

# 2013-14 LADY VOL BASKETBALL

UTSPORTS.COM III @LADYVOL\_HOOPS



A photograph of Holly Warlick, head coach of the 2013 SEC Champions and NCAA Elite Eight participants, standing on an orange Werner ladder in a basketball arena. She is smiling and cutting the white net of a basketball hoop with orange-handled shears. In the foreground, several Tennessee Lady Vols players in white jerseys with orange accents are looking up at her. The background shows a large crowd of spectators in orange and blue, and various banners hanging from the ceiling, including one for the 'NCAA ELITE EIGHT'. A scoreboard is visible in the distance.

**HOLLY WARLICK**

HEAD COACH OF THE 2013 SEC CHAMPIONS  
& NCAA ELITE EIGHT PARTICIPANTS

Southeastern Conference Coach of the Year

Spalding Maggie Dixon Division I Rookie Coach of the Year

Tennessee Sports Writers Association Coach of the Year

# TABLE OF CONTENTS

## GENERAL INFO

2	Quick Facts
3	Schedule
4	Roster
5	Squad Breakdown
5	Preseason Notes
8	2013-14 Opponents

## STAFF

18	Holly Warlick
21	Pat Summitt
23	Kyra Elzy
24	Jollette Law
25	Dean Lockwood
26	Michael Beaumont
26	Janet McGee
27	Josh Baney
27	Amber Smith
27	Managers
28	Lee Taylor
28	Ashley Bonck Wilson
29	Allison Maurer
29	Brian Russell
29	Basketball Admin. Staff
30	Dr. Chris Klenck
30	Donna Thomas
31	Dr. Jimmy Cheek
31	Dr. Donald Bruce
32	Dave Hart
33	Executive Athletics Staff
34	Senior Athletics Staff

## PLAYERS

36	Cierra Burdick
38	Andraya Carter
39	Bashaara Graves
40	Isabelle Harrison
42	Jasmine Jones
43	Ariel Massengale
44	Nia Moore
45	Jordan Reynolds
46	Mercedes Russell
47	Meighan Simmons
49	Career Game-By-Game

## REVIEW

52	Postseason Notebook
54	2012-13 Statistics
55	2012-13 Results
56	Breaking It Down
56	Week-By-Week Rankings
57	Game Boxescores/Recaps

## HISTORY

76	All-Time Roster
79	The Early Years
80	All-Time Head Coaches
80	All-Time Assts. & Staff
81	Lady Vol Honorees
84	WBCA All-Americans
84	WBHOF Inductees
84	NCAA Victory Totals
84	Lady Vol Olympians
85	Success In Coaching Ranks
87	Retired Uniforms
89	Current WNBA Players
89	All-Time UT WNBA Picks
90	Former Lady Vol Pros
91	Lady Vols In The Draft
91	WNBA First Round Picks
91	All-Time Rosters/Stats

## FACILITIES

106	Thompson-Boling Arena
106	Yearly Home Records
107	Top 25 Home Crowds
107	Arena Records
108	Year-By-Year Attendance
109	Largest Crowds
109	Big Crowd Records
110	Top 25 Away Crowds
110	Top 25 Neutral Crowds
111	Stokely Athletics Center
111	Alumni Gym
111	Stokely/Alumni Records
111	Largest Stokely Records
112	Year-By-Year Home Records
112	Pratt Pavilion

## NCAA

114	NCAA Titles
114	Final Four Appearances
115	Women's Final Four Results
115	Seeding Through The Years
116	UT NCAA Tourny Stats
117	UT In The Postseason
118	UT NCAA Record vs. Conf.
118	UT NCAA Record vs. Opp.
118	NCAA Final Four W-L Record
118	NCAA Tourn. W-L Record
119	NCAA Tournament Honors
119	NCAA Champions
120	NCAA Stats/Records
120	NCAA Year-By-Year
121	Returnees In NCAA Play
122	UT NCAA Tourn. Records
122	UT Opp. NCAA Tourn. Records
123	1987 & 1989 NCAA Champs
124	1991 & 1996 NCAA Champs
125	1997 & 1998 NCAA Champs
126	2007 & 2008 NCAA Champs

## SEC

128	2013 SEC Team Statistics
129	2013 SEC Individual Statistics
130	SEC Regular Season Champs
130	SEC Tournament Champs
130	SEC Tournament Records
130	SEC All-Time Records
130	SEC All-Time Standings
130	SEC Series Records
131	UT SEC Tourn. History
132	UT Conference Recognition
133	Most Decorated Lady Vols

## RECORD BOOK CREDITS

The 2013-14 Tennessee Women's Basketball Record Book has been compiled from information originally presented on UTSports.com and previous UT Women's Basketball Media Guides.

**Editors:** Eric Trainer, Cassandra Novy, Courtney Fritts.

**Design and Layout:** Betsy Devine, Bonnie Jendrek, Cassandra Novy, Amanda Pruitt, Eric Trainer.

**Editorial Assistance:** Jason Yellin.

**Photography:** Donald Page, Wade Rackley, Patrick Murphy-Racey, William Ewart, UTAD Photography Staff, UT Photo Services.

**Cover Design:** Jenny Brown, Amanda Pruitt, Eric Trainer.

**Printing:** CCM of Nashville. Visit volphotobooks.com to purchase.

The University of Tennessee is an EEO/AA/Title VI/Title IX/Section 504/ADA/ADEA institution in the provision of its education and employment programs and services.

134	UT SEC Tourn. Records
134	Opp. SEC Tourn. Records
134	SEC In The NCAA Tourn.

## RECORDS

136	Great Lady Vol Scorers
142	Great Lady Vol Rebounders
143	UT Team Records
143	Season High & Lows
144	Scoring Records
145	Field Goal Records
146	3-Pt. Field Goal Records
147	Free Throw Records
148	Rebounding Records
149	Assist Records
150	Block Records
151	Steal Records
152	Year-By-Year Leaders
153	Opponent Records
154	Misc. Single Game Records
155	Overtime Games
155	Double-Doubles
156	Lady Vol Records
161	Records By Class
162	Season Avg. By Class
163	Season Statistical Breakdown
165	Final Yearly Rankings
165	Week-By-Week AP Poll
166	Records By Conference
167	Series Records
180	Tourney/Neutral Site Key
181	Year-By-Year Results

## MEDIA INFO

196	Media Relations Staff
196	Directions To Arena
196	Hotel/Taxi Info.
197	Media Policies
198	Lady Vol Network
198	Programming/Vol Calls
198	Lady Vol Network Affiliates
199	SEC Quick Facts
199	SEC Media Relations
199	SEC Hoops By The Numbers
200	SEC Media Info.
200	SEC Tournament Info.
200	SEC Ticket Info.

GENERAL

STAFF

PLAYERS

REVIEW

HISTORY

FACILITIES

NCAA

SEC

RECORDS

MEDIA INFO



■ QUICK FACTS

GENERAL INFORMATION

Location .....	Knoxville, Tenn.
Founded .....	1794 (As Blount College)
Affiliation .....	NCAA Division I
Conference .....	Southeastern (SEC)
Enrollment .....	27,523
Colors .....	Orange & White
Nickname .....	Lady Volunteers
Mascot .....	Smokey
Band .....	Pride of the Southland
Home Arena/Court .....	Thompson-Boling Arena/The Summitt
Capacity .....	21,678

UNIVERSITY ATHLETICS PERSONNEL

President .....	Dr. Joe DiPietro (Illinois, 1974)
Chancellor .....	Dr. Jimmy Cheek (Texas A&M, 1969)
Faculty Athletics Representative .....	Dr. Donald Bruce (Drew, 1994)
Vice Chancellor/Director of Athletics .....	Dave Hart (Alabama, 1971)
Senior Woman Administrator .....	Donna Thomas (Tennessee, 1988)

TEAM INFORMATION

2012-13 Overall Record .....	27-8
2012-13 Overall Record Breakdown..	Home (16-2), Away (9-4), Neutral (2-2)
2012-13 SEC Record .....	14-2
2012-13 SEC Record Breakdown .....	Home (8-0), Away (6-2), Neutral (0-0)
NCAA Tournament Finish .....	Elite Eight
Final National Rankings .....	10th - AP/9th - USA Today
SEC Regular Season Finish .....	1st
SEC Tournament Finish .....	t3rd
Letterwinners Returning .....	7
Letterwinners Lost .....	3
Starters Returning .....	3
Starters Lost .....	2
Newcomers .....	2

TEAM HISTORY

First Season Of Basketball .....	1902-03
All-Time Overall Record .....	1,218-273 (.817)
All-Time SEC Record .....	331-46 (.878)
All-Time NCAA Tournament Record .....	115-24 (.827)
All-Time Record At Thompson-Boling Arena .....	369-25 (.937)
NCAA Appearances/Last .....	32/2013
NCAA Regional Appearances/Last .....	31/2013
NCAA Final Four Appearances/Last .....	18/2008
NCAA Championships/Last .....	8/2008
SEC Regular Season Championships/Last .....	17/2013
SEC Tournament Championships/Last .....	16/2012

LADY VOL BASKETBALL STAFF

Head Coach .....	Holly Warlick (Tennessee, 1981)
Year At Tennessee .....	Second as head coach/29th on staff
Career Record/Years .....	27-8 (.771)/1 Year

Record at Tennessee/Years .....	27-8 (.771)/1 Year
Career NCAA/WNIT Appearances As Head Coach .....	1/0
NCAA/WNIT Appearances While Head Coach At UT .....	1/0
Head Basketball Coach Emeritus .....	Pat Summitt (UT-Martin, 1974)
Year At Tennessee .....	40th/Second as head coach emeritus
Final Career Record/Years .....	1,098-208 (.840)/38 Seasons
Final Record at Tennessee/Years .....	1,098-208 (.840)/38 Seasons
Assistant Coach .....	Kyra Elzy (Tennessee, 1999)
Year At Tennessee .....	Second
Assistant Coach .....	Jollette Law (Iowa, 1990)
Year At Tennessee .....	Second
Assistant Coach .....	Dean Lockwood (Spring Arbor, 1982)
Year At Tennessee .....	10th with Lady Vols/15th overall
Director of WBB Operations .....	Michael Beaumont (Central Arkansas, 2000)
Assistant To The Head Coach .....	Janet McGee (Tennessee Tech, 1981)
Video Coordinator .....	Josh Baney (Tennessee, 2005)
Graduate Assistant .....	Amber Smith (Kentucky, 2011)
Athletic Trainer .....	Ashley Bonck Wilson (LSU, 2006)
Strength & Conditioning Coach .....	Lee Taylor (Missouri Valley, 2008)
WBB OF Address .....	207 Thompson-Boling Arena, 1600 Phillip Fulmer Way, 37996
Basketball Office Phone .....	(865) 974-0600
Best Time To Call .....	Contact Media Relations

MEDIA RELATIONS

Associate A.D. - Communications .....	Jimmy Stanton (Southwestern, 1996)
Assistant A.D. - Media Relations .....	Jason Yellin (Stony Brook, 1996)
Associate Director - Media Relations (WBB) .....	Eric Trainer (Arkansas, 1988)
Email Address .....	etrainer@utk.edu
Office Phone .....	(865) 974-8173
Cell Phone .....	(865) 603-2916
Associate Director - Media Relations .....	Tom Satkowiak (Tennessee, 2002)
Assistant Director - Media Relations .....	Amanda Pruitt (Harding, 2009)
Assistant Director - Media Relations .....	Brian Bruce (Springfield, 2008)
Assistant Director - Media Relations .....	Betsy Devine (UMass, 2009)
Assistant Director - Media Relations .....	Mary-Carter Kniffen (Tennessee, 2011)
Assistant Director - Media Relations .....	Stephen Lee (Rutgers, 2008)
Multimedia Coordinator .....	Dani Klupenger (Stony Brook, 2013)
Grad. Asst. - Media Relations (WBB) .....	Cassandra Novy (Missouri, 2010)
Grad. Asst. - Media Relations .....	Nate Bain (Oregon, 2011)
Press Row Phone Number .....	(865) 974-0110
Media Relations Fax Number .....	(865) 974-1269
Mailing Address .....	UT Media Relations, P.O. Box 15016, Knoxville, TN 37901
Overnight Address .....	UT Media Relations, Anderson Training Ctr., Ground Floor 1551 Lake Loudoun Blvd., Knoxville, TN 37996
Athletics Website .....	UTSports.com
Women's BB Twitter/Instagram Account .....	@LadyVol_Hoops
Women's BB Facebook Page .....	www.facebook.com/BallWithTheLadyVols

LADY VOL NETWORK/IMG COLLEGE

Flagship Station .....	The Sports Animal (AM 990, FM 99.1 & 99.3)
Play-By-Play Announcer .....	Mickey Dearstone
Network Address .....	6701 Baum Dr., Suite 100, Knoxville, TN 37919
Network Phone Number .....	(865) 212-3570
Network Contact .....	Glenn Thackston

## 2013-14 SCHEDULE

DATE (DAY)	OPPONENT	SITE	TV / STREAM	TIME
<b>NOV. 4 (MON.)</b>	<b>CARSON-NEWMAN (EXH.)</b>	<b>KNOXVILLE</b>	<b>UTSports.com</b>	<b>7 P.M.</b>
Nov. 8 (Fri.)	at Middle Tennessee	Murfreesboro, Tenn.	GoBlueRaiders.com	8 p.m.
Nov. 11 (Mon.)	at North Carolina (ESPN Tip-Off Marathon)	Chapel Hill, N.C.	ESPN2	9 p.m.
<b>NOV. 14 (THU.)</b>	<b>CHATTANOOGA</b>	<b>KNOXVILLE</b>	<b>UTSports.com</b>	<b>7 P.M.</b>
<b>NOV. 17 (SUN.)</b>	<b>GEORGIA TECH</b>	<b>KNOXVILLE</b>	<b>FSSO/FSTN</b>	<b>7 p.m.</b>
<b>NOV. 24 (SUN.)</b>	<b>OAKLAND</b>	<b>KNOXVILLE</b>	<b>UTSports.com</b>	<b>2 P.M.</b>
Nov. 28 (Thu.)	at Junkanoo Jam vs. Virginia	Freeport, Bahamas		2 p.m.
Nov. 29 (Fri.)	at Junkanoo Jam vs. Kansas State or SMU	Freeport, Bahamas	4:45 p.m. (Cons.)/7 p.m. (Champ.)	
<b>DEC. 8 (SUN.)</b>	<b>TEXAS</b>	<b>KNOXVILLE</b>	<b>FSSO/FSTN</b>	<b>1 p.m.</b>
<b>DEC. 14 (SAT.)</b>	<b>TROY</b>	<b>KNOXVILLE</b>	<b>SPSO</b>	<b>2 p.m.</b>
<b>DEC. 17 (TUE.)</b>	<b>TENNESSEE STATE</b>	<b>KNOXVILLE</b>	<b>UTSports.com</b>	<b>7P.M.</b>
Dec. 21 (Sat.)	at Stanford	Stanford, Calif.	PAC-12 TV	4:30 p.m.
<b>DEC. 29 (SUN.)</b>	<b>LIPSCOMB</b>	<b>KNOXVILLE</b>	<b>UTSports.com</b>	<b>2 P.M.</b>
<b>JAN. 2 (THU.)</b>	<b>LSU*</b>	<b>KNOXVILLE</b>	<b>CSS</b>	<b>7 P.M.</b>
Jan. 5 (Sun.)	at Georgia*	Athens, Ga.	SPSO	4 p.m.
<b>JAN. 9 (THU.)</b>	<b>OLE MISS*</b>	<b>KNOXVILLE</b>	<b>CSS</b>	<b>7 P.M.</b>
Jan. 12 (Sun.)	at Vanderbilt*	Nashville, Tenn.	ESPN2	4 p.m.
Jan. 16 (Thu.)	at Mississippi State*	Starkville, Miss.	CSS	9 p.m.
<b>JAN. 20 (MON.)</b>	<b>NOTRE DAME (BIG MONDAY)</b>	<b>KNOXVILLE</b>	<b>ESPN2</b>	<b>7 P.M.</b>
<b>JAN. 23 (THU.)</b>	<b>FLORIDA* (WE BACK PAT)</b>	<b>KNOXVILLE</b>	<b>SPSO</b>	<b>6:30 P.M.</b>
Jan. 26 (Sun.)	at Texas A&M*	College Station, Texas	ESPN2	4 p.m.
<b>JAN. 30 (THU.)</b>	<b>ARKANSAS*</b>	<b>KNOXVILLE</b>	<b>SPSO</b>	<b>7 P.M.</b>
Feb. 2 (Sun.)	at Alabama*	Tuscaloosa, Ala.	ESPNU	4:30 p.m.
Feb. 6 (Thu.)	at Ole Miss*	Oxford, Miss.	CSS	9 p.m.
<b>FEB. 10 (MON)</b>	<b>VANDERBILT* (BIG MONDAY)</b>	<b>KNOXVILLE</b>	<b>ESPN2</b>	<b>9 P.M.</b>
<b>FEB. 16 (SUN.)</b>	<b>KENTUCKY* (LIVE PINK, BLEED ORANGE)</b>	<b>KNOXVILLE</b>	<b>ESPN</b>	<b>1 P.M.</b>
<b>FEB. 20 (THU.)</b>	<b>AUBURN*</b>	<b>KNOXVILLE</b>	<b>CSS</b>	<b>7 P.M.</b>
Feb. 23 (Sun.)	at Missouri*	Columbia, Mo.	SEC TV	2 p.m.
Feb. 27 (Thu.)	at LSU*	Baton Rouge, La.	CSS	9 p.m.
<b>MARCH 2 (SUN.)</b>	<b>SOUTH CAROLINA*</b>	<b>KNOXVILLE</b>	<b>ESPNU</b>	<b>2:30 P.M.</b>
March 5-9 (Weds.-Sun.)	SEC Tournament	Duluth, Ga.		TBA
<b>MARCH 22-25 (SAT.-MON.)</b>	<b>NCAA FIRST &amp; SECOND ROUNDS</b>	<b>KNOXVILLE</b>		<b>TBA</b>
March 29-April 1 (Sat.-Mon.)	NCAA Regionals	Lincoln, Neb./Louisville, Ky./Notre Dame, Ind./Stanford, Calif.		TBA
April 6 & 8 (Sun. & Tue.)	NCAA Final Four	Nashville, Tenn.		TBA

\* - SEC Game / All Times Listed As Eastern / Times, Dates & TV Schedules Subject to Change / TBA - To Be Announced  
**TV Key - CSS** (Comcast Sports Southeast), **FSSO/FSTN** (FOX Sports South/FOX Sports Tennessee), **PAC-12 TV** (Pac-12 TV Networks), **SEC TV** (Over the air syndication package), **SPSO** (SportSouth/FOX Sports Southwest/Sun Sports).

### STAY UPDATED



@LadyVol\_Hoops



www.facebook.com/BallWithTheLadyVols



utsports.com

The screenshot shows the Tennessee Women's Basketball website. At the top, there's a navigation bar with 'HOME', 'SPORTS', 'TICKETS', 'TENNESSEE FUND', 'MULTIMEDIA', 'FANS', 'HISTORY', 'SHOP', and 'ABOUT'. Below the navigation is a large image of a player in a white Tennessee jersey with the number 15, dribbling a basketball. The main content area features a headline: 'Three More Women's Hoops Games On TV' with a sub-headline: 'Three additional in-state basketball home games, including match-ups with North Carolina, Stanford and Rutgers, will get aired during the 2013-14 season. The school announced Wednesday.' There are also links for 'BUY TICKETS', 'TENNESSEE FUND', and 'STATS NEWS'.

GENERAL

STAFF

PLAYERS

REVIEW

HISTORY

FACILITIES

NCAA

SEC

RECORDS

MEDIA INFO



## 2013-14 TENNESSEE LADY VOLUNTEERS



**FRONT ROW (L-R):** Jordan Reynolds, Andraya Carter, Ariel Massengale, Meighan Simmons.

**BACK ROW (L-R):** Bashaara Graves, Cierra Burdick, Isabelle Harrison, Mercedes Russell, Nia Moore, Jasmine Jones.

### NUMERICAL ROSTER

No.	Name	Ht.	Pos.	Yr.	Hometown	High School/Last School
0	Jordan Reynolds	5-11	G	FR	Portland, Ore.	Central Catholic H.S.
1	Nia Moore	6-3	C	SO	Chicago, Ill.	Bolingbrook H.S.
2	Jasmine Jones	6-2	F	SO	Madison, Ala.	Bob Jones H.S.
5	Ariel Massengale	5-7	PG	JR	Bolingbrook, Ill.	Bolingbrook H.S.
10	Meighan Simmons	5-9	G	SR	Cibolo, Texas	Byron P. Steele H.S.
11	Cierra Burdick	6-2	F	JR	Charlotte, N.C.	Butler H.S.
12	Bashaara Graves	6-2	F	SO	Clarksville, Tenn.	Clarksville H.S.
14	Andraya Carter	5-9	G	R-FR	Flowery Branch, Ga.	Buford H.S.
20	Isabelle Harrison	6-3	C	JR	Nashville, Tenn.	Hillsboro H.S.
21	Mercedes Russell	6-6	C	FR	Springfield, Ore.	Springfield H.S.

### ALPHABETICAL ROSTER

No.	Name	Ht.	Pos.	Yr.	Hometown	High School/Last School
11	Cierra Burdick	6-2	F	JR	Charlotte, N.C.	Butler H.S.
14	Andraya Carter	5-9	G	R-FR	Flowery Branch, Ga.	Buford H.S.
12	Bashaara Graves	6-2	F	SO	Clarksville, Tenn.	Clarksville H.S.
20	Isabelle Harrison	6-3	C	JR	Nashville, Tenn.	Hillsboro H.S.
2	Jasmine Jones	6-2	F	SO	Madison, Ala.	Bob Jones H.S.
5	Ariel Massengale	5-7	PG	JR	Bolingbrook, Ill.	Bolingbrook H.S.
1	Nia Moore	6-3	C	SO	Chicago, Ill.	Bolingbrook H.S.
0	Jordan Reynolds	5-11	G	FR	Portland, Ore.	Central Catholic H.S.
21	Mercedes Russell	6-6	C	FR	Springfield, Ore.	Springfield H.S.
10	Meighan Simmons	5-9	G	SR	Cibolo, Texas	Byron P. Steele

### STAFF

Holly Warlick – Head Coach  
 Pat Summitt – Head Coach Emeritus  
 Kyra Elzy – Assistant Coach/Recruiting Coordinator  
 Jolette Law – Assistant Coach  
 Dean Lockwood – Assistant Coach  
 Michael Beaumont – Director of Basketball Operations  
 Janet McGee – Assistant to the Head Coach  
 Josh Baney – Video Coordinator  
 Amber Smith – Graduate Assistant

### PRONUNCIATION GUIDE

on-DRAY-uh -- **Andraya Carter**  
**BAY-nee** -- Josh Baney  
 buh-SHAR-uh -- **Bashaara Graves**  
 SIB-oh-lo -- **Cibolo**, Texas  
 JAZZ-min -- **Jasmine Jones**  
 jo-LETT -- **Jolette Law**  
 KYE-ruh ELL-zee -- **Kyra Elzy**  
 NEE-uh -- **Nia Moore**

## SQUAD BREAKDOWN

### STARTERS RETURNING (3)

No.	Name	Pos	Ht	Cl	Pts	Rebs	Asts	Notes
10	Meighan Simmons	G	5-9	SR	16.8	3.6	2.1	2013 SEC Co-Player of the Yr., All-SEC 1st Tm.
12	Bashaara Graves	F	6-2	SO	13.2	8.0	1.2	2013 SEC Freshman of the Yr., All-SEC 1st Tm.
5	Ariel Massengale	PG	5-7	JR	7.9	2.6	4.5	Career APG (4.7) is No. 3 all-time at UT

### OTHER LETTERWINNERS RETURNING (4)

No.	Name	Pos	Ht	Cl	Pts	Rebs	Asts	Notes
20	Isabelle Harrison	C	6-3	JR	9.5	7.5	0.9	Started 17 games last yr., six double-doubles
11	Cierra Burdick	F	6-2	JR	8.4	6.6	1.5	Started 16 games last yr., five double-doubles
2	Jasmine Jones	F	6-2	SO	4.7	3.9	0.7	Played in all 35 games, had 31 steals
21	Nia Moore	C	6-3	SO	2.8	1.9	0.2	Appeared in 20 contests, 94% FT shooter

### OTHERS RETURNING (1)

No.	Name	Pos	Ht	Cl	Pts	Rebs	Asts	Notes
14	Andraya Carter	G	5-9	R-FR	5.3	1.6	1.9	Played in seven games before inj. ended yr.

### NEWCOMERS (2)

No.	Name	Pos	Ht	Cl	Pts	Rebs	Hometown/Previous School
0	Jordan Reynolds	G	5-11	FR	18.5	----	Portland, Ore. (Central Catholic H.S.)
21	Mercedes Russell	C	6-6	FR	25.1	12.3	Springfield, Ore. (Springfield H.S.)

### STARTERS LOST (2)

No.	Name	Pos	Ht	Cl	Pts	Rebs	Asts	Notes
13	Taber Spani	G/F	6-1	SR	11.1	4.5	1.2	SEC All-Tournament, 37% 3FG, 86% FT
4	Kamiko Williams	G	5-11	SR	7.4	4.2	2.5	All-OKC Regional, 2nd Rd. WNBA Draft pick

### OTHER LETTERWINNERS LOST (1)

No.	Name	Pos	Ht	Cl	Pts	Rebs	Asts	Notes
1	Jasmine Phillips	G	5-10	SO	1.9	0.9	0.4	Played in only 12 games, transferred

### PRESEASON NOTEBOOK

## OFF AND RUNNING

### WARLICK ERA OFF TO STRONG START

- What a difference a year makes, as Holly Warlick enters her second campaign as head coach at Tennessee with a successful season under her belt and no lingering questions about the future of the program.
- Rather than being picked to finish as low as fifth in the Southeastern Conference and 20th nationally in the preseason polls, as they were last year, the Lady Vols are projected by most observers to contend for another conference title and vie for a spot in the NCAA Women's Final Four.
- Warlick led the Lady Vols to a 27-8 record, an SEC regular season championship and an NCAA Elite Eight appearance during her first year at the helm of the Big Orange in 2012-13.
- The Women's Basketball Coaches Association (WBCA) voted Warlick as its Spalding Maggie Dixon Division I Rookie Coach of the Year and bestowed that honor on the UT skipper at the organization's annual convention in New Orleans in April 2013.
- The league's coaches and the Associated Press chose Warlick as 2013 SEC Women's Basketball Coach of the Year.
- Members of the Tennessee Sports Writers Association selected Warlick as their 2013 TSWA Women's Basketball Coach of the Year.

## GRIND FOR 9

### DESTINATION NASHVILLE

- The Lady Vols have adopted the slogan and hashtag #GrindFor9 this season, signifying their quest for the program's ninth NCAA Championship.
- The team equates grinding with rising early and staying late, getting dirty and going the extra mile in pursuit of NCAA trophy No. 9.
- This year's NCAA Final Four is being held in the Volunteer State, taking place April 6 & 8, 2014, at Bridgestone Arena in Nashville.
- According to MapQuest, Bridgestone Arena is 180 miles from UT's Thompson-Boling Arena.

## SEASON SYMBOLS

### STANDARD, COIN SERVE AS REMINDERS

- A plated steel standard, forged and ground into the shape of the state of Tennessee, serves as an everyday reminder to the Lady Vol players and staff about their commitment to do what it takes to make it to Nashville and compete for a national championship.
- Special coins, which list the program's eight NCAA titles, have been made. Before each game, players will be given a coin, and if they are willing to provide their maximum effort for the team to win No. 9, they will put their coin in a bucket resembling a basketball goal.

GENERAL

STAFF

PLAYERS

REVIEW

HISTORY

FACILITIES

NCAA

SEC

RECORDS

MEDIA INFO



## ■ PRESEASON NOTEBOOK (CONTINUED)

### MORE EXPECTED

#### LADY VOLS HIGH IN PRESEASON POLLS

- The Lady Vols were ranked third in Charlie Creme's espnW.com 2013-14 preseason top 25, the first poll to come out back on April 18, 2013.
- UT is sixth in Lindy's Sports Annuals Preseason Top 25.
- Tennessee was picked by the media to win the 2014 SEC title, while senior Meighan Simmons was projected as the SEC Player of the Year, and she and sophomore Bashaara Graves were selected to the five-member preseason All-SEC team.

### VETERANS APLENTY

#### LOADS OF STARTING EXPERIENCE

- Tennessee returns three full-time starters in 5-9 senior guard Meighan Simmons (16.8 ppg.), 5-7 junior guard Ariel Massengale (7.9 ppg., 4.5 apg.) and 6-2 sophomore forward Bashaara Graves (13.2 ppg., 8.0 rpg.).
- Isabelle Harrison, a 6-3 junior center (9.5 ppg., 7.5 rpg.), and 6-2 junior forward Cierra Burdick (8.4 ppg., 6.6 rpg.) were part-time starters a year ago, getting the nod for the opening tip 17 and 16 times, respectively.
- Andraya Carter, a 5-9 redshirt freshman (5.3 ppg., 1.6 rpg.), got seven games' worth of experience in 2012-13, including five as a starter, before suffering an injury to her right shoulder that required season-ending surgery.
- Jasmine Jones, a 6-2 sophomore forward (4.7 ppg., 3.9 rpg.), and 6-3 sophomore center Nia Moore (2.8 ppg., 1.9 rpg.) also return with plentiful experience as reserves.

### PAIR OF ROOKIES

#### OREGON DUO JOINS PROGRAM

- Tennessee signed three players last November during the fall signing period, with two players joining the squad during the second session of summer school.
- Both of those players hail from the state of Oregon.
- Mercedes Russell, is a 6-6 center from Springfield, while Jordan Reynolds is a 5-11 guard from Portland.
- Russell was the 2013 Gatorade National Girls Player of the Year and rated the No. 1 player in the nation by ESPNU/HoopGurlz.
- Reynolds was the nation's No. 42 player and No. 10 guard, according to ESPNU/HoopGurlz.
- Tennessee's third signee was Jannah Tucker, the No. 8 player and No. 5 guard on the ESPNU/HoopGurlz list, but she did not enroll in school due to personal reasons.

### SEC'S BEST RETURN

#### SIMMONS, GRAVES HIGHLY-DECORATED

- Meighan Simmons returns after a junior season that saw her named 2013 SEC Co-Player of the Year by the league's coaches, while Bashaara Graves is back after being named SEC Freshman of the Year by the coaches and SEC Newcomer of the Year by the Associated Press.
- Simmons was a first-team All-SEC selection by both the coaches and Associated Press.
- She earned third-team All-America accolades by the Associated Press and Full Court.
- Graves, meanwhile, was a first-team All-SEC choice by the coaches and a second-team pick by AP.
- She also was named Full Court National Freshman of the Year and a first-team Full Court Freshman All-American.
- Both were WBCA honorable mention All-Americans.

### WADE WATCH

#### GRAVES, SIMMONS ON LIST

- Bashaara Graves and Meighan Simmons have been named to the 25-player "Wade Watch" list by the WBCA.
- Now in its 37th year, The Wade Trophy is named in honor of the late, legendary three-time national champion Delta State University coach Lily Margaret Wade.
- Regarded as "The Heisman of Women's Basketball," the award is presented annually to the NCAA Division I Player of the Year by the National Association of Girls and Women in Sport (NAGWS) and the WBCA.
- Simmons was a finalist for last year's Wade Trophy as well as the Naismith and Wooden Awards.

### SEC SUCCESS

#### LADY VOLS HAVE WON 33 TITLES

- With its SEC regular-season title in 2012-13, Tennessee claimed its 33rd all-time SEC trophy.
- The Lady Vols have won 17 SEC regular-season championships, including three in the past four seasons.
- UT has 16 league tournament titles to its credit, including three straight from 2010 to 2012.
- Since 1985, there have been only five seasons where Tennessee didn't win at least a regular season or tournament title. Those were 1986, 1987, 1991, 1997 and 2009.
- The Lady Vols have swept SEC regular-season and tournament championships on eight occasions. Those years were 1980, 1985, 1994, 1998, 1999, 2000, 2010 and 2011.
- Tennessee stands first in regular season and tournament titles in conference history with Georgia ranking second with seven regular season trophies and Vanderbilt standing sixth in tourney hardware with six pieces.

### ON THE SCHEDULE

#### FIRST TWO ON THE ROAD AGAIN

- The Lady Vols open with their first two games on the road on Nov. 8 (Middle Tennessee) and Nov. 11 (North Carolina) before returning home for three in a row at home from Nov. 14-24 (Chattanooga, Georgia Tech and Oakland).
- The schedule features a trip to the Bahamas for the Junkanoo Jam at Freeport/Lucaya on Grand Bahama Island over Thanksgiving, Nov. 28-29, with a game vs. Virginia and another vs. either Kansas State or SMU.
- A trip to Stanford on Dec. 21 rounds out the non-conference road schedule.
- UT also has non-conference home games vs. Texas (Dec. 8), Troy (Dec. 14), Tennessee State (Dec. 17), Lipscomb (Dec. 29) and Notre Dame (Jan. 20).
- Add to that an SEC slate that includes seven teams that went to the NCAA Tournament a year ago and four more who also saw postseason play.

### TV TIME

#### LADY VOLS A POPULAR DRAW

- Tennessee has 22 games slated for television this year, including eight games on the ESPN family of networks.
- All 16 Big Orange SEC contests will be televised, and every road game except the season opener at Middle Tennessee and the two games in the Junkanoo Jam will be carried by at least a regional television network.
- Those three non-televised tilts are slated for live streaming on the internet.



- There also will be five non-televised home games (vs. Carson-Newman, Chattanooga, Oakland, Tennessee State and Lipscomb) that will be live streamed on UTSports.com, free of charge.

## NCAA 1ST/2ND RDS.

### TENNESSEE HOSTING AGAIN

- For the second-straight season and the 15th time overall, UT will play host to the NCAA Women's Basketball First and Second Rounds.
- Knoxville was chosen as one of 16 sites for the 2014 NCAA Division I Women's Basketball Championship, as selected by the NCAA Division I Women's Basketball Committee.
- The Lady Vols will play host to three other teams between March 22-25, 2014, at Thompson-Boling Arena, with game times and exact dates to be set later.
- Tennessee is the only school to appear in all 32 NCAA women's tournaments and sports a 50-1 all-time record in first- and second-round action, including a 40-0 mark at home in those rounds.
- The Lady Vols have played host in three of the past four seasons, excluding 2012, defeating Oral Roberts and Creighton in Knoxville a year ago.

## RECORD BOOKS

### WHO'S MOVING UP THE CHARTS

- Meighan Simmons stands No. 21 on UT's all-time scoring list with 1,487 points and needs 513 to become the fifth Lady Vol to reach the 2,000-point plateau. The others are Chamique Holdsclaw (3,025), Bridgette Gordon (2,462), Candace Parker (2,137) and Tamika Catchings (2,113).
- Simmons' 13.8 career scoring average ties for 10th at UT.
- Simmons stands fourth on the career three-point field goals list (183).
- Bashaara Graves' 8.0 career rebounding average after one season ranks her sixth all-time at Tennessee.
- Ariel Massengale is poised to move onto the career top ten list for assists in 2013-14, entering the year with 320.
- Her 4.7 career assists per game average ranks No. 3 at UT, and her totals of 162 (2011-12) and 158 (2012-13) the past two years were the No. 8 and No. 9 single-season totals in school history.
- Through two seasons, Isabelle Harrison has the No. 7 career blocks per game average by a Lady Vol at 1.23.
- Tennessee's .759 free throw percentage in 2012-13 was the best shooting display in school history.

## MCDONALD'S A-AS

### UT NOW HAS SIX ON THE ROSTER

- Tennessee has six McDonald's All-Americans on the 2013-14 roster.
- Veterans of the McDonald's All-American Game include Cierra Burdick, Bashaara Graves, Ariel Massengale, Meighan Simmons, Jordan Reynolds and Mercedes Russell.
- Russell (16 pts., 12 rebs.) and Reynolds (10 pts., 11 rebs.) each recorded double-doubles for points and rebounds for the victorious West squad during the 2013 McDonald's contest, with Russell being named Most Valuable Player.
- Tennessee has had 23 McDonald's All-Americans on its roster through the years.

## USA BASKETBALL

### GRAVES, MASSENGALE CLAIM GOLD

- Bashaara Graves and Ariel Massengale represented their country over the summer in international competition, and both came away with their fourth career gold medals with USA Basketball.
- Massengale was a member of the USA World University Games team, averaging 4.0 points and 2.5 assists for a team that went 6-0 and struck gold in Kazan, Russia.
- Graves played on the USA U19 squad that captured gold at the 2013 U19 Championships in Lithuania, starting all nine contests as the Americans went undefeated.
- She averaged 8.4 points and 6.2 rebounds, and led the team with a .592 field goal percentage.

## HONORING "CP"

### PARKER'S JERSEY TO BE RETIRED

- Candace Parker will be honored by having her jersey retired on Jan. 2, 2014, when Tennessee hosts LSU at 7 p.m. in Thompson-Boling Arena.
- Parker's banner will become the seventh honoring a member of the Lady Vol program, joining head coach emeritus Pat Summitt as well as five other players whose jerseys have been retired.
- That group of Lady Vols includes Holly Warlick, Bridgette Gordon, Daedra Charles, Chamique Holdsclaw and Tamika Catchings.
- Parker was at Tennessee from 2004-08, earning WBCA All-America accolades in 2006, 2007 and 2008 and helping the Lady Vols to back-to-back NCAA Championships in 2007 and 2008.
- No. 3 ranks third all-time at UT with 2,137 points and is sixth in rebounding at 972.
- "CP" dunked seven times during her career and was the first woman to record a slam in an NCAA Tournament game, doing so twice vs. Army on March 19, 2006.

## REMEMBERING "MO"

### SQUAD TO HONOR MARY OSTROWSKI

- On July 19, 2013, one of the all-time greats in program history, Mary Ostrowski, passed away at the age of 51. She had been diagnosed with multiple myeloma, a type of blood cancer, in 2007.
- To honor Ostrowski's memory, the 2013-14 Lady Vols will wear a black patch with "MO" inscribed with white lettering on their uniforms this season to honor a player known as "Mary O" or "Mo" during her prolific playing career.
- Ostrowski, the first No. 1 recruit signed by Pat Summitt, played at UT from 1980-84 and scored 1,729 points and grabbed 994 rebounds during her career.
- She was a 1982 Kodak All-American and All-SEC in 1982 and 1984, helping Tennessee to Final Fours in 1981, 1982 and 1984.

## MILLIONS OF FANS

### UT NEARS ATTENDANCE MILESTONES

- The Lady Vols enter the season 94,088 away (4,905,912) from crossing the five-million mark in home attendance.
- The Tennessee women also are drawing near to two other milestones, standing 107,771 away (3,892,229) from four million in attendance at road games and 201,859 from nine million (8,798,141) in overall attendance.

GENERAL

STAFF

PLAYERS

REVIEW

HISTORY

FACILITIES


NCAA

SEC

RECORDS

MEDIA INFO





**MIDDLE TENNESSEE  
BLUE RAIDERS**

**11-8 | MURFREESBORO, TN**

**Location:** Murfreesboro, Tenn.  
**Arena:** Murphy Center (11,520)  
**Colors:** Royal Blue and White  
**President:** Sidney A. McPhee  
**Enrollment:** 25,394  
**Director of Athletics:** Chris Massaro  
**Conference:** Sun Belt

**COACHING STAFF**

**Head Coach (Alma Mater/Year):** Rick Insell (MTSU '77)  
**Record/Years at MTSU:** 199-62/8  
**Career Record/Years:** Same  
**Assistant Coaches:** Kim Brewton (Liberty '00), Alysha Clark (MTSU '09), Mariska Harris (Trevecca Nazarene '08)

**SEASON OUTLOOK**

**2012-13 Record:** 25-8  
**2012-13 Conference Record:** 17-3  
**Postseason:** NCAA First Round  
**Final AP Rank:** NR  
**Final USA Today Rank:** RV  
**Series Record:** UT 20-0  
**Last Meeting:** Nov. 28, 2012, UT 88-81 (OT)

**2013-14 SCHEDULE**

Nov. 8	Tennessee
Nov. 15	at Miami
Nov. 19	at Arkansas
Nov. 24	Kentucky
Nov. 29	Southeastern Louisiana
Nov. 30	NC State/Wright State
Dec. 4	at Austin Peay
Dec. 12	Kennesaw State
Dec. 16	at UCF
Dec. 18	at USF
Dec. 21	South Dakota State
Dec. 29	at Clemson
Jan. 2	Tennessee Tech
Jan. 8	North Texas
Jan. 11	at LA Tech
Jan. 15	UTEP
Jan. 18	at UAB
Jan. 22	UTSA
Jan. 25	Old Dominion
Jan. 29	at Southern Miss
Feb. 1	at Tulsa
Feb. 8	Rice
Feb. 12	at FIU
Feb. 15	at Florida Atlantic
Feb. 19	Marshall
Feb. 22	Charlotte
Feb. 26	at East Carolina
Mar. 1	UAB
Mar. 5	at Tulane

**MEDIA CONTACT INFO**

**Russell Luna, Basketball SID**  
luna@goblueraiders.com  
MTSU Box 20, Murfreesboro, Tenn. 37132  
**Office:** (615) 900-7837 • **Cell:** (615) 900-7837  
**Press Row:** (615) 898-2807 • **Fax:** (615) 898-5626  
**www.goblueraiders.com**

**NORTH CAROLINA  
TAR HEELS**

**11-11 | CHAPEL HILL, NC**

**QUICK FACTS**

**Location:** Chapel Hill, N.C.  
**Arena:** Carmichael Arena (6,822)  
**Colors:** Carolina Blue and White  
**Chancellor:** Holden Thorpe  
**Enrollment:** 18,503  
**Director of Athletics:** Bubba Cunninghamham  
**Conference:** Atlantic Coast

**COACHING STAFF**

**Head Coach (Alma Mater/Year):** Sylvia Hatchell (Carson-Newman '74)  
**Record/Years at UNC:** 636-241/27  
**Career Record/Years:** 908-321/38  
**Associate Head Coach:** Andrew Calder (Coker '74)  
**Assistant Coaches:** Tracey Williams-Johnson (UNC Pembroke '86), Ivory Latta (UNC '07)

**SEASON OUTLOOK**

**2012-13 Record:** 29-7  
**2012-13 Conference Record:** 14-4  
**Postseason:** NCAA Second Round  
**Final AP Rank:** 13th  
**Final USA Today Rank:** 18th  
**Series Record:** UT 15-3  
**Last Meeting:** Dec. 2, 2012, UT 102-57

**2013-14 SCHEDULE**

Nov. 8	Air Force
Nov. 11	Tennessee
Nov. 17	at UCLA
Nov. 21	Coastal Carolina
Nov. 24	Coppin State
Nov. 28	Arkansas State
Nov. 29	Arizona State
Nov. 30	Illinois
Dec. 5	Nebraska
Dec. 14	Charleston Southern
Dec. 16	New Orleans
Dec. 18	South Carolina
Dec. 21	High Point
Jan. 2	James Madison
Jan. 5	Maryland
Jan. 9	NC State
Jan. 12	at Florida State
Jan. 16	Clemson
Jan. 19	at Boston College
Jan. 23	at Wake Forest
Jan. 30	Syracuse
Feb. 2	Miami
Feb. 6	at Georgia Tech
Feb. 10	at Duke
Feb. 13	Pittsburgh
Feb. 16	at NC State
Feb. 20	at Virginia
Feb. 23	Virginia Tech
Feb. 27	at Notre Dame
Mar. 2	Duke

**MEDIA CONTACT INFO**

**Mark Kimmel, Basketball SID**  
mkimmel@unc.edu  
P.O. Box 2126, Chapel Hill, NC 27515  
**Office:** (919) 842-0084 • **Cell:** (919) 962-0612  
**Press Row:** (919) 962-0702 • **Fax:** (919) 962-0612  
**www.goheels.com**

**CHATTANOOGA  
LADY MOCS**

**11-14 | KNOXVILLE**

**QUICK FACTS**

**Location:** Chattanooga, Tenn.  
**Arena:** McKenzie Arena (10,966)  
**Colors:** Navy Blue, Old Gold and Silver  
**Chancellor:** Dr. Steve Angle  
**Enrollment:** 11,660  
**Director of Athletics:** David Blackburn  
**Conference:** Southern

**COACHING STAFF**

**Head Coach (Alma Mater/Year):** Jim Foster (Temple '80)  
**Career Record/Years at UTC:** First Year  
**Career Record/Years:** 783-307/35  
**Assistant Coaches:** Katie Burrows (Chattanooga '04), Brittany Johnson (Ohio State '11), John McCray (Ohio State '11)

**SEASON OUTLOOK**

**2012-13 Record:** 29-4  
**2012-13 Conference Record:** 19-1  
**Postseason:** NCAA First Round  
**Final AP Rank:** RV  
**Final USA Today Rank:** NR  
**Series Record:** UT 25-7  
**Last Meeting:** Nov. 9, 2012, UTC 80-71

**2013-14 SCHEDULE**

Nov. 8	Alabama
Nov. 14	at Tennessee
Nov. 17	Belmont
Nov. 21	UAB
Nov. 24	Auburn
Nov. 29	Minnesota
Nov. 30	Hawaii
Dec. 1	Colorado State
Dec. 10	at Jacksonville State
Dec. 14	at UNCG
Dec. 16	at Elon
Dec. 18	at Austin Peay
Dec. 21	at ETSU
Jan. 4	Georgia Southern
Jan. 6	Davidson
Jan. 11	at Western Carolina
Jan. 13	at Appalachian State
Jan. 18	Wofford
Jan. 20	Furman
Jan. 25	Samford
Feb. 1	at Davidson
Feb. 3	at Georgia Southern
Feb. 8	Appalachian State
Feb. 10	Western Carolina
Feb. 15	at Furman
Feb. 17	at Wofford
Feb. 24	at Samford
Feb. 28	Elon
Mar. 2	UNCG

**MEDIA CONTACT INFO**

**Anne Wehunt, Basketball SID**  
Anne-Wehunt@utc.edu  
615 McCallie Ave, Dept. 3503,  
Chattanooga, TN 37403  
**Office:** (423) 425-4618 • **Cell:** (423) 933-5764  
**Press Row:** (423) 756-5476 • **Fax:** (423) 425-2160  
**www.GoMocs.com**



## GEORGIA TECH YELLOW JACKETS

11-17 | KNOXVILLE

### QUICK FACTS

**Location:** Atlanta, Ga.  
**Arena:** McCamish Pavilion (8,600)  
**Colors:** Old Gold and White  
**President:** Bud Peterson  
**Enrollment:** 21,000  
**Director of Athletics:** Dan Radakovich  
**Conference:** Atlantic Coast

### COACHING STAFF

**Head Coach (Alma Mater/Year):** MaChelle Joseph (Purdue '92)  
**Record/Years at GT:** 193-122/10  
**Career Record/Years:** Same  
**Assistant Coaches:** M.L. Willis (Iowa '98), Michael Wholey (Emerson '04), Deja Foster (Georgia Tech '11)

### SEASON OUTLOOK

**2012-13 Record:** 14-16  
**2012-13 Conference Record:** 7-11  
**Postseason:** None  
**Final AP Rank:** NR  
**Final USA Today Rank:** NR  
**Series Record:** UT 5-0  
**Last Meeting:** Nov. 11, 2012, UT 71-54

### 2013-14 SCHEDULE

Nov. 8 Coppin State  
Nov. 10 Western Carolina  
Nov. 17 at Tennessee  
Nov. 24 at Georgia  
Nov. 29 Southern Utah  
Nov. 30 LIU Brooklyn/McNeese State  
Dec. 4 Illinois  
Dec. 7 Alabama A&M  
Dec. 17 Portland State  
Dec. 20 UTEP  
Dec. 21 Oklahoma State  
Dec. 29 Alabama State  
Dec. 30 Brown/Hampton  
Jan. 5 Duke  
Jan. 8 at Clemson  
Jan. 12 at Syracuse  
Jan. 16 Wake Forest  
Jan. 19 at Maryland  
Jan. 23 at Virginia Tech  
Jan. 26 NC State  
Jan. 30 Clemson  
Feb. 3 at Pittsburgh  
Feb. 6 North Carolina  
Feb. 9 at Miami  
Feb. 13 Virginia  
Feb. 17 at Notre Dame  
Feb. 23 Maryland  
Feb. 27 at Florida State  
Mar. 2 Boston College

### MEDIA CONTACT INFO

**Brittany McCormick, Basketball SID**  
bmccormick@athletics.gatech.edu  
150 Bobby Dodd Way, N.W. Atlanta, GA 30332  
**Office:** (404) 894-5445 • **Cell:** (908) 839-7274  
**Press Row:** (404) 894-5458 • **Fax:** (404) 894-1248  
[www.ramblinreck.com](http://www.ramblinreck.com)

## OAKLAND GOLDEN GRIZZLIES

11-24 | KNOXVILLE

### QUICK FACTS

**Location:** Rochester, Mich.  
**Arena:** Athletics Center O'rena (3,000)  
**Colors:** Gold and Black  
**President:** Dr. Betty Youngblood  
**Enrollment:** 19,740  
**Director of Athletics:** Tracy Huth  
**Conference:** Horizon League

### COACHING STAFF

**Head Coach (Alma Mater/Year):** Jeff Tungate (Oakland '93)  
**Record/Years at OU:** First Year  
**Career Record/Years:** Same  
**Associate Head Coach:** Eric Stephan (Carthage '86)  
**Assistant Coaches:** Lester Harbin (Lees-McRae '06), Lindsay Scarlatelli (Oakland '10)

### SEASON OUTLOOK

**2012-13 Record:** 9-20  
**2012-13 Conference Record:** 3-13  
**Postseason:** None  
**Final AP Rank:** NR  
**Final USA Today Rank:** NR  
**Series Record:** First Meeting  
**Last Meeting:** First Meeting

### 2013-14 SCHEDULE

Nov. 9 at Indiana  
Nov. 12 UCF  
Nov. 16 Canisius  
Nov. 19 Miami  
Nov. 24 at Tennessee  
Nov. 27 Niagara  
Nov. 30 at Temple  
Dec. 6 Manhattan  
Dec. 15 at Michigan State  
Dec. 22 at Western Michigan  
Dec. 29 at Minnesota  
Jan. 4 Rochester College  
Jan. 8 at Wright State  
Jan. 11 at Detroit  
Jan. 15 Valparaiso  
Jan. 18 UIC  
Jan. 23 at Cleveland State  
Jan. 25 at Youngstown State  
Jan. 30 Green Bay  
Feb. 4 at UIC  
Feb. 6 Milwaukee  
Feb. 8 Youngstown State  
Feb. 13 Detroit  
Feb. 18 Wright State  
Feb. 22 at Valparaiso  
Feb. 27 Cleveland State  
Mar. 6 at Green Bay  
Mar. 8 at Milwaukee

### MEDIA CONTACT INFO

**Dan Gliot, Basketball SID**  
DLGliot@oakland.edu  
201 Athletics Center, Rochester, MI 48309  
**Office:** (248) 370-3190 • **Cell:** (248) 370-3201  
**Press Row:** (230) 370-4099 • **Fax:** (248) 370-4056  
[www.ougrizzlies.com](http://www.ougrizzlies.com)

## VIRGINIA CAVALIERS

11-28|FREEPORT, BAHAMAS

### QUICK FACTS

**Location:** Charlottesville, Va.  
**Arena:** John Paul Jones Arena (14,593)  
**Colors:** Navy and Orange  
**President:** Teresa Sullivan  
**Enrollment:** 21,095  
**Director of Athletics:** Craig Littlepage  
**Conference:** Atlantic Coast

### COACHING STAFF

**Head Coach (Alma Mater/Year):** Joanne Boyle (Duke '85)  
**Record/Years at UVA:** 41-25/2  
**Career Record/Years:** 245-118/11  
**Associate Head Coach:** Kim McNeill (Richmond '00)  
**Assistant Coaches:** La'Keshia Frett Meredith (Georgia '97), Cory McNeill (Morgan State '02)

### SEASON OUTLOOK

**2012-13 Record:** 16-14  
**2012-13 Conference Record:** 8-10  
**Postseason:** None  
**Final AP Rank:** NR  
**Final USA Today Rank:** NR  
**Series Record:** UT 13-3  
**Last Meeting:** Nov. 20, 2011, UVA 64-69 (OT)

### 2013-14 SCHEDULE

Nov. 8 at James Madison  
Nov. 11 High Point  
Nov. 16 Louisiana Tech  
Nov. 19 at Liberty  
Nov. 24 at West Virginia  
Nov. 28 Tennessee  
Nov. 29 Kansas State/SMU  
Dec. 5 Michigan  
Dec. 17 Maryland-Eastern Shore  
Dec. 20 Tulane  
Dec. 21 Florida Gulf Coast  
Dec. 28 Coppin State  
Dec. 29 Alabama/Princeton  
Jan. 5 Pittsburgh  
Jan. 9 at Virginia Tech  
Jan. 12 Notre Dame  
Jan. 16 at Duke  
Jan. 19 Florida State  
Jan. 23 Maryland  
Jan. 26 at Syracuse  
Jan. 30 at Wake Forest  
Feb. 2 Clemson  
Feb. 6 at Boston College  
Feb. 13 at Georgia Tech  
Feb. 16 Virginia Tech  
Feb. 20 North Carolina  
Feb. 23 at NC State  
Feb. 27 Miami  
Mar. 2 at Florida State

### MEDIA CONTACT INFO

**Melissa Dudek, Basketball SID**  
mdudek@virginia.edu  
P.O. Box 400853, Charlottesville, VA 22904  
**Office:** (434) 982-5500 • **Cell:** (434) 962-0579  
**Press Row:** (434) 296-5910 • **Fax:** (434) 982-5525  
[www.virginiasports.com](http://www.virginiasports.com)





**KANSAS STATE  
WILDCATS**

**11-29|FREEPORT, BAHAMAS**

**QUICK FACTS**

**Location:** Manhattan, Kan.  
**Arena:** Bramlage Coliseum (12,528)  
**Colors:** Purple, Silver and White  
**President:** Dr. Kirk Schulz  
**Enrollment:** 24,378  
**Director of Athletics:** John Currie  
**Conference:** Big 12

**COACHING STAFF**

**Head Coach (Alma Mater/Year):** Deb Patterson (Rockford College '79)  
**Record/Years at KS:** 339-207/17  
**Career Record/Years:** Same  
**Associate Head Coach:** Kamie Ethridge (Texas '87)  
**Assistant Coaches:** Kelly Moylan (Kansas State '94), Shalee Lehning (Kansas State '09)

**SEASON OUTLOOK**

**2012-13 Record:** 19-18  
**2012-13 Conference Record:** 5-13  
**Postseason:** WNIT Semifinals  
**Final AP Rank:** NR  
**Final USA Today Rank:** NR  
**Series Record:** UT 4-0  
**Last Meeting:** Dec. 6, 1985, UT 68-56

**2013-14 SCHEDULE**

Nov. 8	Tennessee State
Nov. 10	Charlotte
Nov. 16	at UTEP
Nov. 20	Wichita State
Nov. 28	SMU
Nov. 29	Virginia/Tennessee
Dec. 7	Grambling State
Dec. 15	UC Santa Barbara
Dec. 21	at Hampton
Dec. 28	NC State
Dec. 30	UC Riverside/San Diego St.
Jan. 2	Baylor
Jan. 5	at Texas
Jan. 8	Oklahoma State
Jan. 11	at Oklahoma
Jan. 14	at Texas Tech
Jan. 18	Iowa State
Jan. 22	at Baylor
Jan. 25	Kansas
Jan. 29	Oklahoma
Feb. 1	at Iowa State
Feb. 8	at West Virginia
Feb. 12	Texas
Feb. 15	Texas Tech
Feb. 19	at TCU
Feb. 22	West Virginia
Feb. 26	at Kansas
Mar. 1	at Oklahoma State
Mar. 3	TCU

**MEDIA CONTACT INFO**

**Randy Peterson, Basketball SID**  
 rpeterson@kstatesports.com  
 1800 College Ave., West Stadium Center,  
 Manhattan, KS 66502  
**Office:** (785) 532-7975 • **Cell:** (785) 587-7769  
**Press Row:** (785) 539-3423 • **Fax:** (785) 532-6039  
[www.k-statesports.com](http://www.k-statesports.com)

**SMU  
MUSTANGS**

**11-29|FREEPORT, BAHAMAS**

**QUICK FACTS**

**Location:** Dallas, Texas  
**Arena:** Moody Coliseum (8,000)  
**Colors:** Red and Blue  
**President:** Dr. R. Gerald Turner  
**Enrollment:** 10,981  
**Director of Athletics:** Rick Hart  
**Conference:** Conference USA

**COACHING STAFF**

**Head Coach (Alma Mater/Year):** Rhonda Rompola (SMU, '83)  
**Record/Years at SMU:** 401-263/21  
**Career Record/Years:** Same  
**Associate Head Coach:** Lisa Dark (SMU '91)  
**Assistant Coaches:** Deneen Parker (Stephen F. Austin '94), Danny Hughes (TCU '89)

**SEASON OUTLOOK**

**2012-13 Record:** 21-10  
**2012-13 Conference Record:** 12-4  
**Postseason:** WNIT First Round  
**Final AP Rank:** NR  
**Final USA Today Rank:** NR  
**Series Record:** First Meeting  
**Last Meeting:** First Meeting

**2013-14 SCHEDULE**

Nov. 10	Grambling State
Nov. 13	TCU
Nov. 16	at Eastern Washington
Nov. 19	Mississippi Valley State
Nov. 23	at Stephen F. Austin
Nov. 25	Lamar
Nov. 28	Kansas State
Nov. 29	Tennessee/Virginia
Dec. 4	Southeastern Louisiana
Dec. 7	at UTEP
Dec. 21	at North Texas
Dec. 29	at Louisville
Jan. 1	at Cincinnati
Jan. 4	USF
Jan. 7	Memphis
Jan. 11	at Rutgers
Jan. 14	at Temple
Jan. 19	Louisville
Jan. 25	at Houston
Jan. 28	Cincinnati
Feb. 1	Temple
Feb. 4	at Connecticut
Feb. 8	Rutgers
Feb. 11	at UCF
Feb. 15	Houston
Feb. 22	at Memphis
Feb. 25	Connecticut
Mar. 1	at USF
Mar. 3	UCF

**MEDIA CONTACT INFO**

**Travis Chamblee, Basketball SID**  
 tchamblee@smu.edu  
 P.O. Box 750216, Dallas, TX 75275  
**Office:** (214) 766-3735 • **Cell:** (214) 931-1714  
**Press Row:** (214) 768-7742  
[www.smumustangs.com](http://www.smumustangs.com)

**TEXAS  
LONGHORNS**

**12-8 | KNOXVILLE**

**QUICK FACTS**

**Location:** Austin, Texas  
**Arena:** Frank Erwin Center (16,540)  
**Colors:** Burnt Orange and White  
**President:** William Powers, Jr.  
**Enrollment:** 49,449  
**Director of Athletics:** Christine Plonsky  
**Conference:** Big 12

**COACHING STAFF**

**Head Coach (Alma Mater/Year):** Karen Aston (Arkansas Little-Rock '87)  
**Record/Years at UT:** 12-18/1  
**Career Record/Years:** 113-81/6  
**Associate Head Coach:** Travis Mays (Texas '90)  
**Assistant Coaches:** Jalie Mitchell (North Texas '02), George Washington (Abilene Christian '00)

**SEASON OUTLOOK**

**2012-13 Record:** 12-18  
**2012-13 Conference Record:** 5-13  
**Postseason:** None  
**Final AP Rank:** NR  
**Final USA Today Rank:** NR  
**Series Record:** Tenn. 22-12  
**Last Meeting:** Dec. 16, 2012, Tenn. 94-75

**2013-14 SCHEDULE**

Nov. 10	UTSA
Nov. 13	Texas State
Nov. 19	at New Mexico
Nov. 23	Stanford
Nov. 28	Syracuse
Nov. 29	Texas A&M
Nov. 30	Memphis
Dec. 4	Arkansas-Little Rock
Dec. 8	at Tennessee
Dec. 15	Sam Houston State
Dec. 20	Northwestern State
Dec. 28	Idaho
Jan. 2	at Oklahoma State
Jan. 5	Kansas State
Jan. 8	Oklahoma
Jan. 12	at West Virginia
Jan. 15	Kansas
Jan. 19	at TCU
Jan. 25	West Virginia
Jan. 28	at Kansas
Feb. 1	at Baylor
Feb. 5	Texas Tech
Feb. 9	Iowa State
Feb. 12	at Kansas State
Feb. 16	Baylor
Feb. 19	at Oklahoma
Feb. 22	at Iowa State
Feb. 25	TCU
Mar. 1	at Texas Tech
Mar. 3	Oklahoma State

**MEDIA CONTACT INFO**

**Brian Karst, Basketball SID**  
 brian.karst@austin.utexas.edu  
 P.O. Box 7399, Austin, TX 78712  
**Office:** (512) 471-6039 • **Cell:** (512) 748-5292  
**Press Row:** (512) 471-4246 • **Fax:** (512) 471-6040  
[www.TexasSports.com](http://www.TexasSports.com)



## TROY TROJANS

12-14 | KNOXVILLE

### QUICK FACTS

**Location:** Troy, Ala.  
**Arena:** Trojan Arena (5,200)  
**Colors:** Cardinal, Silver and Black  
**Chancellor:** Dr. Jack Hawkins, Jr.  
**Enrollment:** 25,000  
**Director of Athletics:** John Hartwell  
**Conference:** Sun Belt

### COACHING STAFF

**Head Coach (Alma Mater/Year):** Chanda Rigby (Southeastern Louisiana, '90)  
**Record/Years at TU:** 7-24/1  
**Career Record/Years:** 421-173/21  
**Associate Head Coach:** Jennifer Graf (Northwestern State '00)  
**Assistant Coaches:** Courtney Simmons (Louisville '08), Mike Ryan (NC State '11)

### SEASON OUTLOOK

**2012-13 Record:** 7-24  
**2012-13 Conference Record:** 3-17  
**Postseason:** None  
**Final AP Rank:** NR  
**Final USA Today Rank:** NR  
**Series Record:** First Meeting  
**Last Meeting:** First Meeting

### 2013-14 SCHEDULE

Nov. 8 at Alabama State  
Nov. 11 Florida A&M  
Nov. 15 Tennessee State  
Nov. 19 at Mercer  
Nov. 26 Alabama-Huntsville  
Nov. 30 Jacksonville  
Dec. 4 Florida  
Dec. 8 Evansville  
**Dec. 14 at Tennessee**  
Dec. 20 at Alabama  
Dec. 29 at Savannah State  
Jan. 1 at Georgia State  
Jan. 4 WKU  
Jan. 8 at Arkansas State  
Jan. 11 at UALR  
Jan. 16 ULM  
Jan. 18 Louisiana-Lafayette  
Jan. 22 at UT Arlington  
Jan. 25 at Texas State  
Feb. 1 Arkansas State  
Feb. 6 South Alabama  
Feb. 12 at WKU  
Feb. 15 Georgia State  
Feb. 19 at Louisiana-Lafayette  
Feb. 22 at South Alabama  
Feb. 26 UALR  
Mar. 1 at ULM  
Mar. 5 UT Arlington  
Mar. 8 Texas State

### MEDIA CONTACT INFO

**Matt Mays, Basketball SID**  
mtmays@troj.edu  
5000 Veterans Stadium Dr., Troy, AL 36082  
**Office:** (334) 670-5655 • **Cell:** (334) 372-4338  
**Press Row:** (334) 670-3229 • **Fax:** (334) 670-5655  
[www.trojtrojans.com](http://www.trojtrojans.com)

## TENNESSEE STATE LADY TIGERS

12-17 | KNOXVILLE

### QUICK FACTS

**Location:** Nashville, Tenn.  
**Arena:** Gentry Center (10,600)  
**Colors:** Reflex Blue and White  
**President:** Dr. Portia Sheilds  
**Enrollment:** 9,165  
**Director of Athletics:** Teresa Phillips  
**Conference:** Ohio Valley

### COACHING STAFF

**Head Coach (Alma Mater/Year):** Larry Joe Inman (Austin Peay '70)  
**Record/Years at TSU:** 13-15/1  
**Career Record/Years:** 493-332/29  
**Assistant Coaches:** Marcus Payne (Southwestern '86), Joe Bonham (MTSU '10), Ashlee McGee (Austin Peay '08)

### SEASON OUTLOOK

**2012-13 Record:** 13-15  
**2012-13 Conference Record:** 9-7  
**Postseason:** None  
**Final AP Rank:** NR  
**Final USA Today Rank:** NR  
**Series Record:** UT 2-0  
**Last Meeting:** Feb. 27, 1988, UT 104-51

### 2013-14 SCHEDULE

Nov. 8 at Kansas State  
Nov. 11 at Kennesaw State  
Nov. 15 at Troy  
Nov. 17 at Florida A&M  
Nov. 21 Texas A&M Corpus Christi  
Nov. 24 at Ole Miss  
Nov. 26 Lipscomb  
Dec. 4 at Jacksonville  
Dec. 6 at North Florida  
Dec. 15 Martin Methodist College  
**Dec. 17 at Tennessee**  
Dec. 21 LaSalle  
Dec. 28 at Eastern Illinois  
Jan. 4 Jacksonville State  
Jan. 6 Tennessee Tech  
Jan. 11 at Southeast Missouri  
Jan. 18 Belmont  
Jan. 20 at Jacksonville State  
Jan. 25 Morehead State  
Jan. 27 Eastern Kentucky  
Feb. 3 at Tennessee Tech  
Feb. 8 Austin Peay  
Feb. 10 Murray State  
Feb. 15 at Belmont  
Feb. 17 at UT Martin  
Feb. 24 SIU Edwardsville  
Feb. 27 at Morehead State  
Mar. 1 at Eastern Kentucky

### MEDIA CONTACT INFO

**Zekeya Anderson Harrison**  
zanderson01@tnstate.edu  
3500 John A. Merritt Blvd., Nashville, TN 37209  
**Office:** (615) 963-1867  
**Press Row:** (615) 963-7616 • **Fax:** (615) 963-7692  
[www.tsutigers.com](http://www.tsutigers.com)

## STANFORD CARDINAL

12-21 | STANFORD, CA

### QUICK FACTS

**Location:** Stanford, Calif.  
**Arena:** Maples Pavilion (7,233)  
**Colors:** Cardinal and White  
**President:** John Hennessy  
**Enrollment:** 15,870  
**Director of Athletics:** Bernard Muir  
**Conference:** Pac-12

### COACHING STAFF

**Head Coach (Alma Mater/Year):** Tara VanDerveer (Indiana '75)  
**Record/Years at SU:** 742-152/27  
**Career Record/Years:** 894-203/34  
**Associate Head Coach:** Amy Tucker (Ohio State '82)  
**Assistant Coaches:** Temple Brown (Michigan '90), Kate Payne (Stanford '95)

### SEASON OUTLOOK

**2012-13 Record:** 33-3  
**2012-13 Conference Record:** 17-1  
**Postseason:** NCAA Sweet 16  
**Final AP Rank:** 4th  
**Final USA Today Rank:** 4th  
**Series Record:** UT 22-8  
**Last Meeting:** Dec. 20, 2011, SU 97-80

### 2013-14 SCHEDULE

Nov. 9 at Boston College  
Nov. 11 at Connecticut  
Nov. 15 Cal Poly  
Nov. 17 UC Davis  
Nov. 23 at Texas  
Nov. 26 Purdue  
Nov. 27 Florida Gulf Coast  
Nov. 28 South Dakota State  
Dec. 14 Gonzaga  
Dec. 16 New Mexico  
**Dec. 21 at Tennessee**  
Dec. 28 at Fresno State  
Jan. 3 Oregon  
Jan. 5 Oregon State  
Jan. 10 at Utah  
Jan. 12 at Colorado  
Jan. 17 at Arizona  
Jan. 20 at Arizona State  
Jan. 24 UCLA  
Jan. 27 USC  
Jan. 30 California  
Feb. 2 at California  
Feb. 7 at Washington State  
Feb. 9 at Washington  
Feb. 14 Arizona State  
Feb. 16 Arizona  
Feb. 21 at USC  
Feb. 23 at UCLA  
Feb. 27 Washington  
Mar. 1 Washington State

### MEDIA CONTACT INFO

**Aaron Juarez, Basketball SID**  
arjuarez@stanford.edu  
641 East Campus Dr., Stanford, CA 94305  
**Office:** (650) 725-7277 • **Cell:** (408) 250-1598  
**Press Row:** (650) 723-4418 • **Fax:** (650) 725-2957  
[www.gostanford.com](http://www.gostanford.com)

GENERAL

STAFF

PLAYERS

REVIEW

HISTORY

FACILITIES

NCAA

SEC

RECORDS

MEDIA INFO





**LIPSCOMB**  
LADY BISONS

12-29 | KNOXVILLE

**QUICK FACTS**

**Location:** Nashville, Tenn.  
**Arena:** Allen Arena (5,028)  
**Colors:** Purple and Gold  
**President:** Dr. Randolph Lowry  
**Enrollment:** 4,500  
**Director of Athletics:** Philip Hutcheson  
**Conference:** Atlantic Sun

**COACHING STAFF**

**Head Coach (Alma Mater/Year):** Greg Brown (Lipscomb '93)  
**Record/Years at LU:** 3-26/1  
**Career Record/Years:** Same  
**Assistant Coaches:** John Wild (Lipscomb '90), Cara Cahak (Mississippi College '02), Anna Bowers (Lipscomb '12)

**SEASON OUTLOOK**

**2012-13 Record:** 3-26  
**2012-13 Conference Record:** 2-16  
**Postseason:** None  
**Final AP Rank:** NR  
**Final USA Today Rank:** NR  
**Series Record:** First Meeting  
**Last Meeting:** First Meeting

**2013-14 SCHEDULE**

Nov. 10 Morehead State  
Nov. 12 at UAB  
Nov. 14 Belmont  
Nov. 21 at Kentucky  
Nov. 26 at Tennessee State  
Nov. 30 Murray State  
Dec. 14 at Jacksonville State  
Dec. 17 at Georgia  
Dec. 20 Bradley  
Dec. 21 Gardner-Webb/Wright St.  
**Dec. 29 at Tennessee**  
Jan. 2 at ETSU  
Jan. 4 at USC Upstate  
Jan. 9 Kennesaw State  
Jan. 11 Mercer  
Jan. 16 at Jacksonville  
Jan. 18 at North Florida  
Jan. 25 at Northern Kentucky  
Jan. 30 Florida Gulf Coast  
Feb. 1 Stetson  
Feb. 6 at Kennesaw State  
Feb. 8 at Mercer  
Feb. 13 Jacksonville  
Feb. 15 North Florida  
Feb. 22 Northern Kentucky  
Feb. 27 at Florida Gulf Coast  
Mar. 1 at Stetson  
Mar. 6 ETSU  
Mar. 8 USC Upstate

**MEDIA CONTACT INFO**

**Ryan Hilgemann, Basketball SID**  
ryan.hilgemann@lipscomb.edu  
1 University Park Dr., Nashville, TN 37204  
**Office:** (615) 966-5453 • **Cell:** (605) 380-7672  
**Press Row:** (615) 966-7051 • **Fax:** (615) 966-1806  
[www.lipscombsports.com](http://www.lipscombsports.com)

**LSU**  
LADY TIGERS

1-2 | KNOXVILLE  
2-27 | BATON ROUGE, LA

**QUICK FACTS**

**Location:** Baton Rouge, La.  
**Arena:** Pete Maravich Assembly Center (13,215)  
**Colors:** Purple and Gold  
**Chancellor:** Dr. F. King Alexander  
**Enrollment:** 29,549  
**Director of Athletics:** Joe Alleva  
**Conference:** Southeastern

**COACHING STAFF**

**Head Coach (Alma Mater/Year):** Nikki Caldwell (Tennessee '94)  
**Record/Years at LSU:** 45-23/2  
**Career Record/Years:** 117-49/5  
**Assistant Coaches:** Tasha Butts (Tennessee '04), Angel Elderkin (Southern Maine '99), Tony Perotti (Tennessee '08)

**SEASON OUTLOOK**

**2012-13 Record:** 22-12  
**2012-13 Conference Record:** 10-6  
**Postseason:** NCAA Sweet Sixteen  
**Final AP Rank:** RV  
**Final USA Today Rank:** RV  
**Series Record:** UT 44-12  
**Last Meeting:** Feb. 7, 2013, UT 64-62

**2013-14 SCHEDULE**

Nov. 8 Stephen F. Austin  
Nov. 10 St. Joseph's/Mount St. Mary  
Nov. 20 Hampton  
Nov. 23 at Louisiana Tech  
Nov. 30 Michigan/Texas Tech  
Dec. 3 Indiana State  
Dec. 15 at Arkansas-Little Rock  
Dec. 17 Florida Gulf Coast  
Dec. 20 at NC State  
Dec. 30 Jackson State  
**Jan. 2 at Tennessee**  
Jan. 5 at Tulane  
Jan. 9 Texas A&M  
Jan. 12 Florida  
Jan. 16 at Missouri  
Jan. 19 at Vanderbilt  
Jan. 23 Auburn  
Jan. 26 at Ole Miss  
Jan. 30 Mississippi State  
Feb. 2 at Kentucky  
Feb. 6 Missouri  
Feb. 9 at Texas A&M  
Feb. 16 South Carolina  
Feb. 20 at Georgia  
Feb. 23 Arkansas  
**Feb. 27 Tennessee**  
Mar. 2 at Alabama

**MEDIA CONTACT INFO**

**Bill Martin, Basketball SID**  
wmarti4@lsu.edu  
LSU Athletics Administration Bldg., Baton Rouge, LA 70803  
**Office:** (225) 578-8204 • **Cell:** (225) 270-1665  
**Press Row:** (225) 578-8226 • **Fax:** (225) 578-1862  
[www.lsusports.net](http://www.lsusports.net)

**GEORGIA**  
LADY BULLDOGS

1-5 | ATHENS, GA

**QUICK FACTS**

**Location:** Athens, Ga.  
**Arena:** Stegeman Coliseum (10,523)  
**Colors:** Red and Black  
**President:** Jere Morehead  
**Enrollment:** 34,816  
**Director of Athletics:** Greg McGarity  
**Conference:** Southeastern

**COACHING STAFF**

**Head Coach (Alma Mater/Year):** Andy Landers (Tennessee Tech '74)  
**Record/Years at UGA:** 823-275/34  
**Career Record/Years:** 905-296/38  
**Associate Head Coach:** Joni Crenshaw (Alabama '02)  
**Assistant Coaches:** Angie Johnson (Louisville '91), Robert Mosley (Miles '99)

**SEASON OUTLOOK**

**2012-13 Record:** 28-7  
**2012-13 Conference Record:** 12-4  
**Postseason:** NCAA Elite Eight  
**Final AP Rank:** 14th  
**Final USA Today Rank:** 13th  
**Series Record:** UT 45-15  
**Last Meeting:** Jan. 6, 2013, UT 79-66

**2013-14 SCHEDULE**

Nov. 10 Presbyterian  
Nov. 14 Mercer  
Nov. 17 Ohio State  
Nov. 19 Furman  
Nov. 24 Georgia Tech  
Nov. 26 South Carolina State  
Nov. 29 George Washington  
Dec. 12 at Belmont  
Dec. 15 Kennesaw State  
Dec. 17 Lipscomb  
Dec. 21 at Rutgers  
Dec. 28 Illinois  
Jan. 2 at Vanderbilt  
**Jan. 5 Tennessee**  
Jan. 9 at Missouri  
Jan. 12 Texas A&M  
Jan. 16 Arkansas  
Jan. 19 at Florida  
Jan. 26 at Alabama  
Jan. 30 Kentucky  
Feb. 2 at Mississippi State  
Feb. 9 Ole Miss  
Feb. 13 at Texas A&M  
Feb. 16 Florida  
Feb. 20 LSU  
Feb. 23 at Auburn  
Feb. 27 at South Carolina  
Mar. 2 Mississippi State

**MEDIA CONTACT INFO**

**Mike Mobley, Basketball SID**  
mmobley@sports.uga.edu  
P.O. Box 1472, Athens, GA 30613  
**Office:** (706) 542-1621 • **Home:** (706) 548-0858  
**Press Row:** (706) 542-8052 • **Fax:** (706) 542-9339  
[www.georgiadogs.com](http://www.georgiadogs.com)



GENERAL

STAFF

PLAYERS

REVIEW

HISTORY

FACILITIES

NCAA

SEC

RECORDS

MEDIA INFO

## OLE MISS REBELS

1-9 | KNOXVILLE  
2-6 | OXFORD, MS

### QUICK FACTS

**Location:** Oxford, Miss.  
**Arena:** C.M. Smith Tad Coliseum (8,867)  
**Colors:** Cardinal Red and Navy Blue  
**President:** Dr. Daniel Jones  
**Enrollment:** 21,535  
**Director of Athletics:** Ross Bjork  
**Conference:** Southeastern

### COACHING STAFF

**Head Coach (Alma Mater/Year):** Matt Insell (MTSU '07)  
**Record/Years at UM:** First Season  
**Career Record/Years:** First Season  
**Assistant Coaches:** Alex Simmons (Tennessee '08), Tai Dillard (Texas '03), Todd Schafer (Thomas More '95)

### SEASON OUTLOOK

**2012-13 Record:** 9-20  
**2012-13 Conference Record:** 2-14  
**Postseason:** None  
**Final AP Rank:** NR  
**Final USA Today Rank:** NR  
**Series Record:** UT 40-7  
**Last Meeting:** Feb. 10, 2013, UT 97-68

### 2013-14 SCHEDULE

Nov. 8 Jacksonville State  
Nov. 10 Central Arkansas  
Nov. 15 West Virginia  
Nov. 16 Hawai'i  
Nov. 17 Washington State  
Nov. 22 Southeastern Louisiana  
Nov. 24 Tennessee State  
Nov. 26 Louisiana-Monroe  
Dec. 4 at Tulane  
Dec. 7 Louisiana Tech  
Dec. 16 Mississippi Valley State  
Dec. 18 at South Alabama  
Dec. 20 at Baylor  
Jan. 2 Austin Peay  
Jan. 9 at Tennessee  
Jan. 12 at Alabama  
Jan. 16 Vanderbilt  
Jan. 19 at Arkansas  
Jan. 23 Mississippi State  
Jan. 26 LSU  
Jan. 30 at South Carolina  
Feb. 2 Florida  
Feb. 6 Tennessee  
Feb. 9 at Georgia  
Feb. 13 at Kentucky  
Feb. 20 Texas A&M  
Feb. 23 at Mississippi State  
Feb. 27 at Missouri  
Mar. 2 Auburn

### MEDIA CONTACT INFO

**Jessica Poole, Basketball SID**  
jpoole1@olemiss.edu  
P.O. Box 217, University, MS 38677  
**Office:** (662) 915-7896 • **Cell:** (662) 915-7522  
**Press Row:** (662) 236-1931 • **Fax:** (662) 915-7006  
[www.olemissports.com](http://www.olemissports.com)

## VANDERBILT COMMODORES

1-12 | NASHVILLE, TN  
2-10 | KNOXVILLE

### QUICK FACTS

**Location:** Nashville, TN  
**Arena:** Memorial Gymnasium (14,326)  
**Colors:** Black and Gold  
**Chancellor:** Nicholas Zeppos  
**Enrollment:** 6,796  
**Director of Athletics:** David Williams II  
**Conference:** Southeastern

### COACHING STAFF

**Head Coach (Alma Mater/Year):** Melanie Balcomb (Trenton State '84)  
**Record/Years at VU:** 259-106/12  
**Career Record/Years:** 422-210/21  
**Associate Head Coach:** Tom Garrick (Rhode Island '89)  
**Assistant Coaches:** Ashley Earley (Vanderbilt '05), Kim Rosamond (Mississippi '98)

### SEASON OUTLOOK

**2012-13 Record:** 21-12  
**2012-13 Conference Record:** 9-7  
**Postseason:** NCAA Second Round  
**Final AP Rank:** NR  
**Final USA Today Rank:** NR  
**Series Record:** UT 62-8  
**Last Meeting:** Feb. 17, 2013, UT 83-64

### 2013-14 SCHEDULE

Nov. 8 Appalachian State  
Nov. 11 Western Kentucky  
Nov. 14 Delaware State  
Nov. 17 Marquette  
Nov. 21 at Duke  
Nov. 24 Dayton  
Nov. 29 Elon  
Nov. 30 vs. Wisconsin/Mercer  
Dec. 3 ETSU  
Dec. 15 at Hartford  
Dec. 18 at James Madison  
Dec. 21 UNC Asheville  
Dec. 30 at UAB  
Jan. 2 Georgia  
Jan. 5 at South Carolina  
Jan. 9 at Auburn  
Jan. 12 Tennessee  
Jan. 16 at Ole Miss  
Jan. 19 LSU  
Jan. 26 South Carolina  
Jan. 30 at Missouri  
Feb. 2 Texas A&M  
Feb. 10 at Tennessee  
Feb. 13 Auburn  
Feb. 16 at Mississippi State  
Feb. 20 at Arkansas  
Feb. 23 Alabama  
Feb. 27 Florida  
Mar. 2 at Kentucky

### MEDIA CONTACT INFO

**David Dawson, Basketball SID**  
david.dawson@vanderbilt.edu  
2601 Jess Neely Dr., Nashville, TN 37212  
**Office:** (615) 343-5823  
**Press Row:** (615) 320-0436 • **Fax:** (615) 343-7064  
[www.vucommODOres.com](http://www.vucommODOres.com)

## MISSISSIPPI STATE BULLDOGS

1-16 | STARKVILLE, MS

### QUICK FACTS

**Location:** Starkville, Miss.  
**Arena:** Humphrey Coliseum (10,500)  
**Colors:** Maroon and White  
**President:** Dr. Mark E. Keenum  
**Enrollment:** 20,424  
**Director of Athletics:** Scott Stricklin  
**Conference:** Southeastern

### COACHING STAFF

**Head Coach (Alma Mater/Year):** Vic Schaefer (Texas A&M '84)  
**Record/Years at MSU:** 13-17  
**Career Record/Years:** 93-127/8  
**Associate Head Coach:** Johnnie Harris (Arkansas Baptist '96)  
**Assistant Coaches:** Aqua Franklin (Texas A&M '09), Brittany Hudson (Georgia State '08)

### SEASON OUTLOOK


**2012-13 Record:** 13-17  
**2012-13 Conference Record:** 5-11  
**Postseason:** None  
**Final AP Rank:** NR  
**Final USA Today Rank:** NR  
**Series Record:** UT 34-0  
**Last Meeting:** Jan. 31, 2013, UT 88-45

### 2012-13 SCHEDULE

Nov. 8 at Houston  
Nov. 13 Jackson State  
Nov. 17 New Orleans  
Nov. 21 Tennessee Tech  
Nov. 26 Savannah State  
Nov. 29-Dec. 1 Grand Canyon Gulf Coast Showcase  
Dec. 4 Louisiana-Lafayette  
Dec. 7 Alabama State  
Dec. 14 Southern Miss  
Dec. 17 at North Dakota State  
Dec. 20 Southeastern Louisiana  
Dec. 30 Mississippi Valley State  
Jan. 2 at Florida  
Jan. 5 Auburn  
Jan. 12 at Arkansas  
Jan. 16 Tennessee  
Jan. 19 at Texas A&M  
Jan. 23 at Ole Miss  
Jan. 26 Missouri  
Jan. 30 at LSU  
Feb. 2 Georgia  
Feb. 6 South Carolina  
Feb. 9 at Auburn  
Feb. 16 Vanderbilt  
Feb. 20 at Alabama  
Feb. 23 Ole Miss  
Feb. 27 Kentucky  
Mar. 2 at Georgia

### MEDIA CONTACT INFO

**Brock Turnipseed, Basketball SID**  
btturnipseed@athletics.msstate.edu  
P.O. Box 5308, Mississippi State, MS 39762  
**Office:** (662) 325-7556 • **Cell:** (662) 418-7409  
**Press Row:** (662) 325-3776 • **Fax:** (662) 325-3656  
[www.hailstate.com](http://www.hailstate.com)



**NOTRE DAME  
FIGHTING IRISH**

**1-20 | KNOXVILLE**

**QUICK FACTS**

**Location:** Notre Dame, Ind.  
**Arena:** Purcell Pavilion/Joyce Center (9,149)  
**Colors:** Gold and Blue  
**President:** Rev. John Jenkins  
**Enrollment:** 12,004  
**Director of Athletics:** Jack Swarbrick  
**Conference:** Atlantic Coast

**COACHING STAFF**

**Head Coach (Alma Mater/Year):** Muffet McGraw (St. Joseph's (Pa.) '77)  
**Record/Years at ND:** 626-217/26  
**Career Record/Years:** 714-258/31  
**Associate Head Coach:** Carol Owens (Northern Illinois '90)  
**Assistant Coaches:** Beth Cunningham (Notre Dame '97), Niele Ivey (Notre Dame '00),

**SEASON OUTLOOK**

**2012-13 Record:** 35-2  
**2012-13 Conference Record:** 16-0  
**Postseason:** Women's Final Four  
**Final AP Rank:** 2nd  
**Final USA Today Rank:** 2nd  
**Series Record:** UT 20-3  
**Last Meeting:** Jan. 28, 2013, ND 77-67

**2013-14 SCHEDULE**

Nov. 9 UNC Wilmington  
Nov. 11 Michigan State  
Nov. 16 Valparaiso  
Nov. 23 at Penn  
Nov. 26 DePaul  
Dec. 1 Duquesne  
Dec. 4 at Penn State  
Dec. 7 UCLA  
Dec. 14 at Michigan  
Dec. 22 Central Michigan  
Dec. 29 at Oregon State  
Jan. 2 South Dakota State  
Jan. 5 Clemson  
Jan. 9 Boston College  
Jan. 12 at Virginia  
Jan. 16 at Pittsburgh  
**Jan. 20 at Tennessee**  
Jan. 23 Miami  
Jan. 27 at Maryland  
Jan. 30 Virginia Tech  
Feb. 2 at Duke  
Feb. 6 at Florida State  
Feb. 9 Syracuse  
Feb. 13 at Boston College  
Feb. 17 Georgia Tech  
Feb. 20 at Wake Forest  
Feb. 23 Duke  
Feb. 27 North Carolina  
Mar. 2 North Carolina State

**MEDIA CONTACT INFO**

**Chris Masters, Basketball SID**  
masters.5@nd.edu  
C112 Joyce Center, Notre Dame, IN 46556  
**Office:** (574) 631-8032 • **Cell:** (574) 532-4166  
**Press Row:** (574) 631-5309 • **Fax:** (574) 631-7941  
[www.und.com](http://www.und.com)

**FLORIDA  
GATORS**

**1-23 | KNOXVILLE**

**QUICK FACTS**

**Location:** Gainesville, Fla.  
**Arena:** Stephen C. O'Connell Center (11,373)  
**Colors:** Orange and Blue  
**President:** Dr. J. Bernard Machen  
**Enrollment:** 49,785  
**Director of Athletics:** Jeremy Foley  
**Conference:** Southeastern

**COACHING STAFF**

**Head Coach (Alma Mater/Year):** Amanda Butler (Florida '95)  
**Record/Years at UF:** 98-67/5  
**Career Record/Years:** 138-89/7  
**Assistant Coaches:** Angela Crosby (Appalachian State '95), David Lowery (Mississippi State '00), Muriel Page (Florida '98)

**SEASON OUTLOOK**

**2012-13 Record:** 22-15  
**2012-13 Conference Record:** 6-10  
**Postseason:** WNIT Semifinal  
**Final AP Rank:** RV  
**Final USA Today Rank:** NR  
**Series Record:** UT 46-3  
**Last Meeting:** Mar. 8, 2013, UT 82-73

**2013-14 SCHEDULE**

Nov. 8 Bethune-Cookman  
Nov. 10 North Florida  
Nov. 14 at Virginia Tech  
Nov. 17 at Kennesaw State  
Nov. 21 Florida State  
Nov. 26 St. John's  
Nov. 29 Illinois State  
Nov. 30 Oregon St./Penn St.  
Dec. 4 at Troy  
Dec. 17 St. Francis  
Dec. 20 Tennessee State  
Dec. 21 FIU/La Salle  
Dec. 28 Georgetown  
Jan. 2 Mississippi State  
Jan. 5 at Kentucky  
Jan. 9 Arkansas  
Jan. 12 at LSU  
Jan. 19 Georgia  
**Jan. 23 Tennessee**  
Jan. 26 Auburn  
Jan. 30 Alabama  
Feb. 2 at Ole Miss  
Feb. 6 at Arkansas  
Feb. 9 Kentucky  
Feb. 16 at Georgia  
Feb. 20 Missouri  
Feb. 23 at South Carolina  
Feb. 27 at Vanderbilt  
Mar. 2 Texas A&M

**MEDIA CONTACT INFO**

**Kathy Cafazzo, Basketball SID**  
kathyc@gators.ufl.edu  
P.O. Box 14485, Gainesville, FL 32604  
**Office:** (352) 375-4683+6113  
**Press Row:** (352) 367-1801 • **Fax:** (352) 367-1801  
[www.gatorzone.com](http://www.gatorzone.com)

**TEXAS A&M  
AGGIES**

**1-26 | COLLEGE STATION, TX**

**QUICK FACTS**

**Location:** College Station, Tex.  
**Arena:** Reed Arena (12,989)  
**Colors:** Maroon and White  
**President:** R. Bowen Loftin  
**Enrollment:** 53,219  
**Director of Athletics:** Eric Hyman  
**Conference:** Southeastern

**COACHING STAFF**

**Head Coach (Alma Mater/Year):** Gary Blair (Texas Tech '72)  
**Record/Years at TAMU:** 237-100/10  
**Career Record/Years:** 645-263/28  
**Associate Head Coach:** Kelly Bond-White (Illinois '98)  
**Assistant Coaches:** Bob Starkey, Amy Wright (Arkansas '02)

**SEASON OUTLOOK**

**2012-13 Record:** 25-10  
**2012-13 Conference Record:** 11-5  
**Postseason:** NCAA Second Round  
**Final AP Rank:** 9th  
**Final USA Today Rank:** 11th  
**Series Record:** UT 3-1  
**Last Meeting:** Mar. 9, 2013, TAMU 66-62

**2013-14 SCHEDULE**

Nov. 11 at North Texas  
Nov. 13 Prairie View A&M  
Nov. 17 at Houston  
Nov. 28 Memphis  
Nov. 29 Texas  
Nov. 30 Syracuse  
Dec. 3 San Diego State  
Dec. 7 Washington  
Dec. 15 at Penn State  
Dec. 17 Nicholls State  
Dec. 22 St. John's  
Dec. 28 Louisiana Tech  
Dec. 30 Arkansas State  
Jan. 2 UTEP  
Jan. 5 Alabama  
Jan. 9 at LSU  
Jan. 12 at Georgia  
Jan. 16 South Carolina  
Jan. 19 Mississippi State  
Jan. 23 at Missouri  
**Jan. 26 Tennessee**  
Jan. 30 at Auburn  
Feb. 2 at Vanderbilt  
Feb. 9 LSU  
Feb. 13 Georgia  
Feb. 16 at Alabama  
Feb. 20 at Ole Miss  
Feb. 23 Kentucky  
Feb. 27 Arkansas  
Mar. 2 at Florida

**MEDIA CONTACT INFO**

**David Waxman, Basketball SID**  
dwaxman@athletics.tamu.edu  
P.O. Box 30017, College Station, TX 77845  
**Office:** (979) 862-5423 • **Cell:** (832) 326-2863  
**Press Row:** (979) 862-6944  
[www.aggieathletics.com](http://www.aggieathletics.com)





GENERAL

STAFF

PLAYERS

REVIEW

HISTORY

FACILITIES

NCAA

SEC

RECORDS

MEDIA INFO



## ARKANSAS RAZORBACKS

1-30 | KNOXVILLE

### QUICK FACTS

**Location:** Fayetteville, Ark.  
**Arena:** Bud Walton Arena (19,200)  
**Colors:** Cardinal and White  
**Chancellor:** Dr. G. David Gearhart  
**Enrollment:** 24,595  
**Director of Athletics:** Jeff Long  
**Conference:** Southeastern

### COACHING STAFF

**Head Coach (Alma Mater/Year):** Tom Collen (Bowling Green '77)  
**Record/Years at UA:** 113-79/6  
**Career Record/Years:** 330-149/15  
**Assistant Coaches:** Tari Cummings (Oklahoma State '03), Nicki Collen (Marquette '97), Amber Shirey (Arkansas '92)

### SEASON OUTLOOK

**2012-13 Record:** 20-13  
**2012-13 Conference Record:** 6-10  
**Postseason:** WNIT Second Round  
**Final AP Rank:** NR  
**Final USA Today Rank:** NR  
**Series Record:** UT 43-12  
**Last Meeting:** Mar. 4, 2012, UT 70-58

### 2013-14 SCHEDULE

Nov. 8 Sam Houston State  
Nov. 13 Oral Roberts  
Nov. 16 Furman  
Nov. 19 MTSU  
Nov. 22 Missouri State  
Nov. 24 Western Michigan  
Nov. 29 Southeast Missouri  
Dec. 4 at Kansas  
Dec. 7 Northwestern State  
Dec. 10 Tulsa  
Dec. 20 Tennessee Tech  
Dec. 28 Mississippi Valley State  
Jan. 2 South Carolina  
Jan. 5 at Missouri  
Jan. 9 at Florida  
Jan. 12 Mississippi State  
Jan. 16 at Georgia  
Jan. 19 Ole Miss  
Jan. 26 at Kentucky  
**Jan. 30 at Tennessee**  
Feb. 2 Auburn  
Feb. 6 Florida  
Feb. 9 at South Carolina  
Feb. 13 Alabama  
Feb. 20 Vanderbilt  
Feb. 23 at LSU  
Feb. 27 at Texas A&M  
Mar. 2 Missouri

### MEDIA CONTACT INFO

**Jeri Thorpe, Basketball SID**  
jthorpe@uark.edu  
131 Barnhill Arena, Fayetteville, AR 72701  
**Office:** (479) 575-2751 • **Home:** (479) 443-3219  
**Press Row:** (479) 575-6622 • **Fax:** (479) 575-7481  
**www.arkansasrazorbacks.com**

## ALABAMA CRIMSON TIDE

2-2 | TUSCALOOSA, AL

### QUICK FACTS

**Location:** Tuscaloosa, Ala.  
**Arena:** Foster Auditorium (3,800)  
**Colors:** Crimson and White  
**President:** Dr. Judy Bonner  
**Enrollment:** 33,602  
**Director of Athletics:** Mal Moore  
**Conference:** Southeastern

### COACHING STAFF

**Head Coach (Alma Mater/Year):** Wendell Hudson (Alabama '73)  
**Record/Years at UA:** 68-89/5  
**Career Record/Years:** 307-214/27  
**Assistant Coaches:** Clarisse Garcia (Vilanova '07), Donnie Quinn (New Orleans '79), Tim Miller (Alabama '94)

### SEASON OUTLOOK

**2012-13 Record:** 13-18  
**2012-13 Conference Record:** 2-14  
**Postseason:** None  
**Final AP Rank:** NR  
**Final USA Today Rank:** NR  
**Series Record:** UT 46-2  
**Last Meeting:** Jan. 20, 2013, UT 96-69

### 2013-14 SCHEDULE

Nov. 8 at Chattanooga  
Nov. 11 at Nebraska  
Nov. 17 at Duke  
Nov. 21 Wisconsin  
Nov. 25 Alabama A&M  
Nov. 29 Saint Mary's  
Nov. 30 Cal State Fullerton  
Dec. 4 UT Martin  
Dec. 8 Houston  
Dec. 17 Jacksonville  
Dec. 20 Troy  
Dec. 28 Princeton  
Dec. 29 Virginia/Coppin State  
Jan. 2 Kentucky  
Jan. 5 at Texas A&M  
Jan. 12 Ole Miss  
Jan. 16 Auburn  
Jan. 19 at South Carolina  
Jan. 23 at Kentucky  
Jan. 26 Georgia  
Jan. 30 at Florida  
**Feb. 2 Tennessee**  
Feb. 9 at Missouri  
Feb. 13 at Arkansas  
Feb. 16 Texas A&M  
Feb. 20 Mississippi State  
Feb. 23 at Vanderbilt  
Feb. 27 at Auburn  
Mar. 2 LSU

### MEDIA CONTACT INFO

**Jessica Paré, Basketball SID**  
jpare@ia.ua.edu  
Box 870391, Tuscaloosa, AL 35487  
**Office:** (205) 348-3673 • **Cell:** (205) 394-5985  
**Press Row:** (205) 394-5985 • **Fax:** (205) 348-8841  
**www.rolltide.com**

## KENTUCKY WILDCATS

2-16 | KNOXVILLE

### QUICK FACTS

**Location:** Lexington, Ky.  
**Arena:** Memorial Coliseum (8,000)  
**Colors:** Blue and White  
**President:** Dr. Eli Capilouto  
**Enrollment:** 29,928  
**Director of Athletics:** Mitch Barnhart  
**Conference:** Southeastern

### COACHING STAFF

**Head Coach (Alma Mater/Year):** Matthew Mitchell (Mississippi State '95)  
**Record/Years at UK:** 144-62/6  
**Career Record/Years:** 174-91/8  
**Assistant Coaches:** Jeff Howe (Nazareth College '87), Sharon Pillow (Tennessee '02), Danielle Santos (Florida '06)

### SEASON OUTLOOK

**2012-13 Record:** 30-6  
**2012-13 Conference Record:** 13-3  
**Postseason:** NCAA Elite Eight  
**Final AP Rank:** 7th  
**Final USA Today Rank:** 7th  
**Series Record:** UT 49-9  
**Last Meeting:** Mar. 3, 2012, UK 78-65

### 2013-14 SCHEDULE

Nov. 8 at Marist  
Nov. 10 at Wagner  
Nov. 13 Georgia Southern  
Nov. 17 Central Michigan  
Nov. 21 Lipscomb  
Nov. 24 at MTSU  
Nov. 27 Bradley  
Dec. 1 Louisville  
Dec. 6 Baylor  
Dec. 12 at Depaul  
Dec. 15 ETSU  
Dec. 22 Duke  
Dec. 29 Grambling State  
Jan. 2 at Alabama  
Jan. 5 Florida  
Jan. 9 at South Carolina  
Jan. 12 Missouri  
Jan. 19 at Auburn  
Jan. 23 Alabama  
Jan. 26 Arkansas  
Jan. 30 at Georgia  
Feb. 2 LSU  
Feb. 9 at Florida  
Feb. 13 Ole Miss  
**Feb. 16 at Tennessee**  
Feb. 20 South Carolina  
Feb. 23 at Texas A&M  
Feb. 27 at Mississippi State  
Mar. 2 Vanderbilt

### MEDIA CONTACT INFO

**Susan Lax, Basketball SID**  
slax@ouky.edu  
338 Lexington Ave., Lexington, KY 40506  
**Office:** (859) 257-8420 • **Cell:** (859) 608-5019  
**Press Row:** (859) 323-5900 • **Fax:** (859) 323-4310  
**www.UKathletics.com**



**AUBURN  
TIGERS**

**2-20 | KNOXVILLE**

**QUICK FACTS**

**Location:** Auburn, Ala.  
**Arena:** Auburn Arena (9,121)  
**Colors:** Burnt Orange and Navy Blue  
**President:** Dr. Jay Gogue  
**Enrollment:** 25,134  
**Director of Athletics:** Jay Jacobs  
**Conference:** Southeastern

**COACHING STAFF**

**Head Coach (Alma Mater/Year):** Terri Williams-Flournoy (Penn State '91)  
**Record/Years at AU:** 19-15/1  
**Career Record/Years:** 162-119/9  
**Assistant Coaches:** Ty Evans (Wisconsin-Whitewater '95), Caroline McCombs (Youngstown '98), Adrian Walters (St. Francis '87)

**SEASON OUTLOOK**

**2012-13 Record:** 19-15  
**2012-13 Conference Record:** 5-11  
**Postseason:** WNIT Quarterfinals  
**Final AP Rank:** NR  
**Final USA Today Rank:** NR  
**Series Record:** UT 38-10  
**Last Meeting:** Feb. 21, 2013, UT 83-61

**2013-14 SCHEDULE**

Nov. 9 Georgia Southern  
 Nov. 13 Jacksonville State  
 Nov. 16 Temple  
 Nov. 19 at Alabama A&M  
 Nov. 24 at Chattanooga  
 Nov. 29 Ball State  
 Nov. 30 Iowa State  
 Dec. 3 Tulane  
 Dec. 6 St. John's  
 Dec. 15 Florida A&M  
 Dec. 18 Presbyterian  
 Dec. 21 UCLA  
 Dec. 22 Minnesota  
 Jan. 5 at Mississippi State  
 Jan. 9 Vanderbilt  
 Jan. 12 South Carolina  
 Jan. 16 at Alabama  
 Jan. 19 Kentucky  
 Jan. 23 at LSU  
 Jan. 26 at Florida  
 Jan. 30 Texas A&M  
 Feb. 2 at Arkansas  
 Feb. 9 Mississippi State  
 Feb. 13 at Vanderbilt  
 Feb. 16 Missouri  
**Feb. 20 at Tennessee**  
 Feb. 23 Georgia  
 Feb. 27 Alabama  
 Mar. 2 at Ole Miss

**MEDIA CONTACT INFO**

**Matt Crouch, Basketball SID**  
 mcrouch@auburn.edu  
 P.O. Box 351, Auburn, AL 36831-0351  
**Office:** (334) 844-9800 • **Cell:** (334) 740-4109  
**Press Row:** (334) 844-1933 • **Fax:** (334) 844-9807  
[www.auburntigers.com](http://www.auburntigers.com)

**MISSOURI  
TIGERS**

**2-23 | COLUMBIA, MO**

**QUICK FACTS**

**Location:** Columbia, Mo.  
**Arena:** Mizzou Arena (15,061)  
**Colors:** Old Gold and Black  
**President:** Timothy M. Wolfe  
**Enrollment:** 34,748  
**Director of Athletics:** Mike Alden  
**Conference:** Southeastern

**COACHING STAFF**

**Head Coach (Alma Mater/Year):** Robin Pingeton (St. Ambrose '90)  
**Record/Years at MU:** 43-51/3  
**Career Record/Years:** 379-208/18  
**Assistant Coaches:** Jenny Putnam (St. Ambrose '01), Willie Cox (Bradley '82), Michael Porter (New Orleans '89)

**SEASON OUTLOOK**

**2012-13 Record:** 17-15  
**2012-13 Conference Record:** 6-10  
**Postseason:** None  
**Final AP Rank:** NR  
**Final USA Today Rank:** NR  
**Series Record:** UT 4-1  
**Last Meeting:** Feb. 3, 2013, UM 80-63

**2013-14 SCHEDULE**

Nov. 8 at Saint Louis  
 Nov. 10 SIUE  
 Nov. 14 Evansville  
 Nov. 21 SEMO  
 Nov. 23 at Tennessee-Martin  
 Nov. 26 UMKC  
 Nov. 29 Hartford  
 Nov. 30 Miami/St. Francis  
 Dec. 4 Oral Roberts  
 Dec. 7 Bradley  
 Dec. 16 Belmont  
 Dec. 19 at Missouri State  
 Dec. 22 Western Illinois  
 Jan. 2 at Ole Miss  
 Jan. 5 Arkansas  
 Jan. 9 Georgia  
 Jan. 12 at Kentucky  
 Jan. 16 LSU  
 Jan. 23 Texas A&M  
 Jan. 26 at Mississippi State  
 Jan. 30 Vanderbilt  
 Feb. 2 at South Carolina  
 Feb. 6 at LSU  
 Feb. 9 Alabama  
 Feb. 16 at Auburn  
 Feb. 20 at Florida  
**Feb. 23 Tennessee**  
 Feb. 27 Ole Miss  
 Mar. 2 at Arkansas

**MEDIA CONTACT INFO**

**Jenny Dewar, Basketball SID**  
 dewarj@missouri.edu  
 P.O. Box 677, Columbia, MO 65205  
**Office:** (573) 884-9486 • **Cell:** (847) 567-2487  
**Press Row:** (573) 882-1442 • **Fax:** (573) 882-4720  
[www.mutigers.com](http://www.mutigers.com)

**SOUTH CAROLINA  
GAMECOCKS**

**3-2 | KNOXVILLE**

**QUICK FACTS**

**Location:** Columbia, S.C.  
**Arena:** Colonial Life Arena (18,000)  
**Colors:** Garnet and Black  
**President:** Dr. Harris Pastides  
**Enrollment:** 31,288  
**Director of Athletics:** Ray Tanner  
**Conference:** Southeastern

**COACHING STAFF**

**Head Coach (Alma Mater/Year):** Dawn Staley (Virginia '92)  
**Record/Years at USC:** 92-66/5  
**Career Record/Years:** 264-146/13  
**Associate Head Coach:** Lisa Boyer (Ithaca '72)  
**Assistant Coaches:** Nikki McCray (Tennessee '95), Darius Taylor (Michigan '00)

**SEASON OUTLOOK**

**2012-13 Record:** 25-8  
**2012-13 Conference Record:** 11-5  
**Postseason:** NCAA Second Round  
**Final AP Rank:** 17th  
**Final USA Today Rank:** 14th  
**Series Record:** UT 46-3  
**Last Meeting:** Jan. 3, 2013, UT 73-53

**2013-14 SCHEDULE**

Nov. 8 Charleston Southern  
 Nov. 10 Louisiana Tech  
 Nov. 14 College of Charleston  
 Nov. 17 Seton Hall  
 Nov. 20 at Clemson  
 Nov. 23 at San Diego State  
 Nov. 25 at Southern California  
 Dec. 2 North Carolina Central  
 Dec. 8 at Charlotte  
 Dec. 18 North Carolina  
 Dec. 20 Winthrop  
 Dec. 22 South Carolina State  
 Dec. 28 Savannah State  
 Jan. 2 at Arkansas  
 Jan. 5 Vanderbilt  
 Jan. 9 Kentucky  
 Jan. 12 at Auburn  
 Jan. 16 at Texas A&M  
 Jan. 19 Alabama  
 Jan. 26 at Vanderbilt  
 Jan. 30 Ole Miss  
 Feb. 2 Missouri  
 Feb. 6 at Mississippi State  
 Feb. 9 Arkansas  
 Feb. 16 at Kansas  
 Feb. 20 at LSU  
 Feb. 23 Florida  
 Feb. 27 Georgia  
**Mar. 2 Tennessee**

**MEDIA CONTACT INFO**

**Diana Koval, Basketball SID**  
 dkoval@mailbox.sc.edu  
 Rice Athletics Center  
 1304 Heyward St., Columbia, SC 29208  
**Office:** (803) 777-7977 • **Cell:** (314) 369-6050  
**Press Row:** (803) 777-6182 • **Fax:** (803) 777-2967  
[www.GamecocksOnline.com](http://www.GamecocksOnline.com)



2013-14  
**LADY VOL  
STAFF**



# HOLLY WARLICK

## HEAD COACH

SECOND YEAR AS HEAD COACH/29TH YEAR ON STAFF  
TENNESSEE '81

### ■ THE WARLICK FILE

**Born:** June 11, 1958

**Education:**

Bearden High School (Knoxville, Tenn.), '76  
B.S., Tennessee, '81  
M.S., Virginia Tech, '83

**Playing Career:**

University of Tennessee (1976-80): three-time All-American, Women's Basketball Hall of Fame inductee, 1980 Olympic Team, first player at UT to have her jersey (#22) retired

### ■ COACHING CAREER

Year	School	Position
1981-83	Virginia Tech	Assistant Coach
1983-85	Nebraska	Assistant Coach
1985-2005	Tennessee	Assistant Coach
2005-12	Tennessee	Associate Head Coach
2012-Present	Tennessee	Head Coach



For more than three decades, Holly Warlick has been instrumental in the phenomenal success story that is Tennessee Lady Vols basketball. Her impact on the program stretches from her ground-breaking days as a three-time All-America point guard at UT (1976-80), to her 27 highly-productive years as a loyal assistant for Hall of Fame coach Pat Summitt, to her ascension to the head coaching position at UT.

Vice Chancellor and Director of Athletics Dave Hart named Warlick head coach of the Lady Vols on April 18, 2012, as Summitt stepped into the role of head coach emeritus. In a touching and symbolic gesture the following day at a press conference announcing the changes, Summitt presented her coaching whistle to her long-time aide and former floor general.

Warlick proved beyond a shadow of a doubt that she was up to the task with her debut effort in 2012-13. Despite having a young, inexperienced team that was picked to finish as low as fifth in the SEC and 20th nationally, the first-year head coach impressively directed her troops to a 27-8 overall record and a 14-2 mark in league play. That effort earned Tennessee its 17th all-time SEC regular season title, and it enabled a team that saw injuries force players to miss a combined total of 53 games to advance to the NCAA Elite Eight for the 26th time in school history.

Improvement demonstrated by players not only translated into wins on the court, it also resulted in postseason attention. Meighan Simmons was named a third-team A.P. All-American, SEC Co-Player of the Year and first-team All-SEC. Bashaara Graves was chosen a Full Court Freshman All-American, SEC Freshman of the Year and first-team All-SEC. Kamiko Williams, meanwhile, was taken in the second round of the WNBA Draft by the New York Liberty.

Warlick also was singled out for her performance, which included scoring a top-three recruiting class complete with the nation's No. 1-ranked player in 6-foot-6 Mercedes Russell. The members of the Women's Basketball Coaches Association named her the Spalding Maggie Dixon Division I Rookie Coach of the Year. She was selected by the A.P. and league coaches as the SEC Women's Basketball Coach of the Year, and members of the Tennessee Sports Writers Association also chose her as TSWA Women's Basketball Coach of the Year.

After Warlick helped shape the direction of Lady Vol basketball as an assistant on Summitt's staff for more than a quarter of a century, the pupil took on greater responsibility and oversaw daily supervision of the basketball office during the 2011-12 season. She also handled a large measure of the media obligations after Summitt's Aug. 23, 2011, announcement regarding the diagnosis of early onset dementia, "Alzheimer's type."

Providing an excellent example of how people rally around each other, the Tennessee staff members pulled together remarkably in the face of that adversity. The end result was a 27-9 overall record, a league-best 16th SEC Tournament Championship and advancement to the NCAA Regional Final.

It's worth noting that Warlick was by Summitt's side, either as a player or an assistant, for 949 of the coach's NCAA-record 1,098 wins and all eight NCAA National

Championships. Her value to the program has been evident for some time, as she had held the role of associate head coach since the 2005-06 campaign.

The WBCA also had recognized Warlick's contributions to Tennessee's success through the years, naming Warlick the nation's top assistant coach after she helped lead UT to its seventh national title in 2007. The NCAA Division I women's basketball coaches also recognized Warlick as one of the nation's top assistants in 1998, ranking her prominently in *The Women's Basketball Journal* poll.

In addition to the NCAA title and coaching honor in 2007, Warlick also teamed up for the first time with former fellow Lady Vol player and assistant Nikki Caldwell, the current head coach at LSU, to pursue her other passion. That pursuit is riding a motorcycle and raising money for the fight against breast cancer.

Warlick and Caldwell created the Champions For A Cause Foundation, a long haul motorcycle ride dedicated to raising funds and awareness for a cure for breast cancer. The charitable organization has raised and donated more than \$150,000. Past trips include the inaugural ride from San Francisco to Knoxville as well as trips from the Badlands to Las Vegas and from Knoxville to Key West, Fla., New Orleans, Niagara Falls and, most recently in 2013, Panama City, Fla.

On Feb. 10, 2008, Warlick and Caldwell presented a \$10,000 check to the late N.C. State Head Coach Kay Yow and the Kay Yow/WBCA Cancer Fund. At Tennessee's "Live Pink, Bleed Orange" game vs. Vanderbilt on Feb. 17, 2013, three checks worth \$15,000 were presented by Champions for a Cause to the UT Breast Health Outreach Program, Kay Yow Cancer Foundation and the Brady James Foundation to help raise money for breast cancer research.

Head coach Holly Warlick also presented a special pink basketball to her sister, Marion Ferrill, prior to the start of that game. Ferrill was diagnosed with breast cancer in the fall of 2012 and was pronounced cancer free on Sept. 30 after undergoing surgery shortly after her diagnosis.

With all of her accomplishments in coaching and in her charitable endeavors it might be easy to overlook the fact that Warlick left just as powerful a mark on women's hoops as a player at UT. It doesn't seem that long ago that the charismatic Knoxville native was flying up and down the court as an All-America Lady Vol point guard.

For more than three decades, Warlick has been considered the finest point guard ever to play for the Lady Vols. In addition to being selected to the CONVERSE/Lady Vol Team of the Decade for the 1980s in January of 1994, five different halls of fame opened their doors to her.

On Feb. 27, 2004, she was inducted into the Tennessee Sports Hall of Fame. In October 2002, she became a member of the University of Tennessee Lady Vol Hall of Fame in the second class of inductees. In June 2001, the Women's Basketball Hall of Fame selected Warlick as one of 10 inductees enshrined into the Hall for the Class of 2001. For the hometown girl, who grew up in the Rocky Hill section of Knoxville and graduated from Bearden High School, it was a dream-come-true.

In the summer of 1994, Warlick gained admission to her first hall of fame. She was honored as one of the City of Knoxville's finest all-time athletes with her inclusion in the Greater Knoxville Sports Hall of Fame.

Including the 2012-13 season, Warlick has invested 32 years in the program, having helped shape UT into a national powerhouse with tenure as both a player and a coach. Warlick's expertise and major contributions to the team as an assistant came from her work with the guards. In 2010-11, Simmons was the SEC Rookie of the Year, and guard Shekinna Stricklen was the 20th Lady Vol named to the WBCA/State Farm All-America Team.

Additionally, Warlick has been a highly-successful recruiter for the backcourt, attracting some of the nation's



finest players to UT to continue the excellence she helped establish as a player. The Lady Vols welcomed another top flight guard to the Orange and White for 2010-11 when she landed McDonald's All-American Ariel Massengale.

As a rookie in 2011-12, Massengale lived up to her billing, earning Full Court Freshman All-America and SEC All-Freshman Team honors. The point guard posted a UT freshman record of 162 assists, ranking second in the SEC in that category, and leading the conference in assist-to-turnover ratio at 2.1.

Warlick's tutelage also helped to strengthen the game of four-time All-SEC selection Angie Bjorklund, Kodak All-American and four-time Lady Vol All-SEC performer Kara Lawson and three-time All-SEC selection Shanna Zolman. That trio accounts for the school records for most of UT's three-point marks.

Warlick's association with the Lady Vols started in 1976 when she joined the program as a scholarship 400-meter track athlete who ended up walking on to the basketball team. Soon, she would become the most prolific player in the history of Tennessee Lady Vol basketball.

Warlick was the first player in Tennessee athletics (men or women) to have her jersey retired (number 22) at the end of her career in 1980. Bearden, her prep alma mater in Knoxville, retired Warlick's high school jersey (also No. 22) prior to a home football game on Oct. 26, 2012.

Known as a play-making wiz during her four years as UT's point guard, Warlick was once tabbed the "best player in the South." As a rookie, Warlick helped lead the Lady Vols to their first Final Four appearance in school history in 1977. She had no trouble adjusting her enthusiasm and knowledge of the game into the coaching role.

In 19 of the past 32 years Warlick has been affiliated with UT, she has found herself at the Final Four as a player (1977, 1979, 1980) or as a coach (1986, 1987, 1988, 1989, 1991, 1995, 1996, 1997, 1998, 2000, 2002, 2003, 2004, 2005, 2007 and 2008). Her best Final Four showing as a player was national championship runner-up in her senior season. As a coach, she has helped the Lady Vols grab the brass ring all eight times (1987, 1989, 1991, 1996, 1997, 1998, 2007 and 2008).

GENERAL

STAFF

PLAYERS

REVIEW

HISTORY

FACILITIES

NCAA

SEC

RECORDS

MEDIA INFO



A three-time All-American while playing for Summitt from 1976-80, Warlick previously held UT records for most assists in a game (14), most steals in a contest (nine), most assists in a season (225) and most games in a career (142). She continues to hold the Lady Vol single-season steals record with 141 in 1978-79.

Warlick possesses vast international experience as well. A member of the 1980 U.S. Olympic basketball team, Warlick also participated in the Jones Cup, Pan American Games and World Championship competition. In addition, she was a WPBL All-Star, leading the Nebraska Wranglers to the championship of the Women's Professional Basketball League in 1981. She has served as a player representative on the USA BASKETBALL council and was a member of the USOC Advisory Council for Basketball.

In recognition of being a former Olympian, Warlick earned the distinct honor of running the Olympic torch through Knoxville as it made its way to the 1996 Olympic Games in Atlanta, Ga.

Prior to joining the Tennessee staff for the 1985-86 season, Warlick gained experience at two other stops on the coaching circuit. She was an assistant coach at Virginia Tech from 1981-83 and an assistant from 1983-85 at Nebraska.

A native of Knoxville, Warlick earned her B.S. in marketing from Tennessee in 1981 and her master's degree in athletic administration from Virginia Tech in 1983. Warlick added "biker" to her vitae in 2001. To commemorate her induction into the Women's Basketball Hall of Fame, a number of Warlick's friends got together and presented her with a Harley-Davidson "Sportster" motorcycle. Just six years later, Warlick already was using her love of the bike towards a greater cause, establishing the Champions For A Cause Foundation with Caldwell.



## WARLICK YEAR-BY-YEAR

SCHOOL	YEARS	RECORD
<b>at Tennessee</b>	1976-77	28-5
	<i>(player)</i>	27-4
	1978-79	30-9
	1979-80	33-5
<b>Totals</b>	<b>4 years</b>	<b>118-23</b>
<b>at Virginia Tech</b>	1981-82	16-12
	<i>(assistant)</i>	13-12
	<b>Totals</b>	<b>2 years</b>
<b>at Nebraska</b>	1983-84	16-12
	<i>(assistant)</i>	10-18
	<b>Totals</b>	<b>2 years</b>
<b>at Tennessee</b>	1985-86	24-10
	<i>(assistant)</i>	28-6
	1987-88	31-3
	1988-89	35-2
	1989-90	27-6
	1990-91	30-5
	1991-92	28-3
	1992-93	29-3
	1993-94	31-2
	1994-95	34-3
	1995-96	32-4
	1996-97	29-10
	1997-98	39-0
	1998-99	31-3
	1999-00	33-4
	2000-01	31-3
	2001-02	29-5
	2002-03	33-5
	2003-04	31-4
	2004-05	30-5
<i>(associate head)</i>	2005-06	31-5
2006-07	34-3	
2007-08	36-2	
2008-09	22-11	
2009-10	32-3	
2010-11	34-3	
2011-12	27-9	
2012-13	27-8	
<b>Totals</b>	<b>28 years</b>	<b>858-130</b>
<b>Career Totals</b>	<b>36 years</b>	<b>1031-207</b> (.832)

**Overall record as a head coach:** 27-8

**Overall record as an assistant coach:** 886-176

**Overall record as a player:** 118-23



# PAT SUMMITT

## HEAD COACH EMERITUS

SECOND YEAR AS HEAD COACH EMERITUS/40TH YEAR ON STAFF  
TENNESSEE-MARTIN '74

For four decades, the University of Tennessee Lady Vol basketball program has been among the nation's elite and, in the process, has changed the way women's collegiate hoops is perceived across the country.

No one did a better job of managing what goes on inside the 94x50 rectangle known as a college basketball court. Her unfathomable victories, eight NCAA Championships and 32 combined Southeastern Conference titles speak to her incredible management and mastery of the 4,700 square feet of round ball real estate. And few have even come close to accomplishing what she did outside the lines for those 38 years as head coach (1974-2012). To her peers, she is forthright, well-respected, ethical, and a winner who serves as a shining example in the sport of collegiate basketball and beyond.

"She" is Pat Head Summitt, head coach emeritus of the University of Tennessee Lady Volunteer basketball team, who concluded a 38-year tenure at the helm of the Lady Vols on April 18, 2012, with a 1,098-208 overall record after raising the bar in the collegiate basketball world every time she stepped out on the court.

On Aug. 23, 2011, Summitt may have raised the bar on courage, as she bravely revealed the toughest opponent she will ever have to battle, early onset dementia, "Alzheimer's Type," after the doctors at the Mayo Clinic diagnosed her at the age of 59. To be sure, Summitt took on this invisible opponent with her signature game plan.

The Tennessee skipper didn't look at it as a bold move; rather continuing her lifelong practice of both herself and her program being an open book.

In the 2011-12 season, the most demanding on Summitt and her program, the Lady Vols finished the year with a 27-9 overall record and carried the banner as the 2012 SEC Tournament Champions.

UT finished the year losing to No. 1-ranked Baylor while battling for a spot in the NCAA Final Four. The Lady Vols were stopped just short of their goal of cutting down nets in Denver, site of the 2012 Final Four.

All season long, all eyes were on Summitt and her team. They were greeted in arenas nationwide with standing-ovation tributes to Summitt, as she guided her team through the nation's toughest schedule while playing in front of a sea of "We Back Pat" t-shirts.

The "We Back Pat" campaign sprang up overnight and went viral in the social media world following Summitt's medical announcement. A t-shirt was born with the slogan, and proceeds started pouring into Summitt-picked organizations, Alzheimer's Tennessee and the UT Medical Center.

In November 2011, Summitt announced the formation of her foundation, the Pat Summitt Foundation Fund, with the proceeds going toward cutting-edge research. On May 31, 2012, the Southeastern Conference and its member institutions announced an incredibly-generous contribution, donating \$100,000 to the effort. On June 13, 2012, NASCAR driver and Knoxville native Trevor Bayne, in conjunction with YourRaceCar.com, announced he would be driving a "We Back Pat" themed car in the Aug. 24 Nationwide Series Food City 250 race in Bristol to help raise awareness for the foundation.

The site of the race, Bristol Motor Speedway, also announced that Summitt would be serving as grand marshal and commanding the drivers to "start your engines."

Summitt received a \$1000 donation from Food City for her foundation, and YourRaceCar.com helped raise more than \$10,000 for the cause from the "We Back Pat" car and merchandise sales. Late Tennessee Titans owner K.S. "Bud" Adams also aided the foundation, contributing \$25,000 on Sept. 9, 2012. On that date, he also had Summitt serve as the esteemed "12th Titan" at the NFL franchise's season opener vs. New England. Many more recognitions and donations have followed.

In announcing her diagnosis in August of 2011, Pat was being just Pat, but a number of organizations hailed her courage to come forward.

The United States Sports Academy awarded Summitt its 2011 Mildred "Babe" Didrikson Zaharias Courage Award for her indomitable spirit in her public battle with early-onset dementia, Alzheimer's type. On Oct. 4, it was announced that Summitt would receive the 2011 Maggie Dixon Courage Award. Also in October, The Huffington Post named Summitt a 2011 Game Changer - an innovator, leader and role model who is changing the way we look at the world and the way we live in it.

The honors continued. Among those was Summitt being announced by President Barack Obama as the recipient of the Presidential Medal of Freedom on April 19, 2012, and honored at the White House on May 29. She also earned a Lifetime Achievement Award from the President's Council on Physical Fitness, Sports & Nutrition on May 3 and was named a member of the U.S. Department of State's Council to Empower Women and Girls Through Sports on June 21. Additionally, she has been announced as the Tennessee Sports Hall of Fame's 2012 Tennessean of the Year, the winner of the 2012 Pop Warner Female Achievement Award and the 2012 Global ATHENA Leadership Award, the recipient of NACDA's 2012 Michael J. Cleary Merit of Honor Award and the recipient of the Arthur Ashe Courage Award, which was presented to her by former Vol and current NFL quarterback Peyton Manning after a poignant video tribute on July 11 at the 2012 ESPYs in Los Angeles.

Recognition continued to come Summitt's way in summer 2012, as she received the Billie Jean King Legacy Award, presented by the USA in New York, the UT Alumni Association's Distinguished Alumna Award and the Knoxville Association of Women Executives Notable Woman Award. The Billie Jean King Legacy Award honors individuals whose outstanding courage and contributions have helped to change the global cultural landscape.

A review of Summitt's résumé shows she kept her elite program in the winner's circle for almost four decades, producing a mind-boggling record of 1,098-208 (.840) that included the most victories in NCAA basketball history. During her tenure, the Lady Vols won eight NCAA titles as well as a combined 32 Southeastern Conference tournament and regular season championships. Tennessee made an unprecedented 31 consecutive appearances in the NCAA Tournament and produced 12 Olympians, 34 WNBA players, 21 WBCA/Kodak/State Farm All-Americans earning 36 honors, and 39 All-SEC

players earning 82 recognitions. Along with the success on the court, Summitt's student-athletes had tremendous productivity in the classroom. Coach Summitt held a 100 percent graduation rate for all Lady Vols who completed their eligibility at Tennessee.

Her honors and achievements over the years number in the hundreds. The *Sporting News* named the 50 Greatest Coaches of All-Time. Summitt was voted the 11th best of all-time and was the only woman on the list. She was inducted into the Women's Basketball Hall of Fame on June 5, 1999, the Naismith Memorial Basketball Hall of Fame on October 13, 2000, and the FIBA Hall of Fame on June 19, 2013. Other accolades include a resolution by the U.S. House of Representatives on June 5, 2009; an honorary doctorate from the United States Sports Academy on May 19, 2009; receiving the 2009 WNBA Inspiring Coach Award on April 7, 2009, and being honored by her peers with the RUSSELL ATHLETIC/WBCA Victory Club Award for 1,000 career wins on April 6, 2009. She was inducted as the third member of the Tennessee Women's Hall of Fame on June 17, 2011, and was announced on Dec. 5 as the 2011 *Sports Illustrated* Sportswoman of the Year alongside 2011 Sportsman of the Year, Duke men's basketball coach Mike Krzyzewski.

Much like the Presidential Medal of Freedom, a couple of other honors recognized her career longevity and the impact she has made on sports and American culture. On May 17, 2012, the Women's Sports Foundation/espnw/Women in Cable Telecommunications observed the 40-year anniversary of Title IX by creating a 40 FOR 40 list of those who have been key figures in the growth of women's sports. Summitt, of course, was on that list.

ESPN paid tribute to her impact on women in sports during the summer of 2013, creating the documentary film, "Pat XO," for its Nine for IX series. ABC's Robin Roberts was the executive producer of the film, which was screened at a private event in the Regal Riviera Theatre in downtown Knoxville on June 26 and made its ESPN world television premiere on July 9.

The University of Tennessee also honored Summitt in three additional ways in 2013. First, she was inducted into the Lady Vol Hall of Fame on Nov. 2. Next, her banner was raised to the rafters in Thompson-Boling Arena on Jan. 28. Then, on June 26, it was announced that Pat Summitt Plaza, featuring a statue of the legendary coach, would be built at the corner of Lake Loudoun Blvd. and Phillip Fulmer Way. Dedication is set for Nov. 22, 2013.

## THE LEGACY OF PAT SUMMITT

### SOME MAJOR CAREER ACCOMPLISHMENTS

- Her program maintained a 100-percent graduation rate for players who completed their eligibility at Tennessee.
- In August of 2012, the 122nd player under her watch graduated and entered graduate school for her final playing season as a Lady Vol.
- In 38 seasons as head coach at Tennessee (1974-2012), she produced a 1,098-208 record (.840).
- Summitt's career victory total is the most of any coach in the history of NCAA men's or women's basketball.
- She guided her teams to eight NCAA National Championships (1987, 1989, 1991, 1996, 1997, 1998, 2007, 2008).
- Tennessee made an unprecedented 31-consecutive appearances in the NCAA Tournament and advanced to a record 18 NCAA Final Fours, winning eight times and finishing second on five occasions.
- Her squads won a combined 32 SEC regular season and tournament championships (16 regular season/16 tournament).
- Tennessee's record during 33 years of play in the SEC under her watch was 317-44 (.878) in the regular season and 69-17 (.802) during the postseason tournament.
- She produced 21 WBCA/Kodak/State Farm All-Americans who earned 36 honors.
- A total of 39 of her players earned All-SEC distinction, combining to garner 82 honors.
- Twelve of her players went on to compete in the Olympic Games.
- Sent 34 of her players on to the WNBA, including 15 drafted in the first round and three picked No. 1 overall.
- As of 2012, 78 who were mentored by Summitt in the UT program work in basketball coaching or administrative positions.
- Coached U.S. Olympic Women's Basketball Team to gold medal at 1984 Los Angeles Olympiad.
- Also selected as assistant on 1980 U.S. Olympic Team and for various other international competitions.
- Was co-captain player on silver-medal-winning 1976 U.S. Olympic squad while employed as coach at Tennessee.

### A FEW OF HER COACHING AWARDS

- Summitt was named as the Naismith Coach of the Century in April 2000.
- In July 2009, *The Sporting News* named the "50 Greatest Coaches of All-Time." Summitt was voted 11th and was the only woman on the list.
- She became the first female recipient of the Legends of Coaching Award, which was adopted by the John R. Wooden Award Committee in 1999. The award recognizes the lifetime achievement of coaches who exemplify the late Coach Wooden's high standards of coaching success and personal achievement.
- After winning her eighth NCAA title, Summitt received the prestigious John R. Wooden Legends of Coaching lifetime achievement award in Los Angeles, Calif., on April 12, 2008.
- In 1990, Summitt received the most prestigious award given by the Basketball Hall of Fame, the John Bunn Award. Summitt was the first female to receive the award in the Hall's history.
- Named 2011 *Sports Illustrated* Sportswoman of the Year (along with Sportsman of the Year, Duke men's coach Mike Krzyzewski on Dec. 6, 2011).
- Summitt was named 1987, 1989, 1994, 1998 and 2004 Naismith College Coach of the Year and 1998 AP Coach of the Year.
- She was chosen WBCA/Converse Coach of the Year in 1983 and 1995 and the IKON/WBCA Coach of the Year in 1998.
- She was named SEC Coach of the Year eight times (1993, 1995, 1998, 2001, 2003, 2004, 2007, 2011).

### HALL OF FAME MEMBERSHIP

- Summitt was inducted into the Naismith Memorial Basketball Hall of Fame in Springfield, Mass., on Oct. 13, 2000, the first time she was eligible for the Hall's ballot.
- A little more than a year earlier, Summitt was inducted into the Women's Basketball Hall of Fame in the 1999 inaugural class.
- In October 1990, Summitt was enshrined in the Women's Sports Foundation Hall of Fame at a gala event in New York City.
- In April 1996, she was inducted into the National Association for Sport and Physical Education's Hall of Fame.
- She was inducted into the Tennessee Women's Hall of Fame on June 17, 2011.
- Summitt was a 2003 inductee into the Tennessee Sports Hall of Fame.
- The Greater Knoxville Sports Hall of Fame welcomed her in 1992.
- In November 2012, Summitt was inducted into the Lady Vol Hall of Fame.





# KYRA ELZY

## ASSISTANT COACH/RECRUITING COORDINATOR

SECOND YEAR ON STAFF  
TENNESSEE '99

With two positions to hire on her first staff as head coach at Tennessee, Holly Warlick looked to a former Lady Vol to fill the initial one. On April 26, 2012, Kyra Elzy answered the call to return to her alma mater and serve as assistant coach/recruiting coordinator.

Elzy, an associate head coach/recruiting coordinator at the University of Kentucky from 2008-12, came back to Knoxville to fill a vacancy created when Mickie DeMoss joined the staff of the WNBA's Indiana Fever.

It didn't take long for the UT alumnus to make a difference for the Big Orange. She helped Tennessee reel in the No. 2 signing class in the country in 2012, including a pair of McDonald's High School All-Americans (Jordan Reynolds, Mercedes Russell) and the nation's No. 1-ranked player in Russell.

She also contributed to a 2012-13 Lady Vol season that exceeded the expectations of nearly everyone. After Tennessee was picked to finish as low as fifth in the conference and preseason No. 20 in the Associated Press poll, a young squad won the program's 17th SEC regular-season championship and fashioned a 27-8 record while advancing as far as the NCAA Elite Eight.

As a successful role model on campus, Elzy was chosen as the 2013 keynote speaker for UT's fifth-annual Multicultural Student Symposium. She also was honored as the Lady Vols' SEC Legend during last year's conference tournament in Duluth, Ga.

In 2011-12, Elzy completed her fourth season at Kentucky, where she served as the recruiting coordinator and was responsible for coaching the guards of the 2012 SEC champion Wildcats. It marked her second season as associate head coach after being promoted in August 2010.

As a student-athlete at Tennessee from 1996-2001, Elzy's game excelled under the nation's all-time winningest coach in Summitt. A four-year letterwinner who actually spent five seasons in a Lady Vol uniform after missing the 1998-99 season with an injury, Elzy was a member of two national championship teams (1997 and 1998) and a national runner-up squad (2000). During her time in Knoxville, she played in 126 games and earned the Holly Warlick Defensive Player of the Year award in 1997, the Unsung Hero Award in 1998 and was on the USA Today All-Injury Team that recognized athletes that competed while overcoming medical issues in 2000.

Elzy became just the fifth freshman in Tennessee history to start her first game as a Lady Vol when she started at guard in the 1996-97 season opener against Austin Peay. She also earned another distinction during her playing career, becoming the first UT player to earn her master's degree while still playing.

Also excelling in the classroom, Elzy was named to the 2000 and 2001 SEC Academic Honor Rolls. She was a three-time member of the Lady Vol Academic Honor Roll (over a 3.0 GPA) and earned UT Dean's List honors each semester while in graduate school. She holds a bachelor's degree in psychology (1999) and a master's in cultural studies in education with an emphasis in sports psychology (2001).

As a coach at Kentucky, Elzy was considered one of the top recruiters in the nation and helped UK sign a top-10

### THE ELZY FILE

**Born:** Aug. 17, 1978

**Education:**

Oldham County High School (LaGrange, Ky.)  
B.S., Tennessee, '99  
M.S., Tennessee, '01

**Playing Career:**

Tennessee (1996-2001): four-year letterwinner, two-time NCAA champion (1997, 1998) and runner-up (2000), Holly Warlick Defensive Player of the Year

recruiting class three-straight seasons, including the signing of four McDonald's High School All-Americans.

She was instrumental in helping UK advance to three consecutive NCAA Tournaments and chart back-to-back-back 20-win seasons, including two NCAA Elite 8 appearances in 2010 (losing to Oklahoma) and 2012 (losing to UConn).

Elzy's guards received SEC recognition in 2011-12, as A'dia Mathies was named the SEC Player of the Year and rookie Bria Goss was named the SEC Rookie of the Year.

Under Elzy's tutelage, Mathies received UK's first SEC Freshman of the Year honor in 2010 and was named UK's first freshman All-American since Valerie Still in 1980.

Prior to Kentucky, Elzy spent four years as an assistant coach at Kansas. As the recruiting coordinator, she helped the Jayhawks land their first top-20 signing class in 2007 under head coach Bonnie Henrickson. She also helped KU earn two postseason bids in her four seasons. In 2006-07, KU finished 17-16 overall and advanced to the third round of the WNIT, while guard Danielle McCray was named honorable mention All-Big 12.

Elzy made a coaching stop at Western Kentucky for two seasons under head coach Mary Taylor Cowles. She coordinated the recruiting efforts for the Lady Toppers and also worked with the guards and handled individual workouts. The Lady Toppers posted 20+ wins in both of her seasons at WKU, and in 2002-03 WKU won the Sun Belt Conference championship and advanced to the NCAA Tournament. Elzy helped coach Sun Belt Player of the Year Shala Reese and Newcomer of the Year Tiffany Porter-Talbert. In 2003-04, WKU was the Sun Belt runner-up and advanced to the quarterfinals of the WNIT.

Prior to her first coaching job, Elzy spent one year as an administrative assistant under Henrickson at Virginia Tech. She was responsible for team travel, scheduling community service events and working with the women's basketball summer camps.

Her outstanding prep career earned her induction into the Kentucky Lions Club Hall of Fame in 2009 after a standout prep career at Oldham County High School. She had guided the Lady Colonels to four district championships, two regional titles and a state semifinal appearance during her prep career.

In addition to starting a new job at Tennessee in 2012, Elzy was wed that August to Dexter Lander.

GENERAL

STAFF

PLAYERS

REVIEW

HISTORY

FACILITIES

NCAA

SEC

RECORDS

MEDIA INFO





# JOLETTE LAW

## ASSISTANT COACH

SECOND YEAR ON STAFF  
IOWA '90

Jollette Law is in her second season as an assistant coach at the University of Tennessee. Formerly the head coach at the University of Illinois from 2007-12, Law joined the Lady Vol family on May 2, 2012, and is part of head coach Holly Warlick's first staff.

Law works with the UT guards and saw Meighan Simmons named 2013 SEC Co-Player of the Year and Kamiko Williams taken in the second round of the WNBA Draft (15th pick overall) by the New York Liberty. During the summer of 2013, point guard Ariel Massengale earned another victory with the USA team at the World University Games, capturing her fourth career gold medal.

Her work with that trio was instrumental in Tennessee going from being picked as low as fifth in the conference and 20th nationally during the preseason to winning the SEC regular season title and advancing to the NCAA Elite Eight in 2012-13.

On the recruiting front, Law helped Tennessee reel in the No. 2 signing class in the country in 2012, including a pair of McDonald's High School All-Americans (Jordan Reynolds, Mercedes Russell) and the nation's No. 1-ranked player in Russell.

Long regarded as one of the top assistant coaches in the country, Law was named the seventh head women's basketball coach at the University of Illinois on May 11, 2007. During her tenure in Champaign, she led the Illini to a pair of postseason appearances while turning heads on the recruiting trail.

Law went to Illinois following 12 years on C. Vivian Stringer's staff at Rutgers, including her last four as associate head coach. Known as a dynamic recruiter during her time with the Scarlet Knights, Law wasted no time establishing herself as a top recruiter at Illinois.

In November of 2008, she inked the No. 3 recruiting class in the country and the top-rated signing class in Illinois school history. Law followed up the historic 2009 signing class by inking two more top-100 recruits in 2010 and one more in 2011.

On the court, Law led Illinois to 69 wins in five seasons, including two trips to the postseason WNIT. During her first season with the Illini in 2007-08, she guided the Illini to 20 victories, marking Illinois' first 20-win season since 1999-2000. The Orange and Blue made a historic run in the 2008 Big Ten Tournament, advancing to the championship game but falling just short of an NCAA Tournament bid in losing to Purdue on a buzzer-beater. The Illini earned a 2008 WNIT bid and advanced to the third round.

In 2008-09, Law had a young Illini squad playing its best basketball at the end of the season, as the team finished 6-5 in the final 11 games. That momentum carried over into 2009-10, when the Illini started 7-1 out of the gates and finished the season with 19 wins and a trip to the WNIT quarterfinals. The team finished strong down the stretch in both 2010-11 and 2011-12.

During Law's fourth season at the helm of the program, the Illini reached the Big Ten Tournament semifinals once again and downed No. 7-seed Wisconsin and No. 3-seed Michigan. Illinois followed up with five wins in the final half of the 2011-12 conference slate, including a victory over No. 10 Ohio State, 66-65, at Assembly Hall.

### THE LAW FILE

**Born:** Dec. 7, 1967

**Education:** Wilson High School (Florence, S.C.)  
B.S., Iowa, '90

**Playing Career:** Iowa (1987-90): Kodak District V All-American, two-time All-Big Ten (1989, 1990), led UI to four Big Ten Championships, Member of Iowa Hall of Fame, Member of the Harlem Globetrotters (1991-94)

In addition to the team's progress, Law helped develop Jenna Smith into one of the premier post players in the country. A 2010 Illinois graduate, Smith became the highest WNBA draft pick in school history when she was taken with the 14th overall pick by the Washington Mystics in the 2010 WNBA Draft. Smith left Illinois as the program's all-time leading scorer, rebounder and shot blocker, thanks in large part to Law's tutelage.

Before arriving at Illinois, Law made a name for herself as a driving force behind Rutgers' rise to the top of women's college basketball. During her tenure, the Scarlet Knights saw remarkable success, including two Final Fours, three Elite Eights and three Sweet Sixteen appearances, among them the 2007 national championship game in Cleveland versus the Lady Vols.

Rutgers compiled a record of 257-125 (.673) during Law's tenure in New Brunswick, N.J., winning BIG EAST regular season titles in both 2005 and 2006 and the BIG EAST Tournament title in 2007. The Scarlet Knights featured 22 All-BIG EAST honorees, three BIG EAST Defensive Players of the Year and three BIG EAST Rookies of the Year. They also produced seven All-America selections and had eight players drafted in the WNBA during that span.

Law was a prep All-American at Wilson High School before graduating from the University of Iowa in 1990 with a degree in sports studies/corporate fitness. As the Hawkeyes' floor general, she helped Stringer lead the Hawkeyes to four consecutive Big Ten titles and a record of 105-18 from 1987-90. A Kodak District V All-American in 1990, she was a four-year letterwinner at Iowa and a two-time first-team All-Big Ten Conference selection (1989 and 1990).

Following her collegiate career, Law joined the Harlem Globetrotters from 1990-94 as the only female team member at the time, completing three worldwide tours with the team. As an ambassador of goodwill with the Globetrotters, she coordinated several basketball seminars and clinics in addition to her on-court performances. During her stint with basketball's greatest team, her picture was featured on Wheaties cereal boxes with her Globetrotter teammates, and she also appeared in M.C. Hammer's video for the song "Too Legit To Quit."

After her playing career came to a close, Law spent one season coaching at Ball State (1994-95) before joining Stringer at Rutgers.



# DEAN LOCKWOOD

## ASSISTANT COACH

10TH YEAR ON STAFF/15TH YEAR AT TENNESSEE  
SPRING ARBOR (MICH.) '82

Dean Lockwood is in his 10th year on the Lady Vol staff and in his 15th year of service to the University of Tennessee. He has worked alongside UT Head Coach Holly Warlick since July 2, 2004, when became the just the ninth assistant coach ever to serve under Pat Summitt at UT.

Since his return to Rocky Top, the Lady Vols have compiled a record of 273-49, captured six SEC Tournament crowns and four SEC regular season championships, appeared in three NCAA Final Fours and won back-to-back national championships (2007-08). During the transitional 2012-13 season, he helped Tennessee go from being picked as low as fifth in the conference and 20th nationally during the preseason to winning the SEC regular season title and advancing to the NCAA Elite Eight.

Four of his pupils at Tennessee have developed into first-round picks in the WNBA Draft, including 2013 WNBA MVP and WNBA All-Star Game MVP Candace Parker, the No. 1 overall selection in 2008 by Los Angeles. The other first-rounders are current WNBA All-Star Glory Johnson (No. 4, Tulsa, 2012), Kelley Cain (No. 7, New York, 2012) and Tye'sha Fluker (No. 10, Charlotte, 2006). Three others were drafted, including 2008 WNBA All-Rookie Team member Nicky Anosike (2nd Rd., Los Angeles, No. 16, 2008), Shyra Ely (2nd Rd., San Antonio, No. 14, 2005) and Vicki Baugh (3rd Rd., Tulsa, No. 25, 2012).

In his current group, he helped Bashaara Graves blossom into a first-team All-SEC selection in 2012-13 and the SEC Freshman of the Year. Over the summer, she helped the USA team win a gold medal at the FIBA U19 World Championships.

Prior to joining the Lady Vol staff, Lockwood held the position of men's head coach at NCAA Division II Saginaw Valley State University (Michigan) from 1998-2004. The Bay City, Mich., native returned to the Great Lakes Intercollegiate Athletic Conference after serving a year as assistant coach at Central Michigan University.

Prior to his CMU stint, Lockwood held the men's head coaching position at NCAA Division II Northwood University (Michigan) from 1991-97. While there, he led the team to its first back-to-back winning seasons in 15 years. After posting an 18-9 record and a second-place finish in the Great Lakes Intercollegiate Athletic Conference North Division during the 1996-97 campaign, Lockwood was honored as the GLIAC Coach of the Year.

Additionally, in his capacity as a head coach at two different small-budget GLIAC programs from 1991-2004, he not only was successful in guiding both institutions into postseason play (one of only a handful of coaches to guide two schools in the GLIAC to postseason play), but he maintained a graduation rate of 80 percent during his tenure at both Saginaw Valley State and Northwood University.

From 1986-1991, Lockwood served as an assistant for the University of Tennessee men's basketball team under head coach Don DeVoe and later Wade Houston. During his tenure as an assistant, Volunteer teams went 77-75, posting three consecutive winning seasons, made a pair of National Invitational Tournament trips and had an NCAA Tournament bid in 1989 after an 18-9 regular season. In ad-

### THE LOCKWOOD FILE

**Born:** Oct. 30, 1959

**Education:**  
All Saints Central High School (Bay City, Mich.)  
B.S., Spring Arbor (Mich.), '82  
M.S., Central Michigan '89

**Playing Career:**  
Spring Arbor (1978-82): Four-year letter-winner, three-year starter at point guard, two-year team captain, offered pro contract to play in English Basketball Association

dition to his assistant coaching duties at Tennessee, Lockwood also served as a special assistant to the director of alumni programs from 1989-91.

In his role as an assistant coach in the men's game, Lockwood was heavily involved in player development through the years. He has coached seven NBA draft picks as well as one other player who played in the NBA.

Lockwood's first full-time coaching position was as men's assistant coach at the U.S. Military Academy at West Point from 1983-86. In 1984-85, he helped Army to its best record and only winning season since 1978. Lockwood cut his teeth in the coaching profession as a men's graduate assistant at Central Michigan in 1982-83.

In addition to his head and assistant coaching duties, Lockwood conducted coaching and playing clinics in Great Britain for eight years and was a consultant and clinician for the Welsh Basketball Association. He has also done coaching clinics in Poland. He has served as the summer camp director at Saginaw Valley State, Northwood and West Point, as well. For 12 summers Lockwood directed very successful shooting and offensive moves camps in Michigan. In previous summers, Lockwood has also spent time observing at Pete Newell's Big Man Camp and the NBA pre-draft camp in Chicago, Ill.

As a collegiate player, Lockwood was a four-year letterwinner at Spring Arbor College (Mich.), a three year starter at point guard, and a captain for two seasons. He helped lead the squad to a single-season school record in wins, scored over 1,000 career points, and was offered a contract to play professional basketball in the English Basketball Association.

Lockwood earned a bachelor's degree in secondary education from Spring Arbor in 1982, majoring in English and secondary education. He earned a master's degree in counseling and personal and student development from Central Michigan University in 1989.

On Oct. 19, 2008, Lockwood was inducted into the Bay County (Mich.) Sports Hall of Fame for his career accomplishments. He also was inducted into the Spring Arbor (Mich.) University Athletic Hall of Fame Oct. 8, 2010.

Active in the Fellowship of Christian Athletes for many years, the 54-year-old Lockwood has been a guest speaker at numerous coaching clinics, FCA functions and community events. As a lifelong runner, Lockwood has participated in numerous 5K, 10K and 20K races around the country. He enjoys reading and traveling.

GENERAL

STAFF

PLAYERS

REVIEW

HISTORY

FACILITIES

NCAA

SEC

RECORDS

MEDIA INFO





# MICHAEL BEAUMONT

## DIRECTOR OF OPERATIONS

SECOND YEAR ON STAFF  
CENTRAL ARKANSAS '00

In assembling her new staff, Tennessee head women's basketball coach Holly Warlick's third hire was Director of Basketball Operations Michael Beaumont. He now is in year two in that capacity.

Previously, Beaumont was on the staff at Ole Miss as the Assistant Athletics Director for Football Operations from January 2008-12, working for (then) head football coach Houston Nutt.

"I have known Michael for a number of years and have always been impressed with the way he goes about his business," said Warlick. "Houston Nutt had nothing but glowing things to say about him, and it will be great to have Michael's operations knowledge and experience on our staff."

A graduate of the University of Central Arkansas (2000, B.S.E in health education) and Arkansas State (1994, B.S. in kinesiology & exercise science), Beaumont served as an academic counselor for the University of Arkansas Men's Athletics Department (2006-08), working primarily with football, before joining the Rebels.

It was during his time in the high school ranks that Nutt took notice of his abilities and invited Beaumont to join his staff at the University of Arkansas in 2006.

In 2008, Beaumont remained with Nutt's staff in a move that brought him new duties at the University of Mississippi. At Ole Miss, Beaumont was the personal assistant to the head coach and the head administrator for all matters that related to the staff, the student-athletes and the program. Beaumont also served as one of the main contacts and liaison with all institutional departments, external agencies and public relations for the football program. While at Ole Miss, the Rebels played in the Cotton Bowl in 2008 and 2009. During his time in Oxford, Beaumont had

the opportunity to be part of a team that included now NFL greats Mike Wallace, Dexter McCluster and Michael Oher.

At Arkansas, he served as the academic counselor for the football team. Beaumont also served as the liaison between the faculty and the athletic department. He assisted in the management of tutors, mentors and learning specialists for his student-athletes with zero academic casualties. Additionally, he worked with camps and on-campus official visits during recruiting. At Arkansas, Beaumont also had the opportunity to be a part of a team that enjoyed an SEC West Championship in 2006 and back-to-back January 1 bowls in 2006 and 2007. His student-athletes included current NFL stars Darren McFadden, Felix Jones and Peyton Hillis.

Prior to his stint in Fayetteville, Beaumont was a football and baseball coach at Lincoln (Ark.) High School and also served as assistant athletic director in addition to teaching from 2001-06. As the head baseball coach, he led his team to the 1-AAA conference championship in 2004 and was voted by his peers as the 2004 Conference Coach of the Year. The defensive coordinator on the high school football staff, he was the head coach of the junior high squad and guided Lincoln to the 2005 conference championship on the gridiron.

Beaumont served as the head video coordinator at UCA in Conway during the 1999 football season while completing his degree in health education. He then moved to Mountain View (Ark.) High School to work as the defensive and offensive line coach for the 2000 and 2001 seasons.

Married to the former Susan Patton, Beaumont and his wife have two daughters - Monica (16) and Rachel (12).



# JANET MCGEE

## ASSISTANT TO THE HEAD COACH

SECOND YEAR ON STAFF  
TENNESSEE TECH '81

Janet McGee, a long-time administrator, teacher and coach from Lenoir City High School, joined the Tennessee women's basketball staff as assistant to the head coach on Aug. 2, 2012. She is in her second season with the Lady Vols.

McGee had worked at LCHS since 1983 and was serving as assistant principal for freshmen as well as the school's athletic director prior to joining Holly Warlick's staff. During her 31-year tenure there, she also taught science, wellness, physical education and driver's education and coached basketball, softball and golf.

A 1981 graduate of Tennessee Technological University with a bachelor of science degree in secondary education, McGee added a master's in administration and supervision in 1993 and a specialist in education certificate in educational administration and supervision in 1995. She was a four-year member of the Tennessee Tech basketball team from 1977-82.

McGee's primary duties will include handling day-to-day operations in the office, assisting in on-campus recruiting activities and serving as a liaison for academics and community service.



# JOSH BANEY

## VIDEO COORDINATOR

SECOND YEAR ON STAFF  
TENNESSEE '05

Josh Baney, a former college and high school coach and Lady Vol practice player, joined the UT women's basketball staff as a graduate assistant on Aug. 2, 2012, and is in his second year with the program. After finishing his G.A. stint in 2013, he now serves as the team's video coordinator.

A native of Ventura, Calif., Baney attended Tennessee from 2001-05 and earned a bachelor's degree in sport management. From his sophomore year-on, he was a practice player for the Lady Vols, soaking up knowledge of the game from Holly Warlick and Pat Summitt while providing training competition for UT's women.

After graduation, Baney played a year of professional basketball in Ecuador in 2006 and also landed a job as varsity and junior varsity boys assistant basketball coach at Briarcrest Christian High School from 2005-2009 and again in 2011. While there, he helped Briarcrest to a TSSAA Division II state championship in 2008.

His most recent stop in coaching came at Lambuth University in Jackson, Tenn., where he served as head assistant men's basketball coach in 2010-11. Among his roles there were serving as recruiting coordinator and handling basketball operations.



# AMBER SMITH

## GRADUATE ASSISTANT

FIRST YEAR ON STAFF  
KENTUCKY '11

Amber Smith is in her first season as a graduate assistant at Tennessee, joining the program in July of 2013. Smith, who played collegiately at Kentucky, will assist the staff with on-campus recruiting and a variety of general office duties.

A native of Winter Haven, Fla., Smith was one of 50 participants chosen to attend the 11th-annual Women's Basketball Coaches Association's "So You Want To Be A Coach" program. The three-day workshop was held April 5-7, 2013, in conjunction with the WBCA National Convention in New Orleans.

Playing point guard for the Wildcats from 2008-12, Smith was a member of one of the most successful senior classes in UK hoops history. Despite undergoing knee surgeries on both knees, she concluded her career having

played in 123 games with 109 starting assignments.

She averaged 7.0 points and 3.4 assists per game during her time in Lexington and helped UK advance to four consecutive postseason tournaments, including three straight NCAA Tournament appearances and two Elite Eights.

Smith, the recipient of the Steve & Kaye Maynard Women's Basketball Graduate Assistant Scholarship, ranks sixth on UK's all-time list for games played (123) and assists (425), and she is No. 8 in assists per game (3.455). The 2008 SEC All-Freshman Team and SEC Academic Honor Roll member graduated with a bachelor of arts degree in integrated strategic communications in May of 2011.

## MANAGERS



**JOSH BOUCHER**



**KAT COFFEY**



**ANNAYA MOORE**



**JORDAN PREWITT**





# LEE TAYLOR

## ASSOC. STRENGTH & CONDITIONING COACH

THIRD YEAR AT TENNESSEE  
MISSOURI VALLEY '08

Lee Taylor is in his first season as the strength and conditioning coach for the Lady Vol basketball program and is in his third year of working with the University of Tennessee.

Taylor was hired on Aug. 5, 2013, as associate strength and conditioning coach and is in charge of helping Holly Warlick's women's hoops team and Judy Pavon's Lady Vol golf squad get stronger and fit for competition.

Taylor possesses a B.A. in exercise science and athletic training that he earned in 2008 from Missouri Valley College and is a Certified Strength and Conditioning Specialist (C.S.C.S.) and a United States Weightlifting Sports Performance Coach (USAW).

As a performance coach for Performance Training Incorporated from 2008-09 and from January 2013 to present, Taylor designed strength and conditioning protocols for basketball, baseball, football, rugby, swimming, tennis and wrestling athletes. He also worked as a speed, agility and quickness (SAQ) trainer for athletes of all ages and taught basketball-specific techniques at the UT Elite Basketball Camp.

He also has a highly-respected reputation from his prior experience under multiple head coaches with the UT strength and conditioning department.

Taylor came to Knoxville in July of 2008 and served until December of 2008 as an intern at UT. He went back to his alma mater to as director of strength and conditioning from August 2009 to August 2010 before returning to UT. He served another internship from August 2010 to December 2010 and was hired as assistant strength and conditioning coach in Jan. 2011.

Following a stint as director of strength and conditioning at the University of Incarnate Word (April 2011-Jan. 2012), Taylor moved on to Eastern Illinois as interim director (Feb. 2012-May 2012), where his duties included working with the men's and women's basketball teams on their in-season strength programs.

Taylor returned to Knoxville in July 2012 as assistant strength and conditioning coach, where he served until Jan. 3, 2013. He assisted with the design and implementation of the in-season and off-season programs for football and aided with winter workouts for the baseball, track & field, rowing and dance teams.



# ASHLEY BONCK WILSON

## ASSOC. DIRECTOR OF SPORTS MEDICINE

FIRST YEAR AT TENNESSEE  
LSU '06

Ashley Bonck Wilson, MHP, ATC, is in her first season as associate director of sports medicine at Tennessee. She is responsible for providing care for the Lady Vol basketball team.

Bonck Wilson joined the UT staff from Ole Miss, where she had served as the athletic trainer for the women's hoops team since May 2011.

Before arriving in Oxford, Bonck Wilson spent three seasons (2008-2011) at Lamar University, where she also worked with the women's basketball program.

Prior to joining the staff at Lamar, Bonck Wilson spent two years at the University of Oklahoma as a graduate assistant working with the Sooners' nationally-ranked women's volleyball team. She was awarded her master's degree in human relations from OU in May 2008.

From 2002 to 2006, Bonck Wilson served as an athletic training student at LSU. She worked with the football, women's basketball and women's tennis programs during her four years. Bonck Wilson also worked on the athletic training staff for the 2004 NCAA Women's Basketball Tournament First and Second Rounds, hosted by LSU.

Bonck Wilson received a Bachelor of Science degree in kinesiology with a concentration in athletic training from LSU in May 2006. A native of New Orleans, she is a board certified athletic trainer by the National Athletic Trainers' Association and has certification in CPR/AED and first aid.

Bonck Wilson married Dwight Wilson in June of 2009. They have a son, Cannon, and three dogs - Beaux, Colston and Hartley.



# ALLISON MAURER

## SPORTS NUTRITIONIST

SEVENTH YEAR AT TENNESSEE  
OLIVET NAZARENE '02

Allison Maurer's commitment to excellence in sports nutrition is a big part of the Tennessee winning edge.

Maurer is one of only 21 full-time Sports Dietitians at the NCAA Division-I level. She is responsible for all nutrition education with the Vols and Lady Vol athletes.

As part of her duties, Maurer conducts grocery shopping tours for student-athletes, weight-gain and weight-loss programs and performance nutrition -- what Maurer calls "fueling for performance."

She handles meal planning for women's basketball, as well as for football, baseball, women's swimming and rowing. Maurer works closely with Team ENHANCE and Team EXCEL in working with eating disorders, disordered eating and substance abuse. She conducts body composition testing for various sports teams and educates athletes on how to fuel to improve body composition.

Maurer also teaches an undergraduate nutrition class, "Sports Nutrition for Athletes," while handling the budgeting, ordering and distribution of NCAA-compliant nutritional supplements for all UT sports.

The Holland, Mich., native began her work with the Vols and Lady Vols in October 2007 after three years at Colorado. Her responsibilities at Colorado were as sports nutritionist for all programs and assistant strength and conditioning coach for football, tennis, golf and cheerleading.

Maurer earned her undergraduate degree in nutrition and dietics from Olivet Nazarene University in 2002. She completed her master's in nutrition and her dietetic internship at Georgia State University in 2003.

She and her husband Dan, of Addison, Ill., are the parents of Manny, Emilio and Nico.



# BRIAN RUSSELL

## ASSOC. DIRECTOR - THORNTON CENTER

11TH YEAR AT TENNESSEE  
NOTRE DAME '03

A native of Lakeville, Ind., Brian Russell has been with the University since 2003 and with the Thornton Center since February of 2011. At the Thornton Center, Russell directs academic counseling for football and women's basketball, academic programming for high achievers, and the PREGAME summer bridge program for new student-athletes.

Previously at Tennessee, he worked as an academic advisor with the College of Education, Health and Human Sciences and as an Assistant Director of Arts and Sciences Advising Services.

Russell holds a bachelor's degree in sociology from the University of Notre Dame and a master's degree in college student personnel from the University of Tennessee and is in dissertation stages of completing a doctor of philosophy degree in socio-cultural studies in Sport, which involves research into the athletic and academic adjustment to college of first-year student-athletes.

GENERAL

STAFF

PLAYERS

REVIEW

HISTORY

FACILITIES

NCAA

SEC

RECORDS

MEDIA INFO



### ■ BASKETBALL ADMINISTRATIVE SUPPORT



**SUZY SUTTON**  
SECRETARY TO THE  
HEAD COACH



**KATIE WYNN**  
SECRETARY TO THE  
HEAD COACH EMERITUS



**CINDY CONNATSER**  
SECRETARY TO THE  
ASSISTANT COACHES



# DR. CHRIS KLENCK

## TEAM PHYSICIAN

EIGHTH YEAR AT TENNESSEE  
PURDUE '95

Dr. Chris Klencck is in his eighth season as the head team physician on the UT Sports Medicine Staff. Klencck came to Knoxville in November 2006 following a primary care sports medicine fellowship at Indiana University Medical Center. He had served the Indianapolis hospital since June 2001 in the positions of Internal Medicine/Pediatrics Intern, resident and chief resident.

During fellowship training, Klencck was an assistant team physician for the Indianapolis Colts preseason training camps and assisted at Purdue University, his alma mater. He worked the NFL Scouting Combines in Indianapolis, has NCAA championships experience and served as a team physician in the Indiana high school ranks. Additionally, Klencck has earned board certifications

in Internal Medicine, Pediatrics and Primary Care Sports Medicine.

In January 2013, he was named the Sports Medicine Person of the Year by the Tennessee Athletic Trainers' Society. An Evansville, Ind., native, Klencck earned his doctor of pharmacy degree from Purdue before completing his doctor of medicine degree at Indiana University School of Medicine. He is a member of the American Academy of Pediatrics, American College of Physicians, American Medical Society for Sports Medicine and American College of Sports Medicine.

Klencck is married to the former Laura Botto of Dayton, Ohio. They are the parents of three children: Jacob, Ben and Ella.



# DONNA THOMAS

## SENIOR ASSOCIATE ATHLETICS DIRECTOR

23RD YEAR AT TENNESSEE  
TENNESSEE '82

Senior Associate Athletics Director Donna Thomas has worked with the University of Tennessee Athletics Department for 22 years. She serves as UT's Senior Woman Administrator and is responsible for oversight of the women's basketball program.

Thomas spent the 2011-12 school year as the interim director of the Thornton Athletics Student Life Center. In that role, Thomas restructured and reorganized the Thornton Center staff, added new programming and services for the student-athletes, and began updating the facility. She spent a great deal of time speaking to groups across campus to learn more about academic programs while sharing insight on the requirements for students who represent Tennessee in twenty sports.

While at UT, Thomas has been responsible for numerous aspects of the former women's athletics department, some of which included oversight of facility construction and renovation, management of the Lady Vols' portion of the adidas contract, development and implementation of department policies and procedures, and oversight of the scheduling of competition for all sports. She also was the department liaison to the campus, serving as a member of multiple campus committees.

In July of 2011, Thomas completed a two-year term as co-chair of UT Knoxville's Council on Diversity and Interculturalism. She recently served as a member of the search committee for the Assistant Dean and Director of

Undergraduate Admissions, and she was the department liaison to the Thornton Center for Academics and Student Life.

At the request of UT Knoxville Chancellor Jimmy G. Cheek, Thomas served as a member of the campus's Task Force on Civility and Community and was an integral member of the committee for the Celebration of African American Achievement.

Off campus, Thomas has served as the chair of the NCAA Division I Track and Field Committee and directed multiple championship events for the SEC and the NCAA and serves as the university's senior woman administrator with the SEC.

Thomas first joined the UT staff as the undergraduate head manager of the Lady Volunteer basketball team from 1978 to 1982, while working toward her bachelor's degree in secondary physical education. She then returned to UT in 1990 as a graduate assistant in athletic administration and earned her master's degree in recreation and athletic administration.

During her time away from UT, Thomas served as the director of recreation ministries for Christ United Methodist Church in Memphis from 1982 to 1990. At CUMC, she managed the athletic and activity program of the 5,000-member church; her responsibilities included program development and planning for ages two through senior adult.





# DR. JIMMY G. CHEEK

## UT KNOXVILLE CHANCELLOR

FIFTH YEAR AT TENNESSEE  
TEXAS A&M '69

Dr. Jimmy G. Cheek became the seventh chancellor of the University of Tennessee, Knoxville, on Feb. 1, 2009.

Through his leadership, the campus is focused on improving the student's educational experience, enhancing faculty research and scholarship as well as outreach and service. A first-generation college student, Dr. Cheek has set in motion several initiatives to broaden UT Knoxville's diversity and student access to the university.

As the state's flagship research campus, UT Knoxville is currently ranked as a Top 50 public institution. In early 2010, the campus launched its quest to become one of the Top 25 public research universities in the nation. It helped solidify strategies for growing the research base and graduate programs, improving graduation rates and attracting and retaining top faculty.

Dr. Cheek chairs the Board of the International Fertilizer Development Center Advisory Committee, a new global research effort to develop and commercialize clean, environmentally sustainable, cost-effective and renewable fer-

tilizers for the developing world. He serves on the board of directors for the Association of Public and Land Grant Universities (APLU), as chairman of the group's Commission on Food, Environment and Renewable Resources and as a member of the APLU Presidential Advisory Committee on Energy. He serves on the UT-Battelle Board of Governors, the UT Health Sciences Center Board of Directors, the Tennessee Higher Education Commission Master Plan Steering Committee and the UT Athletics Board of Directors.

Prior to his UT appointment, Dr. Cheek was a member of the faculty and an administrator at the University of Florida for 34 years, last serving as senior vice president of agricultural and natural resources.

Dr. Cheek earned his bachelor's degree with high honors and his doctorate from Texas A&M University. He received his master's degree from Lamar University. A native of Texas, he is married to Ileen, and they have two children and two grandchildren.



# DR. DONALD BRUCE

## FACULTY ATHLETICS REPRESENTATIVE

15TH YEAR AT TENNESSEE  
DREW UNIVERSITY '94

Donald Bruce is the Douglas and Brenda Horne Professor of Business in the Center for Business and Economic Research (CBER) and the Department of Economics at the University of Tennessee, Knoxville.

He joined the UTK faculty in 1999 after receiving his M.A. and Ph.D. in Economics from Syracuse University and his B.A. with honors in Economics from Drew University.

As a CBER economist, Dr. Bruce regularly provides objective, non-partisan policy research and evaluation under contracts with an array of government agencies at the federal and state levels. His recent work in CBER has included an ongoing evaluation of Tennessee's welfare program, Families First, for the Tennessee Department of Human Services, an analysis of teacher supply and demand in Tennessee for the Governor's Office of Education Policy, and a forecast of expenditures on Tennessee Education Lottery Scholarships for the Tennessee Higher Education Commission.

In addition to his CBER research, Dr. Bruce studies the economic and behavioral effects of tax policies on such things as small business activity and owner-occupied housing. His work has been presented and published in a variety of academic journals, edited volumes, and professional meetings. He has testified before Congress on the topic

of internet taxation, and he presented his work on taxes and small business activity before the President's Advisory Panel on Federal Tax Reform in 2005.

Dr. Bruce regularly teaches graduate and undergraduate courses on the economics of taxation and the economics of health and health care. He has recently served as the Director of Graduate Studies in Economics and the Director of the Undergraduate Major in Public Administration. Before becoming Faculty Athletics Representative, Dr. Bruce served for two years as chair of the Athletics Board's Fiscal Integrity and Long-Range Planning Committee. He has also served as chair of the UTK Faculty Senate's Budget and Planning Committee. Dr. Bruce is an active member of the National Tax Association, the International Institute of Public Finance, and the American, Southern, and Western Economic Associations. His community service has included numerous economic and policy presentations for state and local organizations, volunteer assistance for the Blount County 4-H Program, and a three-year term on the Board of Directors of the Lisa Ross Birth and Women's Center, with two of those years as Treasurer.

Dr. Bruce lives in Walland, Tenn, with his wife Jennifer, a mathematics professor at Maryville College, and their daughter Annie, age five.





# DAVE HART

## VICE CHANCELLOR/DIRECTOR OF ATHLETICS

THIRD YEAR AT TENNESSEE  
ALABAMA '71

The University of Tennessee named Dave Hart vice chancellor and director of athletics on Sept. 5, 2011. Hart has held leadership roles in athletics administration at East Carolina University, Florida State University and the University of Alabama.

"I am very pleased to have Dave as our new vice chancellor and director of athletics," University of Tennessee Knoxville Chancellor Jimmy Cheek said upon Hart's hiring. "He has extensive experience as an athletics director, and he has the passion and drive to lead our great athletics program."

Among the many challenges and goals being addressed in the first 10 months of his tenure at Tennessee, Hart has led efforts which included the following:

- » Restructured the athletics department and developed an organizational flow chart.

- » Redefined and clarified the athletic department Mission Statement.

- » Created a new Governance Structure going through a "right-sizing" effort in conjunction with the implementation of combining the men and women's athletic programs into one while setting a direction and vision for all units within the department.

- » The Compliance Department has been reorganized and capital projects have been reprioritized to dovetail into a strategic plan, which is in the process of being finalized, for the next 5-to-10 years.

- » Policies and procedures have been strengthened throughout the department, as has overall communication.

- » Fan enhancement options at Neyland Stadium and Thompson-Boling Arena have been prioritized as well.

Comprehensive athletic success exemplified Hart's tenure as the Florida State athletic director, as a combined 35 ACC Championships were won by 10 different Seminole athletic programs during his tenure. Additionally, the Seminole football team won nine ACC titles and appeared in four national championship games, winning the 1999 BCS National Championship with a Sugar Bowl victory over Virginia Tech.

The men's outdoor track and field team also claimed two national championships during his tenure, while the baseball program appeared in the College World Series five times and the softball program won nine ACC titles and played in the Women's College World Series. During Hart's last year at Florida State, the Seminoles finished 15th in the Directors' Cup, an all-time high for the institution at that time.

Additionally, during Hart's three years at Alabama, the Crimson Tide football team claimed the 2009 BCS National Championship and the individual athletic teams posted a combined eight top-three finishes nationally over the last three years. Hart has more than 20 years of service as a director of athletics.

"It is a privilege to be named Vice Chancellor and Director of Athletics at the University of Tennessee," Hart said. "To be entrusted to lead one of the nation's elite athletics programs is an exciting opportunity.

"I want to thank Chancellor Cheek, and all of those involved in this process for their confidence and commitment. I am anxious to demonstrate my passion for Tennessee and the Volunteer Nation."

Highly respected as a visionary and industry leader, Hart's

career has featured service as the president of both the National Association of Collegiate Directors of Athletics and the Division IA Athletics Directors' Association. A former recipient of the Robert R. Neyland Award honoring lifetime achievement, Hart has also been named by his colleagues as the Athletic Director of the Year for the Southeast Region in both 2000 and 2005, one of a few select individuals to receive the honor multiple times.

During his 13 years at Florida State, Hart negotiated unprecedented, multi-million dollar contracts for the department totaling in excess of \$175 million. He also devised and executed an extensive and comprehensive facilities master plan for athletics that eclipsed the \$150 million mark. Hart initiated a multi-faceted Student Development/Life Skills program for all student-athletes at FSU, an endeavor recognized nationally as a "Program of Excellence" by the Division I-A Athletics Directors' Association. He spearheaded the rewriting of the department's mission statement to put the student-athlete at the core of athletic department priorities in its goal to build comprehensive excellence throughout all components of the department.

"Dave is as good an athletic director as there is in the country," legendary Florida State Head Football Coach Bobby Bowden said. "He's as sharp of an AD as I've been around in 57 years. He knows what's important, and he's a builder."

Hart took a leadership role in the FSU athletics department's first major capital campaign, in concert with Seminole Boosters, which raised more than \$75 million for athletics facilities and served as the catalyst for a subsequent effort. Within the Facilities Master Plan, there were several state-of-the-art facilities constructed, including a soccer/softball facility, a state-of-the-art golf facility and teaching center, a basketball training center and major renovations to the tennis and volleyball facilities.

The Moore Athletics Center and Dick Howser Baseball Stadium ranked among the nation's best. A new aquatics facility and a renovation to the track facility were finalized in 2008.

In recognizing Hart's position within intercollegiate athletics, ACC Commissioner John Swofford said, "Dave Hart is one of the best and most respected athletics administrators in the business. He thoroughly understands the nuances of major college athletics, and he has superb values to go along with his vast experience in the field. He is a proven leader at the conference and national levels."

While at FSU, Hart made many key hires, including the hiring of FSU's first two African-American basketball coaches, including current men's coach Leonard Hamilton, as well as their first African-American senior-level administrator. Under Hart's direction, FSU formalized a varsity club to encourage the participation of former student-athletes in athletic department activities. He also placed a significant focus on the growth of women's athletics at FSU, a commitment reflected in increased funding, competitive success and facility upgrades.

Academic success also accompanied Hart's time at FSU, as the school became home to the inaugural National Student-Athlete of the Year, a State of Florida Woman of the Year recipient, and two Rhodes Scholars. A record number of FSU student-athletes made the ACC Academic Honor Roll, were recipients of NCAA post-graduate scholarship awards and obtained degrees.

Student-athlete community service involvement became a priority under Hart with student-athletes contributing more than 5,000 hours in community outreach projects.

Hart has also earned the Athletics Directors' Award for advancing the quality and progress of student-athletes and the athletics program while at Florida State. In 2008, he received the James J. Corbett Award, the highest honor bestowed by National Association of College Directors of Athletics.

Hart's commitment to service includes considerable time on numerous national and conference committees, including the NCAA Council, the NCAA Honors and Awards Committee and the NCAA Special Events and Postseason Bowls Committee, and he has been a consultant to the NCAA Student-Athlete Advisory Council.

Hart was one of 11 athletic directors nationally who worked with an advisory group of athletic directors to presidents and conference commissioners in ongoing meetings and discussions regarding post-season football format options and similar issues related to the football postseason. In addition to his prominent leadership roles nationally, Hart chaired and had direct involvement with the renegotiations of both of the ACC's football and basketball television contracts and chaired the ACC Television Committee as well as the ACC Men's Basketball and Football committees.

Hart also played an integral role in the ACC expansion process that resulted in the addition of three new members

in Miami, Virginia Tech and Boston College. He also served as Vice Chairman of the NCAA Football Board of Directors where he represented NACDA and served with commissioners of Division I-A conferences as well as past NCAA President Myles Brand.

Hart served as Executive Director of Athletics at Alabama since August of 2008. A 1971 Alabama graduate, Hart played basketball for the Crimson Tide under legendary head coach C.M. Newton and earned a master's degree from UA in 1972 while working as a graduate assistant basketball coach.

A popular speaker at the national level, Hart has made numerous speaking presentations nationally and presented seminars on such topics as student-athlete welfare, marketing, gender equity, facility master planning, negotiation skills and personnel transition. He was an instructor at the National Association of Collegiate Directors of Athletics Management Institute for 10 years and currently is an annual presenter at the Division I-A Athletics Directors' Institute sharing with peers his knowledge and experiences relating to athletics administration.

Hart met his wife, the former Pam Humble, while at Alabama. Pam is a 1970 graduate of The University of Alabama, and the couple has three children: Rick, who serves currently as the athletic director at UT Chattanooga, Jamie and Kelly. The Harts are the grandparents of five grandchildren: Trevor, Caroline, McKinley, Olivia and Kingsley.

■ EXECUTIVE ATHLETICS STAFF



**JON GILBERT**  
EXECUTIVE SENIOR  
ASSOCIATE  
ATHLETICS DIRECTOR



**CHRIS FULLER**  
SENIOR ASSOCIATE  
ATHLETICS DIRECTOR  
FOR DEVELOPMENT AND  
EXTERNAL RELATIONS



**DR. JOE SCOGIN**  
SENIOR ASSOCIATE  
ATHLETICS DIRECTOR/  
ASSISTANT PROVOST



**JIMMY STANTON**  
SENIOR ASSOCIATE  
ATHLETICS DIRECTOR,  
COMMUNICATIONS



**DONNA THOMAS**  
SENIOR ASSOCIATE  
ATH. DIRECTOR/  
SENIOR WOMAN  
ADMINISTRATOR



**MIKE VOLLMAR**  
SENIOR ASSOCIATE  
ATHLETICS DIRECTOR



**MIKE WARD**  
SENIOR ASSOCIATE ATH.  
DIRECTOR FOR ADMIN. &  
SPORT PROGRAMS



■ SENIOR ATHLETICS STAFF



**JOE ARNONE**  
ASSOCIATE AD -  
TICKET OPERATIONS



**ANGIE BOYD-KECK**  
ASST. AD-BUSINESS/  
INTERNAL AFFAIRS



**JIMMY DELANEY**  
ASST. AD - SALES &  
MARKETING



**TODD DOOLEY**  
ASSISTANT AD -  
COMPLIANCE



**DAVID ELLIOTT**  
ASSISTANT AD -  
EVENT MANAGEMENT



**GREG HULEN**  
ASSOCIATE AD -  
DEVELOPMENT



**TYLER JOHNSON**  
ASSOCIATE AD -  
BUSINESS/  
INTERNAL AFFAIRS



**DAVE LAWSON**  
DIRECTOR OF  
STRENGTH &  
CONDITIONING



**JASON McVEIGH**  
ASSOCIATE AD -  
DIRECTOR OF  
SPORTS MEDICINE



**THOMAS MOATS**  
DIR. - INFORMATION  
TECHNOLOGY



**BRAD  
PENDERGRASS**  
DIRECTOR -  
FOOTBALL OPS



**CARMEN TEGANO**  
ASSOCIATE AD



**DARA WORRELL**  
ASSOCIATE AD



**JASON YELLIN**  
ASSISTANT AD -  
MEDIA RELATIONS



**KEVIN ZURCHER**  
ASSISTANT AD -  
FACILITIES



**STEVE EARLY**  
VOL NETWORK  
GENERAL MANAGER



2013-14  
**TENNESSEE  
LADY VOLS**

---



# CIERRA BURDICK

## FORWARD

**11**
**JUNIOR • 2L • 6-2**
**CHARLOTTE, N.C. • BUTLER H.S.**

### CAREER HONORS

- SEC Academic Honor Roll -- 2013
- SEC Player of the Week -- 2012-13 (March 4)
- SEC First-Year Academic Honor Roll -- 2012
- SEC Freshman of the Week -- 2011-12 (Feb. 20)

### 2012-13 - SOPHOMORE

- Was a presence on the boards as a sophomore, leading Tennessee in rebounding on nine occasions and hitting double figures in caroms six times.
- Had five double-doubles and scored in double figures 11 times.
- Missed eight games after fracturing the fourth metacarpal in her shooting hand on Dec. 31.
- Started 11 of the first 12 games of the season before being injured, worked her way back into the starting lineup for five games but then came off the bench the last eight games of the season.
- Scored 15 points and added a career-high 14 rebounds in reserve during an 82-72 victory over No. 19/19 Texas A&M that clinched the SEC regular-season title.
- Named the Regions Bank Player of the Game after finishing with 14 points, eight rebounds, two assists and two blocks against Florida in UT's 82-73 win in the SEC Tournament quarterfinals.
- Earned her first SEC Player of the Week honor after recording her third double-double in four games, scoring 11 points and grabbing 11 rebounds at No. 10/10 Kentucky on March 3.
- Recorded her third double-double of the season racking up 15 points and 13 rebounds against Auburn in Knoxville on Feb. 21.
- Grabbed a team-best nine rebounds and contributed nine points in a career-best 33 minutes as UT won a thriller at LSU on Feb. 7.
- Notched her second career double-double, posting 15 points and 10 boards in the victory over her home-state school, No. 22/nr North Carolina, on Dec. 2.
- Tied her then-career high in rebounds as she grabbed a team-best 10 boards at No. 23/23 Miami while also playing a career-best 32 minutes.
- Named the Auto Zone Player of the Game in the 71-54 victory over No. 22/20 Georgia Tech as she recorded new career highs in points (16), field goals made (6) and 3-pointers made (3).

### 2011-12 - FRESHMAN

- One of only four Lady Vols to play in all 36 games, getting the starting nod in three-consecutive games from Jan. 26 to Feb. 2.
- Ranked third on team in field goal percentage at .463, connecting on 63 of 136 tries.
- Hit double figures in scoring five times and broke into the scoring column in 27 contests.
- Averaged 5.8 points and 3.5 rebounds per contest in SEC play as a rookie.
- Came off the bench to score a then-career-high 15 points and added three steals and two boards in 24 minutes vs. #20/21 DePaul (12/11).
- Tied her then-career high with 15 points vs. LSU (1/19),

connecting on five of 10 attempts in a career-best 31 minutes of duty.

- Posted her first career double-double, tallying 14 points on five-of-six shooting and pulling down 10 rebounds in 26 minutes of action off the bench vs. Middle Tennessee (11/29).
- Named SEC Freshman of the Week on Feb. 20 after games vs. Mississippi State (2/16) and Ole Miss (2/19).
- Contributed 10 points on five-of-six shooting along with seven boards in the win over Mississippi State (2/16) and produced 10 points and six boards in 18 minutes off the bench at Ole Miss.
- Earned her first career start at Alabama (1/26) and scored nine points and tied her high for minutes with 31.
- Posted a 4.00 grade point average during the spring.

### USA/AAU BASKETBALL

- Her USA U19 team was named USA Basketball's Team of the Year after bringing home the gold from the 2011 World Championships in Puerto Montt, Chile.
- Along with UT teammate Ariel Massengale, USA went 8-1 as Burdick chipped in 5.7 ppg and 6.0 rpg in 14.2 minutes of duty.
- Also won gold medals at both the 2010 FIBA U17 World Championship and 2009 FIBA Americas U16 Championship.
- On the AAU circuit, she played for Boo Williams in 2010; Team Unique from 2007-2009; Carolina Comets in 2003 and 2004, and the Queen City Jewels in 2002, 2005 and 2006.

### HIGH SCHOOL

- Helped her Butler teams compile an 86-7 record over three years.
- Averaged 23.1 ppg., 15.3 rpg., 5.4 apg., 5.0 bpg. and 4.1 spg. as a senior, while shooting 61.0 percent from the field, 48.0 percent from three-point land and 85.0 percent from the free throw line in leading the Bulldogs to a 30-1 mark and the North Carolina Class 4A state quarterfinals.
- Averaged 18.9 ppg., 10.3 rpg., 3.5 apg., 2.5 spg. and 1.6 bpg. as a junior in 2009-10 to propel Butler to the North Carolina Class 4A state title and a 26-4 record.
- As a sophomore in 2008-09, she averaged 12.8 ppg., 11.1 rpg., 1.8 apg., 2.1 spg. and 1.4 bpg. in pacing her team to a 30-2 record.
- She started her high school basketball career at South Mecklenburg High School (S.C.) and averaged 10.9 ppg., 7.4 rpg. and 1.4 apg. as a freshman in 2007-08.
- McDonald's, Parade, USA Today and WBCA High School All-American (2011).
- Parade third team and ESPN Rise All-America first team (2010).
- Gatorade North Carolina Girls Basketball Player of the Year (2010, 2011).
- Associated Press North Carolina Player of the Year (2011) and Co-Player of the Year (2010).
- Charlotte Observer North Carolina Ms. Basketball.
- Charlotte Observer Mecklenburg County Co-Player of the Year (2010) and All-Mecklenburg First Team (2010).

- Charlotte Observer All-State first team (2009, 2010, 2011).
- MVP of the North Carolina Class 4A state title game (2010), scoring 28 points and grabbing 14 rebounds.

## PERSONAL

- Full name is Cassidie Cierra Burdick.
- Born on Sept. 30, 1993, in Charlotte, N.C.
- Parents are Lisa Burdick and Derrick Heard.
- Has a brother, C.J. (9), and twin sisters, Emma and Jillian Heard (13).
- Had open heart surgery (ASD repair) when she was two years old.
- Says the most impressive person she ever met is her mom, because “she’s the strongest person I know, and there isn’t an obstacle she hasn’t overcome.”

- A gifted student, she earned a weighted 4.28 GPA and was a member of the National Honor Society.
- Active in her community, she served as lead counselor for her school’s basketball camp and volunteered with several charities, including the U.S. Marine Corps Toys for Tots Foundation.
- Created a community outreach program with other UT student-athletes called “DREAM” team.
- Her great grandfather, Lloyd Burdick, played tackle for the NFL’s Chicago Bears with Red Grange and Bronko Nagurski in 1931-32.
- Cierra is majoring in communications and would like to pursue a career in broadcast journalism.
- Recipient of Emily Yoakum Winner’s Circle Scholarship.
- Cierra’s Twitter handle is @C\_Burdick11.

## BURDICK’S CAREER STATISTICS

Season	GP-GS	MIN/MPG	FGs	FG Pct	3FGs	3FG Pct	FTs	FT Pct	O-R	Reb	RPG	PF-FO	Asst	TO	Blk	Stl	Pts	PPG
11-12	36-3	485/13.5	63-136	.463	4-12	.333	35-46	.761	33-68-101	2.8	45-0	34	40	21	10	165	4.6	
12-13	27-16	657/24.3	86-190	.453	6-17	.353	49-64	.766	68-111-179	6.6	71-1	41	53	21	23	227	8.4	
<b>Totals</b>	<b>63-19</b>	<b>1142/18.1</b>	<b>149-326</b>	<b>.457</b>	<b>10-29</b>	<b>.345</b>	<b>84-110</b>	<b>.764</b>	<b>101-179-280</b>	<b>4.4</b>	<b>116-1</b>	<b>75</b>	<b>93</b>	<b>42</b>	<b>33</b>	<b>392</b>	<b>6.2</b>	

## 2012-13 SEASON HIGHS

<b>Points:</b>	16 // Georgia Tech, 11/11/12
<b>Rebounds:</b>	14 // Texas A&M, 2/28/13
<b>Assists:</b>	4 // Miami, 11/18/12*
<b>Steals:</b>	3 // Rutgers, 12/30/12*
<b>Blocks:</b>	4 // Kentucky, 3/3/13
<b>Field Goals:</b>	7 // Texas, 12/16/12
<b>3-Pointers:</b>	3 // Georgia Tech, 11/11/12
<b>Free Throws:</b>	5 // Oklahoma, 3/31/13*
<b>Minutes:</b>	33 // LSU, 2/7/13

## SEC HIGHS

<b>Points:</b>	15 // Texas A&M, 2/28/13*
<b>Rebounds:</b>	14 // Texas A&M, 2/28/13
<b>Assists:</b>	3 // Miss. State, 1/31/13*
<b>Steals:</b>	1 // Miss. State, 1/31/13*
<b>Blocks:</b>	4 // Kentucky, 3/3/13
<b>Field Goals:</b>	5 // Miss. State, 2/16/12*
<b>3-Pointers:</b>	1 // Kentucky, 3/3/13*
<b>Free Throws:</b>	5 // Texas A&M, 2/28/13
<b>Minutes:</b>	33 // LSU, 2/7/13*

\*Indicates most recent high

## CAREER HIGHS

<b>Points:</b>	16 // Georgia Tech, 11/11/12
<b>Rebounds:</b>	14 // Texas A&M, 2/28/13
<b>Assists:</b>	9 // Old Dominion, 12/28/11
<b>Steals:</b>	3 // Rutgers, 12/30/12*
<b>Blocks:</b>	4 // Kentucky, 3/3/13
<b>Field Goals:</b>	7 // Texas, 12/16/12
<b>3-Pointers:</b>	3 // Georgia Tech, 11/11/12
<b>Free Throws:</b>	7 // DePaul, 12/11/11
<b>Minutes:</b>	33 // LSU, 2/7/13

## NCAA HIGHS

<b>Points:</b>	13 // Oklahoma, 3/31/13*
<b>Rebounds:</b>	8 // Oral Roberts, 3/23/13
<b>Assists:</b>	2 // Creighton, 3/25/13
<b>Steals:</b>	2 // Oklahoma, 3/31/13*
<b>Blocks:</b>	2 // DePaul, 3/19/12
<b>Field Goals:</b>	5 // Oral Roberts, 3/23/13
<b>3-Pointers:</b>	1 // Oral Roberts, 3/23/13
<b>Free Throws:</b>	5 // Oklahoma, 3/31/13
<b>Minutes:</b>	23 // Oklahoma, 3/31/13

GENERAL

STAFF

PLAYERS

REVIEW

HISTORY

FACILITIES

NCAA

SEC

RECORDS

MEDIA INFO





# ANDRAYA CARTER

## GUARD

## 14

RS-FRESHMAN • RS • 5-9

FLOWERY BRANCH, GA. • BUFORD H.S.

### CAREER HONORS

- SEC First-Year Academic Honor Roll -- 2013

### 2012-13 - FRESHMAN

- Started the first five games and played in seven contests as rookie before redshirting due to injury.
- Injured her right shoulder vs. Miami and later re-injured it vs. Middle Tennessee and North Carolina.
- Had surgery on that shoulder on Dec. 13 to repair a labral tear and missed remainder of the season.
- Became the 17th freshman to start her first career game as a Lady Vol, notching four points, two rebounds and two steals in 17 minutes against Chattanooga.
- Had four assists, four rebounds, three points and only one turnover in 36 minutes in a start at No. 22/20 Georgia Tech that gave Holly Warlick her first victory as head coach.
- Led the Lady Vols to another key early-season road victory, going 4-5 from the arc and 4-4 from the free throw line for a career-high 16 points in 28 minutes at No. 23/23 Miami.
- Shot 90 percent from the charity stripe (9-10) in her limited action as a true freshman.

### USA/AAU BASKETBALL

- Member of the 2010 USA Youth Olympic Games Team that posted a 6-1 slate and captured the bronze medal in Singapore.
- Participated in the 2009 USA U16 National Team Trials.
- Played AAU ball for Georgia Elite.

### HIGH SCHOOL

- Ranked No. 21 on HoopGurlz Class of 2012 ESPNU 100 Rankings.
- Honored as a 2010 ESPN Rise Underclass All-American.
- Missed more than half of her senior season while recovering

from a torn ACL in her left knee and played last few games of her career with a partially-separated shoulder.

- Had career highs of 31 points (2009) and 13 rebounds (2010).
- Averaged 14.8 points, 6.6 rebounds and 3.7 steals as a junior.
- Numbers included 17.6 points, 6.5 rebounds, 4.7 assists, 5.7 steals and 2.2 blocks as a sophomore.
- Georgia Sports Writers Association All-State First Team (2009, 2010, 2011), Honorable Mention (2012) and GSWA Player of the Year (2010, 2011).
- Georgia Athletic Coaches Association All-State (2009-12) and GACA Player of the Year in (2011).
- Atlanta Tip-Off Club All-Metro Team (2009, 2010, 2011, 2012).
- Atlanta Journal Constitution All-Gwinnett County First Team (2009, 2010, 2011) and Second Team (2012).
- Gainesville Times Player of the Year (2011) and All-Area Team (2009, 2010, 2011).
- Gwinnett Tip-Off Club Player of the Year (2010, 2011).
- 6AA All-Region (2009, 2010, 2011, 2012) and Region 6AA Player of the Year (2010, 2011).
- Led Buford to AA state titles from 2009-11 and a runner-up finish in 2012.

### PERSONAL

- Full name is Andraya "Draya" Nichole Carter.
- Born on Nov. 12, 1993, in Decatur, Ga., and signed with UT on her 18th birthday.
- Parents are Gary "Tyke" and Jessica Lhamon.
- Siblings include Allie, Zoey and Curt Lhamon and Chris and Shay Carter.
- Has a pet snake named "Nothing."
- Majoring in communication studies.
- Recipient of Richard and Donna Fraser Winner's Circle Scholarship
- Twitter handle is @DrayaNichole.

### CARTER'S CAREER STATISTICS

Season	GP-GS	MIN/MPG	FGs	FG Pct	3FGs	3FG Pct	FTs	FT Pct	O-R- Reb	RPG	PF-FO	Asst	TO	Blk	Stl	Pts	PPG
12-13	7-5	144/20.6	11-30	.367	6-16	.375	9-10	.900	3-8-11	1.6	14-0	13	10	1	9	37	5.3
<b>Totals</b>	<b>7-5</b>	<b>144/20.6</b>	<b>11-30</b>	<b>.367</b>	<b>6-16</b>	<b>.375</b>	<b>9-10</b>	<b>.900</b>	<b>3-8-11</b>	<b>1.6</b>	<b>14-0</b>	<b>13</b>	<b>10</b>	<b>1</b>	<b>9</b>	<b>37</b>	<b>5.3</b>

### 2012-13 SEASON HIGHS

<b>Points:</b>	16 // Miami, 11/18/12
<b>Rebounds:</b>	4 // Georgia Tech, 11/11/12
<b>Assists:</b>	4 // Georgia Tech, 11/11/12
<b>Steals:</b>	4 // Alcorn State, 11/25/12
<b>Blocks:</b>	1 // Rice, 1/15/12
<b>Field Goals:</b>	4 // Miami, 11/18/12
<b>3-Pointers:</b>	4 // Miami, 11/18/12
<b>Free Throws:</b>	4 // Miami, 11/18/12
<b>Minutes:</b>	36 // Georgia Tech, 11/11/12

\*Indicates most recent high

### CAREER HIGHS

<b>Points:</b>	16 // Miami, 11/18/12
<b>Rebounds:</b>	4 // Georgia Tech, 11/11/12
<b>Assists:</b>	4 // Georgia Tech, 11/11/12
<b>Steals:</b>	4 // Alcorn State, 11/25/12
<b>Blocks:</b>	1 // Rice, 1/15/12
<b>Field Goals:</b>	4 // Miami, 11/18/12
<b>3-Pointers:</b>	4 // Miami, 11/18/12
<b>Free Throws:</b>	4 // Miami, 11/18/12
<b>Minutes:</b>	36 // Georgia Tech, 11/11/12





# BASHAARA GRAVES

**FORWARD**

**12**

**SOPHOMORE • 1L • 6-2**

**CLARKSVILLE, TENN. • CLARKSVILLE H.S.**

## CAREER HONORS

- Wooden Award Preseason Top 30 -- 2014
- "Wade Watch" List -- 2014
- Media Preseason All-SEC -- 2014
- Full Court National Freshman of the Year -- 2013
- Full Court First-Team Freshman All-American -- 2013
- WBCA Honorable Mention All-American -- 2013
- WBCA All-Region 3 Nominee -- 2013
- Coaches SEC Freshman of the Year -- 2013
- Associated Press SEC Newcomer of the Year -- 2013
- Coaches All-SEC First Team -- 2013
- Associated Press All-SEC Second Team -- 2013
- Coaches SEC All-Freshman Team -- 2013
- SEC First-Year Academic Honor Roll -- 2013
- SEC Freshman of the Week -- 2012-13 (Nov. 12, Dec. 3, Dec. 31, Jan. 14)
- Volscars Women's Co-Rookie of the Year -- 2013

## 2012-13 - FRESHMAN

- Was the Lady Vols' No. 1 rebounder (8.0) and No. 2 scorer (13.2) as a rookie, ranking seventh and 11th overall (No. 1 in both among freshmen), respectively, in the SEC in those categories.
- Graves' rebounding and scoring averages ranked No. 4 and No. 10, respectively, among all-time freshmen at Tennessee.
- Led Tennessee and was fourth in the SEC in double-doubles as a freshman, posting 10 such performances.
- In UT history, only Chamique Holdsclaw (16) and Sheila Frost (11) had more double-doubles as freshmen than Graves, who tied Candace Parker with 10 and was one ahead of Tamika Catchings (9).
- Among those were double-double efforts vs. Stanford (15 pts., 12 reb.), Notre Dame (19/13) and Louisville (11/10).
- Posted a double-double in her second career game, tallying 18 points and 12 rebounds, to go along with four steals, in a key early win at No. 22/20 Georgia Tech.
- Scored in double figures 29 times in 35 games, including the first eight contests of the season.
- Notched a career-high 23 points (8-11 FG/7-7 FT) and added eight rebounds in the SEC home-opener vs. No. 10/11 Georgia.
- While surrounded by three defensive players, she scored UT's game-winning basket with .8 seconds remaining in the Lady Vols' 64-62 victory at LSU and finished with 17 points.
- Corralled at least 10 rebounds on 11 occasions as a freshman, tying for fifth-most in the conference.
- Had a career-best 14 rebounds vs. Rutgers and also contributed 11 points in a 66-47 home victory.

## USA/AAU BASKETBALL

- Four time gold medalist with USA Basketball.
- Played on the USA U19 squad that captured gold at the 2013 U19 Championships in Lithuania, starting all nine contests as the Americans went undefeated.
- She averaged 8.4 points and 6.2 rebounds, and led the

team with a .592 field goal percentage.

- Played on the gold-medal-winning USA Basketball U18 National Team at the 2012 FIBA Americas Championship for Women in Gurabo, Puerto Rico, on Aug. 15-19.
- Averaged 7.4 points, 6.8 rebounds and 19.4 minutes over five contests.
- Previously was a member of the gold medal-winning Team USA U16 team at FIBA Americas and U17 squad at FIBA World Championships.
- Played AAU ball with the Clarksville Lady Shox.

## HIGH SCHOOL

- During her four-year career, she started all 135 games and amassed 2,397 points, 1,591 rebounds, 493 assists, 297 steals and 348 blocked shots.
- Averaged 21.3 points, 11.8 rebounds, 3.4 assists, 2.5 steals and 2.3 blocks as a senior while shooting 63.9 percent from the field and 73.7 percent from the free throw line.
- Had points/rebounds averages of 17.9/13.9 as junior, 14.0/12.0 as a sophomore and 15.3/10.1 as a freshman.
- Ranked No. 5 on HoopGurlz Class of 2012 ESPNU 100 Rankings.
- ESPN, McDonald's, Parade Magazine and WBCA All-American (2012).
- All-USA First Team by USA Today and MaxPreps All-America Third Team (2012).
- Parade Magazine All-America Fourth Team (2010).
- ESPN Rise Underclass All-American (2010).
- Tallied 12 rebounds and seven points in 2012 McDonald's All-American Game, hitting a free throw with 0.3 seconds remaining to give the East a 79-78 victory.
- Played in 2012 WBCA All-American Game, joining UT teammate Jasmine Jones on the victorious White squad.
- Gatorade Tennessee Girls Basketball Player of the Year (2012).
- Tennessee Sports Writers Association Class 3A All-State Team (2010, 2011, 2012).
- The Leaf-Chronicle All-Area Girls Basketball Player of the Year (2011, 2012).
- District 10AAA and Region 9AAA MVP (2011, 2012) and four-time All-District 10AAA.
- Led her team to a 37-1 record as a senior, with the lone loss coming in the Class 3A state semifinals.
- Had 28 points and 22 rebounds in Clarksville's 2012 TSSAA AAA state quarterfinal game.

## PERSONAL

- Full name is Bashaara Keyana Graves
- Born on March 17, 1994, in Clarksville, Tenn.
- Mother is Keinya Graves.
- Siblings include brothers Donovan Young and Giovanni Marshall and sisters Ke'Undrea Ogburn and Semajia Ogburn.
- An exploratory student in the College of Arts & Sciences.
- Recipient of the Tom & Peg Haynes Olympic Development Endowment.
- Bashaara's Twitter handle is @BASH931.

GENERAL

STAFF

PLAYERS

REVIEW

HISTORY

FACILITIES

NCAA

SEC

RECORDS

MEDIA INFO



## GRAVES' CAREER STATISTICS

Season	GP-GS	MIN/MPG	FGs	FG Pct	3FGs	3FG Pct	FTs	FT Pct	O-R	Reb	RPG	PF-FO	Asst	TO	Blk	Stl	Pts	PPG
12-13	35-34	1046/29.9	165-316	.522	0-4	.000	131-187	.701	120-161	281	8.0	64-1	42	66	13	49	461	13.2
<b>Totals</b>	<b>35-34</b>	<b>1046/29.9</b>	<b>165-316</b>	<b>.522</b>	<b>0-4</b>	<b>.000</b>	<b>131-187</b>	<b>.701</b>	<b>120-161</b>	<b>281</b>	<b>8.0</b>	<b>64-1</b>	<b>42</b>	<b>66</b>	<b>13</b>	<b>49</b>	<b>461</b>	<b>13.2</b>

## 2012-13 SEASON HIGHS

<b>Points:</b>	23 // Georgia, 1/6/13
<b>Rebounds:</b>	14 // Rutgers, 12/30/12
<b>Assists:</b>	5 // Auburn, 2/21/13
<b>Steals:</b>	4 // LSU, 2/7/13*
<b>Blocks:</b>	2 // Davidson, 12/28/12*
<b>Field Goals:</b>	9 // Alabama, 1/20/13*
<b>3-Pointers:</b>	--
<b>Free Throws:</b>	9 // Notre Dame, 1/28/13
<b>Minutes:</b>	40 // Notre Dame, 1/28/13

## CAREER HIGHS

<b>Points:</b>	23 // Georgia, 1/6/13
<b>Rebounds:</b>	14 // Rutgers, 12/30/12
<b>Assists:</b>	5 // Auburn, 2/21/13
<b>Steals:</b>	4 // LSU, 2/7/13*
<b>Blocks:</b>	2 // Davidson, 12/28/12*
<b>Field Goals:</b>	9 // Alabama, 1/20/13*
<b>3-Pointers:</b>	--
<b>Free Throws:</b>	9 // Notre Dame, 1/28/13
<b>Minutes:</b>	40 // Notre Dame, 1/28/13

## SEC HIGHS

<b>Points:</b>	23 // Georgia, 1/6/13
<b>Rebounds:</b>	12 // Florida, 1/13/13
<b>Assists:</b>	5 // Auburn, 2/21/13
<b>Steals:</b>	4 // LSU, 2/7/13
<b>Blocks:</b>	1 // Kentucky, 3/3/13*
<b>Field Goals:</b>	9 // Alabama, 1/20/13
<b>3-Pointers:</b>	--
<b>Free Throws:</b>	7 // Arkansas, 2/24/13*
<b>Minutes:</b>	38 // Florida, 1/13/13

## NCAA HIGHS

<b>Points:</b>	11 // Louisville, 4/2/13*
<b>Rebounds:</b>	10 // Louisville, 4/2/13
<b>Assists:</b>	3 // Louisville, 4/2/13*
<b>Steals:</b>	3 // Louisville, 4/2/13*
<b>Blocks:</b>	1 // Louisville, 4/2/13*
<b>Field Goals:</b>	3 // Louisville, 4/2/13*
<b>3-Pointers:</b>	--
<b>Free Throws:</b>	5 // Louisville, 4/2/13*
<b>Minutes:</b>	28 // Louisville, 4/2/13

\*Indicates most recent high



## ISABELLE HARRISON

CENTER

20

JUNIOR • 2L • 6-3

NASHVILLE, TENN. • HILLSBORO H.S.

## CAREER HONORS

- SEC Academic Honor Roll -- 2013.
- SEC First-Year Academic Honor Roll -- 2012.

## 2012-13 - SOPHOMORE

- Posted double-doubles in two of her first three games as a sophomore, establishing herself as a consistent inside scorer and rebounding threat for Tennessee.
- Ended up posting six double-doubles on the season and notched double-digit scoring performances on 14 occasions and rebounding efforts 10 times.
- Did so despite missing 10 games due to injuries to her right ankle (Texas - 1 game) left knee (Notre Dame - 6 games) and right knee (Texas A&M regular season - 3 games).
- Posted career highs at South Carolina in UT's victorious SEC opener with 18 points, 14 rebounds and seven blocked shots in 35 minutes, and also added two steals and an assist while hitting nine of 12 shots from the field vs. the #18/15 Gamecocks.
- That blocks total vs. USC tied for fourth-highest ever by a Lady Vol.
- Also had six blocked shots to go along with 10 points and five rebounds in an overtime win over Middle Tennessee.

- Also had 18 points the game before vs. Rutgers, while adding 11 rebounds, six steals, two assists and a block.
- Also had 18 points and 11 boards vs. North Carolina, helping UT to a key early season win over the No. 22/nr Tar Heels.
- After missing the SEC Tournament with a right knee injured suffered vs. No. 13/15 Texas A&M in the regular season, Harrison returned for the NCAA Tournament and played well against Oklahoma in the Oklahoma City Regional Semifinal game with 12 points, eight rebounds and three blocks.
- She had 11 points and six boards vs. No. 16/17 Louisville in the OKC Regional Final.
- Ranks seventh in UT history in career blocks per game average after two seasons at 1.23.

## 2011-12 - FRESHMAN

- Scored in double figures three times as a freshman while appearing in 30 games.
- Ranked fifth on the team with 17 blocked shots.
- Came off the bench against Chattanooga (1/3) to knock down a career-high 13 points against the Lady Mocs and tie her career best with five field goals in a season-best 20 minutes of duty.

- Recorded 10 points against Old Dominion (12/28), tying a career best with five field goals in 14 minutes.
- Saw 19 minutes in reserve at Alabama (1/26), recording 10 points and six rebounds in the win.
- Was credited with being the spark that helped the Lady Vols pull away from #7 Miami (1/15), scoring four points and adding two boards and a block in nine minutes off the bench.
- Came up with five points, four rebounds and a blocked shot in eight minutes off the bench against Auburn (2/5) and was called the catalyst in the win by Coach Summitt.
- Carded 19 minutes of action against Middle Tennessee (11/29), registering seven points and nine rebounds.
- Earned action in the NCAA First Round, entering the contest to tally three points and four rebounds in 11 minutes vs. UT Martin (3/17).
- Started attending classes at UT in June, enabling her to get in the weight room and also play in the Pilot Rocky Top League, where she got experience competing with and against former and current Lady Vols.

## USA/AAU BASKETBALL

- Harrison was an AAU teammate of fellow Lady Vol Ariel Massengale, playing for the Tennessee Flight.
- The Flight won the 2010 Nike Nationals in Augusta, Ga., going undefeated in the process.
- USA Basketball U17 team trial invitee (2010).

## HIGH SCHOOL

- Helped Hillsboro to a 36-1 record en route to the 2009 Tennessee AAA State Championship.

- Shot 61.0 percent from the field as a senior, averaging 19.3 ppg. (491 points) and 13.1 rpg. (255 rebounds) with 7.1 blocks per contest (131 blocked shots).
- Garnered all-district and second-team all-state accolades (2011).
- Averaged 14.6 ppg. and 9.6 rpg. with 38 blocks and 51 steals as a junior.
- All-District and All-Region (2010).
- Tallied 430 points, averaging 11.6 ppg, in addition to posting 255 rebounds, 78 steals and 52 blocks as a sophomore in 2008-09.

## PERSONAL

- Full name is Isabelle Hannah "Izzy" Harrison.
- Born on Sept 27, 1993, in Nashville, Tenn.
- Parents are Dennis and Ida Harrison.
- Family includes 11 siblings: Idette, 34, Dennis, Jr. 33, Danielle, 32, David, 30, Dianne, 28, Daniel, 26, Della, 24, DeeDee, 23, Isaiah, 20, Ian, 17 and Dorie, 14.
- Two of her older brothers, D.J. and David, play basketball overseas.
- Played volleyball in high school, and her older sister, DeeDee, played volleyball at Tennessee.
- Her father played in the NFL for 10 seasons with the Philadelphia Eagles, the then-Los Angeles Rams, San Francisco 49ers and Atlanta Falcons.
- Majoring in communication studies.
- Recipient of Perry Stuart Smith Women's Basketball Scholarship Endowment
- Izzy's Twitter handle is @OMG\_itsizzyb.

## HARRISON'S CAREER STATISTICS

Season	GP-GS	MIN/MPG	FGs	FG Pct	3FGs	3FG Pct	FTs	FT Pct	O-R- Reb	RPG	PF-FO	Asst	TO	Blk	Stl	Pts	PPG
11-12	31-0	259/8.4	33-90	.367	0-1	.000	36-58	.621	38-45-83	2.7	40-1	3	23	17	7	102	3.3
12-13	25-17	519/20.8	97-200	.485	0-0	.000	44-63	.698	60-128-188	7.5	52-0	23	68	52	26	238	9.5
<b>Totals</b>	<b>56-17</b>	<b>778/13.9</b>	<b>130-290</b>	<b>.448</b>	<b>0-1</b>	<b>.000</b>	<b>80-121</b>	<b>.661</b>	<b>98-173-271</b>	<b>4.8</b>	<b>92-1</b>	<b>26</b>	<b>91</b>	<b>69</b>	<b>33</b>	<b>340</b>	<b>6.1</b>

## 2012-13 SEASON HIGHS

<b>Points:</b>	18 // South Carolina, 1/3/13*
<b>Rebounds:</b>	15 // Missouri, 1/10/13
<b>Assists:</b>	3 // Alabama, 1/20/13
<b>Steals:</b>	6 // Rutgers, 12/30/12
<b>Blocks:</b>	7 // South Carolina, 1/3/13
<b>Field Goals:</b>	9 // South Carolina, 1/3/13
<b>3-Pointers:</b>	-----
<b>Free Throws:</b>	7 // Chattanooga, 11/9/12
<b>Minutes:</b>	35 // Auburn, 1/17/13

## SEC HIGHS

<b>Points:</b>	18 // South Carolina, 1/3/13*
<b>Rebounds:</b>	15 // Missouri, 1/10/13
<b>Assists:</b>	3 // Alabama, 1/20/13
<b>Steals:</b>	2 // Auburn, 1/17/13*
<b>Blocks:</b>	7 // South Carolina, 1/3/13
<b>Field Goals:</b>	9 // South Carolina, 1/3/13
<b>3-Pointers:</b>	-----
<b>Free Throws:</b>	6 // Alabama, 1/20/13
<b>Minutes:</b>	35 // Auburn, 1/17/13

## CAREER HIGHS

<b>Points:</b>	18 // South Carolina, 1/3/13*
<b>Rebounds:</b>	15 // Missouri, 1/10/13
<b>Assists:</b>	3 // Alabama, 1/20/13
<b>Steals:</b>	6 // Rutgers, 12/30/12
<b>Blocks:</b>	7 // South Carolina, 1/3/13
<b>Field Goals:</b>	9 // South Carolina, 1/3/13
<b>3-Pointers:</b>	-----
<b>Free Throws:</b>	7 // Chattanooga, 11/9/12
<b>Minutes:</b>	35 // Auburn, 1/17/13

## NCAA HIGHS

<b>Points:</b>	12 // Oklahoma, 3/31/13
<b>Rebounds:</b>	8 // Oklahoma, 3/31/13
<b>Assists:</b>	1 // Oklahoma, 3/31/13*
<b>Steals:</b>	1 // Oklahoma, 3/31/13*
<b>Blocks:</b>	3 // Oklahoma, 3/31/13*
<b>Field Goals:</b>	5 // Oklahoma, 3/31/13
<b>3-Pointers:</b>	-----
<b>Free Throws:</b>	4 // Creighton, 3/25/13
<b>Minutes:</b>	29 // Louisville, 4/2/13

\*Indicates most recent high



# JASMINE JONES

## FORWARD

## 2

SOPHOMORE • 1L • 6-2  
MADISON, ALA. • BOB JONES H.S.

### 2012-13 - FRESHMAN

- Was Tennessee's first player off the bench in 18 of 35 games as a freshman, and she played in all 35 contests.
- Perhaps the most athletic player on the roster, she hit double figures in scoring on five occasions and in rebounding once.
- Averaging 4.7 points and 3.9 rebounds for the entire season, she elevated her numbers to 6.0 points and 4.0 rebounds in NCAA tournament play.
- Scored a career-high 14 points and added eight points, four blocks an assist and a steal vs. Alabama, which happens to be her mom's alma mater.
- Grabbed a career-best 11 rebounds in only her second college game, also contributing six points and an assist as Tennessee bounced back from a season-opening loss with a big road victory over No. 16/20 Georgia Tech.
- Posted 12 points, seven boards, four assists and a block in the SEC opener vs. No. 13/11 Georgia.
- Worked hard for 10 points and nine caroms in road win at no. 12/20 Texas.

### USA/AAU BASKETBALL

- Played AAU ball for the Southern Starz.

### HIGH SCHOOL

- Ranked No. 39 on HoopGurlz ESPNU 100 Rankings.
- WBCA All-American (2012).

- Played in 2012 WBCA All-American Game, joining UT teammate Bashaara Graves on the winning White squad.
- Gatorade State Player of the Year (2012).
- 6A Player of the Year (2011, 2012).
- 6A All-State First Team (2010, 2011, 2012).
- 6A State Championship MVP (2011).
- North/South All-Star MVP (2011).
- Alabama Miss Basketball (2012).
- Huntsville Times Elite Basketball POY (2010, 2012).
- Birmingham Super 5 (2010, 2011, 2012).
- Averaged 21 points, 12 rebounds, four assists and three blocks as a senior and shot 57 percent from the floor.
- Averaged 14 points, 15 rebounds and four assists as a junior and 17, 10 and two, respectively, as a sophomore.
- Career highs were 38 pts. (2010) and 20 rebounds (2012).
- Led BJHS to a state title in 2011 and second place in 2012.

### PERSONAL

- Full name is Jasmine Daishawn Jones.
- Born on Sept. 29, 1993, in Huntsville, Ala.
- Mother is Latrish Jones, a former standout player at Alabama.
- Member of honor roll at Bob Jones High School.
- Was a 5-8 high jumper for the BJHS track team.
- An exploratory student in the College of Arts & Sciences.
- Recipient of the Doris Lewis Winner's Circle Scholarship.
- Jasmine's Twitter handle is @dai\_jones02.

### JONES' CAREER STATISTICS

Season	GP-GS	MIN/MPG	FGs	FG Pct	3FGs	3FG Pct	FTs	FT Pct	O-R- Reb	RPG	PF-FO	Asst	TO	Blk	Stl	Pts	PPG
12-13	35-1	565/16.1	69-155	.445	0-2	.000	28-47	.596	53-83-136	3.9	51-1	24	52	10	31	166	4.7
<b>Totals</b>	<b>35-1</b>	<b>565/16.1</b>	<b>69-155</b>	<b>.445</b>	<b>0-2</b>	<b>.000</b>	<b>28-47</b>	<b>.596</b>	<b>53-83-136</b>	<b>3.9</b>	<b>51-1</b>	<b>24</b>	<b>52</b>	<b>10</b>	<b>31</b>	<b>166</b>	<b>4.7</b>

### 2012-13 SEASON HIGHS

<b>Points:</b>	14 // Alabama, 1/20/13
<b>Rebounds:</b>	11 // Georgia Tech, 11/11/12
<b>Assists:</b>	4 // Georgia, 1/6/13
<b>Steals:</b>	4 // Ole Miss, 2/10/13
<b>Blocks:</b>	4 // Alabama, 1/20/13
<b>Field Goals:</b>	6 // Vanderbilt, 2/17/13
<b>3-Pointers:</b>	-----
<b>Free Throws:</b>	4 // Alabama, 1/20/13
<b>Minutes:</b>	28 // Missouri, 1/10/13

### SEC HIGHS

<b>Points:</b>	14 // Alabama, 1/20/13
<b>Rebounds:</b>	8 // Alabama, 1/20/13
<b>Assists:</b>	4 // Georgia, 1/6/13
<b>Steals:</b>	4 // Ole Miss, 2/10/13
<b>Blocks:</b>	4 // Alabama, 1/20/13
<b>Field Goals:</b>	6 // Vanderbilt, 2/17/13
<b>3-Pointers:</b>	-----
<b>Free Throws:</b>	4 // Alabama, 1/20/13
<b>Minutes:</b>	28 // Missouri, 1/10/13

### CAREER HIGHS

<b>Points:</b>	14 // Alabama, 1/20/13
<b>Rebounds:</b>	11 // Georgia Tech, 11/11/12
<b>Assists:</b>	4 // Georgia, 1/6/13
<b>Steals:</b>	4 // Ole Miss, 2/10/13
<b>Blocks:</b>	4 // Alabama, 1/20/13
<b>Field Goals:</b>	6 // Vanderbilt, 2/17/13
<b>3-Pointers:</b>	-----
<b>Free Throws:</b>	4 // Alabama, 1/20/13
<b>Minutes:</b>	28 // Missouri, 1/10/13

### NCAA HIGHS

<b>Points:</b>	7 // Oral Roberts, 3/23/13
<b>Rebounds:</b>	5 // Oklahoma, 3/31/13
<b>Assists:</b>	1 // Louisville, 4/2/13*
<b>Steals:</b>	2 // Creighton, 3/25/13
<b>Blocks:</b>	-----
<b>Field Goals:</b>	3 // Oklahoma, 3/31/13*
<b>3-Pointers:</b>	-----
<b>Free Throws:</b>	3 // Oral Roberts, 3/23/13
<b>Minutes:</b>	20 // Oral Roberts, 3/23/13

\*Indicates most recent high



# ARIEL MASSENGALE

**POINT GUARD**

**5**

JUNIOR • 2L • 5-7

BOLINGBROOK, ILL. • BOLINGBROOK H.S.

## CAREER HONORS

- Preseason Coaches Second-Team All-SEC -- 2012-13
- Full Court Freshman All-America First Team -- 2012
- SEC All-Freshman Team -- 2012
- SEC Freshman of the Week -- 2011-12 (12/5, 1/16)

## 2012-13 - SOPHOMORE

- Came off the bench the first four games before establishing herself as the starting point guard in 30 contests.
- Scored in double figures 13 times and led the team in three-pointers on 10 occasions while averaging 7.9 points and 4.5 assists per contest.
- That assist average ranked her sixth in the SEC last season for all games, and her 5.1 apg average in league contests rated her fifth.
- Her 4.7 career assists per game average through two seasons stands No. 3 all-time at Tennessee.
- Scored a career-high 15 points and added seven assists, three rebounds and a steal in 37 minutes vs. No. 12/20 Texas.
- Posted her second career double-double, tallying 10 points and 10 assists in a home win over Auburn.
- Had nine assists vs. No. 2/3 Notre Dame and eight vs. Ole Miss.
- Scored 15 points and chipped in four assists, two steals and a block in the overtime win over Middle Tennessee.
- Connected on 10-of-10 free throws and finished with 14 points in a key early road win at No. 23/23 Miami.
- Attempted the third highest free throw total on the team, connecting on .778 (70-90) of her tries.
- Scored 13 vs. Oral Roberts and 11 vs. Creighton in home NCAA tournament games.

## 2011-12 - FRESHMAN

- Appeared in 33 games, getting 24 starts and scoring in double figures on 10 occasions.
- Started in opener vs. Pepperdine (11/13), becoming only the 14th freshman to start her first game as a Lady Vol after being anointed UT's point guard in March by Pat Summitt while she was still in high school.
- Recorded 162 assists as a rookie, the most-ever by a UT freshman and the eighth-best total in school history.
- Ranked second in the SEC with that total, as well, with an average of 4.9 per game.
- Led the league in assist-to-turnover ratio at 2.1.
- Fourth best free throw shooter in the league at .776 (66-85).
- Named SEC Freshman of the Week on Jan. 16 after dishing out a Lady Vol rookie-record 12 assists in a home win over Vanderbilt (Jan. 15).
- Also named SEC Freshman of the Week on Dec. 5 after scoring 14 vs. Middle Tennessee and 10 vs. Texas and dishing out five assists in each game.
- Also hit double figures in assists against Alabama, posting 11 against the Tide (1/26).
- Shot a perfect 6-6 from the floor (4-4 from three) to collect a career-high 19 points against Chattanooga (1/3).
- Came up one assist shy of a double-double against Georgia (1/5), hitting for 19 points for the second straight game and adding nine assists.

- Hit six of nine shots against MTSU (11/29), contributing 14 points in the win.
- Against #7 Miami (11/15), she fell one assist shy of a double-double, putting up 11 points and nine assists against the Hurricanes.
- Helped UT to SEC Tourney championship game win, sinking nine of 10 free throws vs. LSU (3/4).

## USA/AAU BASKETBALL

- Four-time gold medalist with USA Basketball.
- Massengale was a member of the 2013 USA World University Games team, averaging 4.0 points and 2.5 assists for a team that was 6-0 and struck gold in Kazan, Russia.
- In the summer of 2011, won a gold medal at the 2011 USA Basketball U19 World Championships (7.2 ppg./4.3 apg./4.3 rpg.) in Puerto Montt, Chile, playing alongside UT teammate Cierra Burdick.
- Broke a USA U19 record with 39 assists for the tournament and was fourth among all players at the World Championships.
- Also won gold medals at both the 2010 FIBA U17 World Championship (10.1 ppg./5.4 apg.) and 2009 FIBA Americas U16 Championship (12.0 ppg./4.8 apg./3.4 rpg.).
- On the AAU circuit, she played for Tennessee Flight Silver in 2010; played for Illinois Dream Team from 2007-2009.

## HIGH SCHOOL

- Averaged 16.0 ppg., 7.0 apg. and 4.0 spg. as a senior (2010-11).
- Helped BHS capture back-to-back-to-back state titles (2009, 2010, 2011).
- Put up 13.5 ppg., 5.5 apg., 4.2 rpg. and 4.0 spg. as a junior (2009-10).
- Numbers as a sophomore (2008-09) included 13.6 ppg., 5.0 apg., 4.0 rpg. and 2.6 spg.
- Averaged 15.0 ppg., 5.0 rpg., 4.5 apg. and 3.2 spg. as a freshman (2007-08).
- McDonald's High School All-American and WBCA High School All-American (2011).
- USA Today All-USA First Team (2011) and Second Team (2009, 2010).
- Parade Magazine All-American (2011) and Parade Second Team (2010), ESPN Rise All-America First Team (2010 and 2011).
- Gatorade Illinois Girls Basketball Player of the Year (2011).
- Illinois Basketball Coaches Association (IBCA), Associated Press and Champaign News Gazette 3A/4A All-State First Team (2010, 2011).
- Chicago Tribune All-State (2010) and All-Area (2009).
- Herald News Co-Player of the Year (2010) and All-Area (2008, 2009, 2010, 2011).
- Illinois Class 3A/4A All-State Second Team by the IBCA, Associated Press and Champaign News Gazette (2009), and IBCA All-State Third Team (2008).
- All-Southwest Suburban Blue Conference first team (2008, 2009).

## PERSONAL

- Full name is Ariel Chanel Massengale.
- Born on June 10, 1993, in Downers Grove, Ill.

GENERAL

STAFF

PLAYERS

REVIEW

HISTORY

FACILITIES

NCAA

SEC

RECORDS

MEDIA INFO



## PLAYERS

- Parents are Carvel and Anita Massengale.
- Older brother, Avery, is 29.
- Both sets of Ariel's grandparents live in Middle Tennessee
- Her brother Avery played college football, as did her father.
- Other relatives with collegiate careers include Wayne

- Buckingham (basketball), Barry Stewart (basketball) and Lendel Massengale (football).
- Ariel is majoring in recreation and sport management.
- Recipient of the Marion D. Hoppe Winner's Circle Scholarship.
- Ariel's Twitter handle is @Aye\_Mass5.

### ■ MASSENGALE'S CAREER STATISTICS

Season	GP-GS	MIN/MPG	FGs	FG Pct	3FGs	3FG Pct	FTs	FT Pct	O-R-Reb	RPG	PF-FO	Asst	TO	Blk	Stl	Pts	PPG
11-12	33-24	936/28.4	77-199	.387	25-75	.333	66-85	.776	13-64-77	2.3	61-1	162	76	2	45	245	7.4
12-13	35-50	1085/31.0	86-232	.371	34-97	.351	70-90	.778	3-88-91	2.6	60-0	158	92	1	35	276	7.9
<b>Totals</b>	<b>68-54</b>	<b>2021/29.7</b>	<b>163-431</b>	<b>.378</b>	<b>59-172</b>	<b>.343</b>	<b>136-175</b>	<b>.777</b>	<b>16-152-168</b>	<b>2.5</b>	<b>121-1</b>	<b>320</b>	<b>168</b>	<b>3</b>	<b>80</b>	<b>521</b>	<b>7.7</b>

### ■ 2012-13 SEASON HIGHS

<b>Points:</b>	15 // Texas, 12/16/12*
<b>Rebounds:</b>	6 // Missouri, 1/10/13*
<b>Assists:</b>	10 // Auburn, 2/21/13
<b>Steals:</b>	3 // Alcorn State, 11/25/12
<b>Blocks:</b>	1 // LSU, 2/7/13
<b>Field Goals:</b>	6 // Vanderbilt, 2/17/13
<b>3-Pointers:</b>	3 // Oral Roberts, 3/23/13
<b>Free Throws:</b>	10 // Miami, 11/18/12
<b>Minutes:</b>	42 // Florida, 1/13/13

### ■ SEC HIGHS

<b>Points:</b>	19 // Georgia, 1/5/12
<b>Rebounds:</b>	6 // Missouri, 1/10/13*
<b>Assists:</b>	12 // Vanderbilt, 1/15/12
<b>Steals:</b>	4 // Auburn, 2/5/12
<b>Blocks:</b>	1 // LSU, 2/7/13
<b>Field Goals:</b>	8 // Georgia, 1/5/12
<b>3-Pointers:</b>	2 // Vanderbilt, 2/17/13*
<b>Free Throws:</b>	9 // LSU, 3/4/12
<b>Minutes:</b>	42 // Florida, 1/13/13

\*Indicates most recent high

### ■ CAREER HIGHS

<b>Points:</b>	19 // Georgia, 1/5/12*
<b>Rebounds:</b>	6 // Missouri, 1/10/13*
<b>Assists:</b>	12 // Vanderbilt, 1/15/12
<b>Steals:</b>	4 // Auburn, 2/5/12
<b>Blocks:</b>	1 // LSU, 2/7/13
<b>Field Goals:</b>	8 // Georgia, 1/5/12
<b>3-Pointers:</b>	4 // Chattanooga, 1/3/12
<b>Free Throws:</b>	10 // Miami, 11/18/12
<b>Minutes:</b>	42 // Florida, 1/13/13

### ■ NCAA HIGHS

<b>Points:</b>	13 // Oral Roberts, 3/23/13
<b>Rebounds:</b>	3 // Louisville, 4/2/13*
<b>Assists:</b>	6 // Oral Roberts, 3/23/13
<b>Steals:</b>	3 // Creighton, 3/25/13
<b>Blocks:</b>	1 // Baylor, 3/26/12*
<b>Field Goals:</b>	3 // Creighton, 3/25/13*
<b>3-Pointers:</b>	3 // Oral Roberts, 3/23/13
<b>Free Throws:</b>	4 // Oral Roberts, 3/23/13*
<b>Minutes:</b>	36 // Oklahoma, 3/31/13*



# NIA MOORE

**CENTER**

**1**

SOPHOMORE • 1L • 6-3  
CHICAGO, ILL. • BOLINGBROOK H.S.

### 2012-13 - FRESHMAN

- Saw action in 20 games and was in the starting lineup vs. Davidson.
- Wore No. 21 during her first year at UT before switching to No. 1 after her rookie season.
- Scored in double figures in a pair of games for the Lady Vols.
- Tossed in a career-high 12 points vs. Ole Miss, connecting on four-of-five shots from the field and four-of-four from the free throw line.
- First double-figure scoring game came vs. Alcorn State, when she rang up 10 points and added a career-best seven boards in a career-high 18 minutes of action.
- Had the highest free throw percentage on the team, hitting four-of-four charity attempts vs. North Carolina, Mis-

issippi State and Ole Miss.

- Blocked two shots in home games vs. Missouri and Alabama.
- Played vs. Oral Roberts, Creighton and Oklahoma in the NCAA Tournament.

### USA/AU BASKETBALL

- Played summer ball with the Illinois Dream Team.

### HIGH SCHOOL

- Illinois Basketball Coaches Association 3A-4A All-State Second Team (2012).
- *Chicago Tribune* All-State special-mention selection.
- Rated a three-star recruit by HoopGurlz and the 82nd-

best forward in her class nationally.

- Labeled as a shot-blocker/changer by HoopGurlz.
- Averaged nine points, seven rebounds and 2.2 blocks as a senior.
- Was one of seven players on that team to sign with an NCAA Division I school.
- Played with her twin sister, Annaya, and Lady Vol teammate Ariel Massengale at Bolingbrook High School.
- Helped BHS win at state title in 2010-11 after transferring from Morgan Park High School.
- Originally signed with Illinois, but asked for, and was granted, a release.

## MOORE'S CAREER STATISTICS

Season	GP-GS	MIN/MPG	FGs	FG Pct	3FGs	3FG Pct	FTs	FT Pct	O-R-Reb	RPG	PF-FO	Asst	TO	Blk	Stl	Pts	PPG
12-13	20-1	154/7.7	19-46	.413	0-0	.000	17-18	.944	18-20-38	1.9	18-0	4	14	11	7	55	2.8
<b>Totals</b>	<b>20-1</b>	<b>154/7.7</b>	<b>19-46</b>	<b>.413</b>	<b>0-0</b>	<b>.000</b>	<b>17-18</b>	<b>.944</b>	<b>18-20-38</b>	<b>1.9</b>	<b>18-0</b>	<b>4</b>	<b>14</b>	<b>11</b>	<b>7</b>	<b>55</b>	<b>2.8</b>

## 2012-13 SEASON HIGHS

<b>Points:</b>	12 // Ole Miss, 2/10/13
<b>Rebounds:</b>	7 // Alcorn State, 11/25/12
<b>Assists:</b>	2 // Oral Roberts, 3/23/13
<b>Steals:</b>	2 // Alabama, 1/20/13
<b>Blocks:</b>	2 // Alabama, 1/20/13*
<b>Field Goals:</b>	4 // Ole Miss, 2/10/13*
<b>3-Pointers:</b>	-----
<b>Free Throws:</b>	4 // Ole Miss, 2/10/13*
<b>Minutes:</b>	18 // Alcorn State, 11/25/12

## SEC HIGHS

<b>Points:</b>	12 // Ole Miss, 2/10/13
<b>Rebounds:</b>	3 // Ole Miss, 2/10/13*
<b>Assists:</b>	1 // Alabama 1/20/13
<b>Steals:</b>	2 // Alabama 1/20/13
<b>Blocks:</b>	2 // Alabama 1/20/13*
<b>Field Goals:</b>	4 // Ole Miss, 2/10/13
<b>3-Pointers:</b>	-----
<b>Free Throws:</b>	4 // Ole Miss, 2/10/13*
<b>Minutes:</b>	13 // Alabama 1/20/13

\*Indicates most recent high

## PERSONAL

- Full name is Nia Amina Moore.
- Born Sept. 11, 1993, in Chicago, Ill.
- Mother is Ayanna Moore.
- Twin sister, Annaya, is a manager for the Lady Vol basketball team.
- Other siblings include Cameron, Kalil and Jeff.
- Interested in psychology as a major.
- Recipient of the Sam & Millie Gelber Winner's Circle Scholarship and the MiniFIBERS, Inc. Women's Basketball Enhancement Endowment.

## CAREER HIGHS

<b>Points:</b>	12 // Ole Miss, 2/10/13
<b>Rebounds:</b>	7 // Alcorn State, 11/25/12
<b>Assists:</b>	2 // Oral Roberts, 3/23/13
<b>Steals:</b>	2 // Alabama, 1/20/13
<b>Blocks:</b>	2 // Alabama, 1/20/13*
<b>Field Goals:</b>	4 // Ole Miss, 2/10/13*
<b>3-Pointers:</b>	-----
<b>Free Throws:</b>	4 // Ole Miss, 2/10/13*
<b>Minutes:</b>	18 // Alcorn State, 11/25/12

## NCAA HIGHS

<b>Points:</b>	2 // Oral Roberts 3/23/13
<b>Rebounds:</b>	2 // Oral Roberts 3/23/13
<b>Assists:</b>	2 // Oral Roberts 3/23/13
<b>Steals:</b>	-----
<b>Blocks:</b>	1 // Oral Roberts 3/23/13
<b>Field Goals:</b>	1 // Oral Roberts 3/23/13
<b>3-Pointers:</b>	-----
<b>Free Throws:</b>	-----
<b>Minutes:</b>	7 // Oral Roberts 3/23/13



# JORDAN REYNOLDS

## GUARD

# 0

FRESHMAN • HS • 5-11  
PORTLAND, ORE. • CENTRAL CATHOLIC H.S.

### USA/AAU BASKETBALL

- Participated in USA tryouts for U19 team in 2013 and U16 in 2011 but was not chosen for those squads.
- Played on AAU club Team Concept along with fellow Oregonian Mercedes Russell.

### HIGH SCHOOL

- Rated No. 26 player nationally by Women's Basketball Insider.
- Ranked No. 40 by Full Court and No. 42 by ESPNU/HoopGurlz.

- That organization ranks her as the No. 10 guard in the class and a four-star recruit.
- Blue Star rates her as the No. 53 overall player in the class.
- Chosen a McDonald's All-American and a fourth-team MaxPreps All-American (2013).
- Tallied 10 points, 11 rebounds, three assists and a steal to help West triumph at the McDonald's All-American game in Chicago on April 3.
- Played in the 19th-annual Buffalo Wild Wings Northwest Shootout on April 20, 2013, representing Oregon in an all-star game vs. players from Washington.



- Class 6A Player of the Year (2012)
- Class 6A All-State First Team (2012, 2013)
- Class 5A All-State Second Team (2011) while playing at Jefferson High School.
- Averaged 18.5 points per contest as a senior during the 2013 season.
- Scored a double-double of 15 points and 13 rebounds and added six assists as Central Catholic won its first-ever 6A state title (2013).
- Named to OSAA Class 6A All-Tournament Team for her play in state tourney.
- Averaged 18.3 points, 7.5 rebounds, 5.0 assists and 4.9 steals as a junior.
- Was on Jefferson's 5A state title team in 2010.
- Member of student council and was on the honor roll at CCHS.

## PERSONAL

- Full name is Jordan Aires Reynolds.
- Born on Aug. 4, 1995, in Portland, Ore.
- Parents are Kimberly James and Gary Thomas, and her stepfather is Mark James.
- Her mom played at San Diego State, and her aunt, Deborah Lange, played at Oregon.
- Siblings include Kevin, Darius, Ariel and Payton Reynolds.
- Ariel is a 6-2 forward at the University of Utah.
- Jordan's high school coach, Sandy Dickerson, spent her prep days at Springfield High School, alma mater of UT teammate and fellow Oregonian Mercedes Russell.
- An exploratory student in the College of Arts & Sciences.
- Recipient of the Lloyd Lawson Thornton Winners' Circle Scholarship.
- Twitter handle is @kobeereynolds.



# MERCEDES RUSSELL

## CENTER

## 21

FRESHMAN • HS • 6-6

SPRINGFIELD, ORE. • SPRINGFIELD H.S.

## USA/AAU BASKETBALL

- Has won two gold medals in international play with USA Basketball, playing for former Lady Vol Jill Rankin-Schneider on both occasions.
- Member of USA squad that won FIBA U17 World Championship in Amsterdam, The Netherlands, in August 2012.
- Started all eight games for the U17 squad, averaging 8.9 points and 6.9 rebounds and hitting 64.0% from the field.
- Also struck gold in June 2011 with the USA U16 team at the FIBA Americas Championship in Merida, Mexico.
- Set USA U16 single-game records for rebounds (15) and blocks (5) and tournament records for rebounds (11.4) and blocks (4.0) averaged.
- Started all five games, contributing 11.6 points, 11.4 rebounds and 4.0 blocks for that unit.

## HIGH SCHOOL

- Named No. 1 player in the nation in 2013 by HoopGurlz/ESPN and Women's Basketball Insider.
- Blue Star Basketball and Full Court both ranked her as the No. 2 player.
- Highest ranked player to sign with Tennessee since Candace Parker in 2004.
- Gatorade National Girls Basketball Player of the Year (2013).
- Was presented the award on March 20 by Olympic gold medalist and WNBA star Maya Moore.
- Attended 2013 ESPYS as Gatorade National Female Athlete of the Year finalist.
- American Family Insurance All-USA Girls Basketball First Team (2013).
- Finalist for Naismith Girls High School Player of the Year (2013).

- Named a WBCA and McDonald's All-American and a first-team MaxPreps All-American (2013).
- Named MVP of McDonald's All-American game in Chicago on April 3, turning in 16 points, 12 rebounds and three blocked shots.
- Class 5A State Player of the Year (2011, 2012, 2013).
- Class 5A All-State First team (2011, 2012, 2013)
- Led Springfield to a pair of 5A state titles (2011, 2012) and a runner-up finish (2013).
- Averaged 25.1 points, 12.3 rebounds, 5.5 blocks, 3.9 assists and 2.0 steals as a senior.
- Finished her prep career with 2,273 points to rank number four all-time in the state.
- Also added 1,642 rebounds and 562 blocked shots during her career.
- Averaged 26.0 points, 15.0 rebounds, 6.0 blocks and 5.0 assists as a junior.
- Produced 24.5 points, 15.0 rebounds and 5.0 blocks per contest as a sophomore.
- Honor roll student at SHS.

## PERSONAL

- Full name is Mercedes Briann Russell.
- Born on July 27, 1995, in Springfield, Ore.
- Parents are Tammy Hill and Lorenzo Russell.
- Shoots right-handed but writes with her left hand.
- Lists Candace Parker as a role model.
- Joins Kelley Cain and Vonda Ward as the three tallest players in UT history at 6-6.
- An exploratory student in the College of Arts & Sciences.
- Recipient of the Betty J. Basler Winner's Circle Scholarship.
- Twitter handle is @MerSladezz.





# MEIGHAN SIMMONS

**GUARD**

**10**

SENIOR • 3L • 5-9

CIBOLO, TEXAS • BYRON P. STEELE H.S.

## CAREER HONORS

- Wooden Award Preseason Top 30 -- 2014
- "Wade Watch" List - 2014
- Media Preseason SEC Player of the Year - 2014
- Media Preseason All-SEC - 2014
- Associated Press Third-Team All-American -- 2013
- Full Court Third-Team All-American -- 2013
- WBCA Honorable Mention All-American -- 2013
- WBCA All-Region 3 Nominee -- 2013
- WBCA Honorable Mention All-American -- 2013
- Coaches SEC Co-Player of the Year -- 2013
- Coaches First-Team All-SEC -- 2013
- Associated Press First-Team All-SEC -- 2013
- State Farm Wade Trophy Finalist -- 2013
- Naismith College Player of Year Finalist -- 2013
- Wooden Player of the Year Finalist -- 2013
- State Farm Wade Trophy Finalist -- 2013
- State Farm Wade Trophy Watch list -- 2013
- espnW National Player of the Week -- 2012-13 (Dec. 3)
- SEC Player of the Week -- 2012-13 (Dec. 3)
- Coaches Preseason All-SEC First Team -- 2012-13
- Media Preseason Second-Team All-SEC -- 2012-13
- Naismith Award Candidate -- 2011-12
- Preseason All-SEC First Team -- 2011-12
- AP Honorable Mention All-American -- 2011
- AP & Coaches All-SEC Second Team -- 2011
- Coaches SEC Freshman of the Year -- 2011
- AP SEC Newcomer of the Year -- 2011
- Coaches SEC All-Freshman Team -- 2011
- SEC Freshman of the Week -- 2010-11 (12/6, 12/20, 2/10)
- Naismith Award Top-30 Candidate -- 2010-11
- SEC Freshman of the Week -- 2010-11 (12/6/10, 12/20/10, 2/10/11)
- Paradise Jam All-Tournament Team -- 2010

## 2012-13 - JUNIOR

- Scored a team-leading 589 points as a junior to move into 21st on UT's all-time scoring list with 1,487.
- Needs only 513 more points to become the fifth Lady Vol to tally 2,000 points in a career.
- Second-leading scorer in the SEC for all games in 2012-13, averaging 16.8 points per contest, but was No. 1 in SEC games only with a 19.3 average.
- Finished the season ranked second among active SEC career scorers behind Kentucky's A'dia Mathies (2,014).
- Led the SEC in free throw percentage at 85.1 (86-101) and was third-best in three-point field goal percentage at 36.5 (69-189).
- Improved her career scoring average to 13.8 points per game, tying her for 10th all-time at Tennessee.
- Scored in double figures 31 times in 2012-13 and has done so 79 times in her career.
- Hit for 20 or more points on 10 occasions as a junior and now has accomplished that feat 20 times in her career.
- Fired in a career-high 33 points in a 102-57 victory over No. 22/nr North Carolina on Dec. 2, 2012.
- Nailed 69 threes as a junior, raising her career total to 183 and ranking fourth on the all-time Lady Vol list.
- Had back-to-back efforts of 27 and 29 points in road games on Jan. 13 and Jan. 17 to help Tennessee topple

Florida in overtime and notch a come-from-behind win at Auburn.

- From Dec. 30, 2012 vs. Rutgers until March 25, 2013, Meighan scored in double figures in 22-straight games.
- Knocked home four of five three-point attempts vs. Florida in the SEC Tournament and finished with 20 points.
- Connected on her final nine free throw tries of the season and was 31 of 34 (91.2) over her last nine games of the campaign.
- Made all of her free throw attempts in a game on 17 occasions in 2012-13.

## 2011-12 - SOPHOMORE

- Team's third-leading scorer as a sophomore, and the top underclass point-producer, averaging 11.1 per contest.
- Scored at a 15.0 clip during the NCAA Tournament.
- One of four Lady Vols appearing in all 36 games, starting 22 of them.
- Team's second-leading three-point shooter, drilling 51 in 164 tries.
- Scored in double figures on 21 occasions, including three out of four NCAA Tournament games, and ended her sophomore season with 48 career double-digit scoring outputs at UT.
- Reached 20 points on five occasions, including two of her last four games.
- Led UT with 25 points versus Kentucky (2/13), notching her season- and SEC-high mark.
- Netted an NCAA personal-best scoring output against Kansas in the NCAA Regional Semifinal, firing in 22 points.
- Paced UT in scoring against UT Martin (3/17) in the first round of the NCAA Tournament, tallying 20 points on 7-13 shooting (season-best 4-7 from three).
- Led UT in scoring against Auburn (1/1) with 20 points and was named AutoZone Player of the Game.
- Also hit for 20 points at Vanderbilt (2/9) on 5-11 shooting.
- Clocked 36 minutes off the bench against #7 Miami (1/15), went 3-5 from behind the arc and tallied 18 points with four rebounds and three assists.

## 2010-11 - FRESHMAN

- Named to the Paradise Jam All-Tournament team after leading Tennessee with 13.0 ppg. in three games versus Missouri, Georgia Tech and Georgetown at the three-day event in the U.S. Virgin Islands from Nov. 25-27.
- Led Tennessee in scoring at 13.5 ppg and assists at 2.8 app.
- Scored in double figures 27 times, with five games of 20 or more points.
- Shot 92.3 percent from the line (24-26) in conference play.
- Sparked Tennessee's season-opening win over Louisville (11/12) at the Cardinals' brand new, sold out KFC Yum! Center with 22 points (9-of-20) and eight boards in 31 minutes off the bench in her memorable collegiate debut.
- Started her career with 13-straight double-figure scoring games.
- Only Chamique Holdsclaw began her UT career with more consecutive double-digit contests (14 in 1995-96).

GENERAL

STAFF

PLAYERS

REVIEW

HISTORY

FACILITIES

NCAA

SEC

RECORDS

MEDIA INFO



## PLAYERS

- Set a UT single-game record with eight threes and scored a career-high 28 points vs. Lamar (12/1).
- Finished with a game-high 26 points on 10-of-16 shooting (5-of-8 threes) versus Chattanooga.
- Set a then-Lady Vol freshman record with 11 assists against Alabama (Jan. 6).
- Starting her first game at point guard, she became the 10th Lady Vol ever to record a points-assists double-double, scoring 15 points along with 11 assists vs. 'Bama.
- Scored 23 points in 37 minutes versus Stanford (Dec. 19), sending the game to overtime with a three-pointer that knotted the game at 70-70 with 48 seconds left in regulation.
- Scored 22 points at Baylor (Dec. 14).
- Third SEC weekly honor came on Feb. 10 as she averaged 9.3 points and 3.0 assists in wins over Kentucky, Florida and Vanderbilt.
- Scored 18 points each in NCAA Tournament game victories over Marquette and Ohio State.

### USA/AAU BASKETBALL

- Played AAU basketball with Team Xpress Black.
- Guided Xpress to a third-place finish and was an All-American all-tournament selection at the 2009 Premier Basketball Report Super 64 National Championship.
- Selected for the Candace Parker Aces, an all-star team that traveled to Los Angeles, Calif., and Tokyo, Japan, for exhibition games.

### HIGH SCHOOL

- Shattered the 25-year-old San Antonio Metro Area career scoring record by tallying 3,406 points over four years at Byron P. Steele II High School in Cibolo, Texas.

- A 2010 McDonald's High School All-American, she captured Co-Most Valuable Player honors at the annual prep all-star contest after scoring a game-high 21 points in 14 minutes off the bench for the victorious West squad.
- Named a WBCA All-American in 2010 and ranked as the No. 24 prospect in the ESPN HoopGurlz 100.
- During her senior season in 2009-10, she scored a career-best 25.4 ppg., including a career-high 45-point outing against Alamo Heights, and averaged 6.1 rpg., 2.6 apg. and 4.1 spg.
- Garnered Texas Association of Basketball Coaches All-State and All-Region honors and Texas Girls Coaches Association All-State accolades (2008, 2009, 2010).
- Posted 24.2 ppg., 5.1 rpg., 2.7 apg. and 3.3 spg. in 39 games as a junior and 21.6 ppg., 4.3 rpg., 3.1 apg. and 3.6 spg. as a sophomore.

### PERSONAL

- Full name is Meighan Sharee Simmons.
- Nicknamed "Speedy" and called "one of the fastest players I've ever coached" by the legendary Pat Summitt.
- Born on Jan. 25, 1992, in Fayetteville, N.C.
- Parents are Wayne and Karolyn Simmons.
- Has two sisters, Tawanda Perry (32) and Tynessa (28), and four brothers, Wayne (26), Erin (25), Ryan (20) and Matthew (18).
- Brother Ryan plays football at Oklahoma State.
- Meighan is majoring in psychology.
- Recipient of the Landauer & Schmidt Winner's Circle Scholarship and the Elinor F. Reed Women's Basketball Scholarship Endowment.
- Meighan's Twitter handle is @AnointedOne10.

## SIMMONS' CAREER STATISTICS

Season	GP-GS	MIN/MPG	FGs	FG Pct	3FGs	3FG Pct	FTs	FT Pct	O-R- Reb	RPG	PF-FO	Asst	TO	Blk	Stl	Pts	PPG
10-11	37-36	974/26.3	183-438	.418	63-187	.337	71-96	.740	24-77-101	2.7	69-1	104	104	7	24	500	13.5
11-12	36-22	901/25.0	143-381	.375	51-164	.311	61-83	.735	22-59-81	2.3	47-0	47	72	12	30	398	11.1
12-13	35-35	1108/31.7	217-527	.412	69-189	.365	86-101	.851	33-93-126	3.6	76-0	73	93	11	50	589	16.8
<b>Totals</b>	<b>108-93</b>	<b>2983/27.6</b>	<b>543-1346</b>	<b>.403</b>	<b>183-540</b>	<b>.339</b>	<b>218-280</b>	<b>.779</b>	<b>79-229-308</b>	<b>2.9</b>	<b>192-1</b>	<b>224</b>	<b>269</b>	<b>30</b>	<b>104</b>	<b>1487</b>	<b>13.8</b>

## 2012-13 SEASON HIGHS

<b>Points:</b>	33 // UNC, 12/2/12
<b>Rebounds:</b>	7 // Kentucky, 3/3/13*
<b>Assists:</b>	5 // Georgia, 1/6/13
<b>Steals:</b>	5 // Auburn, 2/21/13
<b>Blocks:</b>	2 // Creighton, 3/25/13*
<b>Field Goals:</b>	12 // UNC, 12/2/12
<b>3-Pointers:</b>	4 // Louisville, 4/2/13*
<b>Free Throws:</b>	9 // Kentucky, 3/3/13
<b>Minutes:</b>	44 // Florida, 1/13/13

## SEC HIGHS

<b>Points:</b>	29 // Auburn, 1/17/13
<b>Rebounds:</b>	7 // Kentucky, 3/3/13*
<b>Assists:</b>	11 // Alabama, 1/6/11
<b>Steals:</b>	5 // Auburn, 2/21/13
<b>Blocks:</b>	1 // Texas A&M, 2/28/13*
<b>Field Goals:</b>	11 // Florida, 1/13/13
<b>3-Pointers:</b>	4 // Auburn, 2/21/13*
<b>Free Throws:</b>	9 // Kentucky, 3/3/13
<b>Minutes:</b>	44 // Florida, 1/13/13

\*Indicates most recent high

## CAREER HIGHS

<b>Points:</b>	33 // UNC, 12/2/12
<b>Rebounds:</b>	8 // Louisville, 11/12/13
<b>Assists:</b>	11 // Alabama, 1/6/11
<b>Steals:</b>	5 // Auburn, 2/21/13
<b>Blocks:</b>	2 // Creighton, 3/25/13*
<b>Field Goals:</b>	12 // UNC, 12/2/12
<b>3-Pointers:</b>	8 // Lamar, 12/1/10
<b>Free Throws:</b>	9 // Kentucky, 3/3/13
<b>Minutes:</b>	44 // Florida, 1/13/13

## NCAA HIGHS

<b>Points:</b>	22 // Kansas, 3/24/12
<b>Rebounds:</b>	6 // Baylor, 3/26/12
<b>Assists:</b>	5 // Ohio State, 3/26/11
<b>Steals:</b>	3 // Oral Roberts, 3/23/13
<b>Blocks:</b>	2 // Creighton, 3/25/13*
<b>Field Goals:</b>	9 // Kansas, 3/24/12
<b>3-Pointers:</b>	4 // Louisville, 4/2/13*
<b>Free Throws:</b>	3 // Oral Roberts, 3/23/13*
<b>Minutes:</b>	40 // Ohio State, 3/26/11







---

2012-13  
**REVIEW**

---

■ 2012-13 POSTSEASON NOTEBOOK

## PASSING THE BATON

### SUCCESSFUL TRANSITION FOR UT

- Tennessee executed a successful hand-off of leadership between legendary skipper Pat Summitt and first-year head coach Holly Warlick in 2012-13, managing to keep the program on track toward reaching its annual goals.
- After a first-game loss to Chattanooga, Warlick righted the ship and directed Tennessee toward a 27-8 overall record and a 14-2 mark in league play.
- Ranked 20th in the first AP poll of the season, Tennessee dropped to 24th briefly before climbing as high as No. 8 and then winding up the campaign at No. 10.

## SEC CHAMPS

### LADY VOLS WIN 17TH TROPHY

- In Warlick's first season at the helm, she led her troops to the SEC regular season championship, becoming only the second coach to accomplish that feat.
- Tennessee clinched the crown on its home floor, knocking off No. 13/15 Texas A&M, 82-72, on Feb. 28, 2013.
- The Lady Vols won the league crown on "Senior Night" at Thompson-Boling Arena, no less, with Kamiko Williams scorching the nets for a career-high 18 points and contributing seven rebounds and three assists in her finest hour and final regular-season game in orange.
- The title was the 17th in program history and the third in the past four seasons.

## NCAA ELITE EIGHT

### LADY VOLS FALL IN REGIONAL FINAL

- At the beginning of the season, no one expected Tennessee to contend for a berth in the NCAA Final Four, and yet the Lady Vols came within one win of punching their ticket to New Orleans.
- After defeating Oral Roberts (83-62) and Creighton (68-52) in Knoxville, and Oklahoma (74-59) in the Sooner State's capital city, Tennessee fell, 86-78, to Louisville in the Oklahoma City Regional Final game on April 2, 2013.
- Seniors Taber Spani and Kamiko Williams scored 20 and 12 points, respectively, in their final contest wearing Tennessee uniforms.
- Both seniors were named to the All-OKC Regional Team.
- It marked the third-straight campaign where the Big Orange's season came to an end in that round.
- In its 26th appearance in the NCAA Elite Eight, UT fell to 18-8 all-time in those contests and saw its record in regional play go to 44-13.
- After beating Oklahoma in the regional semifinal, Tennessee stands 26-5 in Sweet 16 play.

## LEAGUE AWARDS

### RECOGNITION FOR LADY VOL PLAYERS

- Meighan Simmons was named the 2013 SEC Co-Player of the Year by the coaches.
- Simmons also was a first-team All-SEC selection by both the coaches and Associated Press.
- Bashaara Graves was named SEC Freshman of the Year by the coaches and SEC Newcomer of the Year by the Associated Press.
- Graves also was a first-team All-SEC choice by the coaches and a second-team pick by AP.
- Senior Taber Spani was named to the SEC All-Tournament Team and the SEC Community Service Team and

was a Brad Davis SEC Community Service Post-Graduate Scholarship Nominee, earning \$5000.

## NATIONAL AWARDS

### ALL-AMERICA HONORS

- Meighan Simmons earned third-team All-America accolades by the Associated Press and Full Court.
- Bashaara Graves was named Full Court National Freshman of the Year and a first-team Full Court Freshman All-American.
- Both were WBCA honorable mention All-Americans.

## WARLICK HONORS

### NAMED COACH OF THE YEAR

- Holly Warlick was honored by several organizations as coach of the year in 2012-13.
- The WBCA membership voted Warlick the Spalding Maggie Dixon Division I Rookie Coach of the Year.
- League coaches chose her as the SEC Women's Basketball Coach of the Year.
- The Associated Press also selected the UT skipper as SEC Women's Basketball Coach of the Year.
- She was named Tennessee Sports Writers Association (TSWA) Women's Basketball Coach of the Year.
- Warlick also drew notice at UT's postseason awards banquet known as the Volscars, earning the title of Women's Team Coach of the Year.

## ACADEMIC ACCLAIM

### PLAYERS HONORED FOR CLASSWORK

- Five Lady Vols were recognized by the Southeastern Conference for their work in the classroom.
- Cierra Burdick, Isabelle Harrison and Taber Spani were named to the SEC Winter Academic Honor Roll.
- Andraya Carter and Bashaara Graves earned membership on the SEC First-Year Academic Honor Roll.
- Spani was named to the Capital One Academic All-District 3 squad.
- Spani received the Chancellor's Citation for Outstanding Scholarship.

## SENIORS STEP UP

### SPANI, WILLIAMS GO OUT STRONG

- Taber Spani and Kamiko Williams rose to the occasion as Tennessee seniors most always do, helping their team and the program weather a time of uncertainty.
- Spani, whose career had been plagued by injuries, brought her lunch pail to every practice and game, working tirelessly to produce the finest season of her career.
- Spani scored a career-best 11.1 points per contest to rank third on the team and averaged 4.5 rebounds to boot.
- She shot .855 from the free throw line and .446 from the three-point line.
- Spani delivered one of Tennessee's finest performances of the season, knocking down 33 points vs. Texas A&M in the SEC Tournament semifinals.
- Williams, meanwhile, averaged a career-best 7.4 points per outing, and she added 4.2 rebounds, 2.5 assists and 1.6 steals per contest.
- As a guard, Williams shot a sparkling .505 from the field as a senior, marking the highest shooting percentage by a UT guard since Semeka Randall hit at a .512 clip in 1998-99.
- Spani started 26 of 35 contests, while Williams got the

## 2011-12 POSTSEASON NOTEBOOK

nod in 10 of 35 games.

- After Cierra Burdick went out on Dec. 31 with a broken hand, Spani stepped into the starting lineup and started the final 23 games of the year.

## SEC STAT WATCH

### LADY VOLS ON THE LIST

- Tennessee paced the SEC in scoring (77.6 ppg.), 3FG% (.355), FT% (75.9), rebounding offense (43.3) and defensive rebounds (28.5).
- Meighan Simmons averaged 16.8 points to rank second in the SEC in all games and was tops in the league in scoring (19.3) in contests vs. conference opponents.
- Simmons finished the season with 1,487 points, second-most among active SEC players.
- Bashaara Graves posted 10 double-doubles in 2012-13, the most by an SEC freshman and fourth best in the league.
- Graves ranked 11th in the SEC in scoring (13.2 ppg.) and was seventh in rebounding (8.0 rpg.).
- Ariel Massengale was sixth in assists per game (4.5) and fifth in assist to turnover ratio (1.7).

## RECORD WATCH

### A LOOK AT THE NUMBERS

- Tennessee set a school record for best free throw percentage in a season, connecting on 525 of 692 attempts for a clip of .759.
- Meighan Simmons moved into 21st place on Tennessee's all-time scoring list, finishing the season with 1,487 points.
- Taber Spani also joined the 1,000-point club, checking in at No. 37 on the list with 1,053 points.
- Simmons moved up to No. 4 on the career three-pointers made list with 183, while Spani finished her career with 143 to rank eighth.
- Simmons' 69 threes in 2012-13 tied Shannon Bobbitt for the seventh-best season total by a Lady Vol.
- Spani finished with a .375 career three-point field goal percentage to rank ninth all-time at UT.
- Spani hit .855 percent of her free throws in 2012-13, the highest by a Lady Vol since Sid Spencer (.900, 2006-07).
- Spani ended up with a career free throw percentage of .808, which stacks up No. 7 at Tennessee.
- Ariel Massengale's 4.7 assists per game average ranks No. 3 on Tennessee's career list.
- Massengale has the No. 8 (162, 2011-12) and No. 9 (158, 2012-13) single-season assist totals in UT annals.
- Isabelle Harrison's blocks per game average of 2.080 in 2012-13 ranks as the seventh-best season average in school history.

## HONORING PAT

### SUMMITT'S BANNER RAISED TO RAFTERS

- UT hung its 11th banner of honor (sixth recognizing a woman) in Thompson-Boling Arena prior to the start of the Notre Dame game on Jan. 28, 2013, adding Summitt to that esteemed club.
- Previous Lady Vol player honorees include Holly Warlick (No. 22 -- Feb. 18, 1980), who has followed in her mentor's footsteps as Tennessee's head coach, Bridgette Gordon (No. 30 -- Jan. 17, 1990), Daedra Charles (No. 32 -- Dec. 28, 1991), Chamique Holdslaw (No. 23 -- Feb. 1, 2001) and Tamika Catchings (No. 24 -- Dec. 7, 2003).

- Vol honorees include coach Ray Mears and broadcaster John Ward (March 1, 2006), and players Bernard King (No. 53 -- Feb. 13, 2007), Ernie Grunfeld (No. 22 -- March 2, 2008) and Allan Houston (No. 20 -- March 6, 2011).

## ATTENDANCE RACE

### TENNESSEE TOPS THE LIST AGAIN

- Tennessee averaged a nation-leading 11,390 fans per game at Thompson-Boling Arena in 2012-13.
- The Lady Vols have led the nation in attendance the past 10 years and in 18 of the past 22 seasons.
- During the past 35 years, nearly nine million fans (8,798,141) have watched the University of Tennessee Lady Vols play basketball, including almost five million (4,905,912) at home.

## YOUNG TEAM

### INEXPERIENCED SQUAD TAKES COURT

- Tennessee ranked among the youngest teams in the nation in 2012-13, tying for 20th with Southern Mississippi with 1.091 years of experience per player.
- UT opponents with young teams included 5. Florida (9.09), t6. North Carolina (1.000), 13. Georgia Tech (1.067), 14. Texas (1.069), 19. Rice (1.083) and 39. South Carolina (1.250).
- The Lady Vols had five newcomers, including four freshmen, on their roster and only two seniors.

## WNBA CALLS AGAIN

### NEW YORK TAKES WILLIAMS

- The WNBA came calling for another UT player in 2013, when the New York Liberty selected guard Kamiko Williams with the 15th overall pick in the draft in round two.
- Williams was one of nine former Lady Vols to earn a roster spot during the 2013 WNBA season.
- Williams is one of 37 Tennessee players who have had the opportunity to play in the WNBA.
- Three Lady Vols made the 2013 WNBA All-Star Game over the summer, including the contest's MVP, Candace Parker, Tamika Catchings and Glory Johnson.



Kamiko Williams was drafted in the second round of the 2013 WNBA Draft with the 15th overall pick.

GENERAL

STAFF

PLAYERS

REVIEW

HISTORY

FACILITIES

NCAA

SEC

RECORDS

MEDIA INFO







## 2012-13 GAME-BY-GAME RESULTS

RECORD:	OVERALL	HOME	AWAY	NEUTRAL
<b>ALL GAMES</b>	27-8	16-2	9-4	2-2
<b>CONFERENCE</b>	14-2	8-0	6-2	0-0
<b>NON-CONFERENCE</b>	13-6	8-2	3-2	2-2
<b>NCAA</b>	3-1	2-0	0-0	1-1

DATE	TIME	OPPONENT	W/L	SCORE	ATTEND	HIGH POINTS	HIGH REBOUNDS
11/09/12	7:00 p.m.	at Chattanooga	L	71-80	8468	(23) Simmons, Meighan	(12) Harrison, Isabelle
11/11/12	2:00 p.m.	at #22/20 Ga. Tech	W	71-54	5517	(18) Graves, Bashaara	(12) Graves, Bashaara
11/15/12	7:00 p.m.	vs. Rice	W	101-48	10913	(22) Simmons, Meighan	(12) Harrison, Isabelle
11/18/12	2:00 p.m.	at #23/23 Miami	W	79-67	2524	(20) Graves, Bashaara	(10) Burdick, Cierra
11/25/12	2:00 p.m.	vs. Alcorn State	W	90-37	10609	(12) Simmons, Meighan	(7) Jones, Jasmine (7) Moore, Nia (7) Harrison, Isabelle
11/28/12	7:00 p.m.	vs. MTSU	W	88-81 (OT)	10768	(19) Simmons, Meighan	(12) Graves, Bashaara
12/02/12	1:00 p.m.	vs. #22/RV No. Carolina	W	102-57	11342	(33) Simmons, Meighan	(11) Harrison, Isabelle
12/16/12	1:00 p.m. CT	at #18/20 Texas	W	94-75	4784	(18) Simmons, Meighan	(10) Graves, Bashaara
12/18/12	7:00 p.m. CT	at #3/3 Baylor	L	53-76	9249	(16) Simmons, Meighan	(10) Williams, Kamiko
12/22/12	4:00 p.m.	vs. #1/1 Stanford	L	60-73	13016	(15) Graves, Bashaara	(12) Graves, Bashaara
12/28/12	7:00 p.m.	vs. Davidson	W	75-40	11059	(16) Graves, Bashaara	(10) Graves, Bashaara (10) Burdick, Cierra
12/30/12	1:00 p.m.	vs. #NR/RV Rutgers	W	66-47	12347	(18) Harrison, Isabelle	(14) Graves, Bashaara
01/03/13	9:00 p.m.	*at #18/15 So. Carolina	W	73-53	3939	(18) Harrison, Isabelle	(14) Harrison, Isabelle (18) Spani, Taber
01/06/13	1:00 p.m.	*vs. #10/11 Georgia	W	79-66	12319	(23) Graves, Bashaara	(8) Graves, Bashaara
01/10/13	8:00 p.m.	*vs. Missouri	W	84-39	10967	(18) Simmons, Meighan	(15) Harrison, Isabelle
01/13/13	11:30 a.m.	*at Florida	W	78-75 (OT)	2609	(27) Simmons, Meighan	(12) Graves, Bashaara
01/17/13	8:00 p.m. CT	*at Auburn	W	75-66	3312	(29) Simmons, Meighan	(11) Harrison, Isabelle (11) Graves, Bashaara
01/20/13	1:00 p.m.	*vs. Alabama	W	96-69	12512	(19) Graves, Bashaara	(8) Jones, Jasmine (8) Graves, Bashaara
01/24/13	8:00 p.m. CT	*at #RV/RV Vanderbilt	W	83-75	10154	(24) Spani, Taber	(9) Harrison, Isabelle
01/28/13	7:00 p.m.	vs. #2/3 Notre Dame	L	67-77	13556	(19) Graves, Bashaara	(13) Graves, Bashaara
01/31/13	7:00 p.m.	*vs. Miss. State	W	88-45	13011	(21) Simmons, Meighan	(13) Williams, Kamiko
02/03/13	1:00 p.m. CT	*at Missouri	L	63-80	4181	(14) Williams, Kamiko	(6) Graves, Bashaara (6) Williams, Kamiko
02/07/13	8:00 p.m. CT	*at LSU	W	64-62	4482	(18) Simmons, Meighan	(9) Burdick, Cierra
02/10/13	2:00 p.m.	*vs. Ole Miss	W	97-68	11727	(24) Simmons, Meighan	(11) Graves, Bashaara
02/17/13	5:00 p.m.	*vs. Vanderbilt	W	83-64	14716	(17) Simmons, Meighan	(8) Burdick, Cierra
02/21/13	7:00 p.m.	*vs. Auburn	W	83-61	10806	(24) Simmons, Meighan	(13) Burdick, Cierra
02/24/13	1:00 p.m. CT	*at Arkansas	W	60-54	3050	(18) Simmons, Meighan	(9) Graves, Bashaara
02/28/13	7:00 p.m.	*vs. #13/15 Texas A&M	W	82-72	12213	(18) Williams, Kamiko	(14) Burdick, Cierra
03/03/13	3:30 p.m.	*at #10/10 Kentucky	L	65-78	7965	(17) Simmons, Meighan	(11) Burdick, Cierra
03/08/13	Noon	#vs. Florida	W	82-73	4819	(20) Simmons, Meighan	(8) Burdick, Cierra
03/09/13	4:00 p.m.	#vs. #19/19 Texas A&M	L	62-66	6630	(33) Spani, Taber	(8) Spani, Taber
03/23/13	1:30 p.m.	\$ORAL ROBERTS	W	83-62	6833	(18) Simmons, Meighan	(8) Burdick, Cierra
03/25/13	7:10 p.m.	\$CREIGHTON	W	68-52	6313	(15) Williams, Kamiko	(5) Harrison, Isabelle
03/31/13	3:35 p.m. CT	\$vs. Oklahoma	W	74-59	9162	(15) Williams, Kamiko	(8) Harrison, Isabelle
04/02/13	8:00 p.m. CT	\$vs. #16/17 Louisville	L	78-86	6147	(20) Spani, Taber	(10) Graves, Bashaara

\* - Conference game

# - SEC Tournament

\$ - NCAA Tournament

ATTENDANCE SUMMARY	GAMES	TOTALS	AVG/GAME
<b>HOME</b>	18	205027	11390
<b>AWAY</b>	13	70234	5403
<b>NEUTRAL</b>	4	26758	6690
<b>TOTAL</b>	35	302019	8629

GENERAL

STAFF

PLAYERS

REVIEW

HISTORY

FACILITIES

NCAA

SEC

RECORDS

MEDIA INFO



# BREAKING IT DOWN

## 2012-13 Lineup Combinations

▲ Tennessee has utilized eight starting lineups in 2012-13. During the 2011-12 season, UT employed eight different starting lineups.

Gms.	Rec.	Line-up (F-F-C-G-G)
1	0-1	Burdick, Spani, Harrison, Simmons, Carter
2-4	3-0	Burdick, Graves, Harrison, Simmons, Carter
5	1-0	Burdick, Graves, Massengale, Simmons, Carter
6-8, 10, 12	4-1	Burdick, Graves, Harrison, Massengale, Simmons
9, 23-27	5-1	Burdick, Spani, Graves, Massengale, Simmons
11	1-0	Jones, Graves, Moore, Simmons, Spani
13-20	7-1	Graves, Spani, Harrison, Massengale, Simmons
21-22, 28-35	6-4	Graves, Williams, Massengale, Simmons, Spani

**Wins:** +53 (2), +45 (2), +43 (1), +35 (1), +29 (1), +27 (1), +22 (1), +21 (1), +20 (1), +19 (3), +17 (1), +16 (1), +15 (1), +13 (1), +12 (1), +10 (1), +9 (2), +8 (1), +7 (1), +6 (1), +3 (1), +2 (1)  
**Losses:** -21 (1), -17 (1), -13 (2), -10 (1), -9 (1), -8 (1), -4 (1)

### Offensive Opportunities

Tennessee shooting from the field (all games):  
**20%FG:** @Baylor (.293)  
**30%FG:** @Florida (.394), @Chattanooga (.381), Notre Dame (.333), @Arkansas (.339), Stanford (.319)  
**40%FG:** Georgia (.492), @LSU (.491), Creighton (.489), Texas A&M (.485), Auburn2 (.484), vs. Florida2 (.482), N. Carolina (.481), Mississippi State (.479), @Texas (.468), Davidson (.457), @Vanderbilt (.450), vs. Louisville (.446), Rutgers (.441), Middle Tenn. (.436), vs. Oklahoma (.433), @Auburn & ORU (.431), vs. Texas A&M2 (.429), @Miami (.421),

@Missouri2 (.418), @Kentucky (.408), Missouri (.405), @Ga. Tech (.400)

**50%FG:** Ole Miss (.594), Rice (.568), Alcorn State (.557), Vanderbilt (.550), Alabama (.543), @S. Carolina (.500)

### Dee --- Fense

Opponents shooting from the field (all games):

**10%FG:** Missouri (.197)

**20%FG:** Alcorn State (.226), @S. Carolina (.290)

**30%FG:** vs. Oklahoma (.307), Rice & Mississippi State (.316), ORU (.318), @Miami (.319), Creighton (.321), Davidson (.327), @Ga. Tech (.333), @Texas (.343), North Carolina (.344), Rutgers, Alabama (.346), Ole Miss (.353), @Vanderbilt (.354), Georgia (.364), Arkansas (.369), @Kentucky (.378), vs. Texas A&M2 (.389)

**40%FG:** Auburn2 (.400), vs. Florida2 (.411), Notre Dame (.426), @Baylor & @Auburn (.431), @Florida (.432), Vanderbilt (.444), @LSU, vs. Louisville (.455), Middle Tenn. (.458), @Chattanooga (.468), Stanford (.475), Texas A&M (.478)

**50%FG:** @Missouri2 (.527)

**Leading at the Break (24):** @Georgia Tech, Rice, @Miami, Alcorn State, N. Carolina, @Texas, Davidson, Rutgers, @S. Carolina, Missouri, @Florida, Alabama, @Vanderbilt, @Mississippi State, @Missouri2, @LSU, Ole Miss, Auburn, vs. Florida2, ORU, Creighton

**Tied at the Break (1):** @Chattanooga

**Trailing at the Break (10):** Middle Tenn., @Baylor, Stanford, Georgia, @Auburn, Notre Dame, @Arkansas, @Kentucky, vs. Texas A&M2, vs. Louisville

## ▶ 2012-13 LADY VOL WEEK-BY-WEEK RANKINGS

WEEK	GAMES PLAYED	RECORD	AP/ESPN
Oct. 29	W-CARSON-NEWMAN (EXH), W-COKER (EXH)		20/16
Nov. 5	L-at Chattanooga, W-at #22/20 Georgia Tech	1-1	20/16
Nov. 12	W-RICE, W-at #23/23 Miami	3-1	24/20
Nov. 19	W-ALCORN STATE	4-1	20/15
Nov. 26	W-MIDDLE TENN., W-#22/RV NO. CAROLINA	6-1	16/14
Dec. 10	W-at #18/20 Texas	7-1	13/12
Dec. 17	L-at #3/3 Baylor, L-#1/1 STANFORD	7-3	10/11
Dec. 24	W-DAVIDSON, W-#NR/RV RUTGERS	9-3	13/15
Dec. 31	W-at #18/15 South Carolina, W-#10/11 GEORGIA	11-3	12/13
Jan. 7	W-MISSOURI, W-at Florida	13-3	9/9
Jan. 14	W-at Auburn, W-ALABAMA	15-3	9/9
Jan. 21	W-at Vanderbilt	16-3	9/9
Jan. 28	L-#2/3 NOTRE DAME, W-MISS. ST., L-at Missouri	17-5	9/10
Feb. 4	W-at LSU, W-OLE MISS	19-5	12/13
Feb. 11	W-VANDERBILT	20-5	12/10
Feb. 18	W-AUBURN, W-at Arkansas	22-5	11/10
Feb. 25	W-#13/15 TEXAS A&M, L-at #10/10 Kentucky	23-6	8/8
Mar. 4	W-vs. Florida, L-vs. #19/19 Texas A&M	24-7	9/9
Mar. 18	W-ORAL ROBERTS	25-7	10/9
Mar. 25	W-CREIGHTON, W-vs. Oklahoma	27-7	10/9
Apr. 2	L-vs. #16/17 Louisville	27-8	10/9



























# GAME 25

## #12/10 UT vs. Vanderbilt // Feb. 17, 2013

	FG	3PT	FT	REBS	PF	TP	A	TO	BI	St	Min	
03 BOWE, Heather	f	5-11	0-0	0-0	3-1-4	1	10	5	2	0	1	33
34 CLARKE, Tiffany	f	3-5	0-0	1-3	3-2-5	1	7	1	3	0	0	13
11 LISTER, Jasmine	g	9-21	5-11	1-2	1-1-2	2	24	4	4	0	1	39
30 BROWN, Eilan	g	2-6	1-4	0-0	2-1-3	0	5	2	1	0	0	19
32 SMITH, Gabby	g	0-2	0-2	0-0	0-0-0	0	0	1	0	0	0	12
04 MORRISON, Maggie	g	0-0	0-0	0-0	0-1-1	1	0	0	0	0	0	3
15 JENKINS, Jasmine	g	2-3	0-0	0-0	0-2-2	4	4	3	2	1	0	27
25 BATEY, Morgan	g	5-9	0-1	0-0	2-4-6	4	10	1	0	0	0	26
35 SHAW, Kendall	g	2-4	0-0	0-0	0-0-0	1	4	1	2	0	0	11
44 LONG, Rayte'a	g	0-2	0-0	0-0	0-5-5	4	0	2	0	0	1	17
TEAM					3-0-3							
TOTALS		28-63	6-18	2-5	14-17-31	18	64	20	14	1	3	200

TOTAL FG%	1st Half: 12-31 38.7%	2nd Half: 16-32 50.0%	Game: 44.4%
3-PT FG%	1st Half: 4-10 40.0%	2nd Half: 2-8 25.0%	Game: 33.3%
F Throw %	1st Half: 1-3 33.3%	2nd Half: 1-2 50.0%	Game: 40.0%

	FG	3PT	FT	REBS	PF	TP	A	TO	BI	St	Min	
11 BURDICK, Cierra	f	1-5	0-0	2-2	3-5-8	4	4	3	0	1	0	17
12 GRAVES, Bashaara	f	5-10	0-0	3-4	4-3-7	2	13	1	1	1	1	31
05 MASSENGALE, Ariel	g	6-10	2-5	0-0	0-3-3	1	14	5	7	0	1	39
10 SIMMONS, Meighan	g	6-13	3-6	2-5	1-4-5	3	17	3	1	0	1	33
13 SPANI, Taber	g	4-6	2-4	2-2	1-1-2	0	12	4	2	0	0	31
01 PHILLIPS, Jasmine	g	1-1	0-0	0-0	0-0-0	0	2	0	0	0	0	1
02 JONES, Jasmine	g	6-8	0-0	0-0	2-4-6	0	12	1	0	0	2	27
04 WILLIAMS, Kamiko	g	4-7	0-2	1-2	2-2-4	2	9	2	0	0	1	18
21 MOORE, Nia	g	0-0	0-0	0-0	1-1-2	0	0	0	0	0	0	3
TEAM					0-1-1							
TOTALS		33-60	7-17	10-15	14-24-38	12	83	19	1	2	6	200

TOTAL FG%	1st Half: 14-26 53.8%	2nd Half: 19-34 55.9%	Game: 55.0%
3-PT FG%	1st Half: 4-11 36.4%	2nd Half: 3-6 50.0%	Game: 41.2%
F Throw %	1st Half: 7-10 70.0%	2nd Half: 3-5 60.0%	Game: 66.7%

Officials: Scott Yarbrough, Laura Morris, Michael McConnell  
**Technical fouls:** Vanderbilt-None. Tennessee-None.  
**Attendance:** 14,176

Points in the paint-VU 34,UT 40. Points off turnovers-VU 11,UT 19.  
 2nd chance points-VU 18,UT 17. Fast break points-VU 7,UT 14.  
 Bench points-VU 18,UT 23. Score tied-1 time. Lead changed-1 time.  
 Last FG-VU 2nd-01:30, UT 2nd-00:25.  
 Largest lead-VU by 3 1st-19:14, UT by 2 2nd-12:40.

Score by Periods	1st	2nd	Total
Vanderbilt	29	35	64
Tennessee	39	44	83

**KNOXVILLE** - On "Live Pink, Bleed Orange" day at Thompson-Boling Arena, the Lady Vols sent the crowd of 14,716 home happy with an 83-64 victory over Vanderbilt. The No. 12/10 Lady Vols remained perfect all-time in home games against the Commodores, winning all 28 match-ups in Knoxville.

Tennessee won its third game in a row and moved to 20-5 overall and 11-1 in the league. The Lady Vols took over first place in the SEC with the victory as Texas A&M (10-1 in the SEC) plays Kentucky on Monday night.

Five Lady Vols scored in double-figures led by Meighan Simmons (17), who led UT in scoring for the 14th time this season.

Freshman Jasmine Jones was an unlikely offensive source for the Lady Vols as she tallied 12 points, 10 in the first half.

Sophomore Ariel Massengale added an SEC season-high 14 points, freshman Bashaara Graves added 13 while Taber Spani had 12.

Vanderbilt fell to 16-9, 6-6 in the SEC. The Commodores were led by Jasmine Lister, who netted a game-high 24 points.

The victory also gave the Lady Vols their 37th consecutive season with 20 or more wins. Since 1976-77, Tennessee has won at least 22 games in every season.

Holly Warlick became the first head coach in the history of Tennessee women's basketball to win 20 games in her first season at the helm. Pat Summitt went 16-8 in her first season leading the Lady Vols in 1974-75.

Up by 10 at halftime, the Lady Vols came out strong in the second half, expanding the lead to 16 in a little over two minutes as Simmons finished a 3-point play with 2:13 elapsed, 49-33.

The lead ballooned to 20 at 60-40 on a 7-0 run keyed by a 3-pointer from Spani with 13 minutes left.

Vanderbilt got within 10 on three occasions in the final 8:40 of the game, but the Lady Vols were able to maintain the double-figure lead.

Tennessee shot 55 percent from the floor including 55.9 in the second half.

Tennessee held its largest lead of the first half heading into halftime as Jones knocked down jumper with nine seconds left in the half. That gave UT a 39-29 edge at intermission. It was the first double-figure lead of the game.

Just prior, Jones keyed a Lady Vols 8-1 run late in the first half with back-to-back jumpers giving UT a 33-24 lead with 3:51 left in the first half.

Tennessee went on a 10-0 run after Vanderbilt scored the game's first basket to lead 10-3 on a Massengale 3-pointer with less than three minutes elapsed. UT start 6-of-8 from the floor.

# GAME 26

## #11/10 UT vs. Auburn // Feb. 21, 2013

	FG	3PT	FT	REBS	PF	TP	A	TO	BI	St	Min	
44 TANNER, Tra'cee	f	1-2	0-0	1-2	1-2-3	1	3	0	1	1	2	18
34 DAVIS, Peyton	g	2-7	0-0	0-0	3-2-5	5	4	2	4	1	2	25
00 MUHAMMAD, Hasina	g	3-12	0-0	0-2	1-3-4	0	6	2	6	0	2	26
14 ALVERSON, Blanche	g	6-14	5-7	0-0	0-4-4	1	15	2	2	0	1	36
32 TANNER, Tyrese	g	8-12	2-3	2-3	0-1-1	2	20	1	2	2	4	28
04 SWEETING, Cedricka	0-0	0-0	0-0	0-0-0	0	0	0	0	0	0	0	1
20 WEST, Pascale	0-2	0-0	0-0	1-1-2	0	0	0	0	0	0	0	2
21 CLAY, Chadarryl	3-10	5-7	1-2	2-0-2	0	10	2	3	0	1	17	
22 KING, Julia	0-0	0-0	0-0	1-0-1	1	0	1	0	0	1	23	
35 CAPERS, Cabriana	1-1	0-0	1-3	3-2-5	1	3	1	0	0	0	24	
TEAM				1-2-3								
TOTALS		24-60	8-17	5-12	13-17-30	11	61	12	20	4	13	200

TOTAL FG%	1st Half: 9-26 34.6%	2nd Half: 15-34 44.1%	Game: 40.0%
3-PT FG%	1st Half: 3-6 50.0%	2nd Half: 5-11 45.5%	Game: 47.1%
F Throw %	1st Half: 0-0 0.0%	2nd Half: 5-12 41.7%	Game: 41.7%

	FG	3PT	FT	REBS	PF	TP	A	TO	BI	St	Min	
11 BURDICK, Cierra	f	5-8	0-0	5-5	7-6-13	1	15	1	2	0	0	30
12 GRAVES, Bashaara	f	4-8	0-0	6-7	3-6-9	2	14	5	1	3	1	35
05 MASSENGALE, Ariel	g	4-6	1-3	1-1	0-3-3	4	10	2	0	1	29	
10 SIMMONS, Meighan	g	10-23	4-10	0-0	2-5-7	1	24	4	1	0	5	33
13 SPANI, Taber	g	6-10	4-5	0-0	3-2-5	2	16	3	1	0	0	35
01 PHILLIPS, Jasmine	0-1	0-0	0-0	0-0-0	0	0	0	0	0	0	0	3
02 JONES, Jasmine	0-1	0-0	0-0	1-0-1	0	0	0	0	0	0	0	6
04 WILLIAMS, Kamiko	2-5	0-2	0-0	0-5-5	1	4	1	4	0	1	22	
21 MOORE, Nia	0-1	0-0	0-0	0-0-0	1	0	0	0	0	0	0	7
TEAM				0-1-1								
TOTALS		31-64	9-20	12-13	16-24-48	13	83	24	19	1	10	200

TOTAL FG%	1st Half: 16-32 50.0%	2nd Half: 15-32 46.9%	Game: 48.4%
3-PT FG%	1st Half: 7-10 70.0%	2nd Half: 2-10 20.0%	Game: 45.0%
F Throw %	1st Half: 5-5 100.0%	2nd Half: 7-8 87.5%	Game: 92.3%

Officials: Denise Brooks, Eric Brewton, Frank Steratore  
**Technical fouls:** Auburn-None. Tennessee-None.  
**Attendance:** 10,806

Points in the paint-AU 26,UT 36. Points off turnovers-AU 15,UT 24.  
 2nd chance points-AU 8,UT 10. Fast break points-AU 5,UT 20.  
 Bench points-AU 13,UT 4. Score tied-0 times. Lead changed-0 times.  
 Last FG-AU 2nd-00:55, UT 2nd-00:32.  
 Largest lead-AU None, UT by 31 2nd-03:40.

Score by Periods	1st	2nd	Total
Auburn	21	40	61
Tennessee	44	39	83

**KNOXVILLE** - Tennessee opened the game on a 19-2 run and never looked back, as the Lady Vols cruised to their 10th wire-to-wire win of the year, 83-61, over Auburn. Tennessee (21-5, 12-1 SEC) increased its first-place lead in the conference to a full game over Kentucky (11-2 SEC).

Five Lady Vols scored in double figures, the seventh time this season that has occurred.

Junior Meighan Simmons led Tennessee with 24 points. She also recorded a career-high five steals.

Sophomore Cierra Burdick posted her fourth career double-double and third this season with 15 points and a career-high 13 rebounds.

Senior Taber Spani tallied 16, as she knocked down 4-of-5 from the free-throw line. Freshman Bashaara Graves notched her 23rd game in double figures with 14, in her 26th collegiate game.

Sophomore Ariel Massengale handed out a season-high 10 assists to go along with 10 points for her first career double-double. It marked the third time this year the Lady Vols had a pair of players with double-doubles.

Three-pointers were a huge story for the Lady Vols, as they hit on a season-best nine-of-20.

The win was Tennessee's 15th consecutive at home against the Tigers. The Lady Vols have won every game in Knoxville vs. AU since 1989. All-time the Lady Vols led the series, 38-10.

Tennessee began the game on fire, making nine of its first 12 shots, including seven in a row, extending its lead to 22-5. The Lady Vols broke the game open hitting five consecutive 3-pointers in a two-minute span. Simmons knocked down three treys on her own to give the Lady Vols that 17-point advantage.

Spani added two 3-pointers in the first half while Massengale also aided the effort with a three of her own.

The Lady Vols' offense, combined with 14 Auburn miscues in the first half, allowed the Lady Vols to score 15 points off turnovers in the first 20 minutes.

Tennessee's largest lead of the half was 26 on a Burdick layup with 7:29 left in the first half, making it 33-7.

The Lady Vols led 44-21 at halftime -- their eighth 20-point lead at halftime this season. UT shot 7-of-10 from beyond the arc in the first half -- its most 3-pointers in a half this season. Tennessee made two 3s in the second half, going 2-of-10.

Spani's 3-pointer, UT's first in the second half after eight misses to start the period, put the Lady Vols ahead 76-47 with five minutes left. Simmons' 3-pointer with 3:40 left ballooned the lead to 31 at 81-50.

GENERAL
STAFF
PLAYERS
REVIEW
HISTORY
FACILITIES
NCAA
SEC
RECORDS
MEDIA INFO







# GAME 29

#8/8 UT at #10/10 Kentucky // Mar. 3, 2013

Tennessee	FG	3PT	FT	REBS	PF	TP	A	TO	BI	St	Min
04 WILLIAMS, Kamiko g	4-6	1-1	0-0	0-7-7	1	9	1	4	0	0	26
05 MASSENGALE, Ariel g	2-4	1-1	0-0	0-3-3	2	5	2	3	0	0	34
10 SIMMONS, Meighan g	4-15	0-4	9-10	0-7-7	3	17	2	6	0	1	35
12 GRAVES, Bashaara f	4-5	0-0	4-5	2-3-5	4	12	0	3	1	0	25
13 SPANI, Taber g	3-8	0-3	5-6	3-2-5	1	11	1	4	0	1	36
02 JONES, Jasmine f	0-3	0-0	0-0	1-3-3	1	0	0	4	0	0	12
11 BURDICK, Cierra g	3-8	1-1	4-5	3-8-11	5	11	0	7	4	1	32
TEAM				1-1-2							
TOTALS	20-49	3-10	22-26	10-33-45	17	65	6	31	5	4	200

TOTAL FG%	1st Half: 10-22 45.5%	2nd Half: 10-27 37.0%	Game: 40.8%
3-PT FG%	1st Half: 2-6 33.3%	2nd Half: 1-4 25.0%	Game: 30.0%
F Throw %	1st Half: 10-13 76.9%	2nd Half: 12-13 92.3%	Game: 84.6%

Kentucky	FG	3PT	FT	REBS	PF	TP	A	TO	BI	St	Min
00 ONEILL, Jennifer g	5-12	4-8	2-2	1-5-6	3	16	3	3	0	2	34
01 MATHIES, A'dia g	6-17	3-6	1-3	1-3-4	3	16	4	0	2	4	31
11 STALLWORTH, D. f	4-13	0-2	4-4	5-3-8	3	12	1	1	0	0	24
23 WALKER, Samarie f	5-9	0-0	0-1	2-1-3	3	10	2	3	0	5	26
32 EVANS, Kastique g	1-8	0-3	0-0	1-0-1	0	2	5	1	0	0	27
03 THOMPSON, Jenee g	0-4	0-2	0-0	0-1-1	5	0	2	1	0	0	6
10 PINKETT, Bernisha g	0-1	0-1	0-0	0-0-0	1	2	1	0	0	0	5
13 GOSS, Tania g	5-9	2-3	0-0	2-1-3	0	12	2	1	0	4	20
17 DRAKE, Samantha g	1-4	0-0	0-2	3-0-3	1	2	1	1	0	0	11
40 HENDERSON, Brittany g	0-0	0-0	0-0	0-0-0	0	0	0	0	0	0	0+
50 BISHOP, Azia g	4-5	0-1	0-0	0-4-4	1	8	0	1	0	1	16
TEAM				4-0-4							
TOTALS	31-82	9-26	7-12	19-18-37	20	78	20	12	3	15	20

TOTAL FG%	1st Half: 14-44 31.8%	2nd Half: 17-38 44.7%	Game: 37.8%
3-PT FG%	1st Half: 5-14 35.7%	2nd Half: 4-12 33.3%	Game: 34.6%
F Throw %	1st Half: 3-6 50.0%	2nd Half: 4-6 66.7%	Game: 58.3%

**Officials:** Bob Trammell, Cameron Inouye, Joe Cunningham  
**Technical fouls:** Tennessee-None. Kentucky-None.  
**Attendance:** 7,965

Points in the paint-UT 18,UK 38. Points off turnovers-UT 9,UK 33.  
 2nd chance points-UT 11,UK 18. Fast break points-UT 2,UK 2.  
 Bench points-UT 11,UK 22. Score tied-1 time. Lead changed-1 time.  
 Last FG-UT 2nd-00:02, UK 2nd-00:28.  
 Largest lead-UT by 2 1st-19:34, UK by 19 2nd-12:06.

Score by Periods	1st	2nd	Total
Tennessee	32	33	65
Kentucky	36	42	78

**LEXINGTON, Ky.** - With the SEC regular-season championship and the No. 1 seed in the SEC Tournament secured, the No. 8 Tennessee Lady Vols dropped a 78-65 decision at No. 10 Kentucky at Memorial Coliseum.

The Lady Vols play their first game in the SEC Tournament on Friday, March 8 at 12 Noon. Tennessee will take on the winner of the No. 8 Arkansas/Fo. 9 Florida game.

Tennessee finishes its first season under head coach Holly Warlick with an overall record of 23-6 and a 14-2 mark in the SEC. Kentucky finishes second to the Lady Vols in the league at 25-4 overall and 13-3 in the league.

For the 17th time this season, Meighan Simmons led the Lady Vols in scoring putting up 15 points to go along with seven rebounds and two assists.

Four Lady Vols notched double-digit scoring including Bashaara Graves who had 12 points and five rebounds, Cierra Burdick who notched her third double-double in the last four games on 11 points and 11 rebounds and Taber Spani who hit a three at the end of the game to give herself 11 points on the day.

Kentucky's leader board was topped by senior A'dia Mathies, playing in her final game at Memorial Coliseum, and Jennifer O'Neill who each tallied 16 points in the game. Five different Wildcats notched double-digit scoring.

Turnovers played a big part in the Kentucky victory as the Wildcats used 19 Tennessee turnovers in the first half, a season high for the Lady Vols, to put 21 of their 36 points on the board. The previous season-high was 17 at Chattanooga in the first game of the season on Nov. 9, 2012.

The Lady Vols finished the game with a season-high 31 turnovers as Kentucky capitalized by tallying 33 points off of those turnovers. Tennessee's previous high in 2012-13 was 26 turnovers in a game, also at Chattanooga.

The Lady Vols cut the once-13 point first half lead to just two at 34-32 nearing the end of the half using a 13-2 run sparked by Graves and Williams. Graves put up eight of the 12 points tallied during the run while Williams pulled down three defensive rebounds while tallying a bucket.

Williams came out of the game after injuring her right ankle with under-45 seconds remaining in the first half getting back on defense. At the time of the injury Williams tallied nine points and seven rebounds. Williams returned in the second half.

The Wildcats opened the second half on a 9-0 run to extend its lead to 13 points and later extending the lead to 19 points using back-to-back A'dia Mathies 3-pointers and a 58 second, 8-0 run.

Kentucky led much of the second half by double-digits en route to the 78-65 victory.

# GAME 30 - SEC QUARTERFINAL

#1 Seed UT vs. #9 Seed Florida // Mar. 8, 2013

Florida	FG	3PT	FT	REBS	PF	TP	A	TO	BI	St	Min
25 MERCER, Christin f	3-6	0-0	2-2	2-2-4	1	8	0	1	1	0	22
32 GEORGE, Jennifer f	3-9	0-0	0-0	3-4-7	5	6	4	2	0	3	33
10 BONDS, Jaterra f	7-16	2-3	2-3	1-4-5	5	18	3	1	0	0	39
31 SVETE, Lily g	1-5	1-5	0-0	0-1-1	2	3	0	0	0	1	18
04 MOSS, Sydney g	10-22	0-0	2-2	5-2-7	2	22	6	3	1	0	32
03 MILLER, January g	2-7	0-2	0-0	1-2-3	4	4	0	0	0	0	19
04 NEEDLES, Carlie g	4-8	4-8	0-0	1-1-2	0	12	2	2	0	0	30
22 LEWIS, Kayla g	0-0	0-0	0-0	0-0-0	2	0	0	0	0	0	7
TEAM				2-3-5							
TOTALS	30-73	7-18	6-7	15-19-34	21	73	15	10	2	4	200

TOTAL FG%	1st Half: 15-39 38.5%	2nd Half: 15-34 44.1%	Game: 41.1%
3-PT FG%	1st Half: 6-13 46.2%	2nd Half: 1-5 20.0%	Game: 38.9%
F Throw %	1st Half: 0-1 0%	2nd Half: 6-6 100%	Game: 85.7%

Tennessee	FG	3PT	FT	REBS	PF	TP	A	TO	BI	St	Min
13 SPANI, Taber f	4-10	1-5	4-6	1-6-7	2	13	2	3	0	0	35
12 GRAVES, Bashaara c	3-3	0-0	4-5	1-5-6	2	10	0	0	0	1	35
04 WILLIAMS, Kamiko g	5-12	0-1	2-2	2-2-4	1	12	3	2	1	4	34
05 MASSENGALE, Ariel g	2-7	0-2	6-6	0-3-3	1	10	3	3	0	1	35
10 SIMMONS, Meighan g	6-12	4-5	4-5	1-2-3	4	20	2	0	0	0	23
02 JONES, Jasmine f	1-1	0-0	1-2	0-1-1	1	3	0	0	0	0	8
11 BURDICK, Cierra g	6-11	0-0	2-2	6-28	2	14	2	2	2	0	30
TEAM				2-3-5							
TOTALS	27-56	5-13	23-28	13-24-37	13	82	10	13	3	6	200

TOTAL FG%	1st Half: 14-28 50.0%	2nd Half: 13-28 46.4%	Game: 48.2%
3-PT FG%	1st Half: 4-8 50.0%	2nd Half: 1-5 20.0%	Game: 38.5%
F Throw %	1st Half: 15-18 83.3%	2nd Half: 8-10 80.0%	Game: 82.1%

**Officials:** Beverly Roberts, Eric Koch, Kelly Johnson

**Technical fouls:** Florida-None. Tennessee-None.

**Attendance:** 4,819

Points in the paint-UF 42,UT 28. Points off turnovers-UF 12,UT 11.  
 2nd chance points-UF 11,UT 17. Fast break points-UF 8,UT 4.  
 Bench points-UF 16,UT 17. Score tied-1 time. Lead changed-1 time.  
 Last FG-UF 2nd-00:39, UT 2nd-01:10.  
 Largest lead-UF by 2 1st-19:11, UT by 13 1st-16:26.

Score by Periods	1st	2nd	Total
Florida	36	37	73
Tennessee	47	35	82

**DULUTH, Ga.** - Top-seeded Tennessee won its 10th consecutive SEC Tournament game as the Lady Vols knocked off No. 9 seed Florida, 82-73 at the Arena at Gwinnett Center.

Tennessee will face No. 4 seed Texas A&M on Saturday at 4 p.m., on ESPNU and the Lady Vol Network. The Aggies topped South Carolina, 61-52, to advance to the semifinal round. The Lady Vols beat the Aggies 82-72 in their only meeting this season.

Six Tennessee players scored in double-figures led by SEC Co-Player of the Year Meighan Simmons, who had 20. Cierra Burdick tallied 14 and grabbed the game-best eight rebounds. Taber Spani scored 13 and Kamiko Williams had 12. Bashaara Graves and Ariel Massengale each notched 10 points.

Tennessee moves to 24-6 overall while Florida stands at 18-14. Sydney Moss led the Gators with 22 points.

Bonds had 18 points and Carlie Needles scored 12 on four 3-pointers for Florida.

The Lady Vols held off a late charge by the Gators as UT led by as many as 13 points. Florida cut the deficit to as small as six in the final minutes, but Tennessee made 7-of-9 free throws in the final 43 seconds to advance to their 20th consecutive SEC Semifinal.

Overall, Tennessee has reached the SEC Semifinals 30 times in 34 years and won the tournament title 16 times.

Moss had a steal and basket with 49 seconds remaining to cut Tennessee's lead to 75-69 -- the Lady Vols' smallest lead of the half.

Massengale and Simmons each made two free throws in the final 43 seconds. Taber Spani missed a one-and-one free throw with 30 seconds remaining, but Jaterra Bonds missed a layup for Florida.

Spani made three free throws in the final 16 seconds.

The Lady Vols took command from tipoff, taking a 10-2 lead to open the game and never looked back. While Florida was able to maintain pace after that, Tennessee stayed in front and took a 47-36 lead into halftime.

Florida's game-opening basket, which put the Gators ahead 2-0, was their only lead of the game.

Simmons had 11 points and Williams had 10 to lead the Lady Vols through the opening 20 minutes.

The Lady Vols received the trophy for being SEC regular season champions before the game. It was the team's 17th season title in program history and first for Warlick. In additional honors, assistant coach Kyra Elzy was also recognized as an SEC Legend.

GENERAL  
STAFF  
PLAYERS  
REVIEW  
HISTORY  
FACILITIES  
NCAA  
SEC  
RECORDS  
MEDIA INFO



GAME 31 - SEC SEMIFINAL

#1 Seed UT vs. #4 Seed Texas A&M // Mar. 9, 2013

Table with columns: Player, FG, 3PT, FT, REBS, PF, TP, A, TO, Bl, St, Min. Includes totals for Texas A&M and game statistics like Total FG%, 3-PT FG%, and F Throw %.

Summary statistics for Game 31 including Total FG%, 3-PT FG%, and F Throw % for both teams.

Individual player statistics for Game 31, including names like Spani, Taber, Graves, Bashaara, Williams, Kamiko, Massengale, Meighan, Simmons, Jones, Burdick, Cierra, Moore, and Nia.

Summary statistics for Game 31 including Total FG%, 3-PT FG%, and F Throw % for both teams.

Officials: Scott Yarborough, Felicia Grinter, Laura Morris
Technical fouls: Texas A&M-None. Tennessee-None.
Attendance: 6,630

Points in the paint-TAMU 34,UT 22. Points off turnovers-TAMU 25,UT 17.
2nd chance points-TAMU 10,UT 8. Fast break points-TAMU 6,UT 6.
Bench points-TAMU 2,UT 6. Score tied-11 times. Lead changed-11 times.
Last FG-TAMU 2nd-00:35, UT 2nd-00:54.
Largest lead-TAMU by 7 1st-04:36, UT by 10 2nd-12:48.

Score by Periods table with columns: Ist, 2nd, Total for Texas A&M and Tennessee.

DULUTH, Ga. - Despite senior Taber Spani's career-high 33 points, the ninth-ranked Tennessee Lady Vols could not hold their lead down the stretch, falling to No. 19 Texas A&M 66-62 in the semifinals of the SEC Tournament at The Arena at Winnett Center.

The Lady Vols (24-7) led by as many as 10 points midway through the second half, but Texas A&M (23-9) steadily chipped away at the lead.

Freshman Courtney Walker scored just four points for the Aggies, but both baskets came down the stretch. She hit a jumper with 35 seconds left to put Texas A&M ahead 64-62, which proved to be the game winner as the Lady Vols missed their final two shots.

The loss snapped a streak of three consecutive trips to the SEC finals for the Lady Vols, the tournament's No. 1 seeds and regular-season champions.

Spani was near perfect from the field, shooting 11 of 13 from the floor. She hit all five of the team's three pointers, going 5 of 6 from behind the arc. She also led the team with eight rebounds.

Senior Meighan Simmons added 10 points. Four Texas A&M players finished in double figures, led by Courtney Walker with 18 points.

The first half was a back-and-forth battle with the lead changing hands nine times.

Kristi Bellock hit a jumper with 7:49 left in the half to spark an 11-0 run for the Aggies. Texas A&M went from four points down to taking a 29-22 lead.

The Lady Vols responded with an 8-0 run to take a 30-29 lead on a layup by Kamiko Williams. Texas A&M reclaimed the lead and entered halftime ahead 35-33.

Spani provided a bulk of the Lady Vols' scoring in the half with 18 points.

The Lady Vols opened the second half on a 7-0 run, going ahead 41-35 with a 3-pointer by Spani. Tennessee stretched its lead to 10 points at 50-40 after Jasmine Jones hit a jumper, but Texas A&M was not done yet.

Texas A&M went on an 8-0 run to close the Lady Vols' lead to 50-48 with 9:54 left. The Aggies eventually tied the game at 54-54 on a jumper by Courtney Williams.

GAME 32 - NCAA FIRST ROUND

#2 Seed UT vs. #15 Seed Oral Roberts // Mar. 4, 2013

Table with columns: Player, FG, 3PT, FT, REBS, PF, TP, A, TO, Bl, St, Min. Includes totals for Oral Roberts and game statistics like Total FG%, 3-PT FG%, and F Throw %.

Summary statistics for Game 32 including Total FG%, 3-PT FG%, and F Throw % for both teams.

Individual player statistics for Game 32, including names like Graves, Bashaara, Williams, Kamiko, Massengale, Ariel, Simmons, Meighan, Spani, Taber, Phillips, Jasmine, Jones, Burdick, Cierra, Harrison, Isabelle, Moore, and Nia.

Summary statistics for Game 32 including Total FG%, 3-PT FG%, and F Throw % for both teams.

Officials: Cathi Cornel, Eric Koch, Jules Gallien
Technical fouls: Oral Roberts-None. Tennessee-None.
Attendance: 6,833

Points in the paint-ORU 22,UT 36. Points off turnovers-ORU 16,UT 27.
2nd chance points-ORU 10,UT 20. Fast break points-ORU 5,UT 10.
Bench points-ORU 7,UT 31. Score tied-1 time. Lead changed-1 time.
Last FG-ORU 2nd-00:46, UT 2nd-01:25.
Largest lead-ORU by 4 1st-18:44, UT by 26 2nd-06:03.
2013 NCAA Division I Women's Championship
First-Round Game

Score by Periods table with columns: Ist, 2nd, Total for Oral Roberts and Tennessee.

KNOXVILLE - No. 2 seed Tennessee won its 51st consecutive home game in the NCAA Tournament with a 83-62 victory over No. 15 seed Oral Roberts at Thompson-Boling Arena.

The Lady Vols are 49-1 all-time in first-round games, with the lone loss coming in 2009 to Ball State. Tennessee -- the only team to play in all 32 tournaments -- remained perfect in home games in the NCAA Tournament dating to the start of the event in 1982 including a 39-0 mark at Thompson-Boling.

Junior guard Meighan Simmons led Tennessee with 18 points. She added five rebounds and three steals. Ariel Massengale netted 13, for her best scoring game in more than a month, and handed out six assists. Cierra Burdick also added 13 to go along with eight rebounds.

SEC Freshman of the Year Bashaara Graves scored in double-figures for the 28th time in 32 games during her rookie campaign with 11 points. She also grabbed seven rebounds. All 10 Lady Vols to play scored.

With 10 blocked shots -- all in the first half -- Oral Roberts tied a Thompson-Boling Arena for blocks by a Tennessee opponent in any game. The mark was set by Baylor set in 2011. Six-foot-three-inch center Sarah Shelton swatted six shots, one shy of the TBA record for blocks by a Tennessee opponent. The mark of seven is held by three players, most recently Baylor's Brittany Griner in that game from 2011.

Up 13 at halftime, Tennessee continued to add its lead as the second half unfolded. UT tallied the first 11 points of the half to take a 24-point lead at 55-31. The Golden Eagles missed 13 consecutive shots as the Lady Vols took command. Oral Roberts didn't score for the first 5:34 of the second half until Christian Key copped a 3-pointer.

Freshman Nia Moore, making her NCAA Tournament debut, put home her first postseason points for a 77-51 lead with six minutes remaining.

The Lady Vols finished the game off in style and gave Tennessee head coach Holly Warlick her first postseason win in charge of the Lady Vols.

Tennessee held a 44-31 lead at halftime. Simmons was all over the court in the first half as she scored 14 points, grabbed four rebounds and came away with three steals. All eight Lady Vols who played in the first half scored. UT held a significant advantage in the specialty stats after the first 20 minutes: points off turnovers (15-1), second chance points (11-2), bench points (10-2) and points in the paint (18-11). Oral Roberts was led by Cooper, who had 10 points.

# GAME 33 - NCAA SECOND ROUND

## #2 Seed UT vs. #10 Creighton // Mar. 25, 2013

Creighton	FG	3PT	FT	REBS	PF	TP	A	TO	Bl	St	Min
42 NELSON, Sarah	f	1-5	0-2	1-2	1-4-5	2	3	2	1	0	32
55 KAMPHLAUS, Alyssa	c	3-6	0-0	0-0	3-1-4	3	6	0	3	0	19
11 FUJIAN, McKenzie	g	4-9	0-1	0-0	1-3-4	4	8	1	1	0	29
12 JENSEN, Ally	g	2-6	2-5	2-2	3-1-4	0	8	3	3	0	29
23 JANNING, Marissa	g	2-13	1-5	0-0	2-0-2	1	5	0	4	0	26
02 LEYTEM, Tessa	0-0	0-0	0-0	0-0-0	0	0	0	0	0	0	1
05 JENSEN, Sammy	0-0	0-0	0-0	0-3-3	0	0	0	0	0	0	5
21 TRITZ, Carl	2-3	1-2	1-1	0-3-3	5	6	1	2	1	0	22
32 GARRISON, Jordan	1-8	0-6	2-2	0-0-0	1	4	1	1	1	0	15
45 AKIN-OTIKO, Alexis	3-6	0-1	6-6	1-1-2	0	12	3	2	0	0	22
TEAM				6-2-8							2
TOTALS		18-56	4-22	12-13	17-18-35	16	52	11	19	0	6 200

TOTAL FG%	1st Half: 11-29 37.9%	2nd Half: 7-27 25.9%	Game: 32.1%
3-PT. FG%	1st Half: 3-10 30.0%	2nd Half: 1-12 8.3%	Game: 18.2%
F Throw %	1st Half: 4-5 80.0%	2nd Half: 8-8 100.0%	Game: 92.3%

Tennessee	FG	3PT	FT	REBS	PF	TP	A	TO	Bl	St	Min
12 GRAVES, Bashaara	c	2-3	0-0	0-0	1-2-3	1	4	2	0	0	25
04 WILLIAMS, Kamiko	g	6-9	0-0	3-4	1-3-4	2	15	2	0	4	25
05 MASSENGALE, Ariel	g	3-7	2-3	3-4	0-0-0	0	11	2	3	0	36
10 SIMMONS, Meighan	g	3-6	2-3	2-2	0-3-3	2	10	4	2	2	29
13 SPANI, Taber	g	3-7	2-3	2-2	0-3-3	0	10	0	2	1	30
01 PHILLIPS, Jasmine	0-0	0-0	0-0	0-0-0	0	0	0	0	0	0	1
02 JONES, Jasmine	3-7	0-0	0-0	1-2-3	1	6	1	0	0	2	17
11 BURDICK, Cierra	1-3	0-1	2-3	2-2-4	2	4	2	3	0	2	18
20 HARRISON, Isabelle	2-5	0-0	4-4	3-2-5	3	8	0	1	3	0	17
21 MOORE, Nia	0-0	0-0	0-0	0-1-1	0	0	0	0	1	0	2
TEAM				0-3-3							2
TOTALS		23-47	6-10	16-19	8-21-29	11	68	13	14	5	13 200

TOTAL FG%	1st Half: 13-27 48.1%	2nd Half: 10-20 50.0%	Game: 48.9%
3-PT. FG%	1st Half: 1-1 100.0%	2nd Half: 5-9 55.6%	Game: 60.0%
F Throw %	1st Half: 8-9 88.9%	2nd Half: 8-10 80.0%	Game: 84.2%

**Officials:** Tina Napier, Cathi Cornell, Eric Koch  
**Technical fouls:** Creighton-None. Tennessee-None.  
**Attendance:** 6,313

Points in the paint-CU 16,UT 26. Points off turnovers-CU 17,UT 21.  
 2nd chance points-CU 14,UT 12. Fast break points-CU 2,UT 15.  
 Bench points-CU 22,UT 18. Score tied-5 times. Lead changed-2 times.  
 Last FG-CU 2nd-00:11, UT 2nd-04:19.  
 Largest lead-CU by 1 1st-10:32, UT by 19 2nd-13:24.  
 2013 NCAA Division I Women's Championship  
 Second-Round Game

Score by Periods	1st	2nd	Total
Creighton	29	23	52
Tennessee	35	33	68

**KNOXVILLE** - Tennessee advanced to the Sweet 16 for the 31st time in 32 years with a 68-52 win over Creighton.

Tennessee is now 52-0 all-time in home NCAA Tournament games including a 40-0 mark in first and second-round games. The Orange & White has a 50-1 overall record in first and second round games.

In their final game in Thompson-Boling Arena, seniors Kamiko Williams (15) and Taber Spani (10) combined for 25 points to head the Lady Vols' scoring chart. Junior Meighan Simmons and sophomore Ariel Massengale each added 10 points.

Tennessee used tremendous defense to limit Creighton to just 4-of-22 from 3-point range -- the Bluejays' specialty. It marked the fewest trifectas in a game for Creighton this season. The 18.2 percent was also a season-low for CU from 3-point land. The Jays came into the NCAA Tournament, second in the NCAA in made treys per game (9.2).

The Lady Vols dominated the paint as expected, outscoring the Jays, 26-16. Tennessee also showed its quickness with 15 fastbreak points to two for Creighton.

Creighton (25-8) was led by Alexis Akin-Otiko, who had 12.  
 Tennessee opened the second half with stifling defense and up-tempo offense. The Lady Vols' 13-0 run gave UT a 48-31 lead on a sweet give-and-go finished by Williams and 3-pointers by Massengale and Simmons with 15 minutes left in the half.

After Creighton cut the deficit to 12 points, Spani answered with a 3-pointer with 7:44 left in regulation to put UT ahead, 59-44.

The Bluejays kept battling and cut the margin to single-digits on a pair of free throws by Ally Jensen with 4:42 left in regulation at 59-50. But, once again the Lady Vols answered as Simmons knocked down a 3-pointer to give UT a 62-50 advantage.

The Lady Vols sealed the game with a 9-0 run in the final minutes.  
 The Lady Vols shot 50 percent from the floor in the second half. Tennessee held the Jays to just one 3-pointer on defense as Creighton shot just 25.9 on all field goal attempts (1-of-12 in 3-pointers).

Williams (10 first-half points) was the difference for the Lady Vols late in the first half as she scored twice in the final minute to put Tennessee ahead 35-29 at the break. The game was tied on five occasions and the largest lead was eight over the first 20 minutes.

# GAME 34 - NCAA SWEET 16

## #2 Seed UT vs. #6 Oklahoma // Mar. 31, 2013

Oklahoma	FG	3PT	FT	REBS	PF	TP	A	TO	Bl	St	Min
53 MCFARLAND, Joanna	f	6-17	2-6	0-0	8-8-16	2	14	0	6	0	40
04 GRIFFIN, Nicole	c	1-4	0-0	0-0	0-2-3	3	2	0	1	1	25
03 ELLENBERG, Aaryn	g	5-21	2-10	1-2	0-2-2	1	13	0	2	1	38
10 HOOK, Morgan	g	1-3	0-1	0-0	0-0-0	0	2	2	1	0	9
24 CAMPBELL, Sharane	g	7-17	1-8	7-8	1-5-6	4	22	0	3	0	36
01 KORNETT, Nicole	0-4	0-3	0-0	0-3-3	0	0	0	0	1	0	7
31 DURRETT, Portia	2-6	0-1	0-0	3-1-4	2	4	0	0	0	0	9
45 HARTMAN, Jasmine	1-3	0-0	0-0	4-4-8	2	2	2	3	0	3	36
TEAM				6-3-9							2
TOTALS		23-75	5-29	8-12	22-28-50	14	59	4	17	2	6 200

TOTAL FG%	1st Half: 11-39 28.2%	2nd Half: 12-36 33.3%	Game: 30.7%
3-PT. FG%	1st Half: 3-15 20.0%	2nd Half: 2-14 14.3%	Game: 17.2%
F Throw %	1st Half: 2-2 100%	2nd Half: 6-10 60.0%	Game: 66.7%

Tennessee	FG	3PT	FT	REBS	PF	TP	A	TO	Bl	St	Min
12 GRAVES, Bashaara	c	3-4	0-0	0-0	1-3-4	1	6	0	2	1	33
04 WILLIAMS, Kamiko	g	6-8	1-2	2-2	2-5-7	3	15	4	2	0	32
05 MASSENGALE, Ariel	g	2-7	1-3	0-0	0-3-3	4	5	3	0	0	36
10 SIMMONS, Meighan	g	1-15	1-7	2-2	0-1-1	2	5	2	1	0	29
13 SPANI, Taber	g	5-12	1-2	1-1	2-4-6	3	12	1	0	0	24
02 JONES, Jasmine	3-6	0-0	0-1	2-3-5	2	6	0	1	1	0	18
11 BURDICK, Cierra	4-7	0-1	5-6	2-4-6	2	13	1	0	0	2	23
20 HARRISON, Isabelle	5-7	0-0	2-6	2-6-8	1	12	1	4	3	1	19
21 MOORE, Nia	0-1	0-0	0-0	1-0-1	0	0	0	0	0	0	1
TEAM				2-4-6							2
TOTALS		29-67	4-15	12-18	14-33-47	18	74	14	13	4	11 200

TOTAL FG%	1st Half: 18-34 52.9%	2nd Half: 11-33 33.3%	Game: 43.3%
3-PT. FG%	1st Half: 3-10 30.0%	2nd Half: 1-5 20.0%	Game: 26.7%
F Throw %	1st Half: 5-6 83.3%	2nd Half: 7-12 58.3%	Game: 66.7%

**Officials:** Lisa Mattingly, Scott Yarbrough, Rod Creech  
**Technical fouls:** Oklahoma-None. Tennessee-None.  
**Attendance:** 9,162

Points in the paint-OU 30,UT 34. Points off turnovers-OU 9,UT 26.  
 2nd chance points-OU 23,UT 13. Fast break points-OU 0,UT 2.  
 Bench points-OU 6,UT 31. Score tied-2 times. Lead changed-0 times.  
 Last FG-OU 2nd-00:23, UT 2nd-03:09.  
 Largest lead-OU None, UT by 28 2nd-07:21.

Score by Periods	1st	2nd	Total
Oklahoma	27	32	59
Tennessee	44	30	74

**OKLAHOMA CITY, Okla.** - Tennessee used a 25-5 first-half run and cruised to a 74-59 victory in the Sweet 16 at the Chesapeake Energy Arena.

Tennessee advanced to the Elite Eight for the 26th time in school history and third year in a row. The Lady Vols are a remarkable 26-5 all-time in regional semifinals games and an NCAA-best 115-23 all-time in 138 NCAA Tournament contests.

Senior Kamiko Williams continued her torrid late-season play with 15 points. Fellow senior Taber Spani added 12 points to give the senior combo 27 points. Two other Lady Vols scored in double-figures Sophomore Isabelle Harrison had her best game since returning from a late-season injury, posting 12 points and eight rebounds. Sophomore Cierra Burdick notched 13 points.

The Lady Vols' defense was incredible all game, limiting Oklahoma to just 23-of-75 from the floor for 30.7 percent. The Sooners made just 17.2 percent from 3-point range, hitting just 5-of-29 from beyond the arc.

Sixth-seeded Oklahoma (24-11) was led by Sharane Campbell, who scored a game-high 22 points. Joanna McFarland had 14 points and 16 rebounds. The Sooners suffered a major blow when guard Morgan Hook was injured early in the game and did not return.

For the second postseason game in a row, Williams keyed the Lady Vols as they built a sizeable first-half lead. Williams tallied 13 in the first half as UT held a 44-27 lead at halftime. With the game tied at 11, five minutes into the action, Tennessee outscored Oklahoma, 33-16, over the final 15 minutes to lead by 17 at halftime.

Tennessee's defense held Oklahoma to just 28.2 percent from the floor in the first half. The Sooners had a significant drought midway through the first half, making just 1-of-19 shots in just under 10 minutes of action.

Williams sparked a 15-2 spurt to put the Lady Vols ahead, 26-13 with 10 minutes left in the first half, causing OU to call timeout. The Lady Vols held Oklahoma without a point for 4:25 before McFarland ended a 10-0 spurt. UT also had a run of holding the Sooners without a field goal for 5:27 later in the half.

The Lady Vols shot 53 percent in the first half. Tennessee opened the game making nine of its first 13 field goal attempts including its first three 3-point tries.

Ahead by 17 at halftime, Tennessee struggled early in the second half as the Lady Vols were held off the scoreboard for the first 4:41 until Ariel Massengale knocked home a jumper after Oklahoma had cut its deficit to 13 points. Once UT got on track, the Lady Vols got it going on both ends of the floor.

GENERAL

STAFF

PLAYERS

REVIEW

HISTORY

FACILITIES

NCAA

SEC

RECORDS

MEDIA INFO



# GAME 35 - NCAA ELITE EIGHT

#2 Seed UT vs. #5 Louisville // April 2, 2013

Louisville	FG	3PT	FT	REBS	PF	TP	A	TO	BI	St	Min
00 HAMMOND, Sara	f	5-11	1-2	0-0	0-5-5	4	11	0	2	1	27
03 VAILS, Sherome	c	2-3	0-0	0-0	3-0-3	1	4	0	2	1	15
04 SLAUGHTER, A.	g	3-9	1-6	0-0	2-4-6	4	7	2	3	0	32
21 SMITH, Bria	g	4-10	0-0	5-7	2-7-9	5	13	4	2	0	23
23 SCHIMMEL, Shoni	g	9-16	4-10	2-2	11-2	0	24	3	5	0	40
22 SCHIMMEL, Jude		4-12	2-5	5-6	1-3-4	2	15	3	1	0	30
33 REID, Monique		3-5	0-0	6-6	2-1-3	3	12	0	0	0	33
TEAM				3-3-6							
TOTALS		30-66	8-23	18-21	14-24-38	19	86	12	15	2	6:20

TOTAL FG%	1st Half: 17-39 43.6%	2nd Half: 13-27 48.1%	Game: 45.5%
3-Pt. FG%	1st Half: 4-13 30.8%	2nd Half: 4-10 40.0%	Game: 34.8%
F Throw %	1st Half: 3-4 75.0%	2nd Half: 15-17 88.2%	Game: 85.7%

Tennessee	FG	3PT	FT	REBS	PF	TP	A	TO	BI	St	Min
13 SPANI, Taber	f	7-14	1-6	5-6	1-3-4	2	20	0	2	0	25
12 GRAVES, Bashaara	c	3-5	0-0	5-10	5-5-10	1	11	3	2	1	28
04 WILLIAMS, Kamiko	g	6-12	0-4	0-0	2-2-4	2	12	2	1	0	31
05 MASSENGALE, Ariel	g	0-3	0-2	1-2	0-2-2	4	1	3	1	0	27
10 SIMMONS, Meighan	g	4-16	4-12	0-0	0-1-1	3	12	1	4	0	27
02 JONES, Jasmine		2-3	0-0	1-2	2-2-4	3	5	1	4	0	17
11 BURDICK, Cierra		3-4	0-0	0-0	1-1-2	3	6	0	0	0	16
20 HARRISON, Isabelle		4-8	0-0	3-4	1-5-6	1	11	0	1	1	29
TEAM				3-2-5							
TOTALS		29-65	5-24	15-24	15-23-38	19	78	10	15	2	20

TOTAL FG%	1st Half: 11-26 42.3%	2nd Half: 18-39 46.2%	Game: 44.6%
3-Pt. FG%	1st Half: 0-7 0.0%	2nd Half: 5-17 29.4%	Game: 20.8%
F Throw %	1st Half: 4-6 66.7%	2nd Half: 11-18 61.1%	Game: 62.5%

**Officials:** Dee Kantner, Clarke Stevens, Felicia Grinter, Bill Laranca  
**Technical fouls:** Louisville-None. Tennessee-None.  
**Attendance:** 6,147

Points in the paint-LOU 40,UT 26. Points off turnovers-LOU 10,UT 21.  
 2nd chance points-LOU 12,UT 15. Fast break points-LOU 6,UT 6.  
 Bench points-LOU 27,UT 22. Score tied-0 times. Lead changed-1 time.  
 Last FG-LOU 2nd-01:09, UT 2nd-00:09.  
 Largest lead-LOU by 20 2nd-18:30, UT by 1 1st-18:19.

Score by Periods	1st	2nd	Total
Louisville	41	45	86
Tennessee	26	52	78

**OKLAHOMA CITY, Okla.** -- The Lady Vols nearly rallied from a 20-point deficit in the second half, but came up short as their season came to an end in a 86-78 loss to Louisville in the Elite Eight at the Chesapeake Energy Arena. No. 2 seed Tennessee finished with a 27-8 record in Holly Warlick's first season at the helm of the program.

The Lady Vols were led by the senior duo of Taber Spani (20 points) and Kamiko Williams (12 points) for the third game in a row in the postseason. The pair, who played their final game in Orange & White combined for 32 points with all of Spani's points coming in the second half. Meighan Simmons scored all of her 12 points in the second half during UT's rally. Bashaara Graves and Isabelle Harrison each added 11 points.

Louisville was led by Shoni Schimmel, who scored 24 points. Sister Jude Schimmel scored 15 to give the duo 39 points. Bria Smith (13), Monique Reid (12) and Sara Hammond (11) also scored in double-figures for the Cardinals.

Down by as many as 20 points early in the second half, Tennessee cut the deficit to three points with 4:28 left in regulation, but the Lady Vols were unable to finish what would have been their largest comeback since 2009.

Simmons' first field goal -- after seven misses -- came on a 3-pointer with 8:28 left in regulation to cut it to 64-56. Spani's jumper brought UT within six. 64-58. Spani's free throws inched the Lady Vols to within five points at 66-61 with six minutes left.

Williams' jumper with 4:28 on the clock, made the game a one possession game (68-65) for the first time less than five minutes into the game (8-5). That was as close as the Lady Vols would get after a furious comeback in the second half.

The Schimmel sisters scored nine straight points for the Cardinals as Jude nailed a 3-pointer with 2:06 left followed by a layup from Shoni to regain a commanding eight-point lead with 1:46 left in the game at 79-71. An Antonio Slaughter layup regained the double-figure lead at 81-71 with 1:09 left. That proved to be the final blow for the Lady Vols and ended their season.

Shoni Schimmel knocked down a 3-pointer to put Louisville ahead by 20 at 49-29, just 90 seconds into the second half. Spani answered with her first points of the half on a 3-pointer of her own seconds later.

Louisville led 41-26 at halftime thanks to 17 total points from the Schimmel sisters as Spani led all players with 10. Tennessee's top three scorers (Simmons, Graves and Spani) combined for just three points -- all from Graves -- in the first 20 minutes. The Cardinals outrebounded the Lady Vols, 24-14 in the first half, including 10 offensive boards.

Tennessee had rallied to win from double-digit deficits three times this season vs. MTSU (down by 12), at Auburn (Down by 12) and at Arkansas (down by 11). The Lady Vols rallied from 14-point deficit to win in the Sweet 16 last season vs. Kansas.

# 2012-13 SEASON HONORS

## CIERRA BURDICK, F

- SEC Academic Honor Roll
- SEC Player of the Week, 3/4/13
- AutoZone Player of the Game, 11/11/12
- AutoZone Player of the Game, 2/21/13
- AutoZone Player of the Game, 3/5/13
- AutoZone Player of the Week, 3/5/13
- Regions Bank Player of the Game, 3/8/13

## ANDRAYA CARTER, G

- SEC First-Year Academic Honor Roll

## BASHAARA GRAVES, F

- Full Court National Freshman of the Year
- Full Court First-Team Freshman All-American
- WBCA Honorable Mention All-American
- WBCA All-Region 3 Nominee
- Coaches SEC Freshman of the Year
- Associated Press SEC Newcomer of the Year
- Coaches First-Team All-SEC
- Associated Press Second-Team All-SEC
- Coaches SEC All-Freshman Team
- SEC First-Year Academic Honor Roll
- SEC Freshman of the Week, 11/12/12
- AutoZone Player of the Game, 11/18/12
- SEC Freshman of the Week, 12/3/12
- AutoZone Player of the Game, 12/22/12
- SEC Freshman of the Week, 12/31/12
- AutoZone Player of the Game, 1/6/13
- AutoZone Player of the Week, 1/12/13
- SEC Freshman of the Week, 1/14/13
- AutoZone Player of the Game, 1/20/13
- AutoZone Player of the Game, 1/28/13
- AutoZone Player of the Game, 2/7/13

## ISABELLE HARRISON, F

- SEC Academic Honor Roll
- AutoZone Player of the Game, 11/15/12
- AutoZone Player of the Game, 12/28/12
- AutoZone Player of the Game, 12/30/12
- AutoZone Player of the Game, 1/3/13

## JASMINE JONES, F

- AutoZone Player of the Game, 2/17/13

## ARIEL MASSENGALE, PG

- AutoZone Player of the Game, 12/16/12

## MEIGHAN SIMMONS, G

- Associated Press Third-Team All-American
- Full Court Third-Team All-American
- WBCA Honorable Mention All-American
- Coaches SEC Co-Player of the Year
- Coaches First-Team All-SEC
- Associated Press First-Team All-SEC
- WBCA All-Region 3 Nominee
- Naismith College Player of Year Finalist
- Wooden Player of the Year Top-15 Finalist
- State Farm Wade Trophy Top-12 Finalist
- State Farm Wade Trophy Watch List
- ESPN National Player of the Week, 12/3/12
- SEC Player of the Week, 12/3/12
- AutoZone Player of the Game, 11/9/12
- AutoZone Player of the Game, 12/2/12
- AutoZone Player of the Game, 1/10/13
- AutoZone Player of the Game, 1/13/13
- AutoZone Player of the Game, 1/19/13
- AutoZone Player of the Week, 2/10/13
- AutoZone Player of the Week, 2/15/13
- AutoZone Player of the Week, 2/22/13

## TABER SPANI, G/F

- All-Oklahoma City Regional Team
- SEC All-Tournament Team
- Capital One Acad. All-District 3
- SEC Academic Honor Roll
- SEC Community Service Team
- Brad Davis SEC Comm. Service Post-Graduate Scholarship Nominee (\$5000)
- Chancellor's Citation for Outstanding Scholarship
- AutoZone Player of the Game, 11/25/12
- AutoZone Player of the Game, 1/24/13
- AutoZone Player of the Game, 2/3/13
- AutoZone Player of the Game, 2/24/13
- AutoZone Player of the Game, 2/28/13
- AutoZone Player of the Week, 3/1/13

## KAMIKO WILLIAMS, G

- All-Oklahoma City Regional Team
- AutoZone Player of the Game, 11/28/12
- AutoZone Player of the Game, 12/18/12
- AutoZone Player of the Game, 1/31/13
- AutoZone Player of the Week, 2/1/13
- AutoZone Player of the Week, 2/8/13
- AutoZone Player of the Game, 2/24/13
- AutoZone Player of the Week, 3/1/13



3 PT	FG	FT	OFF REB	DEF REB	TEAM FLS	T.O.L	T.O.L	U	TEAM FLS	DEF REB	OFF REB	FT	FG
6 / 9	8 / 16	2 / 2	1	8	2	24	6	21	5	7	4	2 / 2	7 / 19

# HISTORY

## ALL-TIME ROSTER

## A

Jody Adams	3	1989-93	Graduate	Cleveland, TN/Bradley County	G	5-5	107	6.7	1.7
Nicky Anosike	55	2004-08	Graduate	Staten Island, NY/St. Peter's	F/C	6-4	146	7.5	6.3
Alberta Auguste	33	2006-08	Graduate	Marrero, LA/John Ehret	F	5-11	75	5.1	2.6
Lauren Avant	12	2010-11	Transfer	Memphis, TN/Lausanne Collegiate School	G	5-9	19	2.6	1.3

## B

Suzanne Barbre	34	1974-78	Graduate	Morristown, TN/Morristown West	G	5-8	64	13.5	4.2
Briana Bass	1	2008-12	Graduate	Indianapolis, IN/North Central	G	5-2	118	2.1	0.8
Vicki Baugh	21	2007-12	Graduate	Sacramento, CA/Sacramento	F	6-4	111	5.8	5.1
Angie Bjorklund	5	2007-11	Graduate	Spokane Valley, WA/University	G/F	6-0	132	11.1	2.9
Shannon Bobbitt	00	2006-08	Graduate	New York, NY/Bergtraum	G	5-2	74	9.3	2.3
Cindy Boggs	24	1974-75	Graduate	Ducktown, TN	G	5-6			
Fonda Bondurant	12	1975-77	Graduate	South Fulton, TN/South Fulton	G	5-6	30	2.1	0.9
Sherry Bostic	14	1984-86	Transfer	LaFollette, TN/Campbell County	F	5-11	51	3.1	1.9
Nancy Bowman	12	1972-75	Graduate	Lenoir City, TN	G	5-3			
Gina Bozeman	20	1981	Transfer	Sylvestor, GA/Worth Academy	G	5-6	8	1.3	0.4
Diane Brady	20	1973-75	Graduate	Calhoun, TN	G	5-2			
Alyssia Brewer	33	2008-11	Transfer	Sapulpa, OK/Sapulpa	F	6-3	87	6.9	4.6
Cindy Brogdon	44	1977-79	Graduate	Buford, GA/Greater Atlanta Christian	F	5-10	70	20.8	6.0
<b>Cierra Burdick</b>	<b>11</b>	<b>2011-</b>	<b>Active</b>	<b>Charlotte, NC/Butler</b>	<b>F</b>	<b>6-2</b>	<b>63</b>	<b>6.2</b>	<b>4.4</b>
Niya Butts	3	1996-00	Graduate	Americus, GA/Americus	F	6-0	111	2.3	1.2
Tasha Butts	3	2000-04	Graduate	Milledgeville, GA/Baldwin County	G	5-11	141	6.4	3.8

## C

Kelley Cain	52	2007-11	Graduate	Atlanta, GA/St. Pius X	C	6-6	92	8.6	6.2
Nikki Caldwell	33	1990-94	Graduate	Oak Ridge, TN/Oak Ridge	G	5-11	126	5.9	2.2
Sonya Cannon	51	1981-85	Graduate	Maryville, TN/Maryville	F	5-8	21	0.7	0.4
Abby Canon	12	2004-05	Transfer	Shelbyville, TN/Shelbyville Central	G	5-8	7	0.0	0.1
Amanda Canon	11	1998-02	Graduate	Shelbyville, TN/Shelbyville Central	F	5-11	42	0.8	0.4
<b>Andraya Carter</b>	<b>14</b>	<b>2012-</b>	<b>Active</b>	<b>Flowers Branch, GA/Buford</b>	<b>G</b>	<b>5-9</b>	<b>7</b>	<b>5.3</b>	<b>1.6</b>
Tamara Carver	50	1990-91	Transfer	Cosby, TN/Cosby	G	5-6	4	1.0	0.3
Kelli Casteel	34	1988-92	Graduate	Maryville, TN/Maryville	C	6-2	129	6.5	3.4
Tamika Catchings	24	1997-01	Graduate	Duncanville, TX/Duncanville	F	6-1	127	16.6	7.9
Lesia Cecil	51	1985-86	Graduate	Helenwood, TN/Scott County	G	5-2	4	0.8	0.3
Daedra Charles	32	1988-91	Graduate	Detroit, MI/St. Martin de Porres	C	6-3	105	14.2	8.2
Becky Clark	24	1979-80	Transfer	Memphis, TN/Bishop Byrne	F	5-8	10	1.6	1.0
Regina Clark	5	1988-92	Graduate	Saginaw, MI/Buena Vista	G	5-8	109	3.6	1.4
Kristen "Ace" Clement	33	1997-01	Graduate	Broomall, PA/Cardinal O'Hara	G	5-11	136	5.8	2.4
Susan Clower	34	1978-82	Graduate	Kingston, TN/Roane County	G	5-9	139	3.0	1.9
Lynne Collins	40	1980-84	Graduate	Blacksburg, VA/Blacksburg	F	6-0	126	4.8	3.0
Shelia Collins	30	1981-85	Graduate	Colbert, GA/Madison County	G	5-9	104	13.6	6.0
Abby Conklin	52	1993-97	Graduate	Charlestown, IN/Charlestown	F	6-3	143	8.6	3.9
Pam Cook	42	1982-83	Quit	Duluth, GA/North Gwinnett	G	5-7	27	3.8	2.2
Elizabeth Curry	10	2006-07	Graduate	New Virginia, IA/Interstate 35	G	5-6	14	0.4	0.0
Bev Curtis	51	1979	Quit	Acworth, GA/Etowah	F	6-0	6	4.0	2.0

## D

Latina Davis	5	1992-96	Graduate	Winchester, TN/Franklin County	G	5-6	136	9.2	4.0
LaToya Davis	4	2000-04	Graduate	Forsyth, GA/Mary Persons	F	6-0	128	3.6	2.1
Susie Davis	20	1976-79	Graduate	Hohenwald, TN/Lewis County	F	5-8	69	1.7	1.5
Freda DeLozier		1975	Graduate						
Rochone Dilligard	42	1991-94	Graduate	Lebanon, TN/Lebanon	F	6-1	44	2.2	1.8
Gail Dobson	52	1971-75	Graduate	Greeneville, TN	C	5-10			
Sybil Dosty	33	2004-05	Transfer	Tucson, AZ/Salpointe	C	6-3	62	2.8	2.7
Faith Dupree	34	2009-10	Transfer	Knoxville, TN/The Webb School	F/C	6-3			
Kris Durham	23	1987-89	Transfer	Dunellen, NJ/Union Catholic	G	5-8	36	5.9	1.4

## E

Sarah Edwards	31	1998-01	Graduate	Sevierville, TN/Sevier County	G/F	5-11	36	1.6	0.4
Tonya Edwards	33	1986-90	Graduate	Flint, MI/Northwestern	G	5-10	121	10.5	3.5
Cindy Ely	55	1977-81	Graduate	Canton, GA/Cherokee	C	6-2	128	5.0	4.6
Shyra Ely	43	2001-05	Graduate	Indianapolis, IN/Ben Davis	F	6-2	139	12.0	6.8
Kyra Elzy	5	1996-01	Graduate	LaGrange, KY/Oldham County	G/F	6-1	126	4.5	3.0
Peggy Evans	20	1990-93	Transfer	Detroit, MI/Country Day	C	6-0	94	11.5	6.1

## F

Sherri Fancher	14	1976-79	Graduate	Knoxville, TN/Sevier County	G	5-7	82	1.7	1.0
Tye'sha Fluker	50	2002-05	Graduate	Pasadena, CA/John Muir	C	6-5	140	6.3	4.0
Susan Foulds	13/42	1979-81	Graduate	Annandale, VA/Thomas Jefferson	F	5-11	29	1.1	1.0
Valerie Freeman	42	1983-85	Medical	Milledgeville, GA/Baldwin County	F	6-0	58	6.2	3.5

# ALL-TIME ROSTER (CONTINUED)

Sheila Frost	12	1985-89	Graduate	Pulaski, TN/Giles County	C	6-4	138	13.0	7.6
Alex Fuller	44	2004-09	Graduate	Shelbyville, TN/Shelbyville Central	F	6-3	139	5.5	3.8

## G

Amy Gamble	53	1983-84	Transfer	Glendale, W.VA/John Marshall	F	5-10	42	3.1	3.1
Marci Garner	40	1974-76	Graduate	Maryville, TN	F	5-8			
Teresa Geter	40	1997-99	Transfer	Columbia, SC/Columbia	C	6-3	67	6.1	4.7
Bridgette Gordon	30	1985-89	Graduate	DeLand, FL/DeLand	F	6-0	137	17.9	6.7
<b>Bashaara Graves</b>	<b>12</b>	<b>2012-</b>	<b>Active</b>	<b>Clarksville, TN/Clarksville</b>	<b>F</b>	<b>6-2</b>	<b>35</b>	<b>13.2</b>	<b>8.0</b>
Liza Graves	12	1975-78	Graduate	Knoxville, TN/Central	G	5-5	14	0.3	0.5
Amber Gray	10	2008-10	Transfer	West Chester, OH/Lakota West	F	6-1	27	2.7	1.9
Kathie Greene	52	1975-76	Graduate	New Market, TN	C	6-1			
Misty Greene	13	1995-98	Graduate	Decatur, TN/Meigs County	G	5-9	82	3.3	1.1
Debbie Groover	52	1977-81	Graduate	Canton, GA/Cherokee	C	6-0	139	11.4	6.9
Aubrey Guastalli	31	2004-05	Graduate	Westwood, MA/Westwood	G	5-6	8	0.0	0.1

## H

Tanya Haave	24/45	1980-84	Graduate	Evergreen, CO/Evergreen	F	6-2	128	13.8	5.9
Leanne Hance	15	1977-78	Quit	Morristown, TN/Morristown West	F	5-7	14	1.2	1.1
Jerilynn Harper	31	1978-79	Transfer	Jefferson City, TN/Jefferson Co.	C	6-1	37	9.9	4.6
<b>Isabelle Harrison</b>	<b>20</b>	<b>2011-</b>	<b>Active</b>	<b>Nashville, TN/Hillsboro</b>	<b>C</b>	<b>6-3</b>	<b>56</b>	<b>6.1</b>	<b>4.8</b>
Lisa Harrison	21	1989-93	Graduate	Louisville, KY/Southern	F	6-0	130	8.7	6.3
Pat Hatmaker	20/24	1980-84	Graduate	Knoxville, TN/Karns	G	5-8	128	3.5	1.4
Debbie Hawhee	52	1988-92	Graduate	Greeneville, TN/South Greene	F	6-1	107	3.0	1.7
Dena Head	11	1988-92	Graduate	Canton, MI/Plymouth-Salem	G	5-11	135	11.0	4.8
Lea Henry	44	1979-83	Graduate	Damascus, GA	G	5-4	134	8.4	1.8
Chamique Holdsclaw	23	1995-99	Graduate	Astoria, NY/Christ the King	F	6-2	148	20.4	8.8
Alexis Hornbuckle	14	2004-08	Graduate	Charleston, WV/South Charleston	G	5-11	138	9.7	5.4
Karla Horton	55	1984-87	Graduate	Kershaw, SC/Andrew Jackson	C	6-2	99	9.4	7.8

## J

Brittany Jackson	25	2001-05	Graduate	Cleveland, TN/Bradley Central	F	6-0	134	6.9	1.9
Gwen Jackson	13	1999-03	Graduate	Eufaula, AL/Eufaula	C	6-2	137	11.0	5.7
Marlene Jeter	15	1990-92	Graduate	Carlisle, SC/Union	F	6-0	29	3.2	2.2
Dana Johnson	53	1991-95	Graduate	Baltimore, MD/Western	C	6-2	133	12.2	7.8
Glory Johnson	25	2008-12	Graduate	Knoxville, TN/The Webb School	F	6-3	141	11.7	8.6
Michelle Johnson	00/44	1993,95	Medical	Shelbyville, TN/Shelbyville Central	F	6-0	38	3.1	2.8
Tiffani Johnson	4	1994-97	Graduate	Charlotte, NC/Garinger	C	6-4	110	8.9	6.8
Kellie Jolly	14	1995-99	Graduate	Sparta, TN/White County	G	5-10	132	6.8	1.9
<b>Jasmine Jones</b>	<b>2</b>	<b>2012-</b>	<b>Active</b>	<b>Madison, AL/Bob Jones</b>	<b>F</b>	<b>6-2</b>	<b>35</b>	<b>4.7</b>	<b>3.9</b>

## K

Janice Koehler	14	1974-76	Graduate	Nashville, TN	G	5-6			
----------------	----	---------	----------	---------------	---	-----	--	--	--

## L

Tammy Larkey	52	1981-83	Transfer	Gray, TN/Daniel Boone	C	6-5	42	4.8	3.6
Kara Lawson	20	1999-03	Graduate	Alexandria, VA/West Springfield	G	5-8	143	13.6	4.3
Brynae Laxton	31	1995-98	Graduate	Oneida, TN/Oneida	F	6-0	99	2.7	2.2
Cheryl Littlejohn	44	1983-87	Graduate	Gastonia, NC/Hunter Huss	C	6-3	118	2.3	1.5

## M

Alicia Manning	15	2008-12	Graduate	Woodstock, GA/Etowah	F	6-1	139	4.5	3.9
Michelle Marciniak	3	1993-96	Graduate	Macungie, PA/Allentown Ctr. Calh.	G	5-9	104	9.7	2.5
Pam Marr	10	1982-86	Graduate	Winter Park, FL/Winter Park	G	5-6	132	1.9	1.0
Dawn Marsh	4	1984-88	Graduate	Alcoa, TN/Alcoa	G	5-6	132	5.6	1.7
<b>Ariel Massengale</b>	<b>5</b>	<b>2011-</b>	<b>Active</b>	<b>Bolingbrook, IL/Bolingbrook</b>	<b>G</b>	<b>5-7</b>	<b>68</b>	<b>7.7</b>	<b>2.5</b>
Melissa McCray	35	1985-89	Graduate	Johnson City, TN/Science Hall	G	5-10	139	6.3	2.7
Nikki McCray	23	1991-95	Graduate	Collierville, TN/Collierville	F	5-11	127	12.4	5.3
Courtney McDaniel	34/42	2000-04	Graduate	Bristol, TN/Tennessee	C/F	6-1	101	3.5	2.7
April McDivitt	10	1999-02	Transfer	Connersville, IN/Connersville	G	5-8	104	5.0	1.5
Carla McGhee	24	1986-90	Graduate	Peoria, IL/Manual	F	6-3	101	6.1	5.1
Lisa McGill	24	1976-79	Graduate	Gatlinburg, TN/Sevier County	F	5-10	50	5.9	4.6
Cait McMahan	2	2006-09	Medical	Maryville, TN/Heritage	G	5-4	44	2.8	1.2
Laurie Milligan	11	1994-98	Graduate	Tigard, OR/Tigard	G	5-8	102	3.6	1.1
Zandra Montgomery	30	1977-79	Graduate	Cleveland, TN/Bradley Central	F	5-10	65	10.0	4.8
Nicci Moats	34	2006-07	Transfer	Daleville, VA/Lord Botetourt	F	6-2	9	0.8	0.9
Loree Moore	21	2001-05	Graduate	Lakewood, CA/Narbonne	G	5-9	118	6.1	3.8
<b>Nia Moore</b>	<b>21/1</b>	<b>2012-</b>	<b>Active</b>	<b>Chicago, IL/Bolingbrook</b>	<b>C</b>	<b>6-3</b>	<b>20</b>	<b>2.8</b>	<b>1.9</b>
Pearl Moore	42	1987-90	Graduate	Harriman, TN/Harriman	F	6-2	39	3.0	2.7
Tasheika Morris	12	1999-00	Transfer	Huntsville, AL/Butler	F	6-0	23	2.2	0.8
Karen Morton	50	1982-83	Transfer	Lake City, TN/Lake City	C	6-3	21	11.7	5.5

## ALL-TIME ROSTER (CONTINUED)

Lindsey Moss	21	2005-06	Transfer	Alpharetta, GA/Chattahoochee	G	6-1	28	2.0	0.7
Sabrina Mott	40	1986-87	Graduate	Brentwood, TN/Brentwood	G	5-9	10	0.7	0.4
Michelle Muñoz	14	2001-02	Transfer	Mason, OH/Mason	F	6-1	27	3.7	2.0

## N

Cindy Noble	32	1978-81	Graduate	Clarksburg, OH/Adena	C	6-5	103	15.2	7.1
-------------	----	---------	----------	----------------------	---	-----	-----	------	-----

## O

Kathy O'Neil	40	1976-80	Graduate	Newport, TN/Cocke County	F	5-11	137	5.2	3.5
Mary Ostrowski	14	1980-84	Graduate	Parkersburg, WV/Parkersburg Catholic	F/C	6-2	125	13.8	8.0

## P

Candace Parker	3	2004-08	Graduate	Naperville, IL/Naperville Central	F	6-4	110	19.4	8.8
Jane Pemberton	44	1975-76	Graduate	Deer Lodge, TN	C	5-10			
Jasmine Phillips	1	2012-13	Transfer	Hartsville, SC/Hartsville	G	5-10	12	1.9	0.9
Shalon Pillow	50	1998-02	Graduate	Addyston, OH/Taylor	C	6-3	108	2.7	1.5

## R

Semeka Randall	21	1997-01	Graduate	Cleveland, OH/Trinity	G	5-10	140	13.7	5.1
Jill Rankin	13	1979-80	Graduate	Phillips, TX/Phillips	C	6-3	38	19.2	7.3
Linda Ray	23/35	1981-85	Graduate	Norris, TN/Norris	F	5-9	19	1.1	0.8
Dominique Redding	13	2003-07	Graduate	Clearwater, FL/Clearwater	F	6-1	130	3.3	1.3
<b>Jordan Reynolds</b>	<b>0</b>	<b>2013-</b>	<b>Active</b>	<b>Portland, OR/Central Catholic</b>	<b>G</b>	<b>5-11</b>			
Emily Roberts	52	1976-77	Graduate	Sharon, TN/Westview	C	5-9	25	2.8	2.3
Patricia Roberts	44	1976-77	Graduate	Monroe, GA/Monroe	F/C	6-1	33	29.9	14.2
Ashley Robinson	33/43	2000-04	Graduate	Grand Prairie, TX/South Gr.	C	6-5	132	7.0	5.1
<b>Mercedes Russell</b>	<b>21</b>	<b>2013-</b>	<b>Active</b>	<b>Springfield, OR/Springfield</b>	<b>C</b>	<b>6-6</b>			

## S

Debbie Scott	50	1988-90	Transfer	Gallatin, TN/Gallatin	F	6-0	70	4.7	1.9
Joy Scruggs	22	1971-75	Graduate	Cleveland, TN	G	5-3			
Jan Seay	31	1977-78	Quit	Albany, GA/Albany	F	5-8	3	0.7	.0
Shelley Sexton	23	1983-87	Graduate	Lake City, TN/Anderson County	G	5-7	112	8.5	2.5
<b>Meighan Simmons</b>	<b>10</b>	<b>2010-</b>	<b>Active</b>	<b>Cibola, TX/Byron P. Steele II</b>	<b>G</b>	<b>5-9</b>	<b>108</b>	<b>13.8</b>	<b>2.9</b>
Sydney Smallbone	20	2007-11	Graduate	Granger, IN/St. Joseph's	G	5-10	106	2.5	0.9
Kim Smallwood	10	1995-96	Transfer	Richmond, TX/Lamar Consolidated	F	5-10	21	2.0	1.4
Melissa Smith	44	1989-90	Transfer	Schofield, WI/D.C. Everest	C	6-2	25	1.4	1.2
Tanika Smith	25	1993-95	Transfer	Knoxville, TN/Central	G	5-8	39	1.1	0.6
Michelle Snow	00	1998-02	Graduate	Pensacola, FL/Pensacola	C	6-5	137	10.9	6.5
Kristie Snyder	15	1983-84	Graduate	Knoxville, TN/Bearden	G	5-6	6	0.7	0.3
Taber Spani	13	2009-13	Graduate	Lee's Summit, MO/Home Schooled	G	6-1	132	8.0	3.6
Sidney Spencer	1	2003-07	Graduate	Hoover, AL/Hoover	F/C	6-3	133	8.2	3.8
Kathy Spinks	11	1984-88	Graduate	Forest Hills, KY/Belfrey	C	6-2	125	4.7	3.0
LaShonda Stephens	34	1996-00	Graduate	Woodstock, GA/Sequoyah	C	6-3	92	2.5	1.9
Shekinna Stricklen	40	2008-12	Graduate	Morrilton, AR/Morrilton	G/F	6-2	139	13.5	6.5

## T

Sue Thomas	30	1974-77	Graduate	Maryville, TN/Everett	F	5-8	33	11.3	6.1
Pashen Thompson	44	1993-97	Graduate	Philadelphia, MS/Philadelphia	C	6-1	130	7.4	6.3
Mina Todd	23	1980-81	Transfer	Murray, KY/Calloway County	G	5-10	9	4.5	2.0
Paula Towns	51/55	1980-84	Graduate	Fort Valley, GA/Peach County	F	6-1	117	9.5	6.5
Gay Townson	14	1986-87	Graduate	Loudon, TN/Loudon	F	5-9	10	0.8	0.2
Jennifer Tuggle	32	1984-88	Graduate	Etowah, TN/McMinn Central	F	6-2	97	4.6	2.4

## W

Vonda Ward	24	1991-95	Graduate	Northfield, OH/Trinity	C	6-6	125	6.7	5.6
Holly Warlick	22	1976-80	Graduate	Knoxville, TN/Bearden	C	5-7	141	6.4	3.5
Jackie Watson	32	1974-77	Graduate	Crossville, TN/Cumberland County	F	5-8	33	4.9	3.8
Lisa Webb	34	1983-88	Graduate	Milledgeville, GA/Baldwin County	F	5-9	113	6.4	4.1
Sa'de Wiley-Gatewood	15	2004-05	Transfer	Pomona, CA/Lynwood	G	5-9	22	5.6	2.0
Kamiko Williams	4	2009-13	Graduate	Clarksville, TN/Northeast	G	5-11	128	5.5	2.9
Tiffany Woosley	10	1991-95	Graduate	Shelbyville, TN/Shelbyville Central	G	5-6	104	10.5	2.2

## Z

Shanna Zolman	5	2002-06	Graduate	Syracuse, IN/Wawasee	G	5-10	144	11.8	2.5
---------------	---	---------	----------	----------------------	---	------	-----	------	-----

\*CD = Completing Degree



# THE EARLY YEARS

The following is a list of all women known to have been a member of a University of Tennessee women's basketball team between 1903 and 1974. Years of participation refer to the end of that academic year, the conclusion of the season. This list, compiled from all available sources, is not assumed to be complete or even necessarily correct.

GENERAL

STAFF

PLAYERS

REVIEW

HISTORY

FACILITIES

NCAA

SEC

RECORDS

MEDIA INFO



## THE PLAYERS

ANDERTON, Billye 1969-70  
 ANDERTON, Mary 1926  
 ARGERA, — 1971  
 AYCOCK, Mary or Pauline 1922  
 BAIRD, Evelyn 1924-25-26\*  
 BARFIELD, Carol 1971  
 BAUMAN, Harriet 1904  
 BEAN, Lucille 1926  
 BLAIR, Annis or Sara 1922  
 BLANTON, Mary Virginia 1926  
 BOND, Nell 1924  
 BORTHICK, Melinda 1972-73-74  
 BRIMI, Barbara 1965 to 68  
 BRYANT, Marjorie 1922-23  
 BURDICK, Kathleen 1922  
 CABLE, Catherine 1926  
 CALDWELL, Linda 1969-70  
 CAPP, Ethel 1926  
 CARLETON, Adaline 1925  
 CAROTHERS, Hattie 1922  
 CARTER, Sandy 1974  
 COLE, Susie 1970  
 CONLEY, Ruby 1924-25  
 COOKE, Mary 1925  
 COOLEY, Elizabeth 1905  
 COOPER, Mary 1906  
 COPLEY, Marie 1972  
 CRESTLA, — 1926  
 CROW, Mabel 1925  
 CROW, Dona 1971  
 DAHNKE, Marjorie 1926  
 DAMON, Myrtle 1907  
 DANIEL, Mary 1910  
 D'ARDELL, Verdi 1922  
 DAVIS BAXTER, Carolyn 1963  
 DAVIS, Marjorie 1907-08-10  
 DeGOLIA, Fannie 1903-04  
 DODD, Lillian 1905  
 DOZIER, Mary 1926  
 DUNBAR, Jackie 1974  
 DUNN, Barbara 1972-73  
 ELKINS, Catherine 1925  
 ELLIS, Mary 1926  
 FERRIS, Elizabeth 1924-25  
 FOX, — 1924  
 FRAZIER, Claudia 1908-09\*  
 FRITZ, Ruthie 1969-70  
 FULLER, Aimee 1974  
 GARTH, Jeanie 1920\*  
 GILDERSLEEVE, Mabel 1904-06-07  
 GOODWIN, Carol 1963  
 GRAVES, Patricia 1971  
 GREEN, Brenda 1963 to 66  
 GREGORY, Gloria 1963 to 66  
 GROVES, Sue 1974  
 HALL, Jennifer 1969

HAPE, Nelle 1920  
 HARBERT, Florine 1924-25  
 HARDIN, Mary 1909  
 HARRIS, Anne 1925  
 HAZELWOOD, Margaret 1924-25  
 HIBLER, Mary Dell 1969\*-70  
 HICKEY, Gayle 1970-71  
 HICKS, Agnes 1925-26  
 HILL, Jane 1969  
 HITE, Maude 1904-05-07  
 HOBBS, Terry 1973  
 HOHNE, Maria 1974  
 HOOD, Grace 1905-06-07\*-08\*  
 HOPSON, Trixie 1923  
 HOUSE, Mary 1920  
 HULING, Fannie 1924-25  
 JARDET, Jan 1969-70-71-72\*  
 JARRELL, Jackie 1970  
 JETER, Gladys 1920  
 JOHNSON, Mary 1920  
 KEHR, Florence 1910  
 KEHR, Marguerite 1909-10  
 KELLER, Maude 1903  
 LACY, Louise 1926  
 LEE, Ann 1969  
 LENAHA, Kyran 1973-74  
 LOVEFACE, Inez 1924-25\*  
 LOWE, Alberta 1920  
 LYMAN, Jessica 1910\*  
 MABRY, Evelyn 1926  
 McCRACKEN, Jennilee  
 1922-23-24-MG25  
 McINTIRE, Blanch 1903  
 McNABB, Leta 1910  
 MILLER, Bertha Rose 1906  
 MILLER, Grace 1907-08-09  
 MINTON, Lucille 1926  
 MORGAN, Lucy 1920-22  
 MORIARTY, Lois 1923  
 MORRILL, Jenny 1904\*  
 NELSEN, Gretchen 1909-10  
 NICKERSON, Margaret 1910  
 PASCHALL, Debbie 1972-73  
 PAYNE, Diane 1971  
 PEMBERTON, Lynn 1972-73  
 PERKINS, Alice 1907-08  
 PERKINS, Margaret 1905-06  
 PETRONE, Patty 1973  
 PIERCE, Patty 1969  
 PIETY, Linda 1970  
 POLK, Essie 1905\*-06\*  
 POPE, Anne 1922-23  
 POWELL, Lou Ann 1969-70  
 PRESTLEY, Lelia 1926  
 PRUETT, Diane 1971  
 PULLIN, Burline 1925

RHEA, Colleen 1926  
 RICE, Genevieve 1907-08  
 ROCKWELL, Katherine 1920  
 ROEHL, Winona 1905  
 SCARBROUGH, Ann 1971  
 SCHULTZE, Sue 1973-74  
 SCOTT, Gloria 1972-73-74  
 SCOTT, Virginia 1920\*  
 SHANTON, Mary Moore 1926  
 SMALLEY, Louise 1923  
 SMARTT, Jane 1965 to 68  
 SMITH, Maud Walker 1924  
 STARK, Margaret 1920  
 STOKELY, Anna 1923  
 STOLTZFUS, Christine 1909  
 STRADLEY, Mildred 1923-24-25-26  
 THOMPSON, — 1969  
 THORNBURGH, Laura 1903-04  
 TODD, Nannie 1906  
 TREADWELL, Mary 1903  
 UPCHURCH, Catherine 1926  
 VANNEMAN, Agnes 1920  
 WADE, Daisy 1906  
 WALDROP, Eve 1971  
 WARD, Sadie 1904  
 WATKINS, Sarah 1923-25  
 WAYLAND, Edith 1907  
 WELLER, Helen 1924\*  
 WEYLAND, Anna 1906  
 WHITE, Becky 1926  
 WILLIAMS, Frances 1924-25-26  
 WILLIAMS, Jane 1903-04  
 WILLIAMS, Katherine 1903\*  
 WINGATE, Marion 1923  
 WYATT, Margie 1971  
 YOUNG, Elizabeth 1926  
 YOW, Venessa 1972

*italics indicate estimated years*  
 \* - team captain

## ALL-TIME LADY VOL COACHES

Name	Years	Yrs.	Won	Lost	Tie	Pct.	Name	Years	Yrs.	Won	Lost	Tie	Pct.
Katherine Williams	1903	1	0	2	0	.000	Nancy Lay	1960-68	9	*	*	*	***
Jenny Morrill	1904	1	0	2	0	.000	Joan Cronan	1969-70	2	8	10	0	.444
L.T. Belmont	1905	1	0	4	0	.000	Margaret Hutson	1971-74	4	60	18	0	.769
Essie Polk	1906	1	0	3	0	.000	Pat Head Summitt	1974-2012	38	1,098	208	0	.841
T.S. Myers	1907	1	1	1	0	.500	Holly Warlick	2012-	1	27	8	0	.771
W.C. Burnley	1908	1	1	2	0	.333	<b>TOTALS</b>	<b>68 years</b>		<b>1,218</b>	<b>273</b>	<b>2</b>	<b>.816</b>
Andrew Weisenberg	1909	1	1	1	1	.500							
Howard Sandburg	1909-10	1	0	2	0	.000							
Mary Douglas Ayres	1920	1	2	3	0	.400							
Mabel Miller	1922-23	2	4	2	0	.667							
Fay Morgan	1924	1	4	3	0	.571							
Ann Huddle	1925-26	2	12	4	1	.735							

17 coaches in 68 seasons entering 2013-14

\* No schedules or results available

**NOTE:** The 1,218 victories establish the University of Tennessee as the all-time winningest program in NCAA Division I women's basketball history.

## ALL-TIME ASSISTANTS & STAFF

COACH	POSITION	YEARS
Jane Albright	Graduate Assistant	1981-83
Kathy Allen	Graduate Assistant	2002-04
Janet Allman	Graduate Assistant	1983-84
Debbie Ayers	Volunteer Assistant	1989-90
<b>Josh Baney</b>	<b>Graduate Assistant/Video Coord.</b>	<b>2012-13/2013-present</b>
Journey Beard	Volunteer Assistant	1982-83
<b>Michael Beaumont</b>	<b>Dir. of BB Ops.</b>	<b>2012-present</b>
Alysiah Bond	Dir. of BB Ops.	1998-01
Al Brown	Assistant	1995-02
Greg Brown	GA/Assistant	2002-03/03-04
Tasha Butts	Graduate Assistant	2004-05
Nikki Caldwell	GA/Assistant	1998-99/2002-08
Daedra Charles-Furlow	Assistant/Dir. of Char. Dev.	2008-10/2010-12
Shelia Collins	Graduate Assistant	1986-87
Loretta Coughlin	Volunteer Assistant	1980-81
Tony Cross	Volunteer Assistant	1983-84
Elizabeth Curry	Graduate Assistant	2007-09
Nancy Darsch	Assistant	1978-85
Mickie DeMoss	Asst./Assoc Head/Asst	1985-2001, 01-03, 2010-12
Sherry Dihel	Vol. Admin. Asst.	1997-98
Danielle Donehew	Graduate Assistant/ Dir. of BB Ops.	2001-03/03-08
Angel Elderkin	Graduate Assistant/Video Coord.	2005-06/06-07
<b>Kyra Elzy</b>	<b>Assistant</b>	<b>2012-present</b>
Michael Fahey	Video Coordinator	2011-13
Stephanie Glance	Special Asst./Assistant	2009-10
Kathy Harston	Dir. Of BB Ops.	2008-12
David Head	Graduate Assistant	2003-05
Lea Henry	Graduate Assistant	1984-85
Elizabeth Jackson	Graduate Assistant	1976-77
Cassie Kowaleski	Graduate Assistant	2009-10
<b>Jolette Law</b>	<b>Assistant</b>	<b>2012-present</b>
Angela Lawson	Graduate Assistant	1989-91
<b>Dean Lockwood</b>	<b>Assistant</b>	<b>2004-present</b>
Dawn Marsh	Part-time Assistant	1988-90
<b>Janet McGee</b>	<b>Assistant To Head Coach</b>	<b>2012-present</b>
Corinne Milien	Graduate Assistant	2010-12
Matthew Mitchell	Graduate Assistant	1999-00
Pam Owens	Graduate Assistant	2005-06
Carolyn Peck	Assistant	1993-95
Jill Rankin	Graduate Assistant	1980-81
Kelly P. Sahrner	Dir. of BB Ops.	1996-98
Shelley Sexton	Graduate Assistant	1988-89
<b>Amber Smith</b>	<b>Graduate Assistant</b>	<b>2013-present</b>
Judy Southard	Graduate Assistant	1977-78
Amber Stocks	Graduate Assistant	2000-02
<b>Pat Summitt</b>	<b>Head Coach/Head Coach Emeritus</b>	<b>1974-2012/2012-present</b>
Pam Tanner	Assistant/GA	1990-93
Heidi VanDerveer	Graduate Assistant	1986-88
<b>Holly Warlick</b>	<b>Assistant/Associate Head/Head</b>	<b>1985-2004/2005-12/2012-present</b>
Lisa Webb	Graduate Assistant	1988-89
Claudia Woody	Graduate Assistant	1978-79

# LADY VOL HONOREES

There are 70 categories of prominent honors that have been received by Lady Vol basketball players over the years. One-hundred-twelve Lady Vols, roughly 67 percent of the all-time roster of 166 players (through the 2012-13 season), have received recognition in one of these categories. Twelve players distinguish themselves by appearing in a double-digit number of categories: Chamique Holdsclaw 35; Candace Parker 27; Tamika Catchings 24; Bridgette Gordon, 20; Glory Johnson, 16; Kara Lawson, 15; Dena Head, 13; Daedra Charles and Nikki McCray, 12; Michelle Marciniak and Shekinna Stricklen, 11; Tanya Haave and Semeka Randall, 10. Additionally, another 80 Lady Vols have been decorated at least twice on this list.

## OLYMPIANS

Tamika Catchings 1976 (Silver)  
 Tamika Catchings 2004 (Gold), '08 (Gold), '12 (Gold)  
 Daedra Charles 1992 (Bronze)  
 Bridgette Gordon 1988 (Gold)  
 Lea Henry 1984 (Gold)  
 Chamique Holdsclaw 2000 (Gold)  
 Kara Lawson 2008 (Gold)  
 Nikki McCray 1996 (Gold), 2000 (Gold)  
 Carla McGhee 1996 (Gold)  
 Cindy Noble 1980 (Boycott), '84 (Gold)  
 Candace Parker 2008 (Gold), '12 (Gold)  
 Jill Rankin 1980 (Boycott)  
 Patricia Roberts 1976 (Silver)  
 Holly Warlick 1980 (Boycott)

## USA NATIONAL TEAMS

Cindy Brogdon 1976-78  
 Tamika Catchings 2002, '04, '06-13  
 Daedra Charles 1989, '92, '94  
 Shelia Collins 1983  
 Latina Davis 1995  
 Tonya Edwards 1997  
 Peggy Evans 1993  
 Sheila Frost 1988  
 Bridgette Gordon 1987-88, 1991  
 Debbie Groover 1979  
 Tanya Haave 1982  
 Dena Head 1991-94  
 Lea Henry 1980-84  
 Chamique Holdsclaw 1997-00  
 Dana Johnson 1994  
 Glory Johnson 2011, '13  
 Kara Lawson 2001, '06-10  
 Michelle Marciniak 1995-99  
 Nikki McCray 1993, '95-96, '98-00  
 Carla McGhee 1987, '93-96  
 Loree Moore 2003  
 Cindy Noble 1979-80, '83-84  
 Mary Ostrowski 1981, '83  
 Candace Parker 2006-13  
 Semeka Randall 1998  
 Jill Rankin 1979-80  
 Patricia Roberts 1976-78  
 Michelle Snow 2004, '06-08  
 Sidney Spencer 2008  
 Shekinna Stricklen 2011  
 Holly Warlick 1978-80  
 Tiffany Woosley 1994

## USA JUNIOR NATIONAL TEAMS

Jody Adams 1990  
 Nicky Anosike 2005, '07  
 Vicki Baugh 2006-07  
 Angie Bjorklund 2007  
 Alyssia Brewer 2008  
 Cierra Burdick 2009-11  
 Kelley Cain 2006  
 Andraya Carter 2010  
 Tamika Catchings 1997-98  
 Kristen Clement 1997  
 Susan Clower, 1978-79  
 Shelia Collins 1982  
 Abby Conklin, 1993-94  
 Latina Davis, 1993-94  
 Kris Durham 1986-88  
 Tonya Edwards 1986-87  
 Cindy Ely 1977-78  
 Kyra Elzy 1997  
 Peggy Evans 1991-92  
 Sheila Frost 1986  
 Bridgette Gordon 1986  
 Bashaara Graves, 2009-10, '12-'13  
 Debbie Groover 1977  
 Tanya Haave 1981  
 Lisa Harrison 1991  
 Dena Head 1989  
 Lea Henry 1978-79  
 Chamique Holdsclaw 1995  
 Dana Johnson 1991-93  
 Glory Johnson, 2007  
 Tiffani Johnson 1996  
 Tammy Larkey 1981

Kara Lawson 1998  
 Michelle Marciniak 1989-93  
 Pam Marr 1983  
 Dawn Marsh 1985-86  
 Ariel Massengale 2009-11, '13  
 Cait McMahan 2005  
 Loree Moore 2000-01  
 Karen Morton 1982, 1983  
 Mary Ostrowski 1978-80  
 Candace Parker 2003-04  
 Semeka Randall 1996-97  
 Ashley Robinson 2000  
 Michelle Snow 2000  
 Taber Spani, 2009  
 Shekinna Stricklen, 2007-08  
 Pashen Thompson 1994  
 Vonda Ward 1989-90, 1993  
 Holly Warlick 1977  
 Tiffany Woosley 1992-93

## U.S. OLYMPIC FESTIVAL

Jody Adams 1990  
 Daedra Charles 1987  
 Susan Clower 1978-79  
 Shelia Collins 1982  
 Abby Conklin 1993-94  
 Latina Davis 1993  
 Kris Durham 1986-87  
 Tonya Edwards 1986  
 Cindy Ely 1978  
 Peggy Evans 1991  
 Shelia Frost 1986  
 Amy Gamble 1982-83  
 Bridgette Gordon 1986  
 Tanya Haave 1981  
 Lisa Harrison 1991  
 Dena Head 1987  
 Lea Henry 1978-79  
 Chamique Holdsclaw 1995  
 Marlene Jeter 1989  
 Dana Johnson 1991  
 Tammy Larkey 1981  
 Michelle Marciniak 1989-91  
 Pam Marr 1983  
 Dawn Marsh 1985-86  
 Laurie Milligan 1995  
 Karen Morton 1982-83  
 Mary Ostrowski 1978-79  
 Pashen Thompson 1994  
 Vonda Ward 1989-90

## WBCA/KODAK/STATE FARM ALL-AMERICANS

Cindy Brogdon (F) 1976, '78, '79  
 Tamika Catchings (F) 1998, '99, '00, '01  
 Daedra Charles (C) 1990, 1991  
 Shelia Collins (G) 1985  
 Shyra Ely (F) 2004  
 Bridgette Gordon (F) 1988, '89  
 Tanya Haave (F) 1983  
 Lisa Harrison (F) 1993  
 Dena Head (G) 1992  
 Chamique Holdsclaw (F) 1996, '97, '98, '99  
 Glory Johnson (F) 2012  
 Kara Lawson (G) 2003  
 Nikki McCray (F) 1994, '95  
 Cindy Noble (C) 1981  
 Mary Ostrowski (F) 1982  
 Candace Parker (F) 2006, '07, '08  
 Semeka Randall (G) 1999, 2000  
 Jill Rankin (C) 1979, '80  
 Patricia Roberts (C) 1977  
 Shekinna Stricklen (G/F) 2011  
 Holly Warlick (G) 1980

## NAISMITH PLAYER OF THE CENTURY (1900s)

Chamique Holdsclaw 2000

## NAISMITH PLAYER OF THE YEAR

Chamique Holdsclaw 1998, '99  
 Tamika Catchings 2000  
 Candace Parker 2008

## NAISMITH ALL-AMERICA TEAM

Tamika Catchings 1999, '00  
 Daedra Charles 1991  
 Bridgette Gordon 1988, '89  
 Lisa Harrison 1993  
 Dena Head 1992  
 Chamique Holdsclaw 1997, '98, '99  
 Michelle Marciniak 1996  
 Nikki McCray 1994, 1995  
 Candace Parker 2007, '08

## ASSOCIATED PRESS PLAYER OF THE YEAR

Chamique Holdsclaw 1998, '99  
 Tamika Catchings 2000  
 Candace Parker 2008

## ASSOCIATED PRESS ALL-AMERICA TEAM

Angie Bjorklund 2010 (HM), '11 (HM)  
 Shannon Bobbitt 2008 (HM)  
 Tamika Catchings 1999 (1st), '00 (1st), '01 (2nd)  
 Shyra Ely 2004 (3rd)  
 Chamique Holdsclaw 1997 (1st), '98 (1st), '99 (1st)  
 Gwen Jackson 2001 (HM), '03 (HM)  
 Glory Johnson 2012 (HM)  
 Kellie Jolly 1999 (HM)  
 Kara Lawson 2001 (HM), '02 (3rd), '03 (2nd)  
 Candace Parker 2006 (2nd), '07 (1st), '08 (1st)  
 Semeka Randall 1999 (2nd), '00 (2nd), '01 (HM)  
 Meighan Simmons 2011 (HM), '13 (3rd)  
 Michelle Snow 2001 (HM), '02 (HM)  
 Shekinna Stricklen 2010 (HM), '11 (3rd), '12 (3rd)

## ESPY AWARDS FEMALE ATHLETE OF THE YEAR

Chamique Holdsclaw 1999  
 Candace Parker 2008

## ESPY AWARDS FEMALE COLLEGIATE ATHLETE OF THE YEAR

Candace Parker 2008

## ESPY AWARDS WOMEN'S BASKETBALL PLAYER OF THE YEAR

Tamika Catchings 2001  
 Chamique Holdsclaw 1998, '99

## ESPY AWARDS UNDERARMOUR UNDENIABLE PERFORMANCE AWARD

2007 Team

## HONDA-BRODERICK CUP ATHLETE OF THE YEAR

Chamique Holdsclaw 1998  
 Candace Parker 2008

## HONDA SPORTS AWARD

Bridgette Gordon 1989  
 Chamique Holdsclaw 1997, '98  
 Candace Parker 2007, '08

## NCAA WOMAN OF THE YEAR

Nicky Anosike 2009  
 Glory Johnson 2012 (top 30)  
 Kara Lawson 2003 (finalist)

## ESPN.COM NATIONAL PLAYER OF THE YEAR

Candace Parker 2008

## SPORTING NEWS PLAYER OF THE YEAR

Chamique Holdsclaw 1998, '99

## SPORTING NEWS ALL-AMERICA TEAM

Tamika Catchings 1999, '00  
 Chamique Holdsclaw 1998, '99  
 Semeka Randall 1999 (2nd)

## SPORTS ILLUSTRATED PLAYER OF THE YEAR

Chamique Holdsclaw 1998, '99

GENERAL

STAFF

PLAYERS

REVIEW

HISTORY

FACILITIES

NCAA

SEC

RECORDS

MEDIA INFO



## LADY VOL HONOREES (CONTINUED)

**SPORTS ILLUSTRATED ALL-AMERICA TEAM**

Tamika Catchings 1999, '00  
Chamique Holdsclaw 1998, '99

**STATE FARM WADE TROPHY WINNER**

Daedra Charles 1991  
Candace Parker 2007

**SULLIVAN AWARD**

Chamique Holdsclaw 1999

**USA BASKETBALL PLAYER OF THE YEAR**

Chamique Holdsclaw 1997  
Cindy Noble 1982

**USA BASKETBALL WRITERS OF AMERICA PLAYER OF THE YEAR**

Chamique Holdsclaw 1998, '99  
Tamika Catchings 2000  
Candace Parker 2007, '08

**USA BASKETBALL WRITERS OF AMERICA FRESHMAN OF THE YEAR**

Chamique Holdsclaw 1996  
Tamika Catchings 1998  
Shekinna Stricklen 2009

**FRANCIS POMEROY NAISMITH AWARD**

Kara Lawson 2003

**WBCA PLAYER OF THE YEAR**

Chamique Holdsclaw 1998, '99  
Tamika Catchings 2000

**WOODY HAYES AWARD**

Kara Lawson 2004

**JOHN R. WOODEN PLAYER OF THE YEAR**

Candace Parker 2007, '08

**JOHN R. WOODEN ALL-AMERICA TEAM**

Candace Parker 2007, '08

**NAISMITH COACH OF THE CENTURY (1900s)**

Pat Summitt 2000

**ASSOCIATED PRESS COACH OF THE YEAR**

Pat Summitt 1998

**ESPY COACH/MANAGER OF THE YEAR**

Pat Summitt 2008

**ESPY AWARDS/ARTHUR ASHE COURAGE AWARD**

Pat Summitt 2012

**NAISMITH COACH OF THE YEAR**

Pat Summitt 1987, '89, '94, '98, '04

**WBCA-CONVERSE COACH OF THE YEAR**

Pat Summitt 1983, '95, '98

**WBCA-SPALDING MAGGIE DIXON DIV. I ROOKIE COACH OF THE YEAR**

Holly Warlick 2013

**THE JOHN AND NELLIE WOODEN COACH OF THE YEAR**

Pat Summitt 1998

**JOHN R. WOODEN LEGENDS OF COACHING AWARD**

Pat Summitt 2008

**USA BASKETBALL WRITERS OF AMERICA COACH OF THE YEAR**

Pat Summitt 1998

**ESPY AWARDS CO-TEAM OF THE DECADE (1990s)**

Jody Adams 1989-93  
Niya Butts 1996-2000  
Nikki Caldwell 1990-94  
Amanda Canon 1998-02  
Tamara Carver 1990-91  
Kelli Casteel 1988-92  
Tamika Catchings 1997-01  
Daedra Charles 1988-91  
Regina Clark 1988-92  
Kristen "Ace" Clement 1997-01  
Abby Conklin 1993-97

Latina Davis 1992-96  
Rochone Dilligard 1991-94  
Sarah Edwards 1998-01  
Tonya Edwards 1986-90  
Kyra Elzy 1996-01  
Peggy Evans 1990-93  
Teresa Geter 1997-99  
Misty Greene 1995-98  
Lisa Harrison 1989-93  
Debbie Hawhee 1988-92  
Dena Head 1988-92  
Chamique Holdsclaw 1995-99  
Marlene Jeter 1990-92  
Dana Johnson 1991-95  
Michelle Johnson 1993, 1995  
Tiffani Johnson 1994-97  
Kellie Jolly 1995-99  
Brynae Laxton 1995-98  
Michelle Marciniak 1993-96  
Nikki McCray 1991-95  
Carla McGhee 1986-90  
Laurie Milligan 1994-98  
Pearl Moore 1987-90  
Shalon Pillow 1998-02  
Semeka Randall 1997-01  
Debbie Scott 1988-90  
Kim Smallwood 1995-96  
Melissa Smith 1989-90  
Tanika Smith 1993-95  
Michelle Snow 1998-02  
Lashonda Stephens 1996-2000  
Pashen Thompson 1993-97  
Vonda Ward 1991-95  
Tiffany Woosley 1991-95

**KODAK 25th ANNIVERSARY TEAM**

Chamique Holdsclaw 1999

**NCAA TEAM OF THE DECADE (1980s)**

Bridgette Gordon (F)

**NCAA 25th ANNIVERSARY TEAM**

Chamique Holdsclaw  
Bridgette Gordon  
Pat Summitt (coach)

**NCAA POSTGRADUATE SCHOLARSHIPS**

Tanya Haave 1984  
Lea Henry 1983

**CoSIDA ACADEMIC ALL-AMERICAN OF THE YEAR**

Jill Rankin 1980  
Candace Parker 2008

**GTE/CoSIDA ALL-TIME ACADEMIC ALL-AMERICA BASKETBALL TEAM**

Jill Rankin (2nd)

**ACADEMIC ALL-AMERICA TEAM**

Nicky Anosike 2008 (2nd)  
Angie Bjorklund 2010 (1st), '11 (2nd)  
Peggy Evans 1992 (3rd)  
Tanya Haave 1983 (3rd), '84 (1st)  
Lea Henry 1983 (3rd)  
Kara Lawson 2003 (1st)  
Glory Johnson 2012 (1st)  
Candace Parker 2007(2nd), '08 (1st)  
Jill Rankin 1980 (1st)  
Shanna Zolman 2006 (1st)

**WBCA NATIONAL PLAYER OF THE MONTH**

Candace Parker (January) 2008

**NCAA TOURNAMENT MOST OUTSTANDING PLAYER**

Tonya Edwards 1987  
Bridgette Gordon 1989  
Chamique Holdsclaw 1997, '98  
Michelle Marciniak 1996  
Candace Parker 2007, '08

**NCAA ALL-FINAL FOUR TEAM**

Nicky Anosike 2007, '08  
Shannon Bobbitt 2007, '08  
Tamika Catchings 1998, '00  
Daedra Charles 1991  
Tonya Edwards 1987  
Sheila Frost 1989  
Bridgette Gordon 1987, '89  
Dena Head 1991

Chamique Holdsclaw 1996, '97, '98  
Gwen Jackson 2003  
Tiffani Johnson 1996  
Kellie Jolly 1997, '98  
Kara Lawson 2003  
Michelle Marciniak 1996  
Nikki McCray 1995  
Mary Ostrowski 1984  
Candace Parker 2007, '08  
Shanna Zolman 2004

**NCAA REGIONAL TOURNAMENT MOST OUTSTANDING PLAYER**

Kelli Casteel 1991 (Midwest)  
Tamika Catchings 2000 (Midwest)  
Shelia Collins 1982 (Midwest)  
Latina Davis 1996 (East)  
Bridgette Gordon 1987 (Midwest), '89 (East)  
Chamique Holdsclaw 1997 (Midwest), '98 (Midwest)  
Gwen Jackson 2003 (Midwest)  
Dawn Marsh 1988 (East)  
Nikki McCray 1995 (Midwest)  
Mary Ostrowski 1984 (Midwest)  
Candace Parker 2007 (Dayton), 2008 (Oklahoma City)  
Shelley Sexton 1986 (Midwest)

**NCAA ALL-REGIONAL TOURNAMENT TEAMS**

Jody Adams 1991 (Midwest)  
Shannon Bobbitt 2007 (Dayton)  
Tasha Butts 2004 (Midwest)  
Kelli Casteel 1991 (Midwest)  
Tamika Catchings 1999 (East), 2000 (Midwest)  
Daedra Charles 1990 (East), 1991 (Midwest)  
Shelia Collins 1982 (Midwest), 1985 (Midwest)  
Latina Davis 1996 (East)  
LaToya Davis 2004 (Midwest)  
Shyra Ely 2002 (Midwest), 2003 (Midwest), 2004 (Midwest), 2005 (Philadelphia)  
Sheila Frost 1986 (Midwest), 1987 (Midwest), 1989 (East)  
Bridgette Gordon 1987 (Midwest), 1988 (East), 1989 (East)  
Tanya Haave 1983 (Midwest), 1984 (Midwest)  
Lisa Harrison 1993 (Midwest)  
Dena Head 1990 (East)  
Chamique Holdsclaw 1996 (East), 1999 (East), 1997 (Midwest), 1998 (Midwest)  
Alexis Hornbuckle 2008 (Oklahoma City)  
Gwen Jackson 2002 (Midwest), 2003 (Midwest)  
Dana Johnson 1995 (Midwest)  
Glory Johnson 2012 (Des Moines)  
Kellie Jolly 1997 (Midwest)  
Kara Lawson 2003 (Midwest)  
Michelle Marciniak 1995 (Midwest), 1996 (East)  
Dawn Marsh 1988 (East)  
Nikki McCray 1994 (Midwest), 1995 (Midwest)  
Mary Ostrowski 1984 (Midwest)  
Candace Parker 2006 (Cleveland), 2007 (Dayton), 2008 (Oklahoma City)  
Semeka Randall 1998 (Midwest), 2000 (Midwest)  
Shelley Sexton 1986 (Midwest)  
Taber Spani 2013 (Oklahoma City)  
Shekinna Stricklen 2011 (Dayton), 2012 (Des Moines)  
Pashen Thompson 1997 (Midwest)  
Kamiko Williams 2013 (Oklahoma City)  
Tiffany Woosley 1993 (Midwest)  
Shanna Zolman 2005 (Philadelphia), 2006 (Cleveland)

**SEC COACH OF THE YEAR**

Pat Summitt 1993, '95, '98, '01, '03, '04, '07, '11  
Holly Warlick 2013

**SEC FEMALE ATHLETE OF THE YEAR**

Bridgette Gordon 1989  
Daedra Charles 1991  
Chamique Holdsclaw 1998, '99  
Candace Parker 2008

**SEC PLAYER OF THE YEAR**

Bridgette Gordon 1989  
Dena Head 1992

# LADY VOL HONOREES (CONTINUED)

Nikki McCray 1994, '95  
 Chamique Holdscraw 1998, '99  
 Candace Parker 2007  
 Meighan Simmons 2013 (Co)  
 Shekinna Stricklen 2011

## SEC DEFENSIVE PLAYER OF THE YEAR

Glory Johnson 2012

## ALL-SEC TEAM

*In 1997, the AP began an All-SEC Team. C indicates Coaches' Team; AP indicates Associated Press Team; HM indicates honorable mention*

Angie Bjorklund 2009 (2nd-C; HM-AP), '10 (1st-C & AP)  
 Shannon Bobbitt 2008 (2nd C & AP)  
 Tasha Butts 2004 (2nd-C; 3rd-AP)  
 Kelley Cain 2010 (1st-C & AP)  
 Tamika Catchings 1998 (1st-C & AP), '99 (1st-C & AP), '00 (1st-C & AP), '01 (C-2nd; 3rd-AP)  
 Kristen "Ace" Clement 2001 (HM-AP)  
 Daedra Charles 1990 (1st-C), '91 (1st-C)  
 Shelia Collins 1985 (1st-C)  
 Abby Conklin 1997 (2nd-C; HM-AP)  
 Latina Davis 1996 (2nd-C)  
 Tonya Edwards 1998 (2nd-C), '90 (1st-C)  
 Shyra Ely 2004 (1st-C & AP), '05 (1st-C & AP)  
 Peggy Evans 1992 (1st-C)  
 Sheila Frost 1987 (1st-C), '88 (1st-C), '89 (1st-C)  
 Bridgette Gordon 1986 (1st-C), '87 (1st-C), '88 (1st-C), '89 (1st-C)  
 Bashaara Graves 2013 (1st-C; 2nd-AP)  
 Tanya Haave 1983 (1st-C), '84 (1st-C)  
 Lisa Harrison 1993 (1st-C)  
 Dena Head 1990 (2nd-C), '91 (1st-C), '92 (1st-C)  
 Lea Henry 1983 (1st-C)  
 Chamique Holdscraw 1996 (1st-C & AP), '97 (1st-C & AP), '98 (1st-C & AP), '99 (1st-C & AP)  
 Alexis Hornbuckle 2006 (2nd-C), '07 (1st-C & AP), '08 (1st-C; 2nd-AP)  
 Gwen Jackson 2001 (1st-C; 2nd-AP), '03 (1st-C; 2nd-AP)  
 Dana Johnson 1994 (1st-C), '95 (1st-C)  
 Glory Johnson 2011 (1st-C & AP), '12 (1st-C & AP)  
 Kellie Jolly 1999 (2nd-C)  
 Kara Lawson 2000 (1st-C; 2nd-AP), '01 (1st-C; 2nd-AP), '02 (1st-C & AP), '03 (1st-C & AP)  
 Michelle Marciniak 1995 (1st-C), '96 (2nd-C)  
 Dawn Marsh 1988 (2nd-C)  
 Melissa McCray 1989 (2nd-C)  
 Nikki McCray 1993 (2nd-C), '94 (1st-C), '95 (1st-C)  
 Mary Ostrowski 1982 (1st-C), '84 (1st-C)  
 Candace Parker 2006 (1st-C; 2nd-AP), '07 (1st-C & AP), '08 (1st-C & AP)  
 Semeka Randall 1998 (2nd-C & AP), '99 (1st-C & AP), '00 (1st-C; 2nd-AP), '01 (2nd-C; 3rd-AP)  
 Ashley Robinson 2001 (HM-AP)  
 Meighan Simmons 2011 (2nd-C & AP), '13 (1st-C; 1st-AP)  
 Michelle Snow 2000 (2nd-C; HM-AP), '01 (1st-C; 2nd-AP), '02 (2nd-C & AP)  
 Sidney Spencer 2007 (2nd-C; HM-AP)  
 Shekinna Stricklen 2009 (2nd-C; HM-AP), '10 (2nd-C & AP), '11 (1st-C & AP), '12 (1st-C & AP)  
 Paula Towns 1982 (1st-C)  
 Tiffany Woosley 1993 (1st-C), '94 (2nd-C)  
 Shanna Zolman 2004 (2nd-C), '05 (2nd-C & AP), '06 (1st-C; 2nd-AP)

## SEC ALL-DEFENSIVE TEAM

Kelley Cain 2010  
 Alexis Hornbuckle 2008  
 Glory Johnson 2011, '12

## SEC 6TH WOMAN OF THE YEAR

Alyssia Brewer 2010

## SEC FRESHMAN OF THE YEAR

Angie Bjorklund 2008  
 Tamika Catchings 1998

Bridgette Gordon 1986  
 Bashaara Graves 2013  
 Dena Head 1989  
 Chamique Holdscraw 1996  
 Candace Parker 2006  
 Meighan Simmons 2011

## SEC ALL-FRESHMAN TEAM

Nicky Anosike 2005  
 Angie Bjorklund 2008  
 Nikki Caldwell 1991  
 Tamika Catchings 1998  
 Latina Davis 1993  
 Kris Durham 1988  
 Tonya Edwards 1987  
 Shyra Ely 2002  
 Peggy Evans 1991  
 Bridgette Gordon 1986  
 Bashaara Graves 2013  
 Lisa Harrison 1990  
 Dena Head 1989  
 Chamique Holdscraw 1996  
 Alexis Hornbuckle 2005  
 Gwen Jackson 2000  
 Dana Johnson 1992  
 Glory Johnson 2009  
 Tiffani Johnson 1995  
 Kara Lawson 2000  
 Ariel Messengale 2012  
 Loree Moore 2002  
 Candace Parker, 2006  
 Semeka Randall 1998  
 Ashley Robinson 2001  
 Meighan Simmons 2011  
 Sidney Spencer 2004  
 Shekinna Stricklen 2009  
 Pashen Thompson 1994  
 Tiffany Woosley 1992  
 Shanna Zolman 2003

## SEC TOURNAMENT MOST VALUABLE PLAYER

Alyssia Brewer 2010  
 Shelia Collins 1985  
 Shyra Ely 2005  
 Bridgette Gordon 1988, '89  
 Dena Head 1992  
 Chamique Holdscraw 1998, '99  
 Glory Johnson 2012  
 Candace Parker 2006, '08  
 Jill Rankin 1980  
 Shekinna Stricklen 2011  
 Tiffany Woosley 1994

## SEC ALL-TOURNAMENT TEAM

Angie Bjorklund 2009, '11  
 Shannon Bobbitt 2008  
 Alyssia Brewer 2010  
 Tamika Catchings 1998, '99, '01  
 Daedra Charles 1990, '91  
 Shelia Collins 1985  
 Shyra Ely 2004, 2005  
 Peggy Evans 1992  
 Sheila Frost 1989  
 Bridgette Gordon 1988, '89  
 Tanya Haave 1982, '83  
 Dena Head 1989, '90, '92  
 Chamique Holdscraw 1996, '97, '98, '99  
 Alexis Hornbuckle 2007  
 Brittany Jackson 2005  
 Dana Johnson 1994, '95  
 Glory Johnson 2012  
 Kara Lawson 2002, '03  
 Alicia Manning 2010  
 Michelle Marciniak 1996  
 Dawn Marsh 1985  
 Nikki McCray 1994, '95  
 Cindy Noble 1980  
 Mary Ostrowski 1982  
 Candace Parker 2006, '08  
 Semeka Randall 1998  
 Jill Rankin 1980  
 Michelle Snow 1999, '00  
 Taber Spani 2013  
 Sidney Spencer 2006  
 Kathy Spinks 1987  
 Shekinna Stricklen 2010, '11, '12  
 Holly Warlick 1980  
 Tiffany Woosley 1994  
 Shanna Zolman 2005

## SEC WOMEN'S BASKETBALL SCHOLAR-ATHLETE OF THE YEAR

Angie Bjorklund 2010

## BOYD McWHORTER SCHOLAR-ATHLETE FINALIST

Nicky Anosike 2008  
 Glory Johnson 2012

## ACADEMIC ALL-SEC

Jody Adams 1991, '92  
 Nicky Anosike 2005-freshman team, '06, '07, '08  
 Lauren Avant 2011-freshman  
 Briana Bass 2009-freshman, '10, '11, '12  
 Vicki Baugh 2009, '10, '11, '12  
 Angie Bjorklund 2008-freshman, '09, '10, '11  
 Shannon Bobbitt 2008  
 Cierra Burdick 2012-freshman, '13  
 Niya Butts 1998, '99, '00  
 Kelley Cain 2008-freshman, '09  
 Amanda Canon 2000, '01, '02  
 Andraya Carter 2013 - freshman  
 Tamika Catchings 1999, '02  
 Regina Clark 1991, '92  
 Kristen "Ace" Clement 1999, '01  
 Abby Conklin 1995, '96, '97  
 Elizabeth Curry 2007  
 Rochone Dilligard 1994  
 Sarah Edwards 2000, '01, '02  
 Tonya Edwards 1990  
 Shyra Ely 2005  
 Kyra Elzy 2001, '02  
 Peggy Evans 1992  
 Tye'sha Fluker 2004, '05, '06  
 Alex Fuller 2006, '07  
 Bashaara Graves 2013 - freshman  
 Tanya Haave 1983, '84  
 Isabelle Harrison 2012 - freshman, '13  
 Lisa Harrison 1993  
 Debbie Hawhee 1990, '91, '92  
 Glory Johnson 2009-freshman, '10, '11, '12  
 Kellie Jolly 1997, '98, '99  
 Kara Lawson 2001, '02, '03  
 Brynae Laxton 1996, '97, '98  
 Alicia Manning 2009-freshman, '11, '12  
 Michelle Marciniak 1994, '96  
 Melissa McCray 1989  
 Nikki McCray 1995  
 Courtney McDaniel 2003  
 April McDivitt 2001, '02  
 Cait McMahan 2009, '10  
 Laurie Milligan 1998  
 Candace Parker 2005-freshman team, '06, '07, '08  
 Semeka Randall 2001, '02  
 Linda Ray 1984, '85  
 Dominique Redding 2004, '07  
 Debbie Scott 1990  
 Sydney Smallbone 2008-freshman, '09, '10, '11  
 Taber Spani 2010-freshman, '11, '12, '13  
 Sidney Spencer 2004, '05, '06, '07  
 Jennifer Tuggle 1987, '88  
 Vonda Ward 1994  
 Lisa Webb 1988  
 Shanna Zolman 2004, '05, '06

## SEC COMMUNITY SERVICE TEAM

Nicky Anosike 2008  
 Angie Bjorklund 2011  
 Tasha Butts 2004  
 Tamika Catchings 2000  
 Tye'sha Fluker 2005  
 Alex Fuller 2009  
 Glory Johnson 2010, '12  
 Kellie Jolly 1999  
 Kara Lawson 2001, '03  
 April McDivitt 2002  
 Taber Spani 2013  
 Sidney Spencer 2007  
 Shanna Zolman 2006

GENERAL

STAFF

PLAYERS

REVIEW

HISTORY

FACILITIES

NCAA

SEC

RECORDS

MEDIA INFO



## WBCA ALL-AMERICANS

Twenty-one players have been honored as All-Americans by the WBCA/Kodak/State Farm throughout the history of Lady Vol basketball. These 21 women have garnered 36 All-America awards.

### FOUR-TIME ALL-AMERICANS

**Tamika Catchings**  
1988-1999-2000-2001

**Chamique Holdsclaw**  
1996-1997-1998-1999  
Kodak 25th  
Anniversary Team

**Cindy Brogdon**  
1976-1978-1979

**Daedra Charles**  
1990-1991

**Shelia Collins**  
1985

**Shyra Ely**  
2004

**Bridgette Gordon**  
1988-1989

**Tanya Haave**  
1983

**Lisa Harrison**  
1993

**Dena Head**  
1992

**Glory Johnson**  
2012

**Kara Lawson**  
2003

**Nikki McCray**  
1994-1995

**Cindy Noble**  
1981

**Mary Ostrowski**  
1982

**Candace Parker**  
2006-2007-2008

**Semeka Randall**  
1999-2000

**Jill Rankin**  
1979-1980

**Patricia Roberts**  
1977

**Shekinna Stricklen**  
2011

**Holly Warlick**  
1980

## LADY VOL OLYMPIANS

### COACHING STAFF

**Pat Summitt**  
1980 Moscow  
Assistant Coach (Boycott)

1984 Los Angeles  
Head Coach (Gold)

**Nancy Darsch**  
1984 Los Angeles  
Assistant Coach (Gold)

1996 Atlanta  
Assistant Coach (Gold)

**ATHLETES**  
**Cindy Brogdon**  
1976 Montreal (Silver)

**Tamika Catchings**  
2004 Athens (Gold)  
2008 Beijing (Gold)  
2012 London (Gold)

**Daedra Charles**  
1992 Barcelona (Bronze)

**Bridgette Gordon**  
1988 Seoul (Gold)

**Patricia Head**  
1976 Montreal (Silver)

**Lea Henry**  
1984 Los Angeles (Gold)

**Chamique Holdsclaw**  
2000 Sydney (Gold)

**Kara Lawson**  
2008 Beijing (Gold)

**Nikki McCray**  
1996 Atlanta (Gold)  
2000 Sydney (Gold)

**Carla McGhee**  
1996 Atlanta (Gold)

**Cindy Noble**  
1980 Moscow (Boycott)  
1984 Los Angeles (Gold)

**Candace Parker**  
2008 Beijing (Gold)  
2012 London (Gold)

**Jill Rankin**  
1980 Moscow (Boycott)

**Patricia Roberts**  
1976 Montreal (Silver)

**Holly Warlick**  
1980 Moscow (Boycott)

## WOMEN'S BASKETBALL HALL OF FAME /// TENNESSEE INDUCTEES

### COACH

Pat Summitt - 1999

### ADMINISTRATOR

Gloria Ray - 2010

### PLAYERS

Cindy Noble Hauserman - 2000  
Patricia Roberts - 2000  
Holly Warlick - 2001  
Cindy Brogdon - 2002

Daedra Charles-Furlow - 2007  
Bridgette Gordon - 2007  
Jill Rankin Schneider - 2008  
Nikki McCray - 2012

## NCAA RECORD /// MOST WINS IN NCAA DIVISION I BASKETBALL

	FIRST YEAR	SEASONS	WINS	LOSSES
1. Tennessee	1902-03	68	1,218	273
2. Louisiana Tech	1974-75	39	1,031	244
3. James Madison	1920-21	91	960	507
4. Old Dominion	1969-70	44	959	358
5. Stephen F. Austin	1968-69	45	941	402
6. Texas	1974-75	39	935	344
7. Stanford	1974-75	39	917	290
8. Ohio St.	1965-66	48	903	383
9. Tennessee Tech	1970-71	43	873	443
10. Connecticut	1982-83	31	865	189
11. Georgia	1973-74	40	860	360
12. Penn St.	1964-65	49	857	386
13. North Carolina	1974-75	39	854	371
14. Green Bay	1973-74	40	849	310
15. Western Kentucky	1914-15	49	848	440
16. Kansas St.	1968-69	45	842	510
17. Texas Tech	1975-76	38	838	392
18. Belmont	1968-69	45	832	457
19. Long Beach St.	1963-64	50	831	487
20. Montana	1974-75	39	830	303

# LADY VOL SUCCESS IN COACHING RANKS

The Tennessee program has not only produced a number of outstanding players during the past 39 years (under Pat Summitt until 2012-13), but UT has turned out some successful coaches as well. Currently, the list of coaches and basketball staff members at the professional, collegiate and high school levels stands at 94 and represents 51 former Lady Vol players, 22 former graduate assistants, 11 assistant coaches, four managers, five basketball operations directors, two video coordinators and one director of character development who now are serving or have served in the coaching ranks.

## PROFESSIONAL RANKS

NAME	POS/YRS AT UT	CURRENT/LAST POSITION
Nancy Darsch	A/GA (78-85)	Assistant at Seattle Storm (WNBA)
Mickie DeMoss	A (85-03, 10-12)	Assistant at Indiana Fever (WNBA)
Danielle Donehew	BO (01-08)	Former executive VP at Atlanta Dream (WNBA)
Tanya Haave	P (80-84)	Former head coach at "Satila" Skene, Sweden
Lisa Harrison	P (89-93)	Former assistant at Phoenix Mercury (WNBA)
Carla McGhee	P (86-90)	Former WNBA Player Personnel
Carolyn Peck	A (93-95)	Former head at Orlando Miracle (WNBA)
Trish Roberts	P (76-77)	Former head at Atlanta Glory (ABL)
Heidi VanDerveer	GA (86-88)	Former assistant at Seattle Storm (WNBA)

## COLLEGE RANKS

NAME	POS/YRS AT UT	CURRENT POSITION
Jody Adams	P (89-93)	Head at Wichita State University
Jane Albright	GA (81-83)	Head at University of Nevada-Reno
Kathy Allen Becker	GA (02-04)	Assistant at Clemson University
Debbie Ayres	GA (89-90)	Former volunteer assistant at Cal Berkeley
Josh Baney	GA (12-13)	Video coordinator at University of Tennessee
Angie Bjorklund	P (07-11)	Director of operations at Santa Clara University
Alysiyah Bond	BO (98-01)	Assistant at University of Wisconsin
Nancy Bowman Ladd	P (73-75)	Retired head at University of the South
Al Brown	A (91-02)	Assistant at Duke University
Greg Brown	A/GA (02-04)	Head at Lipscomb University
Niya Butts	P (96-00)	Head at University of Arizona
Tasha Butts	P (00-04)	Assistant at LSU
Nikki Caldwell	P (90-94); A (03-08)	Head at LSU
Kelli Casteel Cook	P (88-92)	Former head at Maryville College
Daedra Charles-Furlow	P (89-91); A (08-10); DCD (10-12)	Former dir. of character dev. at Univ. of Tennessee
Shelia Collins	P (81-85)	Former head at West Georgia College
Abby Conklin	P (93-97)	Former assistant at University of San Francisco
Tony Cross	GA (83-84)	Assistant at Murray State University
Elizabeth Curry	P (06-07); GA (07-09)	Assistant at Simpson College
Nancy Darsch	A/GA (78-85)	Former head at Ohio State University
Mickie DeMoss	A (85-03, 10-12)	Former assistant at University of Tennessee
Rochone Dilligard	P (91-94)	Former assistant at Austin Peay State University
Todd Dooley	M (94-97)	Former assistant at Maryville College
Dustin Edwards	V (10-11)	Assistant at Loyola University Chicago
Tonya Edwards	P (86-90)	Head at Alcorn State University
Angel Elderkin	GA (06-07)	Assistant LSU
Kyra Elzy	P (96-01); A (12-)	Assistant at University of Tennessee
Michael Fahey	V (11-13)	Video coordinator at DePaul University
Sharon Fanning-Otis	GA (75-76)	Retired head at Mississippi State University
Sheila Frost Anderson	P (85-89)	Former assistant at University of Richmond
Alex Fuller Simmons	P (04-09)	Assistant at University of Mississippi
Teresa Geter	P (97-99)	Former head at Denmark Technical College
Stephanie Glance	AA/A (09-10)	Head at Columbia University
Bridgette Gordon	P (85-89)	Assistant at Wichita State University
Aubrey Guastalli	P (05-06)	Former assistant at Fresno Pacific University
Tanya Haave	P (80-84)	Head at Metropolitan State University
Kathy Harston	BO (08-12)	Sr. Assoc. A.D. at University of Texas
Sylvia Hatchell	GA (74-75)	Head at University of North Carolina

GENERAL

STAFF

PLAYERS

REVIEW

HISTORY

FACILITIES

NCAA

SEC

RECORDS

MEDIA INFO



**LADY VOL SUCCESS IN COACHING RANKS (CONTINUED)**

Dena Head	P (88-92)	Former Assistant at Central Connecticut State University
Lea Henry Manning	P (79-83)	Head coach at Darton College
Gwen Jackson	P (99-03)	Former head at Saint Paul's College (Va.)
Marlene Jeter	P (90-92)	Former head at Clinton J.C. (S.C.)
Bernitha Johnson	M (03-05)	Assistant at University at Buffalo
Dana Johnson	P (91-95)	Former assistant at Morgan State University
Kellie Jolly Harper	P (95-99)	Head at Missouri State University
Cassie Kowaleski	M (08-09); GA (09-10)	Former dir. of BB operations at Illinois State University
Angela Lawson	GA (89-91)	Former head at University of the Incarnate Word
Cheryl Littlejohn	P (83-87)	Former head at Chicago State University
Alicia Manning	P (08-12)	Assistant at John Carroll University
Michelle Marciniak	P (93-96)	Former assistant at University of South Carolina
Nikki McCray	P (91-95)	Assistant at University of South Carolina
Courtney McDaniel	P (00-04)	Head at Northwood University (Fla.)
Calamity McEntire	M (02-03)	Assistant at University of Arizona
Carla McGhee	P (86-90)	Former dir. of operations at University of Nevada-Reno
Matthew Mitchell	GA (99-00)	Head at University of Kentucky
Zandra Montgomery Morris	P (77-79)	Former assistant at Lee University
Cindy Noble Hauserman	P (78-81)	Retired head at Centre College
Mary Ostrowski	P (80-84)	Former assistant at Ohio State University
Carolyn Peck	A (93-95)	Former head at University of Florida
Shalon Pillow	P (98-02)	Assistant at University of Kentucky
Semeka Randall	P (97-01)	Head at Alabama A&M University
Jill Rankin Schneider	P (79-80); GA (80-81)	Former Assistant at University of Texas
Trish Roberts	P (76-77)	Head at Agnes Scott College
Joy Scruggs	P (72-75)	Retired head at Emory & Henry College
Amber Stocks	BO/GA (00-02)	Former assistant at Xavier University
Judy Southard	GA (77-78)	Retired head at Marshall University
Nikki Stewart	GA (00-02)	Director of operations at Auburn University
Pam Tanner	GA/A (90-93)	Former head at University of Denver
Heidi VanDerveer	GA (86-88)	Head at UC San Diego
Holly Warlick	P (76-80); A (86-12); H (12-)	Head at University of Tennessee

**■ HIGH SCHOOL RANKS**

<b>NAME</b>	<b>POS/YRS AT UT</b>	<b>CURRENT</b>
Janet Allmon	GA (83-84)	Former head at Baldwin (Ga.) H.S.
Debbie Ayres	GA (89-90)	Former head at California School for the Deaf
Suzanne Barbre Singleton	P (74-78)	Former head at Maryville (Tenn.) H.S.
Diane Brady	P (74-75)	Former head at McMinn Co. (Tenn.) H.S.
Cindy Brogdon	P (77-79)	Former head at Centennial (Ga.) H.S.
Daedra Charles-Furlow	P (89-91); A (08-10); DCD (10-12)	Facilities Coordinator at Northview (Ga.) H.S. Head at West (Knoxville, Tenn.) H.S.
Abby Conklin	P (93-97)	Former head at Trinity (Ill.) H.S.
Rochone Dilligard	P (91-94)	Head at Salem (Conyers, Ga.) H.S.
Tonya Edwards	P (86-90)	Former head at Northwestern (Mich.) H.S.
Sheila Frost Anderson	P (85-89)	Head at Life Way Christian (Centerton, Ark.) School
Debbie Groover Buckner	P (77-81)	Former assistant at Woodstock (Ga.) H.S.
Karla Horton Douglas	P (84-87)	Assistant at Maryville (Tenn.) H.S.
Gwen Jackson	P (99-03)	Head at Austin-East (Knoxville, Tenn.) H.S.
Marlene Jeter	P (90-92)	Assistant at Victory Christian Ctr. (Charlotte N.C.) H.S.
Dana Johnson	P (91-95)	Athletics director at Dunbar (Baltimore, Md.) H.S.
Dawn Marsh	P (84-88)	Former head at Duluth (Ga.) H.S.
Zandra Montgomery Morris	P (77-79)	Former head at Cleveland (Tenn.) H.S. boys team
Cindy Noble Hauserman	P (78-81)	Former head at Westfall (Williamsport, Ohio) H.S.
Pam Owens	GA (06)	Head at Nimitz (Irving, Texas) H.S.
Jill Rankin Schneider	P (79-80); GA (80-81)	Head at Monterey (Texas) H.S.
Shelley Sexton Collier	P (83-87)	Head at Webb (Knoxville, Tenn.) H.S.
Sydney Smallbone	P (2007-11)	Head at Lakeshore (Stevensville, Mich.) H.S.
Pashen Thompson	P (93-97)	Head at Philadelphia (Miss.) H.S.
Tiffany Woosley	P (91-95)	Former head at Lincoln County (Fayetteville, Tenn.) H.S.


Key: "P" indicates player; "GA" indicates graduate assistant; "A" indicates assistant; "DCD" indicates director of character development, "HC" indicates head coach, "M" indicates manager; "BO" indicates basketball operations director; "V" indicates video coordinator; "AA" indicates administrative assistant.



## RETIRED JERSEYS

Tennessee has recognized the careers of five Lady Vols and a legendary coach with the hanging of jersey-banners from the rafters of Thompson-Boling Arena. A sixth player is slated to be added to the elite group on Jan. 2, 2014, when a No. 3 banner honoring Candace Parker is hoisted skyward.

Holly Warlick, Bridgette Gordon, Daedra Charles, Chamique Holdsclaw, Tamika Catchings and Pat Summitt all have banners hanging in UT's basketball venue and will welcome Parker to the club just after the new year.



### NO. 22 HOLLY WARLICK

Guard » 1976-80 » Knoxville, Tenn.

The first Tennessee athlete, either male or female, to have her jersey retired was Holly Warlick. Her uniform was retired on Feb. 18, 1980, in a ceremony after Tennessee's 89-72 win over Clemson in Stokely Athletics Center. A play-making wizard for the Lady Vols from 1976-80, Holly earned All-America honors three times. At the time of the ceremony, she held UT records for most assists in a game (14), most steals in a game (9), and most assists in a season (225).

Holly could not hang up her uniform right away. She played six more games after the retirement party. The final time she donned No. 22 was in the AIAW National Championship game when the Lady Vols fell to Old Dominion, 68-53.

During her years at Tennessee, the Lady Vols produced a 118-23 overall record, three trips to the Final Four and a first-ever SEC Tournament title. She later went on to become a member of the 1980 U.S. Olympic Team.

Now the head coach of the Lady Vols, Warlick's No. 22 banner hangs in the rafters above the court in Thompson-Boling Arena.

### NO. 30 BRIDGETTE GORDON

Forward » 1985-89 » DeLand, Fla.


Ten years later, the second Lady Vol basketball jersey was retired. Bridgette Gordon returned to Thompson-Boling Arena after a stellar career at Tennessee to see her No. 30 honored during halftime of Tennessee's 76-70 win over Texas on Jan. 17, 1990.

Bridgette led the Lady Vols to a 115-21 record during her four years at UT. She was the driving force behind an NCAA-record four consecutive trips to the Final Four as well as two NCAA and two SEC Championships.

Bridgette was the first freshman ever to lead UT in scoring, and she earned co-SEC Rookie of the Year and All-SEC honors. The next year she led Tennessee to its first NCAA title, earned All-SEC honors again and was named to the All-Final Four team. She capped All-SEC honors and was named MVP of the SEC Tournament as a junior. She also earned her first of two Kodak All-America honors that year.

After earning a gold medal as a member of the 1988 U.S. Olympic basketball team, Bridgette returned to Tennessee for her senior season. She led the Lady Vols to the 1989 NCAA title and was named MVP of the Final Four. She finished her career as the all-time leading scorer in NCAA Tournament history.

Bridgette graduated in 1989 with a B.S. in political science. She was basketball's nominee for the 1989 Honda-Broderick Award, which is symbolic for women's academic and athletic achievement.



### NO. 32 DAEDRA CHARLES

Center » 1988-91 » Detroit, Mich.

When Tennessee hosted the SEC-Big 10 Challenge in Dec. 28, 1991, Daedra Charles became the next Lady Vol to have her jersey retired. Charles returned to Knoxville from Como, Italy, where she was playing professional basketball with former Lady Vol teammate Bridgette Gordon. Charles came to surprise Lady Vol head coach Pat Summitt by announcing the endowment of the Pat Head Summitt Scholarship, presented by Charles, Gordon and another former Lady Vol, Lisa McGill Reagan. Summitt, who was unaware of the endowment, had planned the retirement ceremony as a surprise for Charles.

A two-time Kodak All-American at Tennessee, Daedra was the 1991 SEC Woman Athlete of the Year. She became the first player from the SEC to win the Wade Trophy, the highest honor in women's basketball. All this came after leading Tennessee to its third NCAA title in five years.

She finished her career seventh on the UT scoring list (1495), sixth in rebounding (858) and second in shots blocked (95), despite missing her freshman season as a Prop 48 student. Still, Daedra graduated in four years, earning a bachelor's degree in child and family studies.



### NO. 23 CHAMIQUE HOLDSCLAW

Forward » 1995-99 » Astoria, N.Y.

During halftime of the Lady Vols' 92-88 home triumph over archrival Connecticut on Feb. 1, 2001, the collegiate career of arguably the greatest women's player to ever play the game was officially closed when Chamique Holdsclaw became just the fourth Lady Vol to have her jersey retired.

The Naismith Player of the Century and one of only six four-time Kodak All-Americans in the history of women's basketball, Holdsclaw led the Orange and White to a 131-17 overall record and an unprecedented three consecutive national championships from 1996-98, while establishing herself as the program's all-time leader in scoring (3,025 points) and rebounding (1,295).

The NCAA Tournament's most outstanding player in 1997 and 1998, Holdsclaw still holds the record for points (479 points, 21.8 ppg) and rebounds (198 rebounds, 9.0 rpg) accumulated in tournament games.

The first two-time winner of the Associated Press Player of the Year Award, Holdsclaw garnered 34 individual awards during her career, including 21 player of the year honors from a variety of organizations. In 2006, Holdsclaw was named to the NCAA 25th Anniversary Team. She was previously named to the Kodak 25th Anniversary Team in 1999.

**RETIRED JERSEYS (CONTINUED)**



**NO. 24 TAMIKA CATCHINGS**

Forward » 1997-01 » Duncanville, Texas

The fifth Lady Vol jersey to be retired belonged to Tamika Catchings in a halftime ceremony on Dec. 7, 2003, against Louisiana Tech. From the moment she stepped on the court in the number 24 orange and white jersey, we knew from her contagious smile that she was a special person, and from her deadly baseline-to-baseline hustling for all 40 minutes, a truly phenomenal player.

This special six-foot, one-inch forward had the heart of a champion and could play anywhere on the court. Her UT career was shortened during her senior year when she went crashing to the floor with a torn anterior cruciate ligament in game 17 versus Mississippi State.

Her list of awards was staggering, as she captured a slew of them while being tabbed as UT's second four-time Kodak All-American. What she accomplished in the span of her collegiate career is the stuff of legend. She played in 127 games as a Lady Vol. Her assault on the record books is legendary for both scoring, with 2,113 points, and rebounding, 1,004 boards. Both marks rank her third all-time. She also finished her career second all-time in steals with 311 and blocked shots with 136. And remember, she missed half of her senior season.

Her teammates will tell you how special it was to earn a blue adidas headband after Catchings went out with the injury. Earning one meant they hustled like "Catch" would have. The Eleanor Roosevelt League for the Hard of Hearing honored her in 1998 – as a special role model for youngsters and adults with hearing impairments. Her UT academic counselors will relate stories about Catchings graduating ahead of her class in December 2000. People in the Knoxville community will tell you of the countless hours she put in with youths from all walks of life – from playgrounds to hospitals.

An WNBA All-Star for the Indiana Fever, Catchings added to her collection of accolades in the Summer of 2004 with a gold medal as a member of the USA Women's Basketball Team at the Athens Olympic Games. She also added gold medals at the 2008 and 2012 Olympiads as well.



**PAT SUMMITT**

Head Coach » 1974-2012 » Henrietta, Tenn.


The sixth woman and first non-player to be honored with a banner at Thompson-Boling Arena was Pat Summitt, who coached Tennessee for 38 years and compiled a 1,098-208 career record with the most wins in NCAA women's or men's basketball history. Summitt's banner was hoisted prior to a nationally-televised game vs. Notre Dame on Jan. 28, 2013.

The legendary Summitt directed Tennessee to eight NCAA National Championships, 31-consecutive NCAA Tournament appearances and 18 NCAA Final Fours. At the conference level, she directed her squads to 16 SEC regular-season titles and 16 SEC tournament championships, including a tourney title in her final season at the helm in 2012.

During her career, Summitt produced 21 WBCA/Kodak/State Farm All-Americans, 39 All-SEC players, 12 Olympians and 34 WNBA draft picks, including 15 first-round selections. The number she was most proud of, however, was the 100-percent graduation rate for the 122 players who completed their careers and earned degrees at Tennessee.

Collecting an incredible array of honors during her career, Summitt was named SEC Coach of the Year eight times – 1993, 1995, 1998, 2001, 2003, 2004, 2007 and 2011. She was named the 1987, 1989, 1994, 1998 and 2004 Naismith Women's College Coach of the Year and WBCA/Converse Coach of the Year in 1983 and 1995 and the IKON/WBCA Coach of the Year in 1998.

Summitt belongs to the FIBA International, Naismith Memorial, Women's Basketball, Women's Sports Foundation, Tennessee Lady Vol, Tennessee Sports, Greater Knoxville Sports, and National Association for Sports and Physical Education Hall of Fame. Her most esteemed honor, however, came on May 29, 2012, when she received the Presidential Medal of Freedom (presented by President Barack Obama) at White House.



# LADY VOLS IN THE PROFESSIONAL RANKS

Until recently, there have been a limited number of opportunities for women to play basketball in the professional ranks. However, 46 Lady Vols have taken advantage of the opportunity to play past their collegiate days in overseas leagues and in the United States. In 2013, nine former Lady Vol standouts were employed in the Women's National Basketball Association (WNBA).

## LADY VOLS CURRENTLY IN THE WNBA

### TAMIKA CATCHINGS

2001-present Indiana Fever  
 2012 WNBA Champions  
 2012 WNBA Finals MVP  
 2011 WNBA MVP  
 Eight-time WNBA All-Star  
 2010 & 2013 Kim Perrot Sportsmanship Award  
 2005, '06, '09, '10, '12 Defensive Player of the Yr.  
 2002 WNBA Rookie of the Year

### ALEXIS HORNBuckle

2012-present Phoenix Mercury  
 2010-11 Minnesota Lynx  
 2008-2010 Detroit/Tulsa Shock  
 2011 WNBA Champions  
 2008 WNBA Champions

### GLORY JOHNSON

2012-present Tulsa Shock  
 2013 WNBA All-Star  
 2012 WNBA All-Rookie Team

### KARA LAWSON

2010-present Connecticut Sun  
 2003-09 Sacramento Monarchs  
 2013 Dawn Staley Community Assist Award  
 2009 & 2012 Kim Perrot Sportsmanship Award  
 2007 WNBA All-Star  
 2005 WNBA Champions

### CANDACE PARKER

2008-present Los Angeles Sparks  
 2008 & 2013 WNBA MVP  
 2013 WNBA All-Star Game MVP  
 2011 & 2013 WNBA All-Star  
 2008 WNBA Rookie of the Year

### ASHLEY ROBINSON

2013 Seattle Storm  
 2012-13 Washington Mystics  
 2006-11 Seattle Storm  
 2006 Chicago Sky  
 2004-05 Phoenix Mercury  
 2010 WNBA Champions

### MICHELLE SNOW

2012-present Washington Mystics  
 2011 Chicago Sky  
 2010 San Antonio Silver Stars  
 2009 Atlanta Dream  
 2002-08 Houston Comets  
 2005 & 2006 WNBA All-Star  
 2003 WNBA Most Improved Player

### SHEKINNA STRICKLEN

2012-present Seattle Storm

### KAMIKO WILLIAMS

2013-present New York Liberty

## ALL-TIME LADY VOL WNBA DRAFT PICKS

Year	Name	Round/Pick	Team
1997	Dena Head	Elite-1st/1st	Utah
1997	Daedra Charles	Elite-1st/8th	Los Angeles
1999	Chamique Holdscraw	1st/1st	Washington
1999	Tonya Edwards	1st/7th	Minnesota
1999	Lisa Harrison	3rd/34th	Phoenix
1999	Carla McGhee	4th/44th	Orlando
1999	Kellie Jolly	4th/47th	Cleveland
2000	Latina Davis	4th/50th	Indiana
2001	Tamika Catchings	1st/3rd	Indiana
2001	Semeka Randall	2nd/17th	Seattle
2001	Kristen Clement	4th/63rd	Houston
2002	Michelle Snow	1st/10th	Houston
2003	Kara Lawson	1st/5th	Detroit
2003	Gwen Jackson	1st/6th	Indiana Fever
2004	Ashley Robinson	2nd/14th	Phoenix
2004	Tasha Butts	2nd/20th	Minnesota
2005	Loree Moore	1st/10th	New York
2005	Shyra Ely	2nd/14th	San Antonio
2006	Tye'sha Fluker	1st/10th	Charlotte
2006	Shanna Zolman	2nd/16th	San Antonio

Year	Name	Round/Pick	Team
2007	Sidney Spencer	2nd/25th	Los Angeles
2008	Candace Parker	1st/1st	Los Angeles
2008	Alexis Hornbuckle	1st/4th	Detroit
2008	Shannon Bobbitt	2nd/15th	Los Angeles
2008	Nicky Anosike	2nd/16th	Minnesota
2008	Alberta Augustine	3rd/35th	New York
2011	Angie Bjorklund	2nd/17th	Chicago
2012	Shekinna Stricklen	1st/2nd	Seattle
2012	Glory Johnson	1st/4th	Tulsa
2012	Kelley Cain	1st/7th	New York
2012	Vicki Baugh	3rd/25th	Tulsa
2013	Kamiko Williams	2nd/15th	New York

GENERAL

STAFF

PLAYERS

REVIEW

HISTORY

FACILITIES

NCAA

SEC

RECORDS

MEDIA INFO



## LADY VOLS IN THE PROFESSIONAL RANKS (CONTINUED)

## ▶ FORMER LADY VOL PRO PLAYERS

**WNBA PLAYERS****NICKY ANOSIKE**

2012-present Los Angeles Sparks  
2011 Washington Mystics  
2008-10 Minnesota Lynx  
2008 WNBA Rookie Team

**ALBERTA AUGUSTE**

2008 New York Liberty

**VICKI BAUGH**

2012 Tulsa Shock

**ANGIE BJORKLUND**

2011 Chicago Sky

**SHANNON BOBBITT**

2012-present Washington Mystics  
2011 Indiana Fever  
2008-09 Los Angeles Sparks

**TASHA BUTTS**

2006 Charlotte Sting  
2004-05 Minnesota Lynx

**KELLEY CAIN**

2012-present New York Liberty

**DAEDRA CHARLES**

1997 Los Angeles Sparks

**KRISTEN CLEMENT**

2001 Houston Comets

**LATINA DAVIS**

2000 Indiana Fever

**TONYA EDWARDS**

2001-02 Charlotte Sting  
2000-01 Phoenix Mercury  
1999-2000 Minnesota Lynx

**SHYRA ELY**

2011 Indiana Fever  
2009 Chicago Sky  
2007-08 Seattle Storm  
2005-06 San Antonio Silver Stars

**TYE'SHA FLUKER**

2008 Chicago Sky  
2007 Los Angeles Sparks  
2007 Seattle Storm  
2006 Charlotte Sting

**BRIDGETTE GORDON**

1997-98 Sacramento Monarchs

**LISA HARRISON**

1999-'03, '05 Phoenix Mercury

**DENA HEAD**

2000-01 Phoenix Mercury  
1997-98 Utah Starzz

**CHAMIQUE HOLDSCLAW**

2010 San Antonio Silver Stars  
2009 Atlanta Dream  
2005-07 Los Angeles Sparks  
1999-2004 Washington Mystics  
1999 WNBA Rookie of the Year

**GWEN JACKSON**

2004-05 Phoenix Mercury  
2003-04 San Antonio Silver Stars  
2003 Indiana Fever (Drafted)

**TIFFANI JOHNSON**

2000-05 Houston Comets  
1998 Phoenix Mercury  
1998 Sacramento Monarchs

**KELLIE JOLLY**

1999 Cleveland Rockers

**MICHELLE MARCINIAK**

2001-02 Seattle Storm  
2000-01 Portland Fire

**NIKKI MCCRAY**

2006 Chicago Sky  
2005 San Antonio Silver Stars  
2004 Phoenix Mercury  
2002-03 Indiana Fever  
1997-2001 Washington Mystics

**CARLA MCGHEE**

1999-2002 Orlando Miracle

**LOREE MOORE**

2005-09 New York Liberty

**SEMEKA RANDALL**

2002-04 San Antonio Silver Stars  
2002 Utah Starzz  
2001-02 Seattle Storm

**SIDNEY SPENCER**

2011 Phoenix Mercury  
2009-11 New York Liberty  
2007-08 Los Angeles Sparks

**TIFFANY WOOSLEY**

1997-98 Houston Comets  
1997 & 1998 WNBA Champions

**SHANNA ZOLMAN**

2010 Tulsa Shock  
2006-09 San Antonio Silver Stars

**ABL PLAYERS****DANA JOHNSON**

1996-97 New England Blizzard

**ABBY CONKLIN**

1997-98 Atlanta Glory

**LATINA DAVIS**

1997-98 Columbus Quest  
1996-97 Atlanta Glory

**TONYA EDWARDS**

1996-98 Columbus Quest

**SHEILA FROST**

1996-98 Portland Power

**LISA HARRISON**

1996-98 Columbus Quest,  
Portland Power

**MICHELLE MARCINIAK**

1997-98 Philadelphia Rage,  
Nashville Noise  
1996-97 Portland Power

**NIKKI MCCRAY**

1996-97 Columbus Quest  
1997 ABL MVP

**CARLA MCGHEE**

1996-98 Columbus Quest,  
Nashville Noise  
Atlanta Glory

**PASHEN THOMPSON**

1997-98 Columbus Quest

**VONDA WARD**

1996-97 Colorado Xplosion

**WBL PLAYERS****CINDY BROGDON (WBL)**

1979-81 St. Louis

**HOLLY WARLICK (WBL)**

1980-81 Nebraska Wranglers

**WPBA PLAYERS****LEA HENRY (WPBA)**

1984 Houston Shamrocks

**PAULA TOWNS (WPBA)**

1984 Houston Shamrocks

# LADY VOLS IN THE WNBA DRAFT

The Lady Vol basketball program has produced 46 professional players over the years, including 37 alumnae who went on to play in the WNBA. Of those 37 who continued their careers at the professional level in the WNBA, 15 were selected in the Draft's first round.

Tennessee has placed two or more players in the first round of the draft five times. The 2012 draft was the Lady Vols' best yet, as Shekinna Stricklen (2nd, Seattle), Glory Johnson (4th, Tulsa) and Kelley Cain (7th, New York) all went in the first round. Vicki Baugh was taken in the third round (25th overall pick) by Tulsa.

Candace Parker and Alexis Hornbuckle were taken in 2008. The Sparks chose Parker with the first overall pick. Hornbuckle followed closely behind as the Shock picked her up with the fourth selection.

Dena Head and Daedra Charles were selected first and eighth respectively in the 1997 draft. Lady Vols doubled up again in 1999, with Chamique Holdsclaw going first to the Mystics and Tonya Edwards going seventh to the Lynx. Kara Lawson and Gwen Jackson were taken with back-to-back picks in 2003, with Lawson going fifth to the Shock and Jackson going sixth to the Fever.

## LADY VOLS TAKEN IN THE WNBA FIRST ROUND

Player	Year	Pick	Team
Dena Head	1997	1	Utah Starzz
Daedra Charles	1997	8	Los Angeles Sparks
Chamique Holdsclaw	1999	1	Washington Mystics
Tonya Edwards	1999	7	Minnesota Lynx
Tamika Catchings	2001	3	Indiana Fever
Michelle Snow	2002	10	Houston Comets
Kara Lawson	2003	5	Detroit Shock
Gwen Jackson	2003	6	Indiana Fever
Loree Moore	2005	10	New York Liberty
Tye'sha Fluker	2006	10	Charlotte Sting
Candace Parker	2008	1	Los Angeles Sparks
Alexis Hornbuckle	2008	4	Detroit Shock
Shekinna Stricklen	2012	2	Seattle Storm
Glory Johnson	2012	4	Tulsa Shock
Kelley Cain	2012	7	New York Liberty

## ALL-TIME LADY VOL TEAMS

### 1973-74 » 25-2 » 3RD AIAW REGION II

10	Sandy Carter	FR	5-6	Nashville, TN
12	Nancy Bowman	JR	5-4	Lenoir City, TN
20	Diane Brady	JR	5-2	Calhoun, TN
22	Joy Scruggs	JR	5-3	Cleveland, TN
24	Melinda Borthick	SR	5-4	Springfield, TN
30	Sue Thomas	FR	5-8	Maryville, TN
32	Jackie Watson	FR	5-8	Crossville, TN
40	Aimee Fuller	FR	5-7	Knoxville, TN
42	Jackie Dunbar	JR	5-7	Portland, TN
44	Gloria Scott	JR	5-11	Knoxville, TN
50	Maria Hohne	FR	6-2	Lewisburg, TN
52	Gail Dobson	JR	5-9	Greeneville, TN
	Sue Groves			
	Kyran Lenahan			
	Sue Schultz			

### 1974-75 » 16-8 » STATE TOURNAMENT

10	Liza Graves	FR	G	5-5	Knoxville, TN
12	Nancy Bowman	SR	G	5-3	Lenoir City, TN
14	Janice Koehler	SO	G	5-6	Nashville, TN
20	Diane Brady	SR	G	5-2	Calhoun, TN
22	Joy Scruggs	SR	G	5-1	Cleveland, TN
24	Cindy Boggs	SR	G	5-6	Ducktown, TN
30	Sue Thomas	SO	F	5-8	Maryville, TN
32	Jackie Watson	SO	G	5-6	Crossville, TN
34	Suzanne Barbre	FR	G	5-8	Morristown, TN
40	Marcia Garner	JR	F	5-8	Maryville, TN
52	Gail Dobson	SR	C	5-10	Greeneville, TN

### 1975-76 » 16-11 » REGIONAL TOURNAMENT

10	Liza Graves	SO	G	5-5	Knoxville, TN
12	Fonda Bondurant	FR	G	5-6	South Fulton, TN
14	Janice Koehler	JR	G	5-6	Nashville, TN
30	Sue Thomas	JR	F	5-8	Maryville, TN
32	Jackie Watson	JR	F	5-8	Crossville, TN
34	Suzanne Barbre	SO	G	5-8	Morristown, TN
40	Marcia Garner	SR	F	5-8	Maryville, TN
42	Lisa McGill	FR	C	5-9	Gatlinburg, TN
44	Jane Pemberton	FR	C	5-10	Deer Lodge, TN
52	Kathie Greene	FR	C	6-1	New Market, TN

GENERAL

STAFF

PLAYERS

REVIEW

HISTORY

FACILITIES

NCAA

SEC

RECORDS

MEDIA INFO



## ALL-TIME LADY VOL TEAMS (CONTINUED)

## ■ 1976-77 » 28-5 » 3RD AIAW NATIONAL CHAMPIONSHIPS

**Starting poll position:** 17th (12-8-76)  
**Highest 1976-77 ranking:** 5th (3-16-77)  
**Lowest 1976-77 ranking:** 19th (12-15-76)  
**Final 1976-77 poll position:** 5th (3-16-77)  
**Actual AIAW finish:** 3rd in nation

No.	Name	Year	Pos.	Ht.	Hometown	PPG	RPG	FG-Pct.	FT-Pct.
12	Fonda Bondurant	SO	F	5-8	South Fulton, TN	2.1	.87	.500	.792
14	Sherri Fancher	FR	G/F	5-7	Newport, TN	2.0	.86	.432	.687
20	Susie Davis	FR	F	5-8	Hohenwald, TN	2.1	1.6	.344	.476
22	*Holly Warlick	FR	F/G	5-7	Knoxville, TN	5.4	3.8	.383	.489
24	*Lisa McGill	SO	F/G	5-10	Gatlinburg, TN	8.2	6.4	.431	.708
30	*Sue Thomas	SR	F	5-8	Maryville, TN	11.3	6.1	.479	.800
32	Jackie Watson	SR	F	5-8	Crossville, TN	4.9	3.8	.405	.512
34	*Suzanne Barbre	JR	F	5-7	Morristown, TN	11.0	4.3	.486	.557
40	Kathy O'Neil	FR	C	5-11	Newport, TN	3.1	2.3	.404	.594
44	*Patricia Roberts	SR	F/C	6-1	Monroe, GA	29.9	14.2	.646	.748
52	Emily Roberts	FR	C	5-9	Sharon, TN	2.8	2.3	.443	.692

## ■ 1977-78 » 27-4 » #1 IN THE FINAL AP TOP 20

**Starting poll position:** 1st (11-25-77)  
**Highest 1977-78 ranking:** 1st (six times)  
**Lowest 1977-78 ranking:** 5th (12-14-77)  
**Final 1977-78 poll position:** 1st (3-15-78)  
**Actual AIAW finish:** Lost in Regional semis

No.	Name	Year	Pos.	Ht.	Hometown	PPG	RPG	FG-Pct.	FT-Pct.
12	Liza Graves	SR	G	5-5	Knoxville, TN	0.3	0.6	.300	.000
14	Sherri Fancher	SO	G	5-7	Knoxville, TN	2.1	1.0	.350	.750
15	Leanne Hance	JR	F	5-7	Morristown, TN	0.2	1.2	.400	.333
20	Susie Davis	SO	F	5-8	Hohenwald, TN	1.9	1.5	.400	.461
22	*Holly Warlick	SO	G	5-7	Knoxville, TN	6.6	2.9	.486	.531
30	*Zandra Montgomery	JR	F	5-10	Cleveland, TN	13.5	6.0	.490	.732
31	Jan Seay	JR	G	5-8	Albany, GA				
34	*Suzanne Barbre	SR	F	5-7	Morristown, TN	16.0	4.0	.504	.642
40	Kathy O'Neil	SO	C	5-11	Newport, TN	4.9	3.5	.432	.561
44	*Cindy Brogdon	JR	F	5-10	Buford, GA	21.7	7.6	.482	.864
52	*Debbie Groover	FR	C	6-0	Canton, GA	10.1	5.5	.468	.777
55	Cindy Ely	FR	C	6-1	Canton, GA	5.7	5.1	.479	.533

## ■ 1978-79 » 30-9 » 3RD AIAW NATIONAL CHAMPIONSHIPS

**Starting poll position:** 1st (11-25-78)  
**Highest 1978-79 ranking:** 1st (three times)  
**Lowest 1978-79 ranking:** 8th (3-6-79)  
**Final 1978-79 poll position:** 3rd (3-20-79)  
**Actual AIAW finish:** 3rd in nation

No.	Name	Year	Pos.	Ht.	Hometown	PPG	RPG	FG-Pct.	FT-Pct.
14	Sherri Fancher	JR	G	5-7	Newport, TN	1.1	1.0	.250	.566
20	Susie Davis	JR	F	5-8	Hohenwald, TN	0.7	1.3	.290	.400
22	*Holly Warlick	JR	G	5-7	Knoxville, TN	6.4	3.9	.438	.690
24	Lisa McGill	JR	F	5-10	Gatlinburg, TN	1.4	1.0	.333	.533
30	Zandra Montgomery	SR	F	5-10	Cleveland, TN	6.8	3.7	.470	.630
31	Jerilynn Harper	FR	C	6-1	Jefferson City, TN	9.9	4.6	.560	.730
32	*Cindy Noble	SO	C	6-5	Clarksburg, OH	12.8	6.2	.582	.760
34	Susan Clower	FR	G	5-8	Kingston, TN	2.1	1.0	.357	.620
40	*Kathy O'Neil	JR	F	5-11	Newport, TN	6.8	4.2	.486	.650
44	*Cindy Brogdon	SR	F	5-10	Buford, GA	20.1	4.7	.497	.813
52	*Debbie Groover	SO	C	6-0	Canton, GA	12.1	8.7	.520	.820
55	Cindy Ely	SO	C	6-1	Canton, GA	7.0	6.7	.480	.606

\* - Designates Starter

# ALL-TIME LADY VOL TEAMS (CONTINUED)

## ■ 1979-80 » 33-5 » SEC CHAMPIONS/SEC TOURNAMENT CHAMPIONS/ 2ND AIAW CHAMPIONSHIPS

**Starting poll position:** 4th (11-25-79)  
**Highest 1979-80 ranking:** 2nd (3-18-80)  
**Lowest 1979-80 ranking:** 6th (1-29-80)  
**Final 1979-80 poll position:** 2nd (3-18-80)  
**Actual AIAW finish:** 2nd in nation

No.	Name	Year	Pos.	Ht.	Hometown	PPG	RPG	FG-Pct.	FT-Pct.
13	*Jill Rankin	SR	C	6-3	Phillips, TX	19.2	7.3	.552	.802
22	*Holly Warlick	SR	G	5-7	Knoxville, TN	6.9	3.3	.429	.590
24	Becky Clark	FR	G	5-8	Memphis, TN				
32	*Cindy Noble	JR	C	6-5	Clarksburg, OH	17.8	7.6	.678	.796
34	Susan Clower	SO	G	5-9	Kingston, TN	3.4	2.1	.333	.853
40	Kathy O'Neil	SR	F	5-11	Newport, TN	5.5	3.8	.415	.602
42	Susan Foulds	JR	F	5-11	Annandale, VA	1.6	1.6	.333	.500
44	*Lea Henry	FR	G	5-4	Damascus, GA	8.6	2.0	.460	.470
51	Bev Curtis	FR	F	6-0	Acworth, GA				
52	*Debbie Groover	JR	F	6-0	Canton, GA	11.5	7.1	.524	.743
55	Cindy Ely	JR	C	6-1	Canton, GA	3.2	3.6	.369	.640

## ■ 1980-81 » 25-6 » 2ND AIAW CHAMPIONSHIPS

**Starting poll position:** 3rd (11-25-80)  
**Highest 1980-81 ranking:** 2nd (twice)  
**Lowest 1980-81 ranking:** 11th (2-3-81)  
**Final 1980-81 poll position:** 2nd (3-26-81)  
**Actual AIAW finish:** 2nd in nation

No.	Name	Year	Pos.	Ht.	Hometown	PPG	RPG	FG-Pct.	FT-Pct.
13	Susan Foulds	SR	F	5-11	Annandale, VA	0.5	0.4	.400	.000
14	*Mary Ostrowski	FR	F/C	6-2	Parkersburg, WV	11.4	7.0	.537	.730
20	Pat Hatmaker	FR	G	5-8	Knoxville, TN	2.5	1.1	.354	.689
23	Mina Todd	FR	G	5-10	Murray, KY				
24	Tanya Haave	FR	F/C	6-2	Evergreen, CO	8.3	3.5	.527	.829
32	*Cindy Noble	SR	C	6-5	Clarksburg, OH	14.6	7.4	.597	.738
34	*Susan Clower	JR	G	5-9	Kingston, TN	4.3	2.3	.401	.778
40	Lynne Collins	FR	F	6-0	Blacksburg, VA	4.0	2.5	.449	.658
44	*Lea Henry	SO	G	5-4	Damascus, GA	10.6	2.2	.514	.651
51	Paula Towns	FR	F	6-1	Fort Valley, GA	1.7	2.5	.344	.642
52	*Debbie Groover	SR	F	6-0	Canton, GA	11.5	5.7	.457	.747
55	Cindy Ely	SR	C	6-2	Canton, GA	4.6	3.6	.510	.741

## ■ 1981-82 » 22-10 » 3RD NCAA CHAMPIONSHIPS

**Starting poll position:** 2nd (11-18-81)  
**Highest 1981-82 ranking:** 2nd (11-18-81)  
**Lowest 1981-82 ranking:** NR (1-10-82/1-31-82)  
**Final 1981-82 poll position:** 4th (3-27-82)  
**Actual NCAA finish:** 3rd in nation

No.	Name	Year	Pos.	Ht.	Hometown	PPG	RPG	FG-Pct.	FT-Pct.
14	*Mary Ostrowski	SO	F	6-2	Parkersburg, WV	16.4	9.1	.527	.724
20	Gina Bozeman	FR	G	5-6	Sylvester, GA				
24	Pat Hatmaker	SO	G	5-8	Knoxville, TN	1.5	0.7	.454	.700
30	*Shelia Collins	FR	G/F	5-9	Colbert, GA	14.2	6.4	.458	.586
34	Susan Clower	SR	G	5-9	Kingston, GA	1.6	1.5	.278	.727
35	Linda Ray	FR	F	5-9	Norris, TN				
40	Lynne Collins	SO	F	6-0	Blacksburg, VA	3.2	2.2	.486	.167
44	*Lea Henry	JR	G	5-4	Damascus, GA	7.3	1.3	.414	.615
45	*Tanya Haave	SO	F	6-2	Evergreen, CO	15.7	7.4	.581	.920
51	Sonya Cannon	FR	F	5-8	Maryville, TN				
52	Tammy Larkey	FR	C	6-5	Gray, TN	4.5	4.1	.500	.667
55	*Paula Towns	SO	C	6-1	Fort Valley, GA	11.4	6.3	.580	.708

GENERAL

STAFF

PLAYERS

REVIEW

HISTORY

FACILITIES

NCAA

SEC

RECORDS

MEDIA INFO



## ALL-TIME LADY VOL TEAMS (CONTINUED)

## ■ 1982-83 » 25-8 » 2ND NCAA MIDEAST REGIONALS

**Starting poll position:** 4th (11-18-82)  
**Highest 1982-83 ranking:** 4th (2-13-83)  
**Lowest 1982-83 ranking:** 12th (1-2-83)  
**Final 1982-83 poll position:** 10th (3-18-83)  
**Actual NCAA finish:** Lost in Regional finals

No.	Name	Year	Pos.	Ht.	Hometown	PPG	RPG	FG-Pct.	FT-Pct.
10	Pam Marr	FR	G	5-6	Winter Park, FL	1.7	1.0	.380	.767
14	*Mary Ostrowski	JR	F	6-2	Parkersburg, WV	13.5	7.7	.586	.702
24	*Pat Hatmaker	JR	G	5-8	Knoxville, TN	5.9	2.2	.434	.785
30	Shelia Collins	SO	G/F	5-9	Colbert, GA	8.5	3.2	.500	.689
35	Linda Ray	SO	F	5-9	Norris, TN	1.7	1.1	.428	.600
40	Lynne Collins	JR	F	6-0	Blacksburg, VA	6.9	3.7	.624	.690
42	Pam Cook	FR	G	5-7	Duluth, GA	3.8	2.2	.513	.667
44	*Lea Henry	SR	G	5-4	Damascus, GA	7.5	1.9	.471	.723
45	*Tanya Haave	JR	F	6-2	Evergreen, CO	18.6	7.5	.506	.839
50	Karen Morton	FR	C	6-3	Lake City, TN	11.7	5.5	.556	.812
51	Sonya Cannon	SO	F	5-8	Maryville, TN	1.6	0.2	.384	.500
52	Tammy Larkey	SO	C	6-5	Gray, TN				
55	*Paula Towns	JR	C	6-1	Fort Valley, GA	11.1	7.4	.528	.656

## ■ 1983-84 » 23-10 » 2ND NCAA CHAMPIONSHIPS

**Starting poll position:** 5th (11-18-83)  
**Highest 1983-84 ranking:** 5th (11-27-83)  
**Lowest 1983-84 ranking:** 15th (3-11-84)  
**Final 1983-84 poll position:** 15th (3-11-84)  
**Actual NCAA finish:** 2nd in nation

No.	Name	Year	Pos.	Ht.	Hometown	PPG	RPG	FG-Pct.	FT-Pct.
10	Pam Marr	SO	G	5-6	Winter Park, FL	2.2	0.5	.372	.607
14	*Mary Ostrowski	SR	F	6-2	Parkersburg, WV	17.8	9.2	.523	.806
15	Kristie Snyder	SO	G	5-6	Knoxville, TN	0.0	0.0	.000	.000
23	Shelley Sexton	FR	G	5-7	Lake City, TN	0.3	0.4	.000	.000
24	*Pat Hatmaker	SR	G	5-8	Knoxville, TN	3.7	1.3	.372	.607
30	*Shelia Collins	JR	G	5-9	Colbert, GA	11.6	3.8	.440	.642
34	Lisa Webb	FR	G	5-9	Milledgeville, GA	2.0	0.9	.500	.400
35	Linda Ray	JR	F	5-9	Norris, TN				
40	Lynne Collins	SR	F	6-0	Blacksburg, VA	5.4	3.1	.491	.461
42	Valerie Freeman	FR	F	5-11	Milledgeville, GA	1.0	1.0	.285	.142
44	Cheryl Littlejohn	FR	C	6-3	Gastonia, NC	1.9	0.6	.636	.375
45	*Tanya Haave	SR	F	6-2	Evergreen, CO	16.3	6.2	.543	.730
51	Sonya Cannon	JR	F	5-8	Maryville, TN	0.0	1.0	.000	.000
53	Amy Gamble	FR	F	5-10	Glendale, WV	0.5	1.3	.153	.000
55	*Paula Towns	SR	C	6-1	Fort Valley, GA	9.4	7.8	.532	.758

■ 1984-85 » 22-10 » SEC CHAMPIONS/SEC TOURNAMENT CHAMPIONS/  
3RD NCAA MIDEAST REGIONAL

**Starting poll position:** 14th (11-18-84)  
**Highest 1984-85 ranking:** 12th (11-26-84)  
**Lowest 1984-85 ranking:** NR (12-16-84/2-10-85)  
**Final 1984-85 poll position:** 13th (3-10-85)  
**Actual NCAA finish:** Lost in Regional semifinals

No.	Name	Year	Pos.	Ht.	Hometown	PPG	RPG	FG-Pct.	FT-Pct.
4	*Dawn Marsh	FR	G	5-6	Alcoa, TN	5.9	1.4	.496	.856
10	Pam Marr	JR	G	5-6	Winter Park, FL	2.5	1.3	.415	.170
11	*Kathy Spinks	FR	F	6-2	Forest Hills, KY	3.2	2.5	.379	.620
14	Sherry Bostic	FR	F	5-11	LaFollette, TN	1.4	1.3	.250	.857
23	*Shelley Sexton	SO	G	5-7	Lake City, TN	8.1	2.3	.462	.623
30	*Shelia Collins	SR	G	5-9	Colbert, GA	18.2	9.4	.438	.788
32	Jennifer Tuggle	FR	F	6-2	Etowah, TN	5.8	3.3	.496	.889
34	Lisa Webb	SO	F	5-9	Milledgeville, GA	11.6	6.0	.506	.636
35	Linda Ray	SR	F	5-9	Norris, TN	0.0	1.0	.000	.000
42	Valerie Freeman	SO	F	6-0	Milledgeville, GA	11.9	5.7	.494	.622
44	Cheryl Littlejohn	SO	C	6-3	Gastonia, NC	1.4	1.7	.512	.684
51	Sonya Cannon	SR	F	5-8	Maryville, TN	0.2	0.5	.000	.500
53	Amy Gamble	SO	F	5-10	Glendale, WV				
55	*Karla Horton	FR	C	6-2	Kershaw, SC	7.7	7.2	.487	.667



# ALL-TIME LADY VOL TEAMS (CONTINUED)

## ■ 1985-86 » 24-10 » 3RD NCAA CHAMPIONSHIPS

**Starting poll position:** 9th (11-12-85)  
**Highest 1985-86 ranking:** 9th (11-12-85)  
**Lowest 1985-86 ranking:** 15th (3-9-86)  
**Final 1985-86 poll position:** 15th (3-9-86)  
**Actual NCAA finish:** 3rd in nation

No.	Name	Year	Pos.	Ht.	Hometown	PPG	RPG	FG-Pct.	FT-Pct.
4	*Dawn Marsh	SO	G	5-6	Alcoa, TN	5.7	1.9	.411	.683
10	Pam Marr	SR	G	5-6	Winter Park, FL	1.7	0.9	.309	.647
11	Kathy Spinks	SO	C	6-2	Forest Hills, KY	5.7	3.6	.469	.588
12	*Sheila Frost	FR	C	6-4	Pulaski, TN	12.2	9.4	.580	.525
14	Sherry Bostic	SO	G/F	5-11	LaFollette, TN	4.5	2.4	.510	.711
23	*Shelley Sexton	JR	G	5-7	Lake City, TN	12.2	3.3	.487	.644
30	*Bridgette Gordon	FR	F	6-0	DeLand, FL	14.2	6.2	.480	.633
32	Jennifer Tuggle	SO	F	6-2	Etowah, TN	4.2	1.4	.563	.600
34	Lisa Webb	JR	F/C	5-9	Milledgeville, GA				
35	Melissa McCray	FR	G/F	5-10	Johnson City, TN	7.3	2.7	.512	.755
42	Valerie Freeman	JR	F	6-0	Milledgeville, GA				
44	Cheryl Littlejohn	JR	C	6-3	Gastonia, NC	3.1	1.8	.494	.633
51	Lesia Cecil	FR	G	5-2	Helenwood, TN	0.8	0.3	.500	.333
55	*Karla Horton	SO	C	6-2	Kershaw, SC	10.7	9.2	.497	.594

## ■ 1986-87 » 28-6 » NCAA NATIONAL CHAMPIONS

**Starting poll position:** 3rd (11-18-86)  
**Highest 1986-87 ranking:** 1st (three times)  
**Lowest 1986-87 ranking:** 9th (2-16-87)  
**Final 1986-87 poll position:** 7th (3-10-87)  
**Actual NCAA finish:** NCAA CHAMPIONS

No.	Name	Year	Pos.	Ht.	Hometown	PPG	RPG	FG-Pct.	FT-Pct.
4	*Dawn Marsh	JR	G	5-6	Alcoa, TN	5.2	1.6	.484	.723
11	Kathy Spinks	JR	F/C	6-2	Forest Hills, KY	4.1	2.7	.455	.532
12	*Sheila Frost	SO	C	6-4	Pulaski, TN	11.3	6.4	.590	.598
14	Gay Townson	JR	F	5-9	Loudon, TN	0.8	0.2	.500	1.000
23	*Shelley Sexton	SR	G	5-7	Lake City, TN	8.2	2.8	.459	.689
24	Carla McGhee	FR	F	6-3	Peoria, IL	4.3	3.3	.474	.688
30	*Bridgette Gordon	SO	F	6-0	DeLand, FL	16.4	6.8	.484	.719
32	Jennifer Tuggle	RS-SO	F	6-2	Etowah, TN	2.5	1.1	.468	.571
33	Tonya Edwards	FR	G	5-10	Flint, MI	8.9	2.7	.432	.788
34	Lisa Webb	JR	F	5-9	Milledgeville, GA	4.5	2.2	.467	.769
35	Melissa McCray	SO	G/F	5-10	Johnson City, TN	5.5	2.2	.438	.743
40	Sabrina Mott	FR	G	5-9	Brentwood, TN	0.7	0.4	.000	.700
44	Cheryl Littlejohn	SR	C	6-3	Gastonia, NC	1.9	1.3	.467	.692
55	*Karla Horton	JR	F/C	6-2	Kershaw, SC	9.8	6.8	.459	.717

## ■ 1987-88 » 31-3 » SEC TOURNAMENT CHAMPIONS/3RD NCAA CHAMPIONSHIPS

**Starting poll position:** 1st (11-23-87)  
**Highest 1987-88 ranking:** 1st (three times)  
**Lowest 1987-88 ranking:** 4th (2-8-88)  
**Final 1987-88 poll position:** 1st (3-14-88)  
**Actual NCAA finish:** 3rd in nation

No.	Name	Year	Pos.	Ht.	Hometown	PPG	RPG	FG-Pct.	FT-Pct.
4	*Dawn Marsh	SR	G	5-6	Alcoa, TN	5.7	1.9	.511	.853
11	Kathy Spinks	SR	C	6-2	Forest Hills, KY	5.5	3.1	.594	.683
12	*Sheila Frost	JR	C	6-4	Pulaski, TN	14.6	7.9	.615	.645
14	Gay Townson	JR	F	5-9	Loudon, TN				
23	Kris Durham	FR	G	5-8	Dunellen, NJ	6.5	1.4	.497	.734
24	Carla McGhee	SO	F	6-3	Peoria, IL				
30	*Bridgette Gordon	JR	F	6-0	DeLand, FL	20.8	6.8	.541	.702
32	Jennifer Tuggle	JR	F	6-2	Etowah, TN	6.0	2.8	.490	.765
33	Tonya Edwards	SO	G	5-10	Flint, MI	12.9	4.9	.456	.742
34	*Lisa Webb	SR	F	5-9	Milledgeville, GA	9.5	7.3	.477	.750
35	*Melissa McCray	JR	G/F	5-10	Morristown, TN	5.9	2.8	.401	.714
42	Pearl Moore	FR	F	6-2	Harriman, TN	4.6	3.5	.549	.487

GENERAL

STAFF

PLAYERS

REVIEW

HISTORY

FACILITIES

NCAA

SEC

RECORDS

MEDIA INFO



## ALL-TIME LADY VOL TEAMS (CONTINUED)

## ■ 1988-89 » 35-2 » SEC TOURNAMENT CHAMPIONS/NCAA NATIONAL CHAMPIONS

Starting poll position: 1st (11-21-88)

Highest 1988-89 ranking: 1st (11-21-88/1-2-89, 3-13-89)

Lowest 1988-89 ranking: 3rd (2-13-89)

Final 1988-89 poll position: 1st (3-13-89)

Actual NCAA finish: NCAA CHAMPIONS

No.	Name	Year	Pos.	Ht.	Hometown	PPG	RPG	FG-Pct.	FT-Pct.
5	Regina Clark	FR	G	5-8	Saginaw, MI	5.2	2.2	.449	.682
11	*Dena Head	FR	G	5-10	Canton, MI	6.5	3.0	.443	.747
12	*Sheila Frost	SR	C	6-4	Pulaski, TN	13.7	6.7	.578	.678
23	Kris Durham	SO	G	5-8	Dunellen, NJ				
24	*Carla McGhee	SO	C/F	6-3	Peoria, IL	5.3	5.4	.528	.506
30	*Bridgette Gordon	SR	F	6-0	DeLand, FL	20.4	7.0	.535	.697
32	Daedra Charles	SO	C	6-3	Detroit, MI	9.8	6.7	.539	.567
33	Tonya Edwards	JR	G	5-10	Flint, MI	9.7	3.0	.452	.797
34	Kelli Casteel	FR	F	6-2	Maryville, TN	3.8	1.9	.698	.633
35	*Melissa McCray	SR	G	5-10	Morristown, TN	6.4	3.1	.413	.788
42	Pearl Moore	SO	C	6-2	Harriman, TN				
50	Debbie Scott	FR	F	6-1	Gallatin, TN	4.5	1.8	.486	.565
52	Debbie Hawhee	FR	F	6-1	Greeneville, TN	2.6	1.4	.404	.730

## ■ 1989-90 » 27-6 » SEC CHAMPIONS/2ND NCAA EAST REGIONAL

Starting poll position: 2nd (11-20-89)

Highest 1989-90 ranking: 1st (11-27/12-4-89)

Lowest 1989-90 ranking: 7th (12-24-89)

Final 1989-90 poll position: 4th (3-12-90)

Actual NCAA finish: Lost in Regional finals

No.	Name	Year	Pos.	Ht.	Hometown	PPG	RPG	FG-Pct.	FT-Pct.
3	Jody Adams	FR	G	5-4	Cleveland, TN	6.4	1.7	.384	.831
5	Regina Clark	SO	G	5-8	Saginaw, MI	3.0	1.4	.385	.529
11	*Dena Head	SO	G	5-10	Canton, MI	11.4	5.3	.451	.723
21	Lisa Harrison	FR	F	6-0	Louisville, KY	7.7	4.8	.467	.631
24	*Carla McGhee	JR	F/C	6-3	Peoria, IL	9.0	6.8	.484	.691
32	*Daedra Charles	JR	C	6-3	Detroit, MI	15.9	8.7	.551	.561
33	*Tonya Edwards	SR	G	5-10	Flint, MI	11.3	3.2	.426	.761
34	Kelli Casteel	SO	C	6-2	Maryville, TN	5.4	2.7	.528	.644
42	Pearl Moore	SO	C	6-2	Harriman, TN	1.1	1.9	.333	.500
44	Melissa Smith	FR	F/C	6-2	Schofield, WI	1.4	1.2	.368	.500
50	*Debbie Scott	SO	F	6-0	Gallatin, TN	5.0	2.0	.468	.654
52	Debbie Hawhee	SO	F	6-1	Greeneville, TN	4.0	1.9	.535	.742

## ■ 1990-91 » 30-5 » NCAA NATIONAL CHAMPIONS

Starting poll position: 6th (11-19-90)

Highest 1990-91 ranking: 2nd (1-15-91)

Lowest 1990-91 ranking: 10th (12-11-90)

Final 1990-91 poll position: 4th (3-12-91)

Actual NCAA finish: NCAA CHAMPIONS

No.	Name	Year	Pos.	Ht.	Hometown	PPG	RPG	FG-Pct.	FT-Pct.
3	*Jody Adams	SO	G	5-4	Cleveland, TN	8.5	2.3	.460	.769
5	Regina Clark	JR	G	5-8	Saginaw, MI	3.0	0.9	.390	.656
11	*Dena Head	JR	G	5-10	Canton, MI	13.1	5.7	.505	.713
15	Marlene Jeter	SO	C	6-0	Carlisle, SC	3.7	2.4	.414	.606
20	Peggy Evans	FR	C	6-0	Detroit, MI	8.5	5.7	.537	.744
21	*Lisa Harrison	SO	F	6-0	Louisville, KY	7.6	5.7	.397	.508
32	*Daedra Charles	SR	C	6-3	Detroit, MI	17.3	9.2	.561	.585
33	Nikki Caldwell	FR	G	5-10	Oak Ridge, TN	8.6	1.6	.393	.657
34	*Kelli Casteel	JR	C	6-2	Maryville, TN	7.9	4.1	.525	.672
50	Tamara Carver	FR	G	5-6	Cosby, TN	1.0	0.3	.500	.000
52	Debbie Hawhee	JR	F	6-1	Greeneville, TN	3.0	1.9	.404	.548

# ALL-TIME LADY VOL TEAMS (CONTINUED)

## ■ 1991-92 » 28-3 » SEC TOURNAMENT CHAMPIONS/3RD NCAA MIDEAST REGIONAL

**Starting poll position:** 1st (11-19-91)  
**Highest 1991-92 ranking:** 1st (four times)  
**Lowest 1991-92 ranking:** 4th (2-3-92)  
**Final 1991-92 poll position:** 2nd (3-16-92)  
**Actual NCAA finish:** Lost in Regional semifinals

No.	Name	Year	Pos.	Ht.	Hometown	PPG	RPG	FG-Pct.	FT-Pct.
3	*Jody Adams	JR	G	5-5	Cleveland, TN	5.6	1.4	.426	.833
5	Regina Clark	SR	G	5-9	Saginaw, MI	2.3	0.6	.303	.619
10	Tiffany Woosley	FR	G	5-6	Tullahoma, TN	8.9	2.1	.424	.794
11	*Dena Head	SR	G	5-11	Canton, MI	13.7	5.2	.487	.716
15	Marlene Jeter	JR	F/C	5-11	Carlisle, SC	2.0	1.5	.250	.857
20	*Peggy Evans	SO	F	6-0	Detroit, MI	14.8	6.5	.531	.573
21	Lisa Harrison	JR	F	6-0	Louisville, KY	5.6	5.2	.393	.727
23	*Nikki McCray	SO	F	5-11	Collierville, TN	6.9	3.7	.500	.736
24	Vonda Ward	FR	C	6-6	Northfield, OH	5.5	3.8	.491	.652
33	Nikki Caldwell	SO	G	5-11	Oak Ridge, TN	3.7	2.2	.314	.659
34	*Kelli Casteel	SR	C	6-2	Maryville, TN	8.8	4.7	.511	.700
42	Rochone Dilligard	FR	F/C	6-1	Lebanon, TN	2.1	1.4	.500	.417
52	Debbie Hawhee	SR	F	6-1	Greeneville, TN	1.9	1.6	.310	.800
53	Dana Johnson	FR	C	6-2	Baltimore, MD	7.8	5.6	.479	.576

## ■ 1992-93 » 29-3 » SEC CHAMPIONS/2ND NCAA MIDEAST REGIONAL

**Starting poll position:** 2nd (11-30-92)  
**Highest 1992-93 ranking:** 1st (nine times)  
**Lowest 1992-93 ranking:** 2nd (3-16-93)  
**Final 1992-93 poll position:** 2nd (3-16-93)  
**Actual NCAA finish:** Lost in Regional finals

No.	Name	Year	Pos.	Ht.	Hometown	PPG	RPG	FG-Pct.	FT-Pct.
3	Jody Adams	SR	G	5-5	Cleveland, TN	3.6	0.8	.357	.500
5	Latina Davis	FR	G	5-6	Winchester, TN	6.0	3.1	.362	.740
10	*Tiffany Woosley	SO	G	5-6	Shelbyville, TN	11.5	2.4	.370	.827
20	*Peggy Evans	JR	C	6-0	Detroit, MI	11.4	6.2	.463	.639
21	*Lisa Harrison	SR	F	6-0	Louisville, KY	10.0	9.4	.468	.621
23	*Nikki McCray	JR	F	5-11	Collierville, TN	14.9	4.5	.465	.722
24	*Vonda Ward	SO	C	6-6	Northfield, OH	8.9	7.8	.449	.678
33	Nikki Caldwell	JR	G	5-11	Oak Ridge, TN	5.3	2.3	.322	.722
42	Rochone Dilligard	SO	F/C	6-1	Lebanon, TN	2.2	2.1	.500	.455
44	Michelle Johnson	FR	F	6-0	Shelbyville, TN	1.5	1.4	.250	.706
53	Dana Johnson	SO	C	6-2	Baltimore, MD	10.9	5.7	.534	.587

## ■ 1993-94 » 31-2 » SEC CHAMPIONS/SEC TOURNAMENT CHAMPIONS/3RD NCAA MIDEAST REGIONAL

**Starting poll position:** 1st (11-16-93)  
**Highest 1993-94 ranking:** 1st (14 times)  
**Lowest 1993-94 ranking:** 2nd (three times)  
**Final 1993-94 poll position:** 1st (3-14-94)  
**Actual NCAA finish:** Lost in Regional semifinals

No.	Name	Year	Pos.	Ht.	Hometown	PPG	RPG	FG-Pct.	FT-Pct.
3	Michelle Marciniak	SO	G	5-9	Macungie, PA	6.2	1.8	.405	.688
5	Latina Davis	SO	G	5-6	Winchester, TN	7.7	3.5	.485	.879
10	*Tiffany Woosley	JR	G	5-6	Shelbyville, TN	11.9	2.0	.453	.880
23	*Nikki McCray	JR	F	5-11	Collierville, TN	16.3	7.0	.506	.703
24	*Vonda Ward	JR	C	6-6	Northfield, OH	8.4	6.5	.438	.703
25	Tanika Smith	FR	G	5-8	Knoxville, TN	0.7	1.2	.278	.647
33	*Nikki Caldwell	SR	G	5-11	Oak Ridge, TN	5.7	2.8	.345	.743
42	Rochone Dilligard	JR	F/C	6-1	Lebanon, TN	2.5	1.6	.424	.645
44	Pashen Thompson	FR	F	6-1	Philadelphia, MS	5.8	5.6	.441	.733
52	Abby Conklin	FR	F	6-3	Charlestown, IN	4.8	2.3	.496	.775
53	*Dana Johnson	JR	C	6-2	Baltimore, MD	13.8	7.3	.546	.637

GENERAL

STAFF

PLAYERS

REVIEW

HISTORY

FACILITIES

NCAA

SEC

RECORDS

MEDIA INFO



## ALL-TIME LADY VOL TEAMS (CONTINUED)

## ■ 1994-95 » 34-3 » SEC CHAMPIONS/2ND NCAA CHAMPIONSHIPS

Starting poll position: 1st (11-21-94)

Highest 1994-95 ranking: 1st (8 times)

Lowest 1994-95 ranking: 3rd (one time)

Final 1994-95 poll position: 3rd (3-13-95)

Actual NCAA finish: 2nd in nation

No.	Name	Year	Pos.	Ht.	Hometown	PPG	RPG	FG-Pct.	FT-Pct.
00	Michelle Johnson	JR	F	6-0	Shelbyville, TN	3.9	3.5	.454	.706
3	*Michelle Marciniak	JR	G	5-9	Macungie, PA	10.8	2.7	.444	.729
4	Tiffani Johnson	FR	C	6-4	Charlotte, NC	9.0	6.5	.512	.741
5	*Latina Davis	JR	G	5-6	Winchester, TN	10.4	4.4	.444	.802
10	Tiffany Woosley	SR	G	5-6	Shelbyville, TN	7.4	2.6	.308	.556
11	Laurie Milligan	FR	G	5-8	Tigard, OR	2.9	1.0	.353	.661
23	*Nikki McCray	SR	F	5-11	Collierville, TN	15.2	5.9	.492	.680
24	Vonda Ward	SR	C	6-6	Northfield, OH	3.9	4.0	.458	.662
25	Tanika Smith	SO	G	5-8	Knoxville, TN	1.0	0.4	.353	.667
31	Brynae Laxton	FR	F	6-0	Oneida, TN				
44	*Pashen Thompson	SO	F	6-1	Philadelphia, MS	6.2	5.5	.578	.839
52	Abby Conklin	SO	F	6-3	Charlestown, IN	5.9	2.9	.355	.882
53	*Dana Johnson	SR	C	6-2	Baltimore, MD	15.6	7.8	.616	.717

## ■ 1995-96 » 32-4 » SEC TOURNAMENT CHAMPIONS/NCAA NATIONAL CHAMPIONS

Starting poll position: 6th (11-19-95)

Highest 1995-96 ranking: 2nd (twice)

Lowest 1995-96 ranking: 6th (three times)

Final 1995-96 poll position: 4th (3-11-96)

Actual NCAA finish: NCAA CHAMPIONS

No.	Name	Year	Pos.	Ht.	Hometown	PPG	RPG	FG-Pct.	FT-Pct.
3	*Michelle Marciniak	SR	G	5-9	Macungie, PA	11.6	3.0	.439	.795
4	Tiffani Johnson	SO	C	6-4	Charlotte, NC	7.5	6.3	.487	.618
5	*Latina Davis	SR	G	5-6	Winchester, TN	12.5	4.9	.499	.709
10	Kim Smallwood	FR	F/C	5-10	Richmond, TX	2.1	1.4	.432	.550
11	Laurie Milligan	SO	G	5-8	Tigard, OR	1.7	0.7	.375	.640
13	Misty Greene	FR	G/F	5-9	Decatur, TN	0.9	0.5	.192	.000
14	Kellie Jolly	FR	G	5-10	Sparta, TN	4.2	1.2	.431	.694
23	*Chamique Holdsclew	FR	F/C	6-2	Astoria, NY	16.2	9.1	.468	.713
31	Brynae Laxton	FR	F	6-0	Oneida, TN	4.2	2.6	.359	.704
44	*Pashen Thompson	JR	C	6-1	Philadelphia, MS	9.1	7.2	.527	.711
52	*Abby Conklin	JR	F	6-3	Charlestown, IN	11.6	5.5	.453	.712

## ■ 1996-97 » 29-10 » NCAA NATIONAL CHAMPIONS

Starting poll position: 4th (11-11-96)

Highest 1996-97 ranking: 3rd (11-18-96)

Lowest 1996-97 ranking: 11th (3-3-97)

Final 1996-97 poll position: 10th (3-10-97)

Actual NCAA finish: NCAA CHAMPIONS

No.	Name	Year	Pos.	Ht.	Hometown	PPG	RPG	FG-Pct.	FT-Pct.
3	Niya Butts	FR	G	6-0	Americus, GA	2.5	1.3	.406	.676
4	Tiffani Johnson	JR	C	6-4	Charlotte, NC	10.0	7.4	.532	.705
5	*Kyra Elzy	FR	G/F	6-1	LaGrange, KY	5.8	3.5	.363	.569
11	Laurie Milligan	JR	G	5-8	Tigard, OR	8.3	2.3	.359	.868
13	Misty Greene	SO	G/F	5-9	Decatur, TN	5.8	1.4	.385	.839
14	*Kellie Jolly	SO	G	5-10	Sparta, TN	8.4	1.9	.409	.750
23	*Chamique Holdsclew	SO	F	6-2	Astoria, NY	16.2	9.4	.498	.667
31	Brynae Laxton	SO	F	6-0	Oneida, TN	2.9	2.1	.344	.526
34	LaShonda Stephens	FR	C	6-3	Woodstock, GA	2.4	1.5	.380	.696
44	*Pashen Thompson	SR	C	6-1	Philadelphia, MS	8.1	6.5	.522	.758
52	*Abby Conklin	SR	F	6-3	Charlestown, IN	11.7	4.8	.439	.835

# ALL-TIME LADY VOL TEAMS (CONTINUED)

## ■ 1997-98 » 39-0 » SEC CHAMPIONS/SEC TOURNAMENT CHAMPIONS/ NCAA NATIONAL CHAMPIONS

**Starting poll position:** 1st (11-10-97)  
**Highest 1997-98 ranking:** 1st (all 18 polls)  
**Lowest 1997-98 ranking:** 1st (all 18 polls)  
**Final 1997-98 poll position:** 1st (3-9-98)  
**Actual NCAA finish:** NCAA CHAMPIONS

No.	Name	Year	Pos.	Ht.	Hometown	PPG	RPG	FG-Pct.	FT-Pct.
3	Niya Butts	SO	G	6-0	Americus, GA	1.8	1.1	.415	.457
5	Kyra Elzy	SO	G/F	6-1	LaGrange, KY	7.0	4.0	.408	.686
11	Laurie Milligan	SR	G	5-8	Tigard, OR	2.0	0.4	.429	.571
13	Misty Greene	JR	G/F	5-9	Decatur, TN	2.0	1.2	.289	.857
14	*Kellie Jolly	JR	G	5-10	Sparta, TN	7.6	2.3	.463	.843
21	*Semeka Randall	FR	G	5-10	Cleveland, OH	15.9	5.3	.487	.728
23	*Chamique Holdscraw	JR	F	6-2	Astoria, NY	23.5	8.4	.546	.765
24	*Tamika Catchings	FR	F	6-1	Duncanville, TX	18.2	8.0	.537	.760
31	Brynae Laxton	JR	F	6-0	Oneida, TN	1.2	1.9	.279	.400
33	Kristen "Ace" Clement	FR	G	5-11	Broomall, PA	5.6	2.2	.421	.644
34	*LaShonda Stephens	SO	C	6-3	Woodstock, GA	4.0	3.4	.308	.587
40	Teresa Geter	FR	C	6-3	Columbia, SC	6.3	4.8	.547	.623

## ■ 1998-99 » 31-3 » SEC CHAMPIONS/SEC TOURNAMENT CHAMPIONS/ 2ND NCAA EAST REGIONAL

**Starting poll position:** 1st (11-9-98)  
**Highest 1998-99 ranking:** 1st (seven times)  
**Lowest 1998-99 ranking:** 4th (11-16-98)  
**Final 1998-99 poll position:** 2nd (3-8-99)  
**Actual NCAA finish:** Lost in Regional finals

No.	Name	Year	Pos.	Ht.	Hometown	PPG	RPG	FG-Pct.	FT-Pct.
00	*Michelle Snow	FR	C	6-5	Pensacola, FL	8.5	6.4	.600	.519
3	Niya Butts	JR	F	6-0	Americus, GA	2.9	1.4	.615	.595
5	Kyra Elzy	JR	G/F	6-1	LaGrange, KY				
11	Amanda Canon	FR	G	5-11	Shelbyville, TN	0.7	0.4	.188	.600
14	*Kellie Jolly	SR	G	5-10	Sparta, TN	7.5	2.3	.449	.704
21	*Semeka Randall	SO	G	5-10	Cleveland, OH	14.1	4.8	.512	.590
23	*Chamique Holdscraw	SR	F	6-2	Astoria, NY	21.3	8.1	.519	.707
24	*Tamika Catchings	SO	F	6-1	Duncanville, TX	16.6	7.3	.512	.775
31	Sarah Edwards	FR	F	5-11	Sevierville, TN	2.3	0.6	.684	.727
33	Kristen "Ace" Clement	SO	G	5-11	Broomall, PA	7.6	2.0	.461	.688
40	Teresa Geter	SO	C	6-3	Columbia, SC	5.9	4.7	.453	.816
50	Shalon Pillow	FR	C	6-3	Addyston, OH	3.0	1.7	.640	.519

## ■ 1999-00 » 33-4 » SEC CHAMPIONS/SEC TOURNAMENT CHAMPIONS/ 2ND NCAA CHAMPIONSHIPS

**Starting poll position:** 2nd (11-9-99)  
**Highest 1999-2000 ranking:** 2nd (fourteen times)  
**Lowest 1999-2000 ranking:** 5th (two times)  
**Final 1999-2000 poll position:** 2nd (3-13-2000)  
**Actual NCAA finish:** 2nd in nation

No.	Name	Year	Pos.	Ht.	Hometown	PPG	RPG	FG-Pct.	FT-Pct.
00	*Michelle Snow	SO	C	6-5	Pensacola, FL	11.8	6.3	.555	.629
3	Niya Butts	SR	F	6-0	Americus, GA	2.1	1.0	.846	.500
5	Kyra Elzy	SR*	G-F	6-1	LaGrange, KY	3.1	2.6	.367	.492
10	April McDivitt	FR	G	5-7	Connersville, IN	4.6	1.2	.397	.723
11	Amanda Canon	SO	F	5-11	Shelbyville, TN	1.0	0.1	.500	.750
12	Tasheika Morris	FR	F	6-0	Huntsville, AL	2.2	0.8	.353	.600
13	Gwen Jackson	FR	C-F	6-2	Eufaula, AL	5.5	4.5	.458	.637
20	*Kara Lawson	FR	G-F	5-9	Alexandria, VA	13.6	4.1	.458	.817
21	*Semeka Randall	JR	G	5-10	Cleveland, OH	14.0	5.3	.418	.785
24	*Tamika Catchings	JR	F	6-1	Duncanville, TX	15.7	7.9	.475	.767
31	Sarah Edwards	SO	G	5-11	Sevierville, TN	1.2	0.2	.231	1.000
33	*Kristen "Ace" Clement	JR	G	5-11	Broomall, PA	5.6	3.0	.356	.620
34	LaShonda Stephens	SR*	C	6-3	Woodstock, GA	1.0	0.9	.286	.429
50	Shalon Pillow	SO	C	6-3	Addyston, OH	2.6	1.7	.596	.600



## ALL-TIME LADY VOL TEAMS (CONTINUED)

## ■ 2000-01 » 31-3 » SEC CHAMPIONS/3RD NCAA MIDEAST REGIONAL

Starting poll position: 2nd (11-6-00)

Highest 2000-01 ranking: 1st (two times)

Lowest 2000-01 ranking: 3rd (four times)

Final 2000-01 poll position: 3rd (3-11-2000)

Actual NCAA finish: Lost in Regional semifinals

No.	Name	Year	Pos.	Ht.	Hometown	PPG	RPG	FG-Pct.	FT-Pct.
00	*Michelle Snow	JR	C	6-5	Pensacola, FL	11.1	6.8	.572	.608
3	Tasha Butts	FR	G	5-11	Milledgeville, GA	4.7	2.0	.427	.766
4	LaToya Davis	FR	F	6-0	Forsyth, GA	2.9	1.5	.383	.455
5	Kyra Elzy	RS-SR	G-F	6-1	LaGrange, KY	2.0	1.7	.435	.571
10	April McDivitt	SO	G	5-7	Connersville, IN	5.4	1.6	.432	.794
11	Amanda Canon	JR	F	5-11	Shelbyville, TN	1.5	0.1	.200	.900
13	Gwen Jackson	SO	C-F	6-2	Eufaula, AL	11.7	6.3	.486	.788
20	*Kara Lawson	SO	G-F	5-9	Alexandria, VA	11.4	3.5	.433	.857
21	*Semeka Randall	SR	G	5-10	Cleveland, OH	10.3	5.0	.417	.713
24	*Tamika Catchings	SR	F	6-1	Duncanville, TX	15.2	8.8	.477	.806
31	Sarah Edwards	JR	G	5-11	Sevierville, TN	0.3	0.1	.500	.000
33	*Kristen "Ace" Clement	SR	G	5-11	Broomall, PA	4.5	2.4	.385	.643
42	Courtney McDaniel	FR	C-F	6-1	Bristol, TN	3.3	2.2	.571	.615
43	Ashley Robinson	FR	C	6-5	Grand Prairie, TX	8.9	5.3	.492	.515
50	Shalon Pillow	JR	C	6-3	Addyston, OH	3.0	1.8	.537	.692

## ■ 2001-02 » 29-5 » SEC CHAMPIONS/3RD NCAA CHAMPIONSHIPS

Starting poll position: 2nd (11-5-01)

Highest 2001-02 ranking: 2nd (12 times)

Lowest 2001-02 ranking: 6th (two times)

Final 2001-02 poll position: 6th (3-11-2002)

Actual NCAA finish: 3rd in nation

No.	Name	Year	Pos.	Ht.	Hometown	PPG	RPG	FG-Pct.	FT-Pct.
00	*Michelle Snow	SR	C	6-5	Pensacola, FL	12.3	6.5	.503	.753
3	Tasha Butts	SO	G	5-11	Milledgeville, GA	4.3	3.0	.294	.745
4	LaToya Davis	SO	F	6-0	Forsyth, GA	3.9	1.9	.440	.667
10	*April McDivitt	JR	G	5-7	Connersville, IN	4.9	1.6	.405	.692
11	Amanda Canon	SR	F	5-11	Shelbyville, TN	0.2	1.0	.000	.333
13	*Gwen Jackson	JR	F	6-2	Eufaula, AL	10.5	6.2	.471	.800
14	Michelle Muñoz	FR	F	6-1	Mason, OH	3.7	2.0	.581	.806
20	*Kara Lawson	JR	G	5-9	Alexandria, VA	15.1	4.9	.466	.835
21	Loree Moore	FR	G	5-9	Carson, CA	5.7	2.7	.467	.694
25	Brittany Jackson	FR	G-F	6-0	Cleveland, TN	6.5	2.1	.392	.745
33	Ashley Robinson	SO	C	6-5	Grand Prairie, TX	4.7	2.6	.382	.529
42	Courtney McDaniel	SO	C-F	6-1	Bristol, TN	3.3	3.0	.402	.618
43	*Shyra Ely	FR	F	6-2	Indianapolis, IN	9.3	5.4	.490	.585
50	Shalon Pillow	SR	C	6-3	Addyston, OH	2.0	0.8	.545	.688

## ■ 2002-03 » 33-5 » SEC CHAMPIONS/2ND NCAA CHAMPIONSHIPS

Starting poll position: 2nd (11-11-02)

Highest 2002-03 ranking: 2nd (two times)

Lowest 2002-03 ranking: 5th (four times)

Final 2002-03 poll position: 4th (3-17-03)

Actual NCAA finish: 2nd in nation

No.	Name	Year	Pos.	Ht.	Hometown	PPG	RPG	FG-Pct.	FT-Pct.
3	*Tasha Butts	JR	G	5-11	Milledgeville, GA	6.3	4.8	.355	.795
4	LaToya Davis	JR	F	6-0	Forsyth, GA	2.2	1.7	.467	.692
5	Shanna Zolman	FR	G	5-10	Syracuse, IN	7.5	2.1	.419	.892
13	*Gwen Jackson	SR	F	6-2	Eufaula, AL	16.1	6.2	.572	.756
20	*Kara Lawson	SR	G	5-8	Alexandria, VA	14.4	4.9	.469	.884
21	*Loree Moore	SO	G	5-9	Lakewood, CA	6.4	3.4	.470	.612
25	Brittany Jackson	SO	F	6-0	Cleveland, TN	5.7	1.4	.356	.736
33	*Ashley Robinson	JR	C	6-5	Grand Prairie, TX	5.8	5.4	.418	.392
42	Courtney McDaniel	JR	F	6-1	Bristol, TN	4.3	3.0	.594	.724
43	Shyra Ely	SO	F	6-2	Indianapolis, IN	9.8	6.6	.495	.713
50	Tye'sha Fluker	FR	C	6-5	Pasadena, CA	3.1	2.5	.400	.571

# ALL-TIME LADY VOL TEAMS (CONTINUED)

## ■ 2003-04 » 31-4 » SEC CHAMPIONS/2ND NCAA CHAMPIONSHIPS

**Starting poll position:** 4th (11-3-03)  
**Highest 2003-04 ranking:** 1st (two times)  
**Lowest 2003-04 ranking:** 5th (four times)  
**Final 2003-04 poll position:** 2nd (3-29-04)  
**Actual NCAA finish:** 2nd in nation

No.	Name	Year	Pos.	Ht.	Hometown	PPG	RPG	FG-Pct.	FT-Pct.
1	Sidney Spencer	FR	F	6-3	Hoover, AL	5.5	3.5	.436	.786
3	*Tasha Butts	SR	G	5-11	Milledgeville, GA	10.4	5.4	.408	.818
4	*LaToya Davis	SR	F	6-0	Forsyth, GA	5.1	3.2	.463	.794
5	*Shanna Zolman	SO	G	5-10	Syracuse, IN	12.3	2.8	.437	.957
13	Dominique Redding	FR	F	6-1	Clearwater, FL	1.9	0.9	.429	.500
21	Loree Moore	JR	G	5-9	Lakewood, CA	7.9	5.5	.460	.529
25	Brittany Jackson	JR	F	6-0	Cleveland, TN	7.3	1.9	.393	.824
33	*Ashley Robinson	SR	C	6-5	Grand Prairie, TX	8.1	6.4	.486	.396
42	Courtney McDaniel	SR	F	6-1	Bristol, TN	2.3	2.2	.462	.765
43	*Shyra Ely	JR	F	6-2	Indianapolis, IN	14.5	8.0	.481	.678
50	Tye'sha Fluker	SO	C	6-5	Pasadena, CA	5.4	3.1	.484	.630

## ■ 2004-05 » 30-5 » SEC TOURNAMENT CHAMPIONS/3RD NCAA CHAMPIONSHIPS

**Starting poll position:** 1st (11-8-04)  
**Highest 2004-05 ranking:** 1st (four times)  
**Lowest 2004-05 ranking:** 10th (1-3-05)  
**Final 2004-05 poll position:** 3rd (3-28-05)  
**Actual NCAA finish:** 3rd in nation

No.	Name	Year	Pos.	Ht.	Hometown	PPG	RPG	FG-Pct.	FT-Pct.
1	Sidney Spencer	SO	F	6-3	Hoover, AL	5.2	4.0	.392	.800
3	Candace Parker	FR	F	6-4	Naperville, IL				
5	*Shanna Zolman	JR	G	5-10	Syracuse, IN	12.5	2.3	.441	.862
12	Abby Canon	FR	G	5-10	Shelbyville, TN	0.0	0.1	.000	.000
13	Dominique Redding	SO	F	6-1	Clearwater, FL	4.0	1.6	.412	.816
14	*Alexis Hornbuckle	FR	G	5-11	Charleston, WV	8.6	5.4	.444	.606
15	Sa'de Wiley-Gatewood	FR	G	5-9	Pomona, CA	3.9	1.5	.366	.917
21	*Loree Moore	SR	G	5-9	Lakewood, CA	5.1	4.6	.337	.742
25	Brittany Jackson	SR	F	6-0	Cleveland, TN	8.3	2.1	.342	.810
31	Aubrey Guastalli	SR	G	5-6	Westwood, MA	0.0	0.1	.000	.000
33	Sybil Dosty	FR	C	6-3	Tucson, AZ	2.5	2.4	.565	.444
43	*Shyra Ely	SR	F	6-2	Indianapolis, IN	14.4	7.0	.456	.723
44	Alex Fuller	FR	F	6-3	Shelbyville, TN				
50	Tye'sha Fluker	JR	C	6-5	Pasadena, CA	7.4	5.4	.461	.641
55	*Nicky Anosike	FR	C	6-4	Staten Island, NY	6.7	6.1	.368	.657

## ■ 2005-06 » 31-5 » SEC TOURNAMENT CHAMPIONS/ 2ND NCAA CLEVELAND REGIONAL

**Starting poll position:** 2nd  
**Highest 2005-06 ranking:** 1st (nine times)  
**Lowest 2005-06 ranking:** 8th (2-27-06)  
**Final 2005-06 poll position:** 6th (3-20-06)  
**Actual NCAA finish:** Lost in Cleveland Regional Final

No.	Name	Year	Pos.	Ht.	Hometown	PPG	RPG	FG-Pct.	FT-Pct.
1	*Sidney Spencer	JR	F	6-3	Hoover, AL	9.4	3.4	.458	.925
3	*Candace Parker	RS-FR	F	6-4	Naperville, IL	17.3	8.3	.522	.729
5	*Shanna Zolman	JR	G	5-10	Syracuse, IN	15.4	2.9	.433	.944
13	Dominique Redding	JR	F	6-1	Clearwater, FL	3.7	1.3	.362	.600
14	*Alexis Hornbuckle	SO	G	5-11	Charleston, WV	9.9	5.3	.418	.745
15	Sa'de Wiley-Gatewood	SO	G	5-9	Pomona, CA	8.0	2.6	.333	.846
21	Lindsey Moss	FR	G	6-1	Alpharetta, GA	2.0	0.7	.352	.333
33	Sybil Dosty	SO	C	6-3	Tucson, AZ	2.9	2.9	.615	.548
44	Alex Fuller	RS-FR	F	6-3	Shelbyville, TN	2.1	2.0	.455	.733
50	Tye'sha Fluker	SR	C	6-5	Pasadena, CA	9.3	4.9	.532	.654
55	*Nicky Anosike	SO	C	6-4	Staten Island, NY	7.1	5.4	.510	.712

\*left team Dec. 19, 2005

GENERAL

STAFF

PLAYERS

REVIEW

HISTORY

FACILITIES

NCAA

SEC

RECORDS

MEDIA INFO



## ALL-TIME LADY VOL TEAMS (CONTINUED)

## ■ 2006-07 » 34-3 » SEC CHAMPIONS/NCAA NATIONAL CHAMPIONS

Starting poll position: 5th

Highest 2006-07 ranking: 2nd (twice)

Lowest 2006-07 ranking: 6th (12-4-06)

Final 2006-07 poll position: 3rd (3-12-07)

Actual NCAA finish: NCAA CHAMPIONS

No.	Name	Year	Pos.	Ht.	Hometown	PPG	RPG	FG-Pct.	FT-Pct.
00	*Shannon Bobbitt	JR	G	5-2	Manhattan, NY	8.7	1.6	.370	.790
1	*Sidney Spencer	SR	F	6-3	Hoover, AL	11.6	4.2	.421	.900
2	Cait McMahan	FR	G	5-4	Maryville, TN	2.4	1.2	.327	.444
3	*Candace Parker	SO	G/F/C	6-4	Naperville, IL	19.6	9.8	.529	.716
10	Elizabeth Curry	SR	G	5-6	New Virginia, IA	0.4	0.0	.200	.667
13	Dominique Redding	SR	F	6-1	Clearwater, FL	3.5	1.4	.364	.813
14	*Alexis Hornbuckle	JR	G	5-11	Charleston, WV	10.2	5.1	.440	.731
33	Alberta Auguste	JR	G/F	5-11	Marrero, LA	5.0	2.3	.434	.671
34	Nicci Moats	FR	F	6-2	Daleville, VA	0.8	0.9	.286	.300
44	Alex Fuller	SO	F/C	6-3	Shelbyville, TN	6.0	4.1	.497	.776
55	*Nicky Anosike	JR	F/C	6-4	Staten Island, NY	7.5	6.2	.427	.600

## ■ 2007-08 » 36-2 » SEC TOURNAMENT CHAMPIONS/NCAA NATIONAL CHAMPIONS

Starting poll position: 1st

Highest 2007-08 ranking: 1st (seven times)

Lowest 2007-08 ranking: 3rd (seven times)

Final 2007-08 poll position: 3rd (3-18-08)

Actual NCAA finish: NCAA CHAMPIONS

No.	Name	Year	Pos.	Ht.	Hometown	PPG	RPG	FG-Pct.	FT-Pct.
00	*Shannon Bobbitt	SR	G	5-2	Manhattan, NY	9.9	2.9	.404	.810
2	Cait McMahan	SO	G	5-4	Maryville, TN				
3	*Candace Parker	JR	F/G/C	6-4	Naperville, IL	21.3	8.5	.536	.698
5	*Angie Bjorklund	FR	F/G	6-0	Spokane Valley, WA	8.4	3.2	.386	.870
14	*Alexis Hornbuckle	SR	G	5-11	Charleston, WV	9.9	5.5	.443	.671
20	Sydney Smallbone	FR	G	5-10	Granger, IN	2.9	1.1	.314	.302
21	Vicki Baugh	FR	F/C	6-4	Sacramento, CA	5.3	4.0	.552	.778
33	Alberta Auguste	SR	G/F	5-11	Marrero, LA	5.3	2.9	.368	.622
44	Alex Fuller	JR	F/C	6-3	Shelbyville, TN	6.1	3.1	.473	.744
52	Kelley Cain	FR	C	6-6	Atlanta, GA				
55	*Nicky Anosike	SR	F/C	6-4	Staten Island, NY	8.8	7.3	.456	.625

## ■ 2008-09 » 22-11 » NCAA FIRST ROUND

Starting poll position: 5th

Highest 2008-09 ranking: 5th (11-17-08)

Lowest 2008-09 ranking: 19th (3-2-09)

Final 2008-09 poll position: 18th (3-16-09)

Actual NCAA finish: Lost in First Round

No.	Name	Year	Pos.	Ht.	Hometown	PPG	RPG	FG-Pct.	FT-Pct.
1	Briana Bass	FR	G	5-2	Indianapolis, IN	3.9	1.3	.298	.761
2	Cait McMahan	RS-SO	G	5-4	Maryville, TN	4.4	1.3	.412	.786
5	*Angie Bjorklund	SO	G/F	6-0	Spokane Valley, WA	12.3	3.0	.382	.792
10	Amber Gray	FR	F	6-1	West Chester, OH	2.7	1.9	.459	.714
15	Alicia Manning	FR	F	6-1	Woodstock, GA	3.5	2.6	.402	.594
20	Sydney Smallbone	SO	G	5-10	Granger, IN	3.1	1.0	.344	.833
21	Vicki Baugh	SO	F	6-4	Sacramento, CA	6.5	7.3	.456	.613
25	*Glory Johnson	FR	F	6-3	Knoxville, TN	10.2	7.2	.404	.616
33	Alyssia Brewer	FR	F	6-3	Sapulpa, OK	5.9	4.3	.410	.608
40	*Shekinna Stricklen	FR	G/F	6-2	Morrilton, AR	13.3	5.9	.390	.761
44	*Alex Fuller	SR	F/C	6-3	Shelbyville, TN	7.5	5.9	.432	.754
52	*Kelley Cain	RS-FR	C	6-6	Atlanta, GA	8.2	5.3	.618	.418



# ALL-TIME LADY VOL TEAMS (CONTINUED)

## ■ 2009-10 » 32-3 » SEC CHAMPIONS/SEC TOURNAMENT CHAMPIONS/ 3RD NCAA MEMPHIS REGIONAL

**Starting poll position:** 6th (11-16-09)  
**Highest 2009-10 ranking:** 3rd (twice)  
**Lowest 2009-10 ranking:** 6th (three times)  
**Final 2009-10 poll position:** 3rd (3-15-10)  
**Actual NCAA finish:** Lost in Memphis Regional Semis

No.	Name	Year	Pos.	Ht.	Hometown	PPG	RPG	FG-Pct.	FT-Pct.
1	Briana Bass	SO	G	5-2	Indianapolis, IN	1.2	0.7	.262	.889
4	Kamiko Williams	FR	G	5-11	Clarksville, TN	4.0	1.9	.423	.741
5	*Angie Bjorklund	JR	G/F	6-0	Spokane Valley, WA	13.9	2.7	.417	.744
10	Amber Gray	SO	F	6-1	West Chester, OH				
13	Taber Spani	FR	G	6-1	Lee's Summit, MO	5.8	2.7	.413	.757
15	*Alicia Manning	SO	F	6-1	Woodstock, GA	5.4	5.1	.435	.655
20	Sydney Smallbone	JR	G	5-10	Granger, IN	2.3	0.6	.405	.800
21	Vicki Baugh	JR	F	6-4	Sacramento, CA				
25	Glory Johnson	SO	F	6-3	Knoxville, TN	10.1	7.7	.458	.648
33	*Alyssia Brewer	SO	F	6-3	Sapulpa, OK	10.2	5.9	.538	.593
34	Faith Dupree	FR	F/C	6-3	Knoxville, TN				
40	*Shekinna Stricklen	SO	G/F	6-2	Morrilton, AR	12.7	6.1	.440	.824
52	*Kelley Cain	RS-SO	C	6-6	Atlanta, GA	10.5	7.7	.607	.417

## ■ 2010-11 » 34-3 » SEC CHAMPIONS/SEC TOURNAMENT CHAMPIONS/ 3RD NCAA DAYTON REGIONAL

**Starting poll position:** 4th (11-1-10)  
**Highest 2010-11 ranking:** 4th (12 weeks)  
**Lowest 2010-11 ranking:** 9th (11-29-10)  
**Final 2010-11 poll position:** 4th (3-7-11)  
**Actual NCAA finish:** Lost in Dayton Regional Finals

No.	Name	Year	Pos.	Ht.	Hometown	PPG	RPG	FG-Pct.	FT-Pct.
1	Briana Bass	JR	G	5-2	Indianapolis, IN	1.0	0.5	.240	.875
4	Kamiko Williams	SO	G	5-11	Clarksville, TN	6.8	3.2	.465	.700
5	*Angie Bjorklund	SR	G/F	6-0	Spokane Valley, WA	10.3	2.6	.435	.760
10	Meighan Simmons	FR	G	5-9	Cibolo, TX	13.5	2.7	.418	.740
12	Lauren Avant	FR	G	5-9	Memphis, TN	2.6	1.3	.394	.568
13	Taber Spani	SO	G	6-1	Lee's Summit, MO	8.0	4.1	.432	.800
15	*Alicia Manning	JR	F	6-1	Woodstock, GA	4.9	4.1	.478	.768
20	Sydney Smallbone	SR	G	5-10	Granger, IN	1.4	0.8	.357	.750
21	Vicki Baugh	RS-JR	F	6-4	Sacramento, CA	3.6	3.2	.493	.760
25	Glory Johnson	JR	F	6-3	Knoxville, TN	12.0	9.7	.534	.586
33	*Alyssia Brewer	JR	F	6-3	Sapulpa, OK	2.9	2.6	.411	.458
40	*Shekinna Stricklen	JR	G/F	6-2	Morrilton, AR	12.8	7.3	.489	.757
52	*Kelley Cain	RS-JR	C	6-6	Atlanta, GA	7.0	5.4	.594	.474

## ■ 2011-12 » 27-9 » SEC TOURNAMENT CHAMPIONS/ 2ND NCAA DES MOINES REGIONAL

**Starting poll position:** 3rd (10-31-11)  
**Highest 2011-12 ranking:** 3rd (3 weeks)  
**Lowest 2011-12 ranking:** 13th (2-13 & 2-27-12)  
**Final 2011-12 poll position:** 13th (3-5-12)  
**Actual NCAA finish:** Lost in Des Moines Regional Finals

No.	Name	Year	Pos.	Ht.	Hometown	PPG	RPG	FG-Pct.	FT-Pct.
1	*Briana Bass	SR	G	5-2	Indianapolis, IN	2.0	0.6	.316	.857
4	Kamiko Williams	JR	G	5-11	Clarksville, TN	2.8	1.8	.413	.909
5	Ariel Massengale	FR	PG	5-6	Bolingbrook, IL	7.4	2.3	.387	.776
10	Meighan Simmons	SO	G	5-9	Cibolo, TX	11.1	2.3	.375	.735
11	Cierra Burdick	FR	F	6-2	Charlotte, NC	4.6	2.8	.463	.761
13	Taber Spani	JR	G	6-1	Lee's Summit, MO	6.6	2.6	.372	.767
15	*Alicia Manning	SR	F	6-1	Woodstock, GA	3.9	3.9	.414	.680
20	Isabelle Harrison	FR	F/C	6-3	Nashville, TN	3.3	2.7	.367	.621
21	*Vicki Baugh	RS-SR	F/C	6-4	Sacramento, CA	7.5	6.7	.577	.708
25	*Glory Johnson	SR	F	6-3	Knoxville, TN	14.2	9.9	.538	.636
40	*Shekinna Stricklen	SR	G/F	6-2	Morrilton, AR	15.4	6.6	.434	.737

GENERAL

STAFF

PLAYERS

REVIEW

HISTORY

FACILITIES

NCAA

SEC

RECORDS

MEDIA INFO



**ALL-TIME LADY VOL TEAMS (CONTINUED)**

■ 2012-13 » 27-8 » SEC CHAMPIONS/2ND NCAA OKLAHOMA CITY REGIONAL

**Starting poll position:** 20th (11-5-12)  
**Highest 2012-13 ranking:** 8th (2-25-13)  
**Lowest 2012-13 ranking:** 24th (11-12-12)  
**Final 2012-13 poll position:** 10th (3-18-13)  
**Actual NCAA finish:** Lost in Oklahoma City Regional Finals

No.	Name	Year	Pos.	Ht.	Hometown	PPG	RPG	FG-Pct.	FT-Pct.
1	Jasmine Phillips	SO	G	5-10	Hartsville, SC	1.9	0.9	.429	.833
2	Jasmine Jones	FR	F	6-2	Madison, AL	4.7	3.9	.445	.596
4	*Kamiko Williams	SR	G	5-11	Clarksville, TN	7.4	4.2	.505	.700
5	*Ariel Massengale	SO	PG	5-6	Bolingbrook, IL	7.9	2.6	.371	.778
10	*Meighan Simmons	JR	G	5-9	Cibolo, TX	16.8	3.6	.412	.851
11	Cierra Burdick	SO	F	6-2	Charlotte, NC	8.4	6.6	.453	.766
12	*Bashaara Graves	FR	F/C	6-2	Clarksville, TN	13.2	8.0	.522	.701
13	*Taber Spani	SR	G/F	6-1	Lee's Summit, MO	11.1	4.5	.446	.855
14	Andraya Carter	FR	G	5-9	Flowery Branch, GA	5.3	1.6	.367	.900
20	Isabelle Harrison	SO	C	6-3	Nashville, TN	9.5	7.5	.485	.698
21	Nia Moore	FR	C	6-3	Chicago, IL	2.8	1.9	.413	.944

\* - Designates Starter





# FACILITIES



## THOMPSON-BOLING ARENA

The Thompson-Boling Assembly Center and Arena is one of the largest on-campus arenas in the country and a very tough place for visitors to leave with a win. The Lady Vols own a 369-25 (.937) record at the facility entering the 2013-14 season.

A mammoth structure located on the banks of the Tennessee River, it was named for B. Ray Thompson and retired UT President Edward J. Boling. The building is 448 feet long and 310 feet wide. It contains more than 411,000 square feet of floor space and more than 17 million cubic feet of space.

Following renovations in 2007, Thompson-Boling Arena now has an official seating capacity of 21,678. As part of a \$19 million renovation of the arena prior to the 2007-08 season, 32 luxury suites were added to the existing north balcony along with a large area just below the suites that included 166 side court seats. A \$3 million center-hung scoreboard, new black seats and several concourse refurbishments were also part of the renovation.

The enormous facility houses the Tennessee women's and men's basketball offices. The UT Ticket Office is located on the Phillip Fulmer Way level on the west end of the building.

A continuous-ring concourse encircles the building, permitting entrance to eight restrooms, six concession areas and 32 portals that lead to the arena. The playing floor level provides access to team dressing rooms, the press room and storage rooms. The distance from the playing floor to the roof is 120 feet, the equivalent of a 12-story building. The structure contains 142,000 square feet of roof area, which is approximately three and one-quarter acres.

In recent years, UT women's basketball has enjoyed a number of lengthy home winning streaks. On Dec. 28, 2003, Texas snapped a 24-game run that dated back to the 2001-02 season. A previous streak of 26 consecutive wins in the home confines ended on Jan. 5, 2002, with an 86-72 loss to Connecticut. The Lady Vols broke the NCAA homecourt winning streak record with 69 consecutive victories

before Connecticut spoiled the streak with a 59-53 win in game number 70 on Jan. 6, 1996. Tennessee claimed 64 straight home SEC victories before third-ranked LSU snapped the streak with a 72-69 victory - its first ever in Knoxville - on Feb. 9, 2006. The Lady Vols took a 36-game home winning streak into the 2011-12 season before Baylor snapped it at 38 on Nov. 27, 2011.

In 1998-99, the Lady Vols played before the largest average home crowd in the history of women's collegiate basketball, as 16,565 spectators per game clicked through the turnstiles. In all, 231,915 fans viewed home games in Knoxville. During the 1997-98 season, Tennessee set several collegiate

### YEARLY HOME RECORDS AT THOMPSON-BOLING ARENA

YEAR	WINS	LOSSES	PCT	ARENA	AVG. ATT.
1987-88	12	2	.857	Thompson-Boling	6,998
1988-89	15	0	1.000	Thompson-Boling	5,063
1989-90	14	1	.933	Thompson-Boling	5,682
1990-91	15	1	.938	Thompson-Boling	4,738
1991-92	14	0	1.000	Thompson-Boling	6,639*
1992-93	13	0	1.000	Thompson-Boling	6,002
1993-94	15	0	1.000	Thompson-Boling	6,542
1994-95	15	0	1.000	Thompson-Boling	8,032*
1995-96	14	1	.933	Thompson-Boling	8,042
1996-97	14	2	.875	Thompson-Boling	10,500*
1997-98	16	0	1.000	Thompson-Boling	14,969*
1998-99	14	0	1.000	Thompson-Boling	16,565*
1999-00	13	2	.867	Thompson-Boling	15,341*
2000-01	15	0	1.000	Thompson-Boling	15,510*
2001-02	12	2	.857	Thompson-Boling	14,295*
2002-03	16	0	1.000	Thompson-Boling	12,585
2003-04	12	2	.857	Thompson-Boling	14,403*
2004-05	14	1	.933	Thompson-Boling	13,449*
2005-06	12	2	.857	Thompson-Boling	15,356*
2006-07	15	1	.938	Thompson-Boling	14,678*
2007-08	14	1	.933	Thompson-Boling	15,796*
2008-09	13	2	.867	Thompson-Boling	13,999*
2009-10	17	0	1.000	Thompson-Boling	12,896*
2010-11	17	0	1.000	Thompson-Boling	12,069*
2011-12	12	3	.800	Thompson-Boling	14,414*
2012-13	16	2	.889	Thompson-Boling	11,390*
TOTALS	369	25	.937	*NCAA attendance champion	



attendance records. On Jan. 3, 1998, the Lady Vols entertained a new women's collegiate record 24,597 fans for the game with Connecticut. A month later, the first advance sell-out in UT women's basketball history occurred when the Lady Vols were set to meet Old Dominion in Knoxville. For the record, 24,373 fans attended the UT-ODU game. The all-time attendance mark was reset during the 2001-02 season when 24,611 fans visited the arena for a #1/#2 clash between UT and Connecticut. It was again reset on Jan. 7, 2006, when the Huskies came to Knoxville in front of 24,653 spectators. The women's basketball attendance mark was established at the 2002 NCAA Final Four when 29,619 people filled the Alamodome in San Antonio, Texas, for the championship game.

The Lady Vols started the record-breaking trend in women's collegiate basketball attendance in 1987. That season, the Lady Vols broke the (then) world record for single game attendance at a women's basketball game with 24,563 at the Tennessee versus Texas game on Dec. 9, 1987. Three years later, UT established new NCAA Women's Final Four attendance marks on March 30 and April 1, 1990, with a total paid attendance of 39,490 for the three-game event. The turnstile count of 34,196 (17,601 semis/16,595 finals) also broke all other attendance marks.

In 2012-13, UT led the NCAA in attendance for the 10th-straight season and the 16th time in the last 17 years.

## TOP 25 HOME CROWDS

	CROWD	OPPONENT	RESULT	DATE
1.	24,653	Connecticut	89-80 W	1/7/06
2.	24,611	Connecticut	72-86 L	1/05/02
3.	24,597	Connecticut	84-69 W	1/03/98
4.	24,563	Texas	78-97 L	12/09/87
5.	24,373	Old Dominion	85-61 W	2/07/98
6.	24,251	Vanderbilt	73-53 W	2/25/07
7.	24,051	Kentucky	98-60 W	1/17/99
8.	24,046	Connecticut	92-88 W	2/01/01
9.	23,385	Connecticut	67-74 L	1/08/00
10.	22,694	Louisiana State	90-58 W	2/22/98
11.	22,635	Georgia	102-69 W	1/14/99
12.	22,515	Connecticut	67-81 L	2/5/04
13.	21,968	Vanderbilt	70-66 W	2/22/01
14.	21,592	Vanderbilt	64-59 W	2/17/97
15.	21,118	Duke	70-74 L	1/22/07
16.	21,077	Mississippi State	94-53 W	2/06/99
17.	20,956	Vanderbilt	75-68 W	2/16/02
18.	20,790	Florida	93-95 L (OT)	2/26/06
19.	20,573	Kentucky	89-64 W	2/24/02
20.	20,249	Mississippi State	72-46 W	2/28/08
21.	20,090	Louisiana State	85-62 W	2/29/04
22.	20,068	Vanderbilt	89-53 W	2/18/99
23.	19,722	UCLA	100-77 W	12/21/98
24.	19,666	Vanderbilt	79-63 W	1/20/08
25.	19,576	Louisiana State	69-72 L	2/9/06

(All records set at Thompson-Boling Arena)

## THOMPSON-BOLING ARENA RECORDS

### TENNESSEE

#### Individual

<b>FG made</b> .....	16	by Sheila Frost vs. Vanderbilt 1-17-88
<b>FG attempted</b> .....	23 (3x) most recently by Meighan Simmons vs. Auburn 2-21-13	
<b>FG percentage</b> .....	1.000 (6-6) (three times) most recently by Kelley Cain vs. Texas 12-6-09	
<b>3FG made</b> .....	8 by Meighan Simmons vs. Lamar 12-1-10	
<b>3FG attempted</b> .....	16 by Angie Bjorklund vs. Arkansas 1-24-08	
<b>3FG percentage</b> .....	1.000 (6-6) by Kara Lawson vs. Vanderbilt 2-27-03	
<b>FT made</b> .....	17 by Candace Parker vs. Middle Tennessee 12-13-07	
<b>FT attempted</b> .....	21 by Candace Parker vs. Middle Tennessee 12-13-07	
<b>FT percentage</b> .....	1.000 (10-10) (twice) most recently by Shanna Zolman vs. Connecticut 1-7-06	
<b>Points</b> .....	39 by Chamique Holdslaw vs. Boston College 3-15-99	
<b>Off. rebounds</b> .....	12 by Sheila Frost vs. Northern Illinois 12-20-87	
<b>Def. rebounds</b> .....	13 by Daedra Charles vs. Southwest Missouri 3-16-91	
<b>Total rebounds</b> .....	22 by Daedra Charles vs. Southwest Missouri 3-16-91	
<b>Assists</b> .....	13 by Shannon Bobbitt vs. Gonzaga 12-16-07	
<b>Turnovers</b> .....	9 by Ashley Robinson vs. Boston College 12-6-00	
<b>Blocks</b> .....	12 by Kelley Cain vs. LSU 2-22-10	
<b>Steals</b> .....	8 by Tamika Catchings vs. Memphis 2-16-99	

#### Team

##### High

50 vs. UT-Martin 11-19-99
97 vs. Stetson 11-26-89
.691 (38-55) vs. St. Joseph's 11-16-98
15 (twice), most recently vs. Lamar 12-1-10
30 vs. Arkansas 1-24-08
.833 (5-6) vs. DePaul 2-13-91
36 vs. Long Beach St. 12-3-88
53 vs. Long Beach St. 12-3-88
.958 (23-24) vs. Vanderbilt 2-27-03
133 vs. UT-Martin 11-19-99
39 vs. Colorado 12-20-93
46 vs. Stetson 3-19-11
76 vs. Tenn. State 2-27-88
31 vs. Florida A&M 3-16-95
29 vs. Grambling 3-15-97
15 vs. Kentucky 2-25-10
27 vs. Louisiana State 2-22-98
63 vs. Old Dominion 1-3-00
75 vs. UT-Martin 11-19-99

##### FG MADE

16 vs. Rutgers 2-11-08

##### FG ATTEMPTED

47 vs. Creighton 3-25-13

##### FG PERCENTAGE

.293 (24-82) vs. Baylor 11-27-11

##### 3-PT. FG MADE

0 vs. 31 opponents

##### 3-PT. FG ATTEMPTED

0 vs. 11 opponents

##### 3-PT. FG PERCENTAGE

.000 vs. 31 opponents

##### FT MADE

4 (2x) most recently v. Dayton 3-22-10

##### FT ATTEMPTED

7 vs. Stetson 12-3-87

##### FT PERCENTAGE

.333 (4-12) vs. Dayton 3-22-10

##### POINTS

53 vs. Connecticut 1-6-96

##### OFFENSIVE REBOUNDS

7 vs. Chattanooga 11-12-06

##### DEFENSIVE REBOUNDS

13 vs. Auburn 2-14-98

##### TOTAL REBOUNDS

24 vs. Kentucky 2-11-07

##### ASSISTS

5 vs. Ole Miss 1-26-91

##### TURNOVERS

5 vs. Villanova 3-31-03

##### BLOCKS

0 vs. six opponents

##### STEALS

0 vs. South Carolina 2-2-12

##### 1ST HALF POINTS

21 (2x) most recently vs. Ky. 1-12-12

##### 2ND HALF POINTS

20 vs. Georgia 1-21-10

# THOMPSON-BOLING ARENA RECORDS (CONTINUED)

**OPPONENTS**

*Individual*

<b>FG made</b> .....	16 by Rehema Stephens, UCLA 12-16-90
<b>FG attempted</b> .....	32 by Ida Neal, Georgia Tech 2-15-89
<b>FG percentage</b> .....	1.000 (10-10) Misty Lamb, Vanderbilt 2-22-90
<b>3FG made</b> .....	9 by Molly Goodenbour, Stanford 12-21-92
<b>3FG attempted</b> .....	17 by Morgan Eye, Missouri 1-10-13
<b>3FG percentage</b> .....	1.000 (4-4) by Chandra Dorsey, Ole Miss 2-4-99
<b>FT made</b> .....	15 by Chantelle Anderson, Vanderbilt 2-27-03
<b>FT attempted</b> .....	17 by Chantelle Anderson, Vanderbilt 2-27-03
<b>FT percentage</b> .....	1.000 (11-11) by Adrienne Shuler, Georgia 1-28-91
<b>Points</b> .....	45 by Clarissa Davis, Texas 12-9-87
<b>Off. rebounds</b> .....	12 by JoKeirra Sneed, Louisiana Tech, 11-26-07
<b>Def. rebounds</b> .....	12 by Tamika Williams, Connecticut 1-5-02
<b>Total rebounds</b> .....	19 by Chinye Ogwumike, Stanford, 12-22-12
<b>Assists</b> .....	11 (three times) most recently by Temeka Johnson, LSU 2-29-04
<b>Turnovers</b> .....	13 by Coco Miller, Georgia 1-28-98
<b>Blocks</b> .....	7 (three times) most recently by Brittney Griner, Baylor 11-27-11
<b>Steals</b> .....	8 by Tamicha Jackson, Louisiana Tech 11-14-99

**Team**

**High**

35 (twice), most recently by North Carolina 12-2-07
83 by North Carolina 12-2-07
.609 (25-41) by NW 1-5-88
13 by two opponents
36 by Missouri 1-10-13
1.000 (2-2) by LSU 2-10-90
31 by Oklahoma 11-10-02
45 by Oklahoma 11-10-02
1.000 (20-20) by LSU 2-13-88
97 by Texas 12-9-87
28 (2x), most recently by Alabama 1-6-11
34 (2x) most recently by Missouri 1-10-13
57 by North Carolina 12-2-07
20 (2x) most rec. by Vandy 2-17-13
46 by Memphis 2-16-99
10 (2x) most rec. by Oral Roberts 3-23-13
20 by Florida 2-26-06
52 by Vanderbilt 1-19-96
56 by UCLA 12-16-90

**FG MADE**

10 by UT-Martin 12-5-06

**FG ATTEMPTED**

38 by Kentucky 2-3-08

**FG PERCENTAGE**

.182 (12-66) by Florida, Atl., 1-21-92

**3-PT. FG MADE**

0 by 24 opponents

**3-PT. FG ATTEMPTED**

0 by four opponents

**3-PT. FG PERCENTAGE**

.000 by 24 opponents

**FT MADE**

0 by three opponents

**FT ATTEMPTED**

0 by Florida 2-14-10

**FT PERCENTAGE**

.000 by three opponents

**POINTS**

26 by Florida Atl. 1-21-92

**OFFENSIVE REBOUNDS**

2 by Villanova 3-31-03

**DEFENSIVE REBOUNDS**

9 by Kentucky 2-13-12

**TOTAL REBOUNDS**

17 by Villanova 3-31-03

**ASSISTS**

1 by Kentucky 1-12-91

**TURNOVERS**

6 by Georgia 1-6-13

**BLOCKS**

0 (46x) most rec. by Creighton 3-25-13

**STEALS**

1 (4x) most recently by Rice 11-15-12

**1ST HALF POINTS**

8 by Stetson 11-24-89

**2ND HALF POINTS**

14 by Stetson 3-19-11

## YEAR-BY-YEAR ATTENDANCE

YEAR	HOME	AVG.	GMS	AWAY/NEUTRAL	AVG.	GMS	TOTAL	AVG.	GMS
1978-79	49,054	2725	18	50,289	2395	21	99,343	2547	39
1979-80	39,008	2601	15	46,591	2026	23	85,599	2253	38
1980-81	38,302	3192	12	45,857	2414	19	84,159	2715	31
1981-82	42,840	3060	14	40,144	2230	18	82,984	2593	32
1982-83	48,530	3033	16	37,288	2193	17	85,818	2601	33
1983-84	40,046	2356	17	31,673	1980	16	71,719	2173	33
1984-85	37,450	2340	16	36,628	2289	16	74,078	2315	32
1985-86	39,282	2805	14	29,621	1481	20	68,903	2026	34
1986-87	68,852	4303	16	74,304	4128	18	143,156	4210	34
1987-88	97,972	6998	14	51,835	2592	20	144,807	4406	34
1988-89	75,939	5063	15	90,435	4111	22	166,374	4497	37
1989-90	85,234	5682	15	45,228	2513	18	130,462	3953	33
1990-91	75,811	4738	16	69,166	3640	19	144,977	4142	35
1991-92	92,942	6639	14	60,258	3545	17	153,200	4942	31
1992-93	78,025	6002	13	86,815	4569	19	164,840	5151	32
1993-94	98,137	6542	15	85,412	4745	18	183,549	5562	33
1994-95	120,477	8032	15	169,933	7724	22	290,410	7849	37
1995-96	120,624	8042	15	142,933	6806	21	263,557	7321	36
1996-97	167,992	10,500	16	161,556	7024	23	329,548	8450	39
1997-98	239,511	14,969	16	147,202	6401	23	386,713	9916	39
1998-99	231,915	16,565	14	181,665	9083	20	413,580	12,164	34
1999-00	230,116	15,341	15	187,156	8507	22	417,272	11,278	37
2000-01	232,646	15,510	15	152,223	8012	19	384,869	11,320	34
2001-02	200,132	14,295	14	170,586	8529	20	370,718	10,903	34
2002-03	201,353	12,585	16	204,107	9278	22	405,460	10,670	38
2003-04	201,638	14,403	14	165,527	7882	21	367,165	10,490	35
2004-05	201,734	13,449	15	169,196	8459	20	370,930	10,598	35
2005-06	214,980	15,356	14	150,743	6851	22	365,723	10,158	36
2006-07	234,845	14,678	16	191,346	7734	21	426,191	11,518	37
2007-08	236,940	15,796	15	208,985	9086	23	445,925	11,735	38
2008-09	209,991	13,999	15	121,793	6776	18	331,784	10,054	33
2009-10	219,233	12,896	17	111,101	6311	18	330,334	9438	35
2010-11	213,128	12,537	17	138,349	6197	20	351,477	9,499	37
2011-12	216,206	14,414	15	139,292	6633	21	355,498	9,875	36
2012-13	205,027	11,390	18	96,992	5705	17	302,019	8,629	35

# LARGEST CROWDS (GAMES WITH 15,000+ SPECTATORS)

Crowd	Opponent	Site	Result	Date	Crowd	Opponent	Site	Result	Date
29,619	Connecticut	San Antonio, Texas	56-79 L	3/29/02	17,667	Stanford	Knoxville	98-62 W	12/19/98
28,937	Michigan State	Indianapolis, Ind.	64-68 L	4/3/05	17,152	Vanderbilt	Knoxville	70-67 W	2/12/06
28,210	Connecticut	Atlanta, Ga.	68-73 L	4/08/03	17,077	South Carolina	Knoxville	99-45 W	1/11/01
28,210	Duke	Atlanta, Ga.	66-56 W	4/06/03	16,990	Duke	Knoxville	54-62 L	2/16/09
24,653	Connecticut	Knoxville	89-80 W	1/7/06	16,897	Arkansas	Knoxville	79-69 W	1/10/00
24,611	Connecticut	Knoxville	72-86 L	1/5/02	16,845	North Carolina	Knoxville	83-79 W	2/22/07
24,597	Connecticut	Knoxville	84-69 W	1/3/98	16,836	Mississippi State	Knoxville	66-59 W	1/15/01
24,563	Texas	Knoxville	78-97 L	12/9/87	16,799	Alabama	Knoxville	89-54 W	1/29/06
24,373	Old Dominion	Knoxville	85-61 W	2/7/98	16,782	Arizona State	Phoenix, Ariz.	67-63 W	12/27/00
24,251	Vanderbilt	Knoxville	73-53 W	2/25/07	16,737	Mississippi	Knoxville	119-52 W	2/8/01
24,051	Kentucky	Knoxville	98-60 W	1/17/99	16,714	Old Dominion	Cincinnati, Ohio	68-59 W	3/30/97
24,046	Connecticut	Knoxville	92-88 W	2/1/01	16,714	Notre Dame	Cincinnati, Ohio	80-66 W	3/28/97
23,385	Connecticut	Knoxville	67-74 L	1/8/00	16,645	Vanderbilt	Knoxville	64-57 W	1/17/10
23,291	Georgia	Charlotte, N.C.	83-65 W	3/31/96	16,629	Florida	Knoxville	79-40 W	2/9/03
23,291	Connecticut	Charlotte, N.C.	88-83 W (OT)	3/29/96	16,623	Baylor	Knoxville	67-76 L	11/27/11
22,694	Louisiana State	Knoxville	90-58 W	2/22/98	16,532	Florida	Knoxville	92-61 W	2/28/08
22,635	Georgia	Knoxville	102-69 W	1/14/99	16,490	Louisiana Tech	Knoxville	75-61 W	11/21/97
22,515	Connecticut	Knoxville	67-81 L	2/5/04	16,471	Kentucky	Knoxville	67-49 W	1/23/05
21,968	Vanderbilt	Knoxville	70-66 W	2/22/01	16,464	Stetson	Knoxville	102-59 W	3/23/87
21,655	Stanford	Tampa, Fla.	64-48 W	4/8/08	16,451	Florida	Knoxville	83-44 W	2/14/10
21,655	Louisiana State	Tampa, Fla.	47-46 W	4/6/08	16,413	South Carolina	Knoxville	68-56 W	1/18/09
21,592	Vanderbilt	Knoxville	64-59 W	2/17/97	16,361	Auburn	Knoxville	82-61 W	2/5/12
21,118	Duke	Knoxville	70-74 L	1/22/07	16,342	Vanderbilt	Knoxville	91-71 W	2/27/03
21,077	Mississippi State	Knoxville	94-53 W	2/6/99	16,333	Florida	Knoxville	97-78 W	2/13/00
20,956	Vanderbilt	Knoxville	75-68 W	2/16/02	16,294	Connecticut	Hartford, Conn.	70-64 W	1/6/07
20,790	Florida	Knoxville	93-95 L (OT)	2/26/06	16,294	Connecticut	Hartford, Conn.	68-67 W	1/8/05
20,704	Rutgers	Cleveland, Ohio	59-46 W	4/3/07	16,294	Connecticut	Hartford, Conn.	62-63 L (OT)	1/4/03
20,704	North Carolina	Cleveland, Ohio	56-50 W	4/1/07	16,294	Connecticut	Hartford, Conn.	76-81 L	12/30/00
20,573	Kentucky	Knoxville	89-64 W	2/24/02	16,294	Connecticut	Hartford, Conn.	57-72 L	1/5/97
20,249	Mississippi State	Knoxville	72-46 W	2/24/08	16,179	Memphis	Knoxville	98-60 W	12/15/00
20,090	Louisiana State	Knoxville	85-62 W	2/29/04	16,098	Mississippi	Knoxville	86-43 W	2/6/03
20,068	Vanderbilt	Knoxville	89-53 W	2/18/99	16,058	Georgia	Knoxville	73-43 W	2/5/09
20,060	Rutgers	Philadelphia, Pa.	64-54 W	3/31/00	15,978	Old Dominion	Knoxville	113-55 W	1/3/00
20,060	Connecticut	Philadelphia, Pa.	52-71 L	4/2/00	15,838	Mississippi State	Knoxville	82-68 W	2/22/09
19,722	UCLA	Knoxville	100-77 W	12/21/98	15,737	Auburn	Knoxville	79-63 W	2/14/98
19,666	Vanderbilt	Knoxville	79-63 W	1/20/08	15,735	Rutgers	New York, N.Y.	68-54 W	1/3/99
19,576	Louisiana State	Knoxville	69-72 L	2/9/06	15,699	Texas	Knoxville	92-67 W	11/18/07
19,339	Alabama	Knoxville	65-47 W	2/6/00	15,686	Stanford	Knoxville	63-58 W	12/17/00
19,259	Kentucky	Knoxville	79-51 W	2/3/08	15,627	Memphis	Knoxville	113-39 W	2/16/99
19,208	Vanderbilt	Knoxville	86-54 W	1/25/98	15,615	Louisiana Tech	Austin, Texas	74-44 W	3/29/87
19,143	Kentucky	Knoxville	83-39 W	1/27/01	15,615	Long Beach State	Austin, Texas	67-64 W	3/27/87
19,092	Notre Dame	Knoxville	78-54 W	12/30/06	15,588	Mississippi State	Knoxville	84-71 W	2/24/05
18,952	Kentucky	Knoxville	84-62 W	2/11/07	15,574	Louisiana State	Knoxville	62-78 L	2/14/08
18,643	Vanderbilt	Knoxville	72-63 W	2/13/05	15,556	Louisiana Tech	Knoxville	90-75 W	11/23/01
18,633	Arkansas	Knoxville	72-54 W	1/13/05	15,606	Tenn.-Martin	Knoxville	133-60 W	11/19/99
18,563	Florida	Knoxville	75-59 W	2/26/12	15,491	Stanford	Knoxville	77-60 W	11/24/06
18,453	South Carolina	Knoxville	72-58 W	2/8/04	15,438	Vanderbilt	Knoxville	78-52 W	2/4/00
18,410	Arkansas	Knoxville	93-65 W	2/7/02	15,409	Old Dominion	Knoxville	90-37 W	12/28/11
18,279	Mississippi	Knoxville	96-58 W	2/4/99	15,396	Texas	Knoxville	60-70 L	12/28/03
18,211	Connecticut	New Orleans, La.	61-70 L	4/6/04	15,390	Arkansas	Knoxville	88-58 W	1/1/98
18,211	Louisiana State	New Orleans, La.	52-50 W	2/4/04	15,317	Vanderbilt	Nashville, Tenn.	73-68 W	1/30/93
18,180	Auburn	Knoxville	76-61 W	2/27/00	15,312	Louisiana State	Knoxville	91-69 W	1/9/94
18,038	Connecticut	Minneapolis, Minn.	64-70 L	4/2/95	15,311	Vanderbilt	Nashville, Tenn.	66-60 W	2/7/99
18,038	Georgia	Minneapolis, Minn.	73-51 W	4/1/95	15,233	LSU	Baton Rouge, La.	58-68 L	2/10/05
18,036	Louisiana State	Knoxville	80-48 W	2/20/00	15,217	LSU	Baton Rouge, La.	68-65 W	2/23/03
17,976	Louisiana Tech	Kansas City, Mo.	93-75 W	3/29/98	15,187	Vanderbilt	Nashville, Tenn.	79-71 W	2/25/96
17,976	Arkansas	Kansas City, Mo.	86-58 W	3/27/98	15,159	Vanderbilt	Knoxville	79-57 W	2/13/94
17,879	Vanderbilt	Knoxville	87-64 W	1/51/12	15,132	Florida	Knoxville	99-60 W	1/10/98
17,798	Texas	Knoxville	106-76 W	12/30/99	15,021	South Carolina	Knoxville	60-64 L	2/2/12
17,690	Rutgers	Knoxville	59-58 W	2/11/08	15,010	South Carolina	Knoxville	97-78 W	1/23/03

## WON-LOST RECORD IN GAMES WITH ATTENDANCE OF 10,000

Site	Won	Lost	Pct.
<b>Home</b>	324	22	.936
<b>Away</b>	43	14	.754
<b>Neutral</b>	31	12	.721
<b>Overall</b>	<b>398</b>	<b>48</b>	<b>.892</b>

- During the last 35 years, nearly nine million people have watched the University of Tennessee Lady Volunteers play basketball.
- This breaks down into 4,905,912 spectators at home viewing the team and 3,892,229 folks watching the team on the road or at a neutral site for a total of 8,798,141.
- Tennessee originally set the world record for most spectators at a women's basketball game with 24,563 in attendance at the Tennessee vs. Texas game on Dec. 9, 1987. UT continues to hold the mark for most fans to attend a women's basketball game at an on-campus facility, with 24,653 against Connecticut on Jan. 7, 2006.

GENERAL  
STAFF  
PLAYERS  
REVIEW  
HISTORY  
FACILITIES  
NCAA  
SEC  
RECORDS

MEDIA INFO



## TOP 25 AWAY CROWDS

	CROWD	OPPONENT	SITE	RESULT	DATE
1.	22,124	Louisville	Louisville, Ky.	63-50 W	11/12/10
2.	16,294	Connecticut	Hartford, Conn.	70-64 W	1/6/07
	16,294	Connecticut	Hartford, Conn.	68-67 W	1/08/05
	16,294	Connecticut	Hartford, Conn.	62-63 L OT	1/04/03
	16,294	Connecticut	Hartford, Conn.	57-72 L	1/05/97
	16,294	Connecticut	Hartford, Conn.	76-81 L	12/30/00
7.	15,317	Vanderbilt	Nashville, Tenn.	73-68 W	1/30/93
8.	15,311	Vanderbilt	Nashville, Tenn.	66-60 W	2/07/99
9.	15,233	LSU	Baton Rouge, La.	58-68 L	2/10/05
10.	15,217	LSU	Baton Rouge, La.	68-65 W	2/23/03
11.	15,187	Vanderbilt	Nashville, Tenn.	79-71 W	2/25/96
12.	14,848	Vanderbilt	Nashville, Tenn.	91-60 W	2/16/98
13.	14,316	Vanderbilt	Nashville, Tenn.	81-68 W	2/17/08
14.	14,168	Vanderbilt	Nashville, Tenn.	59-76 L	2/02/02
15.	14,014	Arkansas	Fayetteville, Ark.	92-79 W	1/30/03
16.	13,689	Kentucky	Lexington, Ky.	63-66 L	1/26/06
17.	13,227	Vanderbilt	Nashville, Tenn.	72-70 W	12/31/94
18.	13,127	Vanderbilt	Nashville, Tenn.	80-68 W	1/19/06
19.	12,645	Vanderbilt	Nashville, Tenn.	84-82 W	1/31/94
20.	12,552	Oklahoma	Oklahoma City, Okla.	70-80 L	2/2/09
21.	12,417	Vanderbilt	Nashville, Tenn.	92-79 WOT	1/19/97
22.	12,343	Iowa	Iowa City, Iowa	56-72 L	3/27/93
23.	12,222	Florida	Gainesville, Fla.	103-73 W	2/11/01
24.	12,168	South Carolina	Columbia, S.C.	80-61 W	1/17/02
25.	12,080	Oklahoma	Norman, Okla.	71-55 W	12/21/03

## TOP 25 NEUTRAL SITE CROWDS

	CROWD	OPPONENT	SITE	RESULT	DATE
1.	29,619	Connecticut	San Antonio, Texas	56-79 L	3/29/02
2.	28,937	Michigan State	Indianapolis, Ind.	64-68 L	4/03/05
3.	28,210	Connecticut	Atlanta, Ga.	68-73 L	4/08/03
	28,210	Duke	Atlanta, Ga.	66-56 W	4/06/03
5.	23,291	Georgia	Charlotte, N.C.	83-65 W	3/31/96
	23,291	Connecticut	Charlotte, N.C.	88-83 W (OT)	3/29/96
7.	21,655	Stanford	Tampa, Fla.	64-48 W	4/8/08
	21,655	Louisiana State	Tampa, Fla.	47-46 W	4/6/08
9.	20,704	Rutgers	Cleveland, Ohio	59-46 W	4/3/07
	20,704	North Carolina	Cleveland, Ohio	56-50 W	4/1/07
11.	20,060	Connecticut	Philadelphia, Pa.	52-71 L	4/2/00
	20,060	Rutgers	Philadelphia, Pa.	64-54 W	3/31/00
13.	18,212	Connecticut	New Orleans, La.	61-70 L	4/6/04
	18,212	Louisiana State	New Orleans, La.	52-50 W	4/4/04
15.	18,038	Connecticut	Minneapolis, Minn.	64-70 L	4/02/95
	18,038	Georgia	Minneapolis, Minn.	73-51 W	4/01/95
17.	17,976	Louisiana Tech	Kansas City, Mo.	93-75 W	3/29/98
	17,976	Arkansas	Kansas City, Mo.	80-66 W	3/27/98
19.	16,782	Arizona State	Phoenix, Ariz.	67-63 W	12/27/00
20.	16,714	Old Dominion	Cincinnati, Ohio	68-59 W	3/30/97
	16,714	Notre Dame	Cincinnati, Ohio	80-66 W	3/28/97
22.	15,735	Rutgers	New York, N.Y.	68-54 W	1/03/99
23.	15,615	Louisiana Tech	Austin, Texas	67-44 W	3/29/87
	15,615	Long Beach State	Austin, Texas	74-64 W	3/27/87
25.	14,848	North Carolina	Nashville, Tenn.	76-70 W	3/23/98



## STOKELY ATHLETICS CENTER ►

Stokely Athletics Center was the home to the offices of both the Women's Athletics Department and the Lady Volunteer basketball team from 1976-87. It was formerly home to the Lady Vol volleyball team, which moved its matches to Thompson-Boling Arena in the fall of 2008. Many offices of the UT Athletics Department are still housed in Stokely, including Athletic Training, Media Relations and Strength & Conditioning, as well as several coaching staffs.

The Stokely Arena, which is encircled by a four-lane Tartan indoor track, seated 12,700, while the building housed the former men's and women's athletics department offices. The building was originally called the UT Armory Field House in 1958 and seated just more than 7,000 spectators. Through the generosity of the late William B. Stokely, Jr., further construction was completed and on Dec. 1, 1966, the facility was re-named to honor the Stokely family.

In 1986, Stokely took on a new look as a wood playing surface replaced the old tartan court. The Horner "Pro King" hardwood was painted with the traditional outline of the state of Tennessee in the center of the floor and the familiar end line markings. The court was special-made for the University by the same manufacturer who supplied the basketball court to the Forum for the 1984 Los Angeles Olympic Games.

Stokely Athletics Center was the site of some historic games for the Lady Vols. The first women's contest played in SAC pitted Tennessee versus Kentucky on Nov. 13, 1976. The Lady Vols not only trounced the Lady Kats, 107-53, but UT's Patricia Roberts tossed in a Field House record 51 points. Along the way, Tennessee hosted the great gold medalist USSR Olympic Team in 1979, the USA All-Star team in 1979 and the first Southeastern Conference Championships in 1980.

The last Lady Vol game in Stokely, before moving to Thompson-Boling Arena, was a 77-61 win over Auburn in the finals of the NCAA Mid-east Regionals on March 21, 1987. A week later, the Lady Vols returned to Stokely to celebrate UT's first NCAA basketball title with thousands of fans in attendance.

Although no formal attendance figures were kept prior to 1982, Tennessee most-assuredly was among the nation's elite in fan support.

## ALUMNI GYM ►

Constructed in the 1930's, Alumni Gym was the first real home to the inaugural Lady Vol team in 1974, which was coached by Pat Summitt. The court in the tiny arena (seating 3,000) was the centerpiece of an encircling tri-balcony seating arrangement.



GENERAL

STAFF

PLAYERS

REVIEW

HISTORY

FACILITIES

NCAA

SEC

RECORDS

MEDIA INFO



### STOKELY & ALUMNI GYM RECORDS

YEAR	WINS	LOSSES	PCT.	SITE
1974-75	6	2	.750	Alumni
1975-76	7	4	.636	Alumni
1976-77	3	0	1.000	Alumni
	5	0	1.000	Stokely
1977-78	12	0	1.000	Stokely
1978-79	17	1	.944	Stokely
1979-80	14	1	.933	Stokely
1980-81	12	0	1.000	Stokely
1981-82	12	2	.857	Stokely
1982-83	12	4	.750	Stokely
1983-84	14	3	.823	Stokely
1984-85	13	3	.813	Stokely
1985-86	11	3	.786	Stokely
1986-87	15	1	.938	Stokely
<b>TOTALS</b>	<b>153</b>	<b>24</b>	<b>.864</b>	

\* Lady Vols produced a record of 137-18 (.884) in Stokely Athletics Center

### LARGEST STOKELY CROWDS

	OPPONENT	SCORE	ATTEND.
1-29-79	Louisiana State	W, 92-48	10,000
1-26-80	Old Dominion	L, 54-61	9,496
2-14-82	Old Dominion	W, 62-58	9,010
1-24-87	Georgia	W, 78-72	8,623
2-02-86	Florida	W, 82-60	8,003
3-21-87	Auburn	W, 77-61	7,533
12-06-82	Southern Cal	L, 71-81	7,231
3-01-87	UNC Charlotte	W, 91-44	7,067
2-08-86	Auburn	L, 60-66	6,428
3-15-87	Tennessee Tech	W, 95-59	5,998
3-21-81	Maryland	W, 79-67	5,995
1-05-79	UCLA	W, 88-74	5,950
11-20-82	Old Dominion	L, 72-78	5,442
3-19-87	Virginia	W, 66-58	5,420
1-03-81	UCLA	L, 62-65	5,300
3-10-79	Old Dominion	L, 72-74	5,100
12-05-78	Middle Tennessee	W, 87-63	5,000
2-17-79	Kentucky	W, 89-51	5,000
2-06-83	N.C. State	W, 91-78	4,929
1-11-87	Kentucky	W, 76-64	4,883

**ALL-TIME YEAR-BY-YEAR HOME RECORDS**

YEAR	WINS	LOSSES	PCT	ARENA	AVG. ATT.
1974-75	6	2	.750	Alumni Gym	n/a
1975-76	7	4	.636	Alumni Gym	n/a
1976-77	8	0	1.000	Alumni Gym	n/a
1977-78	12	0	1.000	Stokely Athletics Ctr	n/a
1978-79	17	1	.944	Stokely Athletics Ctr	2,725
1979-80	14	1	.933	Stokely Athletics Ctr	2,601
1980-81	12	0	1.000	Stokely Athletics Ctr	3,192
1981-82	12	2	.857	Stokely Athletics Ctr	3,060
1982-83	12	4	.750	Stokely Athletics Ctr	3,033
1983-84	14	3	.823	Stokely Athletics Ctr	2,356
1984-85	13	3	.813	Stokely Athletics Ctr	2,340
1985-86	11	3	.786	Stokely Athletics Ctr	2,805
1986-87	15	1	.938	Stokely Athletics Ctr	4,303
1987-88	12	2	.857	Thompson-Boling	6,998
1988-89	15	0	1.000	Thompson-Boling	5,063
1989-90	14	1	.933	Thompson-Boling	5,682
1990-91	15	1	.938	Thompson-Boling	4,738
1991-92	14	0	1.000	Thompson-Boling	6,639*
1992-93	13	0	1.000	Thompson-Boling	6,002
1993-94	15	0	1.000	Thompson-Boling	6,542
1994-95	15	0	1.000	Thompson-Boling	8,032*
1995-96	14	1	.933	Thompson-Boling	8,042
1996-97	14	2	.875	Thompson-Boling	10,500*
1997-98	16	0	1.000	Thompson-Boling	14,969*
1998-99	14	0	1.000	Thompson-Boling	16,565*
1999-00	13	2	.867	Thompson-Boling	15,341*
2000-01	15	0	1.000	Thompson-Boling	15,510*
2001-02	12	2	.857	Thompson-Boling	14,295*
2002-03	16	0	1.000	Thompson-Boling	12,585
2003-04	12	2	.857	Thompson-Boling	14,403*
2004-05	14	1	.933	Thompson-Boling	13,449*
2005-06	12	2	.857	Thompson-Boling	15,356*
2006-07	15	1	.938	Thompson-Boling	14,678*
2007-08	14	1	.933	Thompson-Boling	15,796*
2008-09	13	2	.867	Thompson-Boling	13,999*
2009-10	17	0	1.000	Thompson-Boling	12,896*
2010-11	17	0	1.000	Thompson-Boling	12,069*
2011-12	12	3	.800	Thompson-Boling	14,414*
2012-13	16	2	.889	Thompson-Boling	11,390*
<b>TOTALS</b>	<b>522</b>	<b>49</b>	<b>.914</b>	<b>*indicates NCAA attendance champion</b>	

**PRATT PAVILION**

In October 2006, Tennessee Athletics had a ground-breaking ceremony to officially recognize construction on the Pratt Pavilion, the state-of-art basketball practice facility named in UT alumnus Larry F. Pratt's honor for his \$5 million lead gift to the basketball programs. The Pratt Pavilion, which opened in the fall of 2007, houses two full-size gymnasiums, one each for the men's and women's basketball teams, as well as space for an athletic training room, weight room, film study room and a recruiting lounge.

Directly connected to Thompson-Boling Arena, Pratt Pavilion has convenient ground level parking. The 70,000-square-foot structure has four short courts within each of the two full-size courts. The facility is equipped with secured practice facilities, spacious locker rooms and recruiting rooms as well. Balconies at the south side of the building overlook the practice courts.

Pratt Pavilion had a total project cost of \$16 million, funded entirely through private gifts. Lead donor Pratt's commitment in April 2006, coupled with leadership gifts from other campaign donors, including Jim Haslam, Brenda Lawson and Robbie Nutt, enabled UT to move forward with the project.

This is not Pratt's first donation. In the 1990s he honored his father Floyd by creating an endowed scholarship in his name as a member of the Nathan Dougherty Society. He also was recognized at the Tennessee vs. Georgia football game in 2003 for a \$1 million donation to the STEP-UP Campaign. Pratt, an Athens, Tenn., native, currently resides in McLean, Va. He graduated from the University of Tennessee in 1972 from the college of business and serves as president and CEO of First Savings Mortgage Corporation, the largest private mortgage banker in Washington D.C.



VOLUNTEERS



NCAA

adidas

**EIGHT NCAA TITLES****1987 • 1989 • 1991 • 1996 • 1997 • 1998 • 2007 • 2008****22 FINAL FOUR APPEARANCES (AIAW & NCAA)**

## ■ 1977

**Minneapolis, Minnesota • Williams Arena**

March 23	Michigan State	76-62
March 24	Kansas State	81-69
March 25	Delta State	58-62
March 26	Immaculata	91-71

AIAW Third Place

## ■ 1979

**Greensboro, North Carolina • Greensboro Coliseum**

March 23	Louisiana Tech	84-102
March 25	UCLA	104-86

AIAW Third Place

## ■ 1980

**Mount Pleasant, Michigan • Rose Arena**

March 21	South Carolina	75-72
March 23	Old Dominion	53-68

AIAW Runner-Up

## ■ 1981

**Eugene, Oregon • McArthur Court**

March 27	Old Dominion	68-65
March 29	Louisiana Tech	59-79

AIAW Runner-Up

## ■ 1982

**Norfolk, Virginia • The Scope**

March 26	Louisiana Tech	46-69
----------	----------------	-------

NCAA Third Place

## ■ 1984

**Los Angeles, California • Pauley Pavilion**

March 30	Cheyney	82-73
April 1	Southern California	61-72

NCAA Runner-Up

## ■ 1986

**Lexington, Kentucky • Rupp Arena**

March 28	Southern California	59-83
----------	---------------------	-------

NCAA Third Place

## ■ 1987

**Austin, Texas • Frank Erwin Center**

March 27	Long Beach State	74-64
March 29	Louisiana Tech	67-44

NCAA National Champions

## ■ 1988

**Tacoma, Washington • Tacoma Dome**

April 1	Louisiana Tech	59-68
---------	----------------	-------

NCAA Third Place

## ■ 1989

**Tacoma, Washington • Tacoma Dome**

March 31	Maryland	77-65
April 2	Auburn	76-60

NCAA National Champions

## ■ 1991

**New Orleans, Louisiana • Lakefront Arena**

March 30	Stanford	68-60
March 31	Virginia	70-67 OT

NCAA National Champions

## ■ 1995

**Minneapolis, Minnesota • Target Center**

April 1	Georgia	73-51
April 2	Connecticut	64-70

NCAA Runner-Up

## ■ 1996

**Charlotte, North Carolina • Charlotte Coliseum**

March 29	Connecticut	88-83 OT
March 31	Georgia	83-65

NCAA National Champions

## ■ 1997

**Cincinnati, Ohio • Riverfront Coliseum**

March 29	Notre Dame	80-66
March 30	Old Dominion	68-59

NCAA National Champions

## ■ 1998

**Kansas City, Missouri • Kemper Arena**

March 27	Arkansas	86-58
March 29	Louisiana Tech	93-75

NCAA National Champions

## ■ 2000

**Philadelphia, Pennsylvania • First Union Center**

March 31	Rutgers	64-54
April 2	Connecticut	52-71

NCAA Runner-Up

## ■ 2002

**San Antonio, Texas • Alamodome**

March 29	Connecticut	56-79
----------	-------------	-------

NCAA Third Place

## ■ 2003

**Atlanta, Georgia • Georgia Dome**

April 6	Duke	66-56
April 8	Connecticut	68-73

NCAA Runner-Up

## ■ 2004

**New Orleans, Louisiana • New Orleans Arena**

April 4	LSU	52-50
April 6	Connecticut	61-70

NCAA Runner-Up

## ■ 2005

**Indianapolis, Indiana • RCA Dome**

April 3	Michigan State	64-68
---------	----------------	-------

NCAA Third Place

## ■ 2007

**Cleveland, Ohio • Quicken Loans Arena**

April 1	North Carolina	56-50
April 3	Rutgers	59-46

NCAA National Champions

## ■ 2008

**Tampa, Florida • St. Pete Times Forum**

April 6	LSU	47-46
April 8	Stanford	64-48

NCAA National Champions

# ALL-TIME WOMEN'S FINAL FOUR RESULTS

## YEAR AIAW FINAL FOUR TEAMS

1972	Immaculata, West Chester, Indiana, Western Carolina
1973	Immaculata, Queens, Southern Connecticut, Indiana
1974	Immaculata, Mississippi College, So. Connecticut, William Penn
1975	Delta State, Immaculata, Cal State-Fullerton, So. Connecticut
1976	Delta State, Immaculata, Wayland Baptist, William Penn
1977	Delta State, Louisiana St., <b>TENNESSEE</b> , Immaculata
1978	UCLA, Maryland, Montclair State, Wayland Baptist
1979	Old Dominion, Louisiana Tech, <b>TENNESSEE</b> , UCLA
1980	Old Dominion, <b>TENNESSEE</b> , South Carolina, Southern California
1981	Louisiana Tech, <b>TENNESSEE</b> , Old Dominion, Southern California
1982	Rutgers, Texas, Villanova, Wayland Baptist

## CHAMPION

## SCORE

## RUNNER-UP

## SITE

Immaculata	52-48	West Chester	West Chester, Pa.
Immaculata	59-52	Queens	Flushing, N.Y.
Immaculata	68-53	Mississippi College	Manhattan, Kan.
Delta State	90-81	Immaculata	Harrisonburg, Va.
Delta State	69-64	Immaculata	University Park, Pa.
Delta State	68-55	Louisiana State	Minneapolis, Minn.
UCLA	90-74	Maryland	Los Angeles, Calif.
Old Dominion	75-65	Louisiana Tech	Greensboro, N.C.
Old Dominion	68-53	<b>TENNESSEE</b>	Mt. Pleasant, Mich.
Louisiana Tech	79-59	<b>TENNESSEE</b>	Eugene, Ore.
Rutgers	83-77	Texas	Philadelphia, Pa.

## YEAR NCAA FINAL FOUR TEAMS

1982	Louisiana Tech, Cheyney, <b>TENNESSEE</b> , Maryland
1983	Southern California, Louisiana Tech, Georgia, Old Dominion
1984	Southern California, <b>TENNESSEE</b> , Cheyney, Louisiana Tech
1985	Old Dominion, Georgia, Western Kentucky, Northeast Louisiana
1986	Texas, Southern California, <b>TENNESSEE</b> , Western Kentucky
1987	<b>TENNESSEE</b> , Louisiana Tech, Long Beach State, Texas
1988	Louisiana Tech, Auburn, <b>TENNESSEE</b> , Long Beach State
1989	<b>TENNESSEE</b> , Auburn, Maryland, Louisiana Tech
1990	Stanford, Auburn, Virginia, Louisiana Tech
1991	<b>TENNESSEE</b> , Virginia, Stanford, Connecticut
1992	Stanford, Western Kentucky, Southwest Missouri, Virginia
1993	Texas Tech, Ohio State, Iowa, Vanderbilt
1994	North Carolina, Louisiana Tech, Alabama, Purdue
1995	Connecticut, <b>TENNESSEE</b> , Georgia, Stanford
1996	<b>TENNESSEE</b> , Georgia, Connecticut, Stanford
1997	<b>TENNESSEE</b> , Old Dominion, Notre Dame, Stanford
1998	<b>TENNESSEE</b> , Louisiana Tech, Arkansas, North Carolina State
1999	Purdue, Duke, Georgia, Louisiana Tech
2000	Connecticut, <b>TENNESSEE</b> , Penn State, Rutgers
2001	Notre Dame, Purdue, Connecticut, Southwest Missouri State
2002	Connecticut, Oklahoma, Duke, <b>TENNESSEE</b>
2003	Connecticut, <b>TENNESSEE</b> , Duke, Texas
2004	Connecticut, <b>TENNESSEE</b> , LSU, Minnesota, Baylor
2005	Baylor, Michigan State, LSU, <b>TENNESSEE</b>
2006	Maryland, Duke, LSU, North Carolina
2007	<b>TENNESSEE</b> , Rutgers, North Carolina, LSU
2008	<b>TENNESSEE</b> , Stanford, LSU, Connecticut
2009	Connecticut, Louisville, Oklahoma, Stanford
2010	Connecticut, Baylor, Oklahoma, Stanford
2011	Texas A&M, Notre Dame, Stanford, Connecticut
2012	Baylor, Notre Dame, Stanford, Connecticut
2013	Connecticut, Louisville, California, Notre Dame

## CHAMPION

## SCORE

## RUNNER-UP

## SITE

Louisiana Tech	76-62	Cheyney	Norfolk, Va.
Southern California	69-67	Louisiana Tech	Norfolk, Va.
Southern California	72-61	<b>TENNESSEE</b>	Los Angeles, Calif.
Old Dominion	70-65	Georgia	Austin, Texas
Texas	97-81	Southern California	Lexington, Ky.
<b>TENNESSEE</b>	67-44	Louisiana Tech	Austin, Texas
Louisiana Tech	56-54	Auburn	Tacoma, Wash.
<b>TENNESSEE</b>	76-60	Auburn	Tacoma, Wash.
Stanford	88-81	Auburn	Knoxville, Tenn.
<b>TENNESSEE</b>	*70-67	Virginia	New Orleans, La.
Stanford	78-62	Western Kentucky	Los Angeles, Calif.
Texas Tech	84-82	Ohio State	Atlanta, Ga.
North Carolina	60-59	Louisiana Tech	Richmond, Va.
Connecticut	70-64	<b>TENNESSEE</b>	Minneapolis, Minn.
<b>TENNESSEE</b>	83-65	Georgia	Charlotte, N.C.
<b>TENNESSEE</b>	68-59	Old Dominion	Cincinnati, Ohio
<b>TENNESSEE</b>	93-75	Louisiana Tech	Kansas City, Mo.
Purdue	62-45	Duke	San Jose, Calif.
Connecticut	72-51	<b>TENNESSEE</b>	Philadelphia, Pa.
Notre Dame	68-66	Purdue	St. Louis, Mo.
Connecticut	82-70	Oklahoma	San Antonio, Texas
Connecticut	73-68	<b>TENNESSEE</b>	Atlanta, Ga.
Connecticut	70-61	<b>TENNESSEE</b>	New Orleans, La.
Baylor	84-62	Michigan State	Indianapolis, Ind.
Maryland	*78-75	Duke	Boston, Mass.
<b>TENNESSEE</b>	59-46	Rutgers	Cleveland, Ohio
<b>TENNESSEE</b>	64-48	Stanford	Tampa, Fla.
Connecticut	75-64	Louisville	St. Louis, Mo.
Connecticut	53-47	Stanford	San Antonio, Texas
Texas A&M	76-70	Notre Dame	Indianapolis, Ind.
Baylor	80-61	Notre Dame	Denver, Colo.
Connecticut	93-60	Louisville	New Orleans, La.

\*denotes overtime game

## SEEDING THROUGH THE YEARS

Year	Seed	Region	Result
1982	#2	Midwest	Final Four (3rd)
1983	#1	Midwest	lost in regional final
1984	#3	Midwest	Final Four (2nd)
1985	#3	Midwest	lost in regional semis
1986	#4	Midwest	Final Four (3rd)
1987	#2	Midwest	NCAA Champions
1988	#1	East	Final Four (3rd)
1989	#1	East	NCAA Champions
1990	#1	East	lost in regional final (OT)
1991	#1	Midwest	NCAA Champions
1992	#1	Midwest	lost in regional semis
1993	#1	Midwest	lost in regional final
1994	#1	Midwest	lost in regional semis
1995	#1	Midwest	Final Four (2nd)
1996	#1	East	NCAA Champions
1997	#3	Midwest	NCAA Champions
1998	#1	Midwest	NCAA Champions
1999	#1	East	lost in regional final
2000	#1	Midwest	Final Four (2nd)
2001	#1	Midwest	lost in regional semis
2002	#2	Midwest	Final Four (3rd)
2003	#1	Midwest	Final Four (2nd)
2004	#1	Midwest	Final Four (2nd)
2005	#1	Philadelphia	Final Four (3rd)
2006	#2	Cleveland	lost in regional final
2007	#1	Dayton	NCAA Champions
2008	#1	Oklahoma City	NCAA Champions
2009	#5	Berkeley	lost in first round
2010	#1	Memphis	lost in regional semis
2011	#1	Dayton	lost in regional final
2012	#2	Des Moines	lost in regional final
2013	#2	Oklahoma City	lost in regional final

## ALL-TIME NCAA TOURNAMENT NO. 1 SEEDS

Year	East	Midwest	Midwest	West
1982*	Old Dominion	So. California	Louisiana Tech	Long Beach St.
1983	Cheyney	<b>TENNESSEE</b>	Louisiana Tech	So. California
1984*	Old Dominion	Georgia	Louisiana Tech	So. California
1985	Old Dominion	Texas	Louisiana Tech	Long Beach St.
1986*	Virginia	Georgia	Texas	So. California
1987**	Texas	Auburn	Louisiana Tech	Long Beach St.
1988**	<b>TENNESSEE</b>	Auburn	Texas	Iowa
1989**	<b>TENNESSEE</b>	Auburn	Louisiana Tech	Maryland
1990	<b>TENNESSEE</b>	Washington	Louisiana Tech	Stanford
1991*	Penn State	Virginia	Georgia	Georgia
1992	Virgin	<b>TENNESSEE</b>	Iowa	Stanford
1993	Ohio State	<b>TENNESSEE</b>	Vanderbilt	Stanford
1994	Connecticut	<b>TENNESSEE</b>	Penn State	Purdue
1995*	Connecticut	<b>TENNESSEE</b>	Colorado	Vanderbilt
1996**	<b>TENNESSEE</b>	Connecticut	Louisiana Tech	Stanford
1997**	UNC	Old Dominion	Connecticut	Stanford
1998**	Old Dominion	<b>TENNESSEE</b>	Texas Tech	Stanford
1999	<b>TENNESSEE</b>	Connecticut	Purdue	Louisiana Tech
2000*	Connecticut	<b>TENNESSEE</b>	Louisiana Tech	Georgia
2001	Connecticut	<b>TENNESSEE</b>	Notre Dame	Duke
2002*	Duke	Connecticut	Vanderbilt	Oklahoma
2003*	Connecticut	<b>TENNESSEE</b>	Duke	LSU
2004*	Penn State	Duke	<b>TENNESSEE</b>	Texas
2005*	UNC	<b>TENNESSEE</b>	Michigan State	LSU
	<b>TEMPE</b>	<b>PHILADELPHIA</b>	<b>KANSAS CITY</b>	<b>CHATTANOOGA</b>
2006	Duke	North Carolina	LSU	Ohio State
	<b>BRIDGEPORT</b>	<b>CLEVELAND</b>	<b>SAN ANTONIO</b>	<b>ALBUQUERQUE</b>
2007**	Duke	<b>TENNESSEE</b>	North Carolina	Connecticut
	<b>GREENSBORO</b>	<b>DAYTON</b>	<b>DALLAS</b>	<b>FRESNO</b>
2008**	Connecticut	<b>TENNESSEE</b>	North Carolina	Stanford
	<b>GREENSBORO</b>	<b>OKLA. CITY</b>	<b>NEW ORLEANS</b>	<b>SPOKANE</b>
2009	Connecticut	Duke	Maryland	Oklahoma
	<b>TRENTON</b>	<b>BERKELEY</b>	<b>RALEIGH</b>	<b>OKLAHOMA CITY</b>
2010	Connecticut	<b>TENNESSEE</b>	Stanford	Nebraska
	<b>DAYTON</b>	<b>MEMPHIS</b>	<b>SACRAMENTO</b>	<b>KANSAS CITY</b>
2011	<b>TENNESSEE</b>	Connecticut	Stanford	Baylor
	<b>DAYTON</b>	<b>PHILADELPHIA</b>	<b>SPOKANE</b>	<b>DALLAS</b>
2012	Notre Dame	Connecticut	Stanford	Baylor
	<b>RALEIGH</b>	<b>KINGSTON</b>	<b>FRESNO</b>	<b>DES MOINES</b>
2013	Baylor	Stanford	Notre Dame	Connecticut
	<b>OKLA. CITY</b>	<b>SPOKANE</b>	<b>NORFOLK</b>	<b>BRIDGEPORT</b>

(Key: \*UT advanced to Final Four; \*\*UT NCAA Champions)

GENERAL

STAFF

PLAYERS

REVIEW

HISTORY

FACILITIES

NCAA

SEC

RECORDS

MEDIA INFO



# TENNESSEE NCAA TOURNAMENT STATISTICS

Year	Games	FG-FGA	PCT	3FG-FGA	PCT	FT-FTA	PCT	REB-AVG	PF	PTS-AVG	AS	TO	BK	ST
1982 - 4 games	UT	105-220	47.7	36.7	77.9	77.8	147-36.8	81	287-71.8	53	82	10	40	
	OPP	100-253	43.1	37.7	60-89	67.4	159-39.3	88	278-69.5	30	81	15	38	
	UT	166-253	47.4	39.1	137-312	44.1	246-54.1	63	309-70.7	83	93	25	78	
1983 - 3 games	UT	91-188	48.4	37.7	57-83	68.7	153-31.0	75	238.9	41	62	7	27	
	OPP	79-203	38.9	45.0	43-70	61.4	101-33.7	74	201-67.0	24	60	8	28	
	UT	170-291	43.6	41.4	100-113	88.5	254-47.3	49	239.9	65	122	15	55	
1984 - 5 games	UT	138-299	46.2	36.7	75-106	70.8	220-44.0	91	351-70.2	73	85	5	38	
	OPP	126-316	39.9	45.4	64-86	74.4	167-33.4	97	316-63.2	35	79	20	31	
	UT	264-415	43.0	41.1	139-292	47.6	281-55.1	94	667.1	108	164	25	69	
1985 - 2 games	UT	47-115	40.9	31-42	73.8	86-43.0	48	125-62.5	18	39	7	12		
	OPP	45-103	43.7	38-55	50.9	70-35.0	36	118-59.0	20	43	6	21		
	UT	92-218	42.3	39.7	101-112	90.9	156-35.0	84	243.5	38	103	13	33	
1986 - 4 games	UT	121-274	44.2	42-78	53.8	170-42.5	80	284-71.0	69	59	6	23		
	OPP	118-254	46.5	62-85	72.9	156-39.0	77	298-74.5	49	63	18	27		
	UT	239-328	45.4	49.7	132-313	42.2	286-59.0	107	582.5	118	183	33	70	
1987 - 5 games	UT	117-287	43.7	36.7	89-125	71.2	229-45.8	104	379-75.8	90	83	15	42	
	OPP	112-300	37.3	62-112	55.4	176-35.2	111	286-57.2	48	92	20	32		
	UT	229-387	40.5	49.0	151-337	44.8	305-60.4	115	665.0	138	215	35	74	
1988 - 4 games	UT	122-241	50.6	2-10	200	63-79	79.7	160-40.0	72	309-77.3	55	17	32	
	OPP	110-263	41.8	4-20	202	38-59	64.4	142-35.5	72	262-65.5	48	7	38	
	UT	232-304	46.2	6.0	202	63-79	79.7	160-40.0	72	309-77.3	55	17	32	
1989 - 5 games	UT	156-322	48.4	0-2	0.000	106-141	75.2	221-44.2	64	418-83.6	78	83	16	53
	OPP	132-317	41.6	10-40	250	39-55	70.9	156-31.2	116	313-62.6	53	104	8	36
	UT	288-439	45.0	11-40	270	78-196	39.8	312-63.8	127	732.2	127	211	44	
1990 - 3 games	UT	91-199	45.7	1-10	100	59-96	61.5	137-45.7	57	242-80.7	39	51	5	35
	OPP	76-170	44.7	11-29	379	46-67	68.7	109-36.7	72	209-69.7	52	68	12	22
	UT	167-269	45.2	12-35	343	84-154	54.5	124-44.8	92	336.5	57	90	17	39
1991 - 5 games	UT	114-286	39.9	14-40	350	58-89	65.2	175-35.0	112	300-60	47	84	21	36
	OPP	112-286	47.9	14-40	350	58-89	65.2	175-35.0	112	300-60	47	84	21	36
	UT	226-336	43.8	28-70	350	116-143	81.5	250-51.1	124	600.0	124	105	37	
1992 - 2 games	UT	60-134	44.8	10-31	323	37-55	67.3	87-43.5	47	167-83.5	27	33	0	22
	OPP	47-105	44.8	5-11	454	32-52	61.5	70-35.0	48	131-65.5	19	46	8	15
	UT	107-139	44.8	5-11	454	32-52	61.5	70-35.0	48	131-65.5	19	46	8	15
1993 - 3 games	UT	83-204	40.7	11-32	348	42-67	62.7	130-43.3	56	219-73.0	38	37	8	37
	OPP	72-157	45.9	7-13	538	41-56	73.2	10A5-35.0	59	192-64.0	33	54	11	13
	UT	155-261	43.3	8-33	348	42-67	62.7	130-43.3	56	219-73.0	38	37	8	37
1994 - 3 games	UT	87-182	47.8	10-29	344	73-103	70.8	137-45.6	49	257-85.6	47	44	7	39
	OPP	72-165	43.6	7-20	350	23-43	53.4	83-27.6	74	174-58.0	31	56	3	17
	UT	159-247	45.7	17-49	350	23-43	53.4	83-27.6	74	174-58.0	31	56	3	17
1995 - 6 games	UT	179-384	46.6	15-45	353	97-127	76.4	280-46.7	85	470-78.3	115	90	16	53
	OPP	159-371	47.5	24-69	275	51-81	63.0	203-33.3	115	548.0	62	98	20	47
	UT	338-455	47.0	24-69	275	51-81	63.0	203-33.3	115	548.0	62	98	20	47
1996 - 6 games	UT	198-418	47.4	16-40	400	97-144	67.4	281-46.8	85	509-84.8	101	76	14	63
	OPP	150-381	39.4	30-105	286	56-81	69.1	216-36.0	112	386-64.3	76	103	23	37
	UT	348-799	43.4	46-145	386	153-225	67.2	397-64.4	97	895.8	174	179	37	
1997 - 6 games	UT	179-352	50.9	23-50	460	100-144	69.4	232-38.7	91	481-80.2	76	111	16	65
	OPP	155-369	42.0	26-92	283	50-76	65.8	194-32.3	114	386-64.3	80	124	11	63
	UT	334-721	46.4	29-72	460	100-144	69.4	232-38.7	91	481-80.2	76	111	16	65
1998 - 6 games	UT	196-427	45.9	14-47	298	125-175	71.4	284-47.3	90	531-88.5	93	94	39	67
	OPP	145-392	37.0	27-81	333	66-95	69.5	234-39.0	136	383-63.8	64	144	17	51
	UT	341-819	41.4	31-98	333	66-95	69.5	234-39.0	136	383-63.8	64	144	17	51
1999 - 4 games	UT	134-284	47.2	12-38	316	53-85	62.4	166-41.5	61	333-83.3	51	49	15	51
	OPP	87-210	41.4	15-40	375	48-65	73.9	133-33.0	85	237-59.5	48	35	14	17
	UT	221-294	44.3	17-49	375	48-65	73.9	133-33.0	85	237-59.5	48	35	14	17
2000 - 6 games	UT	141-342	41.2	3-12	240	109-154	70.8	251-41.8	93	418-69.2	74	99	28	61
	OPP	129-344	37.5	18-75	240	47-79	59.5	204-34.0	133	323-53.8	76	121	20	47
	UT	270-786	40.7	21-77	240	47-79	59.5	204-34.0	133	323-53.8	76	121	20	47
2001 - 3 games	UT	84-200	43.2	16-46	348	53-67	79.1	146-48.7	53	237-79.0	47	45	13	22
	OPP	72-184	39.1	17-64	266	32-47	68.1	95-37.7	53	192-64.3	35	41	9	26
	UT	156-284	41.2	17-64	266	32-47	68.1	95-37.7	53	192-64.3	35	41	9	26
2002 - 5 games	UT	134-332	40.4	19-58	328	91-115	79.1	219-43.8	91	378-75.6	69	62	22	47
	OPP	114-288	39.6	28-91	308	61-89	68.5	180-36.0	91	317-63.4	64	83	31	28
	UT	248-420	40.0	28-91	308	61-89	68.5	180-36.0	91	317-63.4	64	83	31	28
2003 - 6 games	UT	171-361	47.4	32-86	372	95-128	74.2	267-44.5	73	469-78.2	86	77	25	50
	OPP	126-355	35.5	36-109	330	42-53	79.2	173-28.8	107	330-55.0	61	85	16	33
	UT	307-716	41.4	36-109	330	42-53	79.2	173-28.8	107	330-55.0	61	85	16	33
2004 - 6 games	UT	154-365	42.2	23-73	315	71-100	71.0	255-42.5	90	402-67.0	77	81	24	37
	OPP	134-357	37.5	27-84	321	67-94	71.3	206-34.3	91	362-60.3	63	74	21	50
	UT	288-722	40.0	27-84	321	67-94	71.3	206-34.3	91	362-60.3	63	74	21	50
2005 - 5 games	UT	131-310	42.3	24-60	400	81-116	69.8	226-45.2	84	367-73.4	63	81	27	56
	OPP	98-286	34.3	19-77	247	58-80	72.5	173-34.6	97	273-54.6	44	97	15	55
	UT	229-496	38.6	19-77	247	58-80	72.5	173-34.6	97	273-54.6	44	97	15	55
2006 - 4 games	UT	108-233	46.4	21-62	339	70-95	73.7	159-39.8	59	307-76.8	68	68	30	37
	OPP	95-240	39.6	19-55	345	42-53	79.2	131-32.8	81	251-62.8	56	65	13	36
	UT	203-373	43.0	19-55	345	42-53	79.2	131-32.8	81	251-62.8	56	65	13	36
2007 - 6 games	UT	154-353	43.6	27-81	333	87-121	71.9	242-40.3	84	422-70.3	83	78	31	57
	OPP	109-315	34.6	18-75	240	59-80	73.8	190-31.7	104	295-49.2	54	109	15	32
	UT	263-668	39.1	18-75	240	59-80	73.8	190-31.7	104	295-49.2	54	109	15	32
2008 - 6 games	UT	150-363	41.4	29-86	337	81-118	68.6	245-40.8	91	410-68.3	74	89	29	64
	OPP	120-323	37.2	17-65	262	53-90	58.9	206-34.3	108	310-51.7	57	119	15	45
	UT	270-686	39.3	17-65	262	53-90	58.9	206-34.3	108	310-51.7	57	119	15	45
2009 - 1 game	UT	23-66	34.8	2-19	111	7-11	63.6	44-44.0	16	55-55.0	15			

# TENNESSEE IN THE POSTSEASON

Date	Opponent	UT	Opp
<b>■ 1977 - AIAW Third in the Nation</b>			
<i>AIAW Region II Championships, Memphis, Tenn.</i>			
Mar. 10	Clemson	84	46
Mar. 11	Old Dominion	61	60
Mar. 12	Tennessee Tech	72	59
<i>AIAW Championships, Minneapolis, Minn.</i>			
Mar. 23	Michigan State	76	62
Mar. 24	Kansas State	81	69
Mar. 25	Delta State	58	62
Mar. 26	Immaculata	91	71
<b>■ 1978</b>			
<i>AIAW Region II Championships, Chapel Hill, N.C.</i>			
Mar. 9	North Carolina	92	66
Mar. 10	Kentucky	76	60
Mar. 11	North Carolina State	64	62
<i>AIAW South Satellite Tournament, Cleveland, Miss.</i>			
Mar. 17	Maryland	69	75
Mar. 18	Valdosta State	80	83
<b>■ 1979 - AIAW Third in the Nation</b>			
<i>AIAW Region II Championships, Knoxville, Tenn.</i>			
Mar. 8	Clemson	89	61
Mar. 9	South Carolina	76	64
Mar. 10	Old Dominion	72	74
<i>AIAW East Satellite Tournament, Bronx, N.Y.</i>			
Mar. 16	Rutgers	79	69
Mar. 17	Fordham	76	54
<i>AIAW Championships, Greensboro, N.C.</i>			
Mar. 23	Louisiana Tech	84	102
Mar. 25	UCLA	104	86
<b>■ 1980 - AIAW Runner-Up</b>			
<i>AIAW Region II Championships, Knoxville, Tenn., and Columbia, S.C.</i>			
Mar. 5	Clemson	95	79
Mar. 7	South Carolina	67	54
Mar. 8	Old Dominion	67	68
<i>AIAW South Satellite Tournament, Knoxville, Tenn.</i>			
Mar. 15	Kansas State	84	64
Mar. 18	Maryland	93	76
<i>AIAW Championships, Mount Pleasant, Mich.</i>			
Mar. 21	South Carolina	75	72
Mar. 23	Old Dominion	53	68
<b>■ 1981 - AIAW Runner-Up</b>			
<i>AIAW Region II Championships, Knoxville, Tenn., and Norfolk, Va.</i>			
Mar. 10	Virginia	81	54
Mar. 13	Kentucky	58	49
Mar. 14	Old Dominion	65	64
<i>AIAW National Playoffs, Knoxville, Tenn.</i>			
Mar. 21	Illinois State	78	63
Mar. 24	Maryland	79	67
<i>AIAW Championships, Eugene, Ore.</i>			
Mar. 27	Old Dominion	68	65
Mar. 29	Louisiana Tech	59	79
<b>■ 1982 - NCAA Third in the Nation</b>			
<i>NCAA First Round, Knoxville, Tenn.</i>			
Mar. 13	Jackson State	72	56
<i>NCAA Midwest Regional Championships, Knoxville, Tenn.</i>			
Mar. 19	Memphis State	78	63
Mar. 21	Southern California (OT)	91	90
<i>NCAA Final Four, Norfolk, Va.</i>			
Mar. 26	Louisiana Tech	46	69
<b>■ 1983</b>			
<i>NCAA First Round, Knoxville, Tenn.</i>			
Mar. 19	South Carolina State	86	51
<i>NCAA Midwest Regional Championships, South Bend, Ind.</i>			
Mar. 25	Mississippi (3 OT)	90	83
Mar. 27	Georgia	63	67
<b>■ 1984 - NCAA Runner-Up</b>			
<i>NCAA First Round, Knoxville, Tenn.</i>			
Mar. 17	Middle Tennessee State	70	52
<i>NCAA Midwest Regional Championships, Knoxville, Tenn.</i>			
Mar. 23	Alabama	65	58
Mar. 25	Georgia	73	61
<i>NCAA Final Four, Los Angeles, Calif.</i>			
Mar. 30	Cheyney	82	73
Apr. 1	Southern California	61	72

Date	Opponent	UT	Opp
<b>■ 1985</b>			
<i>NCAA First Round, Knoxville, Tenn.</i>			
Mar. 16	Virginia	65	55
<i>NCAA Midwest Regional Championships, Bowling Green, Ky.</i>			
Mar. 22	Mississippi	60	63
<b>■ 1986 - NCAA Third in the Nation</b>			
<i>NCAA First Round, Knoxville, Tenn.</i>			
Mar. 16	Iowa	73	68
<i>NCAA Midwest Regional Championships, Iowa City, Iowa</i>			
Mar. 20	Georgia	85	82
Mar. 22	Louisiana State	67	65
<i>NCAA Final Four, Lexington, Ky.</i>			
Mar. 28	Southern California	59	83
<b>■ 1987 - NCAA Champion</b>			
<i>NCAA First Round, Knoxville, Tenn.</i>			
Mar. 15	Tennessee Tech	95	59
<i>NCAA Midwest Regional Championships, Knoxville, Tenn.</i>			
Mar. 19	Virginia	66	58
Mar. 21	Auburn	77	61
<i>NCAA Final Four, Austin, Texas</i>			
Mar. 27	Long Beach State	74	64
Mar. 29	Louisiana Tech	67	44
<b>■ 1988 - NCAA Third in the Nation</b>			
<i>NCAA Second Round, Knoxville, Tenn.</i>			
Mar. 18	Wake Forest	94	66
<i>NCAA East Regional Championships, Norfolk, Va.</i>			
Mar. 24	James Madison	72	52
Mar. 26	Virginia	84	76
<i>NCAA Final Four, Tacoma, Wash.</i>			
Apr. 1	Louisiana Tech	59	68
<b>■ 1989 - NCAA Champion</b>			
<i>NCAA Second Round, Knoxville, Tenn.</i>			
Mar. 18	LaSalle	91	61
<i>NCAA East Regional Championships, Bowling Green, Ky.</i>			
Mar. 23	Virginia	80	47
Mar. 25	Long Beach State	94	80
<i>NCAA Final Four, Tacoma, Wash.</i>			
Mar. 31	Maryland	77	65
Apr. 2	Auburn	76	60
<b>■ 1990</b>			
<i>NCAA Second Round, Knoxville, Tenn.</i>			
Mar. 17	Old Dominion	87	68
<i>NCAA East Regional Championships, Norfolk, Va.</i>			
Mar. 22	Clemson	80	62
Mar. 24	Virginia (OT)	75	79
<b>■ 1991 - NCAA Champion</b>			
<i>NCAA Second Round, Knoxville, Tenn.</i>			
Mar. 17	SW Missouri State	55	47
<i>NCAA Midwest Regional Championships, Knoxville, Tenn.</i>			
Mar. 21	Western Kentucky	68	61
Mar. 23	Auburn	69	65
<i>NCAA Final Four, New Orleans, La.</i>			
Mar. 30	Stanford	68	60
Mar. 31	Virginia (OT)	70	67
<b>■ 1992</b>			
<i>NCAA Second Round, Knoxville, Tenn.</i>			
Mar. 21	Rutgers	97	56
<i>NCAA Midwest Regional Championships, West Lafayette, Ind.</i>			
Mar. 26	Western Kentucky	70	75
<b>■ 1993</b>			
<i>NCAA Second Round, Knoxville, Tenn.</i>			
Mar. 20	Northwestern	89	66
<i>NCAA Midwest Regional Championships, Iowa City, Iowa</i>			
Mar. 25	North Carolina	74	54
Mar. 27	Iowa	56	72
<b>■ 1994</b>			
<i>NCAA First Round, Knoxville, Tenn.</i>			
Mar. 16	North Carolina A&T	111	37
<i>NCAA Second Round, Knoxville, Tenn.</i>			
Mar. 19	Clemson	78	66

Date	Opponent	UT	Opp
<i>NCAA Midwest Regional Championships, Fayetteville, Ark.</i>			
Mar. 24	Louisiana Tech	68	71
<b>■ 1995 - NCAA Runner-Up</b>			
<i>NCAA First and Second Rounds, Knoxville, Tenn.</i>			
Mar. 16	Florida A&M	96	59
Mar. 18	Florida International	70	44
<i>NCAA Midwest Regional Championships, Knoxville, Tenn.</i>			
Mar. 23	Western Kentucky	87	65
Mar. 25	Texas Tech	80	59
<i>NCAA Final Four, Minneapolis, Minn.</i>			
Apr. 1	Georgia	73	51
Apr. 2	Connecticut	64	70
<b>■ 1996 - NCAA Champion</b>			
<i>NCAA First and Second Rounds, Knoxville, Tenn.</i>			
Mar. 16	Radford	97	56
Mar. 18	Ohio State	97	65
<i>NCAA East Regional Championships, Charlottesville, Va.</i>			
Mar. 23	Kansas	92	71
Mar. 25	Virginia	52	46
<i>NCAA Final Four, Charlotte, N.C.</i>			
Mar. 29	Connecticut (OT)	88	83
Mar. 31	Georgia	83	65
<b>■ 1997 - NCAA Champion</b>			
<i>NCAA First and Second Rounds, Knoxville, Tenn.</i>			
Mar. 15	Grambling State	91	54
Mar. 17	Oregon	76	59
<i>NCAA Midwest Regional Championships, Iowa City, Iowa</i>			
Mar. 22	Colorado	75	67
Mar. 24	Connecticut	91	81
<i>NCAA Final Four, Cincinnati, Ohio</i>			
Mar. 29	Notre Dame	80	66
Mar. 30	Old Dominion	68	59
<b>■ 1998 - NCAA Champion</b>			
<i>NCAA First and Second Rounds, Knoxville, Tenn.</i>			
Mar. 14	Liberty	102	58
Mar. 16	Western Kentucky	82	62
<i>NCAA Midwest Regional Championships, Nashville, Tenn.</i>			
Mar. 21	Rutgers	92	60
Mar. 23	North Carolina	76	70
<i>NCAA Final Four, Kansas City, Mo.</i>			
Mar. 27	Arkansas	86	58
Mar. 29	Louisiana Tech	93	75
<b>■ 1999</b>			
<i>NCAA First and Second Rounds, Knoxville, Tenn.</i>			
Mar. 13	Appalachian State	113	54
Mar. 15	Boston College	89	62
<i>NCAA East Regional Championships, Greensboro, N.C.</i>			
Mar. 20	Virginia Tech	68	52
Mar. 22	Duke	63	69
<b>■ 2000 - NCAA Runner-Up</b>			
<i>NCAA First and Second Rounds, Knoxville, Tenn.</i>			
Mar. 18	Furman	90	38
Mar. 20	Arizona	75	60
<i>NCAA Midwest Regional Championships, Memphis, Tenn.</i>			
Mar. 25	Virginia	77	56
Mar. 27	Texas Tech	57	44
<i>NCAA Final Four, Philadelphia, Pa.</i>			
Mar. 31	Rutgers	64	54
Apr. 2	Connecticut	52	71
<b>■ 2001</b>			
<i>NCAA First and Second Rounds, Knoxville, Tenn.</i>			
Mar. 16	Austin Peay	80	38
Mar. 18	St. Mary's (Calif.)	92	75
<i>NCAA Midwest Regional Championships, Birmingham, Ala.</i>			
Mar. 24	Xavier	65	80

GENERAL
STAFF
PLAYERS
REVIEW
HISTORY
FACILITIES
NCAA
SEC
RECORDS
MEDIA INFO



# TENNESSEE IN THE POSTSEASON

Date Opponent UT Opp

■ 2002 – NCAA Third in the Nation

*NCAA First and Second Rounds, Knoxville, Tenn.*  
 Mar. 15 Georgia State 98 68  
 Mar. 17 Notre Dame 89 50  
*NCAA Midwest Regional Championships, Ames, Iowa*  
 Mar. 23 Brigham Young 68 57  
 Mar. 25 Vanderbilt 68 63  
*NCAA Final Four, San Antonio, Texas*  
 Mar. 29 Connecticut 56 79

■ 2003 – NCAA Runner-Up

*NCAA First and Second Rounds, Knoxville, Tenn.*  
 Mar. 22 Alabama State 95 43  
 Mar. 24 Virginia 81 51  
*NCAA Midwest Regional Championships, Knoxville, Tenn.*  
 Mar. 29 Penn State 86 58  
 Mar. 31 Villanova 73 49  
*NCAA Final Four, Atlanta, Ga.*  
 Apr. 6 Duke 66 56  
 Apr. 8 Connecticut 68 73

■ 2004 – NCAA Runner-Up

*NCAA First and Second Rounds, Tallahassee, Fla.*  
 Mar. 20 Colgate 77 54  
 Mar. 22 DePaul 79 59  
*NCAA Midwest Regional Championships, Norman, Okla.*  
 Mar. 28 Baylor 71 69  
 Mar. 30 Stanford 62 60  
*NCAA Final Four, New Orleans, La.*  
 Apr. 4 LSU 52 50  
 Apr. 6 Connecticut 61 70

■ 2005 – NCAA Third in Nation

*NCAA First and Second Rounds, Knoxville, Tenn.*  
 Mar. 20 Western Carolina 94 43  
 Mar. 22 Purdue 75 54  
*NCAA Philadelphia East Regional Championships, Philadelphia, Pa.*  
 Mar. 27 Texas Tech 75 59  
 Mar. 29 Rutgers 59 49  
*NCAA Final Four, Indianapolis, Ind.*  
 Apr. 3 Michigan State 64 68

■ 2006

*NCAA First and Second Rounds, Norfolk, Va.*  
 Mar. 19 Army 102 54  
 Mar. 21 George Washington 66 53  
*NCAA Cleveland Regional Championships, Cleveland, Ohio*  
 Mar. 26 Rutgers 76 69  
 Mar. 28 North Carolina 63 75

■ 2007 – NCAA Champion

*NCAA First and Second Rounds, Pittsburgh, Pa.*  
 Mar. 18 Drake 76 37  
 Mar. 20 Pittsburgh 68 54  
*NCAA Dayton Regional Championships, Dayton, Ohio*  
 Mar. 25 Marist 65 46  
 Mar. 27 Mississippi 98 62  
*NCAA Final Four, Cleveland, Ohio*  
 Apr. 1 North Carolina 56 50  
 Apr. 3 Rutgers 59 46

■ 2008 – NCAA Champion

*NCAA First and Second Rounds, West Lafayette, Ind.*  
 Mar. 25 Oral Roberts 94 55  
 Mar. 25 Purdue 78 52  
*NCAA Oklahoma City Regional Championships, Oklahoma City, Okla.*  
 Mar. 30 Notre Dame 74 64  
 Apr. 1 Texas A&M 53 45

*NCAA Final Four, Tampa, Fla.*  
 Apr. 6 LSU 47 46  
 Apr. 8 Stanford 64 48

■ 2009  
*NCAA First Round, Bowling Green, Ky.*  
 Mar. 22 Ball State 55 71

Date Opponent UT Opp

■ 2010

*NCAA First and Second Rounds, Knoxville, Tenn.*  
 Mar. 20 Austin Peay 75 42  
 Mar. 22 Dayton 92 64  
*NCAA Memphis Regional Championships, Memphis, Tenn.*  
 Mar. 27 Baylor 62 77

■ 2011

*NCAA First and Second Rounds, Knoxville, Tenn.*  
 Mar. 19 Stetson 99 34  
 Mar. 21 Marquette 79 70  
*NCAA Dayton Regional Championships, Dayton, Ohio*  
 Mar. 26 Ohio State 85 75  
 Mar. 28 Notre Dame 59 73

■ 2012

*NCAA First and Second Rounds, Chicago, Ill.*  
 Mar. 17 UT-Martin 72 49  
 Mar. 20 DePaul 63 48  
*NCAA Des Moines Regional Championships, Des Moines, Iowa*  
 Mar. 24 Kansas 84 73  
 Mar. 27 Baylor 58 77

■ 2013

*NCAA First and Second Rounds, Knoxville, Tenn.*  
 Mar. 23 Oral Roberts 83 62  
 Mar. 25 Creighton 68 52  
*NCAA Oklahoma City Regional Championships, Oklahoma City, Okla.*  
 Mar. 31 Oklahoma 74 59  
 Apr. 2 Louisville 78 86

## UT RECORD VS. CONFERENCES

Of the Lady Vols' 139 games in the NCAA Tournament since 1982, Tennessee has faced 27 different conferences. Almost half of UT's total number of games have come against teams from the Southeastern Conference (15-2), the Atlantic Coast Conference (16-3) and the Big East (15-7). The breakdown:

Atlantic Coast (16-3)	Pac 10 (6-2)
Atlantic Sun (2-0)	Patriot (2-0)
Atlantic 10 (6-1)	Southeastern (15-2)
Big Ten (7-2)	Southern (3-0)
Big 12 (9-2)	Southland (1-0)
Big East (15-7)	Southwestern Athletic (3-0)
Big South (2-0)	Summit League (1-0)
Colonial (2-0)	Sun Belt (5-4)
Conference USA (2-0)	Trans-American (1-0)
Metro-Atlantic (1-0)	West Coast (1-0)
Mid-American (0-1)	Western Collegiate (2-0)
Mid-Eastern Athletic (3-0)	Independent (1-0)
Missouri Valley (3-0)	
Mountain West (1-0)	
Ohio Valley (5-0)	

### UT RECORDS IN THE NCAA TOURNAMENT

**All Games (139):** 115-24  
**1st Rd. (26):** 25-1 (H: 20-0, A: 0-0, N: 5-1)  
**2nd Rd. (25):** 25-0 (H: 20-0, A: 3-0, N: 2-0)  
**Sweet 16 (31):** 26-5 (H: 6-0, A: 20-5, N: 0-0)  
**Elite 8 (26):** 18-8 (H: 6-0, A: 11-7, N: 1-1)  
**Final Four (18):** 21-10  
**Final Four Semifinals (18):** 13-5  
**Final Four Championship (13):** 8-5

## UT RECORD VS. OPPONENTS

Tennessee has played 78 different opponents in 139 NCAA playoff games since 1982 and sports a 115-24 record. The Lady Vols have compiled the following records against the opposition:

Alabama (1-0), Alabama State (1-0), Appalachian St. (1-0), Arizona (1-0), Arkansas (1-0), Army (1-0), Auburn (3-0), Austin Peay (2-0), Ball State (0-1), Baylor (1-2), Boston College (1-0), Brigham Young (1-0), Cheyney (1-0), Clemson (2-0), Colgate (1-0), Colorado (1-0), Connecticut (2-5), Creighton (1-0), Dayton (1-0), DePaul (2-0), Drake (1-0), Duke (1-1), Fla. A&M (1-0), Fla. Intl. (1-0), Furman (1-0), George Washington (1-0), Georgia (4-1), Georgia State (1-0), Grambling (1-0), Iowa (1-1), Jackson State (1-0), James Madison (1-0), Kansas (2-0), LaSalle (1-0), Liberty (1-0), Long Beach (2-0), Louisiana State (3-0), Louisiana Tech (2-3), Louisville (0-1), Marist (1-0), Marquette (1-0), Maryland (1-0), Memphis (1-0), Michigan State (0-1), Middle Tennessee (1-0), Mississippi (2-1), North Carolina (3-1), North Carolina A&T (1-0), Northwestern (1-0), Notre Dame (3-1), Ohio State (2-0), Oklahoma (1-0), Old Dominion (2-0), Oral Roberts (2-0), Oregon (1-0), Penn State (1-0), Pittsburgh (1-0), Purdue (2-0), Radford (1-0), Rutgers (6-0), South Carolina State (1-0), Southern California (1-2), Southwest Missouri (1-0), Stanford (3-0), Stetson (1-0), St. Mary's (CA) (1-0), Tennessee-Martin (1-0), Tennessee Tech (1-0), Texas A&M (1-0), Texas Tech (3-0), Vanderbilt (1-0), Villanova (1-0), Virginia (8-1), Virginia Tech (1-0), Wake Forest (1-0), Western Carolina (1-0), Western Kentucky (3-1) and Xavier (0-1).

### TOP FIVE COACHES BY NCAA FINAL FOUR APPEARANCES

RK. COACH	SCHOOL	APP	W-L	AT FINAL FOUR
1. PAT HEAD SUMMITT	TENNESSEE	18	21-10	Eight titles (1987, '89, '91, '96, '97, '98, '07, '08)
2. Geno Auriemma	Connecticut	14	16-5	Eight titles (1995, '00, '02, '03, '04, '09, '10, '13)
3. Tara VanDerveer	Stanford	10	6-8	Two titles (1990, '92)
4. Leon Barmore	Louisiana Tech	9	6-8	One title (1988)
5. Andy Landers	Georgia	5	2-5	No titles

### TOP FIVE TEAMS IN THE NCAA TOURNAMENT BY TOTAL GAMES PLAYED

RK. SCHOOL	GAMES	W-L	YEARS	1st	2nd	3rd
1. TENNESSEE	139	115-24	32	8	5	5
2. Connecticut	108	91-17	25	8	0	5
4. Stanford	96	71-25	27	2	2	7
3. Louisiana Tech	90	65-25	27	2	4	4
5. Georgia	85	55-30	30	0	2	3



# NCAA TOURNAMENT HONORS

## FINAL FOUR MVP

- 2008 - Candace Parker
- 2007 - Candace Parker
- 1998 - Chamique Holdsclaw
- 1997 - Chamique Holdsclaw
- 1996 - Michelle Marciniak
- 1989 - Bridgette Gordon
- 1987 - Tonya Edwards

## FINAL FOUR ALL-TOURNAMENT

- 2008 - Candace Parker, Nicky Anosike, Shannon Bobbitt
- 2007 - Candace Parker, Nicky Anosike, Shannon Bobbitt
- 2004 - Shanna Zolman
- 2003 - Gwen Jackson, Kara Lawson
- 2000 - Tamika Catchings
- 1998 - Chamique Holdsclaw, Tamika Catchings, Kellie Jolly
- 1997 - Chamique Holdsclaw, Kellie Jolly
- 1996 - Michelle Marciniak, Chamique Holdsclaw, Tiffany Johnson
- 1995 - Nikki McCray
- 1991 - Dena Head, Daedra Charles
- 1989 - Bridgette Gordon, Sheila Frost
- 1987 - Tonya Edwards, Bridgette Gordon
- 1984 - Mary Ostrowski

## EAST REGIONAL MVP

- 1996 - Latina Davis
- 1989 - Bridgette Gordon
- 1988 - Dawn Marsh

## EAST REGIONAL ALL-TOURNAMENT

- 1999 - Chamique Holdsclaw, Tamika Catchings
- 1996 - Latina Davis, Michelle Marciniak, Chamique Holdsclaw
- 1990 - Daedra Charles, Dena Head
- 1989 - Bridgette Gordon, Sheila Frost
- 1988 - Dawn Marsh, Bridgette Gordon

## MIDEAST REGIONAL MVP

- 2003 - Gwen Jackson
- 2000 - Tamika Catchings
- 1998 - Chamique Holdsclaw
- 1995 - Nikki McCray
- 1991 - Kelli Casteel
- 1987 - Bridgette Gordon
- 1986 - Shelley Sexton
- 1984 - Mary Ostrowski
- 1982 - Shelia Collins

## MIDEAST REGIONAL ALL-TOURNAMENT

- 2003 - Shyra Ely, Gwen Jackson, Kara Lawson
- 2000 - Tamika Catchings, Semeka Randall
- 1998 - Chamique Holdsclaw, Semeka Randall
- 1995 - Nikki McCray, Dana Johnson, Michelle Marciniak
- 1994 - Nikki McCray
- 1993 - Tiffany Woosley, Lisa Harrison
- 1991 - Kelli Casteel, Daedra Charles, Jody Adams
- 1987 - Bridgette Gordon, Sheila Frost
- 1986 - Shelley Sexton, Sheila Frost
- 1985 - Shelia Collins
- 1984 - Mary Ostrowski, Tanya Haave
- 1983 - Tanya Haave
- 1982 - Shelia Collins

## MIDWEST REGIONAL MVP

- 1997 - Chamique Holdsclaw

## MIDWEST REGIONAL ALL-TOURNAMENT

- 2004 - Tasha Butts, Shyra Ely, LaToya Davis
- 2002 - Shyra Ely, Gwen Jackson
- 1997 - Chamique Holdsclaw, Kellie Jolly, Pashen Thompson

## PHILADELPHIA REGIONAL ALL-TOURNAMENT

- 2005 - Shyra Ely, Shanna Zolman

## CLEVELAND REGIONAL ALL-TOURNAMENT

- 2006 - Candace Parker, Shanna Zolman

## DAYTON REGIONAL MVP

- 2007 - Candace Parker

## DAYTON REGIONAL ALL-TOURNAMENT

- 2007 - Candace Parker, Shannon Bobbitt
- 2011 - Shekina Stricklen

## OKLAHOMA CITY REGIONAL MVP

- 2008 - Candace Parker

## OKLAHOMA CITY REGIONAL ALL-TOURNAMENT

- 2008 - Candace Parker, Alexis Hornbuckle
- 2013 - Taber Spani, Kamiko Williams

## DES MOINES REGIONAL ALL-TOURNAMENT

- 2012 - Glory Johnson, Shekina Stricklen

## THE FEW. THE PROUD. THE NCAA CHAMPIONS.

The few. The proud. The NCAA Champions. During Pat Head Summitt's tenure as head coach (1974-2012), only 161 women were selected to wear the Orange and White of the University of Tennessee Lady Volunteers.

Fifty-eight players of 161 (through the 2011-12 season) have earned the distinction of being an "NCAA Champion" during their playing days at the University of Tennessee. That's practically 40 percent! And that is truly remarkable. Additionally, forty percent of the 58 players have brought home two or more titles.

A total of 12 coaches have helped to bring the eight titles to the Knoxville campus. The common denominator of the eight championships with coach Summitt was (then) associate head coach Holly Warlick. In her first tenure with the Lady Vols, Mickie DeMoss claimed six rings (1987, 1989, 1991, 1996, 1997 and 1998). Former assistants Al Brown (1996, 1997 and 1998) and Nikki Caldwell (2007, 2008) are the only former aides with numerous titles. Current assistant Dean Lockwood picked up his first national titles as a Lady Vol coach in 2007 and 2008. Seven graduate assistant coaches have had the opportunity to experience one title each.

Player	Year(s)	Player	Year(s)
Jody Adams	1991	Chamique Holdsclaw	1996, 97, 98
Nicky Anosike	2007, 08	Alexis Hornbuckle	2007, 08
Alberta Auguste	2007, 08	Karla Horton	1987
Vicki Baugh	2008	Marlene Jeter	1991
Angie Bjorklund	2008	Tiffany Johnson	1996, 97
Shannon Bobbitt	2007, 08	Kellie Jolly	1996, 97, 98
Niya Butts	1997, 98	Brynae Laxton	1996, 97, 98
Kelley Cain	2008	Cheryl Littlejohn	1987
Nikki Caldwell	1991	Michelle Marciniak	1996
Tamara Carver	1991	Dawn Marsh	1987
Kelli Casteel	1989, 91	Melissa McCray	1987, 89
Tamika Catchings	1998	Carla McGhee	1987, 89
Daedra Charles	1989, 91	Cait McMahan	2007, 08
Regina Clark	1989, 91	Laurie Milligan	1996, 97, 98
Kristen "Ace" Clement	1998	Sabrina Mott	1987
Abby Conklin	1996, 97	Candace Parker	2007, 08
Elizabeth Curry	2007	Semeka Randall	1998
Latina Davis	1996	Dominique Redding	2007
Tonya Edwards	1987, 89	Debbie Scott	1989
Kyra Elzy	1997, 98	Shelley Sexton	1987
Peggy Evans	1991	Sydney Smallbone	2008
Sheila Frost	1987, 89	Kim Smallwood	1996
Alex Fuller	2007, 08	Sidney Spencer	2007
Teresa Geter	1998	Kathy Spinks	1987
Bridgette Gordon	1987, 89	LaShonda Stephens	1997, 98
Misty Greene	1996, 97, 98	Pashen Thompson	1996, 97
Lisa Harrison	1991	Gay Townson	1987
Debbie Hawhee	1989, 91	Jennifer Tuggle	1987
Dena Head	1989, 91	Lisa Webb	1987

Staff	Position	Year(s)
Al Brown	Asst. Coach	1996, 97, 98
Nikki Caldwell	Asst. Coach	2007, 08
Elizabeth Curry	Grad Asst. Coach	2008
Mickie DeMoss	Assoc. Head Coach	1987, 89, 91, 96, 97, 98
Angela Lawson	Grad Asst. Coach	1991
Dean Lockwood	Asst. Coach	2007, 08
Dawn Marsh	Grad Asst. Coach	1989
Shelley Sexton	Grad Asst. Coach	1989
Pat Summitt	Head Coach	1987, 89, 91, 96, 97, 98, 07, 08
Pam Tanner	Grad Asst. Coach	1991
Heidi VanDerveer	Grad Asst. Coach	1987
Holly Warlick	Asst. Coach	1987, 89, 91, 96, 97, 98
	Assoc. Head Coach	2007, 08
Lisa Webb	Grad Asst. Coach	1989

GENERAL

STAFF

PLAYERS

REVIEW

HISTORY

FACILITIES

NCAA

SEC

RECORDS

MEDIA INFO



## NCAA STATS /// MISCELLANEOUS NCAA ACCOMPLISHMENTS

- Tennessee has played in the most NCAA Tournament games (139)
- Tennessee has recorded the most NCAA Tournament wins (115)
- Tennessee has the second best winning percentage in NCAA Tournament games (.827)
- Tennessee is the only team to appear in all 32 NCAA Tournaments
- Tennessee's 18 Final Four appearances rank it first among all programs.
- UT's Chamique Holdsclaw is the NCAA's all-time leading tournament scorer (1996-99). She played in 22 tournament games and scored 479 points (21.8 ppg). Candace Parker finished her career ranked ninth on the all-time scoring list, with 332 points (20.8) in just 16 NCAA games and still stands 10th
- Six Lady Vols have been the tournament's leading scorer on eight occasions -- Mary Ostrowski (1984), Bridgette Gordon (1987, 1989), Dana Johnson (1995), Chamique Holdsclaw (1997, 1998), Tamika Catchings (2000) and Candace Parker (2007).
- Seven Lady Vols have been the tournament's leading rebounder on seven occasions -- Mary Ostrowski (1984), Sheila Frost (1987), Daedra Charles (1991), Chamique Holdsclaw (1998), Tamika Catchings (2000), Gwen Jackson (2003) and Candace Parker (2007).
- Chamique Holdsclaw is third (198-9.0), Nicky Anosike is 10th (164-7.9) and Sheila Frost ranks 11th (162-9.0 rpg), while Tamika Catchings and Bridgette Gordon (142-7.9/142-7.9) were previously among the tournament's all-time rebounding leaders.
- Bridgette Gordon ranks second for the most free throws made in a tournament game (17-20) in the 1989 East Regional finals versus Long Beach State.
- Alexis Hornbuckle finished her career tied for second for most steals in NCAA Tournament games (56).
- Candace Parker (40) and Nicky Anosike (37) finished in sixth and tied tenth, respectively in NCAA Tournament games for career blocks.
- The Lady Vols recorded the largest victory margin (74 points) in the NCAA Tournament with a 111-37 victory over N.C. A&T in 1994.
- In the 1997 tournament, Kellie Jolly tied the record for the most assists in the Final Four (20) with Texas' Kamie Ethridge in 1986 and established the mark for most assists in the title game (11).
- Abby Conklin in 1996 and Kellie Jolly in 1998 each recorded the NCAA's highest three-point field goal percentage in a title game by hitting 4-of-5 shots from behind the arc for 80 percent.
- A total of 95 Lady Vol team members have participated/played in the Final Four, which ranks first among all schools.
- Tennessee's 28-point victory over Arkansas in 1998 is the largest ever in a Final Four semifinal game.

## YEAR-BY-YEAR /// LADY VOL 37-YEAR RECORD

YEAR	AP RANKING	TEAMS PLAYED IN TOURNAMENT (AP RANKING)	RECORD	FINISH
1977	5th (28-5)	#2 Immaculata, #1 Delta St., #20 Kansas State, #17 Mich. St.	3-1	3rd AIAW
1978	1st (27-4)	#8 Valdosta St., #6 Maryland	0-2	4th SER
1979	3rd (30-9)	#6 UCLA, #2 La. Tech, #19 Fordham, #7 Rutgers	3-1	3rd AIAW
1980	2nd (33-5)	#1 ODU, #4 So. Carolina, #6 Maryland, #13 Kansas State	3-1	2nd AIAW
1981	2nd (25-6)	#1 La. Tech, #3 ODU, #8 Maryland, #15 Ill. St.	3-1	2nd AIAW
1982	4th (22-10)	#1 La. Tech, #6 So. Cal, #17 Memphis St., Jackson St.	3-1	3rd NCAA
1983	10th (25-8)	#8 Georgia, #13 Ole Miss, South Carolina St.	2-1	2nd NCAA
1984	15th (23-10)	#5 So. Cal, #9 Cheyney, #3 Georgia, #12 Ala., MTSU	4-1	2nd NCAA
1985	13th (22-10)	#6 Ole Miss, UVA	1-1	3rd MER
1986	15th (24-10)	#3 So. Cal, #9 LSU, #2 Georgia, #14 Iowa	3-1	3rd NCAA
1987	7th (28-6)	#3 La. Tech, #4 Long Beach St., #2 Auburn, #11 UVA, Tenn. Tech	5-0	NCAA Champs
1988	1st (31-3)	#5 La. Tech, #10 UVA, #14 James Madison, Wake Forest	3-1	3rd NCAA
1989	1st (35-2)	#2 Auburn, #5 Maryland, #7 Long Beach St., UVA, #18 LaSalle	5-0	NCAA Champs
1990	4th (27-6)	#12 UVA, NR Clemson, ODU	2-1	2nd ER
1991	4th (30-5)	#2 UVA, #11 Stanford, #6 Auburn, #10 W. Ky., S.W. Mo. St.	5-0	NCAA Champs
1992	2nd (28-3)	#15 Western Kentucky, Rutgers	1-1	3rd MER
1993	2nd (28-3)	#4 Iowa, #18 UNC, Northwestern	2-1	2nd MER
1994	1st (30-2)	#6 La. Tech, North Carolina A&T, Clemson	2-1	3rd MER
1995	3rd (32-4)	#1 UConn, #12 Ga., #5 Texas Tech, #8 W. Ky., Fla. Int., Fla. A&M	5-1	2nd NCAA
1996	1st (34-2)	#5 Ga., #2 UConn, #11 UVA, #20 Kansas, Ohio St., Radford	6-0	NCAA Champs
1997	10th (29-10)	#2 ODU, #15 N. Dame, #1 UConn, #18 Colo., Ore., Grambling	6-0	NCAA Champs
1998	1st (39-0)	#4 La. Tech, Ark., #7 UNC, Rutgers, #15 W. Ky., Liberty	6-0	NCAA Champs
1999	2nd (31-3)	#10 Duke, #13 Virginia Tech, Boston College, Appalachian St.	3-1	2nd ER
2000	2nd (33-4)	#1 UConn, #8 Rutgers, #11 Texas Tech, #19 UVA, #21 Ariz., Furman	5-1	2nd NCAA
2001	3rd (31-3)	#12 Xavier, St. Mary's College, Austin Peay	2-1	3rd MER
2002	6th (29-5)	#1 UConn, #4 Vandy, Brigham Young, Notre Dame, Georgia State	4-1	3rd NCAA
2003	4th (33-5)	#1 UConn, #2 Duke, #11 Villanova, #15 Penn State, UVA, Alabama St.	5-1	2nd NCAA
2004	2nd (31-4)	#6 UConn, #19 LSU, #10 Stanford, #15 Baylor, #25 DePaul, Colgate	5-1	2nd NCAA
2005	3rd (30-5)	#7 Michigan State, #9 Rutgers, #14 Texas Tech, Purdue, W. Carolina	4-1	3rd NCAA
2006	6th (31-5)	#1 North Carolina, #9 Rutgers, George Washington, Army	3-1	2nd CR
2007	3rd (34-3)	#15 Rutgers, #2 North Carolina, Mississippi, Marist, Pittsburgh, Drake	6-0	NCAA Champs
2008	3rd (36-2)	#4 Stanford, #6 LSU, #8 Texas A&M, #15 Notre Dame, Purdue, Oral Roberts	6-0	NCAA Champs
2009	18th (22-11)	Ball State	0-1	First Round
2010	3rd (32-3)	#14 Baylor, Dayton, Austin Peay	2-1	3rd MR
2011	4th (34-3)	#10 Notre Dame, #18 Ohio State, #25 Marquette, Stetson	3-1	2nd DR
2012	9th (27-9)	#1 Baylor, Kansas, DePaul, UT-Martin	3-1	2nd DMR
2013	10th (27-8)	#16/17 Louisville, Oklahoma, Creighton, Oral Roberts	3-1	2nd OKCR

# RETURNEES IN THE NCAA TOURNAMENT

## ■ CIERRA BURDICK'S CAREER NCAA TOURNAMENT STATS

Opponent	GP	GS	Min	FG FGA	Pct	3FG FGA	Pct	FT FTA	Pct	Off	Def	Tot	Avg	PF-FO	A	TO	Blk	Stl	Pts	Avg
UT-Martini	1	0	15	0 3	.000	0 0	.000	0 0	.000	0	2	2	2.0	1-0	0	0	1	0	0	0.0
DePaul	1	0	8	1 4	.250	0 0	.000	0 0	.000	2	2	4	3.0	1-0	0	1	2	0	2	1.0
Kansas	1	0	5	0 2	.000	0 0	.000	0 0	.000	2	2	4	2.7	2-0	0	0	0	1	0	0.7
Baylor	1	0	3	0 1	.000	0 0	.000	0 0	.000	0	1	1	2.3	0-0	0	0	0	0	0	0.5
<b>2012</b>	<b>4</b>	<b>0</b>	<b>31</b>	<b>1 10</b>	<b>.100</b>	<b>0 0</b>	<b>.000</b>	<b>0 0</b>	<b>.000</b>	<b>4</b>	<b>5</b>	<b>9</b>	<b>2.3</b>	<b>4-0</b>	<b>0</b>	<b>1</b>	<b>3</b>	<b>1</b>	<b>2</b>	<b>0.5</b>
Oral Roberts	1	0	19	5 8	.625	1 1	1.000	2 2	1.000	4	4	8	8.0	4-0	1	2	1	1	13	13.0
Creighton	1	0	18	1 3	.333	0 1	.000	2 3	.667	2	2	4	6.0	2-0	2	3	0	2	4	8.5
Oklahoma	1	0	23	4 7	.571	0 1	.000	5 6	.833	2	4	6	6.0	2-0	1	0	0	2	13	10.0
Louisville	1	0	16	3 4	.750	0 0	.000	0 0	.000	1	2	3	5.0	3-0	0	0	0	0	6	9.0
<b>2013</b>	<b>4</b>	<b>0</b>	<b>76</b>	<b>13 22</b>	<b>.591</b>	<b>1 3</b>	<b>.333</b>	<b>9 11</b>	<b>.818</b>	<b>9</b>	<b>11</b>	<b>20</b>	<b>5.0</b>	<b>11-0</b>	<b>4</b>	<b>5</b>	<b>1</b>	<b>5</b>	<b>36</b>	<b>9.0</b>
<b>Career</b>	<b>8</b>	<b>0</b>	<b>107</b>	<b>14 32</b>	<b>.438</b>	<b>1 3</b>	<b>.333</b>	<b>9 11</b>	<b>.818</b>	<b>13</b>	<b>16</b>	<b>29</b>	<b>3.6</b>	<b>15-0</b>	<b>4</b>	<b>6</b>	<b>4</b>	<b>6</b>	<b>38</b>	<b>4.8</b>

## ■ BASHAARA GRAVES' CAREER NCAA TOURNAMENT STATS

Opponent	GP	GS	Min	FG FGA	Pct	3FG FGA	Pct	FT FTA	Pct	Off	Def	Tot	Avg	PF-FO	A	TO	Blk	Stl	Pts	Avg
Oral Roberts	1	1	26	3 5	.600	0 0	.000	5 8	.625	3	4	7	7.0	1-0	3	1	0	2	11	11.0
Creighton	1	1	25	2 3	.667	0 0	.000	0 0	.000	1	2	3	5.0	1-0	2	0	0	0	4	7.5
Oklahoma	1	1	18	3 4	.750	0 0	.000	0 0	.000	1	3	4	4.7	1-0	0	2	1	3	6	7.0
Louisville	1	1	28	3 5	.600	0 0	.000	5 10	.500	5	5	10	6.0	1-0	3	2	1	3	11	8.0
<b>2013</b>	<b>4</b>	<b>4</b>	<b>97</b>	<b>11 17</b>	<b>.647</b>	<b>0 0</b>	<b>.000</b>	<b>10 18</b>	<b>.556</b>	<b>10</b>	<b>14</b>	<b>24</b>	<b>6.0</b>	<b>4-0</b>	<b>8</b>	<b>5</b>	<b>2</b>	<b>8</b>	<b>32</b>	<b>8.0</b>
<b>Career</b>	<b>4</b>	<b>4</b>	<b>97</b>	<b>11 17</b>	<b>.647</b>	<b>0 0</b>	<b>.000</b>	<b>10 18</b>	<b>.556</b>	<b>10</b>	<b>14</b>	<b>24</b>	<b>6.0</b>	<b>4-0</b>	<b>8</b>	<b>5</b>	<b>2</b>	<b>8</b>	<b>32</b>	<b>8.0</b>

## ■ ISABELLE HARRISON'S CAREER NCAA TOURNAMENT STATS

Opponent	GP	GS	Min	FG FGA	Pct	3FG FGA	Pct	FT FTA	Pct	Off	Def	Tot	Avg	PF-FO	A	TO	Blk	Stl	Pts	Avg
UT-Martini	1	0	11	1 2	.500	0 0	.000	1 4	.250	1	3	4	4.0	1-0	0	0	1	1	3	3.0
Baylor	1	0	6	1 3	.333	0 0	.000	0 0	.000	1	1	2	3.0	5-1	0	0	0	0	2	2.5
<b>2012</b>	<b>2</b>	<b>0</b>	<b>17</b>	<b>2 5</b>	<b>.400</b>	<b>0 0</b>	<b>.000</b>	<b>1 4</b>	<b>.250</b>	<b>2</b>	<b>4</b>	<b>6</b>	<b>3.0</b>	<b>6-1</b>	<b>0</b>	<b>0</b>	<b>1</b>	<b>1</b>	<b>5</b>	<b>2.5</b>
Oral Roberts	1	0	13	3 5	.600	0 0	.000	1 1	1.000	1	4	5	5.0	1-0	1	3	3	0	7	7.0
Creighton	1	0	17	2 5	.400	0 0	.000	4 4	1.000	3	2	5	5.0	3-0	0	1	3	0	8	7.5
Oklahoma	1	0	19	5 7	.714	0 0	.000	2 6	.333	2	6	8	6.0	1-0	1	4	3	1	12	9.0
Louisville	1	0	29	4 8	.500	0 0	.000	3 4	.750	1	5	6	6.0	1-0	0	1	1	0	11	9.5
<b>2013</b>	<b>4</b>	<b>0</b>	<b>78</b>	<b>14 25</b>	<b>.560</b>	<b>0 0</b>	<b>.000</b>	<b>10 15</b>	<b>.667</b>	<b>7</b>	<b>17</b>	<b>24</b>	<b>6.0</b>	<b>6-0</b>	<b>2</b>	<b>9</b>	<b>10</b>	<b>1</b>	<b>38</b>	<b>9.5</b>
<b>Career</b>	<b>6</b>	<b>0</b>	<b>95</b>	<b>16 30</b>	<b>.533</b>	<b>0 0</b>	<b>.000</b>	<b>11 19</b>	<b>.579</b>	<b>9</b>	<b>21</b>	<b>30</b>	<b>5.0</b>	<b>12-1</b>	<b>2</b>	<b>9</b>	<b>11</b>	<b>2</b>	<b>43</b>	<b>7.2</b>

## ■ JASMINE JONES' CAREER NCAA TOURNAMENT STATS

Opponent	GP	GS	Min	FG FGA	Pct	3FG FGA	Pct	FT FTA	Pct	Off	Def	Tot	Avg	PF-FO	A	TO	Blk	Stl	Pts	Avg
Oral Roberts	1	0	20	2 3	.667	0 0	.000	3 4	.750	2	2	4	4.0	4-0	0	2	0	1	7	7.0
Creighton	1	0	17	3 7	.429	0 0	.000	0 0	.000	1	2	3	3.5	1-0	1	0	0	2	6	6.5
Oklahoma	1	0	18	3 6	.500	0 0	.000	0 1	.000	2	3	5	4.0	2-0	0	1	0	1	6	6.3
Louisville	1	0	17	2 3	.667	0 0	.000	1 2	.500	2	2	4	4.0	3-0	1	4	0	0	5	6.0
<b>2013</b>	<b>1</b>	<b>0</b>	<b>72</b>	<b>10 19</b>	<b>.526</b>	<b>0 0</b>	<b>.000</b>	<b>4 7</b>	<b>.571</b>	<b>7</b>	<b>9</b>	<b>16</b>	<b>4.0</b>	<b>10-0</b>	<b>2</b>	<b>7</b>	<b>0</b>	<b>4</b>	<b>24</b>	<b>6.0</b>
<b>Career</b>	<b>1</b>	<b>0</b>	<b>72</b>	<b>10 19</b>	<b>.526</b>	<b>0 0</b>	<b>.000</b>	<b>4 7</b>	<b>.571</b>	<b>7</b>	<b>9</b>	<b>16</b>	<b>4.0</b>	<b>10-0</b>	<b>2</b>	<b>7</b>	<b>0</b>	<b>4</b>	<b>24</b>	<b>6.0</b>

## ■ ARIEL MASSENGALE'S CAREER NCAA TOURNAMENT STATS

Opponent	GP	GS	Min	FG FGA	Pct	3FG FGA	Pct	FT FTA	Pct	Off	Def	Tot	Avg	PF-FO	A	TO	Blk	Stl	Pts	Avg
UT-Martini	1	0	17	3 6	.500	2 4	.500	0 0	.000	1	1	2	2.0	2-0	4	0	0	0	8	8.0
DePaul	1	0	30	0 3	.000	0 1	.000	4 4	1.000	0	0	0	1.0	1-0	3	5	1	0	4	6.0
Kansas	1	0	35	3 7	.429	2 3	.667	4 4	1.000	0	3	3	1.7	2-0	5	2	0	2	12	8.0
Baylor	1	0	27	2 5	.400	0 1	.000	0 0	.000	0	0	0	1.3	2-0	1	2	1	0	4	7.0
<b>2012</b>	<b>4</b>	<b>0</b>	<b>109</b>	<b>8 21</b>	<b>.381</b>	<b>4 9</b>	<b>.444</b>	<b>8 8</b>	<b>1.000</b>	<b>1</b>	<b>4</b>	<b>5</b>	<b>1.3</b>	<b>7-0</b>	<b>13</b>	<b>9</b>	<b>2</b>	<b>2</b>	<b>28</b>	<b>7.0</b>
Oral Roberts	1	1	28	3 8	.375	3 5	.600	4 4	1.000	0	3	3	3.0	1-0	6	1	0	0	13	13.0
Creighton	1	1	36	7 7	.429	2 3	.667	3 4	.750	0	0	0	1.5	0-0	2	3	0	3	11	12.0
Oklahoma	1	1	36	2 7	.286	1 3	.333	0 0	.000	0	3	3	2.0	4-0	5	3	0	0	5	9.7
Louisville	1	1	27	0 3	.000	2 2	.000	1 2	.500	0	2	2	2.0	4-0	3	1	0	2	1	7.5
<b>2013</b>	<b>4</b>	<b>4</b>	<b>127</b>	<b>8 25</b>	<b>.320</b>	<b>6 13</b>	<b>.462</b>	<b>8 10</b>	<b>.800</b>	<b>0</b>	<b>8</b>	<b>8</b>	<b>2.0</b>	<b>9-0</b>	<b>16</b>	<b>9</b>	<b>0</b>	<b>5</b>	<b>30</b>	<b>7.5</b>
<b>Career</b>	<b>8</b>	<b>4</b>	<b>236</b>	<b>16 46</b>	<b>.348</b>	<b>10 22</b>	<b>.455</b>	<b>16 18</b>	<b>.889</b>	<b>1</b>	<b>12</b>	<b>13</b>	<b>1.6</b>	<b>16-0</b>	<b>29</b>	<b>18</b>	<b>2</b>	<b>7</b>	<b>58</b>	<b>7.3</b>

## ■ NIA MOORE'S CAREER NCAA TOURNAMENT STATS

Opponent	GP	GS	Min	FG FGA	Pct	3FG FGA	Pct	FT FTA	Pct	Off	Def	Tot	Avg	PF-FO	A	TO	Blk	Stl	Pts	Avg
Oral Roberts	1	0	7	1 2	.500	0 0	.000	0 0	.000	0	2	2	2.0	0-0	2	2	1	0	2	2.0
Creighton	1	0	2	0 0	.000	0 0	.000	0 0	.000	0	1	1	1.5	0-0	2	1	0	0	0	1.0
Oklahoma	1	0	1	0 1	.000	0 0	.000	0 0	.000	1	0	1	1.3	0-0	0	0	0	0	0	0.7
<b>2013</b>	<b>3</b>	<b>0</b>	<b>10</b>	<b>1 3</b>	<b>.333</b>	<b>0 0</b>	<b>.000</b>	<b>0 0</b>	<b>.000</b>	<b>1</b>	<b>3</b>	<b>4</b>	<b>1.3</b>	<b>0-0</b>	<b>2</b>	<b>3</b>	<b>1</b>	<b>0</b>	<b>2</b>	<b>0.7</b>
<b>Career</b>	<b>3</b>	<b>0</b>	<b>10</b>	<b>1 3</b>	<b>.333</b>	<b>0 0</b>	<b>.000</b>	<b>0 0</b>	<b>.000</b>	<b>1</b>	<b>3</b>	<b>4</b>	<b>1.3</b>	<b>0-0</b>	<b>2</b>	<b>3</b>	<b>1</b>	<b>0</b>	<b>2</b>	<b>0.7</b>

## ■ MEIGHAN SIMMONS' CAREER NCAA TOURNAMENT STATS

Opponent	GP	GS	Min	FG FGA	Pct	3FG FGA	Pct	FT FTA	Pct	Off	Def	Tot	Avg	PF-FO	A	TO	Blk	Stl	Pts	Avg
Stetson	1	1	17	4 10	.400	1 3	.333	0 0	.000	1	0	1	1.0	2-0	2	0	0	0	9	9.0
Marquette	1	1	35	7 10	.700	2 4	.500	2 3	.667	0	2	2	1.5	2-0	3	1	0	0	18	13.5
Ohio State	1	1	40	7 13	.538	2 4	.500	2 4	.500	0	5	5	2.7	0-0	5	2	2	2	18	15.0
Notre Dame	1	1	19	1 11	.091	0 5	.000	0 0	.000	0	1	1	2.3	3-0	1	4	0	1	2	

## LADY VOL NCAA TOURNAMENT RECORDS

### INDIVIDUAL RECORDS

**MOST FG:** 15, Chamique Holdsclaw, Boston College, 3-15-99, Second Round, UT 89-62  
**MOST FGA:** 27, Candace Parker, LSU, 4-6-08, Semifinal, UT 47-46; Chamique Holdsclaw, W.Kentucky, 3-16-98, Second Round, UT 82-62  
**FG%: (min. 10 att)** .827 (14-17), Dana Johnson, Fla. A&M, 3-16-95, First Round, UT 96-59  
**MOST 3pt FG:** 5, Shanna Zolman, Rutgers, 3-26-06, CRS, UT 76-69 and Army, 3-19-06, First Round, UT 102-54 and Western Carolina, 3-20-05, First Round, UT 94-43  
**MOST 3pt FGA:** 13, Shanna Zolman, George Washington, 3-21-06, Second Round, UT 66-53  
**3pt FG%:** .800 (4-5), Kellie Jolly, La. Tech, 3-29-98, Championship, UT 93-75; Shanna Zolman, DePaul, 3-22-04, Second Round, UT 79-59; Angie Bjorklund, Stetson, 3-19-11, UT 99-34  
**MOST FT:** 17, Bridgette Gordon, Long Beach St., 3-25-89, ERC, UT 94-80  
**MOST FTA:** 20, Bridgette Gordon, Long Beach St., 3-25-89, ERC, UT 94-80  
**FT%:** 1.000 (8-8), Kristen "Ace" Clement, St. Mary's, 3-18-01, Second Round, UT 92-75  
**MOST REBOUNDS:** 22, Daedra Charles, SW Missouri, 3-16-91, Second Round, UT 55-47  
**MOST POINTS:** 39, Chamique Holdsclaw, Boston College, 3-15-99, Second Round, UT 89-62  
**MOST ASSISTS:** 12, Dawn Marsh, Georgia, 3-20-86, MERC, UT 85-82  
**MOST BLOCKS:** 7, Michelle Snow, Rutgers, 3-31-00, Semifinal, UT 64-54  
**MOST STEALS:** 8, Alexis Hornbuckle, Purdue 3-25-08, Second Round, UT 78-52

### TEAM RECORDS

**MOST FG:** 44, Appalachian St., 3-13-99, First Round, UT 113-54  
**MOST FGA:** 84, Radford, 3-16-96, First Round, UT 97-56  
**BEST FG%:** .609 (39-64), Tennessee Tech, 3-15-87, Second Round, UT 95-59

**MOST 3pt FG:** 12, Oral Roberts, 3-23-08, First Round, UT 94-55  
**MOST 3pt FGA:** 29, Oral Roberts, 3-23-08, First Round, UT 94-55  
**BEST 3pt FG%:** .800 (4-5), Florida A&M, 3-16-95, First Round, UT 95-69  
**MOST FT:** 38, Long Beach St., 3-25-89, ERC, UT 94-80  
**MOST FTA:** 48, Long Beach St., 3-25-89, ERC, UT 94-80  
**BEST FT%:** 1.000 (9-9), USC, 4-1-84, Championship, USC 72-61  
**MOST REBOUNDS:** 64, South Carolina St., 3-19-83, First Round, UT 86-51  
**MOST FOULS:** 30, Mississippi, 3-22-85, MERS, Mississippi, 63-60  
**MOST POINTS:** 113, Appalachian St., 3-13-99, First Round, UT 113-54  
**MOST ASSISTS:** 31, Florida A&M, 3-16-95, First Round, UT 96-59  
**MOST TURNOVERS:** 29, Grambling St., 3-17-97, First Round, UT 91-54  
**MOST BLOCKS:** 12, Colgate, 3-20-04, First Round, UT 77-54  
**MOST STEALS:** 23, Radford, 3-16-96, First Round, UT 97-56  
**FEWEST FG:** 13, Rutgers, 3-29-05, PRC, UT 59-49  
**FEWEST FGA:** 41, Texas A&M, 4-1-08, OKCC, UT 53-45  
**LOWEST FG%:** .270 (17-63), North Carolina, Semifinal, 4-1-07 UT 56-50  
**FEWEST 3pt FG:** 0, against 13 opponents  
**FEWEST 3pt FGA:** 0, against four opponents  
**LOWEST 3pt FG%:** .000, against 13 opponents  
**FEWEST FT:** 2, LSU, 4-6-08, Semifinals, UT 47-46  
**FEWEST FTA:** 5, DePaul, 3-19-12, Second Round, UT 63-48  
**LOWEST FT%:** .222 (2-9), Virginia Tech, 3-20-99, ERS, UT 68-52  
**FEWEST REBOUNDS:** 29, Rutgers, 3-26-06, CRS, UT 76-69; Old Dominion, 3-30-97, Championship, UT 68-59; Creighton, 3-25-13, Second Round, UT 68-52  
**FEWEST FOULS:** 5, Villanova, 3-31-03, MERC, UT 73-49  
**FEWEST POINTS:** 46, La. Tech, 3-26-82, Semifinal, La. Tech 69-46  
**FEWEST ASSISTS:** 4, LSU, 4-4-04, Semifinals, UT 52-50  
**FEWEST TURNOVERS:** 5, Villanova, 3-31-03, MERC, UT 73-49  
**FEWEST BLOCKS:** 0, against 17 opponents  
**FEWEST STEALS:** 2, Stanford, 3-30-91, Semifinal, UT 68-60

## LADY VOL OPPONENT NCAA TOURNAMENT RECORDS

### INDIVIDUAL RECORDS

**MOST FG:** 14, Nicole Powell, Stanford, 3-30-04, MWRC, UT 62-60; Tanya Hansen, Rutgers, 3-21-92, Second Round, UT 97-56  
**MOST FGA:** 30, Cheryl Taylor, Tennessee Tech, 3-15-87, Second Round, UT 95-59  
**FG%: (min. 10 att)** .733 (11-15), Tracey Sneed, LaSalle, 3-18-89, Second Round, UT 91-61  
**MOST 3pt FG:** 6, Sharon Wilkerson, Liberty, 3-14-98, Second Round, UT 102-58  
**MOST 3pt FGA:** 18, Erin Thorn, Brigham Young, 3-23-02, MWRS, UT 68-57  
**3pt FG%:** (twice, most recent) 1.000 (3-3), Kimetria Hayden, Baylor, 3-26-12, DMRC, Baylor 77-58  
**MOST FT:** 12, Pam Kelly, Louisiana Tech, 3-26-82, Semifinal, La. Tech 69-46  
**MOST FTA:** 14, Pam Kelly, Louisiana Tech, 3-26-82, Semifinal, La. Tech 69-46  
**FT%:** 1.000 (9-9), Carolyn Jones, Auburn, 3-23-91, MWRC, UT 69-65  
**MOST REBOUNDS:** 20, Sylvia Fowles, LSU, 4-6-08, Semifinal, UT 47-46  
**MOST POINTS:** 37, Teresa Edwards, Georgia, 3-20-86, MERS, UT 85-82  
**MOST ASSISTS:** 11, Corrie Mizusawa, St. Mary's, 3-18-01, Second Round, UT 92-75  
**MOST BLOCKS:** 10, Brittney Griner, Baylor, 3-27-10, MRS, BU 77-62  
**MOST STEALS:** 8, Tisha Penicheiro, Old Dominion, 3-30-97, Championship, UT 68-59

### TEAM RECORDS

**MOST FG:** 35, Long Beach State, 3-25-89, ERC, UT 94-80  
**MOST FGA:** 82, Cheyney State, 3-30-84, Semifinal, UT 82-73  
**BEST FG%:** .536, Louisiana Tech, 3-24-94, MERS, Louisiana Tech 71-68  
**MOST 3pt FG:** 10, Connecticut, 4-8-03, Championship, Connecticut 73-68

**MOST 3pt FGA:** 29, Oklahoma, 3-31-13, OKCRS, UT 74-59  
**BEST 3pt FG%:** .533 (8-15), Baylor, 3-26-12, DMRC, Baylor 77-58  
**MOST FT:** 28, Iowa, 3-27-93, MERC, Iowa 72-56  
**MOST FTA:** 34, Iowa, 3-27-93, MERC, Iowa 72-56  
**BEST FT%:** 1.000 (7-7), Penn State, 3-29-03, MWRS, UT 86-58  
**MOST REBOUNDS:** 50, Oklahoma, 3-31-13, OKCRS, UT 74-59  
**MOST FOULS:** 33, Long Beach State, 3-25-89, ERC, UT 94-80  
**MOST POINTS:** 90, Southern California, 3-21-82, MERC, UT 91-90  
**MOST ASSISTS:** 22, North Carolina, 3-28-06, CRC, North Carolina 75-63  
**MOST TURNOVERS:** 33, Appalachian State, 3-13-99, First Round, UT 113-54  
**MOST BLOCKS:** 13, Baylor, 3-27-10, MRS, BU 77-62  
**MOST STEALS:** 19, Virginia, 3-16-85, First Round, UT 65-55  
**FEWEST FG:** 12, Drake, 3-18-07, First Round, UT 76-37; Stetson, 3-19-11, First Round, UT 99-34  
**FEWEST FGA:** 45, Vanderbilt, 3-25-02, MWRC, UT 68-63  
**LOWEST FG%:** .182 (12-66), Stetson, 3-19-11, First Round, UT 99-34  
**FEWEST 3pt FG:** 0, (6 times)  
**FEWEST 3pt FGA:** 0, Wake Forest, 3-19-88, Second Round, UT 94-66  
**LOWEST 3pt FG%:** .000 (6 times)  
**FEWEST FT:** 0, Villanova, 3-31-03, MERC, UT 73-49  
**FEWEST FTA:** 1, Villanova, 3-31-03, MERC, UT 73-49  
**LOWEST FT%:** .000 (0-1), Villanova, 3-31-03, MERC, UT 73-49  
**FEWEST REBOUNDS:** 17, Villanova, 3-31-03, MERC, UT 73-49  
**FEWEST FOULS:** 10, Connecticut, 4-6-04, Championship, Connecticut 70-61  
**FEWEST POINTS:** 34, Stetson, 3-19-11, First Round, UT 99-34  
**FEWEST ASSISTS:** 2, Middle Tennessee State, 3-17-84, First Round, UT 70-52  
**FEWEST TURNOVERS:** 7, Villanova, 3-31-03, MERC, UT 73-49  
**FEWEST BLOCKS:** 0, (11 opponents)  
**FEWEST STEALS:** 2, Baylor, 3-27-10, MRS, BU 77-62 ; 2, Drake, 3-18-07, First Round, UT 76-37; Boston College, 3-15-99, Second Round, UT 89-62

# 1987 National Champions



Tennessee may have failed in its first bid at the national championship, but the second time was the charm for the Lady Vols. Tennessee thumped Louisiana Tech, which was vying for its second title, 67-44.

"Well, the monkey's off my back," head coach Pat Summitt said. "I do not think I could go without recognizing that it was a tremendous team effort...has been for the last three weeks. This team has played as hard and as smart as I could ask any team to play."

The Lady Vols built a 33-24 halftime edge and never looked back. Seven minutes into the second half, Tennessee had increased its lead to 14, 47-33, and the rest was history as Tennessee took its first NCAA title.

Tennessee attempted 19 more field goals and grabbed 11 more rebounds than the Lady Techsters. A championship-game record crowd of 9,823 watched Tonya Edwards net 13 points and grab seven rebounds en route to most outstanding player honors. Two additional Lady Vols contributed 13 points - Bridgette Gordon and Sheila Frost. Gordon joined Edwards on the All-Championship team, as she also led the Tennessee carom parade, pulling down a game-high 12 rebounds.

# 1989 National Champions



It was a battle of Southeastern Conference powerhouses - Tennessee versus Auburn for all the marbles.

The Lady Vols looked to regain the national title they earned in 1987. Although they were up against a Lady Tiger team that had made its second straight national championship final, Tennessee took home its second NCAA championship in three years with a 76-60 win.

Playing in her triumphant final game, All-America forward Bridgette Gordon treated the 9,758 spectators to a spectacular 27-point performance, tying a championship-game record. She also collected 11 boards on the way to most outstanding player honors.

Gordon's seven first-half baskets helped the Lady Vols to a 35-27 halftime lead. Auburn was able to stay close, cutting the score to 50-47. But after a timeout, the Lady Vols went on a 13-4 run to put the game out of reach. The keys to the victory were the battle of the boards, where Tennessee outboarded Auburn 45-30, and the free throw line, where Tennessee shot 20-26, while Auburn was 8-12.

Sheila Frost joined Gordon on the All-Championship team. Playing in her final game at Tennessee, Frost had six points and 12 boards. Also coming up big for the Lady Vols in the final was Dena Head, with 19 points.

## 1987 TITLE GAME STATISTICS

March 29, 1987 • Austin, Texas • Frank Erwin Center

Tennessee	FG-FGA	FT-FTA	REB	PF	TP	A	TO	BLK	S	MIN
SPINKS*	1-3	0-0	1	2	2	0	0	0	0	10
SEXTON*	4-8	0-0	2	3	8	4	3	0	1	24
GORDON*	5-19	3-4	12	3	13	2	1	0	3	34
EDWARDS*	4-13	5-8	7	4	13	4	3	0	1	32
HORTON*	4-8	1-2	5	3	9	0	1	0	1	38
MARSH	1-2	4-4	3	1	6	1	2	0	2	19
FROST	6-10	1-5	8	2	13	1	0	0	0	29
McGHEE	0-0	0-0	0	0	0	0	0	0	0	1
TUGGLE	0-0	0-0	0	0	0	0	0	0	0	1
WEBB	1-3	1-1	2	1	3	0	0	0	0	3
McCray	0-0	0-0	0	2	0	0	2	0	0	7
LITTLEJOHN	0-1	0-0	1	0	0	0	0	0	1	2
TEAM			6							
<b>Totals</b>	<b>26-67</b>	<b>15-24</b>	<b>47</b>	<b>21</b>	<b>67</b>	<b>12</b>	<b>12</b>	<b>0</b>	<b>9</b>	<b>200</b>
TOTAL FG%	1st Half: 0-0 0.0%	2nd Half: 26-67 38.8%	Game: 38.8%		DEADBALL					
3-Pt. FG%	1st Half: 0-0 0.0%	2nd Half: 0-0 0.0%	Game: 0.0%		REB					
F Throw %	1st Half: 0-0 0.0%	2nd Half: 15-24 62.5%	Game: 62.5%		4					

Louisiana Tech	FG-FGA	FT-FTA	REB	PF	TP	A	TO	BLK	S	MIN
WEATHERSPOON*	4-11	3-3	3	5	11	3	6	0	2	39
HARRISON*	3-11	2-5	8	5	8	1	4	4	0	33
LAWSON*	1-4	0-0	1	2	2	0	1	0	0	17
DAVIS*	0-0	1-3	6	1	1	0	1	1	0	39
LEWIS*	4-11	4-6	7	3	12	1	3	0	2	40
CHAMBLESS	0-0	0-0	0	0	0	0	1	0	0	1
MCDONALD	1-1	0-0	0	0	2	0	0	0	0	1
STALL	3-7	2-3	7	4	8	1	3	0	1	23
WESTBROOKS	0-3	0-2	3	0	0	0	1	0	0	7
TEAM			1							
<b>Totals</b>	<b>16-48</b>	<b>12-22</b>	<b>36</b>	<b>20</b>	<b>44</b>	<b>6</b>	<b>20</b>	<b>5</b>	<b>5</b>	<b>200</b>
TOTAL FG%	1st Half: 0-0 0.0%	2nd Half: 16-48 33.3%	Game: 33.3%		DEADBALL					
3-Pt. FG%	1st Half: 0-0 0.0%	2nd Half: 0-0 0.0%	Game: 0.0%		REB					
F Throw %	1st Half: 0-0 0.0%	2nd Half: 12-22 54.5%	Game: 54.5%		5					

Attendance: 15,615; Halftime: Tennessee 33, Louisiana Tech 24; Officials: June Courteau, Patty Broderick; Semifinals: Tennessee 74, Long Beach State 64; Louisiana Tech 79, Texas 75.

## 1989 TITLE GAME STATISTICS

April 2, 1989 • Tacoma, Wash. • Tacoma Dome

Auburn	FG-FGA	3FG-FGA	FT-FTA	REB	PF	TP	A	TO	BLK	S	MIN
THOMPSON*	0-0	0-0	0-0	1	2	0	1	0	0	0	6
TREMITIERE*	1-1	0-0	0-0	1	2	2	0	1	0	0	4
CIAMPI*	0-0	0-0	0-0	0	0	0	0	0	0	0	1
JONES*	5-10	0-1	2-2	4	3	12	2	2	0	2	39
STEVENSON*	0-1	0-1	1-2	0	2	1	0	1	0	0	6
SCRUGGS	2-9	0-1	2-3	0	4	6	0	1	0	0	30
BOLTON	5-11	0-1	0-0	6	4	10	9	7	0	2	36
McGILBERRY	0-2	0-0	0-1	4	2	0	0	3	0	1	18
MAGO	0-0	0-0	0-0	0	0	0	0	0	0	0	6
GODBY	5-11	0-0	3-4	3	4	13	0	1	0	1	20
ORR	8-15	0-0	0-0	11	1	16	0	2	4	1	34
TEAM											
<b>Totals</b>	<b>26-60</b>	<b>0-4</b>	<b>8-12</b>	<b>30</b>	<b>24</b>	<b>60</b>	<b>12</b>	<b>18</b>	<b>4</b>	<b>6</b>	<b>200</b>
TOTAL FG%	1st Half: 0-0 0.0%	2nd Half: 26-60 43.3%	Game: 43.3%		DEADBALL						
3-Pt. FG%	1st Half: 0-0 0.0%	2nd Half: 0-4 0.0%	Game: 0.0%		REB						
F Throw %	1st Half: 0-0 0.0%	2nd Half: 8-12 66.7%	Game: 66.7%		1,2						

Tennessee	FG-FGA	3FG-FGA	FT-FTA	REB	PF	TP	A	TO	BLK	S	MIN
HEAD*	6-12	0-0	7-9	3	4	19	2	3	0	0	37
FROST*	2-8	0-0	2-3	12	4	6	1	0	5	3	36
McGHEE*	1-3	0-0	1-2	4	0	3	1	2	0	2	22
GORDON*	11-21	0-0	5-6	11	3	27	1	1	0	1	35
McCRAY*	2-10	0-0	2-2	6	1	6	10	3	0	0	36
CLARK	0-1	0-0	0-0	0	0	0	0	1	2	0	4
CHARLES	5-7	0-0	3-4	7	2	13	0	3	2	2	21
CASTEEL	0-0	0-0	0-0	0	0	0	0	0	0	0	1
SCOTT	1-4	0-0	0-0	1	0	2	0	1	0	0	7
HAWHEE	0-0	0-0	0-0	0	0	0	0	0	0	0	1
TEAM				1							
<b>Totals</b>	<b>28-66</b>	<b>0-0</b>	<b>20-26</b>	<b>45</b>	<b>14</b>	<b>76</b>	<b>16</b>	<b>15</b>	<b>7</b>	<b>8</b>	<b>200</b>
TOTAL FG%	1st Half: 0-0 0.0%	2nd Half: 28-66 42.4%	Game: 42.4%		DEADBALL						
3-Pt. FG%	1st Half: 0-0 0.0%	2nd Half: 0-0 0.0%	Game: 0.0%		REB						
F Throw %	1st Half: 0-0 0.0%	2nd Half: 20-26 76.9%	Game: 76.9%		2,2						

Attendance: 9,758; Halftime: Tennessee 35, Auburn 27; Officials: June Courteau, Patty Broderick; Semifinals: Auburn 76, Louisiana Tech 71; Tennessee 77, Maryland 65.

GENERAL  
STAFF  
PLAYERS  
REVIEW  
HISTORY  
FACILITIES  
NCAA  
SEC  
RECORDS  
MEDIA INFO



# 1991 National Champions



Vindication was finally Tennessee's in the 1991 NCAA women's final, as the Lady Vols downed a talented Virginia Cavalier club, 70-67, in the first NCAA Final Four overtime title game. Virginia had eliminated Tennessee before it could reach the 1990 Women's Final Four - which just happened to be held in Knoxville. But the Lady Vols took New Orleans and their third NCAA title in five years.


The first half was tight, with Tennessee holding a paper-thin 27-26 advantage at the intermission. But the Lady Vols opened up a small lead in the second half. Small lead; small comfort.

Virginia's Dawn Staley, who was named the most outstanding player, led the Virginia comeback to tie the game at 60 at the end of regulation. But the overtime belonged to Tennessee and Dena Head, who scored a championship record 28 points in the final.

Wade Trophy winner Daedra Charles added 19 points and 12 boards for Tennessee and joined Head on the All-Championship Team. Tennessee's effort was also aided by the play of Lisa Harrison, who poured in eight points and 13 boards.

With the victory, the Lady Volunteers kept their streak of odd-year championships going. Tennessee also won national titles in 1987 and 1989.

# 1996 National Champions



It seemed only fitting that the Lady Vols would win another NCAA crown in the "Queen City" of Charlotte, N.C. And it was equally fitting that the Lady Vols' fourth NCAA title would come over a fierce SEC rival in the Georgia Lady Bulldogs, 83-65.

After the emotionally draining overtime win versus Connecticut, the skeptics wondered if UT would have enough emotional energy left for the title game. They did...and then some. Although Georgia held a modest three point lead early in the game and led by two with 14:11 to go in the first half, it would be their only lead in the title contest. UT senior Latina Davis put the handcuffs on Player of the Year Saudia Roundtree in the first half as the Lady Vols grabbed an early nine point lead, 28-19 with 7:36 to go in the first half. Georgia recovered to trail by just five at the half, 42-37.

In the first three minutes of the second half, UT took off and never looked back. Abby Conklin's tray (her first of four) with 14:55 left gave UT a 16-point lead, 57-41. Davis upped the ante to a 21 point lead with 2:25 showing, 81-60. The celebrating started early as the Final Four MVP, Michelle Marciniak, and All-Tournament Team members Chamique Holdslaw and Tiffany Johnson left the game to wildly cheering fans. Davis, who held Roundtree to 17 points below her average, was UT's quiet heroine.

On the night, Holdslaw and Johnson tallied 16 points to lead UT, while Conklin added 14 points, Pashen Thompson a dozen, and Marciniak 10 in the final game of her career.

### 1991 TITLE GAME STATISTICS

March 31, 1991 • New Orleans, La. • Lakefront Arena

Virginia	FG-FGA	3FG-FGA	FT-FTA	REB	PF	T	A	O	BLK	S	MIN	
WAGENER*	1-1	0-0	0-1	6	3	2	0	0	1	0	27	
CARDOZA*	4-11	1-2	2-2	1	5	11	1	1	1	0	43	
STALEY*	11-26	3-5	3-4	11	5	28	6	8	0	3	41	
BURGE*	5-11	0-0	0-3	11	4	10	0	3	1	1	31	
REISS*	3-12	0-1	1-4	1	2	7	4	3	0	0	40	
EVANS	0-0	0-0	0-0	0	1	0	0	1	0	0	10	
WARD	0-0	0-0	1-2	1	0	1	0	0	0	0	7	
BURGE	4-5	0-0	0-1	6	5	8	0	3	1	2	15	
SMITH	0-0	0-0	0-2	5	2	0	0	0	1	0	11	
TEAM				3								
<b>Totals</b>	<b>28-66</b>	<b>4-8</b>	<b>7-19</b>	<b>45</b>	<b>27</b>	<b>67</b>	<b>11</b>	<b>20</b>	<b>3</b>	<b>9</b>	<b>225</b>	
TOTAL FG%	1st Half: 0-0 0.0%	2nd Half: 0-0 0.0%	Game: 42.4%			D-BALL						
3-Pt. FG%	1st Half: 0-0 0.0%	2nd Half: 0-0 0.0%	Game: 50.0%			REB						
F Throw %	1st Half: 0-0 0.0%	2nd Half: 0-0 0.0%	Game: 36.8%			4						

Tennessee	FG-FGA	3FG-FGA	FT-FTA	REB	PF	T	A	O	BLK	S	MIN	
ADAMS*	0-7	0-3	2-4	2	3	2	1	2	0	0	37	
HEAD*	9-17	0-0	10-14	9	3	28	3	0	0	3	41	
HARRISON*	3-10	0-0	2-3	13	3	8	0	2	1	1	36	
CHARLES*	7-13	0-0	5-7	12	5	19	0	3	3	2	40	
CASTEEL*	1-7	0-0	2-3	5	2	4	1	2	0	0	29	
CLARK	0-1	0-0	0-0	0	0	0	0	1	0	0	3	
EVANS	3-5	0-0	1-3	2	5	7	0	3	1	0	20	
CALDWELL	1-1	0-0	0-1	3	2	2	3	2	0	1	19	
TEAM				3								
<b>Totals</b>	<b>24-61</b>	<b>0-3</b>	<b>22-35</b>	<b>49</b>	<b>23</b>	<b>70</b>	<b>8</b>	<b>23</b>	<b>5</b>	<b>7</b>	<b>225</b>	
TOTAL FG%	1st Half: 0-0 0.0%	2nd Half: 0-0 0.0%	Game: 39.3%			D-BALL						
3-Pt. FG%	1st Half: 0-0 0.0%	2nd Half: 0-0 0.0%	Game: 0.0%			REB						
F Throw %	1st Half: 0-0 0.0%	2nd Half: 0-0 0.0%	Game: 62.9%			2						

Attendance: 7,865; Halftime: Tennessee 27, Virginia 26; Officials: Patty Broderick, Lou Pitt; Semifinals: Virginia 61, Connecticut 55; Tennessee 69, Stanford 60.

### 1996 TITLE GAME STATISTICS

March 31, 1996 • Charlotte, N.C.

Georgia	FG-FGA	3FG-FGA	FT-FTA	OF	DE	TO	PF	TP	A	TO	BLK	S	MIN
FRETT*	10-18	1-1	4-4	6	10	16	1	25	0	2	0	1	37
ROUNDTREE*	3-14	1-7	1-2	0	5	5	1	8	6	6	0	2	37
POWELL*	0-1	0-1	0-0	0	0	1	0	1	0	1	0	1	12
HOLLAND*	4-12	2-8	1-1	1	0	4	11	5	2	0	1	1	33
HENDERSON*	8-15	0-0	0-1	4	3	7	4	16	0	1	2	0	36
IRWIN	1-3	1-3	0-0	0	2	2	0	3	1	1	0	0	16
ANTVORKSOV*	0-0	0-0	0-0	0	0	0	0	2	0	0	0	0	3
THOMPSON	0-0	0-0	0-0	0	1	1	0	0	1	0	0	0	1
TAYLOR	0-1	0-1	0-0	0	1	1	0	0	0	0	0	0	1
BUSH	1-4	0-2	0-0	2	0	2	2	4	0	1	0	0	16
WALKER	0-1	0-0	0-0	1	1	2	0	0	0	0	0	0	1
DECKER	0-2	0-1	0-0	1	1	2	4	0	0	0	0	0	6
WELLS	0-0	0-0	0-0	0	0	1	0	0	0	0	0	0	1
TEAM													
<b>Totals</b>	<b>27-71</b>	<b>5-24</b>	<b>6-8</b>	<b>15</b>	<b>24</b>	<b>39</b>	<b>22</b>	<b>65</b>	<b>14</b>	<b>14</b>	<b>2</b>	<b>7</b>	<b>200</b>
TOTAL FG%	1st Half: 0-0 0.0%	2nd Half: 27-71 38.0%	Game: 38.0%			DEADBALL							
3-Pt. FG%	1st Half: 0-0 0.0%	2nd Half: 5-24 20.8%	Game: 20.8%			REB							
F Throw %	1st Half: 0-0 0.0%	2nd Half: 6-8 75.0%	Game: 75.0%			1							

Tennessee	FG-FGA	3FG-FGA	FT-FTA	OF	DE	TO	PF	TP	A	TO	BLK	S	MIN
MARCINIAK*	5-13	0-2	0-1	0	4	4	1	10	5	4	0	2	37
JOHNSON*	7-10	0-1	2-2	3	2	5	2	16	1	1	0	0	28
DAVIS*	2-10	0-1	4-8	5	2	7	2	8	8	0	0	4	32
HOLDSCRAW*	6-16	0-0	4-5	5	9	14	0	16	3	1	0	1	34
CONKLIN*	5-8	4-5	0-0	0	4	4	2	14	3	2	0	0	23
SMALLWOOD	0-0	0-0	1-2	1	0	1	0	1	0	0	0	0	1
MILLIGAN	0-1	0-0	0-0	0	0	0	0	0	0	0	0	0	1
GREENE	0-0	0-0	0-0	0	0	0	0	0	0	0	0	0	1
JOLLY	1-1	0-0	0-1	0	0	0	2	2	1	0	0	1	10
LAXTON	2-7	0-0	0-0	2	1	3	1	4	0	1	0	0	12
THOMPSON	4-6	0-0	4-6	5	6	11	3	12	2	0	0	0	21
TEAM				3	2	5							
<b>Totals</b>	<b>32-73</b>	<b>4-9</b>	<b>15-25</b>	<b>24</b>	<b>30</b>	<b>54</b>	<b>13</b>	<b>83</b>	<b>21</b>	<b>12</b>	<b>0</b>	<b>8</b>	<b>200</b>
TOTAL FG%	1st Half: 0-0 0.0%	2nd Half: 32-73 43.8%	Game: 43.8%			DEADBALL							
3-Pt. FG%	1st Half: 0-0 0.0%	2nd Half: 4-9 44.4%	Game: 44.4%			REB							
F Throw %	1st Half: 0-0 0.0%	2nd Half: 15-25 60.0%	Game: 60.0%			3							

Attendance: 23,291; Halftime: Tennessee 42, Georgia 37; Officials: Sally Bell, Dee Kantner, Violet Palmer; Semifinals: Georgia 86, Stanford 76; Tennessee 88, Connecticut 83 (OT).

# 1997 National Champions



No team had ever won the NCAA championship coming in with more than six losses. But proving that it's wise to save your best for last, Tennessee took its fifth NCAA championship and second straight title with a 68-59 win over Old Dominion despite entering the tournament with a 23-10 record.

"Of all our runs to a championship, this one is really the most unexpected," said coach Pat Summitt. "It came from a team with tremendous heart and desire."

Tennessee took control quickly at the start of the title game, jumping out to a 20-8 lead. By halftime, the Lady Vols still had a comfortable lead, 34-22.

In the second half, Old Dominion clawed its way back, taking its first lead at 44-43 with 9:06 left in the game. The Lady Monarchs extended the lead to two, 49-47, before Chamique Holdsclaw led the Lady Vols on a 12-2 run to put the game away for Tennessee.

Holdsclaw was a unanimous choice as the most outstanding player, as she poured in 24 points and seven rebounds. Six of her points came during the decisive run at the end of the game. Joining Holdsclaw on the All-Championship team was Kellie Jolly, who only scored five points, but set a championship record with 11 assists in the final game and a Final Four record with 20.

With the win, the Lady Vols earned their fifth national title, played in their seventh championship game and became only the second team to win consecutive championships. (Southern Cal, 1983 and 1984).

### 1997 TITLE GAME STATISTICS

March 30, 1997 • Cincinnati, Ohio • Riverfront Coliseum

		REB												
Tennessee	FG-FGA	3FG-FGA	FT-FTA	OF	DE	TOT	PF	TP	A	TO	BLK	S	MIN	
JOHNSON*	4-4	0-0	0-0	1	2	3	2	8	2	1	0	3	30+	
ELZY*	1-3	0-0	0-1	0	3	3	2	2	1	3	0	1	22+	
JOLLY*	1-5	1-3	2-2	0	0	0	2	5	11	9	0	5	35+	
HOLDSCRAW*	11-20	0-0	2-3	0	7	7	2	24	3	6	1	2	39+	
THOMPSON*	4-4	0-0	0-3	2	4	6	2	8	0	1	0	2	33+	
BUTTS	4-7	0-0	0-0	0	2	2	0	8	0	2	0	1	8+	
MILLIGAN	0-0	0-0	0-0	0	0	0	0	0	0	0	0	0	0+	
GREENE	0-1	0-0	1-2	0	1	1	0	1	0	1	0	0	10+	
LAXTON	0-1	0-0	0-0	0	0	0	0	0	0	0	0	0	3+	
STEPHENS	0-0	0-0	0-0	0	0	0	1	0	0	0	0	0	2+	
CONKLIN	4-5	2-2	2-2	0	1	2	1	2	1	3	0	1	18+	
TEAM				4	2	6								
<b>Totals</b>	<b>29-49</b>	<b>3-5</b>	<b>7-13</b>	<b>7</b>	<b>22</b>	<b>29</b>	<b>13</b>	<b>68</b>	<b>18</b>	<b>26</b>	<b>2</b>	<b>12</b>	<b>200</b>	
TOTAL FG%	1st Half: 0-0 0.0%	2nd Half: 29-49 59.2%	Game: 59.2%	DEADBALL REB.										
3-Pt. FG%	1st Half: 0-0 0.0%	2nd Half: 3-5 60.0%	Game: 60.0%	REBS										
F Throw %	1st Half: 0-0 0.0%	2nd Half: 7-13 53.8%	Game: 53.8%	1										
		REB												
Old Dominion	FG-FGA	3FG-FGA	FT-FTA	OF	DE	TOT	PF	TP	A	TO	BLK	S	MIN	
ROBERTS*	6-8	0-0	1-2	4	5	9	2	13	0	3	0	0	40+	
HIMES*	0-1	0-0	0-0	0	0	0	0	0	1	1	0	1	15+	
PENICHEIRO*	4-13	0-1	2-2	1	5	6	2	10	8	11	0	8	37+	
ANDRADE*	2-7	0-3	0-0	0	0	0	5	4	1	3	0	1	28+	
MACHANGUANA*	7-13	0-0	2-2	4	6	10	5	16	4	5	1	3	38+	
ELLEN	2-4	1-2	0-0	2	1	3	0	5	0	0	0	1	15+	
EBLIN	3-11	3-10	2-4	1	0	1	0	11	1	1	0	1	31+	
SMALL	0-0	0-0	0-0	2	1	3	1	0	0	1	0	0	6+	
DIAZ	0-5	0-2	0-0	0	0	0	0	1	0	0	0	1	10+	
BRADLEY	0-0	0-0	0-0	0	0	0	0	0	0	0	0	0	0+	
TEAM				2	2	4								
<b>Totals</b>	<b>24-62</b>	<b>4-18</b>	<b>7-10</b>	<b>16</b>	<b>18</b>	<b>34</b>	<b>16</b>	<b>59</b>	<b>15</b>	<b>26</b>	<b>1</b>	<b>16</b>	<b>200</b>	
TOTAL FG%	1st Half: 0-0 0.0%	2nd Half: 24-62 38.7%	Game: 38.7%	DEADBALL REB.										
3-Pt. FG%	1st Half: 0-0 0.0%	2nd Half: 4-18 22.2%	Game: 22.2%	REBS										
F Throw %	1st Half: 0-0 0.0%	2nd Half: 7-10 70.0%	Game: 70.0%	3										

Attendance: 16,714; Halftime: Tennessee 34, Old Dominion 22; Officials: Dee Kantrier, Violet Palmer, Yvette McKinney; Semifinals: Old Dominion 83, Stanford 82; Tennessee 80, Notre Dame 66.

# 1998 National Champions



The 1998 Tennessee Lady Vols will be remembered as history-makers. A perfect 39-0 record and the most wins ever in women's collegiate basketball... an NCAA unprecedented three consecutive titles... and the systematic blowout night-after-night of the opposition.

When the team finally reached the NCAA title game against a dear old rival in Louisiana Tech, the contest started out tight with UT taking an 8-6 lead. Then "the greatest team ever to play the game," according to Louisiana Tech head coach Leon Barmore, exploded out to a 34-11 run over the next seven minutes. The points were coming in bunches to the tune of 63% field goal accuracy as these Lady Vols were on a mission.

By the halftime break, Tennessee led 55-32 and had registered an NCAA record for the most points scored in a half at the Final Four. Leading the way for UT in game 39 were the Three Meeks - MVP Chamique Holdsclaw, Tamika Catchings and Semeka Randall—who collectively tallied 62 points and 25 rebounds in the Lady Vols' 93-75 victory.

Holdsclaw, who scored 25 points and grabbed 10 rebounds, won the top player honors in the final game. She was joined on the All-Tournament Team by Catchings, who recorded 27 points in her first title game, and an honorary "Meek", Kellie Jolly, who added a career-high 20 points.

With the win, the Lady Vols earned their sixth national title, played in their eighth championship game and became the first team to win three consecutive NCAA titles.

### 1998 TITLE GAME STATISTICS

March 29, 1998 • Kansas City, Mo. • Kemper Arena

		REB												
Louisiana Tech	FG-FGA	3FG-FGA	FT-FTA	OF	DE	TOT	PF	TP	A	TO	BLK	S	MIN	
STALLWORTH*	0-6	0-1	2-2	0	1	1	0	2	9	5	0	2	30	
MAXWELL*	7-12	1-3	0-0	0	3	5	8	3	15	1	3	1	27	
WILSON*	2-6	0-0	0-0	1	4	5	4	4	0	3	0	3	31	
BURRAS*	9-16	0-0	1-5	5	5	10	3	19	0	2	2	2	34	
JACKSON*	11-25	4-12	0-0	0	4	4	2	26	5	4	1	2	37	
COCHRAN	0-0	0-0	0-0	0	0	0	0	0	0	0	0	0	1	
SCHPEPMAN	1-5	1-2	0-0	0	0	0	2	3	2	2	0	0	15	
GILMORE	0-0	0-0	2-2	1	0	1	0	2	0	0	1	0	8	
BOWMAN	2-3	0-0	0-1	0	0	0	2	4	0	1	2	0	7	
TEAM				4	1	5								
<b>Totals</b>	<b>32-73</b>	<b>6-18</b>	<b>5-10</b>	<b>14</b>	<b>20</b>	<b>34</b>	<b>16</b>	<b>75</b>	<b>17</b>	<b>20</b>	<b>7</b>	<b>20</b>	<b>200</b>	
TOTAL FG%	1st Half: 0-0 0.0%	2nd Half: 32-73 43.8%	Game: 43.8%	DEADBALL REB.										
3-Pt. FG%	1st Half: 0-0 0.0%	2nd Half: 6-18 33.3%	Game: 33.3%	REB.										
F Throw %	1st Half: 0-0 0.0%	2nd Half: 5-10 50.0%	Game: 50.0%	2										
		REB												
Tennessee	FG-FGA	3FG-FGA	FT-FTA	OF	DE	TOT	PF	TP	A	TO	BLK	S	MIN	
JOLLY*	7-10	4-5	2-2	0	4	4	2	20	3	2	1	3	34	
RANDALL*	4-9	0-0	2-2	2	6	8	2	10	2	4	0	2	34	
HOLDSCRAW*	11-25	0-0	3-4	4	6	10	0	25	6	2	0	1	36	
CATCHINGS*	8-16	0-4	11-13	3	4	7	3	27	2	4	0	4	34	
STEPHENS*	0-2	0-0	0-0	1	1	2	0	0	1	0	0	0	8	
BUTTS	1-1	0-0	0-0	1	0	1	0	2	0	0	0	0	1	
ELZY	0-1	0-0	0-0	0	0	0	0	0	0	0	0	0	1	
MILLIGAN	0-0	0-0	0-0	0	0	0	0	0	0	0	0	0	1	
GREENE	0-0	0-0	0-0	0	0	0	0	0	0	0	0	0	1	
LAXTON	0-0	0-0	0-0	0	1	1	0	0	0	0	0	0	1	
CLEMENT	3-4	0-0	0-0	0	1	1	6	2	3	0	0	0	15	
GETER	1-1	0-0	1-2	2	5	7	3	3	0	1	4	1	34	
TEAM				4	2	6								
<b>Totals</b>	<b>35-69</b>	<b>4-9</b>	<b>19-25</b>	<b>17</b>	<b>30</b>	<b>47</b>	<b>13</b>	<b>93</b>	<b>15</b>	<b>19</b>	<b>5</b>	<b>11</b>	<b>200</b>	
TOTAL FG%	1st Half: 0-0 0.0%	2nd Half: 35-69 50.7%	Game: 50.7%	DEADBALL REB.										
3-Pt. FG%	1st Half: 0-0 0.0%	2nd Half: 4-9 44.4%	Game: 44.4%	REBS										
F Throw %	1st Half: 0-0 0.0%	2nd Half: 19-25 76.0%	Game: 76.0%	3										

Attendance: 17,976; Halftime: Tennessee 55, Louisiana Tech 32; Officials: Sally Bell, Bob Trammell, Wesley Dean; Semifinals: Tennessee 86, Arkansas 58; Louisiana Tech 84, N.C. State 65.



# 2007 National Champions



On April 3, 2007, the Tennessee Lady Vols captured an elusive seventh national title, beating Rutgers to the ball for second and third shots in a 59-46 win to reclaim their customary place above all other programs.

Parker scored 17 points to lead her squad to a 34-3 final record, but the tournament's most outstanding player got plenty of help from Shannon Bobbitt who scored 13 points — nine of them on three treys in a lightning-quick span in the second half — and Nicky Anosike had 16 rebounds for the Lady Vols, who had 24 offensive boards.

After building a 16-point lead and then holding off a late push by Rutgers, the Lady Vols could finally celebrate, dribbling out the final 30 seconds under the Rutgers basket until Tennessee's players, some in tears, danced at midcourt as orange, blue and gold confetti fell from above.

"To win anything you have to be a tight team," Summitt said. "They believed in each other and they all had one goal, to be here in Cleveland and cut down the nets. I'm real, real proud of this team."

A three-pointer by Rutgers ended a 7-0 UT run that brought the Scarlet Knights to 50-42, but Parker made six straight free throws in 37 seconds to make it 56-44 with 1:08 left. As she went down the floor, Parker looked at the bench where senior Sidney Spencer was crying, knowing all the hard work during the offseason would end the best way possible.

The 2007 NCAA tournament ended the same way it has nearly one-third of the time since it started — with Tennessee setting up ladders to cut down the nets.

# 2008 National Champions



On April 8, 2008, the "under-rated" Tennessee Lady Vols captured their eighth national title, defeating Stanford 64-48. Incredible defensive pressure by UT forced 25 Cardinal turnovers which the Big Orange converted into 26 points.

"They came out with a great mentality to play hard, especially on the defensive end," Pat Summitt said. "On offense, we got more people involved, but it was our defense that got it done."

Tennessee standout Candace Parker, despite playing with a dislocated shoulder, scored 17 points and grabbed nine rebounds to help the Lady Vols capture their second straight championship, but unlike earlier games in the tournament when she had to carry the Lady Vols, her supporting cast came through. Shannon Bobbitt scored 13 points and Nicky Anosike added 12 points, eight rebounds and six steals for the Lady Vols. Freshman Vicki Vaughn had eight points before tearing her ACL in the second half.

Bobbitt scored all of her points in the first half as the Lady Vols jumped out to a 37-29 advantage. Trailing by one early, Tennessee used a 13-4 run to take a 17-9 lead midway through the half. Bobbitt hit two three-pointers and made a nifty layup to cap the spurt. The teams traded baskets before two free throws by Bobbitt gave the Lady Vols a 35-25 lead — their biggest of the half.

Parker didn't shoot nearly as many jumpers as usual, instead taking the ball to the basket on an array of moves. She converted one steal in the second half into a pretty layup that gave the Lady Vols a 10-point advantage. She then followed it up with a three-point play on a driving layup. The Cardinal, who had a season low for points, would get no closer than eight the rest of the way. With the game in hand and a minute left, Parker went to the Tennessee bench for the final time, holding up four fingers on each hand to signify the eight titles the Lady Vols have won.

"One is disputable, but two, you can't stumble onto two national championships, so we're pretty good," Parker said.

### 2007 TITLE GAME STATISTICS

April 3, 2007 • Cleveland, Ohio • Quicken Loans Arena

Rutgers	REB												S	MIN
	FG-FGA	3FG-FGA	FT-FTA	OF	DE	TOT	PF	TP	A	TO	BLK			
CARSON*	4-11	0-3	0-3	1	5	6	4	8	1	2	0	0	0	40
ZURICH*	2-6	0-0	0-0	0	1	1	3	4	0	0	1	1	23	
VAUGHN*	9-15	0-0	2-3	7	3	10	2	20	2	4	1	3	34	
PRICE**	0-0	0-0	2-4	1	2	3	4	2	2	4	0	0	26	
AJAVON*	3-9	2-5	0-0	0	4	4	5	8	1	5	0	1	37	
JERNIGAN*	0-0	0-0	0-0	0	0	0	0	0	0	0	0	0	1	
ADAMS	0-0	0-0	0-0	0	0	0	0	0	0	0	0	0	1	
McCURDY	1-3	0-0	0-0	0	1	1	3	2	0	2	0	1	17	
RAY	0-3	0-2	0-0	1	1	2	0	0	0	0	0	0	15	
JUNAID	1-2	0-0	0-0	1	2	3	1	2	0	1	0	1	6	
TEAM					4	4				1				
<b>Totals</b>	<b>20-49</b>	<b>2-10</b>	<b>4-10</b>	<b>14</b>	<b>24</b>	<b>34</b>	<b>22</b>	<b>46</b>	<b>6</b>	<b>18</b>	<b>3</b>	<b>6</b>	<b>200</b>	

TOTAL FG%	1st Half: 8-21 38.1%	2nd Half: 12-28 42.9%	Game: 40.8%	D-BALL
3-Pt. FG%	1st Half: 1-3 33.3%	2nd Half: 1-7 14.3%	Game: 20.0%	REB
F Throw %	1st Half: 1-2 50.0%	2nd Half: 3-8 37.5%	Game: 40.0%	3

Tennessee	REB												S	MIN
	FG-FGA	3FG-FGA	FT-FTA	OF	DE	TOT	PF	TP	A	TO	BLK			
SPENCER*	4-12	1-4	2-2	2	0	2	4	11	2	0	0	0	36	
PARKER*	5-15	0-0	7-10	2	5	7	3	17	3	2	0	0	39	
ANOSIKE*	2-9	0-0	0-5	10	6	16	2	4	2	1	0	1	34	
BOBBITT*	4-9	4-8	1-2	2	1	3	1	13	0	1	0	3	32	
HORNBUCKLE*	2-8	0-3	0-0	3	4	7	2	4	1	7	0	2	37	
REDDING	0-0	0-0	0-0	0	0	0	0	0	0	0	0	0	1	
AUGUSTE	3-5	0-0	4-4	4	1	5	1	10	1	0	0	1	15	
FULLER	0-0	0-0	0-0	0	0	0	0	0	1	0	0	0	6	
TEAM					2	2								
<b>Totals</b>	<b>20-58</b>	<b>5-15</b>	<b>14-23</b>	<b>24</b>	<b>18</b>	<b>42</b>	<b>13</b>	<b>59</b>	<b>9</b>	<b>12</b>	<b>0</b>	<b>7</b>	<b>200</b>	

TOTAL FG%	1st Half: 11-30 36.7%	2nd Half: 9-28 32.1%	Game: 34.5%	D-BALL
3-Pt. FG%	1st Half: 2-6 33.3%	2nd Half: 3-9 33.3%	Game: 33.3%	REB
F Throw %	1st Half: 5-9 55.6%	2nd Half: 9-14 64.3%	Game: 60.9%	3

Attendance: 20,704; Halftime: Tennessee 29, Rutgers 28; Officials: Lisa Mattingly, Tina Napier, Michael Price; Semifinals: Rutgers 59, LSU 35; Tennessee 56, North Carolina 50

### 2008 TITLE GAME STATISTICS

April 8, 2008 • Tampa, Fla. • St. Pete Times Forum

Stanford	REB												S	MIN
	FG-FGA	3FG-FGA	FT-FTA	OF	DE	TOT	PF	TP	A	TO	BLK			
PEDERSEN	2-7	0-2	3-4	2	8	10	4	7	0	2	0	0	37	
APPEL	6-13	0-0	4-10	3	2	5	5	16	3	4	0	1	36	
HONES	2-5	1-2	0-0	0	2	2	2	5	3	4	0	0	34	
WIGGINS	6-16	2-5	0-0	1	3	4	3	14	1	6	0	4	39	
GOLD-ONWUDE	1-2	0-0	0-0	0	3	3	2	2	0	4	0	1	16	
PIERCE	0-0	0-0	0-0	0	0	0	0	0	0	0	0	0	2	
DONAGHE	0-0	0-0	0-0	0	0	0	0	0	0	0	0	0	0+	
POHLEN	0-2	0-1	0-0	0	1	1	1	1	0	1	0	0	11	
CIMINO	0-0	0-0	0-0	0	0	0	0	0	0	0	0	0	0+	
CLYBURN	0-1	0-1	0-0	0	0	0	0	0	0	0	0	0	1	
HARMON	2-3	0-0	0-0	2	2	4	4	4	1	3	0	1	24	
TEAM					3	4				1				
<b>Totals</b>	<b>19-49</b>	<b>3-11</b>	<b>7-14</b>	<b>11</b>	<b>25</b>	<b>36</b>	<b>21</b>	<b>48</b>	<b>8</b>	<b>25</b>	<b>0</b>	<b>7</b>	<b>200</b>	

TOTAL FG%	1st Half: 12-25 48.0%	2nd Half: 7-24 29.2%	Game: 38.8%	DEADBALL
3-Pt. FG%	1st Half: 3-5 60.0%	2nd Half: 0-6 0.0%	Game: 27.3%	REB
F Throw %	1st Half: 2-4 50.0%	2nd Half: 5-10 50.0%	Game: 50.0%	2

Tennessee	REB												S	MIN
	FG-FGA	3FG-FGA	FT-FTA	OF	DE	TOT	PF	TP	A	TO	BLK			
PARKER	5-10	0-0	7-11	1	8	9	2	17	1	4	1	4	37	
AUGUSTE	3-7	0-0	1-2	3	4	7	4	7	2	3	0	1	39	
ANOSIKE*	6-11	0-0	0-1	3	5	8	3	12	0	2	1	6	29	
BOBBITT*	4-12	3-8	2-2	0	0	0	0	13	0	3	0	0	37	
HORNBUCKLE	1-7	0-0	4-5	0	1	1	3	6	3	2	0	1	28	
BJORKLUND	0-5	0-1	0-0	1	0	1	0	0	0	0	0	1	15	
SMALLBONE	0-0	0-0	1-2	0	1	1	0	1	0	0	0	0	1	
BAUGH	3-4	0-0	2-2	3	1	4	2	8	0	0	0	0	13	
FULLER	0-0	0-0	0-0	0	0	0	0	0	0	0	0	0	1	
TEAM					3	4				7				
<b>Totals</b>	<b>22-56</b>	<b>3-9</b>	<b>17-25</b>	<b>14</b>	<b>24</b>	<b>38</b>	<b>14</b>	<b>64</b>	<b>6</b>	<b>14</b>	<b>2</b>	<b>13</b>	<b>200</b>	

TOTAL FG%	1st Half: 13-29 44.8%	2nd Half: 9-27 33.3%	Game: 39.3%	D-BALL
3-Pt. FG%	1st Half: 3-6 50.0%	2nd Half: 0-3 0.0%	Game: 33.3%	REB
F Throw %	1st Half: 8-11 72.7%	2nd Half: 9-14 64.3%	Game: 68.0%	3

Attendance: 21,655; Halftime: Tennessee 37, Stanford 29; Officials: Dee Kantner, Eric Brewton, Denise Brooks; Semifinals: Stanford 82, Connecticut 73; Tennessee 47, LSU 46





UNIVERSITY OF MISSISSIPPI  
MISSISSIPPI STATE UNIVERSITY  
UNIVERSITY OF MISSOURI  
SOUTH CAROLINA

**SEC**

## 2013 FINAL SEC TEAM STATISTICS

### STANDINGS

TEAM	SEC	PCT.	ALL	PCT.
<b>TENNESSEE</b>	<b>14-2</b>	<b>.875</b>	<b>27-8</b>	<b>.771</b>
Kentucky	13-3	.813	30-6	.833
Georgia	12-4	.750	28-7	.800
Texas A&M	11-5	.688	25-10	.714
South Carolina	11-5	.688	25-8	.758
LSU	10-6	.625	22-12	.647
Vanderbilt	9-7	.563	21-12	.636
Florida	6-10	.375	22-15	.595
Missouri	6-10	.375	17-15	.531
Arkansas	6-10	.375	20-13	.606
Auburn	5-11	.313	19-15	.559
Mississippi State	5-11	.313	13-17	.433
Ole Miss	2-14	.125	9-20	.310
Alabama	2-14	.125	13-18	.419

### SCORING OFFENSE

TEAM	G	RECORD	PTS	AVG/G
<b>TENNESSEE</b>	<b>35</b>	<b>27-8</b>	<b>2717</b>	<b>77.6</b>
Kentucky	36	30-6	2713	75.4
Florida	37	22-15	2611	70.6
Texas A&M	35	25-10	2445	69.9
LSU	34	22-12	2346	69.0
Arkansas	33	20-13	2189	66.3
Georgia	35	28-7	2320	66.3
Auburn	34	19-15	2246	66.1
Vanderbilt	33	21-12	2168	65.7
Missouri	32	17-15	2100	65.6
Alabama	31	13-18	2013	64.9
Ole Miss	29	9-20	1877	64.7
South Carolina	33	25-8	2024	61.3
Mississippi State	30	13-17	1656	55.2

### SCORING DEFENSE

TEAM	G	PTS	AVG/G
South Carolina	33	1660	50.3
Georgia	35	1885	53.9
Arkansas	33	1879	56.9
Texas A&M	35	2021	57.7
Kentucky	36	2083	57.9
Vanderbilt	33	1934	58.6
Auburn	34	2070	60.9
Mississippi State	30	1869	62.3
Missouri	32	2011	62.8
LSU	34	2169	63.8
<b>TENNESSEE</b>	<b>35</b>	<b>2237</b>	<b>63.9</b>
Florida	37	2411	65.2
Alabama	31	2169	70.0
Ole Miss	29	2090	72.1

### SCORING MARGIN

TEAM	G	OFF	DEF	MARGIN
Kentucky	36	75.4	57.9	+17.5
<b>TENNESSEE</b>	<b>35</b>	<b>77.6</b>	<b>63.9</b>	<b>+13.7</b>
Georgia	35	66.3	53.9	+12.4
Texas A&M	35	69.9	57.7	+12.1
South Carolina	33	61.3	50.3	+11.0
Arkansas	33	66.3	56.9	+9.4
Vanderbilt	33	65.7	58.6	+7.1
Florida	37	70.6	65.2	+5.4
LSU	34	69.0	63.8	+5.2
Auburn	34	66.1	60.9	+5.2
Missouri	32	65.6	62.8	+2.8
Alabama	31	64.9	70.0	-5.0
Mississippi State	30	55.2	62.3	-7.1
Ole Miss	29	64.7	72.1	-7.3

### FIELD GOAL PCT.

TEAM	G	FG	FGA	PCT
Texas A&M	35	974	2133	.457
<b>TENNESSEE</b>	<b>35</b>	<b>1007</b>	<b>2244</b>	<b>.449</b>
Florida	37	995	2303	.432
LSU	34	864	2011	.430
Vanderbilt	33	780	1832	.426
Auburn	34	883	2075	.426

Kentucky	36	1001	2392	.418
Missouri	32	763	1833	.416
Arkansas	33	802	1992	.403
Georgia	35	872	2188	.399
South Carolina	33	733	1879	.390
Mississippi State	30	599	1645	.364
Ole Miss	29	664	1862	.357
Alabama	31	724	2134	.339

### FIELD GOAL PCT. DEFENSE

TEAM	G	FG	FGA	PCT
South Carolina	33	611	1724	.354
Arkansas	33	673	1863	.361
Georgia	35	711	1959	.363
Auburn	34	720	1922	.375
Missouri	32	713	1901	.375
<b>TENNESSEE</b>	<b>35</b>	<b>856</b>	<b>2277</b>	<b>.376</b>
Mississippi State	30	645	1708	.378
Texas A&M	35	784	2073	.378
Vanderbilt	33	728	1897	.384
LSU	34	797	2054	.388
Florida	37	871	2231	.390
Kentucky	36	757	1907	.397
Alabama	31	785	1936	.405
Ole Miss	29	804	1795	.448

### 3-POINT FG PCT.

TEAM	G	3FG	3FGA	PCT
<b>TENNESSEE</b>	<b>35</b>	<b>178</b>	<b>502</b>	<b>.355</b>
Texas A&M	35	114	323	.353
Vanderbilt	33	161	472	.341
Missouri	32	263	781	.337
Kentucky	36	240	731	.328
Florida	37	181	552	.328
Auburn	34	122	388	.314
Mississippi State	30	94	312	.301
Arkansas	33	163	549	.297
LSU	34	111	384	.289
Ole Miss	29	145	512	.283
Georgia	35	163	584	.279
Alabama	31	171	667	.256
South Carolina	33	112	442	.253

### FREE THROW PCT.

TEAM	G	FT	FTA	PCT
<b>TENNESSEE</b>	<b>35</b>	<b>525</b>	<b>692</b>	<b>.759</b>
Vanderbilt	33	447	623	.717
LSU	34	507	714	.710
Mississippi State	30	364	515	.707
Kentucky	36	471	672	.701
Ole Miss	29	404	578	.699
Missouri	32	311	455	.684
Texas A&M	35	383	562	.687
Arkansas	33	422	621	.680
Georgia	35	413	620	.666
Florida	37	440	665	.662
Auburn	34	358	569	.629
Alabama	31	394	632	.623
South Carolina	33	446	791	.564

### REBOUNDING MARGIN

TEAM	G	TEAM	AVG	OPP	AVG	MAR
South Carolina	33	1387	42.0	1084	32.8	+9.2
<b>TENNESSEE</b>	<b>35</b>	<b>1515</b>	<b>43.3</b>	<b>1310</b>	<b>37.4</b>	<b>+5.9</b>
Vanderbilt	33	1280	38.8	1106	33.5	+5.3
Texas A&M	35	1381	39.5	1223	34.9	+4.5
Georgia	35	1434	41.0	1317	37.6	+3.3
Kentucky	36	1410	39.2	1292	35.9	+3.3
Florida	37	1493	40.4	1376	37.2	+3.2
Arkansas	33	1294	39.2	1233	37.4	+1.8
Missouri	32	1241	38.8	1183	37.0	+1.8
Auburn	34	1311	38.6	1252	36.8	+1.7
LSU	34	1319	38.8	1281	37.7	+1.1
Ole Miss	29	1156	39.9	1213	41.8	-2.0
Mississippi State	30	1102	36.7	1180	39.3	-2.6
Alabama	31	1229	39.6	1543	49.8	-10.1

# 2013 FINAL SEC TEAM STATISTICS

## BLOCKED SHOTS

TEAM	G	NO	AVG/G
Mississippi State	30	153	5.10
Kentucky	36	181	5.03
LSU	34	170	5.00
Auburn	34	154	4.53
<b>TENNESSEE</b>	<b>35</b>	<b>143</b>	<b>4.09</b>
Florida	37	147	3.97
Arkansas	33	131	3.97
Alabama	31	115	3.71
South Carolina	33	119	3.61
Texas A&M	35	123	3.51
Vanderbilt	33	111	3.36
Georgia	35	108	3.09
Ole Miss	29	73	2.52
Missouri	32	75	2.34

## ASSISTS

TEAM	G	NO	AVG/G
Texas A&M	35	594	16.97
Auburn	34	531	15.62
Missouri	32	492	15.38
Arkansas	33	496	15.03
Vanderbilt	33	492	14.91
<b>TENNESSEE</b>	<b>35</b>	<b>512</b>	<b>14.63</b>

Georgia	35	493	14.09
LSU	34	469	13.79
Kentucky	36	475	13.19
Florida	37	482	13.03
Ole Miss	29	349	12.03
Alabama	31	352	11.35
Mississippi State	30	334	11.13
South Carolina	33	351	10.64

## STEALS

TEAM	G	NO	AVG/G
Kentucky	36	429	11.92
Auburn	34	402	11.82
Alabama	31	334	10.77
Georgia	35	377	10.77
Arkansas	33	312	9.45
Ole Miss	29	263	9.07
<b>TENNESSEE</b>	<b>35</b>	<b>312</b>	<b>8.91</b>
Florida	37	329	8.89
LSU	34	301	8.85
Texas A&M	35	307	8.77
South Carolina	33	288	8.73
Mississippi State	30	226	7.53
Missouri	32	213	6.66
Vanderbilt	33	210	6.36

# 2013 FINAL SEC INDIVIDUAL STATISTICS

## POINTS

PLAYER-TEAM	G	FG	3FG	FT	PTS	AVG/G
Theresa Plaisance-LS	34	207	24	139	577	17.0
<b>Meighan Simmons-UT</b>	<b>35</b>	<b>217</b>	<b>69</b>	<b>86</b>	<b>589</b>	<b>16.8</b>
Tiffany Clarke-VU	33	208	0	133	549	16.6
Kelsey Bone-TAMU	35	244	3	91	582	16.6
A'Dia Mathies-UK	36	207	73	92	579	16.1
Adrienne Webb-LS	33	176	45	86	483	14.6
Tyrese Tanner-AU	34	184	6	108	482	14.2
Hasina Muhammad-AU	34	198	5	74	475	14.0
Bri Kulas-MO	32	154	40	92	440	13.8
Christina Foggie-VU	27	124	62	52	362	13.4

## REBOUNDS

PLAYER-TEAM	G	OFF	DEF	TOT	AVG/G
Martha Alwal-MS	30	92	200	292	9.7
Kelsey Bone-TAMU	35	111	215	326	9.3
Tiffany Clarke-VU	33	100	179	279	8.5
Theresa Plaisance-LS	34	102	180	282	8.3
Samarie Walker-UK	36	113	180	293	8.1
Ashley Bruner-SC	33	106	161	267	8.1
<b>Bashaara Graves-UT</b>	<b>35</b>	<b>120</b>	<b>161</b>	<b>281</b>	<b>8.0</b>
Aleighsa Welch-SC	33	131	124	255	7.7
Jennifer George-UF	35	83	181	264	7.5
Kristi Bellock-TAMU	35	92	166	258	7.4

## FIELD GOAL PCT. (min 5.0 FGM per game)

PLAYER-TEAM	G	FG	FGA	PCT
Kelsey Bone-TAMU	35	244	431	.566
Jasmine Hassell-UG	35	180	339	.531
Tiffany Clarke-VU	33	208	404	.515
Denesha Stallworth-UK	35	181	374	.484
Adrienne Webb-LS	33	176	397	.443
Theresa Plaisance-LS	34	207	474	.437
A'Dia Mathies-UK	36	207	487	.425
Hasina Muhammad-AU	34	198	468	.423
Tyrese Tanner-AU	34	184	442	.416
<b>Meighan Simmons-UT</b>	<b>35</b>	<b>217</b>	<b>527</b>	<b>.412</b>

## 3-POINT FG PCT. (min 2.0 3FGM per game)

PLAYER-TEAM	G	3FG	3FGA	PCT
A'Dia Mathies-UK	36	73	173	.422
Morgan Eye-MO	32	112	269	.416
Christina Foggie-VU	27	62	189	.328
Shafontaye Myers-UA	31	80	287	.279

## FREE THROW PCT.

PLAYER-TEAM	G	FT	FTA	PCT
Adrienne Webb-LS	33	86	107	.804
Martha Alwal-MS	30	97	123	.789
Sarah Watkins-AR	33	101	129	.783
Jaterra Bonds-UF	37	140	181	.773
Tyrese Tanner-AU	34	108	140	.771
A'Dia Mathies-UK	36	92	122	.754
Diara Moore-UM	27	84	112	.750
Valencia McFarland-UM	29	76	103	.738
Bri Kulas-MO	32	92	126	.730
Theresa Plaisance-LS	34	139	191	.728

## ASSISTS

PLAYER-TEAM	G	ASSISTS	AVG/G
Calli Berna-AR	33	208	6.30
Najat Ouradad-AU	31	178	5.74
Valencia McFarland-UM	29	155	5.34
Jasmine Lister-VU	33	168	5.09
Lianna Doty-MO	32	151	4.72
<b>Ariel Massengale-UT</b>	<b>35</b>	<b>158</b>	<b>4.51</b>
Adrienne Pratcher-TAMU	35	152	4.34
Jeanne Kenney-LS	32	137	4.28
Sydney Moss-UF	37	143	3.86
Jasmine James-UG	35	133	3.80

## STEALS

PLAYER-TEAM	GP	STEALS	AVG/G
Danielle Ballard-LS	34	100	2.94
leasia Walker-SC	33	90	2.73
Najat Ouradad-AU	31	81	2.61
Valencia McFarland-UM	29	71	2.45
Shacobia Barbee-UG	35	85	2.43
Hasina Muhammad-AU	34	82	2.41
Jasmine James-UG	35	81	2.31
Daisha Simmons-UA	31	66	2.13
Calli Berna-AR	33	69	2.09
Tyrese Tanner-AU	34	69	2.03

## BLOCKED SHOTS

PLAYER-TEAM	G	BLOCKS	AVG/G
Martha Alwal-MS	30	78	2.60
Theresa Plaisance-LS	34	85	2.50
Jennifer George-UF	35	56	1.60
Samarie Walker-UK	36	56	1.56
Denesha Stallworth-UK	35	52	1.49
Tiffany Clarke-VU	33	47	1.42
Sherise Williams-MS	25	33	1.32

GENERAL

STAFF

PLAYERS

REVIEW

HISTORY

FACILITIES

NCAA

SEC

RECORDS

MEDIA INFO



# TENNESSEE AT THE TOP OF THE SEC (33 TITLES)

## 17 REGULAR SEASON & 16 TOURNAMENT CHAMPIONSHIPS

Year	Champion	SEC	Overall	Coach	Tournament Champion (Site)	Coach
1980*	<b>TENNESSEE</b>		33-5	Pat Head	<b>TENNESSEE</b> (Knoxville, Tenn.)	Pat Head
1981	Auburn		26-7	Joe Ciampi	Auburn (Baton Rouge, La.)	Joe Ciampi
1982	Kentucky		24-8	Terry Hall	Kentucky (Lexington, Ky.)	Terry Hall
1983	Georgia	4-4	27-7	Andy Landers	Georgia (Athens, Ga.)	Andy Landers
1984	Georgia	7-1	30-3	Andy Landers	Georgia (Athens, Ga.)	Andy Landers
1985*	<b>TENNESSEE</b>	4-4	22-10	Pat Summitt	<b>TENNESSEE</b> (Oxford, Miss.)	Pat Summitt
1986	Georgia	9-0	30-2	Andy Landers	Georgia (Athens, Ga.)	Andy Landers
1987	Auburn	8-1	31-2	Joe Ciampi	Auburn (Albany, Ga.)	Joe Ciampi
1988	Auburn	9-0	32-3	Joe Ciampi	<b>TENNESSEE</b> (Albany, Ga.)	Pat Summitt
1989	Auburn	9-0	32-2	Joe Ciampi	<b>TENNESSEE</b> (Albany, Ga.)	Pat Summitt
1990	<b>TENNESSEE</b>	8-1	27-6	Pat Summitt	Auburn (Albany, Ga.)	Joe Ciampi
1991	Georgia	9-0	28-4	Andy Landers	LSU (Albany, Ga.)	Sue Gunter
1992	Mississippi	11-0	29-3	Van Chancellor	<b>TENNESSEE</b> (Albany, Ga.)	Pat Summitt
1993	<b>TENNESSEE</b>	11-0	29-3	Pat Summitt	Vanderbilt (Chattanooga, Tenn.)	Jim Foster
1994*	<b>TENNESSEE</b>	11-0	31-2	Pat Summitt	<b>TENNESSEE</b> (Chattanooga, Tenn.)	Pat Summitt
1995	<b>TENNESSEE</b>	11-0	34-3	Pat Summitt	Vanderbilt (Chattanooga, Tenn.)	Jim Foster
1996	Georgia	10-1	28-5	Andy Landers	<b>TENNESSEE</b> (Chattanooga, Tenn.)	Pat Summitt
1997	Georgia	11-1	25-6	Andy Landers	Auburn (Chattanooga, Tenn.)	Joe Ciampi
1998*	<b>TENNESSEE</b>	14-0	39-0	Pat Summitt	<b>TENNESSEE</b> (Columbus, Ga.)	Pat Summitt
1999*	<b>TENNESSEE</b>	13-1	31-3	Pat Summitt	<b>TENNESSEE</b> (Chattanooga, Tenn.)	Pat Summitt
2000*	<b>TENNESSEE</b>	13-1	33-4	Pat Summitt	<b>TENNESSEE</b> (Chattanooga, Tenn.)	Pat Summitt
	*Georgia	13-1	32-4	Andy Landers		
2001	<b>TENNESSEE</b>	14-0	31-3	Pat Summitt	Georgia (Memphis, Tenn.)	Andy Landers
2002	<b>TENNESSEE</b>	13-1	29-5	Pat Summitt	Vanderbilt (Nashville, Tenn.)	Jim Foster
2003	<b>TENNESSEE</b>	14-0	33-5	Pat Summitt	LSU (North Little Rock, Ark.)	Sue Gunter
2004	<b>TENNESSEE</b>	14-0	31-4	Pat Summitt	Vanderbilt (Nashville, Tenn.)	Melanie Balcomb
2005	LSU	14-0	33-3	Pokey Chatman	<b>TENNESSEE</b> (Greenville, S.C.)	Pat Summitt
2006	LSU	13-1	31-4	Pokey Chatman	<b>TENNESSEE</b> (North Little Rock, Ark.)	Pat Summitt
2007	<b>TENNESSEE</b>	14-0	34-3	Pat Summitt	Vanderbilt (Duluth, Ga.)	Melanie Balcomb
2008	LSU	14-0	31-6	Nell Fortner	<b>TENNESSEE</b> (Nashville, Tenn.)	Pat Summitt
2009	Auburn	12-2	30-4	Van Chancellor	Vanderbilt (North Little Rock, Ark.)	Melanie Balcomb
2010*	<b>TENNESSEE</b>	15-1	32-3	Pat Summitt	<b>TENNESSEE</b> (Duluth, Ga.)	Pat Summitt
2011*	<b>TENNESSEE</b>	16-0	34-3	Pat Summitt	<b>TENNESSEE</b> (Nashville, Tenn.)	Pat Summitt
2012	Kentucky	13-3	28-7	Matthew Mitchell	<b>TENNESSEE</b> (Nashville, Tenn.)	Pat Summitt
2013	<b>TENNESSEE</b>	14-2	27-8	Holly Warlick	Texas A&M (Duluth, Ga.)	Gary Blair

\* tied for regular season championship ^ Swept SEC regular season and tournament titles (eight times)

### SEC TOURNAMENT RECORDS (1980-2013)

Team	Year	Won	Lost	Pct.	Titles
Texas A&M	1	3	0	1.000	1
<b>TENNESSEE</b>	<b>34</b>	<b>70</b>	<b>18</b>	<b>.795</b>	<b>16</b>
Vanderbilt	34	45	28	.616	6
Georgia	34	44	30	.595	4
Auburn	34	34	32	.515	4
LSU	34	32	33	.492	2
Kentucky	34	27	35	.435	1
Ole Miss	33	25	33	.431	0
Alabama	34	25	34	.424	0
Florida	34	18	34	.346	0
Arkansas	22	10	22	.313	0
Mississippi State	34	14	34	.292	0
South Carolina	22	7	22	.241	0
Missouri	1	0	1	.000	0

### ALL-TIME RECORDS

(According to Schools' Media Guides)

Team	Year	Won	Lost	Pct.
<b>TENNESSEE</b>	<b>68</b>	<b>1218</b>	<b>273</b>	<b>.817</b>
Georgia	40	860	360	.705
LSU	38	819	381	.683
Auburn	43	830	393	.679
Vanderbilt	36	760	370	.673
Ole Miss	39	753	439	.632
Arkansas	37	672	424	.613
Kentucky	39	686	477	.590
South Carolina	39	672	495	.576
Alabama	39	658	497	.570
Missouri	38	656	498	.568
Florida	39	651	496	.568
Texas A&M	38	663	530	.556
Mississippi State	39	540	576	.484

### ALL-TIME SEC STANDINGS

(Regular-Season Games Only, 1983-2013)

Team	Won	Lost	Pct.	Titles
<b>TENNESSEE</b>	<b>331</b>	<b>46</b>	<b>.880</b>	<b>17</b>
Texas A&M	11	5	.688	0
Georgia	256	121	.679	7
LSU	230	147	.610	3
Vanderbilt	218	159	.578	0
Auburn	197	180	.523	5
Florida	170	207	.451	0
Ole Miss	164	213	.435	1
Kentucky	158	219	.419	2
Missouri	6	10	.375	0
Arkansas	11	188	.371	0
Alabama	134	243	.355	0
South Carolina	102	197	.341	0
Mississippi State	117	260	.310	0

## SERIES RECORDS /// THROUGH 2012-13 SEASON

	UA	AR	AU	UF	UG	UK	LSU	UM	MSU	MO	USC	UT	TAMU	VU
<b>UA</b>		14-17	35-42	29-22	9-36	16-23	16-35	20-32	35-16	1-3	15-17	2-46	0-1	11-29
<b>AR</b>	17-14		12-19	8-22	4-28	13-17	13-29	13-23	18-13	7-4	18-9	2-24	20-4	6-21
<b>AU</b>	43-35	18-12		33-18	16-25	25-17	29-19	31-22	33-16	3-1	21-16	10-38	0-3	16-27
<b>UF</b>	24-29	22-8	18-32		14-48	22-25	12-24	18-14	23-18	0-1	21-11	3-46	0-2	19-32
<b>UG</b>	36-9	28-4	25-16	48-14		35-14	22-18	30-11	26-13	3-1	33-7	15-44	0-2	32-25
<b>UK</b>	23-16	17-13	17-25	25-22	14-35		11-31	14-20	22-17	2-1	31-19	9-49	2-1	19-27
<b>LSU</b>	35-16	29-13	19-29	24-12	17-23	31-11		29-21	44-7	3-2	22-5	12-44	8-5	18-23
<b>UM</b>	33-20	23-13	22-31	14-18	11-30	20-14	21-29		62-23	1-1	18-15	7-40	1-2	15-28
<b>MSU</b>	16-35	13-18	16-33	18-23	13-26	17-22	6-45	23-62		1-1	16-13	0-34	0-1	14-35
<b>MO</b>	3-1	4-7	1-3	1-0	1-3	1-2	2-3	1-1	0-1		1-1	1-4	7-13	0-2
<b>USC</b>	18-15	10-17	16-21	12-20	7-33	19-31	5-22	16-17	13-16	1-1		2-44	0-2	9-21
<b>UT</b>	46-2	24-2	38-10	46-3	45-15	49-9	44-12	40-7	34-0	4-1	46-3		3-1	62-8
<b>TAMU</b>	1-0	4-20	3-0	2-0	2-0	1-2	5-8	2-1	2-0	13-7	2-0	1-3		1-3
<b>VU</b>	29-11	21-6	27-16	32-19	25-32	27-19	23-18	28-15	35-14	2-0	21-9	8-61	3-1	

# TENNESSEE'S SEC TOURNAMENT HISTORY

**1980 SEC TOURNAMENT** **KNOXVILLE, TENNESSEE**  
 SECOND ROUND: Tennessee def. Florida, 118-44 (2-8-80)  
 SEMIFINALS: Tennessee def. Auburn, 72-61 (2-9-80)  
 FINALS: **Tennessee def. Mississippi, 85-71 (2-10-80)**

**1981 SEC TOURNAMENT** **BATON ROUGE, LOUISIANA**  
 SECOND ROUND: Alabama def. Tennessee, 77-71 (1-30-81)

**1982 SEC TOURNAMENT** **LEXINGTON, KENTUCKY**  
 SECOND ROUND: Tennessee def. Vanderbilt, 80-75 (2-26-82)  
 SEMIFINALS: Tennessee def. Georgia, 55-44 (2-27-82)  
 FINALS: Kentucky def. Tennessee, 80-74 (2-28-82)

**1983 SEC TOURNAMENT** **KNOXVILLE, TENNESSEE**  
 SECOND ROUND: Tennessee def. Alabama, 91-73 (3-4-83)  
 SEMIFINALS: Georgia def. Tennessee, 71-65 (3-5-83)  
 CONSO-FINALS: Tennessee def. Auburn, 83-75 (3-6-83)

**1984 SEC TOURNAMENT** **ATHENS, GEORGIA**  
 SECOND ROUND: Alabama def. Tennessee, 85-66 (3-3-84)

**1985 SEC TOURNAMENT** **OXFORD, MISSISSIPPI**  
 SECOND ROUND: Tennessee def. Louisiana State, 85-78 (2-27-85)  
 SEMIFINALS: Tennessee def. Ole Miss, 79-71 (3-3-85)  
 FINALS: **Tennessee def. Auburn, 63-60 (3-4-85)**

**1986 SEC TOURNAMENT** **ATHENS, GEORGIA**  
 SECOND ROUND: Mississippi def. Tennessee, 83-78 (2-28-86)

**1987 SEC TOURNAMENT** **ALBANY, GEORGIA**  
 SECOND ROUND: Tennessee def. Louisiana State, 64-63 (3-5-87)  
 SEMIFINALS: Auburn def. Tennessee, 102-96 (3-6-87)

**1988 SEC TOURNAMENT** **ALBANY, GEORGIA**  
 SECOND ROUND: Tennessee def. Kentucky, 100-66 (3-5-88)  
 SEMIFINALS: Tennessee def. Georgia, 82-76 (3-6-88)  
 FINALS: **Tennessee def. Auburn, 73-70 (3-7-88)**

**1989 SEC TOURNAMENT** **ALBANY, GEORGIA**  
 SECOND ROUND: Tennessee def. Alabama, 89-61 (3-4-89)  
 SEMIFINALS: Tennessee def. Mississippi, 82-60 (3-5-89)  
 FINALS: **Tennessee def. Auburn, 66-51 (3-6-89)**

**1990 SEC TOURNAMENT** **ALBANY, GEORGIA**  
 SECOND ROUND: Tennessee def. Florida, 81-56 (3-3-90)  
 SEMIFINALS: Tennessee def. Georgia, 73-54 (3-4-90)  
 FINALS: Auburn def. Tennessee, 78-77 (3-5-90)

**1991 SEC TOURNAMENT** **ALBANY, GEORGIA**  
 SECOND ROUND: Tennessee def. Vanderbilt, 62-60 (3-2-91)  
 SEMIFINALS: Tennessee def. Auburn, 70-62 (3-3-91)  
 FINALS: Louisiana State def. Tennessee, 80-75 (3-4-91)

**1992 SEC TOURNAMENT** **ALBANY, GEORGIA**  
 SECOND ROUND: Tennessee def. Louisiana State, 70-65 (3-7-92)  
 SEMIFINALS: Tennessee def. Kentucky, 90-84 (3-8-92)  
 FINALS: **Tennessee def. Georgia, 73-66 (3-9-92)**

**1993 SEC TOURNAMENT** **CHATTANOOGA, TENNESSEE**  
 SECOND ROUND: Georgia def. Tennessee, 73-72 (3-6-93)

**1994 SEC TOURNAMENT** **CHATTANOOGA, TENNESSEE**  
 SECOND ROUND: Tennessee def. Georgia, 86-72 (3-5-94)  
 SEMIFINALS: Tennessee def. Alabama, 72-56 (3-6-94)  
 FINALS: **Tennessee def. Vanderbilt, 82-57 (3-7-94)**

**1995 SEC TOURNAMENT** **CHATTANOOGA, TENNESSEE**  
 SECOND ROUND: Tennessee def. Kentucky, 74-62 (3-4-95)  
 SEMIFINALS: Tennessee def. Alabama, 84-70 (3-5-95)  
 FINALS: Vanderbilt def. Tennessee, 67-61 (3-6-95)

**1996 SEC TOURNAMENT** **CHATTANOOGA, TENNESSEE**  
 SECOND ROUND: Tennessee def. Mississippi, 73-51 (3-2-96)  
 SEMIFINALS: Tennessee def. Florida, 74-63 (3-3-96)  
 FINALS: **Tennessee def. Alabama, 64-60 (3-4-96)**

**1997 SEC TOURNAMENT** **CHATTANOOGA, TENNESSEE**  
 FIRST ROUND: Tennessee def. South Carolina, 75-48 (2-28-97)  
 SECOND ROUND: Tennessee def. LSU, 100-99 (OT) (3-1-97)  
 SEMIFINALS: Auburn def. Tennessee, 61-59 (3-2-97)

**1998 SEC TOURNAMENT** **COLUMBUS, GEORGIA**  
 SECOND ROUND: Tennessee def. Mississippi State, 88-60 (2-27-98)  
 SEMIFINALS: Tennessee def. Vanderbilt, 106-45 (2-28-98)  
 FINALS: **Tennessee def. Alabama, 67-63 (3-1-98)**

**1999 SEC TOURNAMENT** **CHATTANOOGA, TENNESSEE**  
 SECOND ROUND: Tennessee def. Florida, 92-80 (2-26-99)  
 SEMIFINALS: Tennessee def. Alabama, 80-69 (2-27-99)  
 FINALS: **Tennessee def. Georgia, 85-69 (2-28-99)**

**2000 SEC TOURNAMENT** **CHATTANOOGA, TENNESSEE**  
 SECOND ROUND: Tennessee def. Florida, 91-79 (3-3-00)  
 SEMIFINALS: Tennessee def. Vanderbilt, 61-53 (3-4-00)  
 FINALS: **Tennessee def. Mississippi State, 70-67 (3-5-00)**

**2001 SEC TOURNAMENT** **MEMPHIS, TENNESSEE**  
 SECOND ROUND: Tennessee def. Alabama, 82-52 (3-2-01)  
 SEMIFINALS: Vanderbilt def. Tennessee, 77-74 (3-3-01)

**2002 SEC TOURNAMENT** **NASHVILLE, TENNESSEE**  
 SECOND ROUND: Tennessee def. Georgia, 81-67 (3-1-02)  
 SEMIFINALS: Louisiana State def. Tennessee, 81-80 (3-2-02)

**2003 SEC TOURNAMENT** **NORTH LITTLE ROCK, ARKANSAS**  
 SECOND ROUND: Tennessee def. Auburn, 66-51 (3-7-03)  
 SEMIFINALS: Tennessee def. Mississippi State, 76-75 (3-8-03)  
 FINALS: Louisiana State def. Tennessee, 78-62 (3-9-03)

**2004 SEC TOURNAMENT** **NASHVILLE, TENNESSEE**  
 SECOND ROUND: Tennessee def. Mississippi State, 67-57 (3-5-04)  
 SEMIFINALS: Georgia def. Tennessee, 68-66 (OT) (3-6-04)

**2005 SEC TOURNAMENT** **GREENVILLE, SOUTH CAROLINA**  
 SECOND ROUND: Tennessee def. Auburn, 64-54 (3-4-05)  
 SEMIFINALS: Tennessee def. Vanderbilt, 76-73 (3-5-05)  
 FINALS: **Tennessee def. LSU, 67-65 (3-6-05)**

**2006 SEC TOURNAMENT** **NORTH LITTLE ROCK, ARKANSAS**  
 SECOND ROUND: Tennessee def. Auburn, 77-45 (3-3-06)  
 SEMIFINALS: Tennessee def. Georgia, 89-79 (3-4-06)  
 FINALS: **Tennessee def. LSU, 63-62 (3-5-06)**

**2007 SEC TOURNAMENT** **DULUTH, GEORGIA**  
 SECOND ROUND: Tennessee def. South Carolina, 81-63 (3-2-07)  
 SEMIFINALS: LSU def. Tennessee, 63-54 (3-3-07)

**2008 SEC TOURNAMENT** **NASHVILLE, TENNESSEE**  
 SECOND ROUND: Tennessee def. Florida, 92-61 (3-7-08)  
 SEMIFINALS: Tennessee def. Vanderbilt, 63-48 (3-8-08)  
 FINALS: **Tennessee def. LSU, 61-55 (3-9-08)**

**2009 SEC TOURNAMENT** **NORTH LITTLE ROCK, ARKANSAS**  
 FIRST ROUND: Tennessee def. Alabama, 68-49 (3-5-09)  
 SECOND ROUND: Tennessee def. Florida, 71-67 (3-6-09)  
 SEMIFINALS: Auburn def. Tennessee, 78-58 (3-7-09)

**2010 SEC TOURNAMENT** **DULUTH, GEORGIA**  
 SECOND ROUND: Tennessee def. Mississippi, 76-51 (3-5-10)  
 SEMIFINALS: Tennessee def. Vanderbilt, 68-49 (3-6-10)  
 FINALS: **Tennessee def. Kentucky, 70-62 (3-7-10)**

**2011 SEC TOURNAMENT** **NASHVILLE, TENNESSEE**  
 SECOND ROUND: Tennessee def. Florida 92-75 (3-4-11)  
 SEMIFINALS: Tennessee def. Georgia 82-58 (3-5-11)  
 FINALS: **Tennessee def. Kentucky 90-65 (3-6-11)**

**2012 SEC TOURNAMENT** **NASHVILLE, TENNESSEE**  
 SECOND ROUND: Tennessee def. Vanderbilt 68-57 (3-2-12)  
 SEMIFINALS: Tennessee def. South Carolina 74-58 (3-3-12)  
 FINALS: **Tennessee def. LSU 70-58 (3-4-12)**

**2013 SEC TOURNAMENT** **DULUTH, GEORGIA**  
 SECOND ROUND: Tennessee def. Florida 82-73 (3-8-13)  
 SEMIFINALS: Texas A&M def. Tennessee 66-62 (3-9-13)

GENERAL

STAFF

PLAYERS

REVIEW

HISTORY

FACILITIES

NCAA

SEC

RECORDS

MEDIA INFO



## LADY VOL CONFERENCE RECOGNITION

### SEC PLAYER OF THE YEAR

1989	Bridgette Gordon
1992	Dena Head
1994, '95	Nikki McCray
1998, '99	Chamique Holdsclaw
2007	Candace Parker
2011	Shekinna Stricklen
2013 (Co)	Meighan Simmons

### SEC FRESHMAN OF THE YEAR

1986	Bridgette Gordon
1989	Dena Head
1996	Chamique Holdsclaw
1998	Tamika Catchings
2006	Candace Parker
2008	Angie Bjorklund
2011	Meighan Simmons
2013	Bashaara Graves

### SEC FEMALE ATHLETE OF THE YEAR

1989	Bridgette Gordon
1991	Daedra Charles
1998, '99	Chamique Holdsclaw
2008	Candace Parker

### SEC ALL-FRESHMAN TEAM

1986	Bridgette Gordon
1987	Tonya Edwards
1988	Kris Durham
1989	Dena Head
1990	Lisa Harrison
1991	Nikki Caldwell
1991	Peggy Evans
1992	Tiffany Woosley
1992	Dana Johnson
1993	Latina Davis
1994	Pashen Thompson
1995	Tiffani Johnson
1996	Chamique Holdsclaw
1998	Semeka Randall
1998	Tamika Catchings
2000	Gwen Jackson
2000	Kara Lawson
2001	Ashley Robinson
2002	Shyra Ely
2002	Loree Moore
2003	Shanna Zolman
2004	Sidney Spencer
2005	Nicky Anosike
2005	Alexis Hornbuckle
2006	Candace Parker
2008	Angie Bjorklund
2009	Glory Johnson
2009	Shekinna Stricklen
2011	Meighan Simmons
2012	Ariel Messingale
2013	Bashaara Graves

### COACHES ALL-SEC SELECTIONS

1982, '84	Mary Ostrowski
1982	Paula Towns
1983, '84	Tanya Haave
1983	Lea Henry
1985	Shelia Collins
1986, '87, '88, '89	Bridgette Gordon
1987, '88, '89	Sheila Frost
1988	Dawn Marsh (2nd)
1988, '90	Tonya Edwards ('88 2nd)
1989	Melissa McCray (2nd)
1990, '91	Daedra Charles
1990, '91, '92	Dena Head ('90 2nd)
1992	Peggy Evans
1993	Lisa Harrison
1993, '94, '95	Nikki McCray ('93 2nd)
1993, '94	Tiffany Woosley ('94 2nd)
1994, '95	Dana Johnson
1995, '96	Michelle Marciniak ('96 2nd)
1996	Latina Davis (2nd)
1996, '97, '98, '99	Chamique Holdsclaw
1997	Abby Conklin (2nd)
1998, '99, '00, '01	Tamika Catchings ('01 2nd)
1998, '99, '00, '01	Semeka Randall ('98, '00 2nd)
1999	Kellie Jolly (2nd)
2000, '01, '02, '03	Kara Lawson
2000, '01, '02	Michelle Snow ('00, '02, 2nd)
2001, '03	Gwen Jackson
2004	Tasha Butts (2nd)

2004, '05	Shyra Ely
2004, '05, '06	Shanna Zolman ('04, '05 2nd)
2006, '07, '08	Alexis Hornbuckle ('06 2nd)
2006, '07, '08	Candace Parker
2007	Sidney Spencer (2nd)
2008	Shannon Bobbitt (2nd)
2009, '10	Angie Bjorklund ('09 2nd)
2009, '10, '11, '12	Shekinna Stricklen ('09, '10 2nd)
2010	Kelley Cain
2011, '12	Glory Johnson
2011, '13	Meighan Simmons ('11 2nd)
2013	Bashaara Graves

### AP ALL-SEC SELECTIONS

1999	Chamique Holdsclaw
1999, 2000	Tamika Catchings ('00 2nd)
1999, 2000	Semeka Randall ('00 2nd)
2004	Tasha Butts (3rd)
2006, '07, '08	Candace Parker ('06 2nd)
2008	Shannon Bobbitt (2nd)
2008	Alexis Hornbuckle (2nd)
2010, '11, '12	Shekinna Stricklen ('10 2nd)
2011, '13	Meighan Simmons ('11 2nd)
2011, '12	Glory Johnson
2013	Bashaara Graves (2nd)

### SEC DEFENSIVE PLAYER OF THE YEAR

2012	Glory Johnson
------	---------------

### SEC ALL-DEFENSIVE TEAM

2008	Alexis Hornbuckle
2010	Kelley Cain
2011	Glory Johnson
2012	Glory Johnson

### SEC ALL-TOURNAMENT TEAM

1980	Cindy Noble
1980	Jill Rankin (MVP)
1980	Holly Warlick
1982	Mary Ostrowski
1982, '83	Tanya Haave
1985	Shelia Collins (MVP)
1985	Dawn Marsh
1987	Kathy Spinks
1988, '89	Bridgette Gordon (MVP)
1989, '90, '92	Dena Head ('92 MVP)
1989	Sheila Frost
1990, '91	Daedra Charles
1992	Peggy Evans
1994	Tiffany Woosley (MVP)
1994, '95	Nikki McCray
1996	Michelle Marciniak
1996, '97, '98, '99	Chamique Holdsclaw (MVP)
1998, '99, 2000	Tamika Catchings
1998	Semeka Randall
1999, 2000	Michelle Snow
2002, '03	Kara Lawson
2004, '05	Shyra Ely ('05 MVP)
2005	Shanna Zolman
2005	Brittany Jackson
2006, '08	Candace Parker (MVP)
2006	Sidney Spencer
2007	Alexis Hornbuckle
2008	Shannon Bobbitt
2009, '11	Angie Bjorklund
2010	Alyssia Brewer (MVP)
2010	Alicia Manning
2010, '11, 12	Shekinna Stricklen ('11 MVP)
2011, '12	Glory Johnson ('12 MVP)
2013	Taber Spani

### SEC 6TH WOMAN OF THE YEAR

2010	Alyssia Brewer
------	----------------

### SEC COMMUNITY SERVICE TEAM

1999	Kellie Jolly
2000	Tamika Catchings
2001, '03	Kara Lawson
2002	April McDivitt
2004	Tasha Butts
2005	Tye'sha Fluker
2006	Shanna Zolman
2007	Sidney Spencer
2008	Nicky Anosike
2009	Alex Fuller
2010	Glory Johnson
2011	Angie Bjorklund

# LADY VOL CONFERENCE RECOGNITION

2012  
2013  
Glory Johnson  
Taber Spani

## SEC ACADEMIC HONOR ROLL

1983, '84  
1984, '85  
1987, '88  
1988  
1989  
1990, '91, '92  
1990  
1990  
1991, '92  
1991, '92  
1992  
1993  
1994  
1994  
1994, '96  
1995  
1995, '96, '97  
1996, '97, '98  
1997, '98, '99  
1998  
1998, '99, 2000  
1999, '01  
1999, '02  
2000, '01, '02  
2000, '01, '02  
2001, '02  
2001, '02, '03  
2001, '02  
2001, '02  
Tanya Haave  
Linda Ray  
Jennifer Tuggle  
Lisa Webb  
Melissa McCray  
Debbie Hawhee  
Debbie Scott  
Tonya Edwards  
Regina Clark  
Jody Adams  
Peggy Evans  
Lisa Harrison  
Rochone Dilligard  
Vonda Ward  
Michelle Marciniak  
Nikki McCray  
Abby Conklin  
Brynae Laxton  
Kellie Jolly  
Laurie Milligan  
Niya Butts  
Kristen "Ace" Clement  
Tamika Catchings  
Amanda Canon  
Sarah Edwards  
Semeka Randall  
Kara Lawson  
Kyra Elzy  
April McDivitt

2003  
2004, '05, '06  
2004, '05, '06  
2004, '05, '06, '07  
2004, '07  
2005  
2005, '06, '07, '08  
2005, '06, '07, '08  
2006, '07  
2007  
2008  
2008, '09  
2009, '10  
2009, '12  
2009, '10, '11, '12  
2009, '10, '11, '12  
2008, '09, '10, '11  
2008, '09, '10, '11  
2009, '10, '11, '12  
2010, '11, '12, '13  
2011  
2012, '13  
2012, '13  
2013  
2013

Courtney McDaniel  
Tye'sha Fluker  
Shanna Zolman  
Sidney Spencer  
Dominique Redding  
Shyra Ely  
Nicky Anosike  
Candace Parker  
Alex Fuller  
Elizabeth Curry  
Shannon Bobbitt  
Kelley Cain  
Cait McMahan  
Alicia Manning  
Briana Bass  
Vicki Baugh  
Angie Bjorklund  
Sydney Smallbone  
Glory Johnson  
Taber Spani  
Lauren Avant  
Cierra Burdick  
Isabelle Harrison  
Andraya Carter  
Bashaara Graves

## TENNESSEE'S MOST DECORATED SEC PLAYERS

### Angie Bjorklund

2008 Rookie of the Year, 2008 SEC All-Freshman, 2009 Academic, 2009 All-SEC (2nd), 2009 All-Tournament, 2010 Academic, 2010 All-SEC, 2011 All-Tournament, 2011 Academic

### Tamika Catchings

1998 All-Tournament, 1998 All-SEC, 1998 Freshman of the Year; 1998 All-Freshman, 1999 All-Tournament, 1999 All-SEC, 1999 AP All-SEC, 1999 Academic, 2000 AP All-SEC, 2000 All-Tournament, 2001 All-SEC Second Team, 2002 Academic

### Daedra Charles

1990, 1991 All-Tournament, 1991 SEC Female Athlete of the Year; 1990, 1991 All-SEC

### Shyra Ely

2002 SEC All-Freshman, 2004, 2005 All-SEC & AP All-SEC, 2004, 2005 (MVP) All-Tournament, 2005 Academic

### Bridgette Gordon

1986 All-SEC, 1986 Freshman of the Year, 1986 All-Freshman, 1987 All-SEC, 1988 All-SEC, 1988 Tournament MVP, 1988 All-Tournament, 1989 Female Athlete of the Year, 1989 Player of the Year, 1989 All-SEC, 1989 Tournament MVP, 1989 All-Tournament

### Dena Head

1989 Freshman of the Year, 1989 All-Tournament, 1989 All-Freshman, 1990 All-Tournament, 1991 All-SEC, 1992 Player of the Year, 1992 All-SEC, 1992 Tournament MVP, 1992 All-Tournament

### Tanya Haave

1982 All-Tournament, 1983 All-SEC, 1983 All-Tournament, 1983 Academic, 1984 All-SEC, 1984 Academic

### Chamique Holdscraw

1996 All-SEC, 1996 Freshman of the Year, 1996 All-Freshman, 1996 All-Tournament;

1997 All-SEC; 1997 All-Tournament; 1998 SEC Female Athlete of the Year; 1998 Tournament MVP; 1998 All-Tournament; 1998 All-SEC, 1998 Player of the Year; 1999 SEC Female Athlete of the Year; 1999 Tournament MVP; 1999 All-Tournament; 1999 All-SEC, 1999 Player of the Year, 1999 AP All-SEC, 1999 AP SEC Player of the Year

### Gwen Jackson

2000 All-Freshman, 2001 All-SEC, 2001 AP All-SEC Second Team, 2003 All-SEC, 2003 AP All-SEC Second Team

### Dana Johnson

1992 All-Freshman, 1994 All-SEC, 1994 All-Tournament, 1995 All-SEC, 1995 All-Tournament

### Glory Johnson

2009 SEC All-Freshman; 2009, 2010, 2011, 2012 SEC Academic Honor Roll; 2011, 2012 All-SEC (1st, 1st); 2011, 2012 AP All-SEC (1st, 1st); 2011, 2012 SEC All-Defensive; 2011, 2012 SEC All-Tournament; 2012 SEC Tournament MVP; 2012 SEC Defensive Player of the Year; 2012 SEC Community Service Team

### Kara Lawson

2000 All-Freshman, 2000 All-SEC, 2000 AP All-SEC Second Team; 2001 All-SEC, 2001 AP All-SEC Second Team, 2001 Academic, 2001 SEC Good Works Team, 2002 Academic, 2002 All-SEC, 2002 AP All-SEC, 2003 SEC Good Works Team, 2003 Academic, 2003 All-Tournament, 2003 All-SEC, 2003 AP All-SEC

### Nikki McCray

1993 Second Team, 1994 Player of the Year, 1994 All-SEC, 1994 All-Tournament, 1995 Player of the Year, 1995 All-SEC, 1995 All-Tournament, 1995 Academic

### Candace Parker

2005 Academic All-Freshman; 2006, 2007, 2008 Academic; 2006, 2007, 2008 All-SEC; 2006 (2nd), 2007, 2008 AP All-SEC;

2006 SEC All-Freshman; 2006 Rookie of the Year; 2006, 2008 All-Tournament (MVP); 2007 Player of the Year; 2007 AP SEC Player of the Year; 2008 SEC Female Athlete of the Year

### Semeka Randall

1998 All-Tournament, 1998 Second Team, 1998 All-Freshman, 1999 All-SEC, 1999 AP All-SEC, 2000 All-SEC, 2000 AP Second Team, 2000 Academic All-SEC, 2001 All-SEC Second Team, 2001 Academic All-SEC, 2002 Academic All-SEC

### Meighan Simmons

2011 SEC Freshman of the Year; 2011 All-Freshman; 2011, 2013 AP All-SEC (2nd, 1st) Team; 2011, 2013 Coaches All-SEC Team (2nd, 1st); 2013 Coaches SEC Co-Player of the Year

### Michelle Snow

1999 All-Tournament, 2000 All-SEC Second Team (Coaches), 2000 AP Honorable Mention, 2000 All-Tournament; 2001 All-SEC, 2001 AP All-SEC Second Team, 2002 All-SEC (Second Team), 2002 AP All-SEC (Second Team)

### Sidney Spencer

2004 SEC All-Freshman, 2007 All-SEC (2nd); 2007 AP All-SEC (HM), 2004, 2005, 2006, 2007 Academic, 2006 All-Tournament, 2007 SEC Good Works Team

### Shekinna Stricklen

2009 SEC All-Freshman; 2009, 2010, 2011, 2012 All-SEC (2nd, 2nd, 1st, 1st); 2010, 2011, 2012 AP All-SEC (2nd, 1st, 1st); 2010, 2011, 2012 SEC All-Tournament; 2011 SEC Tournament MVP; 2011 SEC Player of the Year

### Shanna Zolman

2003 SEC All-Freshman, 2004, 2005, 2006 All-SEC (2nd, 2nd, 1st), 2006 AP All-SEC (2nd); 2004, 2005, 2006 Academic, 2005 All-Tournament, 2006 SEC Good Works Team

GENERAL

STAFF

PLAYERS

REVIEW

HISTORY

FACILITIES

NCAA

SEC

RECORDS

MEDIA INFO



# LADY VOL SEC TOURNAMENT RECORDS

## INDIVIDUAL RECORDS

**MOST FG:** 15, Shelia Collins, Ole Miss, 3-3-85, Semifinal, UT 79-71  
**MOST FGA:** 28, Shelia Collins, Ole Miss, 3-3-85, Semifinal, UT 79-71  
**MOST 3pt FG:** 7, Angie Bjorklund, Kentucky, 3-6-11, Championship, UT 90-65  
**MOST 3pt FGA:** 13, Angie Bjorklund, Vanderbilt, 3-6-10, Semifinal, UT 68-49  
**MOST FT:** 15, Shelia Collins, LSU, 2-27-85, First Round, UT 85-78  
**MOST FTA:** 16 (twice), most recently Glory Johnson, Florida, 3-4-11, Second Round, 3-4-11, UT 92-75  
**MOST REBOUNDS:** 18, Dana Johnson, Alabama, 3-6-94, Semifinal, UT 72-56  
**MOST POINTS:** 40, Shelia Collins, Ole Miss, 3-3-85, Semifinal, UT 79-71  
**MOST ASSISTS:** 18, Dawn Marsh, Georgia, 3-6-88, Semifinal, UT 82-76  
**MOST BLOCKS:** 7, Kelley Cain, Alabama, 3-5-09, First Round, UT 68-49  
**MOST STEALS:** 6, Tamika Catchings, Florida, 3-3-00, Second Round, UT 91-79  
**MOST MINUTES:** 43, Kellie Jolly, LSU, 3-1-97, Semifinal, UT 100-99 (OT)

## TEAM RECORDS

**MOST FG:** 45, Florida, 2-8-80, First Round, UT 118-44  
**MOST FGA:** 83, Florida, 2-8-80, First Round, UT 118-44  
**BEST FG%:** 63.1% (36-57), Ole Miss, 2-10-80, Championship, UT 85-71  
**MOST 3pt FG:** 16, Kentucky, 3-6-11, Championship, UT 90-65  
**MOST 3pt FGA:** 22, Florida, 3-7-08, Second Round, UT 92-61  
**BEST 3pt FG%:** 85.7% (6-7), Vanderbilt, 2-28-98, Semifinal, UT 106-45  
**MOST FT:** 34, Alabama, 3-6-94, Semifinal, UT 72-56  
**MOST FTA:** 44, Alabama, 3-6-94, Semifinal, UT 72-56  
**BEST FT%:** 94.4% (17-18), Vanderbilt, 3-7-94, Championship, UT 82-57

# OPPONENT SEC TOURNAMENT RECORDS

## INDIVIDUAL RECORDS

**MOST FG:** 17, Becky Jackson, Auburn, 3-6-83, Consolation, UT 83-75  
**MOST FGA:** 32, Tan White, Mississippi State, 3-5-04, Second Round, UT 67-57  
**MOST 3pt FG:** 5 (twice), most recently Ericka Russell, Alabama, 3-5-09, First Round, UT 68-49  
**MOST 3pt FGA:** 12, Kaunda Williams, Alabama, 2-27-99, Semifinal, UT 80-69  
**MOST FT:** 14, Ashley McElhiney, Vanderbilt, 3-3-01, Semifinal, Vanderbilt 77-74  
**MOST FTA:** 16, Ashley McElhiney, Vanderbilt, 3-3-01, Semifinal, Vanderbilt 77-74  
**MOST REBOUNDS:** 20, Sylvia Fowles, LSU, 3-3-07, Semifinal, LSU 63-54  
**MOST POINTS:** 35, Jennifer Gillom, Mississippi, 3-1-86, Second Round, Mississippi 83-78  
**MOST ASSISTS:** 12 (twice), most recently Temeka Johnson, LSU, 3-6-05, Championship, UT 67-65  
**MOST BLOCKS:** 7 (twice), most recently by Sylvia Fowles, LSU, 3-5-06, Championship, UT 63-62  
**MOST STEALS:** 5 (five times), most recently Ebony Crawford, Florida, 3-6-09, Second Round, UT 71-67  
**MOST MINUTES:** 43, Pietra Gray, Louisiana State, 3-1-97, Semifinal, UT 100-99

## TEAM RECORDS

**MOST FG:** 39, Auburn, 3-6-87, Semifinal, Auburn 102-96  
**MOST FGA:** 77, (3x), most recently Kentucky, 3-6-11, Championship, UT 90-65  
**BEST FG%:** 53.6% (30-56), Vanderbilt, 3-5-05, Semifinal, UT 76-73

**MOST REBOUNDS:** 63, Florida, 2-8-80, First Round, UT 118-44  
**MOST FOULS:** 28, Kentucky, 3-8-92, Semifinal, UT 94-80  
**MOST POINTS:** 118, Florida, 2-8-80, First Round, UT 118-44  
**MOST ASSISTS:** 29, Kentucky, 2-28-82, Championship, Kentucky 80-74  
**MOST TURNOVERS:** 24, Georgia, 3-4-90, Semifinal, UT 73-54  
**MOST BLOCKS:** 11 (twice), Alabama, 3-5-09, First Round, UT 68-49  
**MOST STEALS:** 20, Florida, 2-8-80, First Round, UT 118-44  
**FEWEST FG:** 17, Alabama, 3-6-94, Semifinal, UT 72-56  
**FEWEST FGA:** 40, Georgia, 2-27-82, Semifinal, UT 55-44  
**LOWEST FG%:** 28.4% (19-67), Auburn, 3-4-05, Second Round, UT 64-54  
**FEWEST 3pt FG:** 0 (4 times)  
**FEWEST 3pt FGA:** 0, Alabama, 3-4-89, Second Round, UT 89-61  
**LOWEST 3pt FG%:** 00.0% (4 times)  
**FEWEST FT:** 6 (twice), most recently Vanderbilt, 3-6-10, Semifinal, UT 68-49  
**FEWEST FTA:** 7 (twice), most recently LSU, 3-3-07, Semifinal, LSU 63-54  
**LOWEST FT%:** 51.4% (18-35), South Carolina, 2-28-97, First Round, UT 75-48  
**FEWEST REBOUNDS:** 27, Auburn, 2-9-80, Semifinal, UT 72-61  
**FEWEST FOULS:** 9, Auburn, 3-7-03, Second Round, UT 66-51  
**FEWEST POINTS:** 54, LSU, 3-4-07, Semifinal, LSU 63-54  
**FEWEST ASSISTS:** 5, Alabama, 3-4-96, Championship, UT 64-60  
**FEWEST TURNOVERS:** 7, Kentucky, 3-5-88, Second Round, UT 100-66  
**FEWEST BLOCKS:** 0 (5 times)  
**FEWEST STEALS:** 2 (three times), most recently Mississippi, 3-5-10, Second Round, UT 76-51

**MOST 3pt FG:** 11, Vanderbilt, 3-5-05, Semifinal, UT 76-73  
**MOST 3pt FGA:** 24, Mississippi State, 3-5-04, Second Round, UT 67-57  
**BEST 3pt FG%:** 100% (2-2) Vanderbilt, 3-2-91, Second Round, UT 62-60  
**MOST FT:** 25, Louisiana State, 3-2-02, Semifinal, LSU, 81-80  
**MOST FTA:** 40, Auburn, 3-6-87, Semifinal, Auburn 102-96  
**BEST FT%:** 95.2% (20-21) Georgia, 3-4-06, Semifinal, UT 89-79  
**MOST REBOUNDS:** 48, Auburn, 3-7-88, Championship, UT 73-70  
**MOST FOULS:** 32, Alabama, 3-6-94, Semifinal, UT 72-56  
**MOST POINTS:** 102, Auburn, 3-6-87, Semifinal, Auburn 102-96  
**MOST ASSISTS:** 27, Kentucky, 2-28-82, Championship, Kentucky 80-74  
**MOST TURNOVERS:** 36, Alabama, 3-4-89, Second Round, UT 89-61  
**MOST BLOCKS:** 9, Auburn, 3-4-05, Second Round, UT 64-54  
**MOST STEALS:** 13 (twice), most recently South Carolina, 3-2-07, Second Round, UT 81-63  
**FEWEST FG:** 16, Auburn, 3-3-06, Second Round, UT 77-45  
**FEWEST FGA:** 43, Vanderbilt, 3-3-01, Semifinal, Vanderbilt 77-74  
**LOWEST FG%:** 25.9% (20-77), Florida, 2-8-80, First Round, UT 118-44  
**FEWEST 3pt FG:** 0 (4 times)  
**FEWEST 3pt FGA:** 1, Alabama, 3-4-89, Second Round, UT 89-61  
**LOWEST 3pt FG%:** 00.0% (4 times)  
**FEWEST FT:** 2, Vanderbilt, 3-5-05, Semifinal, UT 76-73

# SEC IN THE NCAA TOURNAMENT

## NCAA APPEARANCES

<b>SEC</b>	<b>195</b>
ACC	149
Big Ten	134
Big East	133
Pac-12	108
Big 12	105
Atlantic 10	76
Sun Belt	50
C-USA	48
MVC	42

## NCAA TITLES

Big East	<b>9</b>
<b>SEC</b>	<b>8</b>
Big 12	3
ACC	2
Pac-12	2
Independents	1
Sun Belt	1
Big Ten	1

## NCAA TOURNAMENT WINS

<b>SEC</b>	<b>361</b>
Big East	226
ACC	216
Big Ten	154
Big 12	153
Pac-12	139
Sun Belt	65
Atlantic 10	60
Independents	32

## NCAA FINAL FOUR APPEARANCES


<b>SEC</b>	<b>34</b>
Big East	23
ACC	14
Pac-12	12
Sun Belt	8
Big Ten	8
Big 12	8
Independents	6
Colonial	1

## SEC YEAR-BY-YEAR NCAA PARTICIPATION

1982: 5	1998: 6
1983: 5	1999: 8
1984: 5	2000: 6
1985: 4	2001: 6
1986: 7	2002: 8
1987: 6	2003: 7
1988: 6	2004: 7
1989: 6	2005: 5
1990: 6	2006: 6
1991: 7	2007: 5
1992: 4	2008: 5
1993: 6	2009: 7
1994: 6	2010: 6
1995: 7	2011: 4
1996: 7	2012: 8
1997: 7	2013: 7

**FEWEST FTA:** 5, Florida, 2-8-80, First Round, UT 118-44  
**LOWEST FT%:** 33.3% (2-6), Vanderbilt, 3-5-05, UT 76-73  
**FEWEST REBOUNDS:** 22 (three times), most recently Mississippi, 3-5-10, Second Round, UT 76-51  
**FEWEST FOULS:** 10 (twice), Louisiana State, 3-5-06, Championship, UT 63-62  
**FEWEST POINTS:** 44, Georgia, 2-27-82, Semifinal, UT 55-44  
**FEWEST ASSISTS:** 4 (twice), Auburn, 3-3-06, Second Round, UT 77-45  
**FEWEST TURNOVERS:** 7 (three times), South Carolina, 3-3-12, Semifinal, UT 74-58  
**FEWEST BLOCKS:** 0, (11 times)  
**FEWEST STEALS:** 1, LSU, 3-4-12, Championship, UT 70-58





---

# RECORDS

---

## GREAT LADY VOL SCORERS

The Tennessee Lady Vol basketball program has seen 38 of its 166 all-time players (through the 2012-13 season) join the 1,000-point club at UT since the modern era of basketball. That's an amazing average of nearly one 1,000-point scorer for every year at Tennessee from 1974-2013.

Chamique Holdscraw's career total of 3,025 points sets the basketball standard for men or women at the University of Tennessee.

### ■ 3,000 CAREER POINTS

#### 1. #23 CHAMIQUE HOLDSCLAW » 3,025 CAREER POINTS 6'2" » FORWARD » ASTORIA, NEW YORK

Year	GP	GS	Min	Avg	FG	FGA	Pct	3FG3FGA	Pct	FT	FTA	Pct	Off	Def	Tot	Avg	PF	FO	Ast	TO	Blk	Stl	Pts	Avg	
95-96	36	36	1057	29.4	237	507	.467	7	32	.219	102	143	.713	124	202	326	9.1	92	3	74	95	17	32	583	16.2
96-97	39	38	1296	33.2	332	667	.498	17	50	.340	122	183	.667	129	238	367	9.4	101	3	114	139	35	93	803	20.6
97-98	39	39	1168	29.9	370	678	.546	9	41	.220	166	217	.765	133	195	328	8.4	82	1	117	109	36	110	915	23.5
98-99	34	34	1061	31.2	294	567	.519	3	21	.143	133	188	.707	116	158	274	8.1	62	1	80	87	23	70	724	21.3
<b>TOTAL</b>	<b>148</b>	<b>147</b>	<b>4582</b>	<b>31.0</b>	<b>1233</b>	<b>2419</b>	<b>.510</b>	<b>36</b>	<b>144</b>	<b>.250</b>	<b>523</b>	<b>731</b>	<b>.715</b>	<b>502</b>	<b>793</b>	<b>1295</b>	<b>8.8</b>	<b>337</b>	<b>8</b>	<b>385</b>	<b>430</b>	<b>111</b>	<b>305</b>	<b>3025</b>	<b>20.4</b>

### ■ 2,000 CAREER POINTS

#### 2. #30 BRIDGETTE GORDON » 2,462 CAREER POINTS 6'0" » FORWARD » DELAND, FLORIDA

Year	GP	GS	Min	Avg	FG	FGA	Pct	3FG3FGA	Pct	FT	FTA	Pct	Off	Def	Tot	Avg	PF	FO	Ast	TO	Blk	Stl	Pts	Avg	
85-86	34	20	873	25.7	206	429	.480	0	0.000	69	109	.633	101	107	208	6.1	58	0	53	66	11	75	481	14.1	
86-87	34	32	925	27.2	222	459	.484	0	0.000	115	160	.719	118	114	232	6.8	77	1	62	67	12	80	559	16.4	
87-88	33	33	977	29.6	289	534	.541	3	4	.750	106	151	.702	119	105	224	6.8	71	1	80	79	18	76	687	20.8
88-89	36	36	1077	29.9	300	563	.533	2	6	.333	133	190	.700	120	131	251	7.0	50	1	98	93	16	105	735	20.4
<b>TOTAL</b>	<b>137</b>	<b>121</b>	<b>3852</b>	<b>28.1</b>	<b>1017</b>	<b>1985</b>	<b>.512</b>	<b>5</b>	<b>10</b>	<b>.500</b>	<b>423</b>	<b>610</b>	<b>.693</b>	<b>458</b>	<b>457</b>	<b>915</b>	<b>6.7</b>	<b>256</b>	<b>3</b>	<b>293</b>	<b>305</b>	<b>57</b>	<b>336</b>	<b>2462</b>	<b>18.0</b>

#### 3. #3 CANDACE PARKER » 2,137 CAREER POINTS 6'4" » GUARD/FORWARD/CENTER » NAPERVILLE, ILLINOIS

Year	GP	GS	Min	Avg	FG	FGA	Pct	3FG3FGA	Pct	FT	FTA	Pct	Off	Def	Tot	Avg	PF	FO	Ast	TO	Blk	Stl	Pts	Avg	
05-06	36	36	1126	31.3	230	417	.552	3	12	.250	159	218	.729	82	216	298	8.3	73	1	103	82	86	56	622	17.3
06-07	36	36	1101	30.6	267	505	.529	6	18	.333	166	232	.716	92	260	352	9.8	73	0	88	89	99	64	706	19.6
07-08	38	37	1132	29.8	300	560	.536	8	30	.267	201	288	.698	87	235	322	8.5	67	0	96	91	90	88	809	21.3
<b>TOTAL</b>	<b>110</b>	<b>109</b>	<b>3359</b>	<b>30.5</b>	<b>797</b>	<b>1482</b>	<b>.538</b>	<b>17</b>	<b>60</b>	<b>.283</b>	<b>526</b>	<b>738</b>	<b>.713</b>	<b>261</b>	<b>711</b>	<b>972</b>	<b>8.8</b>	<b>213</b>	<b>1</b>	<b>287</b>	<b>262</b>	<b>275</b>	<b>208</b>	<b>2137</b>	<b>19.4</b>

#### 4. #24 TAMIKA CATCHINGS » 2,113 CAREER POINTS 6'1" » FORWARD » DUNCANVILLE, TEXAS

Year	GP	GS	Min	Avg	FG	FGA	Pct	3FG3FGA	Pct	FT	FTA	Pct	Off	Def	Tot	Avg	PF	FO	Ast	TO	Blk	Stl	Pts	Avg	
97-98	39	38	1123	28.8	253	471	.537	40	110	.364	165	217	.760	124	189	313	8.0	89	2	92	93	57	100	711	18.2
98-99	34	34	991	29.1	205	400	.513	19	68	.279	134	173	.775	107	142	249	7.3	95	2	95	85	31	88	563	16.6
99-00	37	37	1143	30.9	209	440	.475	40	121	.331	122	159	.767	118	174	292	7.9	77	0	101	81	28	92	580	15.7
00-01	17	17	465	27.4	93	195	.477	23	67	.343	50	62	.806	72	178	150	8.8	35	0	50	34	20	31	259	15.2
<b>TOTAL</b>	<b>127</b>	<b>126</b>	<b>3722</b>	<b>29.3</b>	<b>760</b>	<b>1506</b>	<b>.505</b>	<b>122</b>	<b>366</b>	<b>.333</b>	<b>471</b>	<b>611</b>	<b>.771</b>	<b>421</b>	<b>583</b>	<b>1004</b>	<b>7.9</b>	<b>296</b>	<b>4</b>	<b>338</b>	<b>293</b>	<b>136</b>	<b>311</b>	<b>2113</b>	<b>16.6</b>

### ■ 1,000 CAREER POINTS

#### 5. #20 KARA LAWSON » 1,950 CAREER POINTS 5'8" » GUARD » ALEXANDRIA, VIRGINIA

Year	GP	GS	Min	Avg	FG	FGA	Pct	3FG3FGA	Pct	FT	FTA	Pct	Off	Def	Tot	Avg	PF	FO	Ast	TO	Blk	Stl	Pts	Avg	
99-00	37	34	1036	28.0	168	367	.458	79	181	.436	89	109	.817	43	109	152	4.1	79	0	102	50	7	51	504	13.6
00-01	34	31	899	26.4	132	305	.433	62	150	.413	60	70	.857	16	103	119	3.5	53	0	113	56	3	34	386	11.4
01-02	34	34	1078	31.7	189	406	.466	38	115	.330	96	115	.835	58	107	165	4.9	50	0	90	62	3	46	512	15.1
02-03	38	38	1185	31.2	186	397	.469	77	171	.450	99	112	.884	52	133	185	4.9	37	0	151	54	7	43	548	14.4
<b>TOTAL</b>	<b>143</b>	<b>137</b>	<b>4198</b>	<b>29.4</b>	<b>675</b>	<b>1475</b>	<b>.458</b>	<b>256</b>	<b>617</b>	<b>.415</b>	<b>344</b>	<b>406</b>	<b>.847</b>	<b>169</b>	<b>452</b>	<b>621</b>	<b>4.3</b>	<b>219</b>	<b>0</b>	<b>456</b>	<b>222</b>	<b>20</b>	<b>174</b>	<b>1950</b>	<b>13.6</b>



6.

**#21 SEMEKA RANDALL** » 1,915 CAREER POINTS  
5'10" » GUARD » CLEVELAND, OHIO

Year	GP	GS	Min	Avg	FG	FGA	Pct	3FG3FGA	Pct	FT	FTA	Pct	Off	Def	Tot	Avg	PF	FO	Ast	TO	Blk	Stl	Pts	Avg	
97-98	38	21	988	26.0	224	460	.487	1	11	.091	155	213	.728	108	92	200	5.3	71	3	50	84	4	102	604	15.9
98-99	33	32	887	26.9	190	371	.512	2	8	.250	82	139	.590	77	83	160	4.8	65	1	46	96	5	60	464	14.1
99-00	37	37	1072	29.0	187	447	.418	9	35	.257	135	172	.785	95	101	196	5.3	62	0	69	91	4	72	518	14.0
00-01	32	29	775	24.2	130	312	.417	2	13	.154	67	94	.713	76	84	160	5.0	61	1	71	56	2	52	329	10.3
<b>TOTAL</b>	<b>140</b>	<b>119</b>	<b>3722</b>	<b>26.6</b>	<b>731</b>	<b>1590</b>	<b>.460</b>	<b>14</b>	<b>67</b>	<b>.209</b>	<b>439</b>	<b>618</b>	<b>.710</b>	<b>356</b>	<b>360</b>	<b>716</b>	<b>5.1</b>	<b>259</b>	<b>5</b>	<b>236</b>	<b>327</b>	<b>15</b>	<b>286</b>	<b>1915</b>	<b>13.7</b>

7.

**#40 SHEKINNA STRICKLEN** » 1,882 CAREER POINTS  
6'2" » GUARD/FORWARD » MORRILTON, ARKANSAS

Year	GP	GS	Min	Avg	FG	FGA	Pct	3FG3FGA	Pct	FT	FTA	Pct	Off	Def	Tot	Avg	PF	FO	Ast	TO	Blk	Stl	Pts	Avg	
08-09	32	32	1009	31.5	153	392	.390	32	110	.291	86	113	.761	79	111	190	5.9	92	3	95	105	21	58	424	13.3
09-10	35	35	1066	30.5	164	373	.440	33	103	.320	84	102	.824	76	137	213	6.1	52	0	135	87	25	43	445	12.7
10-11	37	37	1104	29.8	177	362	.489	42	109	.385	78	103	.757	91	179	270	7.3	71	0	75	64	20	46	474	12.8
11-12	35	34	1124	32.1	198	456	.434	56	159	.352	87	118	.737	89	143	232	6.6	78	0	65	73	24	46	539	15.4
<b>TOTAL</b>	<b>139</b>	<b>138</b>	<b>4303</b>	<b>31.0</b>	<b>692</b>	<b>1583</b>	<b>.437</b>	<b>163</b>	<b>481</b>	<b>.339</b>	<b>335</b>	<b>436</b>	<b>.768</b>	<b>335</b>	<b>570</b>	<b>905</b>	<b>6.5</b>	<b>293</b>	<b>3</b>	<b>370</b>	<b>329</b>	<b>90</b>	<b>193</b>	<b>1882</b>	<b>13.5</b>

8.

**#12 SHEILA FROST** » 1,790 CAREER POINTS  
6'4" » CENTER » PULASKI, TENNESSEE

Year	GP	GS	Min	Avg	FG	FGA	Pct	3FG3FGA	Pct	FT	FTA	Pct	Off	Def	Tot	Avg	PF	FO	Ast	TO	Blk	Stl	Pts	Avg	
85-86	33	25	804	24.4	181	312	.580	0	0	.000	42	80	.525	136	173	309	9.4	122	12	23	62	77	42	404	12.2
86-87	34	19	721	21.2	161	273	.590	0	0	.000	61	102	.598	88	128	216	6.4	104	6	31	36	56	53	383	11.3
87-88	34	24	836	24.6	208	338	.615	0	0	.000	80	124	.645	102	167	269	7.9	100	2	10	49	60	45	496	14.6
88-89	37	36	939	25.4	204	353	.578	0	0	.000	99	146	.678	108	141	249	6.7	93	2	33	47	56	74	507	13.7
<b>TOTAL</b>	<b>138</b>	<b>104</b>	<b>3300</b>	<b>23.9</b>	<b>754</b>	<b>1276</b>	<b>.591</b>	<b>0</b>	<b>0</b>	<b>0.000</b>	<b>282</b>	<b>452</b>	<b>.624</b>	<b>434</b>	<b>609</b>	<b>1043</b>	<b>7.6</b>	<b>419</b>	<b>22</b>	<b>97</b>	<b>194</b>	<b>249</b>	<b>212</b>	<b>1790</b>	<b>13.0</b>

9.

**#24 TANYA HAAVE** » 1,771 CAREER POINTS  
6'2" » FORWARD » EVERGREEN, COLORADO

Year	GP	GS	Min	Avg	FG	FGA	Pct	3FG3FGA	Pct	FT	FTA	Pct	Off	Def	Tot	Avg	PF	FO	Ast	TO	Blk	Stl	Pts	Avg	
80-81	30	2	470	15.7	109	207	.527	0	0	.000	29	35	.829	46	60	106	3.5	54	0	39	52	3	14	247	8.2
81-82	32	26	1030	32.2	184	353	.521	0	0	.000	52	63	.825	92	131	223	7.0	94	4	104	90	9	29	420	13.1
82-83	33	33	1042	31.6	252	493	.511	0	0	.000	110	131	.840	113	132	245	7.4	88	2	81	117	10	41	614	18.6
83-84	33	33	960	29.1	201	403	.499	0	0	.000	88	113	.779	69	110	179	5.4	97	4	47	99	13	50	490	14.8
<b>TOTAL</b>	<b>128</b>	<b>94</b>	<b>3502</b>	<b>27.4</b>	<b>746</b>	<b>1456</b>	<b>.512</b>	<b>0</b>	<b>0</b>	<b>0.000</b>	<b>279</b>	<b>342</b>	<b>.816</b>	<b>320</b>	<b>433</b>	<b>753</b>	<b>5.9</b>	<b>333</b>	<b>10</b>	<b>271</b>	<b>358</b>	<b>35</b>	<b>134</b>	<b>1771</b>	<b>13.8</b>

10.

**#14 MARY OSTROWSKI** » 1,729 CAREER POINTS  
6'2" » FORWARD » PARKERSBURG, WEST VIRGINIA

Year	GP	GS	Min	Avg	FG	FGA	Pct	3FG3FGA	Pct	FT	FTA	Pct	Off	Def	Tot	Avg	PF	FO	Ast	TO	Blk	Stl	Pts	Avg	
80-81	29	17	602	20.8	124	231	.537	0	0	.000	84	115	.730	95	108	203	7.0	71	0	46	71	16	41	332	11.4
81-82	32	32	1000	31.3	179	341	.525	0	0	.000	100	146	.685	118	155	273	8.5	101	4	93	91	24	65	458	14.3
82-83	33	32	942	28.5	190	324	.586	0	0	.000	66	94	.702	111	139	250	7.6	75	1	91	95	15	61	446	13.5
83-84	31	29	955	30.8	194	376	.516	0	0	.000	105	136	.772	99	169	268	8.6	74	0	100	97	21	45	493	15.9
<b>TOTAL</b>	<b>125</b>	<b>110</b>	<b>3499</b>	<b>28.0</b>	<b>687</b>	<b>1272</b>	<b>.540</b>	<b>0</b>	<b>0</b>	<b>0.000</b>	<b>355</b>	<b>491</b>	<b>.723</b>	<b>423</b>	<b>571</b>	<b>994</b>	<b>8.0</b>	<b>321</b>	<b>5</b>	<b>330</b>	<b>354</b>	<b>76</b>	<b>212</b>	<b>1729</b>	<b>13.8</b>

11.

**#5 SHANNA ZOLMAN** » 1,706 CAREER POINTS  
5'10" » GUARD » SYRACUSE, INDIANA

Year	GP	GS	Min	Avg	FG	FGA	Pct	3FG3FGA	Pct	FT	FTA	Pct	Off	Def	Tot	Avg	PF	FO	Ast	TO	Blk	Stl	Pts	Avg	
02-03	38	0	693	18.2	95	227	.419	37	96	.385	58	65	.892	27	51	78	2.1	40	0	64	63	3	32	285	7.5
03-04	35	30	1055	30.1	142	325	.437	58	136	.426	88	92	.957	11	88	99	2.8	68	0	71	82	3	35	430	12.3
04-05	35	24	968	27.7	147	333	.441	68	156	.436	75	87	.862	5	76	81	2.3	47	0	63	56	2	35	437	12.5
05-06	36	35	1203	33.4	183	426	.433	103	238	.433	85	90	.944	9	95	104	2.9	47	0	114	80	2	28	554	15.4
<b>TOTAL</b>	<b>144</b>	<b>89</b>	<b>3919</b>	<b>27.2</b>	<b>567</b>	<b>1308</b>	<b>.433</b>	<b>266</b>	<b>626</b>	<b>.425</b>	<b>306</b>	<b>334</b>	<b>.916</b>	<b>52</b>	<b>310</b>	<b>362</b>	<b>2.5</b>	<b>202</b>	<b>0</b>	<b>312</b>	<b>281</b>	<b>10</b>	<b>130</b>	<b>1706</b>	<b>11.8</b>

12.

**#43 SHYRA ELY** » 1,673 CAREER POINTS  
6'2" » FORWARD » INDIANAPOLIS, INDIANA

Year	GP	GS	Min	Avg	FG	FGA	Pct	3FG3FGA	Pct	FT	FTA	Pct	Off	Def	Tot	Avg	PF	FO	Ast	TO	Blk	Stl	Pts	Avg	
01-02	33	22	691	20.9	123	251	.490	0	1	.000	62	106	.585	60	117	177	5.4	86	2	36	77	13	27	308	9.3
02-03	36	8	804	22.3	142	287	.495	3	8	.375	67	94	.713	70	168	238	6.6	77	0	47	82	12	42	354	9.8
03-04	35	35	1055	30.1	213	443	.481	0	1	.000	82	121	.678	101	178	279	8.0	80	2	53	92	13	44	508	14.5
04-05	35	31	1082	30.9	193	423	.456	5	17	.294	112	155	.723	72	174	246	7.0	84	1	58	113	10	54	503	14.4
<b>TOTAL</b>	<b>139</b>	<b>96</b>	<b>3632</b>	<b>26.1</b>	<b>671</b>	<b>1404</b>	<b>.478</b>	<b>8</b>	<b>27</b>	<b>.296</b>	<b>323</b>	<b>476</b>	<b>.679</b>	<b>303</b>	<b>637</b>	<b>940</b>	<b>6.8</b>	<b>327</b>	<b>5</b>	<b>194</b>	<b>364</b>	<b>48</b>	<b>167</b>	<b>1673</b>	<b>12.0</b>

**13.**

**#25 GLORY JOHNSON** » 1,643 CAREER POINTS  
6'3" » FORWARD » KNOXVILLE, TENNESSEE

Year	GP	GS	Min	Avg	FG	FGA	Pct	3FG3FGA	Pct	FT	FTA	Pct	Off	Def	Tot	Avg	PF	FO	Ast	TO	Blk	Stl	Pts	Avg	
08-09	33	28	804	24.4	109	270	.404	0	2	0.000	117	190	.616	105	131	236	7.2	73	1	21	88	12	35	335	10.2
09-10	35	25	884	25.3	124	271	.458	1	11.000	105	162	.648	97	171	268	7.7	75	1	34	75	11	45	354	10.1	
10-11	37	29	912	24.6	155	290	.534	0	0.000	133	227	.586	138	221	359	9.7	86	3	46	90	28	50	443	12.0	
11-12	36	36	1077	29.9	186	346	.538	1	2.500	138	217	.636	132	223	355	9.9	87	2	39	85	41	49	511	11.7	
<b>TOTAL</b>	<b>141</b>	<b>118</b>	<b>3697</b>	<b>26.2</b>	<b>574</b>	<b>1177</b>	<b>.488</b>	<b>2</b>	<b>5.400</b>	<b>493</b>	<b>796</b>	<b>.619</b>	<b>472</b>	<b>725</b>	<b>1218</b>	<b>8.6</b>	<b>321</b>	<b>7</b>	<b>140</b>	<b>338</b>	<b>92</b>	<b>179</b>	<b>1643</b>	<b>11.7</b>	

**14.**

**#53 DANA JOHNSON** » 1,621 CAREER POINTS  
6'2" » CENTER » BALTIMORE, MARYLAND

Year	GP	GS	Min	Avg	FG	FGA	Pct	3FG3FGA	Pct	FT	FTA	Pct	Off	Def	Tot	Avg	PF	FO	Ast	TO	Blk	Stl	Pts	Avg
91-92	31	2	502	16.2	91	197	.462	0	0.000	57	99	.576	77	95	172	5.5	77	4	5	53	21	25	239	7.7
92-93	32	13	728	22.8	143	268	.534	0	0.000	64	109	.587	93	89	182	5.7	83	1	6	38	18	33	350	10.9
93-94	33	33	810	24.5	173	317	.546	0	0.000	109	171	.637	104	137	241	7.3	89	0	19	62	11	34	455	13.8
94-95	37	36	911	24.6	215	350	.614	0	0.000	147	205	.717	94	195	289	7.8	86	0	11	73	13	36	577	15.6
<b>TOTAL</b>	<b>133</b>	<b>84</b>	<b>2951</b>	<b>22.2</b>	<b>622</b>	<b>1132</b>	<b>.549</b>	<b>0</b>	<b>0.000</b>	<b>377</b>	<b>584</b>	<b>.646</b>	<b>368</b>	<b>516</b>	<b>884</b>	<b>6.6</b>	<b>335</b>	<b>5</b>	<b>41</b>	<b>226</b>	<b>63</b>	<b>128</b>	<b>1621</b>	<b>12.2</b>

**15.**

**#52 DEBBIE GROOVER** » 1,580 CAREER POINTS  
6'0" » CENTER » CANTON, GEORGIA

Year	GP	GS	Min	Avg	FG	FGA	Pct	3FG3FGA	Pct	FT	FTA	Pct	Off	Def	Tot	Avg	PF	FO	Ast	TO	Blk	Stl	Pts	Avg
77-78	31				105	235	.440			105	135	.777			173	5.6	72	1	58				315	10.1
78-79	39				181	351	.520			111	134	.820			338	8.7	103	3	60	107	14	95	473	12.1
79-80	38				176	336	.524			84	113	.743			268	7.1	94	2	114	85	17	78	436	11.5
80-81	31				150	328	.457			56	75	.747			178	5.7	78	3	65	50	6	33	356	11.5
<b>TOTAL</b>	<b>139</b>				<b>612</b>	<b>1250</b>	<b>.490</b>			<b>356</b>	<b>457</b>	<b>.779</b>			<b>957</b>	<b>6.9</b>	<b>347</b>	<b>9</b>	<b>297</b>	<b>242</b>	<b>37</b>	<b>206</b>	<b>1580</b>	<b>11.4</b>

**16.**

**#23 NIKKI MCCRAY** » 1,572 CAREER POINTS  
5'11" » FORWARD » COLLIERVILLE, TENNESSEE

Year	GP	GS	Min	Avg	FG	FGA	Pct	3FG3FGA	Pct	FT	FTA	Pct	Off	Def	Tot	Avg	PF	FO	Ast	TO	Blk	Stl	Pts	Avg
91-92	31	18	475	15.3	87	174	.500	2	10.200	39	53	.736	52	62	114	3.7	60	1	25	49	1	60	215	6.9
92-93	32	21	750	23.4	133	286	.465	0	0.000	83	115	.722	76	69	145	4.5	73	0	61	65	3	86	349	10.9
93-94	33	33	921	27.9	213	421	.506	0	1.000	111	158	.703	81	149	230	7.0	76	0	79	86	3	80	537	16.3
94-95	31	29	916	29.5	193	392	.492	2	15.133	83	122	.680	78	104	182	5.9	66	0	82	68	2	63	471	15.2
<b>TOTAL</b>	<b>127</b>	<b>101</b>	<b>3062</b>	<b>24.1</b>	<b>626</b>	<b>1273</b>	<b>.492</b>	<b>4</b>	<b>26.154</b>	<b>316</b>	<b>448</b>	<b>.705</b>	<b>287</b>	<b>384</b>	<b>671</b>	<b>5.3</b>	<b>275</b>	<b>1</b>	<b>247</b>	<b>268</b>	<b>9</b>	<b>289</b>	<b>1572</b>	<b>12.4</b>

**17.**

**#32 CINDY NOBLE** » 1,561 POINTS AT UT *(overall total of 1,930/transfer from Ohio State)*  
6'5" » CENTER » CLARKSBURG, OHIO

Year	GP	GS	Min	Avg	FG	FGA	Pct	3FG3FGA	Pct	FT	FTA	Pct	Off	Def	Tot	Avg	PF	FO	Ast	TO	Blk	Stl	Pts	Avg
77-78 (OSU)	30				163	336	.485			43	57	.754			236	7.8	87	5					369	12.3
78-79 (UT)	34				170	292	.587			94	124	.760			212	6.2	96	2	24	94	17	43	434	12.8
79-80 (UT)	38				266	392	.678			145	182	.796			288	7.6	118	5	34	114	26	62	677	17.8
80-81 (UT)	31	30			178	298	.597			94	128	.734			227	7.3	77	3	20	52	47	46	450	14.5
<b>TOTAL</b>	<b>133</b>				<b>777</b>	<b>1318</b>	<b>.590</b>			<b>376</b>	<b>491</b>	<b>.766</b>			<b>963</b>	<b>7.2</b>	<b>378</b>	<b>15</b>	<b>78</b>	<b>260</b>	<b>90</b>	<b>151</b>	<b>1930</b>	<b>14.5</b>

**18.**

**#13 GWEN JACKSON** » 1,508 CAREER POINTS  
6'2" » FORWARD » EUFAULA, ALABAMA

Year	GP	GS	Min	Avg	FG	FGA	Pct	3FG3FGA	Pct	FT	FTA	Pct	Off	Def	Tot	Avg	PF	FO	Ast	TO	Blk	Stl	Pts	Avg
99-00	37	3	601	16.2	71	155	.458	4	13.308	58	91	.637	70	95	165	4.5	50	0	20	62	17	27	204	5.5
00-01	34	30	833	24.5	144	296	.486	16	34.471	93	118	.788	91	122	213	6.3	57	0	27	56	28	21	397	11.7
01-02	28	23	634	22.6	105	223	.471	9	28.321	76	95	.800	75	99	174	6.2	47	1	27	48	11	28	295	10.5
02-03	38	38	944	24.8	234	409	.572	26	65.400	118	156	.756	124	110	234	6.2	55	0	34	69	22	31	612	16.1
<b>TOTAL</b>	<b>137</b>	<b>94</b>	<b>3012</b>	<b>22.0</b>	<b>554</b>	<b>1083</b>	<b>.512</b>	<b>55</b>	<b>140.393</b>	<b>345</b>	<b>460</b>	<b>.750</b>	<b>360</b>	<b>426</b>	<b>786</b>	<b>5.7</b>	<b>209</b>	<b>1</b>	<b>108</b>	<b>235</b>	<b>78</b>	<b>107</b>	<b>1508</b>	<b>11.0</b>

**19.**

**#00 MICHELLE SNOW** » 1,497 CAREER POINTS  
6'5" » CENTER » PENSACOLA, FLORIDA

Year	GP	GS	Min	Avg	FG	FGA	Pct	3FG3FGA	Pct	FT	FTA	Pct	Off	Def	Tot	Avg	PF	FO	Ast	TO	Blk	Stl	Pts	Avg
98-99	34	16	740	21.8	117	195	.600	0	0.000	56	108	.519	73	145	218	6.4	101	5	12	63	46	24	290	8.5
99-00	37	33	919	24.8	181	326	.555	0	1.000	73	116	.629	95	137	232	6.3	102	1	16	81	47	28	435	11.8
00-01	33	28	771	23.4	143	250	.572	0	0.000	79	130	.608	74	150	224	6.8	90	2	26	74	46	21	365	11.1
01-02	33	28	823	24.9	144	286	.503	0	0.000	119	158	.753	63	151	214	6.5	82	1	17	58	55	24	407	12.3
<b>TOTAL</b>	<b>137</b>	<b>105</b>	<b>3253</b>	<b>23.7</b>	<b>585</b>	<b>1057</b>	<b>.553</b>	<b>0</b>	<b>1.000</b>	<b>327</b>	<b>512</b>	<b>.639</b>	<b>305</b>	<b>583</b>	<b>888</b>	<b>6.5</b>	<b>375</b>	<b>9</b>	<b>71</b>	<b>276</b>	<b>194</b>	<b>97</b>	<b>1497</b>	<b>10.9</b>

20.

**#32 DAEDRA CHARLES** » 1,495 CAREER POINTS  
6'3" » CENTER » DETROIT MICHIGAN

Year	GP	GS	Min	Avg	FG	FGA	Pct	3FG	3FGA	Pct	FT	FTA	Pct	Off	Def	Tot	Avg	PF	FO	Ast	TO	Blk	Stl	Pts	Avg
88-89	37	23	916	24.8	139	258	.539	0	0.000		85	151	.563	101	148	249	6.7	82	1	27	98	20	57	363	9.8
89-90	33	33	927	29.5	212	385	.551	0	0.000		101	180	.561	145	142	287	8.7	86	1	29	73	36	50	525	15.9
90-91	35	35	1058	30.2	243	434	.560	0	0.000		121	208	.582	138	184	322	9.2	103	6	37	88	39	72	607	17.3
<b>TOTAL</b>	<b>105</b>	<b>91</b>	<b>2946</b>	<b>28.1</b>	<b>594</b>	<b>1077</b>	<b>.552</b>	<b>0</b>	<b>0.000</b>		<b>307</b>	<b>539</b>	<b>.570</b>	<b>384</b>	<b>474</b>	<b>858</b>	<b>8.2</b>	<b>271</b>	<b>8</b>	<b>93</b>	<b>259</b>	<b>95</b>	<b>179</b>	<b>1495</b>	<b>14.2</b>

21.

**#10 MEIGHAN SIMMONS** » 1,487 CAREER POINTS  
5'9" » GUARD » CIBOLO, TEXAS

Year	GP	GS	Min	Avg	FG	FGA	Pct	3FG	3FGA	Pct	FT	FTA	Pct	Off	Def	Tot	Avg	PF	FO	Ast	TO	Blk	Stl	Pts	Avg
10-11	37	36	974	26.3	183	438	.418	63	187	.337	71	96	.740	24	77	101	2.7	69	1	104	104	7	24	500	13.5
11-12	36	22	901	25.0	143	381	.375	51	164	.311	61	83	.735	22	59	81	2.3	47	0	47	72	12	30	398	11.1
12-13	35	35	1108	31.7	217	527	.412	69	189	.365	86	101	.851	33	93	126	3.6	76	0	73	93	11	50	589	16.8
<b>TOTAL</b>	<b>108</b>	<b>93</b>	<b>2983</b>	<b>27.6</b>	<b>543</b>	<b>1346</b>	<b>.403</b>	<b>183</b>	<b>540</b>	<b>.339</b>	<b>218</b>	<b>280</b>	<b>.779</b>	<b>79</b>	<b>229</b>	<b>308</b>	<b>2.9</b>	<b>192</b>	<b>1</b>	<b>224</b>	<b>269</b>	<b>30</b>	<b>104</b>	<b>1487</b>	<b>13.8</b>

22.

**#11 DENA HEAD** » 1,483 CAREER POINTS  
5'11" » GUARD » CANTON, MICHIGAN

Year	GP	GS	Min	Avg	FG	FGA	Pct	3FG	3FGA	Pct	FT	FTA	Pct	Off	Def	Tot	Avg	PF	FO	Ast	TO	Blk	Stl	Pts	Avg
88-89	37	16	830	22.4	86	196	.439	0	2.000		66	89	.742	30	82	112	3.0	61	0	112	119	8	42	238	6.4
89-90	33	33	950	28.8	147	325	.452	1	1.000		81	112	.723	77	99	176	5.3	67	0	126	104	11	55	376	11.4
90-91	35	32	1044	29.8	163	324	.503	25	51	.490	107	150	.713	65	133	198	5.7	79	1	125	127	10	57	458	13.1
91-92	30	30	819	27.3	148	304	.487	14	39	.359	101	141	.716	86	68	154	5.1	77	2	76	85	7	60	411	13.7
<b>TOTAL</b>	<b>135</b>	<b>111</b>	<b>3643</b>	<b>27.0</b>	<b>544</b>	<b>1149</b>	<b>.473</b>	<b>40</b>	<b>93</b>	<b>.430</b>	<b>355</b>	<b>492</b>	<b>.722</b>	<b>258</b>	<b>382</b>	<b>640</b>	<b>4.7</b>	<b>284</b>	<b>3</b>	<b>439</b>	<b>435</b>	<b>36</b>	<b>214</b>	<b>1483</b>	<b>11.0</b>

23.

**#5 ANGIE BJORKLUND** » 1,469 CAREER POINTS  
6'0" » GUARD/FORWARD » SPOKANE VALLEY, WASHINGTON

Year	GP	GS	Min	Avg	FG	FGA	Pct	3FG	3FGA	Pct	FT	FTA	Pct	Off	Def	Tot	Avg	PF	FO	Ast	TO	Blk	Stl	Pts	Avg
07-08	38	30	905	23.8	115	298	.386	68	185	.368	20	23	.870	42	78	120	3.2	79	3	52	62	5	31	318	8.4
08-09	28	25	892	31.9	122	319	.382	62	152	.408	38	48	.792	38	45	83	3.0	73	1	74	64	9	30	344	12.3
09-10	35	34	1141	32.6	178	427	.417	102	239	.427	29	39	.744	20	76	96	2.7	58	0	100	62	6	33	487	13.9
10-11	31	24	843	27.2	114	262	.435	73	162	.451	19	25	.760	26	56	82	2.6	57	0	68	41	10	24	320	10.3
<b>TOTAL</b>	<b>132</b>	<b>113</b>	<b>3801</b>	<b>28.8</b>	<b>529</b>	<b>1306</b>	<b>.405</b>	<b>305</b>	<b>738</b>	<b>.413</b>	<b>106</b>	<b>135</b>	<b>.785</b>	<b>126</b>	<b>255</b>	<b>381</b>	<b>2.9</b>	<b>267</b>	<b>4</b>	<b>294</b>	<b>229</b>	<b>30</b>	<b>118</b>	<b>1469</b>	<b>11.1</b>

24.

**#44 CINDY BROGDON** » 1,458 POINTS AT UT *(overall total of 3,204/transfer from Mercer)*  
5'10" » FORWARD » BUFORD, GEORGIA

Year	GP	GS	Min	Avg	FG	FGA	Pct	3FG	3FGA	Pct	FT	FTA	Pct	Off	Def	Tot	Avg	PF	FO	Ast	TO	Blk	Stl	Pts	Avg
75-76 (Mercer)	30				348	706	.490				206	247	.830			319	10.6	75	1					902	30.1
76-77 (Mercer)	28				335	690	.490				174	216	.810			286	10.2	75	3	116				844	30.1
77-78 (UT)	31				286	593	.482				102	118	.864			238	7.6	59	1	111				674	21.7
78-79 (UT)	39				344	693	.496				96	118	.813			185	4.7	87	1	150				784	20.1
<b>TOTAL</b>	<b>128</b>				<b>1313</b>	<b>2682</b>	<b>.490</b>				<b>578</b>	<b>699</b>	<b>.827</b>			<b>1028</b>	<b>8.3</b>	<b>296</b>	<b>6</b>	<b>377</b>				<b>3204</b>	<b>25.0</b>

25.

**#30 SHELIA COLLINS** » 1,423 CAREER POINTS  
5'9" » GUARD » COLBERT, GEORGIA

Year	GP	GS	Min	Avg	FG	FGA	Pct	3FG	3FGA	Pct	FT	FTA	Pct	Off	Def	Tot	Avg	PF	FO	Ast	TO	Blk	Stl	Pts	Avg
81-82	29	21	809	27.9	155	362	.428	0	0.000		102	135	.756	82	86	168	5.8	94	3	68	100	30	72	412	14.2
82-83	12	0	187	15.6	41	79	.519	0	0.000		21	31	.677	19	20	39	3.3	36	2	14	27	9	9	103	8.6
83-84	33	26	837	25.4	142	352	.403	0	0.000		61	98	.622	57	74	131	4.0	98	3	113	90	16	84	345	10.5
84-85	31	31	911	29.4	213	487	.437	0	0.000		137	175	.783	136	154	290	9.4	96	2	72	99	20	113	563	18.2
<b>TOTAL</b>	<b>105</b>	<b>78</b>	<b>2744</b>	<b>26.1</b>	<b>551</b>	<b>1280</b>	<b>.430</b>	<b>0</b>	<b>0.000</b>		<b>321</b>	<b>439</b>	<b>.731</b>	<b>294</b>	<b>334</b>	<b>628</b>	<b>6.0</b>	<b>324</b>	<b>10</b>	<b>267</b>	<b>316</b>	<b>75</b>	<b>278</b>	<b>1423</b>	<b>13.6</b>

26.

**#14 ALEXIS HORNBuckle** » 1,333 CAREER POINTS  
5'11" » GUARD » CHARLESTON, WEST VIRGINIA

Year	GP	GS	Min	Avg	FG	FGA	Pct	3FG	3FGA	Pct	FT	FTA	Pct	Off	Def	Tot	Avg	PF	FO	Ast	TO	Blk	Stl	Pts	Avg
04-05	35	21	905	25.9	116	261	.444	9	27	.333	60	99	.606	71	119	190	5.4	90	3	110	80	21	64	301	8.6
05-06	29	24	802	27.7	102	244	.418	9	38	.237	73	98	.745	55	100	155	5.3	72	1	113	79	14	91	286	9.9
06-07	37	37	1138	30.8	150	341	.440	29	84	.345	49	67	.731	71	119	190	5.1	92	1	146	100	17	114	378	10.2
07-08	37	37	1160	31.4	141	318	.443	39	92	.424	47	70	.671	83	122	205	5.5	87	1	134	85	31	104	368	9.9
<b>TOTAL</b>	<b>138</b>	<b>119</b>	<b>4005</b>	<b>29.0</b>	<b>509</b>	<b>1164</b>	<b>.437</b>	<b>86</b>	<b>241</b>	<b>.357</b>	<b>229</b>	<b>334</b>	<b>.686</b>	<b>280</b>	<b>460</b>	<b>740</b>	<b>5.4</b>	<b>341</b>	<b>6</b>	<b>503</b>	<b>344</b>	<b>83</b>	<b>373</b>	<b>1333</b>	<b>9.7</b>

RECORDS

27.

**#33 TONYA EDWARDS » 1,309 CAREER POINTS**  
5'10" » GUARD » FLINT, MICHIGAN

Year	GP	GS	Min	Avg	FG	FGA	Pct	3FG	3FGA	Pct	FT	FTA	Pct	Off	Def	Tot	Avg	PF	FO	Ast	TO	Blk	Stl	Pts	Avg
86-87	34	5	627	18.4	107	248	.431	0	0.000	89	114	.781	30	61	91	2.7	83	4	76	77	6	46	303	8.9	
87-88	34	11	825	24.3	158	345	.458	7	14.500	115	153	.752	77	88	165	4.9	76	1	112	106	11	78	438	12.9	
88-89	20	20	504	25.2	67	149	.450	1	9.111	59	74	.797	14	45	59	3.0	43	1	67	68	3	46	194	9.7	
89-90	33	33	894	27.1	126	300	.420	14	38.368	108	142	.761	25	79	104	3.2	82	0	111	93	2	56	374	11.3	
TOTAL	121	69	2850	23.6	458	1042	.440	22	61.361	371	483	.768	146	273	419	3.5	284	6	366	344	22	226	1309	10.8	

28.

**#5 LATINA DAVIS » 1,260 CAREER POINTS**  
5'6" » GUARD » WINCHESTER, TENNESSEE

Year	GP	GS	Min	Avg	FG	FGA	Pct	3FG	3FGA	Pct	FT	FTA	Pct	Off	Def	Tot	Avg	PF	FO	Ast	TO	Blk	Stl	Pts	Avg
92-93	32	0	525	16.4	54	149	.362	9	41.220	74	100	.740	52	47	99	3.1	73	3	46	50	7	45	191	6.0	
93-94	33	0	617	18.7	97	200	.485	10	31.323	51	58	.879	48	67	115	3.5	92	5	59	53	5	50	255	7.7	
94-95	36	34	972	27.0	131	295	.444	13	37.351	101	126	.802	73	85	158	4.4	111	3	63	75	2	53	376	10.4	
95-96	35	35	1025	29.3	172	345	.499	4	12.333	90	127	.709	79	94	173	4.9	95	3	92	69	6	50	438	12.5	
TOTAL	136	69	3139	23.1	454	989	.459	36	121.298	316	411	.769	252	293	545	4.0	371	14	260	247	20	198	1260	9.3	

29.

**#52 ABBY CONKLIN » 1,226 CAREER POINTS**  
6'3" » FORWARD » CHARLESTOWN, INDIANA

Year	GP	GS	Min	Avg	FG	FGA	Pct	3FG	3FGA	Pct	FT	FTA	Pct	Off	Def	Tot	Avg	PF	FO	Ast	TO	Blk	Stl	Pts	Avg
93-94	33	0	371	11.2	61	123	.496	5	18.278	31	40	.775	26	50	76	2.3	39	0	13	26	21	13	158	4.8	
94-95	37	8	615	16.6	78	220	.355	32	113.283	30	34	.882	30	70	108	2.9	50	0	25	45	19	16	218	5.9	
95-96	35	30	951	27.2	160	353	.453	38	90.422	47	66	.712	69	122	191	5.5	79	0	41	44	32	30	405	11.6	
96-97	38	25	920	24.2	165	376	.439	49	128.383	66	79	.835	53	129	182	4.8	90	2	32	52	30	32	445	11.7	
TOTAL	143	63	2857	20.0	464	1072	.433	124	349.355	174	219	.795	186	371	557	3.9	258	2	111	167	102	91	1226	8.6	

30.

**#21 LISA HARRISON » 1,135 CAREER POINTS**  
6'0" » FORWARD » LOUISVILLE, KENTUCKY

Year	GP	GS	Min	Avg	FG	FGA	Pct	3FG	3FGA	Pct	FT	FTA	Pct	Off	Def	Tot	Avg	PF	FO	Ast	TO	Blk	Stl	Pts	Avg
89-90	33	10	682	20.7	107	231	.463	0	2.000	41	65	.631	64	95	159	4.8	51	0	50	63	9	32	255	7.7	
90-91	34	21	867	25.5	114	289	.394	0	1.000	31	61	.508	70	121	191	5.6	71	1	72	67	12	28	259	7.6	
91-92	31	15	636	20.5	75	193	.389	0	2.000	24	33	.727	58	103	161	5.2	40	0	60	35	11	40	174	5.6	
92-93	32	32	953	29.8	196	419	.468	1	4.250	54	87	.621	111	189	300	9.4	54	0	82	52	9	65	447	14.0	
TOTAL	130	78	3138	24.1	492	1132	.435	1	9.111	150	246	.610	303	508	811	6.2	216	1	264	217	41	165	1135	8.7	

31.

**#44 LEA HENRY » 1,128 CAREER POINTS**  
5'4" » GUARD » DAMASCUS, GEORGIA

Year	GP	GS	Min	Avg	FG	FGA	Pct	3FG	3FGA	Pct	FT	FTA	Pct	Off	Def	Tot	Avg	PF	FO	Ast	TO	Blk	Stl	Pts	Avg
79-80	38				160	348	.460				8	17	.470			77	2.0	63	0	119	93	3	66	328	8.6
80-81	31	31	1131	36.5	145	282	.514				28	43	.651			67	2.2	62	0	165	69	4	50	318	10.3
81-82	32	25	1005	31.4	106	254	.417				22	39	.564			38	1.2	54	1	158	78	1	40	234	7.3
82-83	33	33	978	29.6	107	229	.467				34	47	.723			63	1.9	76	3	145	77	4	70	248	7.5
TOTAL	134				518	1113	.465				92	146	.630			245	1.8	255	4	587	317	12	226	1128	8.4

32.

**#55 PAULA TOWNS » 1,104 CAREER POINTS**  
6'1" » CENTER » FORT VALLEY, GEORGIA

Year	GP	GS	Min	Avg	FG	FGA	Pct	3FG	3FGA	Pct	FT	FTA	Pct	Off	Def	Tot	Avg	PF	FO	Ast	TO	Blk	Stl	Pts	Avg
80-81	24	0	153	6.4	11	32	.344	0	0.000	18	29	.621	28	31	59	2.5	14	1	3	15	1	6	40	1.7	
81-82	31	30	951	30.7	184	321	.573	0	0.000	73	99	.737	105	141	246	7.9	107	5	9	72	8	48	441	14.2	
82-83	28	25	710	25.4	134	256	.523	0	0.000	44	67	.657	96	109	205	7.3	88	4	4	43	13	32	312	11.1	
83-84	33	30	816	24.7	133	262	.508	0	0.000	45	63	.714	115	127	242	7.3	92	2	6	62	12	26	311	9.4	
TOTAL	116	85	2630	22.7	462	871	.530	0	0.000	180	258	.698	344	408	752	6.5	301	12	22	192	34	112	1104	9.5	

33.

**#55 NICKY ANOSIKE » 1,099 CAREER POINTS**  
6'4" » FORWARD/CENTER » STATEN ISLAND, NEW YORK

Year	GP	GS	Min	Avg	FG	FGA	Pct	3FG	3FGA	Pct	FT	FTA	Pct	Off	Def	Tot	Avg	PF	FO	Ast	TO	Blk	Stl	Pts	Avg
04-05	35	25	709	20.3	57	155	.368	0	0.000	119	181	.657	104	110	214	6.1	104	5	50	60	33	48	233	6.7	
05-06	36	34	844	23.4	78	153	.510	0	0.000	99	139	.712	96	98	194	5.4	104	3	55	63	47	51	255	7.1	
06-07	37	36	1001	27.1	100	234	.427	0	0.000	78	130	.600	113	116	229	6.2	104	6	60	72	41	49	278	7.5	
07-08	38	38	954	25.1	124	272	.456	0	0.000	85	136	.625	124	153	277	7.3	99	5	81	70	40	65	333	8.8	
TOTAL	146	133	3508	24.0	359	814	.441	0	0.000	381	586	.650	437	477	914	6.3	411	19	246	265	161	213	1099	7.5	

**34.****#10 TIFFANY WOOSLEY** » 1,096 CAREER POINTS  
5'6" » GUARD » SHELBYVILLE, TENNESSEE

Year	GP	GS	Min	Avg	FG	FGA	Pct	3FG	3FGA	Pct	FT	FTA	Pct	Off	Def	Tot	Avg	PF	FO	Ast	TO	Blk	Stl	Pts	Avg
91-92	31	4	621	20.0	87	205	.424	28	69	.406	73	92	.793	17	48	65	2.1	39	0	57	61	2	24	275	8.9
92-93	32	32	1008	31.5	118	319	.370	46	137	.336	86	104	.827	16	62	78	2.4	61	0	93	81	1	51	368	11.5
93-94	33	29	967	29.3	119	263	.452	46	101	.455	110	125	.880	12	53	65	2.0	52	0	106	87	2	34	394	11.9
94-95	8	5	234	29.3	16	52	.308	12	31	.387	15	27	.556	6	15	21	2.6	11	0	8	16	1	12	59	7.4
<b>TOTAL</b>	<b>104</b>	<b>70</b>	<b>2830</b>	<b>27.2</b>	<b>340</b>	<b>839</b>	<b>.405</b>	<b>132</b>	<b>338</b>	<b>.391</b>	<b>284</b>	<b>348</b>	<b>.816</b>	<b>51</b>	<b>178</b>	<b>229</b>	<b>2.2</b>	<b>163</b>	<b>0</b>	<b>264</b>	<b>245</b>	<b>6</b>	<b>121</b>	<b>1096</b>	<b>10.5</b>

**35.****#1 SIDNEY SPENCER** » 1,088 CAREER POINTS  
6'3" » FORWARD » HOOVER, ALABAMA

Year	GP	GS	Min	Avg	FG	FGA	Pct	3FG	3FGA	Pct	FT	FTA	Pct	Off	Def	Tot	Avg	PF	FO	Ast	TO	Blk	Stl	Pts	Avg
03-04	35	0	589	16.8	68	156	.436	11	38	.289	44	56	.786	49	73	122	3.5	85	1	33	40	8	14	191	5.5
04-05	25	13	469	18.8	47	120	.392	7	20	.350	28	35	.800	43	56	99	4.0	46	2	18	28	16	15	129	5.2
05-06	36	23	915	25.4	124	271	.458	53	122	.434	37	40	.925	52	72	124	3.4	75	2	46	46	10	28	338	9.4
06-07	37	37	1060	28.6	157	373	.421	62	156	.397	54	60	.900	79	77	156	4.2	81	1	39	58	10	40	430	11.6
<b>TOTAL</b>	<b>133</b>	<b>73</b>	<b>3033</b>	<b>22.8</b>	<b>396</b>	<b>920</b>	<b>.430</b>	<b>133</b>	<b>336</b>	<b>.396</b>	<b>163</b>	<b>191</b>	<b>.853</b>	<b>223</b>	<b>278</b>	<b>501</b>	<b>3.8</b>	<b>287</b>	<b>6</b>	<b>136</b>	<b>172</b>	<b>44</b>	<b>97</b>	<b>1088</b>	<b>8.2</b>

**36.****#20 PEGGY EVANS** » 1,076 CAREER POINTS  
6'0" » CENTER » DETROIT, MICHIGAN

Year	GP	GS	Min	Avg	FG	FGA	Pct	3FG	3FGA	Pct	FT	FTA	Pct	Off	Def	Tot	Avg	PF	FO	Ast	TO	Blk	Stl	Pts	Avg
90-91	35	7	696	19.9	117	218	.537	0	0	0.000	64	86	.744	97	100	197	5.6	91	5	12	61	8	24	298	8.5
91-92	31	30	808	26.1	186	350	.531	0	0	0.000	86	150	.573	97	104	201	6.5	80	4	33	58	13	60	458	14.8
92-93	28	24	694	24.8	137	296	.463	0	1	0.000	46	72	.639	94	80	174	6.2	72	2	30	57	9	30	320	11.4
<b>TOTAL</b>	<b>94</b>	<b>61</b>	<b>2198</b>	<b>23.4</b>	<b>440</b>	<b>864</b>	<b>.509</b>	<b>0</b>	<b>1</b>	<b>0.000</b>	<b>196</b>	<b>308</b>	<b>.636</b>	<b>288</b>	<b>284</b>	<b>572</b>	<b>6.1</b>	<b>243</b>	<b>11</b>	<b>75</b>	<b>176</b>	<b>30</b>	<b>114</b>	<b>1076</b>	<b>11.4</b>

**37.****#13 TABER SPANI** » 1,053 CAREER POINTS  
6'1" » GUARD/FORWARD » LEE'S SUMMIT, MISSOURI

Year	GP	GS	Min	Avg	FG	FGA	Pct	3FG	3FGA	Pct	FT	FTA	Pct	Off	Def	Tot	Avg	PF	FO	Ast	TO	Blk	Stl	Pts	Avg
09-10	33	16	635	19.2	69	167	.413	26	71	.366	28	37	.757	41	49	90	2.7	40	0	43	41	8	11	192	5.8
10-11	37	26	842	22.8	108	250	.432	35	95	.368	44	55	.800	51	102	153	4.1	44	0	51	51	8	17	295	8.0
11-12	27	15	562	20.8	61	164	.372	34	85	.400	23	30	.767	25	44	69	2.6	21	0	34	39	6	11	179	6.6
12-13	35	26	971	27.7	137	307	.446	48	130	.369	65	76	.855	49	108	157	4.5	47	0	41	46	12	20	387	11.1
<b>TOTAL</b>	<b>132</b>	<b>83</b>	<b>3010</b>	<b>22.8</b>	<b>375</b>	<b>888</b>	<b>.422</b>	<b>143</b>	<b>381</b>	<b>.375</b>	<b>160</b>	<b>198</b>	<b>.808</b>	<b>166</b>	<b>303</b>	<b>469</b>	<b>3.6</b>	<b>152</b>	<b>0</b>	<b>169</b>	<b>177</b>	<b>34</b>	<b>59</b>	<b>1053</b>	<b>8.0</b>

**38.****#3 MICHELLE MARCINIAK** » 1,004 POINTS AT UT (overall total of 1,385/transfer from Notre Dame)  
5'9" » GUARD » MACUNGIE, PENNSYLVANIA

Year	GP	GS	Min	Avg	FG	FGA	Pct	3FG	3FGA	Pct	FT	FTA	Pct	Off	Def	Tot	Avg	PF	FO	Ast	TO	Blk	Stl	Pts	Avg
91-92 (ND)	31	16	814	26.3	142	357	.398	12	60	.200	85	110	.773	40	66	106	3.4	86	2	85	134	10	63	381	12.3
92-93 (UT)	32	4	567	17.7	66	163	.405	22	67	.328	44	64	.688	18	41	59	1.8	57	0	93	73	5	50	198	6.2
93-94 (UT)	36	36	1050	29.2	131	295	.444	31	102	.304	97	133	.729	24	74	98	2.7	77	2	204	132	4	83	390	10.8
94-95 (UT)	36	36	1123	31.2	151	344	.439	13	64	.203	101	127	.795	23	85	108	3.0	70	2	152	101	11	101	416	11.6
<b>TOTAL</b>	<b>135</b>	<b>92</b>	<b>3554</b>	<b>26.3</b>	<b>490</b>	<b>1159</b>	<b>.423</b>	<b>78</b>	<b>293</b>	<b>.266</b>	<b>327</b>	<b>434</b>	<b>.753</b>	<b>105</b>	<b>266</b>	<b>371</b>	<b>2.7</b>	<b>290</b>	<b>6</b>	<b>534</b>	<b>440</b>	<b>30</b>	<b>297</b>	<b>1385</b>	<b>10.3</b>

**SPECIAL CONSIDERATION**

Senior transfer All-Americans and Olympians Patricia Roberts and Jill Rankin played for the Lady Vols during their senior year only. Though they didn't become 1,000-point scorers at UT, their career marks are some of the nation's all-time bests.

**#44 PATRICIA ROBERTS** » 2,447 CAREER POINTS  
6'1" » CENTER » MONROE, GEORGIA » 987 POINTS AT UT/2,457 CAREER

Year	GP	GS	Min	Avg	FG	FGA	Pct	3FG	3FGA	Pct	FT	FTA	Pct	Off	Def	Tot	Avg	PF	FO	Ast	TO	Blk	Stl	Pts	Avg	
73-74 (Emporia State)	22										55	84	.655				259	12.3							373	17.0
74-75 (Emporia State)	21				192	309	.621				48	89	.652				305	12.7							439	20.9
75-76 (Emporia State)	24				305	474	.643																		658	27.4
76-77 (UT)	33				428	662	.646				131	175	.748				467	14.2	97	4	54				987	29.9
<b>TOTAL</b>	<b>100</b>				<b>925</b>	<b>1445</b>	<b>.640</b>				<b>234</b>	<b>348</b>	<b>.672</b>				<b>1031</b>	<b>13.1</b>							<b>2447</b>	<b>24.5</b>

**#13 JILL RANKIN** » 2,851 CAREER POINTS  
6'3" » CENTER » PHILLIPS, TEXAS » 730 POINTS AT UT/2,851 CAREER

Year	GP	GS	Min	Avg	FG	FGA	Pct	3FG	3FGA	Pct	FT	FTA	Pct	Off	Def	Tot	Avg	PF	FO	Ast	TO	Blk	Stl	Pts	Avg	
76-77 (Wayland Baptist)	36				218	368	.592				91	131	.695				257	7.0							527	14.6
77-78 (Wayland Baptist)	38				259	426	.607				76	121	.628				262	6.9							594	15.6
78-79 (Wayland Baptist)	34				410	698	.587				180	234	.769				305	9.0							1000	29.4
79-80 (UT)	38				296	536	.552				138	172	.802				277	7.3	112	2					730	19.2
<b>TOTAL</b>	<b>146</b>				<b>1183</b>	<b>2028</b>	<b>.583</b>				<b>485</b>	<b>658</b>	<b>.737</b>				<b>1101</b>	<b>7.5</b>							<b>2851</b>	<b>19.5</b>



**GREAT LADY VOL REBOUNDERS**

**■ 1,000 CAREER REBOUNDS**

**1. CHAMIQUE HOLDSCLAW**

1,295 CAREER REBOUNDS  
(1995-99) » 6-2 » F

YEAR	RBS-AVG
95-96	326-9.1
96-97	367-9.4
97-98	328-8.4
98-99	274-8.1
<b>TOTAL</b>	<b>1295-8.8</b>

**2. GLORY JOHNSON**

1,218 CAREER REBOUNDS  
(2008-12) » 6-3 » F

YEAR	RBS-AVG
08-09	236-7.2
09-10	268-7.7
10-11	359-9.7
11-12	355-9.9
<b>TOTAL</b>	<b>1218-8.6</b>

**3. SHEILA FROST**

1,043 CAREER REBOUNDS  
(1985-89) » 6-4 » C

YEAR	RBS-AVG
85-86	309-9.4
86-87	216-6.4
87-88	269-7.9
88-89	249-6.7
<b>TOTAL</b>	<b>1043-7.6</b>

**4. TAMIKA CATCHINGS**

1,004 CAREER REBOUNDS  
(1997-01) » 6-1 » F

YEAR	RBS-AVG
97-98	313-8.0
99-99	249-7.3
99-00	292-7.9
00-01	150-8.8
<b>TOTAL</b>	<b>1004-7.9</b>

**■ 900 CAREER REBOUNDS**

**5. MARY OSTROWSKI**

994 CAREER REBOUNDS  
(1980-84) » 6-2 » F/C

YEAR	RBS-AVG
80-81	203-7.0
81-82	273-8.5
82-83	250-7.6
83-84	268-8.6
<b>TOTAL</b>	<b>994-8.0</b>

**6. CANDACE PARKER**

972 CAREER REBOUNDS  
(2005-08) » 6-4 » G/F/C

YEAR	RBS-AVG
05-06	298-8.3
06-07	352-9.8
07-08	322-8.5
<b>TOTAL</b>	<b>972-8.8</b>

**7. DEBBIE GROOVER**

957 REBOUNDS  
(1977-81) » 6-0 » C

YEAR	RBS-AVG
77-78	173-5.6
78-79	338-8.7
79-80	268-7.1
80-81	178-5.7
<b>TOTAL</b>	<b>957-6.9</b>

**8. SHYRA ELY**

940 REBOUNDS  
(2001-05) » 6-2 » F

YEAR	RBS-AVG
01-02	177-5.4
02-03	238-6.6
03-04	279-8.0
04-05	246-7.0
<b>TOTAL</b>	<b>940-6.8</b>

**9. BRIDGETTE GORDON**

915 REBOUNDS  
(1985-89) » 6-0 » F

YEAR	RBS-AVG
85-86	208-6.1
86-87	232-6.8
87-88	224-6.8
88-89	251-7.0
<b>TOTAL</b>	<b>915-6.7</b>

**10. NICKY ANOSIKE**

914 REBOUNDS  
(2004-08) » 6-4 » F/C

YEAR	RBS-AVG
04-05	214-6.1
05-06	194-5.4
06-07	229-6.2
07-08	277-7.3
<b>TOTAL</b>	<b>914-6.3</b>

**11. SHEKINNA STRICKLEN**

905 REBOUNDS  
(2008-12) » 6-2 » G/F

YEAR	RBS-AVG
08-09	190-5.9
09-10	213-6.1
10-11	270-7.3
11-12	232-6.6
<b>TOTAL</b>	<b>905-6.5</b>

**■ 800 CAREER REBOUNDS**

**12. MICHELLE SNOW**

888 REBOUNDS  
(1998-02) » 6-5 » C

YEAR	RBS-AVG
98-99	218-6.4
99-00	232-6.3
00-01	224-6.8
01-02	214-6.5
<b>TOTAL</b>	<b>888-6.5</b>

**13. DANA JOHNSON**

884 REBOUNDS  
(1991-95) » 6-2 » C

YEAR	RBS-AVG
91-92	172-5.5
92-93	182-5.7
93-94	241-7.3
94-95	289-7.8
<b>TOTAL</b>	<b>884-6.6</b>

**14. DAEDRA CHARLES**

858 REBOUNDS  
(1988-91) » 6-3 » C

YEAR	RBS-AVG
88-89	249-6.7
89-90	287-8.7
90-91	322-9.2
<b>TOTAL</b>	<b>858-8.2</b>

**15. PASHEN THOMPSON**

816 REBOUNDS  
(1993-97) » 6-1 » C

YEAR	RBS-AVG
93-94	185-5.6
94-95	131-5.5
95-96	253-7.2
97-98	247-6.5
<b>TOTAL</b>	<b>816-6.3</b>

**16. LISA HARRISON**

811 REBOUNDS  
(1989-93) » 6-0 » F

YEAR	RBS-AVG
89-90	159-4.8
90-91	191-5.6
91-92	161-5.2
92-93	300-9.4
<b>TOTAL</b>	<b>811-6.2</b>



# TENNESSEE INDIVIDUAL & TEAM RECORDS

## INDIVIDUAL RECORDS

### SINGLE GAME

<b>Points</b>	51, Patricia Roberts vs. Kentucky (11/13/76)
<b>Field Goals</b>	24, Patricia Roberts vs. Kentucky (11/13/76)
<b>Field Goal Attempts</b>	31, Patricia Roberts vs. Kentucky (11/13/76)
<b>Field Goal Percentage</b>	1.000 (14-14) Gwen Jackson vs. Puerto Rico-Mayaguez (11/29/02)
<b>3-Point Field Goals</b>	8, Meighan Simmons vs. Lamar (12/17/10)
<b>3-Point Field Goal Attempts</b>	16, Angie Bjorklund vs. Arkansas (1/24/08)
<b>3-Point Field Goal Percentage</b>	1.000 (6-6), Tasha Butts vs. Vanderbilt (2/15/04) Kara Lawson vs. Vanderbilt (2/27/03)
<b>Free Throws</b>	17, Candace Parker vs. Middle Tennessee (12/13/07) Bridgette Gordon vs. Long Beach State (3/25/89)
<b>Free Throw Attempts</b>	21, Candace Parker vs. Middle Tennessee (12/13/07)
<b>Free Throw Percentage</b>	1.000 (13-13), Gail Dobson vs. Union (3/17/75)
<b>Rebounds</b>	24, Patricia Roberts vs. Anderson (2/19/77)
<b>Assists</b>	18, Dawn Marsh vs. Georgia (3/6/88)
<b>Blocks</b>	12, Kelley Cain vs. LSU (2/22/10)
<b>Steals</b>	11, Michelle Marciniak vs. Kentucky (1/14/96)
<b>Dunks</b>	2, Candace Parker vs. Army (3/19/06)
<b>Triple-Doubles</b>	1, Shekinna Stricklen vs. Oklahoma (1/3/10; 17 pts, 13 rebs, 12 asts) Shelia Collins at Florida State (2/8/85; 18 pts, 10 rebs, 10 stls)

### SEASON

<b>Points</b>	987, Patricia Roberts (1976-77)
<b>Scoring Average</b>	29.9, Patricia Roberts (1976-77)
<b>Field Goals</b>	428, Patricia Roberts (1976-77)
<b>Field Goal Attempts</b>	693, Cindy Brogdon (1978-79)
<b>Field Goal Percentage</b>	67.9, Cindy Noble (1979-80)
<b>3-Point Field Goals</b>	103, Shanna Zolman (2005-06)
<b>3-Point Field Goal Attempts</b>	239, Angie Bjorklund (2009-10)
<b>3-Point Field Goal Percentage</b>	.490 (25-51), Dena Head (1990-91)
<b>Free Throws</b>	201, Candace Parker (2007-08)
<b>Free Throw Attempts</b>	288, Candace Parker (2007-08)
<b>Free Throw Percentage</b>	.957 (88-92), Shanna Zolman (2003-04)
<b>Consecutive Free Throws</b>	45, Shanna Zolman (1/29/04-12/12/04) 45, Tiffany Woosley (12/21/92-2/6/93) 46, Patricia Roberts (1976-77)
<b>Rebounds</b>	467, Patricia Roberts (1976-77)
<b>Rebound Average</b>	14.2, Patricia Roberts (1976-77)
<b>Assists</b>	243, Dawn Marsh (1987-88)
<b>Assist Average</b>	7.1, Dawn Marsh (1987-88)
<b>Blocks</b>	113, Kelley Cain (2009-10)
<b>Steals</b>	141, Holly Warlick (1978-79)
<b>Dunks</b>	4, Candace Parker (2006-07)
<b>Triple-Doubles</b>	1, Shekinna Stricklen (2009-10) Shelia Collins (1984-85)

### CAREER

<b>Points</b>	3,025, Chamique Holdsclaw (1995-99)
<b>Scoring Average</b>	29.9, Patricia Roberts (1976-77)
<b>Field Goals</b>	1,233, Chamique Holdsclaw (1995-99)
<b>Field Goal Attempts</b>	2,419, Chamique Holdsclaw (1995-99)
<b>Field Goal Percentage</b>	.647, Patricia Roberts (1976-77)
<b>3-Point Field Goals</b>	305, Angie Bjorklund (2007-11)
<b>3-Point Field Goal Attempts</b>	738, Angie Bjorklund (2007-11)
<b>3-Point Field Goal Percentage</b>	.425, Shanna Zolman (2002-06)
<b>Free Throws</b>	526, Candace Parker (2005-08)
<b>Free Throw Attempts</b>	796, Glory Johnson (2008-12)
<b>Free Throw Percentage</b>	.916, Shanna Zolman (2002-06)
<b>Rebounds</b>	1,295, Chamique Holdsclaw (1995-99)
<b>Assists</b>	755, Dawn Marsh (1984-88)
<b>Blocks</b>	275, Candace Parker (2005-08)
<b>Steals</b>	373, Alexis Hornbuckle (2004-08)
<b>Dunks</b>	7, Candace Parker (2005-08)
<b>Triple-Doubles</b>	1, Shekinna Stricklen (2009-10) Shelia Collins (1984-85)

## TEAM RECORDS

### SINGLE GAME

<b>Points</b>	136 vs. Puerto Rico-Mayaguez (11/29/02)
<b>Field Goals</b>	58 vs. Hawaii Pacific (12/20/85)
<b>Field Goal Attempts</b>	98 vs. Youngstown State (2/9/93)

<b>Field Goal Percentage</b>	.721 vs. Old Dominion (1/4/89)
<b>3-Point Field Goals</b>	16 vs. Kentucky (3/6/11)
<b>3-Point Field Goal Attempts</b>	36 vs. Notre Dame (1/21/10)
<b>3-Point Field Goal Percentage</b>	.875 (7-8) vs. Lamar (1/7/94)
<b>Free Throws</b>	40 vs. Florida (2/3/05)
<b>Free Throw Attempts</b>	53 vs. Long Beach State (12/3/88)
<b>Free Throw Percentage</b>	1.000 (9-9) vs. Southern Cal (4/1/84)
<b>Rebounds</b>	76 vs. Tennessee State (2/27/88)
<b>Assists</b>	41 vs. Hawaii Pacific (12/20/85)
<b>Blocks</b>	15 vs. Kentucky (2/25/10)
<b>Steals</b>	38 vs. Hawaii Pacific (12/20/85)
<b>Fouls</b>	32 vs. Stanford (12/14/91)
<b>Fewest Points</b>	44 vs. Notre Dame (1/23/12)
<b>Fewest Field Goals</b>	13 vs. Rutgers (3/29/05)
<b>Fewest Field Goal Attempts</b>	40 vs. Georgia (2/27/82)
<b>Fewest Free Throws</b>	1 vs. Rutgers (1/23/82)
<b>Fewest Free Throw Attempts</b>	2 vs. Rutgers (1/23/82)

### SEASON

<b>Points</b>	3,464 in 1997-98
<b>Scoring Average</b>	88.9 in 1987-88
<b>Field Goals</b>	1,292 in 1978-79
<b>Field Goal Percentage</b>	.517 in 1982-83
<b>3-Point Field Goals</b>	242 in 2010-11
<b>3-Point Field Goal Percentage</b>	.401 in 1990-91
<b>Free Throws</b>	782 in 1997-98
<b>Free Throw Percentage</b>	.761 in 2012-13
<b>Rebounds</b>	1,811 in 1978-79
<b>Rebound Average</b>	46.9 in 1992-93
<b>Wins/Consecutive Wins</b>	39 (1997-98)/46(1997-98)
<b>Losses/Consecutive Losses</b>	11 (1975-76), (2008-09)/3 (1985-86)

Note — All records are since the 1974-75 season

## SEASON HIGHS & LOWS

<b>MOST WINS</b>	39 (39-0), 1997-98
<b>FEWEST</b>	16 (16-8) 1974-75, (16-11), 1975-76
<b>MOST POINTS</b>	3,464, 1997-98
<b>FEWEST</b>	2,233, 1984-85
<b>BEST WON-LOST PERCENTAGE</b>	1.000 % (39-0), 1997-98
<b>WORST</b>	.592 (16-11), 1974-75
<b>MOST CONSECUTIVE WINS</b>	39, 1997-98
<b>MOST POINTS ALLOWED</b>	2,566, 1996-97
<b>FEWEST</b>	1,994, 1980-81
<b>HIGH SCORING AVERAGE</b>	88.9, 1987-88
<b>LOWEST</b>	69.3, 1983-84
<b>BEST DEFENSIVE AVERAGE</b>	55.5, 2006-07
<b>WORST</b>	68.2, 1981-82
<b>MOST GAMES PLAYED</b>	39, 1978-79, 1996-97, 1997-98
<b>FEWEST</b>	24, 1974-75
<b>MOST FG MADE</b>	1,292, 1978-79
<b>FEWEST</b>	837, 2008-09
<b>MOST FG ATTEMPTED</b>	2,679, 1997-98
<b>FEWEST</b>	1,859, 1980-81
<b>BEST FG PERCENTAGE</b>	51.7, 1982-83
<b>LOWEST</b>	41.3, 2008-09
<b>MOST 3FG MADE</b>	242, 2010-11
<b>FEWEST</b>	6, 1988-89
<b>MOST 3FG ATTEMPTED</b>	647, 2007-08
<b>FEWEST</b>	26, 1988-89
<b>BEST 3FG PERCENTAGE</b>	.401, 1990-91
<b>LOWEST</b>	.231, 1988-89
<b>MOST FT MADE</b>	782, 1997-98
<b>FEWEST</b>	368, 1976-77
<b>MOST FT ATTEMPTED</b>	1,110, 1997-98
<b>FEWEST</b>	556, 1976-77
<b>BEST FT PERCENTAGE</b>	.761, 2012-13
<b>LOWEST</b>	.627, 1985-86
<b>MOST REBOUNDS</b>	1,811, 1978-79
<b>FEWEST</b>	1,233, 1977-78
<b>BEST REBOUND AVERAGE</b>	46.9, 1992-93
<b>LOWEST</b>	38.4, 2006-07
<b>MOST ASSISTS</b>	715, 1979-80
<b>FEWEST</b>	413, 1992-93
<b>MOST BLOCKS</b>	228, 1997-98
<b>FEWEST</b>	73, 1978-79
<b>MOST STEALS</b>	567, 1978-79, 1997-98
<b>FEWEST</b>	239, 2009-10



# SCORING RECORDS

## TEAM RECORDS

### MOST POINTS SCORED

<b>Game:</b>	136	at Puerto Rico-Mayaguez	11/29/02
<b>Season:</b>	3,464	1997-98	39 games

### HIGHEST SCORING AVERAGE

<b>Season:</b>	88.9	1987-88	3,021 in 34 games
----------------	------	---------	-------------------

## INDIVIDUAL RECORDS

### MOST POINTS SCORED

<b>Game:</b>	51	Patricia Roberts	vs. Kentucky	11/13/76
<b>Season:</b>	987	Patricia Roberts	1976-77	33 games
<b>Career:</b>	3,025	Chamique Holdsclaw	1995-99	148 games

### HIGHEST SCORING AVERAGE

<b>Season:</b>	29.9	Patricia Roberts	1976-77	987/33 games
<b>Career:</b>	29.9	Patricia Roberts	1976-77	987/33 games

## CAREER LEADERS

### POINTS SCORED

Pts.	Player	Seasons
1. 3,025	Chamique Holdsclaw	1995-99
2. 2,462	Bridgette Gordon	1985-89
3. 2,137	Candace Parker	2005-08
4. 2,113	Tamika Catchings	1997-01
5. 1,950	Kara Lawson	1999-03
6. 1,915	Semeka Randall	1997-01
7. 1,882	Shekinna Stricklen	2008-12
8. 1,790	Sheila Frost	1985-89
9. 1,771	Tanya Haave	1980-84
10. 1,729	Mary Ostrowski	1980-84

### POINTS PER GAME

PPG	Player	Seasons
1. 29.9	Patricia Roberts	1976-77
2. 20.8	Cindy Brogdon	1977-79
3. 20.4	Chamique Holdsclaw	1995-99
4. 19.4	Candace Parker	2005-08
5. 19.2	Jill Rankin	1979-80
6. 18.0	Bridgette Gordon	1985-89
7. 16.6	Tamika Catchings	1997-01
8. 15.2	Cindy Noble	1978-81
9. 14.2	Daedra Charles	1988-91
<b>10. 13.8</b>	<b>Meighan Simmons</b>	<b>2010-13</b>
13.8	Tanya Haave	1980-84
13.8	Mary Ostrowski	1980-84

## SEASON LEADERS

### POINTS SCORED

Pts.	Player	Season
1. 987	Patricia Roberts	1976-77
2. 915	Chamique Holdsclaw	1997-98
3. 809	Candace Parker	2007-08
4. 803	Chamique Holdsclaw	1996-97
5. 784	Cindy Brogdon	1978-79
6. 735	Bridgette Gordon	1988-89
7. 730	Jill Rankin	1979-80
8. 724	Chamique Holdsclaw	1998-99
9. 711	Tamika Catchings	1997-98
10. 706	Candace Parker	2006-07

### BY CLASS

<b>Freshman:</b>	711	Tamika Catchings	1997-98
<b>Sophomore:</b>	803	Chamique Holdsclaw	1996-97
<b>Junior:</b>	915	Chamique Holdsclaw	1997-98
<b>Senior:</b>	987	Patricia Roberts	1976-77

## POINTS PER GAME

PPG	Player	Season
1. 29.9	Patricia Roberts	1976-77
2. 23.5	Chamique Holdsclaw	1997-98
3. 21.7	Cindy Brogdon	1977-78
4. 21.3	Candace Parker	2007-08
21.3	Chamique Holdsclaw	1998-99
6. 20.8	Bridgette Gordon	1987-88
7. 20.6	Chamique Holdsclaw	1996-97
8. 20.4	Bridgette Gordon	1988-89
9. 20.1	Cindy Brogdon	1978-79
10. 19.6	Candace Parker	2006-07

## SINGLE GAME LEADERS

Pts.	Player	Date	Opponent
1. 51	Patricia Roberts	11/13/76	Kentucky
2. 43	Tanya Haave	12/11/82	at Stephen F. Austin
43	Patricia Roberts	1/24/77	East Tennessee State
4. 40	Shelia Collins	3/3/85	at Mississippi
40	Patricia Roberts	3/26/77	Immaculata
6. 39	Chamique Holdsclaw	3/15/99	Boston College
39	Chamique Holdsclaw	2/14/98	Auburn
39	Gail Dobson	3/1/75	Union (Tenn.)
9. 38	Tamika Catchings	2/26/99	Florida
38	Patricia Roberts	1/6/77	Marshall

## YEAR-BY-YEAR LEADERS

Year	Leader	G	Pts.-Avg.
1975-76	Sue Thomas	14	250-17.8
1976-77	Patricia Roberts	33	987-29.9
1977-78	Cindy Brogdon	31	674-21.7
1978-79	Cindy Brogdon	39	784-20.1
1979-80	Jill Rankin	38	730-19.2
1980-81	Cindy Noble	31	450-14.5
1981-82	Mary Ostrowski	32	458-14.3
1982-83	Tanya Haave	33	614-18.6
1983-84	Mary Ostrowski	31	493-15.9
1984-85	Shelia Collins	31	563-18.2
1985-86	Bridgette Gordon	34	481-14.1
1986-87	Bridgette Gordon	34	559-16.4
1987-88	Bridgette Gordon	33	687-20.8
1988-89	Bridgette Gordon	36	735-20.4
1989-90	Daedra Charles	33	525-15.9
1990-91	Daedra Charles	35	607-17.3
1991-92	Peggy Evans	31	458-14.8
1992-93	Lisa Harrison	32	447-14.0
1993-94	Nikki McCray	33	537-16.3
1994-95	Dana Johnson	37	577-15.6
1995-96	Chamique Holdsclaw	36	583-16.2
1996-97	Chamique Holdsclaw	39	803-20.6
1997-98	Chamique Holdsclaw	39	915-23.5
1998-99	Chamique Holdsclaw	34	724-21.3
1999-00	Tamika Catchings	37	580-15.7
2000-01	Tamika Catchings	17	259-15.2
2001-02	Kara Lawson	34	512-15.1
2002-03	Gwen Jackson	38	612-16.1
2003-04	Shyra Ely	35	508-14.5
2004-05	Shyra Ely	35	503-14.4
2005-06	Candace Parker	36	622-17.3
2006-07	Candace Parker	36	706-19.6
2007-08	Candace Parker	38	809-21.3
2008-09	Shekinna Stricklen	32	424-13.3
2009-10	Angie Bjorklund	35	487-13.9
<b>2010-11</b>	<b>Meighan Simmons</b>	<b>37</b>	<b>500-13.5</b>
2011-12	Shekinna Stricklen	35	539-15.4
<b>2012-13</b>	<b>Meighan Simmons</b>	<b>35</b>	<b>589-16.8</b>

# FIELD GOAL RECORDS

## TEAM RECORDS

### MOST FIELD GOALS MADE

<b>Game:</b>	58	at Hawaii Pacific	12/20/85
<b>Season:</b>	1,292	1978-79	39 games

### HIGHEST FIELD GOAL PERCENTAGE

<b>Season:</b>	.517	1982-83	1,051-2,034
----------------	------	---------	-------------

## INDIVIDUAL RECORDS

### MOST FIELD GOALS MADE

<b>Game:</b>	24	Patricia Roberts	vs. Kentucky	11/13/76
<b>Season:</b>	428	Patricia Roberts	1976-77	33 games
<b>Career:</b>	1,233	Chamique Holdsclaw	1995-99	148 games

### HIGHEST FIELD GOALS PERCENTAGE

<b>Season:</b>	.679	Cindy Noble	1979-80	266-392
<b>Career:</b>	.647	Patricia Roberts	1976-77	428-662

## CAREER LEADERS

### FIELD GOALS MADE

FGM	Player	Seasons
1. 1,233	Chamique Holdsclaw	1995-99
2. 1,017	Bridgette Gordon	1985-89
3. 797	Candace Parker	2005-08
4. 760	Tamika Catchings	1997-01
5. 754	Sheila Frost	1985-89
6. 746	Tanya Haave	1980-84
7. 731	Semeka Randall	1997-01
8. 692	Shekinna Stricklen	2008-12
9. 687	Mary Ostrowski	1980-84
10. 675	Kara Lawson	1999-03

### FIELD GOAL PERCENTAGE

FG%	Player	Seasons
1. .647	Patricia Roberts (428-662)	1976-77
2. .625	Cindy Noble (614-982)	1978-81
3. .606	Kelley Cain (343-566)	2008-11
4. .591	Sheila Frost (754-1,276)	1985-89
5. .561	Jerilyn Harper (152-271)	1978-79
6. .553	Michelle Snow (585-1,057)	1998-02
7. .552	Jill Rankin (296-536)	1979-80
8. .552	Daedra Charles (594-1,077)	1988-91
9. .549	Dana Johnson (622-1,132)	1991-95
10. .540	Mary Ostrowski (687-1,272)	1980-84

## SINGLE SEASON LEADERS

### FIELD GOALS MADE

FGM	Player	Season
1. 428	Patricia Roberts	1976-77
2. 370	Chamique Holdsclaw	1997-98
3. 344	Cindy Brogdon	1978-79
4. 332	Chamique Holdsclaw	1996-97
5. 300	Candace Parker	2007-08
300	Bridgette Gordon	1988-89
7. 296	Jill Rankin	1979-80
8. 294	Chamique Holdsclaw	1998-99
9. 289	Bridgette Gordon	1987-88
10. 286	Cindy Brogdon	1977-78

### BY CLASS

<b>Freshman:</b>	253	Tamika Catchings	1997-98
<b>Sophomore:</b>	332	Chamique Holdsclaw	1996-97
<b>Junior:</b>	370	Chamique Holdsclaw	1997-98
<b>Senior:</b>	428	Patricia Roberts	1976-77

## FIELD GOAL PERCENTAGE (MIN. 250 ATTEMPTS)

FG%	Player	Season
1. .679	Cindy Noble (266-392)	1979-80
2. .647	Patricia Roberts (428-662)	1976-77
3. .615	Sheila Frost (208-338)	1987-88
4. .614	Dana Johnson (215-350)	1994-95
5. .597	Cindy Noble (178-298)	1980-81
6. .590	Sheila Frost (161-273)	1986-87
7. .586	Mary Ostrowski (190-324)	1982-83
8. .582	Cindy Noble (170-292)	1978-79
9. .580	Sheila Frost (181-312)	1985-86
10. .578	Sheila Frost (204-353)	1988-89

## SINGLE GAME LEADERS

### FIELD GOALS MADE

FGM	Player	Date	Opponent
1. 24	Patricia Roberts	11/13/76	Kentucky
2. 19	Patricia Roberts	1/24/77	East Tennessee State
3. 18	Patricia Roberts	3/24/77	vs. Kansas State
18	Patricia Roberts	1/6/77	Marshall
5. 17	Tanya Haave	12/11/82	at Steven F. Austin
17	Sue Thomas	1/14/76	at Western Carolina
7. 16	Sheila Frost	1/17/88	Vanderbilt
16	Tanya Haave	2/9/83	at Kentucky
16	Patricia Roberts	3/3/77	Middle Tenn. State
16	Patricia Roberts	1/14/77	at Western Carolina

## YEAR-BY-YEAR LEADERS (BY PCT.)

Year	Leader	G	FGM-FGA	FG%
1975-76	Marcia Garner	12	36-66	.545
1976-77	Patricia Roberts	33	428-662	.646
1977-78	Suzanne Barbre	31	209-414	.504
1978-79	Cindy Noble	34	170-292	.582
1979-80	Cindy Noble	38	266-392	.678
1980-81	Cindy Noble	31	178-298	.597
1981-82	Paula Towns	31	184-321	.573
1982-83	Lynne Collins	30	79-130	.608
1983-84	Mary Ostrowski	31	194-376	.516
1984-85	Lisa Webb	16	79-156	.506
1985-86	Sheila Frost	33	181-312	.580
1986-87	Sheila Frost	34	161-273	.590
1987-88	Sheila Frost	34	208-338	.615
1988-89	Kelli Casteel	31	44-63	.698
1989-90	Daedra Charles	33	212-385	.551
1990-91	Daedra Charles	35	243-434	.560
1991-92	Peggy Evans	31	186-350	.531
1992-93	Dana Johnson	32	143-268	.534
1993-94	Dana Johnson	33	173-317	.546
1994-95	Dana Johnson	37	215-350	.614
1995-96	Pashen Thompson	35	106-201	.527
1996-97	Tiffani Johnson	38	143-269	.532
1997-98	Teresa Geter	39	98-179	.547
1998-99	Michelle Snow	34	117-195	.600
1999-00	Michelle Snow	37	181-326	.555
2000-01	Michelle Snow	33	143-250	.572
2001-02	Michelle Muñoz	27	36-62	.581
2002-03	Courtney McDaniel	36	57-96	.594
2003-04	Ashley Robinson	35	120-247	.486
2004-05	Tye'sha Fluker	33	101-21	.461
2005-06	Sybil Dosty	35	40-65	.615
2006-07	Candace Parker	36	267-505	.529
2007-08	Vicki Baugh	38	79-143	.552
2008-09	Kelley Cain	27	97-157	.618
2009-10	Kelley Cain	33	148-244	.607
2010-11	Kelley Cain	32	98-165	.594
2011-12	Vicki Baugh	35	105-182	.577
<b>2012-13</b>	<b>Bashaara Graves</b>	<b>35</b>	<b>165-316</b>	<b>.522</b>

GENERAL

STAFF

PLAYERS

REVIEW

HISTORY

FACILITIES

NCAA

SEC

RECORDS

MEDIA INFO



# THREE-POINT FIELD GOAL RECORDS

## TEAM RECORDS

### MOST 3-POINT FIELD GOALS MADE

<b>Game:</b> 16	vs. Kentucky	3/6/11
<b>Season:</b> 242	2010-11	37 games

### HIGHEST 3-POINT FIELD GOAL PERCENTAGE

<b>Season:</b> .401	1990-91	118-294
---------------------	---------	---------

## INDIVIDUAL RECORDS

### MOST 3-POINT FIELD GOALS MADE

<b>Game:</b> 8	Meighan Simmons	Lamar	12/1/10
<b>Season:</b> 103	Shanna Zolman	2005-06	102-239
<b>Career:</b> 305	Angie Bjorklund	2007-11	305-738

### HIGHEST 3-POINT FIELD GOAL PERCENTAGE

<b>Season:</b> .490	Dena Head	1990-91	25-51
<b>Career:</b> .425	Shanna Zolman	2002-06	266-626

## CAREER LEADERS

### 3-POINT FIELD GOALS MADE

3PM	Player	Seasons
1. 305	Angie Bjorklund	2007-11
2. 266	Shanna Zolman	2002-06
3. 256	Kara Lawson	1999-03
<b>4. 183</b>	<b>Meighan Simmons</b>	<b>2010-</b>
5. 163	Shekinna Stricklen	2008-12
6. 161	Brittany Jackson	2001-05
7. 147	Shannon Bobbitt	2006-08
8. 143	Taber Spani	2009-13
9. 133	Sidney Spencer	2003-07
10. 132	Tiffany Woosley	1991-95

### 3-POINT FIELD GOAL PERCENTAGE

3P%	Player	Seasons
1. .425	Shanna Zolman (266-626)	2002-06
2. .415	Kara Lawson (256-617)	1999-03
3. .413	Angie Bjorklund (305-738)	2007-11
4. .412	April McDivitt (101-245)	1999-02
5. .406	Shannon Bobbitt (147-362)	2006-08
6. .396	Sidney Spencer (133-336)	2003-07
7. .393	Gwen Jackson (55-140)	1999-03
8. .391	Tiffany Woosley (132-338)	1991-95
9. .375	Taber Spani (143-381)	2009-13
10. .364	Kellie Jolly (99-272)	1995-99

## SINGLE SEASON LEADERS

### 3-POINT FIELD GOALS MADE

3PM	Player	Season
1. 103	Shanna Zolman	2005-06
2. 102	Angie Bjorklund	2009-10
3. 79	Kara Lawson	1999-2000
4. 78	Shannon Bobbitt	2007-08
5. 77	Kara Lawson	2002-03
6. 73	Angie Bjorklund	2010-11
<b>7. 69</b>	<b>Meighan Simmons</b>	<b>2012-13</b>
69	Shannon Bobbitt	2006-07
9. 68	Angie Bjorklund	2007-08
68	Shanna Zolman	2004-05

### BY CLASS

<b>Freshman:</b> 79	Kara Lawson	1999-00
<b>Sophomore:</b> 62	Angie Bjorklund	2008-09
	Kara Lawson	2000-01
<b>Junior:</b> 102	Angie Bjorklund	2009-10
<b>Senior:</b> 103	Shanna Zolman	2005-06

## 3-POINT FIELD GOAL PERCENTAGE

3P%	Player	Season
1. .490	Dena Head (25-51)	1990-91
2. .455	Tiffany Woosley (46-101)	1993-94
3. .451	Angie Bjorklund (73-162)	2010-11
4. .450	Kara Lawson (77-171)	2002-03
5. .436	Shanna Zolman (68-156)	2004-05
6. .436	Kara Lawson (79-181)	1999-2000
7. .434	Sidney Spencer (53-122)	2005-06
8. .433	Shanna Zolman (103-238)	2005-06
9. .427	Angie Bjorklund (102-239)	2009-10
10. .426	Shanna Zolman (58-136)	2003-04

## SINGLE GAME LEADERS

3PM	Player	Date	Opponent
1. 8	Meighan Simmons	12/1/11	Lamar
2. 7	Angie Bjorklund	3/6/11	Kentucky
7	Angie Bjorklund	1/24/08	Arkansas
7	Angie Bjorklund	1/5/08	Notre Dame
7	Angie Bjorklund	12/16/07	Gonzaga
7	Shanna Zolman	2/19/06	at Alabama
7. 6	Angie Bjorklund	2/14/10	Florida
6	Angie Bjorklund	1/28/10	Auburn
6	Angie Bjorklund	3/6/09	Florida
6	Angie Bjorklund	12/18/08	at Old Dominion
6	Shannon Bobbitt	11/15/07	Oklahoma
6	Shannon Bobbitt	1/28/07	at Alabama
6	Tasha Butts	2/15/04	at Vanderbilt
6	Kara Lawson	3/08/03	Mississippi State
6	Kara Lawson	2/27/03	Vanderbilt
6	Kara Lawson	1/12/03	Auburn
6	Kara Lawson	12/21/02	at Texas
6	Kara Lawson	1/30/00	Kentucky
6	Abby Conklin	12/18/96	at Texas Tech

## YEAR-BY-YEAR LEADERS (BY PCT.)

Year	Leader	G	3P%
1988-89	Bridgette Gordon	2-6	.333
1989-90	Jody Adams	27-82	.329
1990-91	Dena Head	25-51	.490
1991-92	Tiffany Woosley	28-69	.406
1992-93	Nikki Caldwell	35-101	.347
1993-94	Tiffany Woosley	46-101	.455
1994-95	Michelle Marciniak	31-102	.304
1995-96	Abby Conklin	38-90	.422
1996-97	Abby Conklin	49-128	.383
1997-98	Kellie Jolly	36-86	.419
1998-99	Kristen Clement	25-65	.385
1999-00	Kara Lawson	79-181	.436
2000-01	Kara Lawson	62-150	.413
2001-02	April McDivitt	29-72	.403
2002-03	Kara Lawson	77-171	.450
2003-04	Shanna Zolman	58-136	.426
2004-05	Shanna Zolman	68-156	.436
2005-06	Sidney Spencer	53-122	.434
2006-07	Shannon Bobbitt	69-167	.413
2007-08	Alexis Hornbuckle	39-92	.424
2008-09	Angie Bjorklund	62-152	.408
2009-10	Angie Bjorklund	102-239	.427
2010-11	Angie Bjorklund	73-162	.451
2011-12	Taber Spani	34-85	.400
2012-13	Taber Spani	48-130	.369

# FREE THROW RECORDS

## TEAM RECORDS

### MOST FREE THROWS MADE

<b>Game:</b>	40	at Florida	2/3/05
<b>Season:</b>	782	1997-98	32 games

### HIGHEST FREE THROW PERCENTAGE

<b>Season:</b>	.759	2012-13	525-692
----------------	------	---------	---------

## INDIVIDUAL RECORDS

### MOST FREE THROWS MADE

<b>Game:</b>	17	Candace Parker	vs. MTSU	12/13/07
	17	Bridgette Gordon	vs. Long Beach St	3/25/89
<b>Season:</b>	201	Candace Parker	2007-08	201-288
<b>Career:</b>	526	Candace Parker	2004-08	526-738

### HIGHEST FREE THROW PERCENTAGE

<b>Season:</b>	.957	Shanna Zolman	2003-04	88-92
<b>Career:</b>	.916	Shanna Zolman	2002-06	306-344

## CAREER LEADERS

### FREE THROWS MADE

FTM	Player	Seasons
1. 526	Candace Parker	2005-08
2. 523	Chamique Holdscraw	1995-99
3. 473	Glory Johnson	2008-12
4. 471	Tamika Catchings	1997-01
5. 439	Semeka Randall	1997-01
6. 423	Bridgette Gordon	1985-89
7. 381	Nicky Anosike	2004-08
8. 377	Dana Johnson	1991-95
9. 371	Tonya Edwards	1986-90
10. 356	Debbie Groover	1977-81

### FREE THROW PERCENTAGE (MIN. 150 ATT.)

FT%	Player	Seasons
1. .916	Shanna Zolman (306-334)	2002-06
2. .853	Sidney Spencer (163-191)	2003-07
3. .847	Kara Lawson (344-406)	1999-03
4. .839	Cindy Brogdon (198-236)	1977-79
5. .816	Tiffany Woosley (284-348)	1991-95
	.816 Tanya Haave (279-342)	1980-84
7. .808	Taber Spani (160-198)	2009-13
8. .802	Jill Rankin (138-172)	1979-80
9. .797	Jody Adams (141-177)	1989-93
10. .795	Abby Conklin (174-219)	1993-97

## SINGLE SEASON LEADERS

### FREE THROWS MADE

FTM	Player	Season
1. 201	Candace Parker	2007-08
2. 166	Candace Parker	2006-07
	166 Chamique Holdscraw	1997-98
4. 165	Tamika Catchings	1997-98
5. 159	Candace Parker	2005-06
6. 155	Semeka Randall	1997-98
7. 147	Dana Johnson	1994-95
8. 145	Cindy Noble	1979-80
9. 138	Jill Rankin	1979-80
	138 Glory Johnson	2011-12

### BY CLASS

<b>Freshman:</b>	165	Tamika Catchings	1997-98
<b>Sophomore:</b>	166	Candace Parker	2006-07
<b>Junior:</b>	201	Candace Parker	2007-08
<b>Senior:</b>	147	Dana Johnson	1994-95

## FREE THROW PERCENTAGE (MIN. 50 ATTEMPTS)

FT%	Player	Season
1. .957	Shanna Zolman (88-92)	2003-04
2. .944	Shanna Zolman (85-90)	2005-06
3. .900	Sidney Spencer (54-60)	2006-07
4. .892	Shanna Zolman (58-65)	2002-03
5. .884	Kara Lawson (99-112)	2002-03
6. .880	Tiffany Woosley (110-125)	1993-94
7. .879	Latina Davis (51-58)	1993-94
8. .864	Cindy Brogdon (102-118)	1977-78
9. .862	Shanna Zolman (75-87)	2004-05
10. .857	Kara Lawson (60-70)	2000-01

## SINGLE GAME LEADERS

### FREE THROWS MADE

FTM	Player	Date	Opponent
1. 17	Candace Parker	12/13/07	Middle Tennessee
	17 Bridgette Gordon	3/25/89	Long Beach State
3. 16	Shelia Collins	1/25/85	at Old Dominion
4. 15	Chamique Holdscraw	2/12/98	at Memphis
	15 Shelia Collins	2/27/85	LSU
6. 14	Shelia Collins	3/25/84	Georgia
7. 13	Chamique Holdscraw	3/23/98	North Carolina
	13 Tonya Edwards	3/24/90	Virginia
	13 Bridgette Gordon	3/6/89	Auburn
	13 Gail Dobson	3/1/75	Union (Tenn.)
	13 Gail Dobson	2/14/75	Appalachian State

## YEAR-BY-YEAR LEADERS (BY PCT./MIN. 50 ATT.)

Year	Leader	G	FTM-FTA	FT%
1975-76	Lisa McGill	14	37-56	.660
1976-77	Patricia Roberts	33	131-175	.748
1977-78	Cindy Brogdon	31	102-118	.864
1978-79	Debbie Groover	39	111-134	.820
1979-80	Jill Rankin	38	138-172	.802
1980-81	Mary Ostrowski	29	84-115	.730
1981-82	Tanya Haave	32	52-63	.825
1982-83	Tanya Haave	33	110-131	.840
1983-84	Tanya Haave	33	88-113	.779
1984-85	Dawn Marsh	32	71-83	.855
1985-86	Dawn Marsh	34	43-63	.683
1986-87	Tonya Edwards	34	89-114	.781
1987-88	Dawn Marsh	34	52-61	.852
1988-89	Tonya Edwards	20	59-74	.797
1989-90	Jody Adams	33	54-65	.831
1990-91	Jody Adams	35	60-78	.769
1991-92	Tiffany Woosley	31	73-92	.793
1992-93	Tiffany Woosley	32	86-104	.827
1993-94	Tiffany Woosley	33	110-125	.880
1994-95	Pashen Thompson	24	52-62	.839
1995-96	Michelle Marciniak	36	101-127	.795
1996-97	Laurie Milligan	22	59-68	.868
1997-98	Kellie Jolly	39	59-70	.843
1998-99	Tamika Catchings	34	134-173	.775
1999-00	Kara Lawson	37	89-109	.817
2000-01	Kara Lawson	34	60-70	.857
2001-02	Kara Lawson	34	96-115	.835
2002-03	Shanna Zolman	38	58-65	.892
2003-04	Shanna Zolman	35	88-92	.957
2004-05	Shanna Zolman	35	75-87	.862
2005-06	Shanna Zolman	36	85-90	.944
2006-07	Sidney Spencer	37	54-60	.900
2007-08	Shannon Bobbitt	38	51-63	.810
2008-09	Shekinna Stricklen	32	86-113	.761
2009-10	Shekinna Stricklen	35	84-102	.824
2010-11	Taber Spani	37	44-55	.800
<b>2011-12</b>	<b>Ariel Massengale</b>	<b>33</b>	<b>66-85</b>	<b>.776</b>
2012-13	Taber Spani	35	65-76	.855

GENERAL

STAFF

PLAYERS

REVIEW

HISTORY

FACILITIES

NCAA

SEC

RECORDS

MEDIA INFO



# REBOUNDING RECORDS

## TEAM RECORDS

### MOST REBOUNDS

<b>Game:</b>	76	vs. Tennessee State	2/27/88
<b>Season:</b>	1,811	1978-79	39 games

### MOST REBOUNDS PER GAME

<b>Season:</b>	46.9	1992-93	1,501 in 32 games
----------------	------	---------	-------------------

## INDIVIDUAL RECORDS

### MOST REBOUNDS

<b>Game:</b>	24	Patricia Roberts	vs. Anderson J.C.	2/19/77
<b>Season:</b>	467	Patricia Roberts	1996-97	33 games
<b>Career:</b>	1,295	Chamique Holdsclaw	1995-99	148 games

### MOST REBOUNDS PER GAME

<b>Season:</b>	14.2	Patricia Roberts	1976-77	467 in 33 games
<b>Career:</b>	14.2	Patricia Roberts	1976-77	467 in 33 games

## CAREER LEADERS

### TOTAL REBOUNDS

	Reb.	Player	Seasons
1.	1,295	Chamique Holdsclaw	1995-99
2.	1,218	Glory Johnson	2008-12
3.	1,043	Sheila Frost	1985-89
4.	1,004	Tamika Catchings	1997-01
5.	994	Mary Ostrowski	1980-84
6.	972	Candace Parker	2005-08
7.	957	Debbie Groover	1977-81
8.	940	Shyra Ely	2001-05
9.	915	Bridgette Gordon	1985-89
10.	914	Nicky Anosike	2004-08

### REBOUNDS PER GAME

	RPG	Player	Seasons
1.	14.2	Patricia Roberts	1976-77
2.	8.8	Candace Parker	2005-08
	8.8	Chamique Holdsclaw	1995-99
4.	8.6	Glory Johnson	2008-12
5.	8.2	Daedra Charles	1988-91
6.	8.0	Bashaara Graves	2012-13
	8.0	Mary Ostrowski	1980-84
8.	7.9	Tamika Catchings	1997-01
9.	7.7	Karla Horton	1984-87
10.	7.6	Sheila Frost	1985-89
11.	7.3	Jill Rankin	1979-80

## SINGLE SEASON LEADERS

### TOTAL REBOUNDS

	Reb.	Player	Season
1.	467	Patricia Roberts	1976-77
2.	367	Chamique Holdsclaw	1996-97
3.	359	Glory Johnson	2010-11
4.	355	Glory Johnson	2011-12
5.	352	Candace Parker	2006-07
6.	338	Debbie Groover	1978-79
7.	328	Chamique Holdsclaw	1997-98
8.	326	Chamique Holdsclaw	1995-96
9.	322	Candace Parker	2007-08
	322	Daedra Charles	1990-91

### BY CLASS

<b>Freshman:</b>	326	Chamique Holdsclaw	1995-96
<b>Sophomore:</b>	367	Chamique Holdsclaw	1996-97
<b>Junior:</b>	359	Glory Johnson	2010-11
<b>Senior:</b>	467	Patricia Roberts	1976-77

## REBOUNDS PER GAME

	RPG	Player	Season
1.	14.2	Patricia Roberts	1976-77
2.	9.9	Glory Johnson	2011-12
3.	9.8	Candace Parker	2006-07
4.	9.7	Glory Johnson	2010-11
5.	9.4	Chamique Holdsclaw	1996-97
	9.4	Lisa Harrison	1992-93
	9.4	Sheila Frost	1985-86
	9.4	Shelia Collins	1984-85
9.	9.2	Karla Horton	1985-86
	9.2	Daedra Charles	1990-91

## SINGLE GAME LEADERS

	Reb.	Player	Date	Opponent
1.	24	Patricia Roberts	2/19/77	Anderson J.C.
2.	22	Daedra Charles	3/16/91	Southwest Mo. St.
	22	Karla Horton	11/24/85	East Carolina
4.	21	Glory Johnson	3/19/12	DePaul
5.	20	Sheila Frost	12/20/87	Northern Illinois
	20	Debbie Groover	1/27/79	Valdosta State
	20	Cindy Brogdon	2/12/78	at Kentucky
	20	Patricia Roberts	3/10/77	Clemson
	20	Patricia Roberts	3/3/77	Middle Tenn. State
	20	Patricia Roberts	2/12/77	at Eastern Kentucky
	20	Patricia Roberts	11/13/76	Kentucky

## YEAR-BY-YEAR LEADERS

Year	Leader	G	Reb.-Avg
1975-76	Sue Thomas	14	115-8.2
1976-77	Patricia Roberts	33	467-14.2
1977-78	Cindy Brogdon	31	238-7.6
1978-79	Debbie Groover	39	338-8.7
1979-80	Cindy Noble	38	288-7.6
1980-81	Cindy Noble	31	227-7.3
1981-82	Mary Ostrowski	32	273-8.5
1982-83	Mary Ostrowski	33	250-7.6
1983-84	Mary Ostrowski	31	268-8.6
1984-85	Shelia Collins	31	290-9.4
1985-86	Sheila Frost	33	309-9.4
1986-87	Bridgette Gordon	34	232-6.8
1987-88	Sheila Frost	34	269-7.9
1988-89	Bridgette Gordon	36	251-7.0
1989-90	Daedra Charles	33	287-8.7
1990-91	Daedra Charles	35	322-9.2
1991-92	Peggy Evans	31	201-6.5
1992-93	Lisa Harrison	32	300-9.4
1993-94	Dana Johnson	33	241-7.3
1994-95	Dana Johnson	37	289-7.8
1995-96	Chamique Holdsclaw	36	326-9.1
1996-97	Chamique Holdsclaw	39	367-9.4
1997-98	Chamique Holdsclaw	39	328-8.4
1998-99	Chamique Holdsclaw	34	274-8.1
1999-00	Tamika Catchings	37	292-7.9
2000-01	Tamika Catchings	17	150-8.8
2001-02	Michelle Snow	33	214-6.5
2002-03	Shyra Ely	36	238-6.6
2003-04	Shyra Ely	35	279-8.0
2004-05	Shyra Ely	35	246-7.0
2005-06	Candace Parker	36	298-8.3
2006-07	Candace Parker	36	352-9.8
2007-08	Candace Parker	38	322-8.5
2008-09	Glory Johnson	33	236-7.2
2009-10	Glory Johnson	35	268-7.7
	Kelley Cain	33	254-7.7
2010-11	Glory Johnson	37	359-9.7
2011-12	Glory Johnson	36	355-9.9
2012-13	Bashaara Graves	35	281-8.0

# ASSIST RECORDS

## TEAM RECORDS

### MOST ASSISTS

<b>Game:</b>	41	@ Hawaii Pacific	12/20/85
<b>Season:</b>	715	1979-80	38 games

### MOST ASSISTS PER GAME

<b>Season:</b>	19.6	1985-86	665 in 34 games
		1980-81	608 in 31 games

## INDIVIDUAL RECORDS

### MOST ASSISTS

<b>Game:</b>	18	Dawn Marsh	vs. Georgia	3/6/88
<b>Season:</b>	243	Dawn Marsh	1987-88	34 games
<b>Career:</b>	755	Dawn Marsh	1984-88	132 games

### MOST ASSISTS PER GAME

<b>Season:</b>	7.1	Dawn Marsh	1987-88	243 in 34 games
<b>Career:</b>	5.7	Dawn Marsh	1984-88	755 in 132 games

## CAREER LEADERS

### TOTAL ASSISTS

Asst	Player	Seasons
1. 755	Dawn Marsh	1984-88
2. 673	Holly Warlick	1976-80
3. 587	Lea Henry	1979-83
4. 503	Alexis Hornbuckle	2004-08
5. 456	Kara Lawson	1999-03
6. 452	Kellie Jolly	1995-99
7. 449	Michelle Marciniak	1993-96
8. 439	Dena Head	1988-92
9. 429	Kristen Clement	1997-01
10. 422	Loree Moore	2001-05

### ASSISTS PER GAME

Asst	Player	Seasons
1. 5.7	Dawn Marsh	1984-88
2. 4.8	Holly Warlick	1976-80
<b>3. 4.7</b>	<b>Ariel Massengale</b>	<b>2011-</b>
4. 4.4	Lea Henry	1979-83
5. 4.3	Michelle Marciniak	1993-96
6. 3.7	Cindy Brogdon	1978-79
7. 3.64	Alexis Hornbuckle	2004-08
8. 3.58	Loree Moore	2001-05
9. 3.4	Kellie Jolly	1995-99
3.4	Shekinna Stricklen	2008-12

*\*\*Records for Suzanne Barbre's first two seasons are unavailable.*

## SINGLE SEASON LEADERS

### TOTAL ASSISTS

Asst.	Player	Season
1. 243	Dawn Marsh	1987-88
2. 225	Holly Warlick	1979-80
3. 204	Michelle Marciniak	1994-95
4. 193	Dawn Marsh	1986-87
5. 192	Dawn Marsh	1985-86
6. 181	Holly Warlick	1978-79
7. 165	Lea Henry	1980-81
<b>8. 162</b>	<b>Ariel Massengale</b>	<b>2011-12</b>
<b>9. 158</b>	<b>Ariel Massengale</b>	<b>2012-13</b>
158	Lea Henry	1981-82

### BY CLASS

<b>Freshman:</b>	162	Ariel Massengale	2011-12
<b>Sophomore:</b>	192	Dawn Marsh	1985-86
<b>Junior:</b>	204	Michelle Marciniak	1994-95
<b>Senior:</b>	243	Dawn Marsh	1987-88

## ASSISTS PER GAME

APG	Player	Season
1. 7.1	Dawn Marsh	1987-88
2. 6.0	Dawn Marsh	1986-87
3. 5.9	Holly Warlick	1979-80
4. 5.7	Michelle Marciniak	1994-95
5. 5.6	Dawn Marsh	1985-86
6. 5.3	Lea Henry	1980-81
7. 5.0	Holly Warlick	1977-78
<b>8. 4.9</b>	<b>Ariel Massengale</b>	<b>2011-12</b>
4.9	Lea Henry	1981-82
10. 4.6	Holly Warlick	1978-79

## SINGLE GAME LEADERS

### ASSISTS

Asst	Player	Date	Opponent
1. 18	Dawn Marsh	3/6/88	Georgia
2. 14	Holly Warlick	2/12/78	Memphis State
3. 13	Shannon Bobbitt	12/16/07	Gonzaga
13	Dawn Marsh	1/11/87	Kentucky
<b>5. 12</b>	<b>Ariel Massengale</b>	<b>1/15/12</b>	<b>Vanderbilt</b>
12	Shekinna Stricklen	1/3/10	Oklahoma
12	Michelle Marciniak	2/25/95	Georgia
12	Dawn Marsh	1/17/88	Vanderbilt
12	Dawn Marsh	3/20/86	Georgia
12	Lea Henry	2/28/82	Kentucky
12	Holly Warlick	3/5/80	Clemson

## YEAR-BY-YEAR LEADERS

Year	Leader	G	Assts-Avg
1975-76	Suzanne Barbre	14	55-3.9
1976-77	Suzanne Barbre	33	126-3.8
1977-78	Holly Warlick	31	155-5.0
1978-79	Holly Warlick	39	181-4.6
1979-80	Holly Warlick	38	225-5.8
1980-81	Lea Henry	31	165-5.3
1981-82	Lea Henry	32	158-4.9
1982-83	Lea Henry	33	145-4.4
1983-84	Pat Hatmaker	33	124-3.8
1984-85	Dawn Marsh	32	127-4.0
1985-86	Dawn Marsh	34	192-5.6
1986-87	Dawn Marsh	32	193-6.0
1987-88	Dawn Marsh	34	243-7.1
1988-89	Melissa McCray	37	133-3.6
1989-90	Dena Head	33	126-3.8
1990-91	Dena Head	35	125-3.6
1991-92	Jody Adams	31	82-2.6
1992-93	Tiffany Woosley	32	93-2.9
1993-94	Tiffany Woosley	33	106-3.2
1994-95	Michelle Marciniak	36	204-5.7
1995-96	Michelle Marciniak	36	152-4.2
1996-97	Laurie Milligan	22	98-4.5
1997-98	Kellie Jolly	39	148-3.8
1998-99	Kellie Jolly	34	141-4.1
1999-00	Kristen Clement	36	126-3.5
2000-01	Kara Lawson	34	113-3.3
2001-02	Loree Moore	34	133-3.9
2002-03	Kara Lawson	38	151-4.0
2003-04	Tasha Butts	35	99-2.8
2004-05	Alexis Hornbuckle	35	110-3.1
2005-06	Shanna Zolman	36	114-3.2
2006-07	Alexis Hornbuckle	37	146-3.9
2007-08	Alexis Hornbuckle	37	134-3.6
2008-09	Shekinna Stricklen	32	95-3.0
2009-10	Shekinna Stricklen	35	135-3.9
<b>2010-11</b>	<b>Meighan Simmons</b>	<b>37</b>	<b>104-2.8</b>
<b>2011-12</b>	<b>Ariel Massengale</b>	<b>33</b>	<b>162-4.9</b>
<b>2012-13</b>	<b>Ariel Massengale</b>	<b>35</b>	<b>158-4.5</b>

GENERAL

STAFF

PLAYERS

REVIEW

HISTORY

FACILITIES

NCAA

SEC

RECORDS

MEDIA INFO



**BLOCK RECORDS**

**TEAM RECORDS**

**MOST BLOCKS**

<b>Game:</b> 15	vs. Kentucky	2/25/10	
<b>Season:</b> 228	1997-98	39 games	

**MOST BLOCKS PER GAME**

<b>Season:</b> 6.5	2009-10	226 in 35 games
--------------------	---------	-----------------

**INDIVIDUAL RECORDS**

**MOST BLOCKS**

<b>Game:</b> 12	Kelley Cain	vs. LSU	2/22/10
<b>Season:</b> 113	Kelley Cain	2009-10	33 games
<b>Career:</b> 275	Candace Parker	2005-08	110 games

**MOST BLOCKS PER GAME**

<b>Season:</b> 3.4	Kelley Cain	2009-10	113 in 33 games
<b>Career:</b> 2.5	Candace Parker	2005-08	275 in 110 games

**CAREER LEADERS**

**TOTAL BLOCKS**

Blks.	Player	Seasons
1. 275	Candace Parker	2005-08
2. 249	Sheila Frost	1985-89
3. 228	Kelley Cain	2008-11
4. 200	Ashley Robinson	2000-04
5. 194	Michelle Snow	1999-02
6. 161	Nicky Anosike	2004-08
7. 136	Tamika Catchings	1997-01
8. 135	Teresa Geter	1997-99
9. 111	Chamique Holdscaw	1995-99
10. 102	Abby Conklin	1993-97

**BLOCKS PER GAME**

BPG	Player	Seasons
1. 2.50	Candace Parker	2005-08
2. 2.48	Kelley Cain	2008-11
3. 2.01	Teresa Geter	1997-99
4. 1.80	Sheila Frost	1985-89
5. 1.52	Ashley Robinson	2000-04
6. 1.42	Michelle Snow	1998-02
<b>7. 1.23</b>	<b>Isabelle Harrison</b>	<b>2011-</b>
8. 1.10	Nicky Anosike	2004-08
9. 1.07	Tamika Catchings	1997-01
10. 0.85	Vicki Baugh	2007-12
11. 0.75	Chamique Holdscaw	1995-99

**SINGLE SEASON LEADERS**

**TOTAL BLOCKS**

Blks.	Player	Season
1. 113	Kelley Cain	2009-10
2. 99	Candace Parker	2006-07
3. 90	Candace Parker	2007-08
90	Teresa Geter	1997-98
5. 86	Candace Parker	2005-06
6. 77	Sheila Frost	1985-86
7. 70	Ashley Robinson	2003-04
8. 66	Kelley Cain	2010-11
9. 63	Ashley Robinson	2002-03
10. 60	Sheila Frost	1987-88

**BY CLASS**

<b>Freshman:</b> 90	Teresa Geter	1997-98
<b>Sophomore:</b> 113	Kelley Cain	2009-10
<b>Junior:</b> 90	Candace Parker	2007-08
<b>Senior:</b> 70	Ashley Robinson	2003-04

**BLOCKS PER GAME**

BPG	Player	Season
1. 3.424	Kelley Cain	2009-10
2. 2.750	Candace Parker	2006-07
3. 2.389	Candace Parker	2005-06
4. 2.368	Candace Parker	2007-08
5. 2.333	Sheila Frost	1985-86
6. 2.308	Teresa Geter	1997-98
<b>7. 2.080</b>	<b>Isabelle Harrison</b>	<b>2012-13</b>
8. 2.063	Kelley Cain	2010-11
9. 2.000	Ashley Robinson	2003-04
10. 1.765	Sheila Frost	1987-88

**SINGLE GAME LEADERS**

**BLOCKS**

Blks.	Player	Date	Opponent
1. 12	Kelley Cain	2/22/10	LSU
2. 8	Kelley Cain	2/4/10	Arkansas
8	Ashley Robinson	12/11/03	Rutgers
<b>4. 7</b>	<b>Isabelle Harrison</b>	<b>1/3/13</b>	<b>at South Carolina</b>
7	Kelley Cain	2/25/10	Kentucky
7	Kelley Cain	2/14/10	Florida
7	Kelley Cain	3/5/09	Alabama
7	Candace Parker	11/28/06	at Louisiana Tech
7	Candace Parker	11/24/05	Michigan State
7	Michelle Snow	3/31/00	Rutgers
7	Cindy Noble	3/21/81	Illinois State

**YEAR-BY-YEAR LEADERS**

Year	Leader	G	Blocks-Avg
1980-81	Cindy Noble	31	47-1.5
1981-82	Shelia Collins	29	30-1.0
1982-83	Karen Morton	21	16-0.8
1983-84	Mary Ostrowski	31	21-0.7
1984-85	Valerie Freeman	25	28-1.1
1985-86	Sheila Frost	33	77-2.3
1986-87	Sheila Frost	34	56-1.6
1987-88	Sheila Frost	34	60-1.8
1988-89	Sheila Frost	37	56-1.5
1989-90	Daedra Charles	33	36-1.1
1990-91	Daedra Charles	35	39-1.1
1991-92	Dana Johnson	31	21-0.7
1992-93	Vonda Ward	32	38-1.2
1993-94	Vonda Ward	32	36-1.1
1994-95	Tiffani Johnson	37	39-1.1
1995-96	Abby Conklin	35	32-0.9
1996-97	Chamique Holdscaw	39	35-0.9
1997-98	Teresa Geter	39	90-2.3
1998-99	Michelle Snow	34	46-1.4
1999-00	Michelle Snow	37	47-1.3
2000-01	Ashley Robinson	34	51-1.5
2001-02	Michelle Snow	33	55-1.7
2002-03	Ashley Robinson	37	63-1.7
2003-04	Ashley Robinson	35	70-2.0
2004-05	Nicky Anosike	35	33-0.9
2005-06	Candace Parker	36	86-2.4
2006-07	Candace Parker	36	99-2.8
2007-08	Candace Parker	38	90-2.4
2008-09	Kelley Cain	27	49-1.8
2009-10	Kelley Cain	33	113-3.4
2010-11	Kelley Cain	32	66-2.1
2011-12	Glory Johnson	36	41-1.1
<b>2012-13</b>	<b>Isabelle Harrison</b>	<b>25</b>	<b>52-2.1</b>



# STEAL RECORDS

## TEAM RECORDS

### MOST STEALS

<b>Game:</b> 38	vs. Hawaii Pacific	12/20/85
<b>Season:</b> 567	1997-98	39 games
	1978-79	38 games

### MOST STEALS PER GAME

<b>Season:</b> 14.5	1997-98	567 in 39 games
14.5	1978-79	567 in 39 games

## INDIVIDUAL RECORDS

### MOST STEALS

<b>Game:</b> 11	Michelle Marciniak	at Kentucky	1/14/96
<b>Season:</b> 141	Holly Warlick	1978-79	39 games
<b>Career:</b> 373	Alexis Hornbuckle	2004-08	138 games

### MOST STEALS PER GAME

<b>Season:</b> 3.65	Shelia Collins	1984-85	113 in 31 games
<b>Career:</b> 3.25	Holly Warlick	1976-80	*250 in 77 games

\*Complete records for Holly Warlick's first two seasons are unavailable.

## CAREER LEADERS

### TOTAL STEALS

Stls.	Player	Seasons
1. 373	Alexis Hornbuckle	2004-08
2. 336	Bridgette Gordon	1985-89
3. 311	Tamika Catchings	1997-01
4. 305	Chamique Holdscraw	1995-99
5. 289	Nikki McCray	1991-95
6. 286	Semeka Randall	1997-01
7. 280	Loree Moore	2001-05
8. 278	Shelia Collins	1981-85
9. 250	Holly Warlick	1976-80
10. 234	Michelle Marciniak	1993-96

### STEALS PER GAME

SPG	Player	Seasons
1. 3.247	Holly Warlick	1976-80
2. 2.703	Alexis Hornbuckle	2004-08
3. 2.673	Shelia Collins	1981-85
4. 2.453	Bridgette Gordon	1985-89
5. 2.449	Tamika Catchings	1997-01
6. 2.373	Loree Moore	2001-05
7. 2.276	Nikki McCray	1991-95
8. 2.167	Michelle Marciniak	1993-96
9. 2.061	Chamique Holdscraw	1995-99
10. 2.043	Semeka Randall	1997-01

## SINGLE SEASON LEADERS

### TOTAL STEALS

Stls.	Player	Season
1. 141	Holly Warlick	1978-79
2. 114	Alexis Hornbuckle	2006-07
3. 113	Shelia Collins	1984-85
4. 110	Chamique Holdscraw	1997-98
5. 109	Holly Warlick	1979-80
6. 105	Bridgette Gordon	1988-89
7. 104	Alexis Hornbuckle	2007-08
8. 102	Semeka Randall	1997-98
9. 101	Michelle Marciniak	1995-96
10. 100	Tamika Catchings	1997-98

### BY CLASS

<b>Freshman:</b> 102	Semeka Randall	1997-98
<b>Sophomore:</b> 97	Loree Moore	2002-03
<b>Junior:</b> 141	Holly Warlick	1978-89
<b>Senior:</b> 113	Shelia Collins	1984-85

## STEALS PER GAME

SPG	Player	Season
1. 3.645	Shelia Collins	1984-85
2. 3.615	Holly Warlick	1978-79
3. 3.081	Alexis Hornbuckle	2006-07
4. 2.917	Bridgette Gordon	1988-89
5. 2.868	Holly Warlick	1979-80
6. 2.821	Chamique Holdscraw	1997-98
7. 2.811	Alexis Hornbuckle	2007-08
8. 2.806	Michelle Marciniak	1995-96
9. 2.684	Semeka Randall	1997-98
10. 2.564	Tamika Catchings	1997-98

## SINGLE GAME LEADERS

Stls.	Player	Date	Opponent
1. 11	Michelle Marciniak	1/14/1996	at Kentucky
2. 10	Shelia Collins	2/8/1985	at Florida State
3. 9	Holly Warlick	1/24/1979	at LSU
4. 8	Alexis Hornbuckle	3/25/2008	at Purdue
8	Alberta Auguste	11/28/2006	at Louisiana Tech
8	Loree Moore	11/19/2004	at Chattanooga
8	Tamika Catchings	2/16/1999	Memphis
8	Nikki McCray	2/12/1995	Vanderbilt
8	Nikki McCray	1/20/1994	Virginia Tech
8	Nikki McCray	1/7/1994	at Notre Dame
8	Nikki McCray	12/9/1992	UNC-Charlotte
8	Nikki McCray	2/19/1992	at Memphis State

## YEAR-BY-YEAR LEADERS

Year	Leader	G	Stls.-Avg
1978-79	Holly Warlick	39	141-3.6
1979-80	Holly Warlick	38	109-2.9
1980-81	Lea Henry	31	50-1.6
1981-82	Shelia Collins	29	72-2.5
1982-83	Lea Henry	33	70-2.1
1983-84	Shelia Collins	33	84-2.5
1984-85	Shelia Collins	31	113-3.6
1985-86	Bridgette Gordon	34	75-2.2
1986-87	Bridgette Gordon	34	80-2.4
1987-88	Tonya Edwards	34	78-2.3
1988-89	Bridgette Gordon	36	105-2.9
1989-90	Tonya Edwards	33	56-1.7
1990-91	Daedra Charles	35	72-2.1
1991-92	Peggy Evans	31	60-1.9
	Dena Head	30	60-2.0
	Nikki McCray	31	60-1.9
1992-93	Nikki McCray	32	86-2.7
1993-94	Nikki McCray	33	80-2.4
1994-95	Michelle Marciniak	36	83-2.3
1995-96	Michelle Marciniak	36	101-2.8
1996-97	Chamique Holdscraw	39	93-2.4
1997-98	Chamique Holdscraw	39	110-2.8
1998-99	Tamika Catchings	34	88-2.6
1999-00	Tamika Catchings	37	92-2.5
2000-01	Semeka Randall	32	52-1.6
2001-02	Loree Moore	34	80-2.4
2002-03	Loree Moore	38	97-2.6
2003-04	Loree Moore	17	48-2.8
2004-05	Alexis Hornbuckle	35	64-1.8
2005-06	Alexis Hornbuckle	29	91-3.1
2006-07	Alexis Hornbuckle	37	114-3.1
2007-08	Alexis Hornbuckle	37	104-2.8
2008-09	Shekinna Stricklen	32	58-1.8
2009-10	Glory Johnson	35	45-1.3
2010-11	Glory Johnson	37	50-1.4
2011-12	Ariel Massengale	33	45-1.4
	Glory Johnson	36	49-1.4
2012-13	Kamiko Williams	35	57-1.6

GENERAL

STAFF

PLAYERS

REVIEW

HISTORY

FACILITIES

NCAA

SEC

RECORDS

MEDIA INFO



YEAR-BY-YEAR STATISTICAL LEADERS

SCORING

Year	Leader	Games	Pts-Avg.
1975-76	Sue Thomas	14	250-17.8
1976-77	Patricia Roberts	33	987-29.9
1977-78	Cindy Brogdon	31	674-21.7
1978-79	Cindy Brogdon	39	784-20.1
1979-80	Jill Rankin	38	730-19.2
1980-81	Cindy Noble	31	450-14.5
1981-82	Mary Ostrowski	32	458-14.3
1982-83	Tanya Haave	33	614-18.6
1983-84	Mary Ostrowski	31	493-15.9
1984-85	Shelia Collins	31	563-18.2
1985-86	Bridgette Gordon	34	481-14.1
1986-87	Bridgette Gordon	34	559-16.4
1987-88	Bridgette Gordon	33	687-20.8
1988-89	Bridgette Gordon	36	735-20.4
1989-90	Daedra Charles	33	525-15.9
1990-91	Daedra Charles	35	607-17.3
1991-92	Peggy Evans	31	458-14.8
1992-93	Lisa Harrison	32	447-14.0
1993-94	Nikki McCray	33	537-16.3
1994-95	Dana Johnson	37	577-15.6
1995-96	Chamique Holdsclaw	36	583-16.2
1996-97	Chamique Holdsclaw	39	803-20.6
1997-98	Chamique Holdsclaw	39	915-23.5
1998-99	Chamique Holdsclaw	34	724-21.3
1999-00	Tamika Catchings	37	580-15.7
2000-01	Tamika Catchings	17	259-15.2
2001-02	Kara Lawson	34	512-15.1
2002-03	Gwen Jackson	38	612-16.1
2003-04	Shyra Ely	35	508-14.5
2004-05	Shyra Ely	35	503-14.4
2005-06	Candace Parker	36	622-17.3
2006-07	Candace Parker	36	706-19.6
2007-08	Candace Parker	38	809-21.3
2008-09	Shekinna Stricklen	32	424-13.3
2009-10	Angie Bjorklund	35	487-13.9
2010-11	<b>Meighan Simmons</b>	<b>37</b>	<b>500-13.5</b>
2011-12	Shekinna Stricklen	35	539-15.4
2012-13	<b>Meighan Simmons</b>	<b>35</b>	<b>589-16.8</b>

REBOUNDING

Year	Leader	Games	Rbs-Avg.
1975-76	Sue Thomas	14	115-8.2
1976-77	Patricia Roberts	33	467-14.2
1977-78	Cindy Brogdon	31	238-7.6
1978-79	Debbie Groover	39	338-8.7
1979-80	Cindy Noble	38	288-7.6
1980-81	Cindy Noble	31	227-7.3
1981-82	Mary Ostrowski	32	273-8.5
1982-83	Mary Ostrowski	33	250-7.6
1983-84	Mary Ostrowski	31	268-8.6
1984-85	Shelia Collins	31	290-9.4
1985-86	Sheila Frost	33	309-9.4
1986-87	Bridgette Gordon	34	232-6.8
1987-88	Sheila Frost	34	269-7.9
1988-89	Bridgette Gordon	36	251-7.0
1989-90	Daedra Charles	33	287-8.7
1990-91	Daedra Charles	35	322-9.2
1991-92	Peggy Evans	31	201-6.5
1992-93	Lisa Harrison	32	300-9.4
1993-94	Dana Johnson	33	241-7.3
1994-95	Dana Johnson	37	289-7.8
1995-96	Chamique Holdsclaw	36	326-9.1
1996-97	Chamique Holdsclaw	39	367-9.4
1997-98	Chamique Holdsclaw	39	328-8.4
1998-99	Chamique Holdsclaw	34	274-8.1
1999-00	Tamika Catchings	37	292-7.9
2000-01	Tamika Catchings	17	150-8.8
2001-02	Michelle Snow	33	214-6.5
2002-03	Shyra Ely	36	238-6.6
2003-04	Shyra Ely	35	279-8.0
2004-05	Shyra Ely	35	246-7.0
2005-06	Candace Parker	36	298-8.3
2006-07	Candace Parker	36	352-9.8
2007-08	Candace Parker	38	322-8.5
2008-09	Glory Johnson	33	236-7.2
2009-10	Kelley Cain	33	254-7.7

2010-11	Glory Johnson	37	359-9.7
2011-12	Glory Johnson	36	355-9.9
2012-13	<b>Bashaara Graves</b>	<b>35</b>	<b>281-8.0</b>

FIELD GOAL PERCENTAGE

(min. 60 attempts)

Year	Leader	Games	FGM-FGA	Pct.
1975-76	Marcie Garner	12	36-66	.545
1976-77	Patricia Roberts	33	428-662	.647
1977-78	Suzanne Barbre	31	209-414	.504
1978-79	Cindy Noble	34	170-292	.582
1979-80	Cindy Noble	38	266-392	.678
1980-81	Cindy Noble	31	178-298	.597
1981-82	Paula Towns	31	184-321	.573
1982-83	Lynne Collins	30	79-130	.608
1983-84	Mary Ostrowski	31	194-376	.516
1984-85	Lisa Webb	16	79-156	.506
1985-86	Sheila Frost	33	181-312	.580
1986-87	Sheila Frost	34	161-273	.590
1987-88	Sheila Frost	34	208-338	.615
1988-89	Kelli Casteel	31	44-63	.698
1989-90	Daedra Charles	33	212-385	.551
1990-91	Daedra Charles	35	243-434	.560
1991-92	Peggy Evans	31	186-350	.531
1992-93	Dana Johnson	32	143-268	.534
1993-94	Dana Johnson	33	173-317	.546
1994-95	Dana Johnson	37	215-350	.614
1995-96	Pashen Thompson	35	106-201	.527
1996-97	Tiffani Johnson	38	143-269	.532
1997-98	Teresa Geter	39	98-179	.547
1998-99	Michelle Snow	34	117-195	.600
1999-00	Michelle Snow	37	181-326	.555
2000-01	Michelle Snow	33	143-250	.572
2001-02	Michelle Muñoz	27	36-62	.581
2002-03	Courtney McDaniel	36	57-96	.594
2003-04	Ashley Robinson	35	120-247	.486
2004-05	Tye'sha Fluker	33	101-219	.461
2005-06	Sybil Dosty	35	40-65	.615
2006-07	Candace Parker	36	267-505	.529
2007-08	Vicki Baugh	38	79-143	.552
2008-09	Kelley Cain	27	97-157	.618
2009-10	Kelley Cain	33	148-244	.607
2010-11	Kelley Cain	32	98-165	.594
2011-12	Vicki Baugh	35	105-182	.577
2012-13	<b>Bashaara Graves</b>	<b>35</b>	<b>165-316</b>	<b>.522</b>

FREE THROW PERCENTAGE

(min. 50 attempts)

Year	Leader	Games	FTM-FTA	Pct.
1975-76	Lisa McGill	14	37-56	.660
1976-77	Patricia Roberts	33	131-175	.748
1977-78	Cindy Brogdon	31	102-118	.864
1978-79	Debbie Groover	39	111-134	.820
1979-80	Jill Rankin	38	138-172	.802
1980-81	Mary Ostrowski	29	84-115	.730
1981-82	Tanya Haave	32	52-63	.825
1982-83	Tanya Haave	33	110-131	.840
1983-84	Tanya Haave	33	88-113	.779
1984-85	Dawn Marsh	32	71-83	.855
1985-86	Dawn Marsh	34	43-63	.683
1986-87	Tonya Edwards	34	89-114	.781
1987-88	Dawn Marsh	34	52-61	.852
1988-89	Tonya Edwards	20	59-74	.797
1989-90	Jody Adams	33	54-65	.831
1990-91	Jody Adams	35	60-78	.769
1991-92	Tiffany Woosley	31	73-92	.793
1992-93	Tiffany Woosley	32	86-104	.827
1993-94	Tiffany Woosley	33	110-125	.880
1994-95	Pashen Thompson	24	52-62	.839
1995-96	Michelle Marciniak	36	101-127	.795
1996-97	Laurie Milligan	22	59-68	.868
1997-98	Kellie Jolly	39	59-70	.843
1998-99	Tamika Catchings	34	134-173	.775
1999-00	Kara Lawson	37	89-109	.817
2000-01	Kara Lawson	34	60-70	.857
2001-02	Kara Lawson	34	96-115	.835
2002-03	Shanna Zolman	38	58-65	.892
2003-04	Shanna Zolman	35	88-92	.957

# YEAR-BY-YEAR STATISTICAL LEADERS

2004-05	Shanna Zolman	35	75-87	.862
2005-06	Shanna Zolman	36	85-90	.944
2006-07	Sidney Spencer	37	54-60	.900
2007-08	Shannon Bobbitt	38	51-63	.810
2008-09	Shekinna Stricklen	32	86-113	.761
2009-10	Shekinna Stricklen	35	84-102	.824
2010-11	Taber Spani	37	44-55	.800
<b>2011-12</b>	<b>Ariel Massengale</b>	<b>33</b>	<b>66-85</b>	<b>.776</b>
2012-13	Taber Spani	35	65-76	.855

## 3-PT. FIELD GOAL PERCENTAGE

(min. 50 attempts after 1988-89)

Year	Leader	3FGM-FGA	Pct.
1988-89	Bridgette Gordon	2-6	.333
1989-90	Jody Adams	27-82	.329
1990-91	Dena Head	25-51	.490
1991-92	Tiffany Woosley	28-69	.406
1992-93	Nikki Caldwell	35-101	.347
1993-94	Tiffany Woosley	46-101	.455
1994-95	Michelle Marciniak	31-102	.304
1995-96	Abby Conklin	38-90	.422
1996-97	Abby Conklin	49-128	.383
1997-98	Kellie Jolly	36-86	.419
1998-99	Kristen Clement	25-65	.385
1999-00	Kara Lawson	79-181	.436
2000-01	Kara Lawson	62-150	.413
2001-02	April McDivitt	29-72	.403
2002-03	Kara Lawson	77-171	.450
2003-04	Shanna Zolman	58-136	.426
2004-05	Shanna Zolman	68-156	.436
2005-06	Sidney Spencer	53-122	.434
2006-07	Shannon Bobbitt	69-167	.413
2007-08	Alexis Hornbuckle	39-92	.424
2008-09	Angie Bjorklund	62-152	.408
2009-10	Angie Bjorklund	102-239	.427
2010-11	Angie Bjorklund	73-162	.451
2011-12	Taber Spani	34-85	.400
2012-13	Taber Spani	48-130	.369

## ASSISTS

Year	Leader	Games	Assts-Avg.
1975-76	Suzanne Barbre	14	55-3.9
1976-77	Suzanne Barbre	33	126-3.8
1977-78	Holly Warlick	31	155-5.0
1978-79	Holly Warlick	39	181-4.6
1979-80	Holly Warlick	38	225-5.8
1980-81	Lea Henry	31	165-5.3
1981-82	Lea Henry	32	158-4.9
1982-83	Lea Henry	33	145-4.4
1983-84	Pat Hatmaker	33	124-3.8
1984-85	Dawn Marsh	32	127-4.0
1985-86	Dawn Marsh	34	192-5.6
1986-87	Dawn Marsh	32	193-6.0
1987-88	Dawn Marsh	34	243-7.1
1988-89	Melissa McCray	37	133-3.6
1989-90	Dena Head	33	126-3.8
1990-91	Dena Head	35	125-3.6
1991-92	Jody Adams	31	82-2.6
1992-93	Tiffany Woosley	32	93-2.9
1993-94	Tiffany Woosley	33	106-3.2
1994-95	Michelle Marciniak	36	204-5.7
1995-96	Michelle Marciniak	36	152-4.2
1996-97	Laurie Milligan	22	98-4.5
1997-98	Kellie Jolly	39	148-3.8
1998-99	Kellie Jolly	34	141-4.1
1999-00	Kristen Clement	36	126-3.5
2000-01	Kara Lawson	34	113-3.3
2001-02	Loree Moore	34	133-3.9
2002-03	Kara Lawson	38	151-4.0
2003-04	Tasha Butts	35	99-2.8
2004-05	Alexis Hornbuckle	35	110-3.1
2005-06	Shanna Zolman	36	114-3.2
2006-07	Alexis Hornbuckle	37	146-3.9
2007-08	Alexis Hornbuckle	37	134-3.6
2008-09	Shekinna Stricklen	32	95-3.0
2009-10	Shekinna Stricklen	35	135-3.9
<b>2010-11</b>	<b>Meighan Simmons</b>	<b>37</b>	<b>104-2.8</b>
<b>2011-12</b>	<b>Ariel Massengale</b>	<b>33</b>	<b>162-4.9</b>
<b>2012-13</b>	<b>Ariel Massengale</b>	<b>35</b>	<b>158-4.5</b>

## OPPONENT RECORDS

### INDIVIDUAL RECORDS

#### SINGLE GAME

Points	45, Clarissa Davis, Texas at Knoxville, (12/9/87) Peggy Gillom, Ole Miss at Knoxville, (2/4/78)
Field Goals	21, Peggy Gillom, Ole Miss at Knoxville, (2/4/78)
Field Goals Att.	42, Kim Williams, DePaul at Knoxville, (1/28/97)
Field Goal Pct.	1.000 (10-10), Misty Lamb, Vanderbilt at Knoxville, (2/22/90)
3-Point Field Goals	9, Molly Goodenbour, Stanford at Knoxville, (12/21/92)
3-Point Field Goals Attempted	23, Sheila Ethridge, Louisiana Tech at Ruston, La., (2/5/91)
3-Point Field Goal Percentage	1.000 (5-5), (tied) most recently Jillian Danker, Vanderbilt at Knoxville, (2/22/01)
Free Throws	15, (two tied) most recently Chantelle Anderson, Vanderbilt at Knoxville, (2/27/03)
Free Throws Attempted	18, Sha Brooks, Florida at Gainesville, (2/8/09)
Free Throw Percentage	1.000 (15-15), Melissa King, Santa Clara at Santa Clara, Calif., (12/16/91)
Rebounds	21, Linda Street, Memphis State at Martin, Tenn., (3/3/78)
Assists	14, Cathy Bender, Vanderbilt at Lexington, Ky., (2/26/82)
Blocks	11, Anne Donovan, Old Dominion at Knoxville, (2/14/82)
Steals	8, Lindsey Harding, Duke at Durham, N.C. (1/23/06) 8, Ticha Penicheiro, Old Dominion at Cincinnati, Ohio, (3/30/97) 8, Kim Williams, DePaul at Knoxville, (1/28/97) 8, Tamicha Jackson, Louisiana Tech at Knoxville, (11/14/99) 8, Lauren Simms, South Carolina at Columbia, S.C., (1/15/04)

### TEAM RECORDS

#### SINGLE GAME

Points	102, Auburn at Albany, Ga. (3/6/87) and Louisiana Tech at Greensboro, N.C., (3/23/79)
Field Goals	44, Louisiana Tech at Greensboro, N.C., (3/23/79)
Field Goal Attempts	96, Kentucky at Knoxville, (1/28/78)
Field Goal Percentage	.709 (44-62) Louisiana Tech at Greensboro, N.C., (3/23/79)
3-Point Field Goals	13, Middle Tennessee at Knoxville, (11/26/06) 13, Chattanooga at Knoxville, (11/12/06)
3-Point Field Goal Attempts	36, Missouri at Knoxville, (1/10/13)
3-Point Field Goal Pct.	.833 (5-6), Rutgers at Piscataway, N.J., (1/17/94)
Free Throws	31, (tied three times) most recently Oklahoma at Knoxville, (11/10/02)
Free Throw Attempts	45, Oklahoma at Knoxville, (11/10/02)
Free Throw Pct.	1.000 (20-20) Louisiana State at Knoxville, (2/13/88)
Rebounds	57, North Carolina at Knoxville, (12/2/07)
Assists	29, Louisiana Tech at Greensboro, N.C., (3/23/79)
Turnovers	46, Memphis at Knoxville, (2/16/99)
Blocks	13, Baylor at Memphis, Tenn., (3/27/10)
Steals	20, Florida at Knoxville, Tenn. (2/26/06) 20, Georgia at Athens, Ga., (2/19/84)

GENERAL

STAFF

PLAYERS

REVIEW

HISTORY

FACILITIES

NCAA

SEC

RECORDS

MEDIA INFO



MISCELLANEOUS SINGLE GAME RECORDS

**MOST POINTS SCORED BY UT**

Points	Opponent	Date
1. 136	Puerto Rico-Mayaguez	11/29/02
2. 133	Tennessee-Martin	11/19/99
3. 130	Hawaii Pacific	12/20/85
4. 125	DePaul	1/20/98
5. 124	Tennessee-Martin	2/13/79
6. 119	Mississippi	2/8/01
7. 118	Florida	2/8/80
118	Memphis State	2/19/92
9. 115	Eastern Kentucky	12/19/87
10. 114	Tennessee State	2/17/86

**FEWEST POINTS SCORED BY UT**

Points	Opponent	Date
1. 44	Notre Dame	1/23/12
2. 46	Louisiana Tech	3/26/82
3. 47	LSU	4/6/08
4. 50	Georgia	1/21/10
5. 51	Rutgers	12/29/04
51	Georgia	1/17/00
51	Long Beach State	12/13/83
8. 52	Stanford	12/19/09
52	Georgia	1/14/07
52	LSU	4/4/04
52	Georgia	2/10/02
52	Connecticut	4/2/00
52	Virginia	3/25/96
52	Texas	12/1/85
52	West Virginia	11/19/83
52	South Carolina	1/23/80

**LARGEST MARGIN OF VICTORY**

Margin	Opponent	Date
1. 110	Puerto Rico-Mayaguez	11/29/02
2. 92	Hawaii Pacific	12/20/85
3. 82	Florida Atlantic	1/21/92
4. 79	DePaul	1/20/98
5. 75	Eastern Kentucky	12/19/87
6. 74	Memphis	2/16/99
74	North Carolina A&T	3/16/94
74	Florida	2/8/80
9. 73	Stetson	11/26/89
73	Tennessee-Martin	11/19/99

**LARGEST MARGIN OF DEFEAT**

Margin	Opponent	Date
1. 31	Texas	12/11/84
2. 28	Notre Dame	1/23/12
3. 27	Georgia	1/17/00
4. 24	Connecticut	3/29/02
24	Southern Cal	3/28/86
24	Old Dominion	2/14/83
24	Louisiana Tech	12/15/80
8. 23	Baylor	12/18/12
23	Louisiana Tech	3/26/82
10. 22	Duke	1/23/06
22	Texas	12/1/85

**MOST 1ST HALF POINTS SCORED BY UT**

Points	Opponent	Date
1. 69	Puerto Rico-Mayaguez	11/29/02
2. 67	Hawaii Pacific	12/20/85
3. 63	Old Dominion	1/3/00
4. 62	Western Carolina	3/20/05
62	Florida Atlantic	1/21/92
6. 61	DePaul	12/17/99
61	Vanderbilt	2/28/98
61	Illinois	11/25/00
9. 60	Tennessee State	2/17/86
60	Florida	2/8/80

**FEWEST 1ST HALF POINTS SCORED BY UT**

Points	Opponent	Date
1. 13	Rutgers	1/3/09
2. 14	Virginia	3/25/96
3. 15	Vanderbilt	2/13/11
4. 16	Baylor	12/18/12
16	Rutgers	12/29/04
16	Connecticut	1/5/97
16	Kentucky	3/13/81
8. 18	Notre Dame	1/23/12
18	Stanford	12/19/09
18	Stanford	12/14/03

**LARGEST HALFTIME LEAD FOR UT**

Points	Opponent	Date
1. 55	Puerto Rico-Mayaguez	11/29/02
2. 52	Florida Atlantic	1/21/92
3. 47	Hawaii Pacific	12/20/85
4. 44	Maryland	12/4/94
5. 41	North Carolina A&T	3/16/94
6. 40	DePaul	1/20/98
7. 39	Florida	1/10/98
39	East Tennessee State	1/8/86
39	South Carolina	1/11/01
39	Kentucky	1/21/01

**LARGEST HALFTIME DEFICIT FOR UT**

Points	Opponent	Date
1. 25	Baylor	12/18/12
2. 20	Rutgers	1/3/09
3. 19	Mississippi	2/4/96
19	Southern Cal	3/28/86
5. 17	Rutgers	12/29/04
17	LSU	3/9/03
17	Illinois	12/12/97
8. 16	Florida	1/21/97
16	South Carolina	2/15/96
10. 15	Louisville	4/2/13
15	Baylor	3/26/12
15	LSU	2/26/09
15	Vanderbilt	12/6/90

**MOST 2ND HALF POINTS SCORED BY UT**

Points	Opponent	Date
1. 75	Tennessee-Martin	11/19/99
2. 71	Tennessee-Martin	2/13/79
3. 69	Notre Dame	1/7/94
69	Stetson	11/26/89
5. 68	Mississippi	2/8/01
6. 67	Puerto Rico-Mayaguez	11/29/02
67	DePaul	1/20/98
8. 64	Mississippi	2/6/05
64	Kentucky	2/18/88
10. 63	Eastern Kentucky	12/19/87
63	Hawaii Pacific	12/20/85

**FEWEST 2ND HALF POINTS SCORED BY UT**

Points	Opponent	Date
1. 17	Georgia	2/10/02
17	Old Dominion	1/26/80
17	South Carolina	1/23/80
4. 19	Louisiana Tech	12/4/02
5. 20	Georgia Tech	11/26/10
20	Georgia	1/21/10
20	West Virginia	11/19/83
8. 21	Georgia	1/17/00
9. 22	Connecticut	1/6/96
22	South Carolina	2/4/89

**MOST POINTS SCORED BY AN OPPONENT**

Points	Opponent	Date
1. 102	Auburn	3/6/87
102	Louisiana Tech	3/23/79
3. 99	Louisiana State	3/1/97
4. 98	Louisiana Tech	2/24/97
5. 97	Stanford	12/20/11
97	Texas	12/9/87
7. 96	Stanford	12/14/91
96	Kentucky	1/24/86
9. 95	Florida	2/26/06
10. 94	Georgia	12/8/96

**FEWEST POINTS SCORED BY AN OPPONENT**

Points	Opponent	Date
1. 26	Puerto Rico-Mayaguez	11/29/02
26	Florida Atlantic	1/21/92
3. 28	Manhattan	12/7/97
4. 29	Tennessee-Martin	12/5/06
29	Maryland	12/4/94
6. 32	Tennessee-Martin	11/23/97
7. 33	Stetson	11/20/05
33	Virginia Tech	2/25/95
33	Miami (Ohio)	11/23/77
10. 34	Stetson	3/19/11
34	San Francisco	12/22/09
34	Chattanooga	11/19/04

**MOST 1ST HALF POINTS BY AN OPPONENT**

Points	Opponent	Date
1. 52	Vanderbilt	1/19/96
2. 51	South Carolina	1/20/88
3. 50	Wisconsin	2/4/97
4. 49	Auburn	3/6/87
49	Kentucky	1/24/86
6. 48	Stanford	12/20/11
48	Texas	12/9/87
48	Montclair State	12/2/77
9. 47	Mississippi State	2/14/02
10. 46	DePaul	12/17/03
46	Purdue	11/15/98
46	Stanford	12/15/96

**FEWEST 1ST HALF POINTS BY AN OPPONENT**

Points	Opponent	Date
1. 8	Maryland	12/4/94
8	Stetson	11/26/89
3. 10	Florida Atlantic	1/21/92
10	East Tennessee State	1/8/86
5. 11	Arkansas	1/8/12
11	South Carolina	2/1/07
11	Memphis State	2/6/89
8. 12	Stetson	11/20/05
9. 13	Rutgers	12/30/12
13	Mississippi State	2/16/12
13	Mississippi	1/31/08
13	Tennessee-Martin	12/5/06
13	Old Dominion	1/11/96

**MOST 2ND HALF POINTS BY AN OPPONENT**

Points	Opponent	Date
1. 62	Vanderbilt	1/31/94
2. 61	Louisiana State	3/1/97
3. 59	Maryland	1/15/81
4. 57	Georgia	12/8/96
57	Stanford	12/14/91
57	Louisiana Tech	3/23/79
7. 56	Colorado	12/20/93
56	UCLA	12/16/90
9. 55	Louisiana Tech	2/24/97
55	Mississippi	3/25/83

## FEWEST 2ND HALF POINTS BY AN OPPONENT

Points	Opponent	Date
1. 12	Puerto Rico-Mayaguez	11/29/02
2. 14	Stetson	3/19/11
14	George Washington	12/7/05
14	Manhattan	12/7/97
14	Georgia	2/25/95
14	Miami (Ohio)	11/23/77
7. 15	San Francisco	11/15/09
15	Alabama State	3/22/03
15	Memphis	2/16/99
10. 16	Florida	2/14/10
16	Tennessee-Martin	12/5/06
16	Vanderbilt	2/28/98
16	Tennessee-Martin	11/23/97
16	Florida Atlantic	1/21/92

## OVERTIME GAMES

All Games: 29-16 (.644)

H: (6-5), A: (13-7), N: (10-4)

Regular Season Games: 24-14 (.605)

H: (5-5), A: (13-7), N: (6-2)

NCAA Tournament Games: 4-1 (.800)

H: (1-0), A: (0-0), N: (3-1)

SEC Tournament Games: 1-1 (1.000)

H: (0-0), A: (0-0), N: (1-1)

Tenn. Tech 89, Tennessee 84	H	2/6/76
UNC Greensboro 81, Tennessee 79	N	2/13/76
Tennessee 71, Memphis St 69	N	3/6/76
Tennessee 82, Tenn. Tech 81	A	1/18/78
Tennessee 92, Kentucky 90	A	1/28/78
LSU 85, Tennessee 80	A	1/24/79
Tennessee 91, Kentucky 83	A	2/2/80
Tennessee 73, Georgia 68	N	12/17/80
Tennessee 93, Maryland 91	A	1/15/81
Ohio State 83, Tennessee 82	N	12/17/81(20T)
§ Tennessee 91, So. Cal 90	H	3/21/82
Old Dominion 78, Tennessee 72	H	11/30/82
§ Tennessee 90, Mississippi 83	N	3/25/83(30T)
Kentucky 76, Tennessee 72	H	1/23/85
Tennessee 62, La. Tech 61	N	11/27/88
§ Virginia 79, Tennessee 75	N	3/24/90
Tennessee 71, Florida 70	A	1/16/91
§ Tennessee 70, Virginia 67	N	3/31/91
Stanford 96, Tennessee 95	A	12/14/91
Mississippi 80, Tennessee 78	A	1/18/92
Tennessee 74, Stanford 73	N	12/6/92
Tennessee 86, Colorado 82	H	12/20/93
Tennessee 95, Kentucky 89	A	2/18/94
Tennessee 79, S. Carolina 73	A	2/15/96
Tennessee 72, Auburn 67	H	2/18/96
§ Tennessee 88, Connecticut 83	N	3/29/96
Georgia 94, Tennessee 93	H	12/8/96
Tennessee 68, Texas 65	H	12/21/96
Tennessee 92, Vanderbilt 79	A	1/19/97
# Tennessee 100, LSU 99	N	3/1/97
Connecticut 63, Tennessee 62	A	1/4/03
Tennessee 70, Stanford 66	A	12/14/03
Tennessee 96, DePaul 89	A	12/17/03
Tennessee 68, Auburn 61	H	2/1/04
# Georgia 68, Tennessee 66	N	3/6/04
Tennessee 91, Florida 82	H	2/3/05
Florida 95, Tennessee 93	H	2/26/06
Tennessee 75, Arkansas 68	A	2/22/07
Stanford 73, Tennessee 69	A	12/22/07
Tennessee 79, Stanford 69	H	12/21/08
Tennessee 82, Stanford 72	H	12/19/10
Virginia 69, Tennessee 64	A	11/20/11
Arkansas 72, Tennessee 71	H	2/23/12
Tennessee 88, Mid. Tennessee 81	H	11/28/12
Tennessee 78, Florida 75	A	1/13/13

§ - NCAA Tournament game

# - SEC Tournament game

## DOUBLE-DOUBLES

### ▲ FRESHMEN (2 OR MORE)

Holdsclaw, Chamique 16  
 Frost, Sheila 11  
**Graves, Bashaara 10**  
 Parker, Candace 10  
 Catchings, Tamika 9  
 Horton, Karla 7  
 Johnson, Tiffani 6  
 Johnson, Glory 5  
 Gordon, Bridgette 4  
 Morton, Karen 4  
 Anosike, Nicky 3  
 Ostrowski, Mary 3  
 Snow, Michelle 3  
 Cain, Kelley 2  
 Brewer, Alyssia 2  
 Stricklen, Shekinna 2  
 Ely, Shyra 2  
 Evans, Peggy 2  
 Groover, Debbie 2  
 Thompson, Pashen 2

### ▲ SOPHOMORES (2 OR MORE)

Parker, Candace 21  
 Holdsclaw, Chamique 16  
 Ostrowski, Mary 11  
 Groover, Debbie 10  
 Horton, Karla 10  
 Gordon, Bridgette 9  
 Catchings, Tamika 8  
 Ward, Vonda 8

### Harrison, Isabelle 6

Towns, Paula 6  
**Burdick, Cierra 5**  
 Johnson, Glory 5  
 Ely, Shyra 5  
 Evans, Peggy 5  
 Haave, Tanya 5  
 Jackson, Gwen 5  
 Cain, Kelley 4  
 Charles, Daedra 4  
 Ely, Cindy 4  
 Johnson, Dana 4  
 Shekinna, Stricklen 4  
 Baugh, Vicki 3  
 Freeman, Valerie 3  
 Frost, Sheila 3  
 Manning, Alicia 3  
 Noble, Cindy 3  
 Randall, Semeka 3  
 Snow, Michelle 3  
 Brewer, Alyssia 2

### ▲ JUNIORS (2 OR MORE)

Holdsclaw, Chamique 16  
 Parker, Candace 14  
 Charles, Daedra 13  
 Johnson, Glory 12  
 Noble, Cindy 11  
 Stricklen, Stricklen 11  
 Johnson, Tiffani 9  
 Ostrowski, Mary 9  
 Catchings, Tamika 8  
 Ely, Shyra 8  
 Frost, Sheila 8  
 Haave, Tanya 8  
 McCray, Nikki 8  
 Thompson, Pashen 8  
 Jackson, Gwen 6  
 Johnson, Dana 6  
 Groover, Debbie 5  
 Horton, Karla 5  
 Snow, Michelle 5  
 Ward, Vonda 5  
 Brogdon, Cindy 5  
 Fluker, Tye'sha 3

Towns, Paula 3
Butts, Tasha 3
Gordon, Bridgette 2
Cain, Kelley 2
▲ SENIORS (2 OR MORE)
Collins, Sheila 14
Harrison, Lisa 14
Johnson, Glory 14
Charles, Daedra 13
Ostrowski, Mary 12
Holdsclaw, Chamique 9
Johnson, Dana 9
Webb, Lisa 9
Frost, Sheila 8
Rankin, Jill 8
Catchings, Tamika 7
Ely, Shyra 7
Anosike, Nicky 6
Gordon, Bridgette 6
Jackson, Gwen 6
Noble, Cindy 6
Stricklen, Shekinna 5
Baugh, Vicki 4
Thompson, Pashen 4
Butts, Tasha 3
Fuller, Alex 3
Robinson, Ashley 2
Snow, Michelle 2
Williams, Kamiko 2
▲ MOST IN A CAREER (5 OR MORE)
Holdsclaw, Chamique 57
Parker, Candace 45
Johnson, Glory 36
Ostrowski, Mary 35
Catchings, Tamika 32
Charles, Daedra 30
Frost, Sheila 30
Ely, Shyra 22
Horton, Karla 22
Stricklen, Shekinna 22
Gordon, Bridgette 21
Groover, Debbie 20
Johnson, Dana 20
Noble, Cindy 20
Jackson, Gwen 18
Harrison, Lisa 17
Johnson, Tiffani 17
Collins, Sheila 15
Thompson, Pashen 15
Ward, Vonda 15
Haave, Tanya 14
Snow, Michelle 13
Anosike, Nicky 11
Webb, Lisa 11
<b>Graves, Bashaara 10</b>
McCray, Nikki 10
Towns, Paula 10
Evans, Peggy 9
Rankin, Jill 8
Cain, Kelley 8
Randall, Semeka 7
<b>Harrison, Isabelle 6</b>
<b>Burdick, Cierra 6</b>
Butts, Tasha 6
Brogdon, Cindy 5
▲ POINTS AND ASSISTS DD
<b>Massengale, Ariel 1</b>
Clower, Susan 1
Henry, Lea 1
Hornbuckle, Alexis 1
Marciniak, Michelle 1
Marsh, Dawn 1
McGhee, Carla 1
Simmons, Meighan 1
Stricklen, Shekinna 1
Warlick, Holly 1
Zolman, Shanna 1

GENERAL

STAFF

PLAYERS

REVIEW

HISTORY

FACILITIES

NCAA

SEC

RECORDS

MEDIA INFO



LADY VOL RECORDS

SINGLE GAME RECORDS: INDIVIDUAL

FIELD GOALS MADE

FGM	Player	Date	Game
1. 24	Patricia Roberts	11/13/76	Kentucky
2. 19	Patricia Roberts	1/24/77	East Tennessee St.
3. 18	Patricia Roberts	3/24/77	vs. Kansas State
18	Patricia Roberts	1/6/77	Marshall
5. 17	Tanya Haave	12/11/82	at Stephen F. Austin
17	Sue Thomas	1/14/76	at Western Carolina
7. 16	Sheila Frost	1/17/88	Vanderbilt
16	Tanya Haave	2/9/83	at Kentucky
16	Patricia Roberts	3/3/77	vs. Middle Tenn. St.
16	Patricia Roberts	1/14/77	at Western Carolina

FIELD GOALS ATTEMPTED

FGA	Player	Date	Game
1. 31	Jill Rankin	1/4/80	North Carolina St.
31	Patricia Roberts	11/13/76	Kentucky
31	Sue Thomas	1/14/76	at Western Carolina
4. 29	Cindy Brogdon	1/28/78	at Kentucky
5. 28	Chamique Holdscraw	12/15/96	Stanford
28	Sheila Collins	3/3/85	at Mississippi
28	Cindy Brogdon	3/23/79	vs. Louisiana Tech
28	Cindy Brogdon	2/12/78	Memphis State
9. 27	Candace Parker	4/6/08	vs. Louisiana State
27	Chamique Holdscraw	3/16/98	Western Kentucky
27	Sheila Collins	2/2/85	Georgia

FIELD GOAL PERCENTAGE

FG%	Player (FGM-FGA)	Date	Game
1. 1.000	Gwen Jackson (14-14)	11/29/02	at PR-Mayaguez
2. 1.000	Gwen Jackson (9-9)	11/25/00	vs. Illinois
1.000	Nikki McCray (9-9)	1/22/94	at Mississippi St.
1.000	Sheila Frost (9-9)	12/16/87	at Oregon State
1.000	Lynne Collins (9-9)	12/17/82	at Louisiana St.
1.000	Jerilynn Harper (9-9)	1/29/79	Louisiana State
7. 1.000	Ariel Massengale (6-6)	1/3/12	Chattanooga
1.000	Kamiko Williams (6-6)	11/15/10	Chattanooga
1.000	Kelley Cain (6-6)	12/6/09	Texas
1.000	Nicky Anosike (6-6)	11/26/07	Louisiana Tech
1.000	Loree Moore (6-6)	11/29/02	at PR-Mayaguez

THREE-POINT FIELD GOALS MADE

3PM	Player	Date	Game
1. 8	Meighan Simmons	12/1/10	Lamar
2. 7	Angie Bjorklund	3/6/11	vs. Kentucky
7	Angie Bjorklund	1/24/08	Arkansas
7	Angie Bjorklund	1/5/08	Notre Dame
7	Angie Bjorklund	12/16/07	Gonzaga
7	Shanna Zolman	2/19/06	at Alabama
6. 6	Shekinna Stricklen	1/30/11	at Arkansas
6	Angie Bjorklund	2/14/10	Florida
6	Angie Bjorklund	1/28/10	Auburn
6	Angie Bjorklund	3/6/09	vs. Florida
6	Angie Bjorklund	12/18/08	at Old Dominion
6	Shannon Bobbitt	11/15/07	vs. Oklahoma
6	Shannon Bobbitt	1/28/07	at Alabama
6	Tasha Butts	2/15/04	at Vanderbilt
6	Kara Lawson	3/08/03	Mississippi State
6	Kara Lawson	2/27/03	Vanderbilt
6	Kara Lawson	1/12/03	Auburn
6	Kara Lawson	12/21/02	at Texas
6	Kara Lawson	1/30/00	Kentucky
6	Abby Conklin	12/18/96	at Texas Tech

THREE-POINT FIELD GOALS ATTEMPTED

3PA	Player	Date	Game
1. 16	Angie Bjorklund	1/24/08	Arkansas
2. 15	Meighan Simmons	12/1/10	Lamar
3. 14	Meighan Simmons	1/15/11	Vanderbilt
4. 13	Angie Bjorklund	3/6/10	vs. Vanderbilt
13	Shanna Zolman	3/21/06	vs. G. Washington
6. 12	Meighan Simmons	4/2/13	vs. Louisville
12	Angie Bjorklund	1/15/11	Vanderbilt
12	Angie Bjorklund	3/20/10	vs. Austin Peay

12	Angie Bjorklund	2/14/10	Florida
12	Angie Bjorklund	1/28/10	Auburn
12	Angie Bjorklund	2/8/09	at Florida
12	Angie Bjorklund	12/16/07	Gonzaga
12	Shanna Zolman	2/19/06	at Alabama

THREE-POINT FIELD GOAL PERCENTAGE

3P%	Player (3PM-3PA)	Date	Game
1. 1.000	Tasha Butts (6-6)	2/15/04	at Vanderbilt
1.000	Kara Lawson (6-6)	2/27/03	Vanderbilt
1.000	Sidney Spencer (5-5)	1/7/06	Connecticut
1.000	Kara Lawson (5-5)	2/2/03	at Vanderbilt
1.000	Angie Bjorklund (4-4)	2/27/11	LSU
1.000	Angie Bjorklund (4-4)	1/6/11	Alabama
1.000	Sidney Spencer (4-4)	2/2/06	at Mississippi
1.000	Laurie Milligan (4-4)	12/4/94	at Maryland
1.000	Jody Adams (4-4)	2/13/91	DePaul
1.000	Ariel Massengale (4-4)	1/3/12	Chattanooga
1.000	Ariel Massengale (3-3)	12/28/11	ODU
1.000	Taber Spani (3-3)	3/22/10	Dayton

FREE THROWS MADE

FTM	Player	Date	Game
1. 17	Candace Parker	12/13/07	Middle Tennessee
17	Bridgette Gordon	3/25/89	vs. Long Beach St.
3. 16	Sheila Collins	1/25/85	at Old Dominion
4. 15	Chamique Holdscraw	2/12/98	at Memphis
15	Sheila Collins	2/27/85	Louisiana State
6. 14	Sheila Collins	3/25/84	Georgia
7. 13	Chamique Holdscraw	3/23/98	vs. North Carolina
13	Tonya Edwards	3/24/90	vs. Virginia
13	Bridgette Gordon	3/6/89	vs. Auburn
13	Gail Dobson	3/1/75	vs. Union (Tenn.)
13	Gail Dobson	2/14/75	vs. Appalachian St.

FREE THROWS ATTEMPTED

FTA	Player	Date	Game
1. 21	Candace Parker	12/13/07	Middle Tennessee
2. 20	Bridgette Gordon	3/25/89	vs. Long Beach St.
3. 19	Sheila Collins	1/25/85	at Old Dominion
4. 18	Tonya Edwards	3/24/90	vs. Virginia
5. 17	Candace Parker	3/30/08	vs. Notre Dame
17	Chamique Holdscraw	2/12/98	at Memphis
7. 16	Glory Johnson	3/4/11	vs. Florida
16	Candace Parker	2/26/06	Florida
16	Daedra Charles	3/2/91	vs. Vanderbilt
16	Sheila Collins	2/27/85	Louisiana State
16	Sheila Collins	3/25/84	Georgia

FREE THROW PERCENTAGE

FT%	Player (FTM-FTA)	Date	Game
1. 1.000	Gail Dobson (13-13)	3/1/75	vs. Union (Tenn.)
2. 1.000	Gail Dobson (12-12)	2/27/75	vs. Union (Tenn.)
3. 1.000	Debbie Groover (11-11)	11/23/77	Miami (Ohio)
4. 1.000	Ariel Massengale (10-10)	11/18/12	at Miami (Fla.)
1.000	Shekinna Stricklen (10-10)	1/15/09	at Mississippi St.
1.000	Shanna Zolman (10-10)	1/7/06	Connecticut
1.000	Laurie Milligan (10-10)	1/19/97	at Vanderbilt
1.000	Tiffany Woosley (10-10)	3/6/94	vs. Alabama
1.000	Tiffany Woosley (10-10)	2/5/94	Alabama
1.000	Sheila Frost (10-10)	1/23/89	Southern Illinois
1.000	Tonya Edwards (10-10)	1/7/87	at Old Dominion

POINTS

Points	Player	Date	Game
1. 51	Patricia Roberts	11/13/76	Kentucky
2. 43	Tanya Haave	12/11/82	at Stephen F. Austin
43	Patricia Roberts	1/24/77	East Tennessee St.
4. 40	Sheila Collins	3/3/85	at Mississippi
40	Patricia Roberts	3/26/77	vs. Immaculate
6. 39	Chamique Holdscraw	3/15/99	Boston College
39	Chamique Holdscraw	2/14/98	Auburn
39	Gail Dobson	3/1/75	vs. Union (Tenn.)
9. 38	Tamika Catchings	2/26/99	vs. Florida
38	Patricia Roberts	1/6/77	Marshall

# LADY VOL RECORDS

## REBOUNDS

Rebs	Player	Date	Game
1. 24	Patricia Roberts	2/19/77	vs. Anderson J.C.
2. 22	Daedra Charles	3/16/91	S.W. Missouri State
	Karla Horton	11/24/85	East Carolina
4. 21	Glory Johnson	3/19/12	DePaul
5. 20	Sheila Frost	12/20/87	Northern Illinois
	Debbie Groover	1/27/79	Valdosta State
	Cindy Brogdon	2/12/78	at Kentucky
	Patricia Roberts	3/10/77	vs. Clemson
	Patricia Roberts	3/3/77	vs. Middle Tenn. St.
	Patricia Roberts	2/12/77	at Eastern Kentucky
	Patricia Roberts	11/13/76	Kentucky

## ASSISTS

Assts	Player	Date	Game
1. 18	Dawn Marsh	3/6/88	vs. Georgia
2. 14	Holly Warlick	2/12/78	Memphis State
3. 13	Shannon Bobbitt	12/16/07	Gonzaga
	Dawn Marsh	1/11/87	Kentucky
5. 12	Ariel Massengale	1/15/12	Vanderbilt
	Shekinna Stricklen	1/3/10	Oklahoma
	Michelle Marciniak	2/25/95	Georgia
	Dawn Marsh	1/17/88	Vanderbilt
	Dawn Marsh	3/20/86	vs. Georgia
	Lea Henry	2/28/82	at Kentucky
	Holly Warlick	3/5/80	Clemson

## BLOCKED SHOTS

Blocks	Player	Date	Game
1. 12	Kelley Cain	2/22/10	Alabama
2. 8	Kelley Cain	2/4/10	Arkansas
	Ashley Robinson	12/11/03	Rutgers
4. 7	Isabelle Harrison	1/3/13	at South Carolina
	Kelley Cain	2/25/10	Kentucky
	Kelley Cain	2/14/10	Florida
	Kelley Cain	3/5/09	vs. Alabama
	Candace Parker	11/28/06	at Louisiana Tech
	Candace Parker	11/24/05	vs. Michigan State
	Michelle Snow	3/31/00	vs. Rutgers
	Cindy Noble	3/21/81	Illinois State

## STEALS

Steals	Player	Date	Game
1. 11	Michelle Marciniak	1/14/96	at Kentucky
2. 10	Shelia Collins	2/8/85	at Florida State
3. 9	Holly Warlick	1/24/79	at Louisiana State
4. 8	Alexis Hornbuckle	3/25/08	at Purdue
	Alberta Auguste	11/28/06	at Louisiana Tech
	Loree Moore	11/19/04	at Chattanooga
	Tamika Catchings	2/16/99	Memphis
	Nikki McCray	2/12/95	Vanderbilt
	Nikki McCray	1/20/94	Virginia Tech
	Nikki McCray	1/7/94	at Notre Dame
	Nikki McCray	12/9/92	UNC-Charlotte
	Nikki McCray	2/19/92	at Memphis State

## SINGLE GAME RECORDS: TEAM

### FIELD GOALS MADE

FGM	Game	Date
1. 58	at Hawaii Pacific	12/20/85
2. 57	at Puerto Rico-Mayaguez	11/29/02
3. 55	Tennessee-Martin	2/13/79
4. 53	Marshall	1/6/77
5. 52	Chattanooga State J.C.	1/29/76
6. 50	Tennessee-Martin	11/19/99
	50 vs. Tenn.-Chattanooga	2/28/75
8. 48	at Memphis State	2/19/92
	48 Stetson	11/26/89
10. 47	Shorter	1/11/75

### FIELD GOALS ATTEMPTED

FGA	Game	Date
1. 98	at Youngstown State	2/9/93
2. 97	Stetson	11/26/89

3. 96	Chattanooga State J.C.	1/29/76
4. 92	Tennessee State	2/27/88
5. 91	Providence	1/25/93
6. 90	vs. Ohio State	12/17/81
	90 at Kentucky	1/28/78
8. 88	vs. Memphis State	3/2/78
9. 87	vs. George Mason	12/6/97
	87 Vanderbilt	1/17/88

## FIELD GOAL PERCENTAGE

FG%	Game (FGM-FGA)	Date
1. .721	at Old Dominion (44-61)	1/4/89
2. .717	vs. Valdosta State (43-60)	11/29/80
3. .716	at Hawaii Pacific (58-81)	12/20/85
4. .692	at UCLA (36-52)	12/17/11
5. .691	St. Joseph's (38-55)	11/16/98
6. .673	at Purdue (37-55)	12/2/95
	.673 at Notre Dame (37-55)	1/7/94
8. .672	vs. Old Dominion (43-64)	12/30/09
9. .663	at Puerto Rico-Mayaguez (57-86)	11/29/02
10. .662	at Memphis State (43-65)	2/24/86

## THREE-POINT FIELD GOALS MADE

3PM	Game	Date
1. 16	vs. Kentucky	3/6/11
2. 15	Lamar	12/1/10
	15 Chattanooga	11/15/10
4. 13	Auburn	1/28/10
	13 Arkansas	1/24/08
	13 Mississippi	2/6/05
	13 vs. Army	11/30/02
8. 12	vs. Oral Roberts	3/23/08
	12 Mississippi	2/8/01
10. 11	Texas	12/4/11
	11 Miami	11/15/11
	11 Notre Dame	1/5/08
	11 Princeton	12/20/05
	11 Texas	12/1/05
	11 Western Carolina	3/20/05
	11 at Vanderbilt	2/15/04
	11 at Vanderbilt	2/2/03
	11 at Florida	1/19/03
	11 at Puerto Rico-Mayaguez	11/29/02
	11 at Texas Tech	12/18/96

## THREE-POINT FIELD GOALS ATTEMPTED

3PA	Game	Date
1. 36	Lamar	12/1/10
2. 35	Chattanooga	11/15/10
3. 32	Vanderbilt	1/15/11
4. 30	Arkansas	1/24/08
5. 29	vs. Oral Roberts	3/23/08
6. 27	UT Martin	3/17/12
	27 Mississippi	2/6/05
	27 at Texas Tech	12/18/96
8. 25	Alabama	2/12/09
	25 Mississippi State	1/26/03
10. 24	vs. Louisville	4/2/13
	24 Baylor	11/27/11
	24 Virginia	11/20/11
	24 South Carolina	1/7/10
	24 Gonzaga	12/16/07
	24 Louisiana Tech	11/26/07
	24 Chattanooga	11/21/05

## THREE-POINT FIELD GOAL PERCENTAGE

3P%	Game (3PM-3PA)	Date
1. .875	at Notre Dame (7-8)	1/7/94
2. .857	vs. Vanderbilt (6-7)	2/28/98
3. .833	DePaul (5-6)	2/15/91
4. .762	vs. Kentucky (16-21)	3/6/11
5. .733	Princeton (11-15)	12/20/05
6. .727	vs. Ole Miss (8-11)	3/27/07
7. .714	Kentucky (5-7)	2/11/07
	.714 Vanderbilt (5-7)	2/18/99
	.714 Stanford (5-7)	12/1/94

GENERAL

STAFF

PLAYERS

REVIEW

HISTORY

FACILITIES

NCAA

SEC

RECORDS

MEDIA INFO



# RECORDS

## LADY VOL RECORDS

.714	at Memphis State (5-7)	2/19/92
.714	Florida Atlantic (5-7)	1/21/92

### FREE THROWS MADE

FTM	Game	Date
1. 40	at Florida	2/3/05
2. 38	vs. Long Beach State	3/25/89
3. 37	at Vanderbilt	1/19/97
4. 36	Long Beach State	12/3/88
5. 35	Southern California	3/21/82
6. 34	vs. Alabama	3/6/94
34	vs. Georgia	3/5/94
8. 33	at Old Dominion	1/7/87
9. 32	Connecticut	1/7/06
32	Florida	2/19/04
32	at Memphis	2/12/98

### FREE THROWS ATTEMPTED

FTA	Game	Date
1. 53	Long Beach State	12/3/88
2. 48	vs. Long Beach State	3/25/89
3. 47	Tennessee State	2/17/86
4. 46	at Florida	2/3/05
5. 45	Memphis	2/16/99
45	UCLA	12/21/98
45	at Vanderbilt	1/19/97
8. 44	vs. Alabama	3/6/94
9. 43	at Chattanooga	11/21/08
43	vs. Stanford	12/1/94

### FREE THROW PERCENTAGE

FT%	Game (FTM-FTA)	Date
1. 1.000	LSU (10-10)	2/22/10
1.000	vs. Southern California (9-9)	4/1/84
1.000	Tenn.-Chattanooga (6-6)	12/5/84
4. .958	Vanderbilt (23-24)	2/27/03
.958	at Kentucky (23-24)	2/13/85
6. .956	Wake Forest (22-23)	3/19/88
7. .950	Georgia (19-20)	1/12/06
.950	Alabama (19-20)	1/20/02
9. .947	Stanford	11/24/00
.947	at Ole Miss (18-19)	2/22/04
.947	at Mississippi State (18-19)	2/17/00

### POINTS

Points	Game	Date
1. 136	at Puerto Rico-Mayaguez	11/29/02
2. 133	Tennessee-Martin	11/19/99
3. 130	at Hawaii Pacific	12/20/85
4. 125	at DePaul	1/20/98
5. 124	Tennessee-Martin	2/13/79
6. 119	Mississippi	2/8/01
7. 118	at Memphis State	2/19/92
118	Florida	2/8/80
9. 115	Eastern Kentucky	12/19/87
10. 114	Tennessee State	2/17/86

### REBOUNDS

Reb	Game	Date
1. 76	Tennessee State	2/27/88
2. 72	Belmont	3/1/79
3. 71	at Youngstown State	2/9/93
4. 70	Tennessee State	2/17/86
5. 66	Virginia	11/19/95
6. 65	vs. Marquette	11/23/96
7. 64	San Francisco	11/15/08
64	vs. George Mason	12/6/97
64	South Carolina State	3/19/83
64	vs. Washington State	12/16/81

### ASSISTS

Assists	Game	Date
1. 41	at Hawaii Pacific	12/20/85
2. 36	East Tennessee State	2/5/80
3. 35	Kansas State	1/7/82

4. 33	vs. Valdosta State	11/29/80
5. 32	at Fullerton State	12/16/79
6. 31	Stetson	11/26/89
31	Tennessee Tech	3/15/87
31	at Memphis State	2/24/86
31	Tennessee State	2/17/86
31	at San Jose State	12/15/79

### BLOCKED SHOTS

Blocks	Game	Date
1. 15	Kentucky	2/25/10
2. 14	LSU	2/22/10
3. 13	Eastern Kentucky	12/19/87
4. 12	Alabama	1/6/11
12	Florida	2/14/10
12	Louisville	12/16/09
12	Auburn	1/10/08
12	Notre Dame	12/30/06
12	vs. Colgate	3/20/04
10. 11	at South Carolina	1/3/13
11	South Carolina	1/7/10
11	vs. Florida	3/7/08
11	Louisiana Tech	11/26/07
11	Connecticut	2/1/01
11	Mississippi	2/4/99
11	Liberty	3/14/98
11	at DePaul	1/20/98
11	at Tennessee-Martin	11/23/97
11	Tennessee State	2/17/86

### STEALS

Steals	Game	Date
1. 38	at Hawaii Pacific	12/20/85
2. 27	Louisiana State	2/22/98
3. 24	at Tennessee-Martin	11/23/97
24	Providence	1/25/93
24	North Carolina-Charlotte	12/19/92
24	Mississippi State	2/21/87
7. 23	at George Washington	11/27/01
23	Radford	3/16/96
23	at Notre Dame	1/7/94
23	Kentucky	2/17/79

### SINGLE SEASON RECORDS

#### INDIVIDUAL

#### GAMES PLAYED

Games	Player	Year
1. 39	Tamika Catchings	1997-98
39	Teresa Geter	1997-98
39	Chamique Holdsclaw	1997-98
39	Kellie Jolly	1997-98
39	LaShonda Stephens	1997-98
39	Kyra Elzy	1996-97
39	Chamique Holdsclaw	1996-97
39	Brynae Laxton	1996-97
39	Cindy Brogdon	1978-79
39	Susan Clower	1978-79
39	Debbie Groover	1978-79
39	Kathy O'Neil	1978-79
39	Holly Warlick	1978-79

#### GAMES STARTED

Starts	Player	Year
1. 39	Chamique Holdsclaw	1997-98
39	Cindy Brogdon	1978-79
39	Debbie Groover	1978-79
39	Holly Warlick	1978-79
5. 38	Nicky Anosike	2007-08
38	Shannon Bobbitt	2007-08
38	Gwen Jackson	2002-03
38	Kara Lawson	2002-03
38	Lozee Moore	2002-03
38	Tamika Catchings	1997-98
38	Kellie Jolly	1997-98
38	Chamique Holdsclaw	1996-97

38	Pashen Thompson	1996-97
38	Cindy Noble	1979-80
38	Jill Rankin	1979-80
38	Holly Warlick	1979-80

### FIELD GOALS MADE

FGM	Player	Year
1. 428	Trish Roberts	1976-77
2. 370	Chamique Holdsclaw	1997-98
3. 344	Cindy Brogdon	1978-79
4. 332	Chamique Holdsclaw	1996-97
5. 300	Candace Parker	2007-08
300	Bridgette Gordon	1988-89
7. 296	Jill Rankin	1979-80
8. 294	Chamique Holdsclaw	1998-99
9. 289	Bridgette Gordon	1987-88
10. 286	Cindy Brogdon	1977-78

### FIELD GOALS ATTEMPTED

FGA	Player	Year
1. 693	Cindy Brogdon	1978-79
2. 678	Chamique Holdsclaw	1997-98
3. 667	Chamique Holdsclaw	1996-97
4. 662	Trish Roberts	1976-77
5. 593	Cindy Brogdon	1977-78
6. 567	Chamique Holdsclaw	1998-99
7. 563	Bridgette Gordon	1988-89
8. 560	Candace Parker	2007-08
9. 536	Jill Rankin	1979-80
10. 534	Bridgette Gordon	1987-88

### FIELD GOAL PERCENTAGE (MIN. 250 ATTEMPTS)

FG%	Player (FGM-FGA)	Year
1. .679	Cindy Noble (266-392)	1979-80
2. .647	Trish Roberts (428-662)	1976-77
3. .615	Sheila Frost (208-338)	1987-88
4. .614	Dana Johnson (215-350)	1994-95
5. .597	Cindy Noble (178-298)	1980-81
6. .590	Sheila Frost (161-273)	1986-87
7. .586	Mary Ostrowski (190-324)	1982-83
8. .582	Cindy Noble (170-292)	1978-79
9. .580	Sheila Frost (181-312)	1985-86
10. .578	Sheila Frost (204-353)	1988-89

### THREE-POINT FIELD GOALS MADE

3PM	Player	Year
1. 103	Shanna Zolman	2005-06
2. 102	Angie Bjorklund	2009-10
3. 79	Kara Lawson	1999-00
4. 78	Shannon Bobbitt	2007-08
5. 77	Kara Lawson	2002-03
6. 73	Angie Bjorklund	2010-11
7. 69	<b>Meighan Simmons</b>	<b>2012-13</b>
69	Shannon Bobbitt	2006-07
9. 68	Angie Bjorklund	2007-08
68	Shanna Zolman	2004-05

### THREE-POINT FIELD GOALS ATTEMPTED

3PA	Player	Year
1. 239	Angie Bjorklund	2009-10
2. 238	Shanna Zolman	2005-06
3. 195	Shannon Bobbitt	2007-08
4. 189	<b>Meighan Simmons</b>	<b>2012-13</b>
5. 187	<b>Meighan Simmons</b>	<b>2010-11</b>
6. 185	Angie Bjorklund	2007-08
7. 181	Kara Lawson	1999-00
8. 171	Kara Lawson	2002-03
9. 167	Shannon Bobbitt	2006-07
10. 164	<b>Meighan Simmons</b>	<b>2011-12</b>



# LADY VOL RECORDS

## THREE-POINT FIELD GOAL PCT.

### (MIN. 50 ATTEMPTS)

3P%	Player (3PM-3PA)	Year
1. .490	Dena Head (25-51)	1990-91
2. .455	Tiffany Woosley (46-101)	1993-94
3. .451	Angie Bjorklund (73-162)	2010-11
4. .450	Kara Lawson (77-171)	2002-03
5. .436	Shanna Zolman (68-156)	2004-05
	.436 Kara Lawson (79-181)	1999-00
7. .434	Sidney Spencer (53-122)	2005-06
8. .433	Shanna Zolman (103-238)	2005-06
9. .427	Angie Bjorklund (102-239)	2009-10
10. .426	Shanna Zolman (58-136)	2003-04

## FREE THROWS MADE

FTM	Player	Year
1. 201	Candace Parker	2007-08
2. 166	Candace Parker	2006-07
	166 Chamique Holdsclaw	1997-98
4. 165	Tamika Catchings	1997-98
5. 159	Candace Parker	2005-06
6. 155	Semeka Randall	1997-98
7. 147	Dana Johnson	1994-95
8. 145	Cindy Noble	1979-80
9. 138	Jill Rankin	1979-80
	138 Glory Johnson	2011-12

## FREE THROWS ATTEMPTED

FTA	Player	Year
1. 288	Candace Parker	2007-08
2. 232	Candace Parker	2006-07
3. 227	Glory Johnson	2010-11
4. 218	Candace Parker	2005-06
5. 217	Glory Johnson	2011-12
	217 Tamika Catchings	1997-98
	217 Chamique Holdsclaw	1997-98
8. 213	Semeka Randall	1997-98
9. 208	Daedra Charles	1990-91
10. 205	Dana Johnson	1994-95

## FREE THROW PCT. (MIN. 50 ATTEMPTS)

FT%	Player (FTM-FTA)	Year
1. .957	Shanna Zolman (88-92)	2003-04
2. .944	Shanna Zolman (85-90)	2005-06
3. .900	Sidney Spencer (54-60)	2006-07
4. .892	Shanna Zolman (58-65)	2002-03
5. .884	Kara Lawson (99-112)	2002-03
6. .880	Tiffany Woosley (110-125)	1993-94
7. .879	Latina Davis (51-58)	1993-94
8. .864	Cindy Brogdon (102-118)	1977-78
9. .862	Shanna Zolman (75-87)	2004-05
10. .857	Kara Lawson (60-70)	2000-01

## POINTS

Points	Player	Year
1. 987	Trish Roberts	1976-77
2. 915	Chamique Holdsclaw	1997-98
3. 809	Candace Parker	2007-08
4. 803	Chamique Holdsclaw	1996-97
5. 784	Cindy Brogdon	1978-79
6. 735	Bridgette Gordon	1988-89
7. 730	Jill Rankin	1979-80
8. 724	Chamique Holdsclaw	1998-99
9. 711	Tamika Catchings	1997-98
10. 706	Candace Parker	2006-07

## POINTS AVERAGE

Points	Player	Year
1. 29.9	Patricia Roberts	1976-77
2. 23.5	Chamique Holdsclaw	1997-98
3. 21.7	Cindy Brogdon	1977-78
4. 21.3	Candace Parker	2007-08
	21.3 Chamique Holdsclaw	1998-99
6. 20.8	Bridgette Gordon	1987-88

7. 20.6	Chamique Holdsclaw	1996-97
8. 20.4	Bridgette Gordon	1988-89
9. 20.1	Cindy Brogdon	1978-79
10. 19.6	Candace Parker	2006-07

## REBOUNDS

Reb	Player	Year
1. 467	Trish Roberts	1976-77
2. 367	Chamique Holdsclaw	1996-97
3. 359	Glory Johnson	2010-11
4. 355	Glory Johnson	2011-12
5. 352	Candace Parker	2006-07
6. 338	Debbie Groover	1978-79
7. 328	Chamique Holdsclaw	1997-98
8. 326	Chamique Holdsclaw	1995-96
9. 322	Candace Parker	2007-08
	322 Daedra Charles	1990-91

## REBOUND AVERAGE

RPG	Player	Year
1. 14.2	Trish Roberts	1976-77
2. 9.9	Glory Johnson	2011-12
3. 9.8	Candace Parker	2006-07
4. 9.7	Glory Johnson	2010-11
5. 9.4	Chamique Holdsclaw	1996-97
	9.4 Lisa Harrison	1992-93
	9.4 Sheila Frost	1985-86
	9.4 Shelia Collins	1984-85
9. 9.2	Karla Horton	1985-86
	9.2 Daedra Charles	1990-91

## ASSISTS

Assists	Player	Year
1. 243	Dawn Marsh	1987-88
2. 225	Holly Warlick	1979-80
3. 204	Michelle Marciniak	1994-95
4. 193	Dawn Marsh	1986-87
5. 192	Dawn Marsh	1985-86
6. 181	Holly Warlick	1978-79
7. 165	Lea Henry	1980-81
8. 162	Ariel Massengale	2011-12
9. 158	Ariel Massengale	2012-13
	158 Lea Henry	1981-82

## ASSIST AVERAGE

APP	Player	Year
1. 7.1	Dawn Marsh	1987-88
2. 6.0	Dawn Marsh	1986-87
3. 5.9	Holly Warlick	1979-80
4. 5.7	Michelle Marciniak	1994-95
5. 5.6	Dawn Marsh	1985-86
6. 5.3	Lea Henry	1980-81
7. 5.0	Holly Warlick	1977-78
8. 4.9	Ariel Massengale	2011-12
	4.9 Lea Henry	1981-82
10. 4.6	Holly Warlick	1978-79

## BLOCKED SHOTS

Blocked	Player	Year
1. 113	Kelley Cain	2009-10
2. 99	Candace Parker	2006-07
3. 90	Candace Parker	2007-08
	90 Teresa Geter	1997-98
5. 86	Candace Parker	2005-06
6. 77	Sheila Frost	1985-86
7. 70	Ashley Robinson	2003-04
8. 66	Kelley Cain	2010-11
9. 63	Ashley Robinson	2002-03
10. 60	Sheila Frost	1987-88

## STEALS

Steals	Player	Year
1. 141	Holly Warlick	1978-79
2. 114	Alexis Hornbuckle	2006-07
3. 113	Shelia Collins	1984-85

4. 110	Chamique Holdsclaw	1997-98
5. 109	Holly Warlick	1979-80
6. 105	Bridgette Gordon	1988-89
7. 104	Alexis Hornbuckle	2007-08
8. 102	Semeka Randall	1997-98
9. 101	Michelle Marciniak	1995-96
10. 100	Tamika Catchings	1997-98

## CAREER RECORDS

### INDIVIDUAL

#### GAMES PLAYED

Gms.	Player	Years
1. 148	Chamique Holdsclaw	96-97-98-99
2. 146	Nicky Anosike	2005-06-07-08
3. 144	Shanna Zolman	03-04-05-06
4. 143	Kara Lawson	2000-01-02-03
	143 Abby Conklin	94-95-96-97
6. 141	Glory Johnson	2009-10-11-12
	141 Tasha Butts	2001-02-03-04
	141 Holly Warlick	77-78-79-80
9. 140	Tye'sha Fluker	2003-04-05-06
	140 Semeka Randall	98-99-2000-01

#### GAMES STARTED

Starts	Player	Years
1. 147	Chamique Holdsclaw	96-97-98-99
2. 138	Shekinna Stricklen	2009-10-11-12
3. 137	Kara Lawson	2000-01-02-03
4. 133	Nicky Anosike	2005-06-07-08
5. 126	Tamika Catchings	98-99-2000-01
6. 123	Lea Henry	80-81-82-83
7. 121	Bridgette Gordon	86-87-88-89
8. 119	Alexis Hornbuckle	2005-06-07-08
	119 Semeka Randall	98-99-2000-01
10. 118	Glory Johnson	2009-10-11-12

#### FIELD GOALS MADE

Made	Player	Years
1. 1233	Chamique Holdsclaw	96-97-98-99
2. 1017	Bridgette Gordon	86-87-88-89
3. 797	Candace Parker	2006-07-08
4. 760	Tamika Catchings	98-99-2000-01
5. 754	Sheila Frost	86-87-88-89
6. 746	Tanya Haave	81-82-83-84
7. 731	Semeka Randall	98-99-2000-01
8. 692	Shekinna Stricklen	2009-10-11-12
9. 687	Mary Ostrowski	81-82-83-84
10. 675	Kara Lawson	2000-01-02-03

#### FIELD GOALS ATTEMPTED

FGA	Player	Years
1. 2419	Chamique Holdsclaw	96-97-98-99
2. 1985	Bridgette Gordon	86-87-88-89
3. 1590	Semeka Randall	98-99-2000-01
4. 1583	Shekinna Stricklen	2009-10-11-12
5. 1506	Tamika Catchings	98-99-2000-01
6. 1482	Candace Parker	2006-07-08
7. 1475	Kara Lawson	2000-01-02-03
8. 1456	Tanya Haave	81-82-83-84
9. 1404	Shyra Ely	2002-03-04-05
10. 1346	Meighan Simmons	2011-2012-2013

#### FIELD GOAL PCT. (MIN. 200 ATTEMPTS)

FG%	Player (FGM-FGA)	Years
1. .647	Trish Roberts (428-662)	77
2. .625	Cindy Noble (614-982)	79-80-81
3. .606	Kelley Cain (343-566)	2009-10-11
4. .591	Sheila Frost (754-1276)	86-87-88-89
5. .561	Jerilyn Harper (152-271)	79
6. .553	M. Snow (585-1057)	99-00-01-02
7. .522	Jill Rankin (296-536)	80
8. .520	Daedra Charles (594-1077)	89-90-91
9. .549	D. Johnson (622-1132)	92-93-94-95
10. .540	M. Ostrowski (687-1272)	81-82-83-84

GENERAL

STAFF

PLAYERS

REVIEW

HISTORY

FACILITIES

NCAA

SEC

RECORDS

MEDIA INFO



# LADY VOL RECORDS

## THREE-POINT FIELD GOALS MADE

3PM	Player	Years
1.	305	Angie Bjorklund 2008-09-10-11
2.	266	Shanna Zolman 2003-04-05-06
3.	256	Kara Lawson 2000-01-02-03
<b>4.</b>	<b>183</b>	<b>Meighan Simmons 2011-2012-2013</b>
5.	163	Shekinna Stricklen 2009-10-11-12
6.	161	Brittany Jackson 2002-03-04-05
7.	147	Shannon Bobbitt 2007-08
8.	133	Sidney Spencer 2004-05-06-07
9.	132	Tiffany Woosley 92-93-94-95
10.	128	Nikki Caldwell 91-92-93-94

## THREE-POINT FIELD GOALS ATTEMPTED

3PA	Player	Years
1.	738	Angie Bjorklund 2008-09-10-11
2.	626	Shanna Zolman 2003-04-05-06
3.	617	Kara Lawson 2000-01-02-03
<b>4.</b>	<b>540</b>	<b>Meighan Simmons 2011-2012-2013</b>
5.	481	Shekinna Stricklen 2009-10-11-12
6.	443	Brittany Jackson 2002-03-04-05
7.	368	Nikki Caldwell 91-92-93-94
8.	366	Tamika Catchings 98-99-2000-01
9.	362	Shannon Bobbitt 2007-08
10.	349	Abby Conklin 94-95-96-97

## THREE-POINT FIELD GOAL PCT. (MIN. 100 ATTEMPTS)

3P%	Player (3PM-3PA)	Years
1.	.425	S. Zolman (266-626) 03-04-05-06
2.	.415	Kara Lawson (256-617) 00-01-02-03
3.	.413	A. Bjorklund (305-738) 2008-09-10-11
4.	.412	April McDivitt (101-245) 2000-01-02
5.	.406	Shannon Bobbitt (147-362) 2007-08
6.	.396	S. Spencer (133-336) 04-05-06-07
7.	.393	Gwen Jackson (55-140) 00-01-02-03
8.	.391	T. Woosley (132-338) 92-93-94-95
9.	.375	Taber Spani (143-381) 2010-11-12-13
10.	.364	Kellie Jolly (99-272) 96-97-98-99

## FREE THROWS MADE

FTM	Player	Years
1.	526	Candace Parker 2006-07-08
2.	523	Chamique Holdsclaw 96-97-98-99
3.	493	Glory Johnson 2009-10-11-12
4.	471	Tamika Catchings 98-99-2000-01
5.	439	Semeka Randall 98-99-2000-01
6.	423	Bridgette Gordon 86-87-88-89
7.	381	Nicky Anosike 2005-06-07-08
8.	377	Dana Johnson 92-93-94-95
9.	371	Tonya Edwards 87-88-89-90
10.	356	Debbie Groover 78-79-80-81

## FREE THROWS ATTEMPTED

FTA	Player	Years
1.	796	Glory Johnson 2009-10-11-12
2.	738	Candace Parker 2006-07-08
3.	731	Chamique Holdsclaw 96-97-98-99
4.	618	Semeka Randall 98-99-2000-01
5.	611	Tamika Catchings 98-99-2000-01
6.	610	Bridgette Gordon 86-87-88-89
7.	586	Nicky Anosike 2005-06-07-08
8.	584	Dana Johnson 92-93-94-95
9.	539	Daedra Charles 89-90-91
10.	512	Michelle Snow 99-2000-01-02

## FREE THROW PCT. (MIN. 150 ATTEMPTS)

FT%	Player (FTM-FTA)	Years
1.	.916	S. Zolman (306-334) 03-04-05-06
2.	.853	S. Spencer (163-191) 04-05-06-07
3.	.847	Kara Lawson (344-406) 00-01-02-03
4.	.839	Cindy Brogdon (198-236) 78-79
5.	.816	T. Woosley (284-348) 92-93-94-95

7.	.816	Tanya Haave (279-342) 81-82-83-84
7.	.808	Taber Spani (160-198) 2010-11-12-13
8.	.802	Jill Rankin (138-172) 80
9.	.797	Jody Adams (141-177) 90-91-92-93
10.	.795	Abby Conklin (174-219) 94-95-96-97

## POINTS

Points	Player	Years
1.	3025	Chamique Holdsclaw 96-97-98-99
2.	2462	Bridgette Gordon 86-87-88-89
3.	2137	Candace Parker 2006-07-08
4.	2113	Tamika Catchings 98-99-2000-01
5.	1950	Kara Lawson 2000-01-02-03
6.	1915	Semeka Randall 98-99-2000-01
7.	1882	Shekinna Stricklen 2009-10-11-12
8.	1790	Sheila Frost 86-87-88-89
9.	1771	Tanya Haave 81-82-83-84
10.	1729	Mary Ostrowski 81-82-83-84

## SCORING AVERAGE (MIN. 30 GAMES)

PPG	Player	Years
1.	29.9	Trish Roberts 77
2.	20.8	Cindy Brogdon 78-79
3.	20.4	Chamique Holdsclaw 96-97-98-99
4.	19.4	Candace Parker 2006-07-08
5.	19.2	Jill Rankin 80
6.	18.0	Bridgette Gordon 86-87-88-89
7.	16.6	Tamika Catchings 98-99-2000-01
8.	15.2	Cindy Noble 79-80-81
9.	14.2	Daedra Charles 89-90-91
<b>10.</b>	<b>13.8</b>	<b>Meighan Simmons 2011-2012-2013</b>
	13.8	Tanya Haave 81-82-83-84

## REBOUNDS

Rebounds Player	Years
1.	1295 Chamique Holdsclaw 96-97-98-99
2.	1218 Glory Johnson 2009-10-11-12
3.	1043 Sheila Frost 86-87-88-89
4.	1004 Tamika Catchings 98-99-2000-01
5.	994 Mary Ostrowski 81-82-83-84
6.	972 Candace Parker 2006-07-08
7.	957 Debbie Groover 78-79-80-81
8.	940 Shyra Ely 2002-03-04-05
9.	915 Bridgette Gordon 86-87-88-89
10.	914 Nicky Anosike 2005-06-07-08

## REBOUND AVERAGE (MIN. 30 GAMES)

RPG	Player	Years
1.	14.2	Trish Roberts 77
2.	8.8	Candace Parker 2006-07-08
	8.8	Chamique Holdsclaw 96-97-98-99
4.	8.6	Glory Johnson 2009-10-11-12
5.	8.2	Daedra Charles 89-90-91
<b>6.</b>	<b>8.0</b>	<b>Bashaara Graves 2013</b>
	8.0	Mary Ostrowski 81-82-83-84
8.	7.9	Tamika Catchings 98-99-2000-01
9.	7.7	Karla Horton 85-86-87
10.	7.6	Sheila Frost 86-87-88-89
11.	7.3	Jill Rankin 80

## ASSISTS

Assts.	Player	Years
1.	755	Dawn Marsh 85-86-87-88
2.	673	Holly Warlick 77-78-79-80
3.	587	Lea Henry 80-81-82-83
4.	503	Alexis Hornbuckle 2005-06-07-08
5.	456	Kara Lawson 2000-01-02-03
6.	452	Kellie Jolly 96-97-98-99
7.	449	Michelle Marciniak 94-95-96
8.	439	Dena Head 89-90-91-92
9.	429	Kristen Clement 98-99-2000-01
10.	422	Loree Moore 2002-03-04-05

## ASSIST AVERAGE (MIN. 30 GAMES)

APG	Player	Years
1.	5.7	Dawn Marsh 85-86-87-88
2.	4.8	Holly Warlick 77-78-79-80
<b>3.</b>	<b>4.7</b>	<b>Ariel Massengale 2012-2013</b>
4.	4.4	Lea Henry 80-81-82-83
5.	4.3	Michelle Marciniak 94-95-96
6.	3.7	Cindy Brogdon 78-79
7.	3.64	Alexis Hornbuckle 2005-06-07-08
8.	3.58	Loree Moore 2002-03-04-05
9.	3.4	Kellie Jolly 96-97-98-99
10.	3.3	Dena Head 89-90-91-92
	3.3	Suzanne Barbre ***-77-78

## BLOCKED SHOTS

Blocks	Player	Years
1.	275	Candace Parker 2006-07-08
2.	249	Sheila Frost 86-87-88-89
3.	228	Kelley Cain 2009-10-11
4.	200	Ashley Robinson 2001-02-03-04
5.	194	Michelle Snow 99-2000-01-02
6.	161	Nicky Anosike 2005-06-07-08
7.	136	Tamika Catchings 98-99-2000-01
8.	135	Teresa Geter 98-99
9.	111	Chamique Holdsclaw 96-97-98-99
10.	102	Abby Conklin 94-95-96-97

## STEALS

Steals	Player	Years
1.	373	Alexis Hornbuckle 2005-06-07-08
2.	336	Bridgette Gordon 86-87-88-89
3.	311	Tamika Catchings 98-99-2000-01
4.	305	Chamique Holdsclaw 96-97-98-99
5.	289	Nikki McCray 92-93-94-95
6.	286	Semeka Randall 98-99-2000-01
7.	280	Loree Moore 2002-03-04-05
8.	278	Sheila Collins 82-83-84-85
9.	250	Holly Warlick ***-79-80
10.	234	Michelle Marciniak 94-95-96

# LADY VOL RECORDS BY CLASS

## FRESHMAN

### POINTS

Total	Name	Opponent	Date
1. 35	Tamika Catchings	Depaul	1/20/98
2. 34	Candace Parker	Florida	2/26/06
3. 31	Shyra Ely	Georgia	3/1/02
4. 29	Angie Bjorklund	Arkansas	1/24/08
29	Candace Parker	Rutgers	3/26/06

### REBOUNDS

Total	Name	Opponent	Date
1. 19	Chamique Holdslaw	Georgia	1/8/96
2. 18	Sheila Frost	Notre Dame	12/9/85
3. 17	Sheila Frost	Iowa	3/16/86
17	Bridgette Gordon	Georgia	1/29/86
17	Tiffani Johnson	Louisiana Tech	11/20/94
17	Michelle Snow	Mississippi St.	2/6/99

### ASSISTS

Total	Name	Opponent	Date
1. 12	Ariel Massengale	Vanderbilt	1/15/12
2. 11	Ariel Massengale	Alabama	1/26/12
11	Meighan Simmons	Alabama	1/6/11
4. 9	Cierra Burdick	Old Dominion	12/28/11
9	Jody Adams	Stetson	11/26/89
9	Jody Adams	Illinois	1/2/90
9	Pam Marr	Rutgers	1/19/83

### BLOCKED SHOTS

Total	Name	Opponent	Date
1. 7	Candace Parker	Michigan State	11/24/05
7	Kelley Cain	Alabama	3/5/09
2. 6	Kelley Cain	Georgia	2/5/09
6	Candace Parker	Rutgers	3/26/06
6	Sheila Frost	Tennessee St.	2/17/86

### STEALS

Total	Name	Opponent	Date
1. 8	Nikki McCray	Memphis St.	2/19/92
8	Bridgette Gordon	Hawaii Pacific	12/20/85
3. 7	Sheila Collins	Southern Cal.	3/21/82
4. 6	8x, most recently N. Anosike	Purdue	3/22/05

## SOPHOMORE

### POINTS

Total	Name	Opponent	Date
1. 38	Tamika Catchings	Florida	2/26/99
2. 34	Chamique Holdslaw	Georgia	12/8/96
3. 33	Chamique Holdslaw	Louisiana Tech	2/24/97
33	Bridgette Gordon	Auburn	3/21/87
5. 32	Candace Parker	Old Dominion	12/22/06

### REBOUNDS

Total	Name	Opponent	Date
1. 22	Karla Horton	East Carolina	11/24/85
2. 20	Debbie Groover	Valdosta St.	1/27/79
3. 19	Pashen Thompson	Montana	12/19/94
4. 18	Chamique Holdslaw	DePaul	1/28/97
18	Sheila Frost	Georgia	1/24/87
18	Karla Horton	Louisiana St.	1/20/86

### ASSISTS

Total	Name	Opponent	Date
1. 14	Holly Warlick	Memphis St.	2/17/78
2. 12	Shekinna Stricklen	Oklahoma	1/3/10
12	Dawn Marsh	Georgia	3/20/86
4. 11	Kellie Jolly	Old Dominion	3/30/97
11	Dawn Marsh	Hawaii Pacific	12/20/85

### BLOCKED SHOTS

Total	Name	Opponent	Date
1. 12	Kelley Cain	LSU	2/22/10
2. 8	Kelley Cain	Arkansas	2/4/10
3. 7	Isabelle Harrison	South Carolina	1/3/13

7	Kelley Cain	Kentucky	2/25/10
7	Kelley Cain	Florida	2/14/10
7	Candace Parker	Louisiana Tech	11/28/06
7	Michelle Snow	Rutgers	3/31/00

### STEALS

Total	Name	Opponent	Date
1. 8	Tamika Catchings	Memphis	2/16/99
8	Tonya Edwards	Oregon State	12/16/87
8	Tonya Edwards	Florida	2/21/88
8	Nikki McCray	UNC Charlotte	12/9/92
5. 7	10x, most recently L. Moore	Oklahoma	11/10/02

## JUNIOR

### POINTS

Total	Name	Opponent	Date
1. 43	Tanya Haave	Stephen F. Austin	12/11/82
2. 39	Chamique Holdslaw	Auburn	2/14/98
3. 37	Chamique Holdslaw	Florida	1/10/98
4. 36	Sheila Frost	Vanderbilt	1/17/88
5. 35	Cindy Noble	UT-Chattanooga	1/18/80

### REBOUNDS

Total	Name	Opponent	Date
1. 20	Cindy Brogdon	Memphis St.	2/17/78
2. 20	Sheila Frost	N. Illinois	12/20/87
3. 19	Tiffani Johnson	Auburn	2/15/97
4. 18	Glory Johnson	Mississippi St.	1/27/11
18	Glory Johnson	Georgia Tech	11/26/10
18	Dana Johnson	Alabama	3/6/94

### ASSISTS

Total	Name	Opponent	Date
1. 12	Michelle Marciniak	Georgia	2/25/95
12	Lea Henry	Kentucky	2/28/82
3. 11	Laurie Milligan	Old Dominion	1/7/97
11	Shelley Sexton	UCLA	12/15/85
11	Susan Clower	Old Dominion	2/16/81

### BLOCKED SHOTS

Total	Name	Opponent	Date
1. 6	Kelley Cain	South Carolina	1/20/11
6	Daedra Charles	Georgia	3/4/90
3. 5	Kelley Cain	Kentucky	3/6/11
5	Kelley Cain	Florida	2/10/11
5	Candace Parker	Mississippi St.	2/24/08
5	Candace Parker	Rutgers	2/11/08
5	Ashley Robinson	Alabama	1/16/03
5	Michelle Snow	Memphis	12/15/00
5	Sheila Frost	Memphis St.	1/27/88
5	Sheila Frost	Louisiana Tech	2/15/88

### STEALS

Total	Name	Opponent	Date
1. 9	Holly Warlick	Louisiana State	1/24/79
2. 8	Alberta Auguste	Louisiana Tech	11/28/06
8	Dena Head	Virginia Tech	12/3/90
8	Shelley Sexton	Hawaii Pacific	12/20/85
8	Nikki McCray	Virginia Tech	1/20/94

## SENIOR

### POINTS

Total	Name	Opponent	Date
1. 51	Patricia Roberts	Kentucky	11/13/76
2. 43	Patricia Roberts	ETSU	1/24/77
3. 40	Sheila Collins	Mississippi	3/3/85
4. 39	Chamique Holdslaw	Boston College	3/15/99
5. 37	Tasha Butts	Vanderbilt	2/15/04
37	Jill Rankin	N.C. State	1/4/80

### REBOUNDS

Total	Name	Opponent	Date
1. 22	Daedra Charles	SW Missouri St.	3/16/91
2. 21	Glory Johnson	DePaul	3/11/12

GENERAL

STAFF

PLAYERS

REVIEW

HISTORY

FACILITIES

NCAA

SEC

RECORDS

MEDIA INFO



## LADY VOL RECORDS BY CLASS

3.	20	Patricia Roberts	Clemson, MTSU EKU, KY	3-77/11-76
4.	19	Shelia Collins	Mississippi	3/3/85
5.	18	Tamika Catchings	Texas	12/22/00

## ASSISTS

Total	Name	Opponent	Date
1.	18	Dawn Marsh	Georgia 3/6/88
2.	13	Shannon Bobbitt	Gonzaga 12/16/07
3.	12	Holly Warlick	Clemson 3/5/80
	12	Dawn Marsh	Vanderbilt 1/17/88
5.	11	Dawn Marsh	Memphis State 1/27/88

## BLOCKED SHOTS

Total	Name	Opponent	Date
1.	8	Ashley Robinson	Rutgers 12/11/03
2.	7	Cindy Noble	Illinois State 3/21/81
3.	6	Mary Ostrowski	Mississippi 2/15/84
	6	Cindy Noble	Kentucky 3/13/81
5.	5	8x, most recently A. Robinson Colgate	3/20/04

## STEALS

Total	Name	Opponent	Date
1.	11	Michelle Marciniak	Kentucky 1/14/96
2.	10	Shelia Collins	Florida State 2/8/85
3.	8	Alexis Hornbuckle	Purdue 3/25/08
	8	Nikki McCray	Vanderbilt 2/12/95
	8	Holly Warlick	UCLA 12/13/79

## TOP 10 SEASON AVERAGES BY CLASS

## FRESHMAN RECORDS

## POINTS

Name	Games	Points	Avg.
1. Tamika Catchings	39	711	18.2
2. Candace Parker	36	622	17.3
3. Chamique Holdscraw	36	583	16.2
4. Semeka Randall	38	604	15.9
5. Bridgette Gordon	34	481	14.2
	31	412	14.2
7. Kara Lawson	37	504	13.6
8. Meighan Simmons	37	500	13.5
9. Shekinna Stricklen	32	424	13.3
10. Bashaara Graves	35	461	13.2

## REBOUNDS

Name	Games	Rebs.	Avg.
1. Shelia Frost	33	309	9.4
2. Chamique Holdscraw	36	326	9.1
3. Candace Parker	36	298	8.3
4. Bashaara Graves	35	281	8.0
	39	313	8.0
6. Karla Horton	32	229	7.2
	33	236	7.2
8. Mary Ostrowski	29	203	7.0
9. Lisa McGill	27	184	6.8
10. Tiffani Johnson	37	241	6.5

## ASSISTS

Name	Games	Assists	Avg.
1. Ariel Massengale	33	162	4.9
2. Dawn Marsh	32	127	3.97
3. Loree Moore	34	133	3.91
4. Holly Warlick	33	112	3.4
5. Dena Head	37	118	3.2
	33	107	3.2
7. Lea Henry	38	119	3.1
	35	110	3.1
9. Shekinna Stricklen	32	95	3.0
10. Candace Parker	36	103	2.9

## SOPHOMORE RECORDS

## POINTS

Name	Games	Points	Avg.
1. Chamique Holdscraw	39	803	20.6
2. Candace Parker	36	706	19.6
3. Tamika Catchings	34	563	16.6
4. Bridgette Gordon	34	559	16.4
5. Peggy Evans	31	458	14.8
6. Mary Ostrowski	32	458	14.3
7. Semeka Randall	33	464	14.1
8. Paula Towns	32	451	14.0
9. Suzanne Barbre	14	182	13.9
10. Tanya Haave	32	420	13.1

## REBOUNDS

Name	Games	Rebs.	Avg.
1. Candace Parker	36	352	9.8
2. Chamique Holdscraw	39	367	9.4
3. Karla Horton	34	313	9.2
4. Debbie Groover	39	338	8.7
5. Mary Ostrowski	32	273	8.5
6. Vonda Ward	32	250	7.8
	32	250	7.8
8. Kellie Cain	33	254	7.69
9. Glory Johnson	35	268	7.65
10. Isabelle Harrison	25	188	7.5

## ASSISTS

Name	Games	Assists	Avg.
1. Dawn Marsh	34	192	5.6
2. Lea Henry	31	167	5.4
3. Holly Warlick	31	155	5.0
4. Ariel Massengale	35	158	4.5
5. Kellie Jolly	23	94	4.1
6. Suzanne Barbre	14	55	3.93
7. Dena Head	33	129	3.91
8. Alexis Hornbuckle	29	113	3.89
9. Shekinna Stricklen	35	135	3.85
10. Loree Moore	38	145	3.82

## JUNIOR RECORDS

## POINTS

Name	Games	Points	Avg.
1. Chamique Holdscraw	39	915	23.5
2. Cindy Brogdon	31	674	21.7
3. Candace Parker	38	809	21.3
4. Bridgette Gordon	34	687	20.8
5. Tanya Haave	33	614	18.6
6. Meighan Simmons	35	589	16.8
7. Nikki McCray	33	537	16.3
8. Daedra Charles	33	525	15.9
9. Tamika Catchings	37	580	15.7
10. Kara Lawson	34	512	15.1

## REBOUNDS

Name	Games	Rebs.	Avg.
1. Glory Johnson	37	359	9.7
2. Daedra Charles	33	287	8.7
3. Candace Parker	38	322	8.5
4. Chamique Holdscraw	39	328	8.4
5. Shyra Ely	35	279	8.0
6. Shelia Frost	34	269	7.91
7. Tamika Catchings	37	292	7.89
8. Mary Ostrowski	33	255	7.7
9. Cindy Noble	38	288	7.6
	31	238	7.6

## ASSISTS

Name	Games	Assists	Avg.
1. Dawn Marsh	32	193	6.0
2. Michelle Marciniak	36	204	5.7
3. Lea Henry	32	152	4.9
4. Holly Warlick	39	181	4.6
5. Laurie Milligan	22	98	4.5
6. Alexis Hornbuckle	37	146	4.0
7. Kellie Jolly	39	148	3.8
	33	126	3.8
9. Dena Head	35	129	3.7
	34	124	3.7

## SENIOR RECORDS

## POINTS

Name	Games	Points	Avg.
1. Patricia Roberts	33	987	29.9
2. Chamique Holdscraw	34	724	21.3
3. Bridgette Gordon	36	733	20.4
4. Cindy Brogdon	39	784	20.1
5. Jill Rankin	38	730	19.2
6. Shelia Collins	31	563	18.2
7. Daedra Charles	35	607	17.3
8. Gwen Jackson	38	612	16.1
	31	499	16.1
10. Mary Ostrowski	31	493	16.0

## REBOUNDS

Rank	Name	Games	Rebs.	Avg.
1.	Patricia Roberts	33	467	14.2
2.	Glory Johnson	36	355	9.9
3.	Lisa Harrison	32	300	9.4
	Shelia Collins	31	290	9.4
5.	Daedra Charles	35	322	9.2
6.	Tamika Catchings	17	150	8.8
7.	Mary Ostrowski	31	270	8.7
8.	Chamique Holdscraw	34	274	8.1
9.	Dana Johnson	37	289	7.8
10.	Cindy Noble	31	230	7.4

## ASSISTS

Name	Games	Assists	Avg.
1. Dawn Marsh	34	243	7.1
2. Holly Warlick	38	225	6.0
3. Lea Henry	33	149	4.5
4. Michelle Marciniak	36	156	4.3
5. Kellie Jolly	34	141	4.1
6. Kara Lawson	38	151	4.0
7. Cindy Brogdon	39	150	3.8
8. Alexis Hornbuckle	37	134	3.6
9. Tonya Edwards	33	111	3.4
10. Loree Moore	29	96	3.3

# SEASON STATISTICAL BREAKDOWN

## FIELD GOALS MADE

1292, 1978-79 (39)
1288, 1997-98 (39)
1224, 1987-88 (34)
1202, 1979-80 (38)
1191, 1988-89 (37)
1147, 1976-77 (33)
1117, 1998-99 (35)
1107, 1996-97 (39)
1106, 2002-03 (38)
1094, 2010-11 (37)
1083, 2007-08 (38)
1079, 1985-86 (34)
1073, 1986-87 (34)
1069, 1995-96 (36)
1057, 1994-95 (37)
1051, 1990-91 (35)
1051, 1982-83 (33)
1050, 1999-00 (37)
1037, 1977-78 (31)
1028, 2000-01 (34)
1011, 1989-90 (33)
1007, 2012-13 (35)
1005, 2005-06 (36)
1004, 2009-10 (35)
995, 2006-07 (37)
981, 2001-02 (34)
971, 1993-94 (33)
968, 2011-12 (36)
966, 1991-92 (31)
967, 2003-04 (35)
964, 1992-93 (32)
944, 1981-82 (32)
926, 1980-81 (31)
915, 1983-84 (33)
892, 2004-05 (35)
868, 1984-85 (32)
837, 2008-09 (33)

## FIELD GOAL ATT.

2679, 1997-98 (39)
2622, 1978-79 (39)
2478, 1996-97 (39)
2401, 2007-08 (38)
2395, 1987-88 (34)
2384, 2002-03 (38)
2379, 1979-80 (38)
2363, 1988-89 (37)
2346, 2010-11 (37)
2324, 1995-96 (36)
2324, 1999-00 (37)
2290, 1976-77 (33)
2258, 2006-07 (37)
2245, 1986-87 (34)
2244, 2012-13 (35)
2220, 2000-01 (34)
2217, 1994-95 (37)
2214, 2011-12 (36)
2204, 1990-91 (35)
2193, 2001-02 (34)
2193, 1992-93 (32)
2182, 1985-86 (34)
2181, 2009-10 (35)
2180, 1998-99 (34)
2171, 1989-90 (33)
2160, 1977-78 (31)
2148, 2003-04 (35)
2145, 2004-05 (35)
2133, 2005-06 (36)
2093, 1991-92 (31)
2088, 1993-94 (33)
2034, 1982-83 (33)
2027, 2008-09 (32)
1994, 1983-84 (33)

1976, 1981-82 (32)
1908, 1984-85 (32)
1859, 1980-81 (31)

## FIELD GOAL PCT.

517, 1982-83 (33)
512, 1998-99 (34)
511, 1987-88 (34)
505, 1979-80 (38)
504, 1988-89 (37)
501, 1976-77 (33)
498, 1980-81 (31)
495, 1985-86 (34)
493, 1978-79 (39)
481, 1997-98 (39)
480, 1977-78 (31)
478, 1986-87 (34)
478, 1981-82 (32)
477, 1990-91 (35)
477, 1994-95 (37)
471, 2005-06 (36)
466, 2010-11 (37)
466, 1989-90 (33)
465, 1993-94 (33)
464, 2002-03 (38)
463, 2000-01 (34)
462, 1991-92 (31)
460, 2009-10 (35)
460, 1995-96 (36)
459, 1983-84 (33)
455, 1984-85 (32)
452, 1999-00 (37)
451, 2007-08 (38)
450, 2003-04 (35)
449, 2012-13 (35)
447, 2001-02 (34)
447, 1996-97 (39)
441, 2006-07 (37)
440, 1992-93 (32)
437, 2011-12 (36)
436, 2004-05 (35)
413, 2008-09 (32)

## 3-PT. FG MADE

242, 2010-11 (37)
237, 2007-08 (38)
232, 2002-03 (38)
220, 2005-06 (36)
210, 2006-07 (37)
192, 2011-12 (36)
187, 2009-10 (35)
185, 1999-00 (37)
178, 2012-13 (35)
176, 2000-01 (34)
175, 2004-05 (35)
163, 2008-09 (32)
161, 2003-04 (35)
145, 2001-02 (34)
135, 1996-97 (39)
118, 1990-91 (35)
161, 2003-04 (35)
145, 2001-02 (34)
135, 1996-97 (39)
118, 1990-91 (35)
109, 1994-95 (37)
108, 1993-94 (33)
106, 1997-98 (39)
98, 1992-93 (32)
98, 1991-92 (31)
83, 1998-99 (34)
78, 1995-96 (36)
43, 1989-90 (33)
27, 1987-88 (34)
6, 1988-89 (37)

## 3-PT. FG ATTEMPTS

647, 2007-08 (38)
641, 2010-11 (37)

595, 2002-03 (38)
577, 2006-07 (37)
568, 2011-12 (36)
565, 2005-06 (36)
502, 2012-13 (35)
501, 2008-09 (32)
500, 1999-00 (37)
498, 2009-10 (35)
472, 2004-05 (35)
464, 2000-01 (34)
432, 2003-04 (35)
421, 2001-02 (34)
388, 1996-97 (39)
346, 1994-95 (37)
346, 1997-98 (39)
312, 1993-94 (33)
304, 1992-93 (32)
294, 1990-91 (35)
274, 1995-96 (36)
255, 1998-99 (34)
249, 1991-92 (31)
126, 1989-90 (33)
68, 1987-88 (34)
26, 1988-89 (37)

## 3-PT. FG PCT.

401, 1990-91 (35)
397, 1987-88 (34)
390, 2002-03 (38)
389, 2005-06 (36)
379, 2000-01 (34)
378, 2010-11 (37)
376, 2009-10 (35)
373, 2003-04 (35)
371, 2004-05 (35)
370, 1999-00 (37)
366, 2007-08 (38)
364, 2006-07 (37)
357, 1991-92 (31)
355, 2012-13 (35)
348, 1996-97 (39)
346, 1993-94 (33)
344, 2001-02 (34)
341, 1989-90 (33)
338, 2011-12 (36)
325, 2008-09 (32)
325, 1998-99 (34)
322, 1992-93 (32)
315, 1994-95 (37)
306, 1997-98 (39)
285, 1995-96 (36)
231, 1988-89 (37)

## FREE THROWS MADE

782, 1997-98 (39)
709, 1994-95 (37)
665, 1996-97 (39)
664, 1993-94 (33)
648, 1999-00 (37)
635, 1998-99 (34)
628, 1988-89 (37)
612, 1986-87 (34)
608, 2001-02 (34)
593, 2002-03 (38)
589, 2005-06 (36)
587, 1995-96 (36)
580, 2000-01 (34)
577, 1978-79 (39)
567, 2004-05 (35)
561, 1991-92 (31)
555, 1989-90 (33)
548, 1979-80 (38)
546, 1987-88 (34)
544, 1992-93 (32)

536, 2011-12 (36)
526, 1990-91 (35)
525, 2012-13 (35)
524, 2006-07 (37)
513, 2007-08 (38)
508, 2003-04 (35)
504, 2010-11 (37)
498, 1987-88 (33)
498, 1977-78 (31)
497, 1984-85 (32)
469, 2008-09 (32)
456, 1983-84 (33)
456, 1981-82 (32)
447, 1985-86 (34)
413, 1980-81 (31)
405, 2009-10 (35)
368, 1976-77 (33)

## FREE THROW ATT.

1110, 1997-98 (39)
973, 1994-95 (37)
950, 1998-99 (34)
947, 1988-89 (37)
946, 1996-97 (39)
931, 1999-00 (37)
910, 1993-94 (33)
882, 1986-87 (34)
849, 2001-02 (34)
844, 2000-01 (34)
833, 1991-92 (31)
828, 1995-96 (36)
827, 1989-90 (33)
826, 2002-03 (38)
807, 1990-91 (35)
804, 1978-79 (39)
801, 2004-05 (35)
798, 1992-93 (32)
796, 2005-06 (36)
766, 1987-88 (34)
759, 2011-12 (36)
757, 2010-11 (37)
746, 1979-80 (38)
741, 2006-07 (37)
730, 2007-08 (38)
713, 1985-86 (34)
711, 1977-78 (31)
710, 2008-09 (32)
706, 2003-04 (35)
692, 2012-13 (35)
688, 1984-85 (32)
671, 1982-83 (33)
658, 1981-82 (32)
654, 1983-84 (33)
609, 2009-10 (35)
572, 1980-81 (31)
556, 1976-77 (33)

## FREE THROW PCT.

759, 2012-13 (35)
742, 1982-83 (33)
740, 2005-06 (36)
735, 1979-80 (38)
730, 1993-94 (33)
729, 1994-95 (37)
722, 1984-85 (32)
722, 1980-81 (31)
720, 2003-04 (35)
720, 1978-79 (39)
718, 2002-03 (38)
716, 2001-02 (34)
713, 1987-88 (34)
709, 1995-96 (36)
708, 2004-05 (35)
707, 2006-07 (37)

706, 2011-12 (36)
705, 1997-98 (39)
703, 2007-08 (38)
703, 1996-97 (39)
700, 1977-78 (31)
697, 1983-84 (33)
696, 1999-00 (37)
694, 1986-87 (34)
693, 1981-82 (32)
687, 2000-01 (34)
682, 1992-93 (32)
673, 1991-92 (31)
671, 1989-90 (33)
668, 1998-99 (34)
666, 2010-11 (37)
665, 2009-10 (35)
663, 1988-89 (37)
662, 1976-77 (33)
661, 2008-09 (32)
652, 1990-91 (35)
627, 1985-86 (34)

## SCORING AVERAGE

88.9, 1987-88 (34)
88.8, 1997-98 (39)
86.8, 1998-99 (34)
83.3, 1991-92 (31)
82.9, 1977-78 (31)
82.7, 2000-01 (34)
82.2, 1993-94 (33)
81.5, 1988-89 (37)
811, 1986-87 (34)
81.0, 1978-79 (39)
80.7, 1976-77 (33)
80.3, 1992-93 (32)
79.9, 2002-03 (38)
79.9, 2001-02 (34)
79.4, 1989-90 (33)
79.3, 2010-11 (37)
79.3, 1999-00 (37)
79.2, 1994-95 (37)
78.8, 1982-83 (33)
78.5, 1990-91 (35)
78.3, 2005-06 (36)
77.9, 1995-96 (36)
77.7, 1979-80 (38)
77.6, 2012-13 (35)
77.3, 1996-97 (39)
76.7, 2007-08 (38)
76.6, 1985-86 (34)
74.4, 2003-04 (35)
74.3, 2009-10 (35)
74.0, 2011-12 (36)
73.6, 2006-07 (37)
73.2, 1981-82 (32)
73.1, 1980-81 (31)
72.2, 2004-05 (35)
69.9, 2008-09 (32)
69.8, 1984-85 (32)
69.3, 1983-84 (33)

## POINTS

3464, 1997-98 (39)
3161, 1978-79 (39)
3037, 2002-03 (38)
3021, 1987-88 (34)
3016, 1988-89 (37)
3014, 1996-97 (39)
2953, 1979-80 (38)
2952, 1998-99 (34)
2934, 2010-11 (37)
2933, 1999-00 (37)
2932, 1994-95 (37)
2916, 2007-08 (38)



SEASON STATISTICAL BREAKDOWN (CONTINUED)

2819, 2005-06 (36)  
 2412, 2000-01 (34)  
 2803, 1995-96 (36)  
 2758, 1986-87 (34)  
 2746, 1990-91 (35)  
 2724, 2006-07 (37)  
 2717, 2012-13 (35)  
 2715, 2001-02 (34)  
 2714, 1993-94 (33)  
 2664, 2011-12 (36)  
 2662, 1976-77 (33)  
 2620, 1989-90 (33)  
 2605, 1985-86 (34)  
 2603, 2003-04 (35)  
 2600, 2009-10 (35)  
 2600, 1982-83 (33)  
 2582, 1991-92 (31)  
 2572, 1977-78 (31)  
 2570, 1992-93 (32)  
 2526, 2004-05 (35)  
 2344, 1981-82 (32)  
 2306, 2008-09 (32)  
 2286, 1983-84 (33)  
 2265, 1980-81 (31)  
 2233, 1984-85 (32)

**PERSONAL FOULS**

745, 1986-87 (34)  
 710, 1978-79 (39)  
 693, 1985-86 (34)  
 679, 1997-98 (39)  
 676, 1994-95 (37)  
 662, 1983-84 (33)  
 662, 1996-97 (39)  
 656, 1991-92 (31)  
 653, 2004-05 (35)  
 648, 1990-91 (35)  
 644, 1982-83 (33)  
 644, 2001-02 (34)  
 633, 1993-94 (33)  
 633, 1999-00 (37)  
 633, 1979-80 (38)  
 632, 1995-96 (36)  
 630, 2000-01 (34)  
 626, 1984-85 (32)  
 624, 1987-88 (34)  
 617, 2003-04 (35)  
 616, 1998-99 (34)  
 614, 2005-06 (36)  
 613, 1989-90 (33)  
 607, 1981-82 (32)  
 593, 2006-07 (37)  
 587, 1988-89 (37)  
 578, 2007-08 (38)  
 573, 1992-93 (32)  
 567, 1976-77 (33)  
 566, 2008-09 (32)  
 565, 2002-03 (38)  
 557, 2010-11 (37)  
 524, 2009-10 (35)  
 522, 1980-81 (31)  
 520, 2011-12 (36)  
 515, 2012-13 (35)  
 490, 1977-78 (31)

**REBOUND AVERAGE**

46.9, 1992-93 (32)  
 46.4, 1978-79 (39)  
 46.3, 2010-11 (37)  
 45.5, 2000-01 (34)  
 45.4, 1991-92 (31)  
 44.9, 1976-77 (33)  
 44.6, 1987-88 (34)  
 44.3, 2002-03 (38)

44.3, 1997-98 (39)  
 44.1, 1994-95 (37)  
 43.8, 1993-94 (33)  
 43.7, 1989-90 (33)  
 43.7, 1985-86 (34)  
 43.6, 1995-96 (36)  
 43.5, 2011-12 (36)  
 43.5, 2008-09 (32)  
 43.4, 2009-10 (35)  
 43.4, 2001-02 (34)  
 43.3, 2012-13 (35)  
 43.2, 1996-97 (39)  
 43.0, 1988-89 (37)  
 42.6, 2003-04 (35)  
 42.3, 1986-87 (34)  
 42.3, 1981-82 (32)  
 42.2, 1979-80 (38)  
 42.2, 1998-99 (34)  
 42.0, 2004-05 (35)  
 41.7, 1999-00 (37)  
 41.5, 1990-91 (35)  
 41.5, 1983-84 (33)  
 41.5, 1980-81 (31)  
 40.9, 2007-08 (38)  
 40.5, 1982-83 (33)  
 40.5, 1984-85 (32)  
 39.7, 1977-78 (31)  
 39.4, 2005-06 (36)  
 38.4, 2006-07 (37)

**REBOUNDS**

1811, 1978-79 (39)  
 1728, 1997-98 (39)  
 1713, 2010-11 (37)  
 1684, 1996-97 (39)  
 1682, 2002-03 (38)  
 1630, 1994-95 (37)  
 1604, 1979-80 (38)  
 1590, 1988-89 (37)  
 1571, 1995-96 (36)  
 1567, 2011-12 (36)  
 1555, 2007-08 (38)  
 1548, 2000-01 (34)  
 1542, 1999-00 (37)  
 1519, 2009-10 (35)  
 1518, 1987-88 (34)  
 1515, 2012-13 (35)  
 1501, 1992-93 (32)  
 1491, 2003-04 (35)  
 1486, 1985-86 (34)  
 1483, 1976-77 (33)  
 1476, 2001-02 (34)  
 1469, 2004-05 (35)  
 1451, 1990-91 (35)  
 1447, 1993-94 (33)  
 1441, 1989-90 (33)  
 1437, 1986-87 (34)  
 1435, 2008-09 (32)  
 1434, 1998-99 (34)  
 1421, 2006-07 (37)  
 1418, 2005-06 (36)  
 1407, 1991-92 (31)  
 1368, 1983-84 (33)  
 1337, 1982-83 (33)  
 1353, 1981-82 (32)  
 1297, 1984-85 (32)  
 1285, 1980-81 (31)  
 1233, 1977-78 (31)

**ASSISTS**

715, 1979-80 (38)  
 661, 1978-79 (39)  
 660, 1987-88 (34)  
 660, 1985-86 (34)

631, 2002-03 (38)  
 625, 1986-87 (34)  
 624, 1997-98 (39)  
 623, 1988-89 (37)  
 611, 2007-08 (38)  
 611, 1980-81 (31)  
 594, 1982-83 (33)  
 574, 1981-82 (32)  
 569, 2006-07 (37)  
 568, 2000-01 (34)  
 556, 2005-06 (36)  
 555, 1983-84 (33)  
 550, 2009-10 (35)  
 545, 1999-00 (37)  
 542, 1995-96 (36)  
 533, 1994-95 (37)  
 526, 1996-97 (39)  
 525, 2011-12 (36)  
 525, 1989-90 (33)  
 522, 2010-11 (37)  
 519, 1990-91 (35)  
 512, 2012-13 (35)  
 512, 1998-99 (34)  
 508, 1993-94 (33)  
 502, 2003-04 (35)  
 502, 1984-85 (32)  
 486, 2004-05 (35)  
 474, 2001-02 (34)  
 455, 1991-92 (31)  
 445, 2008-09 (33)  
 413, 1992-93 (32)

**BLOCKS**

238, 1997-98 (39)  
 226, 2009-10 (35)  
 223, 2007-08 (38)  
 202, 2006-07 (37)  
 202, 2005-06 (36)  
 195, 2010-11 (37)  
 183, 2000-01 (34)  
 167, 2011-12 (36)  
 163, 1998-99 (34)  
 162, 2002-03 (38)  
 156, 2003-04 (35)  
 155, 2008-09 (33)  
 143, 2012-13 (35)  
 134, 1996-97 (39)  
 133, 1985-86 (34)  
 130, 2004-05 (35)  
 128, 2001-02 (34)  
 127, 1987-88 (34)  
 126, 1988-89 (37)  
 118, 1999-00 (37)  
 112, 1995-96 (36)  
 111, 1986-87 (34)  
 110, 1994-95 (37)  
 100, 1993-94 (33)  
 100, 1991-92 (31)  
 98, 1992-93 (32)  
 94, 1989-90 (33)  
 94, 1984-85 (32)  
 91, 1982-83 (33)  
 87, 1981-82 (32)  
 87, 1979-80 (38)  
 85, 1980-81 (31)  
 84, 1990-91 (35)  
 83, 1983-84 (33)  
 73, 1978-79 (39)

**STEALS**

567, 1997-98 (39)  
 567, 1978-79 (39)  
 495, 1988-89 (37)  
 451, 1979-80 (38)

445, 2007-08 (38)  
 436, 2006-07 (37)  
 419, 1999-00 (37)  
 400, 1986-87 (34)  
 391, 1998-99 (34)  
 384, 1987-88 (34)  
 377, 2001-02 (34)  
 376, 1985-86 (34)  
 366, 1992-93 (32)  
 361, 1983-84 (33)  
 359, 1994-95 (37)  
 358, 1984-85 (32)  
 356, 1982-83 (33)  
 352, 1996-97 (39)  
 350, 2002-03 (38)  
 350, 1991-92 (31)  
 345, 2004-05 (35)  
 342, 1989-90 (33)  
 339, 1995-96 (36)  
 336, 1993-94 (33)  
 327, 1981-81 (32)  
 323, 2005-06 (36)  
 315, 1980-81 (31)  
 313, 1990-91 (35)  
 312, 2012-13 (35)  
 307, 2000-01 (34)  
 287, 2011-12 (36)  
 283, 2003-04 (35)  
 280, 2010-11 (37)  
 249, 2008-09 (33)  
 239, 2009-10 (35)

# FINAL YEARLY RANKING IN THE AP POLL

1977	1984	1990	1997	2004	2011
1. Delta St. 2. Immaculata 3. St. Joseph's 4. Cal-St. Fullerton <b>5. TENNESSEE</b>	1. Texas 2. Louisiana Tech 3. Georgia 4. Old Dominion 5. Southern Cal <b>15. TENNESSEE</b>	1. Louisiana Tech 2. Stanford 3. Washington <b>4. TENNESSEE</b> 5. UNLV	1. Connecticut 2. Old Dominion 3. Stanford 4. North Carolina 5. Louisiana Tech <b>10. TENNESSEE</b>	1. Duke <b>2. TENNESSEE</b> 3. Purdue 4. Texas 5. Penn State	1. Connecticut 2. Stanford 3. Baylor <b>4. TENNESSEE</b> 5. Xavier
1978	1985	1991	1998	2005	2012
<b>1. TENNESSEE</b> 2. Wayland Baptist 3. N. Carolina St. 4. Montclair St. 5. UCLA	1. Texas 2. Northeast La. 3. Long Beach St. 4. Louisiana Tech 5. Old Dominion <b>13. TENNESSEE</b>	1. Penn St. 2. Virginia 3. Georgia <b>4. TENNESSEE</b> 5. Purdue	<b>1. TENNESSEE</b> 2. Old Dominion 3. Connecticut 4. Louisiana Tech 5. North Carolina	1. Stanford 2. LSU <b>3. TENNESSEE</b> 4. North Carolina 5. Duke	1. Baylor 2. Stanford 3. Connecticut 4. Notre Dame 5. Maryland <b>9. TENNESSEE</b>
1979	1986	1992	1999	2006	2013
1. Old Dominion 2. Louisiana Tech <b>3. TENNESSEE</b> 4. Texas 5. Stephen. F. Austin	1. Texas 2. Georgia 3. Southern Cal 4. Louisiana Tech 5. Western Ky. <b>15. TENNESSEE</b>	1. Virginia <b>2. TENNESSEE</b> 3. Stanford 4. Stephen F. Austin 5. Mississippi U.	<b>1. PURDUE</b> <b>2. TENNESSEE</b> 3. Louisiana Tech 4. Connecticut 5. Old Dominion	1. North Carolina 2. Ohio State 3. Maryland 4. Duke 5. LSU <b>6. TENNESSEE</b>	1. Baylor 2. Notre Dame 3. Connecticut 4. Stanford 5. Duke <b>10. TENNESSEE</b>
1980	1987	1993	2000	2007	
1. Old Dominion <b>2. TENNESSEE</b> 3. Louisiana Tech 4. South Carolina 5. Stephen. F. Austin	1. Texas 2. Auburn 3. Louisiana Tech 4. Long Beach St. 5. Rutgers <b>7. TENNESSEE</b>	1. Vanderbilt <b>2. TENNESSEE</b> 3. Ohio St. 4. Iowa 5. Texas Tech	1. Connecticut <b>2. TENNESSEE</b> 3. Louisiana Tech 4. Georgia 5. Notre Dame	1. Duke <b>2. North Carolina</b> <b>3. TENNESSEE</b> 4. Connecticut 5. Stanford	
1981	1988	1994	2001	2008	
1. Louisiana Tech <b>2. TENNESSEE</b> 3. Old Dominion 4. Southern Cal 5. Cheyney	1. Texas 2. Iowa 3. Auburn 4. Texas 5. Louisiana Tech	1. Tennessee 2. Penn St. 3. Connecticut 4. North Carolina 5. Colorado	1. Connecticut 2. Notre Dame <b>3. TENNESSEE</b> 4. Georgia 5. Duke	1. Connecticut 2. North Carolina <b>3. TENNESSEE</b> 4. Stanford 5. Maryland	
1982	1989	1995	2002	2009	
1. Louisiana Tech 2. Cheyney 3. Maryland <b>4. TENNESSEE</b> 5. Texas	1. Tennessee 2. Auburn 3. Louisiana Tech 4. Stanford 5. Maryland	1. Connecticut 2. Colorado <b>3. TENNESSEE</b> 4. Stanford 5. Texas Tech	1. Connecticut 2. Oklahoma 3. Duke 4. Vanderbilt 5. Stanford <b>6. TENNESSEE</b>	1. Connecticut 2. Stanford 3. Maryland 4. Oklahoma 5. Baylor <b>18. TENNESSEE</b>	
1983		1996	2003	2010	
1. Louisiana Tech 2. Southern Cal 3. Texas 4. Old Dominion 5. Cheyney <b>9. TENNESSEE</b>		1. Louisiana Tech 2. Connecticut 3. Stanford <b>4. TENNESSEE</b> 5. Georgia	1. Connecticut 2. Duke 3. LSU <b>4. TENNESSEE</b> 5. Texas	1. Connecticut 2. Stanford <b>3. TENNESSEE</b> 4. Nebraska 5. Xavier	

## WEEK-BY-WEEK AP POLL

Week	1	2	3	4	5	6	7	8	9	10	11	12	13	14	15	16	17	18	19
1976-77	nr	17	19	16	13	12	10	12	10	5									
1977-78	1	5	3	2	3	2	3	3	3	1	1	1	1	1					
1978-79	1	1	1	5	5	5	4	4	7	8	6	6	6	8	8	6	3		
1979-80	4	4	3	3	5	5	5	4	6	5	4	4	4	4	3	2	2		
1980-81	3	3	3	6	7	7	9	7	7	10	11	7	7	4	3	3	2	2	
1981-82	2	7	10	14	18	19	20	nr	nr	nr	nr	20	13	8	11	10	8	4	
1982-83	4	4	5	9	11	12	12	11	8	8	8	6	4	5	8	10	9		
1983-84	5	5	7	9	10	11	11	8	12	11	9	7	6	10	10	14	15		
1984-85	14	12	16	15	nr	nr	nr	nr	nr	nr	nr	nr	nr	20	18	15	13		
1985-86	9	11	11	13	12	11	11	12	11	10	14	15	14	15	15				
1986-87	3	3	3	1	1	1	2	2	3	3	5	7	9	8	8	7			
1987-88	1	1	1	3	3	3	4	4	4	4	4	4	3	3	3	3	1		
1988-89	1	1	1	1	1	1	1	2	2	2	3	3	3	2	2	2	1		
1989-90	1	1	1	2	4	7	5	5	3	3	5	5	4	4	3	3	4		
1990-91	6	3	6	10	9	7	5	4	2	4	3	5	4	4	4	3	4		
1991-92	1	1	1	1	3	3	3	3	2	4	4	4	3	2	2	2	2	2	
1992-93	2	1	1	1	1	2	2	2	2	1	1	1	1	1	2	2			
1993-94	1	1	1	1	1	1	1	1	1	2	2	2	1	1	1	1	1		
1994-95	1	1	1	1	1	1	1	1	1	2	2	2	2	2	2	2	3		
1995-96	6	4	3	2	2	4	5	4	4	6	4	3	6	5	5	4	4		
1996-97	4	3	5	4	5	6	6	8	9	9	8	9	9	8	8	8	11	10	
1997-98	1	1	1	1	1	1	1	1	1	1	1	1	1	1	1	1	1	1	
1998-99	1	4	3	3	2	2	2	2	2	1	1	1	1	1	1	2	2	2	
1999-00	2	5	3	3	2	2	2	2	2	2	2	4	4	2	2	2	2	2	2
2000-01	2	2	2	2	2	2	2	2	2	2	2	3	3	2	2	1	1	3	3
2001-02	2	2	2	2	2	2	2	2	2	2	2	3	3	3	3	6	6		
2002-03	2	2	4	4	4	4	5	5	5	5	4	4	3	3	3	3	4	4	
2003-04	4	3	3	3	2	2	2	5	5	5	2	1	1	3	3	2	1	5	2
2004-05	1	1	1	4	9	9	9	8	10	8	7	5	5	5	6	5	5	3	3
2005-06	2	2	2	1	1	1	1	1	1	1	1	5	5	5	5	8	7	6	
2006-07	5	5	4	4	6	5	5	4	4	4	4	3	3	3	2	2	4	3	
2007-08	1	1	1	1	1	1	3	3	2	2	2	2	1	3	3	3	3	3	
2008-09	5	9	7	7	11	8	8	7	13	10	13	12	15	13	18	19	18	18	
2009-10	6	6	6	4	3	4	4	4	4	4	5	5	5	5	4	4	4	4	
2010-11	4	4	9	8	6	6	5	5	5	5	5	5	4	4	4	4	4	4	
2011-12	3	6	8	7	6	6	7	6	6	9	7	8	11	13	10	13	9	9	
2012-13	20	24	20	16	14	13	10	13	12	9	9	9	9	12	12	11	8	9	10

- np denotes no poll      - nr denotes not ranked

- GENERAL
- STAFF
- PLAYERS
- REVIEW
- HISTORY
- FACILITIES
- NCAA
- SEC
- RECORDS
- MEDIA INFO



**RECORDS BY CONFERENCE**

**SOUTHEASTERN CONFERENCE**

Alabama	46	2
Arkansas	24	2
Auburn	38	10
Florida	46	3
Georgia	45	15
Kentucky	49	9
Louisiana State	44	12
Mississippi	40	7
Mississippi State	34	0
Missouri	4	1
South Carolina	46	3
Texas A&M	3	1
Vanderbilt	62	8
<b>TOTAL</b>	<b>481</b>	<b>73</b>

**AMERICAN ATHLETIC CONFERENCE**

Cincinnati	0	3
Connecticut	9	13
Louisville	2	1
Memphis	26	1
Rutgers	19	3
Temple	2	0
<b>TOTAL</b>	<b>58</b>	<b>21</b>

**AMERICA EAST CONFERENCE**

Maine	2	0
Vermont	2	0
<b>TOTAL</b>	<b>4</b>	<b>0</b>

**ATLANTIC COAST CONFERENCE**

Boston College	3	0
Clemson	11	1
Duke	5	6
Florida State	2	0
Georgia Tech	5	0
Maryland	10	3
Miami	2	0
North Carolina	15	3
North Carolina State	12	3
Notre Dame	20	3
Pittsburgh	4	0
Virginia	13	3
Virginia Tech	7	0
Wake Forest	2	0
<b>TOTAL</b>	<b>111</b>	<b>22</b>

**ATLANTIC SUN CONFERENCE**

East Tennessee State	18	2(1)
Mercer	0	1
Stetson	5	0
<b>TOTAL</b>	<b>23</b>	<b>3</b>

**ATLANTIC 10 CONFERENCE**

Dayton	2	0
Fordham	1	0
George Mason	1	0
George Washington	10	0
LaSalle	1	0
Richmond	1	0
St. Joseph's	5	0
Saint Louis	1	0
<b>TOTAL</b>	<b>22</b>	<b>0</b>

**BIG EAST CONFERENCE**

Creighton	1	0
DePaul	20	0
Georgetown	0	1

Marquette	2	0
Providence	3	0
St. John's	1	0
Villanova	1	0
Xavier	0	1
<b>TOTAL</b>	<b>28</b>	<b>2</b>

**BIG SKY CONFERENCE**

Montana	2	0
<b>TOTAL</b>	<b>2</b>	<b>0</b>

**BIG SOUTH CONFERENCE**

Liberty	1	0
Longwood	1	0
Radford	1	0
Winthrop	2	1
<b>TOTAL</b>	<b>5</b>	<b>1</b>

**BIG TEN CONFERENCE**

Illinois	7	0
Indiana	1	0
Iowa	2	1
Michigan State	2	1
Minnesota	1	0
Nebraska	2	0
Northwestern	3	0
Ohio State	9	1
Penn State	8	1
Purdue	7	1
Wisconsin	5	0
<b>TOTAL</b>	<b>47</b>	<b>5</b>

**BIG 12 CONFERENCE**

Baylor	2	5
Kansas	3	0
Kansas State	4	0
Oklahoma	5	1
Oklahoma State	1	0
Texas	22	12
TCU	4	0
Texas Tech	6	0
West Virginia	6	0
<b>TOTAL</b>	<b>53</b>	<b>18</b>

**BIG WEST CONFERENCE**

Fullerton State	1	0
Long Beach State	3	3
<b>TOTAL</b>	<b>4</b>	<b>3</b>

**COLONIAL ATHLETIC ASSOCIATION**

College of Charleston	1	0
James Madison	2	0
<b>TOTAL</b>	<b>3</b>	<b>0</b>

**CONFERENCE USA**

Charlotte	3	0
East Carolina	2	0
Florida Atlantic	2	0
Florida International	1	0
Louisiana Tech	24	17
Marshall	3	0
Middle Tennessee St	20	0
Old Dominion	36	9
Rice	1	0
UAB	8	0
<b>TOTAL</b>	<b>100</b>	<b>28</b>

**HORIZON LEAGUE**

Wisconsin-Green Bay	1	0
Youngstown State	2	0
<b>TOTAL</b>	<b>3</b>	<b>0</b>

**IVY LEAGUE**

Princeton	1	0
<b>TOTAL</b>	<b>1</b>	<b>0</b>

**METRO ATLANTIC ATHLETIC CONFERENCE**

Manhattan	1	0
Marist	1	0
<b>TOTAL</b>	<b>2</b>	<b>0</b>

**MID-AMERICAN CONFERENCE**

Akron	1	0
Ball State	0	1
Miami (Ohio)	1	0
Northern Illinois	3	0
Toledo	1	0
Western Michigan	2	0
<b>TOTAL</b>	<b>8</b>	<b>1</b>

**MID-EASTERN ATHLETIC CONFERENCE**

Florida A&M	1	0
North Carolina A&T	1	0
South Carolina State	2	0
<b>TOTAL</b>	<b>4</b>	<b>0</b>

**MISSOURI VALLEY CONFERENCE**

Drake	1	0
Illinois State	2	0
Southern Illinois	2	0
(SW) Missouri State	1	0
<b>TOTAL</b>	<b>6</b>	<b>0</b>

**MOUNTAIN WEST CONFERENCE**

San Jose State	1	0
UNLV	1	0
<b>TOTAL</b>	<b>2</b>	<b>0</b>

**OHIO VALLEY CONFERENCE**

Austin Peay	6	0
Belmont	3	6
Eastern Illinois	1	0
Eastern Kentucky	8	1
Tennessee-Martin	14	2
Tennessee State	2	0
Tennessee Tech	16	12
Tennessee Tech JV	1	0
<b>TOTAL</b>	<b>51</b>	<b>21</b>

**PACIFIC-12 CONFERENCE**

Arizona	3	0
Arizona State	3	0
Colorado	3	1
Oregon	1	0
Oregon State	2	0
Stanford	22	8
UCLA	18	1
USC	8	7
Washington	1	0
Washington State	1	0
<b>TOTAL</b>	<b>62</b>	<b>17</b>

**PATRIOT LEAGUE**

Army	2	0
Colgate	1	0
<b>TOTAL</b>	<b>3</b>	<b>0</b>

**SOUTHERN CONFERENCE**

Appalachian State	3	5
-------------------	---	---

Chattanooga	25	7
Davidson	1	0
Furman	4	0
UNC Greensboro	0	2
Western Carolina	10	7
<b>TOTAL</b>	<b>43</b>	<b>21</b>

**SOUTHLAND CONFERENCE**

Lamar	1	0
Oral Roberts	2	0
Stephen F. Austin	3	3
<b>TOTAL</b>	<b>6</b>	<b>3</b>

**SOUTHWESTERN ATHLETIC CONFERENCE**

Alabama State	1	0
Alcorn State	1	0
Grambling State	1	0
Jackson State	1	0
<b>TOTAL</b>	<b>4</b>	<b>0</b>

**SUN BELT CONFERENCE**

Georgia State	1	0
Louisiana-Monroe	0	1
Western Kentucky	7	1
<b>TOTAL</b>	<b>8</b>	<b>2</b>

**WEST COAST CONFERENCE**

Brigham Young	1	0
Gonzaga	3	0
Pepperdine	1	0
Portland	2	0
San Francisco	2	0
Santa Clara	1	0
St. Mary's (Calif.)	1	0
<b>TOTAL</b>	<b>11</b>	<b>0</b>

**NCAA DIVISION II**

Anderson (S.C.)	2	0
Carson-Newman	14	2
Cheyney	1	0
Delta State	4	2
Edinboro	0	1
Hawaii Pacific	1	0
Mars Hill	1	0
Puerto Rico-Mayaguez	1	0
Tusculum	1	0
Valdosta State	3	1
Virginia State	0	1
<b>TOTAL</b>	<b>28</b>	<b>7</b>

**NCAA DIVISION III**

Immaculata	1	0
Montclair State	0	1
Roanoke	1	0
<b>TOTAL</b>	<b>2</b>	<b>1</b>

**NAIA**

Cumberland (Tenn.)	2	0
Milligan	5	0
Shorter	1	0
Union (Tenn.)	0	3
<b>TOTAL</b>	<b>8</b>	<b>3</b>

**NJCAA**

Chattanooga State	1	0
Gulf Coast	2	0
Walters State	1	0
<b>TOTAL</b>	<b>4</b>	<b>0</b>

- note exhibition games not counted in totals



# SERIES RECORDS

DATE	AP RANK UT/OPP	ESPN RANK UT/OPP	SITE	W/L	SCORE
------	-------------------	---------------------	------	-----	-------

<b>AIX-EN-PROVENCE (FRANCE)</b>					<b>N/A</b>
8/20/1999			A91	W-ex	66-57

<b>AKRON</b>					<b>1-0</b>
12/18/1997	1/nr	1/nr	N81	W	98-63

<b>ALABAMA</b>					<b>46-2</b>
----------------	--	--	--	--	-------------

1/22/1977	12/nr		H	W	83-57
2/11/1978	3/nr		A	W	72-53
1/17/1979	4/nr		H	W	85-52
1/10/1980	5/nr		A	W	88-68
11/28/1980	3/nr		N29	W	74-62
1/30/1981	10/nr		N31	L	71-77
2/8/1981	11/nr		H	W	68-54
3/4/1983	8/nr		H	W	91-73
3/3/1984	10/17		N40	L	66-85
3/23/1984	15/12		H	W	65-58
1/18/1986	12/nr	13/nr	H	W	89-71
2/25/1987	8/nr	8/nr	A	W	108-77
1/23/1988	4/nr	4/nr	H	W	97-70
2/26/1989	2/nr	2/nr	A	W	81-65
3/4/1989	2/nr	2/nr	N51	W	89-61
2/24/1990	4/nr	4/nr	H	W	80-65
1/9/1991	4/nr	3/nr	A	W	86-61
1/26/1992	4/24	4/24	H	W	82-72
1/23/1993	2/nr	2/nr	A	W	86-74
2/5/1994	2/15	2/15	H	W	85-69
3/6/1994	1/16	1/15	N65	W	72-56
2/5/1995	2/16	2/13	A	W	95-44
3/5/1995	2/16	2/15	FebN65	W	84-70
1/28/1996	4/18	5/17	H	W	81-69
3/4/1996	4/10	4/10	N65	W	64-60
1/26/1997	8/4	9/4	A	W	63-60
2/1/1998	1/nr	1/nr	H	W	73-66
3/1/1998	1/20	1/19	N82	W	67-63
1/31/1999	1/23	1/21	A	W	85-73
2/27/1999	2/24	2/nr	N65	W	80-69
2/6/2000	4/nr	4/nr	H	W	65-47
2/4/2001	3/nr	3/nr	A	W	97-75
3/2/2001	1/nr	1/nr	N94	W	82-52
1/20/2002	2/nr	3/nr	H	W	82-57
1/16/2003	5/nr	5/nr	A	W	88-45
1/18/2004	5/nr	5/nr	H	W	72-51
2/27/2005	5/nr	5/nr	A	W	94-81
1/29/2006	1/nr	3/nr	H	W	89-54
2/19/2006	5/nr	5/nr	A	W	82-65
1/3/2007	4/nr	4/nr	H	W	72-36
1/28/2007	4/nr	4/nr	A	W	80-51
2/21/2008	3/nr	3/nr	A	W	85-58
2/12/2009	15/nr	18/nr	H	W	80-61
3/5/2009	19/nr	24/nr	N107	W	68-49
2/18/2010	5/nr	5/nr	A	W	74-67
1/6/2011	5/nr	6/nr	H	W	110-45
1/26/2012	7/nr	9/nr	A	W	86-56
1/20/2013	9/nr	9/nr	H	W	96-69

<b>ALABAMA-BIRMINGHAM</b>					<b>2-0</b>
---------------------------	--	--	--	--	------------

1/2/1983	12/nr		H	W	78-66
12/1/1995	3/nr	2/nr	N70	W	77-42

<b>ALABAMA STATE</b>					<b>1-0</b>
----------------------	--	--	--	--	------------

3/22/2003	4/nr	4/nr	H	W	95-43
-----------	------	------	---	---	-------

<b>ALCORN STATE</b>					<b>1-0</b>
---------------------	--	--	--	--	------------

11/25/12	20/nr	15/nr	H	W	90-37
----------	-------	-------	---	---	-------

<b>ANDERSON JC</b>					<b>2-0</b>
--------------------	--	--	--	--	------------

2/15/1975			N1	W	78-66
2/19/1977	12/nr		N1	W	77-50

<b>APPALACHIAN STATE</b>					<b>3-5</b>
--------------------------	--	--	--	--	------------

2/28/1969			N2	L	50-58 (OT)
3/1/1969			N2	L	33-35 (OT)
2/7/1970			A	L	*
3/4/1970			H	*	*
2/17/1973			N1	L	57-67

DATE	AP RANK UT/OPP	ESPN RANK UT/OPP	SITE	W/L	SCORE
------	-------------------	---------------------	------	-----	-------

2/14/1975			N1	W	94-69
3/11/1976			N14	L	71-88
2/18/1977	12/nr		N1	W	82-65
3/13/1999	2/nr	2/nr	H	W	113-54

<b>ARGENTINEAN NATIONAL TEAM</b>					<b>N/A</b>
----------------------------------	--	--	--	--	------------

6/18/1987			N53	W-ex	88-44
-----------	--	--	-----	------	-------

<b>ARIZONA</b>					<b>3-0</b>
----------------	--	--	--	--	------------

12/7/1993	1/nr	1/nr	A	W	65-63
1/2/1995	1/nr	1/nr	H	W	109-57
3/20/2000	2/21	2/20	H	W	75-60

<b>ARIZONA STATE</b>					<b>3-0</b>
----------------------	--	--	--	--	------------

12/27/2000	2/nr	2/nr	N97	W	67-63
11/19/2006	5/11	4/11	A	W	83-74
11/21/2010	4/nr	4/nr	H	W	80-64

<b>ARKANSAS</b>					<b>24-2</b>
-----------------	--	--	--	--	-------------

12/29/1992	2/nr	2/nr	H	W	105-59
2/27/1993	1/nr	1/nr	A	W	72-55
1/2/1994	1/nr	1/nr	H	W	89-67
2/7/1995	2/20	2/23	A	W	87-67
1/17/1996	6/20	5/20	H	W	78-66
12/29/1996	6/22	6/24	A	L	75-77
1/1/1998	1/25	1/nr	H	W	88-58
3/27/1998	1/nr	1/nr	N84	W	86-58
12/17/1998	2/nr	2/nr	A	W	82-62
1/10/2000	2/nr	2/nr	H	W	79-69
1/7/2001	2/nr	2/nr	A	W	76-61
2/7/2002	3/nr	4/nr	H	W	93-65
1/30/2003	4/12	4/11	A	W	92-79
1/8/2004	5/nr	5/nr	H	W	83-44
2/26/2004	2/nr	2/nr	A	W	93-71
1/13/2005	8/nr	10/nr	H	W	72-54
2/20/2005	6/nr	6/nr	A	W	84-71
2/5/2006	5/nr	5/nr	H	W	77-37
2/22/2007	2/nr	2/nr	A	W	75-68 (OT)
1/24/2008	2/nr	2/nr	H	W	98-55
1/22/2009	10/nr	12/nr	A	W	76-67
2/4/2010	5/nr	5/nr	H	W	74-57
1/30/2011	5/nr	6/nr	A	W	72-53
1/8/2012	6/nr	7/nr	A	W	69-38
2/23/2012	10/nr	9/nr	H	L	71-72 (OT)
2/24/2013	11/nr	10/nr	A	W	60-54

<b>ARMY</b>					<b>2-0</b>
-------------	--	--	--	--	------------

11/30/2002	4/nr	5/nr	N105	W	96-44
3/19/2006	6/nr	6/nr	N118	W	102-54

<b>ARVIKA (SWEDEN)</b>					<b>N/A</b>
------------------------	--	--	--	--	------------

11/13/1989			H	W-ex	97-54
------------	--	--	---	------	-------

<b>ATHLETES IN ACTION</b>					<b>N/A</b>
---------------------------	--	--	--	--	------------

11/21/1990			H	W-ex	96-64
11/22/1992			H	L-ex	68-70
11/18/1993			H	W-ex	76-73
11/17/1994			H	W-ex	78-65
11/16/2000			H	W-ex	108-78
11/18/2003			H	W-ex	88-64

<b>AUBURN</b>					<b>38-10</b>
---------------	--	--	--	--	--------------

2/9/1980	5/nr		H	W	72-61
3/6/1983	10/15		H	W	83-75
3/4/1985	15/9	24/10	N44	W	63-60
2/8/1986	10/11	12/13	H	L	60-66
1/14/1987	2/3	2/3	A	L	69-75
3/6/1987	8/2	8/2	N51	L	96-102
3/21/1987	7/2	7/2	H	W	77-61
1/9/1988	4/2	4/3	H	L	68-71
3/7/1988	3/1	2/1	N51	W	73-70
1/6/1989	1/3	1/3	A	L	59-67
3/6/1989	2/1	2/1	N51	W	66-51
4/2/1989	1/2	1/2	N55	W	76-60
2/3/1990	5/14	6/14	H	W	76-65
3/5/1990	3/11	3/11	N51	L	77-78

GENERAL

STAFF

PLAYERS

REVIEW

HISTORY

FACILITIES

NCAA

SEC

RECORDS

MEDIA INFO



## SERIES RECORDS

DATE	AP RANK UT/OPP	ESPN RANK UT/OPP	SITE	W/L	SCORE
1/19/1991	2/10	2/10	A	L	65-70
3/5/1991	4/5	4/5	N51	W	70-62
3/23/1991	4/6	3/6	H	W	69-65
1/30/1992	4/nr	4/nr	H	W	69-54
1/12/1993	2/9	2/8	A	W	70-59
1/15/1994	1/21	1/20	H	W	58-46
1/14/1995	1/nr	1/nr	A	W	68-43
2/18/1996	5/20	5/18	H	W	72-67 (OT)
2/15/1997	8/nr	9/nr	A	W	76-63
3/2/1997	8/nr	11/nr	N65	L	59-61
1/14/1998	1/nr	1/nr	H	W	79-63
2/14/1999	1/17	1/21	A	W	71-63
2/27/2000	2/11	3/14	H	W	76-61
2/25/2001	1/nr	1/nr	A	W	63-49
1/10/2002	2/19	3/22	H	W	71-50
1/27/2002	2/22	2/22	A	W	66-53
1/12/2003	5/nr	5/nr	H	W	81-72
2/16/2003	3/nr	3/nr	A	W	59-56
3/7/2003	3/nr	3/nr	N107	W	66-51
2/1/2004	1/22	1/25	H	W	68-61 (OT)
1/20/2005	7/nr	9/nr	A	W	81-71
3/4/2005	5/nr	4/nr	N114	W	64-54
2/23/2006	5/nr	5/nr	H	W	81-56
3/3/2006	8/nr	9/nr	N107	W	77-45
2/8/2007	3/nr	3/nr	A	W	72-62
1/10/08	2/22	2/20	H	W	85-52
1/25/2009	10/6	12/5	A	L	68-82
3/7/2009	19/6	24/5	N107	L	58-78
1/28/2010	5/nr	5/nr	H	W	85-56
1/23/2011	5/nr	6/nr	A	W	73-53
1/1/2012	7/nr	8/nr	A	W	73-52
2/5/2012	8/nr	8/nr	H	W	82-61
1/17/2013	9/nr	9/nr	A	W	75-66
2/21/2013	11/nr	10/nr	H	W	83-61

<b>AUSTIN PEAY</b>					<b>6-0</b>
1/12/1974			H7	W	66-42
2/28/1974			N10	W	55-35
1/16/1976			A	W	65-53
11/15/1996	4/nr	4/nr	H74	W	80-59
3/16/2001	3/nr	3/nr	H	W	80-38
3/20/2010	3/nr	3/nr	H	W	75-42

<b>AUSTRALIAN INSTITUTE OF SPORT</b>					<b>N/A</b>
11/23/1987			H	W-ex	93-77
11/22/1994			H	W-ex	106-57

<b>BALL STATE</b>					<b>0-1</b>
3/22/2009	18/nr	23/nr	N45	L	55-71

<b>BAYLOR</b>					<b>2-5</b>
3/28/2004	2/15	3/17	N112	W	71-69
11/15/2009	8/7	9/4	H	W	74-65
3/27/2010	3/14	3/18	N127	L	62-77
12/14/2010	6/3	6/2	A	L	54-65
11/27/2011	6/1	7/1	H	L	67-76
3/26/2012	9/1	7/1	N129	L	58-77
12/18/2012	10/3	11/3	A	L	53-76

<b>BELMONT</b>					<b>3-6</b>
1/27/1970			A	L	61-64
1/31/1970			H	L	28-38
1/25/1974			H	W	63-51
2/18/1975			A	L	80-102
1/17/1976			A	L	45-77
2/17/1976			H	L	71-79
11/30/1976	nr/nr		HG	W	78-63
1/28/1977	10/nr		A	L	59-60
3/1/1979	8/nr		H	W	94-53

<b>BOSTON COLLEGE</b>					<b>3-0</b>
3/15/1999	2/nr	2/nr	H	W	89-62
12/6/2000	2/nr	2/21	H	W	72-57
12/5/2001	2/nr	2/nr	A	W	75-66

DATE	AP RANK UT/OPP	ESPN RANK UT/OPP	SITE	W/L	SCORE
<b>BRAZILIAN NATIONAL TEAM</b>					
6/20/1987			A53	L-ex	68-105

<b>BRIGHAM YOUNG</b>						<b>1-0</b>
3/23/2002	6/nr	6/nr	N102	W	68-57	

<b>BULGARIAN NATIONAL TEAM</b>						<b>N/A</b>
8/14/2003			N110	L-ex	67-69	

<b>BULGARIAN NATIONAL B TEAM</b>						<b>N/A</b>
11/23/1993			H	W-ex	89-75	

<b>CARSON-NEWMAN</b>						<b>14-2</b>
2/26/1920			H	L	13-14	
2/16/1923			H	W	23-7	
1/10/1925			H	W	38-30	
2/9/1925			A	L	16-36	
1/29/1969			A	W	53-49	
2/13/1969			A	W	63-44	
2/9/1971			H	W	46-33	
2/23/1971			H	*	*	
2/26/1971			HP	W	52-37	
1/25/1972			H	W	51-45	
2/15/1972			A	W	71-41	
2/25/1972			H	W	45-39	
2/24/1973			N4	W	56-50	
1/12/1974			H7	W	55-41	
1/22/1974			A	W	57-25	
2/22/1974			A9	W	59-41	
2/28/1975			N12	W	74-73	
11/7/2004			H	W-ex	105-47	
11/10/2005			H	W-ex	101-55	
11/1/2006			H	W-ex	104-49	
11/6/2007			H	W-ex	91-30	
11/6/2008			H	W-ex	135-55	
11/5/2009			H	W-ex	124-34	
11/21/2010			H	W-ex	110-66	
11/1/2011			H	W-ex	105-40	
11/1/2012			H	W-ex	104-44	

<b>CENTENARY (TENN.)</b>					<b>1-0</b>
2/18/1925			A	W	54-10

<b>CENTRAL HIGH SCHOOL</b>						<b>3-1</b>
2/16/1907			H	W	28-0	
1/18/1908			*	W	*	
2/4/1909			H	W	28-8	
12/16/1909			H	L	1-21	

<b>COLLEGE OF CHARLESTON</b>						<b>1-0</b>
2/18/1977	12/nr		N1	W	91-70	

<b>CHATTANOOGA</b>						<b>25-7</b>
2/8/1924			H	W	19-4	
2/17/1925			A	W	39-16	
1/9/1926			H	W	45-8	
2/11/1926			A	W	45-15	
2/4/1971			A	L	52-60	
2/26/1971			HP	L	47-53	
3/5/1971			N3	L	22-46	
2/8/1972			A	W	58-48	
2/26/1972			H	L	49-50	
2/26/1972			H	W	56-53	
3/3/1972			H	L	52-56	
1/26/1973			H	L	55-58	
2/24/1973			N4	W	55-51	
1/25/1975			N4	W	77-73	
2/22/1975			H	W	90-78	
2/28/1975			N12	W	112-88	
1/31/1976			H	W	96-62	
2/28/1976			A	W	67-66	
1/18/1980	5/nr		A	W	73-53	
2/29/1980	4/nr		N10	W	71-63	
12/4/1980	3/nr		H	W	90-56	
12/5/1984	16/nr		H	W	78-54	
11/16/2001	2/nr	2/nr	A	W	97-57	

# SERIES RECORDS

DATE	AP RANK UT/OPP	ESPN RANK UT/OPP	SITE	W/L	SCORE
11/23/2003	3/nr	3/nr	H	W	83-52
11/19/2004	1/nr	1/nr	A	W	68-34
11/21/2005	2/nr	1/nr	H	W	92-50
11/12/2006	5/nr	5/nr	H	W	102-72
11/11/2007	1/nr	1/nr	H	W	76-56
11/21/2008	5/nr	13/nr	A	W	66-63
11/15/2010	4/nr	4/nr	H	W	103-43
1/3/2012	6/nr	7/nr	H	W	90-47
11/9/2012	20/nr	16/nr	A	L	71-80

<b>CHATTANOOGA STATE CC</b>					<b>1-0</b>
1/29/1976			H	W	114-51

<b>CHEYNEY</b>					<b>1-0</b>
3/30/1984	15/9		N41	W	82-73

<b>CINCINNATI</b>					<b>0-3</b>
2/22/1924			H	L	9-29
2/26/1924			A	L	23-54
11/26/1984	12/nr		H	L	69-72

<b>CLEMSON</b>					<b>11-1</b>
12/17/1976	19/nr		N15	W	87-61
3/10/1977	10/nr		N3	W	84-46
11/28/1977	1/nr		H	W	88-70
11/29/1978	1/nr		A	W	75-66
3/8/1979	8/nr		H	W	89-61
2/18/1980	4/16		H	W	89-72
3/5/1980	3/16		H	W	95-79
1/21/1981	7/nr		A	L	64-72
1/21/1982	nr/nr		H	W	91-60
3/22/1990	4/nr	5/19	N32	W	80-62
3/19/1994	1/nr	1/nr	H	W	78-66
11/24/2000	2/nr	2/nr	N96	W	86-58

<b>COKER</b>					<b>N/A</b>
11/4/2012			H	W-ex	118-44

<b>COLGATE</b>					<b>1-0</b>
3/20/2004	2/nr	3/nr	N111	W	77-54

<b>COLORADO</b>					<b>3-1</b>
12/8/1981	10/nr		A	L	60-78
12/20/1993	1/7	1/7	H	W	86-82 (OT)
12/17/1994	1/8	1/8	A	W	78-72
3/22/1997	10/18	11/21	N48	W	75-67

<b>CONNECTICUT</b>					<b>9-13</b>
1/16/1995	1/2	1/2	A	L	66-77
4/2/1995	3/1	2/1	N16	L	64-70
1/6/1996	4/2	4/2	H	L	53-59
3/29/1996	4/2	4/3	N73	W	88-83 (OT)
1/5/1997	8/1	8/1	A77	L	57-72
3/24/1997	10/1	11/1	N48	W	91-81
1/3/1998	1/3	1/3	H	W	84-69
1/10/1999	2/1	2/1	A	W	92-81
1/8/2000	2/1	2/1	H	L	67-74
2/2/2000	4/1	4/1	A77	W	72-71
4/2/2000	2/1	2/1	N95	L	52-71
12/30/2000	2/1	2/1	A	L	76-81
2/1/2001	3/2	3/2	H	W	92-88
1/5/2002	2/1	2/1	H	L	72-86
3/29/2002	6/1	6/1	N103	L	55-79
1/4/2003	5/3	5/2	A	L	62-63 (OT)
4/8/2003	4/1	4/2	N108	L	68-73
2/5/2004	1/4	1/3	H	L	67-81
4/6/2004	2/6	3/6	N113	L	61-70
1/8/2005	10/15	10/14	A	W	68-67
1/7/2006	1/7	1/7	H	W	89-80
1/6/2007	4/5	4/5	A	W	70-64

<b>COPENHAGEN (DENMARK)</b>					<b>N/A</b>
1/2/1992			N62	W-ex	98-44

<b>CREIGHTON</b>					<b>1-0</b>
3/25/2013	10/nr	9/nr	H	W	68-52

DATE	AP RANK UT/OPP	ESPN RANK UT/OPP	SITE	W/L	SCORE
<b>CUMBERLAND (KY.)</b>					
3/10/1922			A	W	28-19
2/9/1923			H	W	28-14
2/27/1924			A	W	48-24
1/14/1926			H	W	47-12
1/10/1973			H	W	64-25

<b>CUMBERLAND (TENN.)</b>					
2/12/1972			H	W	52-35
2/21/1976			H	W	90-42

<b>DALHOUSIE (CANADA)</b>					
11/6/2005			H	W-ex	131-40

<b>DAVIDSON</b>					<b>1-0</b>
11/28/2012	13/nr	15/nr	H	W	75-40

<b>DAYTON</b>					<b>2-0</b>
12/4/1986	3/nr	3/nr	H	W	66-40
3/22/2010	3/nr	3/nr	H	W	92-64

<b>DELTA STATE</b>					<b>4-2</b>
12/17/1976	19/1		N15	L	63-74
3/25/1977	5/1		N16	L	58-62
1/5/1978	3/2		H	W	94-74
12/28/1978	5/7		N23	W	67-63
1/9/1979	4/7		A	W	85-73
2/6/1979	6/15		H	W	73-57
11/9/2009			H	W-ex	79-46

<b>DEPAUL</b>					<b>20-0</b>
2/13/1991	4/nr	4/nr	H	W	105-43
1/10/1992	3/nr	3/nr	A	W	70-62
1/21/1993	2/21	2/21	H	W	60-48
1/29/1994	2/nr	2/nr	A	W	66-56
2/14/1995	2/nr	2/nr	H	W	85-54
12/20/1995	4/nr	4/nr	A	W	76-68
1/28/1997	9/nr	9/nr	H	W	94-83
1/20/1998	1/nr	1/nr	A	W	125-46
12/3/1998	3/nr	3/nr	H	W	89-47
12/17/1999	2/nr	2/nr	A	W	100-66
11/18/2000	2/nr	2/nr	H	W	94-52
12/19/2001	2/nr	2/nr	A	W	80-66
1/14/2003	5/25	5/24	H	W	76-57
12/17/2003	2/nr	2/nr	A	W	96-89 (OT)
3/22/2004	2/nr	3/25	N111	W	79-59
12/12/2004	9/15	9/15	H	W	78-63
1/2/2008	3/15	3/15	A	W	102-68
11/30/2008	9/nr	12/nr	H	W	88-67
12/11/2011	7/20	8/21	N87	W	84-61
3/19/2012	9/rv	7/23	A	W	63-48

<b>DRAKE</b>					<b>1-0</b>
3/18/2007	3/nr	4/nr	N120	W	76-37

<b>DUKE</b>					<b>5-6</b>
12/6/1998	3/16	3/16	N86	W	74-60
3/22/1999	2/10	2/11	N25	L	63-69
12/27/2001	2/9	2/9	N100	W	89-68
11/24/2002	2/1	2/1	N104	L	55-76
4/6/2003	4/2	4/1	N108	W	66-56
1/24/2004	2/1	2/1	A	W	72-69
12/2/2004	4/10	5/9	H	L	57-59
1/23/2006	1/2	1/2	A	L	53-75
1/22/2007	4/1	4/1	H	L	70-74
1/28/2008	2/9	2/10	A	W	67-64
2/16/2009	13/7	18/10	H	L	54-62

<b>EAST CAROLINA</b>					
2/15/1975			N1	W	82-81
11/24/1985	9/nr	11/nr	H	W	74-56

<b>EAST TENNESSEE STATE</b>					
1/31/1924			H	L	16-22
2/2/1925			A	T	25-25
2/20/1926			H	W	50-16

GENERAL

STAFF

PLAYERS

REVIEW

HISTORY

FACILITIES

NCAA

SEC

RECORDS

MEDIA INFO



**SERIES RECORDS**

DATE	AP RANK UT/OPP	ESPN RANK UT/OPP	SITE	W/L	SCORE
2/1/1969			H	W	40-32
2/12/1971			A	L	56-62
2/27/1971			HP	W	54-45
2/4/1972			H	W	78-56
2/6/1973			A	W	54-44
2/11/1974			H	W	55-36
2/23/1974			N9	W	54-41
1/8/1975			H	W	80-36
1/25/1975			A	W	85-72
2/21/1975			H	W	97-41
1/24/1977	12/nr		H	W	100-57
2/3/1977	12/nr		A	W	102-46
1/3/1979	5/nr		A	W	82-59
2/5/1980	5/nr		H	W	90-48
1/17/1981	7/nr		A	W	81-66
2/28/1981	4/nr		N3	W	75-48
1/8/1986	11/nr	12/nr	H	W	98-59
12/22/2010	5/nr	6/nr	H	W	102-53

**EASTERN ILLINOIS 1-0**

12/7/1985	11/nr	14/nr	N46	W	75-69
-----------	-------	-------	-----	---	-------

**EASTERN KENTUCKY 8-1**

2/10/1973			HP	W	53-42
1/15/1974			H	W	51-41
2/25/1975			A	W	100-70
2/11/1976			H	L	68-89
2/12/1977	12/nr		A	W	84-70
2/22/1978	1/nr		H	W	90-67
11/27/1978	1/nr		A	W	91-67
12/19/1987	3/nr	4/nr	H	W	115-40
2/24/1993	1/nr	1/nr	A	W	95-58

**EDINBORO 0-1**

1/10/1976			H	L	68-70
-----------	--	--	---	---	-------

**FARRAGUT SCHOOL 0-4**

2/18/1905			A	L	8-14
2/25/1905			H	L	6-10
1/27/1906			H	L	2-15
2/14/1908			A	L	4-15

**FLORIDA 46-3**

2/8/1980	5/nr		H	W	118-44
11/28/1981	2/nr		A	W	85-73
2/1/1982	nr/nr		H	W	83-67
1/23/1983	8/nr		A	W	94-62
2/2/1983	8/nr		H	W	70-69
1/8/1984	8/nr		A	W	78-70
1/31/1984	9/nr		H	W	69-49
1/21/1985	nr/nr		H	W	69-61
2/10/1985	nr/nr	24/nr	A	W	83-74
2/2/1986	10/nr	15/nr	H	W	82-60
1/17/1987	2/nr	2/nr	A	W	90-72
2/21/1988	3/nr	3/nr	H	W	108-53
2/18/1989	3/nr	3/nr	A	W	85-52
2/17/1990	4/nr	4/nr	H	W	75-42
3/5/1990	3/nr	3/nr	N51	W	81-56
1/16/1991	2/nr	2/nr	A	W	71-70 (OT)
2/22/1992	2/nr	4/nr	H	W	90-69
2/21/1993	1/nr	1/nr	A	W	88-75
12/18/1993	1/nr	1/nr	H	W	84-69
2/1/1995	2/14	2/15	A	W	76-69
1/2/1996	4/21	4/17	H	W	87-67
3/3/1996	5/18	5/17	N65	W	74-63
1/21/1997	8/19	9/nr	A	L	62-71
1/10/1998	1/12	1/14	H	W	99-60
1/21/1999	1/21	1/19	A	W	77-64
2/26/1999	2/nr	2/nr	N65	W	92-80
2/13/2000	2/nr	3/nr	H	W	97-78
3/3/2000	2/nr	3/nr	N65	W	91-79
2/11/2001	2/6	2/9	A	W	103-73
1/3/2002	2/15	2/16	A	W	88-64
1/31/2002	2/12	2/15	H	W	86-66
1/19/2003	5/nr	5/nr	A	W	94-53
2/9/2003	3/nr	3/nr	H	W	79-40

DATE	AP RANK UT/OPP	ESPN RANK UT/OPP	SITE	W/L	SCORE
2/19/2004	3/nr	3/nr	H	W	88-79
2/3/2005	5/nr	5/nr	A	W	91-82 (OT)
2/26/2006	5/nr	5/nr	H	L	93-95 (OT)
1/11/2007	4/nr	4/nr	A	W	80-58
2/28/2008	3/nr	3/nr	H	W	88-61
3/7/2008	3/nr	3/nr	N101	W	92-61
2/8/2009	12/11	17/13	A	L	57-66
3/6/2009	19/21	24/18	N107	W	71-67
1/14/2010	4/nr	4/nr	A	W	66-64
2/14/2010	5/nr	5/nr	H	W	83-44
1/13/2011	5/nr	6/nr	A	W	83-40
2/10/2011	4/nr	4/nr	H	W	61-39
3/4/2011	4/nr	4/nr	N128	W	92-75
2/26/2012	10/nr	9/nr	H	W	75-59
1/13/2013	9/nr	9/nr	A	W	78-75 (OT)
3/8/2013	9/nr	9/nr	N119	W	82-73

**FLORIDA A&M 1-0**

3/16/1995	3/nr	2/nr	H	W	96-59
-----------	------	------	---	---	-------

**FLORIDA ATLANTIC 2-0**

2/14/1990	4/nr	4/nr	H	W	95-73
1/21/1992	4/nr	4/nr	H	W	108-26

**FLORIDA INTERNATIONAL 1-0**

3/18/1995	3/nr	2/nr	H	W	70-44
-----------	------	------	---	---	-------

**FLORIDA STATE 2-0**

2/8/1985	nr/nr	24/nr	A	W	67-56
1/26/1986	11/nr	11/nr	H	W	89-43

**FORDHAM 1-0**

3/17/1979	6/nr		A24	W	76-54
-----------	------	--	-----	---	-------

**FRENCH NATIONAL TEAM N/A**

11/21/1988			H	W-ex	81-54
------------	--	--	---	------	-------

**FTC-DIEGO BUDAPEST N/A**

11/2/1999			H	W-ex	82-63
-----------	--	--	---	------	-------

**FULLERTON STATE 1-0**

12/16/1979	3/nr		A	W	88-57
------------	------	--	---	---	-------

**FURMAN 4-0**

2/16/1973			N1	W	71-43
2/15/1974			N1	W	68-39
2/12/1976			N1	W	73-50
3/18/2000	2/nr	2/nr	H	W	90-38

**GEORGE MASON 1-0**

12/6/1997	1/nr	1/nr	N80	W	93-61
-----------	------	------	-----	---	-------

**GEORGETOWN 0-1**

11/27/2010	4/12	4/13	N117	L	58-69
------------	------	------	------	---	-------

**GEORGE WASHINGTON 10-0**

12/29/1992	1/nr	1/nr	N64	W	73-53
11/27/2001	2/22	2/21	A	W	88-57
11/26/2002	4/21	5/24	H	W	83-61
12/30/2003	5/nr	5/nr	A	W	65-51
11/23/2004	1/nr	1/nr	H	W	71-41
12/7/2005	1/nr	1/nr	A	W	59-43
3/21/2006	6/nr	6/nr	N118	W	66-53
12/7/2006	6/21	5/19	H	W	85-62
12/8/2008	7/nr	9/nr	A	W	71-59
12/1/2009	6/nr	5/nr	H	W	93-53

**GEORGIA 45-15**

2/15/1969			N1	W	38-26
12/17/1980	6/nr		N30	W	73-68 (OT)
1/17/1982	nr/13		A	L	63-66
2/11/1982	20/15		H	W	65-52
2/27/1982	8/18		N6	W	55-44
1/16/1983	8/9		A	W	74-54
2/12/1983	6/10		H	W	73-59
3/5/1983	8/12		H	L	65-71

# SERIES RECORDS

DATE	AP RANK UT/OPP	ESPN RANK UT/OPP	SITE	W/L	SCORE
3/27/1983	9/8		N37	L	63-67
1/22/1984	11/4		H	W	64-59
2/19/1984	10/4		A	L	65-84
3/25/1984	15/3		H	W	73-61
12/9/1984	15/3		A	L	72-78
2/2/1985	nr/5	20/5	H	L	56-72
1/29/1986	11/2	15/2	A	L	74-84
3/20/1986	15/2	5/4	N48	W	85-82
1/24/1987	3/12	3/13	H	W	78-72
1/31/1988	4/13	4/12	A	W	82-79
3/6/1988	3/17	2/17	N51	W	82-76
1/29/1989	2/5	2/4	H	W	78-64
1/28/1990	5/4	3/7	A	L	76-81
3/4/1990	3/6	3/6	N51	W	73-54
1/28/1991	3/4	4/5	H	L	74-81
2/15/1992	3/nr	3/nr	A	W	55-51
3/9/1992	2/24	2/nr	N51	W	73-66
12/14/1993	1/nr	1/nr	H	W	71-68
3/6/1993	1/nr	2/21	N65	L	72-73
2/27/1994	1/nr	1/nr	A	W	75-59
3/5/1994	1/nr	1/nr	N65	W	86-72
2/25/1995	2/9	2/9	H	W	83-61
4/1/1995	3/12	2/12	N16	W	73-51
1/8/1996	4/7	4/9	A	L	71-77
3/31/1996	4/5	4/5	N73	W	83-65
12/8/1996	4/5	4/5	H	L	93-94 (OT)
1/14/1998	1/19	1/19	A	W	96-71
1/28/1998	1/17	1/17	H	W	102-43
1/14/1999	1/4	1/4	H	W	102-69
1/28/1999	1/4	1/4	A	W	95-79
2/28/1999	2/14	2/12	N65	W	85-69
1/17/2000	2/7	2/7	A	L	51-78
1/18/2001	2/4	2/4	H	W	85-69
2/10/2002	3/22	4/21	A	W	52-50
3/1/2002	3/24	3/24	N101	W	81-67
2/20/2003	3/13	3/16	H	W	87-60
2/12/2004	3/19	3/17	A	W	70-67
3/6/2004	1/20	1/16	N101	L	66-68 (OT)
1/31/2005	5/18	5/19	H	W	77-70
1/12/2006	1/13	1/17	H	W	94-85
2/16/2006	5/13	5/13	A	W	58-55
3/4/2006	8/12	9/12	N107	W	89-79
1/14/2007	4/15	4/15	A	W	52-41
2/5/2007	3/9	3/14	H	W	73-57
3/2/2008	3/22	3/20	A	W	72-63
2/5/2009	12/nr	17/nr	H	W	73-43
1/21/2010	3/8	3/8	A	L	50-53
2/21/2011	4/22	4/rv	H	W	77-44
3/5/2011	4/nr	4/nr	N128	W	82-58
1/5/2012	6/16	7/15	H	W	80-51
1/29/2012	7/17	9/15	A	W	67-50
1/6/2013	12/10	13/11	H	W	79-66

<b>GEORGIA STATE</b>	<b>1-0</b>
3/15/2002	6/nr 6/nr H W 98-68

<b>GEORGIA TECH</b>	<b>5-0</b>
2/2/1987	5/nr 3/nr H W 100-74
1/11/1988	4/nr 4/nr A W 96-79
2/15/1989	3/nr 3/nr H W 88-71
11/26/2010	4/nr 4/nr N117 W 66-42
11/11/2012	20/22 16/20 A W 71-54

<b>GONZAGA</b>	<b>3-0</b>
11/25/2005	2/nr 1/nr N117 W 79-65
12/16/2007	1/nr 1/nr H W 96-73
12/30/2008	8/nr 12/nr A W 77-58

<b>GRAMBLING STATE</b>	<b>1-0</b>
3/15/1997	10/nr 11/nr H W 91-54

<b>GREEK NATIONAL TEAM</b>	<b>N/A</b>
8/13/2003	A110 L-ex 79-85
8/16/2003	A110 W-ex 59-50

DATE	AP RANK UT/OPP	ESPN RANK UT/OPP	SITE	W/L	SCORE
<b>HAWAII PACIFIC</b>					<b>1-0</b>
12/20/1985	13/nr	14/nr	A	W	130-38

<b>HIWASSEE JC</b>	<b>1-0</b>
1/28/1974	N8 W 61-31

<b>HOUSTON JAGUARS</b>	<b>N/A</b>
11/5/2006	H W-ex 101-51

<b>HUNGARIAN NATIONAL TEAM</b>	<b>N/A</b>
11/13/1983	H W-ex 94-80

<b>ILLINOIS</b>	<b>7-0</b>
11/27/1985	9/nr 11/nr H W 71-57
1/3/1988	3/20 4/20 A W 93-59
11/25/1988	1/nr 1/nr N56 W 81-50
1/2/1990	5/nr 7/nr H W 84-57
12/21/1990	9/nr 8/nr A W 85-52
12/12/1997	1/5 1/5 H61 W 78-68
11/25/2000	2/21 2/21 N96 W 111-62

<b>ILLINOIS STATE</b>	<b>2-0</b>
1/10/1981	9/nr H W 64-52
3/21/1981	2/nr H W 78-63

<b>IMMACULATA</b>	<b>1-0</b>
3/26/1977	5/2 N16 W 91-71

<b>INDIANA</b>	<b>1-0</b>
11/27/1987	1/nr 3/nr N54 W 91-52

<b>IOWA</b>	<b>2-1</b>
3/16/1986	15/14 16/14 H W 73-68
11/30/1986	3/8 3/9 A49 W 74-56
3/27/1993	2/4 2/4 A48 L 56-72

<b>JACKSON STATE</b>	<b>1-0</b>
3/13/1982	10/nr H W 72-56

<b>JAMES MADISON</b>	<b>2-0</b>
3/8/1974	A11 W 74-43
3/24/1988	1/14 3/15 N32 W 72-52

<b>KANSAS</b>	<b>3-0</b>
3/23/1996	4/20 4/22 N72 W 92-71
11/7/1996	4/12 4/13 H74 W 79-60
3/24/2012	9/nr 7/nr N129 W 84-73

<b>KANSAS STATE</b>	<b>4-0</b>
3/24/1977	5/20 N16 W 81-69
3/15/1980	2/14 H W 84-64
1/7/1982	20/nr H W 83-68
12/6/1985	11/nr 14/nr N46 W 68-56

<b>KENTUCKY</b>	<b>49-9</b>
1/24/1976	N13 W 70-67
11/13/1976	H W 107-53
1/7/1977	A W 82-57
1/28/1978	3/nr A W 92-90 (2OT)
2/25/1978	1/nr H W 99-66
3/10/1978	1/nr N20 W 76-60
1/20/1979	4/nr A L 64-66
2/17/1979	6/nr H W 89-51
2/2/1980	6/17 A W 91-83 (OT)
2/6/1981	11/10 H W 81-65
3/13/1981	3/10 N32 W 58-49
1/28/1982	nr/8 H W 81-75
2/18/1982	13/14 A W 65-61
2/28/1982	11/13 A6 L 74-80
2/9/1983	6/4 A W 95-85
2/27/1983	8/6 H L 69-81
1/25/1984	11/nr A W 75-63
2/12/1984	6/nr H W 67-65
1/23/1985	nr/15 18/14 H L 72-76 (OT)
2/13/1985	nr/19 24/16 A W 77-66
1/24/1986	11/nr 11/24 A L 82-96

GENERAL

STAFF

PLAYERS

REVIEW

HISTORY

FACILITIES

NCAA

SEC

RECORDS

MEDIA INFO



SERIES RECORDS

DATE	AP RANK UT/OPP	ESPN RANK UT/OPP	SITE	W/L	SCORE
1/11/1987	2/nr	2/nr	H	W	76-64
2/18/1988	3/nr	3/nr	A	W	99-75
3/5/1988	3/nr	2/nr	N51	W	100-66
1/21/1989	2/nr	2/nr	H	W	101-57
1/22/1990	3/nr	3/nr	A	W	76-60
1/12/1991	4/nr	3/nr	H	W	80-70
2/8/1992	4/nr	4/nr	A	W	77-52
3/8/1992	2/nr	2/nr	N51	W	94-80
2/6/1993	1/25	1/23	H	W	85-61
2/18/1994	1/nr	1/nr	A	W	95-89 (OT)
2/19/1995	2/nr	2/nr	H	W	67-41
3/4/1995	2/nr	2/nr	N65	W	74-62
1/14/1996	4/nr	5/nr	A	W	60-45
1/12/1997	9/nr	9/nr	H	W	84-61
1/18/1998	1/nr	1/nr	A	W	93-65
1/17/1999	1/nr	1/nr	H	W	98-60
1/23/2000	2/nr	2/nr	A	W	71-65
1/30/2000	4/nr	4/nr	H	W	77-48
1/21/2001	2/nr	2/nr	A	W	110-38
1/27/2001	3/nr	3/nr	H	W	83-39
2/24/2002	4/nr	4/nr	H	W	89-64
3/2/2003	3/nr	3/nr	A	W	84-69
1/29/2004	1/nr	1/nr	A	W	81-72
1/23/2005	7/nr	9/nr	H	W	67-49
1/26/2006	1/nr	3/nr	A	L	63-66
2/11/2007	3/nr	3/nr	H	W	84-62
1/17/2008	2/nr	2/nr	A	W	65-40
2/3/2008	2/nr	2/nr	H	W	79-51
1/8/2009	7/nr	11/nr	H	W	69-64
2/19/2009	13/nr	19/nr	A	L	56-66
2/25/2010	4/16	4/14	H	W	81-65
3/7/2010	4/19	4/18	N119	W	70-62
2/7/2011	4/15	4/16	A	W	73-67
3/6/2011	4/16	4/18	N128	W	90-65
1/12/2012	6/9	7/8	A	L	60-61
2/13/2012	13/7	10/7	H	W	90-59
3/3/2013	8/10	8/10	A	L	65-78

<b>KIEV DYNAMO</b>					<b>N/A</b>
11/5/2000			H	W-ex	144-52

<b>KNOXVILLE</b>				*	<b>1-0</b>
1/19/1971			*	(W)*	*

<b>KNOXVILLE HIGH SCHOOL</b>					<b>0-1</b>
2/12/1910			H	L	4-6
2/25/1910			A	*	*

<b>KNOXVILLE YWCA</b>					<b>2-0</b>
3/8/1920			H	W	30-1
2/5/1926			H	W	52-16

<b>LAMAR</b>					<b>1-0</b>
12/1/2010	9/nr	8/nr	H	W	99-55

<b>LA SALLE</b>					<b>1-0</b>
3/18/1989	1/18	1/nr	H	W	91-61

<b>LIBERTY</b>					<b>1-0</b>
3/14/1998	1/nr	1/nr	H	W	102-58

<b>LITHUANIA</b>					<b>N/A</b>
11/11/1995			H	W-ex	85-49

<b>LONG BEACH STATE</b>					<b>3-3</b>
12/18/1979	3/8		N26	L	68-71
12/13/1983	9/5		A	L	51-56
3/27/1987	7/4	1/4	N52	W	74-64
12/3/1988	1/2	1/2	H	W	88-74
3/25/1989	1/7	1/7	N45	W	94-80
12/19/1989	4/8	4/8	A	L	58-62

<b>LONGWOOD</b>					<b>1-0</b>
3/9/1973			N6	W	61-43

DATE	AP RANK UT/OPP	ESPN RANK UT/OPP	SITE	W/L	SCORE
<b>LOUISIANA-MONROE</b>					<b>0-1</b>
11/30/1984	12/nr		N43	L	53-68

DATE	AP RANK UT/OPP	ESPN RANK UT/OPP	SITE	W/L	SCORE
<b>LOUISIANA STATE</b>					<b>44-12</b>
12/17/1977	5/2		N15	W	72-63
1/9/1978	3/4		A	L	62-72
2/6/1978	3/1		H	W	86-68
1/24/1979	7/17		A	L	80-85 (OT)
1/29/1979	7/17		H	W	92-48
1/28/1980	4/nr		H	W	96-73
12/10/1980	3/nr		A	W	88-73
12/17/1982	9/nr		A	W	83-73
2/3/1984	9/8		H	W	82-80
2/27/1985	18/nr	24/nr	H	W	85-78
1/20/1986	11/8	13/10	H	W	60-50
3/22/1986	15/9	5/8	N48	W	67-65
2/7/1987	5/9	6/9	A	W	84-73
3/5/1987	8/14	8/15	N51	W	64-63
2/13/1988	4/nr	4/nr	H	W	89-82
2/11/1989	3/18	3/19	A	W	89-65
2/10/1990	5/14	5/16	H	W	86-60
1/21/1991	4/10	2/11	A	W	79-77
3/4/1991	3/10	4/12	N51	L	75-80
1/8/1992	3/22	3/22	H	W	85-69
3/7/1992	2/nr	2/nr	N51	W	70-65
1/7/1993	2/nr	2/nr	A	W	95-61
1/9/1994	1/nr	1/nr	H	W	91-69
1/7/1995	1/nr	1/nr	A	W	102-68
2/22/1996	5/nr	5/nr	H	W	88-75
2/22/1997	8/13	8/13	A	L	78-83
3/1/1997	8/9	11/9	N65	W	100-99 (OT)
2/22/1998	1/nr	1/nr	H	W	90-58
2/21/1999	1/24	1/24	A	L	69-72
1/6/2000	2/16	2/21	A	W	86-50
2/20/2000	2/9	3/9	H	W	80-48
1/4/2001	2/11	2/11	H	W	89-70
2/18/2001	2/13	2/12	A	W	75-73
1/13/2002	2/nr	3/nr	H	W	79-67
3/2/2002	3/nr	3/nr	N101	L	80-81
2/23/2003	3/4	3/4	A	W	68-65
3/9/2003	3/6	3/5	N107	L	62-78
2/29/2004	2/15	2/17	H	W	85-62
4/4/2004	2/19	3/19	N113	W	52-50
2/10/2005	5/1	5/1	A	L	58-68
3/6/2005	5/1	4/1	N114	W	67-65
2/9/2006	5/3	5/4	H	L	69-72
3/5/2006	8/3	9/3	N107	W	63-62
2/19/2007	2/7	2/7	A	W	56-51
3/3/2007	2/11	2/10	N119	L	54-63
2/14/2008	1/7	1/7	H	L	62-78
3/9/2008	3/7	3/6	N101	W	61-55
4/6/2008	3/6	3/5	N122	W	47-46
2/26/2009	18/nr	23/nr	A	L	63-66
1/24/2010	3/18	3/19	A	W	55-43
2/22/2010	4/20	4/nr	H	W	70-61
1/2/2011	5/nr	6/nr	A	W	73-65
2/27/2011	4/nr	4/nr	H	W	80-60
1/19/2012	9/nr	9/nr	H	W	65-56
3/4/2012	13/nr	10/nr	N101	W	70-58
2/7/2013	12/nr	13/nr	A	W	64-62

DATE	AP RANK UT/OPP	ESPN RANK UT/OPP	SITE	W/L	SCORE
<b>LOUISIANA TECH</b>					<b>24-17</b>
12/16/1978	1/16		N15	L	56-64
3/23/1979	3/2		N25	L	84-102
12/7/1979	4/2		H	W	73-71
12/15/1980	3/1		A	L	53-77
3/29/1981	2/1		N33	L	59-79
1/10/1982	nr/1		H	L	64-72
3/26/1982	8/1		N35	L	46-69
12/14/1982	9/2		A	L	64-80
1/18/1984	12/1		H	L	63-81
12/13/1984	15/7		A	L	57-73
2/10/1986	14/3	12/5	H	L	56-59
2/9/1987	7/5	6/8	A	L	60-72
3/29/1987	7/3	2/1	N52	W	67-44
2/15/1988	3/5	4/2	H	W	76-74

# SERIES RECORDS

DATE	AP RANK UT/OPP	ESPN RANK UT/OPP	SITE	W/L	SCORE
4/1/1988	1/5	3/1	N55	L	59-68
11/27/1988	1/6	1/6	N56	W	62-61 (OT)
2/14/1989	3/2	3/2	A	W	72-65
12/9/1989	1/2	1/2	H	L	58-59
2/5/1991	5/nr	5/25	A	W	77-74
11/22/1991	1/21	1/nr	H	W	90-70
12/18/1992	1/11	1/11	A	W	83-76
12/22/1993	1/10	1/10	H	W	94-60
3/24/1994	1/6	1/7	N67	L	68-71
11/20/1994	1/3	1/2	N66	W	69-62
1/9/1995	1/3	1/3	A	W	62-56
1/22/1996	4/1	5/1	H	W	77-72
11/20/1996	3/11	2/8	N75	L	64-66
2/24/1997	8/6	11/5	A	L	80-98
11/21/1997	1/2	1/2	H	W	75-61
3/29/1998	1/4	1/4	N84	W	93-75
11/30/1998	3/2	3/2	A	W	92-73
11/14/1999	2/6	2/6	H69	L	64-69
12/10/2000	2/12	2/10	A	W	70-62
11/23/2001	2/5	2/5	H	W	90-75
12/4/2002	4/15	5/13	A	W	60-35
12/7/2003	3/10	3/11	H	W	85-65
12/15/2004	9/nr	10/nr	A	W	70-59
12/15/2005	1/nr	1/nr	H	W	83-59
11/28/2006	4/nr	4/nr	A	W	71-50
11/26/2007	1/nr	1/nr	H	W	81-60
11/23/2008	5/nr	13/nr	H	W	94-59

<b>LOUISVILLE</b>			<b>2-1</b>		
12/16/2009	3/nr	3/nr	H	W	86-56
11/12/2010	4/nr	4/nr	A	W	63-50
4/2/2013	10/16	9/17	N125	L	78-86

<b>LOVE &amp; BASKETBALL</b>			<b>N/A</b>		
11/9/2009			H	W-ex	85-50

<b>MAINE</b>			<b>2-0</b>		
12/13/1990	10/nr	8/nr	A	W	77-64
11/24/1991	1/nr	1/nr	H	W	86-71

<b>MANHATTAN</b>			<b>1-0</b>		
12/7/1997	1/nr	1/nr	A	W	78-28

<b>MARATHON OIL</b>			<b>N/A</b>		
11/19/1985			H	W-ex	82-57

<b>MARIST</b>			<b>1-0</b>		
3/25/2007	3/nr	4/nr	N121	W	65-46

<b>MARQUETTE</b>			<b>2-0</b>		
11/23/1996	3/nr	2/nr	N76	W	83-68
3/21/2011	4/25	4/23	H	W	79-70

<b>MARS HILL</b>			<b>1-0</b>		
1/31/1975			H	W	87-54

<b>MARSHALL</b>			<b>3-0</b>		
1/13/1973			H	W	49-39
1/9/1974			H	W	44-40
1/6/1977	16/nr		HG	W	114-39

<b>MARTHA WASHINGTON</b>			<b>3-0</b>		
3/18/1920			H	W	18-10
2/23/1923			A	W	29-26
2/12/1924			H	W	24-12

<b>MARTIGNY BBC (SWITZERLAND)</b>			<b>N/A</b>		
8/19/1999			A90	W-ex	126-50

<b>MARYLAND</b>			<b>10-3</b>		
3/17/1978	1/6		N21	L	69-75
12/29/1978	5/4		N23	L	79-85
3/18/1980	2/6		H	W	93-76
1/15/1981	7/14		A	W	93-91 (OT)
3/24/1981	2/9		H	W	79-67
2/20/1982	13/9		H	W	70-62

DATE	AP RANK UT/OPP	ESPN RANK UT/OPP	SITE	W/L	SCORE
3/31/1989	1/5	1/3	N55	W	77-65
12/6/1989	1/14	1/15	A	W	77-69
12/9/1990	6/23	6/23	H	W	82-71
12/30/1992	1/6	1/6	A64	L	72-77
12/12/1993	1/23	1/23	H	W	64-48
12/4/1994	1/nr	1/nr	A	W	95-29
11/26/2005	2/10	1/10	N117	W	80-75

<b>MARYVILLE</b>			<b>8-15</b>		
3/13/1903			A	L	1-10
4/6/1903			H	L	6-16
3/5/1904			A	L	0-29
3/12/1904			H	L	5-7
3/4/1905			H	L	11-24
3/10/1905			A	L	4-20
2/17/1906			A	L	5-37
2/24/1906			H	L	3-18
2/27/1907			A	L	11-22
unknown, 1908		*	L	6-9	
2/20/1909			H	L	14-25
1/30/1920			A	L	6-34
3/1/1920			H	L	11-23
3/4/1924			H	W	24-12
1/14/1925			H	W	40-10
1/23/1925			A	W	41-19
2/24/1925			H	L	14-20
1/25/1926			A	W	37-29
2/26/1926			H	L	27-28
1/31/1973			H	W	72-50
2/23/1973			N4	W	69-57
1/11/1974			HP7	W	64-29
2/15/1974			H	W	64-35

<b>MARYVILLE ALL-STARS</b>			<b>1-0</b>		
1/20/1972			H	W	35-29

<b>MEMPHIS</b>			<b>26-1</b>		
3/1/1974			N10	W	57-50
3/2/1974			N10	W	52-41
3/6/1976			N4	W	71-69 (OT)
1/29/1977	10/15		A	W	81-72
3/5/1977	12/18		N10	W	82-72
2/17/1978	1/15		H18	W	89-77
3/3/1978	1/13		N19	W	87-76
2/24/1979	6/17		A	L	75-79
1/21/1980	5/nr		H	W	86-48
3/19/1982	8/15		H	W	78-63
2/24/1986	14/nr	12/nr	A	W	94-79
1/28/1987	3/nr	3/nr	H	W	91-81
1/27/1988	4/nr	4/nr	A	W	97-73
2/6/1989	3/nr	2/nr	H	W	85-50
1/11/1990	5/nr	5/nr	A	W	88-69
2/21/1991	4/nr	4/nr	H	W	93-46
2/19/1992	2/nr	2/nr	A	W	118-59
2/16/1993	1/nr	1/nr	H	W	90-46
12/30/1993	1/nr	1/nr	A	W	79-65
11/26/1994	1/nr	1/nr	H	W	95-66
12/31/1995	5/nr	4/nr	A	W	84-63
12/3/1996	4/nr	4/nr	H	W	79-63
2/12/1998	1/nr	1/nr	A	W	91-65
2/16/1999	1/nr	1/nr	H	W	113-39
12/7/1999	2/nr	2/nr	A	W	92-69
12/15/2000	2/nr	2/nr	H	W	98-60
12/29/2001	2/nr	2/nr	A	W	92-66

<b>MERCER</b>			<b>0-1</b>		
12/7/1974			H	L	83-84

<b>MEXICAN NATIONAL TEAM</b>			<b>N/A</b>		
11/18/1991			H	W-ex	96-63

<b>MIAMI (FLA)</b>			<b>2-0</b>		
11/15/2012	3/7	3/7	H	W	92-76
11/18/2012	24/23	20/23	A	W	79-67

GENERAL

STAFF

PLAYERS

REVIEW

HISTORY

FACILITIES

NCAA

SEC

RECORDS

MEDIA INFO



SERIES RECORDS

DATE	AP RANK UT/OPP	ESPN RANK UT/OPP	SITE	W/L	SCORE
------	-------------------	---------------------	------	-----	-------

**MIAMI (OHIO)** **1-0**

11/23/1977	1/nr		H	W	100-33
------------	------	--	---	---	--------

**MICHIGAN STATE** **2-1**

3/23/1977	5/17		N16	W	76-62
4/3/2005	3/6	4/2	N116	L	64-68
11/24/2005	2/9	1/9	N117	W	83-55

**MIDDLE TENNESSEE STATE** **\*20-0**

1/15/1971			H	(W)*	*
1/15/1972			H	W	55-45
3/2/1972			H	W	47-39
1/17/1973			A	W	43-42
3/2/1973			N5	W	58-43
2/1/1974			H	W	77-33
1/10/1975			H	W	69-32
3/6/1976			N4	W	73-70
3/3/1977	12/nr		N10	W	87-66
1/17/1978	2/nr		A	W	87-79
12/5/1978	1/nr		H	W	87-63
11/26/1979	4/nr		A	W	63-48
2/27/1981	4/nr		N3	W	66-47
3/17/1984	15/nr		H	W	70-52
11/26/2006	4/nr	4/nr	H	W	88-64
12/13/2007	1/nr	1/nr	H	W	84-61
12/11/2008	7/nr	10/nr	H	W	81-52
11/25/2009	6/nr	5/nr	A	W	69-52
11/29/2012	8/nr	8/nr	H	W	82-43
11/28/2012	16/nr	14/nr	H	W	88-81 (OT)

**MILLIGAN** **5-0**

1/29/1971			H	W	56-29
2/27/1971			HP	W	*
1/28/1972			A	W	72-26
2/9/1973			H	W	58-27
3/3/1976			A	W	112-43

**MINNESOTA** **1-0**

12/4/1983	7/nr		H	W	54-50
-----------	------	--	---	---	-------

**MINSK (BELARUS)** **N/A**

1/5/1992			N62	L-ex	82-84
----------	--	--	-----	------	-------

**MISSISSIPPI (OLE MISS)** **40-7**

1/17/1977	13/nr		A	W	58-56
2/14/1977	12/14		H	W	74-63
1/7/1978	3/nr		A	W	65-61
2/4/1978	3/nr		H	W	87-79
2/10/1980	5/nr		H	W	85-71
1/8/1983	12/15		A	W	69-67
3/25/1983	9/13		N37	W	90-83 (3 OT)
2/15/1984	6/7		H	L	65-67
3/3/1985	15/6	24/3	A44	W	79-71
3/22/1985	13/6	13/7	N45	L	60-63
2/5/1986	10/8	12/8	A	L	54-68
3/1/1986	14/12	14/11	N40	L	78-83
1/31/1987	3/8	3/8	H	L	65-69
2/6/1988	4/7	4/7	A	W	78-67
1/14/1989	2/3	2/3	H	W	68-61
3/5/1989	2/12	2/11	N51	W	82-60
1/13/1990	5/nr	5/nr	A	W	63-57
1/26/1991	4/15	4/14	H	W	64-54
1/18/1992	2/10	2/9	A	L	78-80 (OT)
1/16/1993	2/nr	2/nr	H	W	64-53
2/16/1994	1/nr	1/24	A	W	70-60
1/29/1995	2/16	2/15	H	W	83-48
2/4/1996	3/20	3/25	A	L	78-72
3/2/1996	5/23	5/22	N65	W	73-51
2/2/1997	9/nr	9/nr	H	W	74-72
11/18/1997	1/nr	1/nr	H	W	92-54
2/4/1998	1/nr	1/nr	A	W	91-45
12/29/1998	2/nr	2/nr	A	W	92-51
2/4/1999	1/nr	1/nr	H	W	96-58
2/10/2000	2/nr	3/nr	A	W	70-49
2/8/2001	2/nr	2/nr	H	W	119-52
2/21/2002	4/nr	4/nr	A	W	86-69

DATE	AP RANK UT/OPP	ESPN RANK UT/OPP	SITE	W/L	SCORE
------	-------------------	---------------------	------	-----	-------

2/6/2003	3/nr	3/nr	H	W	86-43
2/22/2004	3/nr	3/nr	A	W	85-69
2/6/2005	5/nr	5/nr	H	W	99-67
2/2/2006	5/nr	5/nr	A	W	78-63
2/15/2007	3/nr	3/nr	H	W	81-69
3/27/2007	3/nr	4/nr	N121	W	98-62
1/31/2008	2/nr	2/nr	A	W	68-44
1/29/2009	13/nr	15/nr	H	W	60-59
2/11/2010	5/nr	5/nr	A	W	61-58
2/28/2010	4/nr	4/nr	H	W	75-63
3/5/2010	4/nr	4/nr	N119	W	76-51
1/9/2011	5/nr	6/nr	H	W	86-46
2/24/2011	4/nr	4/nr	A	W	66-39
2/19/2012	13/nr	10/nr	A	W	66-56
2/10/2013	12/nr	13/nr	H	W	97-68

**MISSISSIPPI GULF COAST JC** **2-0**

12/18/1976	19/nr		N15	W	89-60
12/15/1977	5/nr		N15	W	83-35

**MISSISSIPPI STATE** **34-0**

2/22/1986	15/nr	12/nr	A	W	72-51
2/21/1987	9/nr	8/nr	H	W	84-53
2/8/1988	4/nr	4/nr	A	W	81-74
1/16/1989	2/nr	2/nr	H	W	79-54
2/7/1990	5/nr	5/nr	A	W	76-55
1/2/1991	5/nr	7/nr	H	W	91-63
2/12/1992	3/nr	3/nr	A	W	78-56
1/9/1993	2/nr	2/nr	H	W	109-62
1/22/1994	1/nr	1/nr	A	W	82-62
1/21/1995	2/nr	2/nr	H	W	81-58
2/10/1996	6/nr	6/nr	A	W	92-76
2/9/1997	9/nr	9/nr	H	W	104-39
2/9/1998	1/nr	1/nr	A	W	74-52
2/27/1998	1/nr	1/nr	N82	W	88-60
2/6/1999	1/nr	1/nr	H	W	94-53
2/17/2000	2/22	3/18	A	W	79-75
3/5/2000	2/17	2/19	N65	W	70-67
1/15/2001	2/21	2/21	H	W	66-59
2/14/2002	3/nr	4/nr	A	W	80-78
1/26/2003	4/14	4/13	H	W	82-68
3/8/2003	3/10	3/11	N107	W	76-75
1/11/2004	5/nr	5/nr	A	W	61-53
3/5/2004	1/nr	1/nr	N101	W	67-57
2/24/2005	5/nr	5/nr	H	W	78-56
1/15/2006	1/nr	1/nr	A	W	79-56
1/18/2007	4/nr	4/nr	H	W	73-44
2/7/2008	2/nr	2/nr	A	W	87-69
2/24/2008	3/nr	3/nr	H	W	72-46
1/15/2009	13/nr	15/nr	A	W	63-56
2/22/2009	13/nr	19/nr	H	W	82-68
1/10/2010	4/nr	4/nr	A	W	75-48
1/27/2011	5/nr	6/nr	H	W	81-55
2/16/2012	13/nr	10/nr	A	W	57-41
1/31/2013	9/nr	10/nr	H	W	88-45

**MISSOURI** **4-1**

1/14/1978	2/18		H	W	101-83
12/9/1978	1/19		A22	W	74-61
11/25/2010	4/nr	4/nr	N117	W	82-44
1/10/2013	9/nr	9/nr	H	W	84-39
2/3/2013	9/nr	10/nr	A	L	63-80

**MONTANA** **2-0**

11/28/1993	1/nr	1/nr	H	W	82-66
12/19/1994	1/nr	1/nr	A	W	66-61

**MONTCLAIR STATE** **0-1**

12/2/1977	1/7		N17	L	80-87
-----------	-----	--	-----	---	-------

**MTK BUDAPEST (HUNGARY)** **N/A**

11/30/1992			H	W-ex	84-70
------------	--	--	---	------	-------

**NEBRASKA** **2-0**

1/7/1980	5/nr		H	W	82-42
12/1/1984	12/nr		N43	W	77-58



# SERIES RECORDS

DATE	AP RANK UT/OPP	ESPN RANK UT/OPP	SITE	W/L	SCORE
<b>NEVADA-LAS VEGAS</b>					<b>1-0</b>
12/19/1979	3/15		A26	W	84-64

<b>NORTH CAROLINA</b>						<b>15-3</b>
3/9/1978	1/nr		A20	W	92-66	
2/3/1979	8/nr		H	W	95-57	
12/1/1979	4/nr		A	W	66-55	
1/26/1981	7/nr		H	W	76-72	
1/30/1982	nr/nr		A	W	76-62	
11/24/1982	4/nr		H	W	108-65	
1/2/1984	11/nr		A	W	75-59	
12/7/1984	16/nr		H	W	84-70	
1/11/1986	11/19	12/18	A	L	68-82	
1/4/1987	1/nr	1/22	H	W	87-68	
2/25/1988	3/nr	3/nr	A	W	88-65	
3/25/1993	2/17	2/18	N48	W	74-54	
3/23/1998	1/7	1/4	N83	W	76-70	
3/28/2006	6/1	6/1	N93	L	63-75	
12/3/2006	4/2	4/2	A	L	57-70	
4/1/2007	3/2	4/2	N93	W	56-50	
12/2/2007	1/5	1/4	H	W	83-79	
12/2/2012	16/22	14/nr	H	W	102-57	

<b>NORTH CAROLINA A&amp;T</b>						<b>1-0</b>
3/16/1994	1/nr	1/nr	H	W	111-37	

<b>NORTH CAROLINA STATE</b>						<b>12-3</b>
3/12/1976			N14	L	85-86	
1/2/1978	3/5		H	W	70-65	
3/11/1978	1/5		N20	W	64-62	
1/13/1979	4/8		A	W	79-66	
1/4/1980	5/8		H	W	67-58	
2/21/1981	7/15		A	W	72-63	
2/6/1983	6/19		H	W	91-78	
1/14/1984	8/16		A	L	59-65	
1/19/1985	nr/17		H	W	72-57	
1/13/1986	12/17	12/17	A	W	67-65	
12/6/1986	3/20	3/20	H	W	86-65	
12/1/1990	3/7	3/7	A	L	77-90	
1/29/2000	4/8	4/8	N93	W	83-63	
12/2/2001	2/8	2/9	N99	W	93-56	
11/21/2004	1/nr	1/nr	A	W	64-54	

<b>NORTH CAROLINA-CHARLOTTE</b>						<b>3-0</b>
3/1/1987	8/nr	8/nr	H	W	91-44	
12/2/1991	1/nr	1/nr	A	W	79-56	
12/9/1992	1/nr	2/nr	H	W	89-45	

<b>NORTH CAROLINA-GREENSBORO</b>						<b>0-2</b>
2/19/1972			N1	L	36-51	
2/13/1976			N1	L	79-81 (OT)	

<b>NORTHERN ILLINOIS</b>						<b>3-0</b>
12/20/1987	3/nr	4/nr	H	W	103-76	
2/5/1990	5/23	6/24	H	W	83-62	
1/24/1992	4/nr	4/nr	A	W	78-61	

<b>NORTHWESTERN</b>						<b>3-0</b>
1/20/1987	3/nr	3/nr	A	W	74-71	
1/5/1988	4/nr	4/nr	H	W	78-65	
3/20/1993	2/nr	2/nr	H	W	89-66	

<b>NOTRE DAME</b>						<b>20-3</b>
11/25/1983	5/nr		A39	W	71-56	
11/24/1984	14/nr		H	W	62-57	
12/9/1985	11/nr	14/nr	A	W	71-63	
2/14/1987	7/nr	8/nr	H	W	90-55	
2/3/1988	4/nr	4/nr	A	W	91-71	
2/20/1989	2/nr	3/nr	H	W	98-43	
12/3/1989	1/nr	1/nr	A	W	77-54	
2/9/1991	5/20	5/19	H	W	88-71	
1/12/1992	2/nr	3/nr	A	W	85-82	
1/4/1993	1/nr	1/nr	H	W	79-48	
1/7/1994	1/nr	1/nr	A	W	105-70	
11/19/1996	3/14	2/17	N75	W	72-59	
3/28/1997	10/15	11/14	N78	W	80-66	

DATE	AP RANK UT/OPP	ESPN RANK UT/OPP	SITE	W/L	SCORE
3/17/2002	6/nr	6/nr	H	W	89-50
12/28/2002	5/12	5/12	N106	W	77-61
11/30/2003	3/17	3/17	H	W	83-59
12/31/2005	1/12	1/11	A	W	62-51
12/30/2006	4/nr	4/nr	H	W	78-54
1/5/2008	3/14	3/14	A	W	87-63
3/30/2008	3/15	3/19	N125	W	74-64
3/28/2011	4/9	4/7	N121	L	59-73
1/23/2012	7/2	9/2	A	L	44-72
1/28/2013	9/2	10/3	H	L	67-77

<b>OHIO STATE</b>						<b>9-1</b>
12/18/1976	19/nr		N15	W	67-57	
12/12/1977	5/18		H	W	89-56	
12/12/1978	1/nr		H	W	88-74	
12/14/1978	1/nr		N15	W	69-59	
1/31/1980	6/nr		A	W	72-56	
12/17/1981	14/nr		N34	L	82-83 (2 OT)	
12/29/1990	7/nr	7/nr	N58	W	85-69	
11/21/1993	1/8	1/14	N66	W	80-45	
3/18/1996	4/nr	4/nr	H	W	97-65	
3/26/2011	4/18	4/24	N121	W	85-75	

<b>OKLAHOMA</b>						<b>5-1</b>
11/10/2002	2/22	2/19	H	W	94-68	
12/21/2003	2/13	2/15	A	W	71-55	
11/15/2007	1/9	1/8	N122	W	70-67	
2/2/2009	12/2	15/2	A125	L	70-80	
1/3/2010	4/14	4/15	H	W	96-75	
3/31/2013	10/nr	9/nr	N125	W	74-59	

<b>OKLAHOMA STATE</b>						<b>1-0</b>
12/4/1992	2/nr	2/nr	N56	W	69-60	

<b>OLD DOMINION</b>						<b>36-9</b>
3/11/1977	10/12		N3	W	61-60	
2/10/1979	6/1		A	L	56-71	
3/10/1979	8/1		H	L	72-74	
1/26/1980	4/2		H	L	54-61	
3/8/1980	3/1		N27	L	67-68	
3/23/1980	2/1		N28	L	53-68	
2/16/1981	7/2		A	W	76-70	
3/14/1981	3/6		A32	W	65-64	
3/27/1981	2/3		N33	W	68-65	
12/2/1981	7/2		A	L	54-66	
2/14/1982	13/4		H	W	62-58	
11/30/1982	4/3		H	L	72-78 (OT)	
2/14/1983	4/9		A	L	66-90	
11/29/1983	5/11		H	W	67-63	
1/25/1985	nr/1	18/1	A	W	67-64	
2/20/1986	15/nr	12/nr	H	W	79-68	
1/7/1987	2/nr	2/nr	A	W	99-90	
11/28/1987	1/18	1/18	N54	W	83-52	
1/14/1988	4/nr	4/nr	H	W	91-68	
1/4/1989	1/nr	1/24	A	W	93-58	
1/6/1990	5/22	5/21	H	W	81-61	
3/18/1990	4/nr	4/nr	H	W	87-68	
1/6/1991	5/nr	5/nr	A	W	93-62	
2/4/1992	4/nr	4/nr	H	W	75-59	
2/2/1993	1/nr	1/nr	A	W	68-60	
1/13/1994	1/nr	1/nr	H	W	90-49	
1/24/1995	2/nr	2/nr	A	W	77-54	
1/11/1996	4/15	5/15	H	W	69-47	
1/7/1997	9/2	9/4	A	L	72-83	
3/30/1997	10/2	11/3	N78	W	68-59	
2/7/1998	1/3	1/3	H	W	85-61	
1/19/1999	1/12	1/11	A	W	77-61	
1/3/2000	2/21	2/19	H	W	113-55	
1/28/2001	3/nr	3/nr	A	W	87-70	
1/8/2002	2/25	3/nr	H	W	74-62	
1/7/2003	5/nr	5/nr	A	W	91-63	
1/4/2004	5/nr	5/nr	H	W	66-42	
1/2/2005	8/nr	8/nr	A	W	68-58	
1/2/2006	1/nr	1/nr	H	W	83-67	
12/22/2006	5/nr	5/nr	A	W	75-59	
12/5/2007	1/25	1/nr	H	W	83-51	

GENERAL

STAFF

PLAYERS

REVIEW

HISTORY

FACILITIES

NCAA

SEC

RECORDS

MEDIA INFO



## SERIES RECORDS

DATE	AP RANK UT/OPP	ESPN RANK UT/OPP	SITE	W/L	SCORE
12/18/2008	11/nr	13/nr	A	W	81-76
12/30/2009	4/nr	4/nr	H	W	102-62
12/5/2010	9/nr	8/nr	A	W	74-44
12/28/2011	7/nr	8/nr	H	W	90-37
<b>ORAL ROBERTS</b>					<b>2-0</b>
3/23/2008	3/nr	3/nr	N124	W	94-55
3/23/2013	10/nr	9/nr	H	W	83-62
<b>OREGON</b>					<b>1-0</b>
3/17/1997	10/nr	11/nr	H	W	76-59
<b>OREGON STATE</b>					<b>2-0</b>
12/18/1981	14/nr		N34	W	73-62
12/16/1987	3/nr	4/nr	A	W	91-56
<b>PENN STATE</b>					<b>8-1</b>
12/30/1978	5/11		N23	W	74-72
2/7/1982	20/14		H	W	98-74
1/30/1983	8/19		A	W	75-60
1/29/1984	9/nr		H	W	68-65
1/27/1985	nr/12	18/10	A	L	74-79
12/28/1991	3/7	3/7	H61	W	82-81
12/10/1994	1/7	1/6	N68	W	78-74
12/3/1995	3/12	2/12	N70	W	79-67
3/29/2003	4/15	4/16	H	W	86-58
<b>PEPPERDINE</b>					<b>1-0</b>
11/13/2011	3/nr	3/nr	H	W	89-57
<b>PESARO (ITALY)</b>					<b>N/A</b>
8/10/2003			N109	W-ex	58-13
<b>PITTSBURGH</b>					<b>4-0</b>
12/16/1977	5/nr		N15	W	83-55
1/28/1983	8/nr		A	W	73-60
1/4/1984	11/nr		H	W	88-64
3/20/2007	3/nr	4/nr	A	W	68-54
<b>POLISH NATIONAL TEAM</b>					<b>N/A</b>
12/2/1980			H	W-ex	76-49
<b>PORTLAND</b>					<b>2-0</b>
11/30/1997	1/nr	1/nr	A	W	74-51
11/13/1998	1/nr	1/nr	H	W	94-57
<b>PRAGUE UNIV. (CZECHOSLOVAKIA)</b>					<b>N/A</b>
6/17/1987			N53	L-ex	62-85
<b>PREMIER PLAYERS</b>					<b>N/A</b>
11/16/2002			H	W-ex	95-76
<b>PRINCETON</b>					<b>1-0</b>
12/20/2005	1/nr	1/nr	H	W	107-39
<b>PROVIDENCE</b>					<b>3-0</b>
11/29/1986	3/nr	3/nr	N49	W	86-70
1/25/1993	2/nr	2/nr	H	W	93-50
2/11/1994	2/nr	2/nr	A	W	83-73
<b>PUERTO RICO-MAYAGUEZ</b>					<b>1-0</b>
11/29/2002	4/nr	5/nr	A	W	136-26
<b>PURDUE</b>					<b>7-1</b>
12/6/1994	1/15	1/13	H	W	81-63
12/2/1995	3/7	2/5	N70	W	81-63
12/8/1995	2/10	2/10	A71	W	82-68
1/17/1997	9/nr	9/nr	H	W	72-60
11/15/1998	1/5	1/5	A85	L	68-78
12/2/1999	3/17	3/17	H	W	72-66
3/22/2005	3/nr	3/nr	H	W	75-54
3/25/2008	3/nr	3/nr	A124	W	78-52
<b>RADFORD</b>					<b>1-0</b>
3/16/1996	4/nr	4/nr	H	W	97-56

DATE	AP RANK UT/OPP	ESPN RANK UT/OPP	SITE	W/L	SCORE
<b>REMUS AUSTRIA POWER</b>					<b>N/A</b>
11/4/2001			H	W-ex	108-69
<b>RICE</b>					<b>1-0</b>
11/15/2012	24/nr	20/nr	H	W	101-48
<b>RICHMOND</b>					<b>1-0</b>
1/14/1991	2/nr	3/nr	H	W	80-54
<b>ROANOKE</b>					<b>1-0</b>
3/8/1974			N11	W	68-47
<b>ROMANIAN NATIONAL TEAM</b>					<b>N/A</b>
8/15/2003			N110	W-ex	88-74
<b>ROQUE-BRUEN (FRANCE)</b>					<b>N/A</b>
8/22/1999			A92	W-ex	114-45
<b>RUTGERS</b>					<b>19-3</b>
3/16/1979	6/3		N24	W	79-69
1/23/1982	nr/3		A	L	57-68
1/19/1983	8/16		H	W	81-61
12/30/1988	1/10	1/11	A57	W	93-53
3/21/1992	2/nr	2/nr	H	W	97-56
1/19/1993	2/nr	2/nr	H	W	93-74
1/17/1994	1/nr	1/nr	A	L	77-87
3/21/1998	1/nr	1/nr	N83	W	92-60
1/3/1999	2/15	2/13	N87	W	68-54
3/31/2000	2/8	2/8	N95	W	64-54
1/2/2001	2/9	2/10	N87	W	58-51
12/11/2003	2/nr	2/25	H	W	59-49
12/29/2004	8/24	8/nr	A	L	51-65
3/29/2005	3/9	3/10	N115	W	59-49
3/26/2006	6/9	6/9	N93	W	76-69
4/3/2007	3/15	4/18	N93	W	59-46
2/11/2008	1/5	2/7	H	W	59-58
1/3/2009	8/15	12/14	A	W	55-51
12/13/2009	4/nr	3/nr	N87	W	68-54
12/30/2010	5/nr	6/nr	H	W	87-51
12/13/2011	6/11	6/11	A	W	67-61
12/30/2012	13/nr	15/nr	H	W	66-47
<b>SAINT LOUIS</b>					<b>1-0</b>
12/1/2002	4/nr	5/nr	N105	W	75-40
<b>SAN FRANCISCO</b>					<b>2-0</b>
11/15/2008	7/nr	6/nr	H	W	68-39
12/22/2009	4/nr	4/nr	A	W	89-34
<b>SAN JOSE STATE</b>					<b>1-0</b>
12/15/1979	3/nr		A	W	81-70
<b>SANTA CLARA</b>					<b>1-0</b>
12/16/1991	3/nr	1/nr	A	W	73-71
<b>SHORTER</b>					<b>1-0</b>
1/11/1975			H	W	109-74
<b>SOLNA (SWEDEN)</b>					<b>N/A</b>
1/4/1992			N62	W-ex	70-65
<b>SOUTH CAROLINA</b>					<b>46-3</b>
2/18/1972			N1	W	44-30
3/10/1973			N6	L	54-59
2/16/1974			N1	W	72-45
1/15/1979	4/nr		H	W	62-54
3/9/1979	8/15		H	W	76-64
1/23/1980	4/8		A	L	52-56
3/7/1980	3/7		A27	W	67-54
3/21/1980	2/4		N28	W	75-72
1/12/1981	9/10		H	W	65-54
1/25/1982	nr/12		A	W	87-81
12/4/1982	4/13		N36	W	84-62
2/16/1983	4/nr		H	W	87-67
2/8/1984	7/nr		A	W	71-66
2/18/1985	20/nr	24/nr	H	W	66-58

# SERIES RECORDS

DATE	AP RANK UT/OPP	ESPN RANK UT/OPP	SITE	W/L	SCORE
1/6/1986	11/nr	13/nr	A	W	70-54
2/19/1987	9/nr	8/nr	H	W	80-56
1/20/1988	4/nr	4/nr	A	W	85-80
2/4/1989	2/17	2/17	H	W	60-54
1/25/1990	3/15	3/15	A	W	70-69
1/24/1991	4/nr	4/nr	H	W	77-61
1/15/1992	2/nr	2/nr	A	W	78-58
2/18/1993	1/nr	1/nr	H	W	100-57
2/8/1994	2/nr	2/nr	A	W	91-75
1/12/1995	1/nr	1/nr	H	W	72-55
2/15/1996	5/nr	5/nr	A	W	79-73 (OT)
2/11/1997	8/nr	9/nr	H	W	90-59
2/28/1997	8/nr	11/nr	N65	W	75-48
1/6/1998	1/nr	1/nr	A	W	94-52
1/7/1999	2/nr	2/nr	H	W	87-58
1/14/2000	2/nr	2/nr	A	W	92-76
1/11/2001	2/nr	2/nr	H	W	99-45
1/17/2002	2/8	3/8	A	W	80-61
1/23/2003	4/15	4/14	H	W	97-78
1/15/2004	5/nr	5/nr	A	W	86-58
2/8/2004	1/nr	1/nr	H	W	72-58
1/27/2005	5/nr	6/nr	A	W	68-53
2/17/2005	6/nr	6/nr	H	W	74-44
1/4/2006	1/nr	1/nr	A	W	66-51
2/1/2007	3/nr	3/nr	H	W	72-36
3/2/2007	2/nr	2/nr	N119	W	81-63
1/13/2008	2/nr	2/nr	A	W	71-48
1/18/2009	13/nr	15/nr	H	W	68-56
1/7/2010	4/nr	4/nr	H	W	79-62
1/31/2010	5/nr	5/nr	A	W	60-55
1/20/2011	5/nr	6/nr	A	W	71-56
2/17/2011	4/nr	4/nr	H	W	82-60
2/2/2012	8/nr	8/nr	H	L	60-64
3/3/2012	13/25	10/rv	N101	W	74-58
1/3/2013	12/18	13/15	A	W	73-53

<b>SOUTH CAROLINA STATE</b>					<b>2-0</b>
3/19/1983	9/nr		H	W	86-51
11/22/1983	5/nr		H	W	85-69

<b>SOUTH KOREAN NATIONAL TEAM</b>					<b>N/A</b>
6/19/1987			N53	L-ex	74-86

<b>SOUTHERN CALIFORNIA</b>					<b>8-7</b>
2/2/1981	10/8		H	W	78-71
12/9/1981	10/4		A	L	70-86
3/21/1982	8/5		H	W	91-90 (OT)
12/6/1982	5/1		H	L	71-81
11/26/1983	5/1		N39	L	64-78
12/8/1983	7/1		A	L	66-81
4/1/1984	15/5		N41	L	61-72
1/8/1985	nr/6		H	W	71-60
12/13/1985	11/4	15/3	A	L	77-85
3/28/1986	15/3	5/2	N6	L	59-83
12/28/1986	1/7	1/7	N50	W	89-75
12/6/1988	1/17	1/18	H	W	102-69
12/22/1989	4/nr	1/nr	A	W	87-53
11/18/2001	2/nr	2/nr	H	W	106-66
12/14/2002	4/nr	5/nr	A	W	71-39

<b>SOUTHERN ILLINOIS</b>					<b>2-0</b>
11/19/1984	14/nr		N42	W	56-54
1/23/1989	2/nr	2/nr	H	W	78-44

<b>SOUTHWEST MISSOURI STATE</b>					<b>1-0</b>
3/17/1991	4/nr	3/nr	H	W	55-47

<b>SOVIET NATIONAL TEAM</b>					<b>N/A</b>
11/29/1979			H	L-ex	59-102

<b>ST. JOHN'S</b>					<b>1-0</b>
12/3/1982	4/nr		N36	W	69-56

<b>ST. JOSEPH'S</b>					<b>5-0</b>
12/27/1986	1/nr	1/21	N50	W	76-66
11/25/1995	4/nr	2/nr	H	W	75-54

DATE	AP RANK UT/OPP	ESPN RANK UT/OPP	SITE	W/L	SCORE
1/2/1997	8/nr	8/nr	A	W	64-52
11/16/1998	4/nr	1/nr	H	W	108-63
12/19/1999	2/nr	2/nr	A	W	82-59

<b>ST. MARY'S (CA)</b>					<b>1-0</b>
3/18/2001	3/nr	3/nr	H	W	92-75

<b>ST. MARY'S NURSING</b>					<b>1-0</b>
1/18/1974			H	W	53-39

<b>STANFORD</b>					<b>22-8</b>
12/18/1988	1/5	1/5	H	W	83-60
12/15/1989	2/3	2/3	A	L	71-85
11/25/1990	6/2	6/2	H	W	95-80
12/30/1990	7/8	7/8	N58	W	84-77
3/30/1991	4/11	3/10	N59	W	68-60
12/14/1991	1/3	1/3	A	L	95-96 (OT)
12/6/1992	2/1	2/1	N56	W	74-73 (OT)
12/21/1992	1/2	1/2	H	W	84-79
12/3/1993	1/9	1/8	A	W	81-75
12/1/1994	1/2	1/2	H	W	105-69
12/16/1995	2/9	2/9	A	L	72-90
12/15/1996	5/1	1/5	H	L	65-82
11/29/1997	1/11	1/10	N79	W	88-70
12/19/1998	2/nr	2/nr	H	W	98-62
11/26/1999	5/23	5/22	A	W	79-73
12/17/2000	2/15	2/22	H	W	63-58
12/16/2001	2/6	2/5	A	W	68-62
12/18/2002	4/5	4/5	H	W	71-56
12/14/2003	2/6	2/5	A	W	70-66 (OT)
3/30/2004	2/10	3/8	N112	W	62-60
12/21/2004	9/2	10/2	H	W	70-67
12/4/2005	2/12	1/11	A	W	74-67
11/24/2006	4/11	4/11	H	W	77-60
12/22/2007	1/5	1/4	A	L	69-73 (OT)
4/8/2008	3/4	3/4	N122	W	64-48
12/21/2008	11/3	13/4	H	W	79-69 (OT)
12/19/2009	3/2	3/2	A	L	52-67
12/19/2010	6/3	6/2	H	W	82-72 (OT)
12/20/2011	6/4	6/4	A	L	80-97

<b>STEPHEN F. AUSTIN</b>					<b>3-3</b>
12/15/1978	1/5		N15	L	60-69
1/14/1980	5/2		H	W	79-69
12/13/1980	3/17		A	L	68-72
11/22/1981	2/18		H	W	74-80
12/11/1982	5/nr		A	W	76-67
12/5/1992	2/8	2/8	N56	W	94-71

<b>STETSON</b>					<b>5-0</b>
12/3/1987	1/nr	1/nr	H	W	102-59
1/9/1989	2/nr	1/nr	A	W	97-62
11/26/1989	1/nr	1/nr	H	W	112-39
11/20/2005	2/nr	1/nr	H	W	83-33
3/19/2011	4/nr	4/nr	H	W	99-34

<b>STOCKHOLM HUMAN RIGHTS (08)</b>					<b>N/A</b>
11/3/2002			H	W-ex	116-50

<b>SULLINS</b>					<b>1-1</b>
2/24/1923			A	L	12-15
3/5/1969			H	W	70-34

<b>TCU</b>					<b>4-0</b>
11/27/2000	2/nr	2/nr	A	W	83-61
2/11/2003	3/nr	3/nr	H	W	86-72
1/2/2004	5/19	5/19	A	W	74-66
12/19/2004	9/nr	10/nr	H	W	82-55

<b>TEMPLE</b>					<b>2-0</b>
11/28/2004	1/nr	1/nr	H	W	52-48
12/28/2005	1/22	1/21	A	W	75-50

<b>TENNESSEE SCHOOL FOR THE DEAF</b>					<b>0-0-1</b>
1/16/1909			H	T	12-12

GENERAL

STAFF

PLAYERS

REVIEW

HISTORY

FACILITIES

NCAA

SEC

RECORDS

MEDIA INFO



SERIES RECORDS

DATE	AP RANK UT/OPP	ESPN RANK UT/OPP	SITE	W/L	SCORE
<b>TENNESSEE STATE 2-0</b>					
2/17/1986	15/nr	14/nr	H	W	114-63
2/27/1988	3/nr	3/nr	H	W	104-51
<b>TENNESSEE TECH 16-12</b>					
1/23/1969			H	W	45-43
1/28/1970			A	L	45-59
2/11/1970			H	L	48-60
3/3/1973			N5	L	45-48
3/10/1973			N6	L	49-61
2/9/1974			A	W	65-51
3/2/1974			A10	L	51-54 (OT)
1/27/1975			A	L	73-96
2/4/1975			H	L	74-76
1/24/1976			A13	L	61-83
2/6/1976			H	L	84-89 (OT)
3/4/1976			N4	L	76-91
2/7/1977	12/6		A	L	65-70
2/25/1977	12/6		H	W	80-67
3/4/1977	12/6		A10	L	70-76
3/12/1977			N3	W	72-59
12/3/1977			N17	W	65-60
12/16/1977	5/nr		N15	W	79-64
1/18/1978	3/nr		A	W	82-81 (OT)
2/18/1978	1/nr		H18	W	80-64
3/4/1978	1/nr		N19	W	92-73
2/15/1979	6/nr		H	W	80-75
3/3/1979	8/nr		H	W	85-60
2/12/1980	4/nr		A	W	68-66
3/1/1980	4/20		A10	W	83-66
2/12/1981	7/nr		H	W	69-63
3/15/1987	7/nr	7/nr	H	W	95-59
2/2/1991	3/nr	3/nr	H	W	94-67
<b>TENNESSEE TECH JV 1-0</b>					
1/23/1976			A13	W	74-51
<b>TENNESSEE-MARTIN 14-2</b>					
3/4/1971			N3	L	26-39
3/2/1972			H	L	42-53
3/2/1973			N5	W	59-57 (OT)
3/3/1973			N5	W	61-57 (OT)
2/7/1975			A	W	92-76
12/10/1975			H	W	77-50
3/5/1976			N4	W	77-62
2/12/1979	6/nr		H	W	124-60
3/2/1979	8/nr		H	W	96-51
2/16/1980	4/nr		A	W	69-55
2/28/1980	4/nr		N10	W	81-35
2/26/1981	4/nr		N3	W	71-41
11/23/1997	1/nr	1/nr	A	W	73-32
11/19/1999	5/nr	2/nr	H	W	133-60
12/5/2006	6/nr	5/nr	H	W	85-29
3/17/12	9/nr	7/nr	N128	W	72-49
<b>TEXAS 22-12</b>					
12/8/1978	1/10		N22	W	84-60
12/9/1982	5/10		A	L	59-74
12/1/1983	5/4		H	L	65-66
12/11/1984	15/2		A	L	60-91
12/1/1985	11/1	11/1	H	L	52-74
12/14/1986	3/1	3/1	A	W	85-78
12/29/1986	1/2	1/2	N50	L	74-88
12/9/1987	1/2	1/2	H	L	78-97
1/31/1989	2/11	2/11	A	L	67-69
1/20/1990	3/6	3/7	H	W	76-70
2/23/1991	4/15	4/15	A	W	64-55
12/19/1991	3/19	3/19	N60	W	86-72
2/25/1992	2/24	2/nr	H	W	86-68
2/2/1993	1/3	1/3	A	W	72-58
1/25/1994	2/nr	2/nr	H	W	94-60
12/28/1994	1/nr	1/nr	A	W	66-54
12/10/1995	2/nr	2/nr	H	W	83-67
12/21/1996	6/13	6/16	A	W	68-65 (OT)
12/3/1997	1/nr	1/nr	H	W	98-64
11/28/1998	3/nr	3/nr	A	W	86-65

DATE	AP RANK UT/OPP	ESPN RANK UT/OPP	SITE	W/L	SCORE
12/30/1999	2/25	2/nr	H	W	106-76
12/22/2000	2/15	2/22	A	W	67-59
2/12/2002	3/18	4/17	H	L	66-69
12/21/2002	4/22	4/21	A	L	62-63
12/28/2003	2/5	2/5	H	L	60-70
11/25/2004	1/4	1/4	A	L	59-74
12/1/2005	2/16	1/18	H	W	102-61
12/17/2006	5/23	5/24	A	W	67-46
11/18/2007	1/21	1/22	H	W	92-67
12/14/2008	7/6	10/5	A	L	59-73
12/6/2009	6/17	5/17	H	W	78-58
12/12/2010	8/21	7/24	A	W	92-77
12/4/2011	8/21	8/22	H	W	73-57
12/16/2012	13/18	12/20	A	W	94-75
<b>TEXAS A&amp;M 3-1</b>					
12/19/1997	1/nr	1/nr	N81	W	105-81
4/1/2008	3/8	3/9	N125	W	53-45
2/28/2013	8/13	8/15	H	W	82-72
3/9/2013	9/19	9/19	N119	L	62-66
<b>TEXAS TECH 6-0</b>					
3/25/1995	3/5	2/6	H	W	80-59
11/27/1995	3/10	2/14	H	W	81-44
12/18/1996	6/11	6/10	A	W	79-71
3/27/2000	2/11	2/11	N94	W	57-44
3/27/2005	3/14	3/14	N115	W	75-59
11/17/2009	6/nr	5/nr	N126	W	91-53
<b>TOLEDO 1-0</b>					
12/18/1985	13/nr	14/nr	N47	W	81-63
<b>TUSCULUM 1-0</b>					
2/15/1926			A	W	37-12
<b>UCLA 18-1</b>					
1/5/1979	5/4		H	W	88-74
3/25/1979	3/6		N25	W	104-86
12/13/1979	3/11		A	W	80-77
1/3/1981	7/8		H	L	62-65
12/13/1981	14/17		A	W	71-66
12/10/1983	7/nr		A	W	73-70
1/6/1985	nr/nr		H	W	72-57
12/15/1985	13/nr	15/nr	A	W	68-64
12/20/1986	1/nr	1/nr	H	W	81-58
12/13/1987	1/nr	1/nr	A	W	89-63
12/20/1988	1/nr	1/nr	H	W	82-50
12/17/1989	2/nr	2/nr	A	W	77-55
12/16/1990	10/nr	8/nr	H	W	113-86
12/21/1998	2/8	2/8	H	W	100-77
11/28/1999	5/4	5/4	A	W	88-77
11/16/2006	5/20	4/21	H	W	83-60
12/19/2007	1/nr	1/nr	A	W	82-70
11/28/2009	6/nr	5/nr	H	W	61-47
12/17/2011	6/nr	6/nr	A	W	85-64
<b>UNIMEP SAO PAULO (BRAZIL) N/A</b>					
6/14/1987			A	L-ex	71-104
<b>UNION (KY.) 1-1</b>					
3/11/1922			A	L	8-14
3/1/1969			N2	W	43-23
<b>UNION (TENN.) 0-3</b>					
2/8/1975			A	L	67-80
2/27/1975			N12	L	90-95
3/1/1975			N12	L	93-94
11/7/2010			H	W-ex	86-53
11/8/2011			H	W-ex	93-45
<b>UNITED STATES ARMED FORCES N/A</b>					
11/4/1997			H	W-ex	111-54

# SERIES RECORDS

DATE	AP RANK UT/OPP	ESPN RANK UT/OPP	SITE	W/L	SCORE
<b>UNITED STATES NATIONAL TEAM</b>					<b>N/A</b>
11/22/1995			H	L-ex	58-82
11/7/1999			H	W-ex	65-64
11/4/2007			H	L-ex	83-72
<b>VALDOSTA STATE</b>					<b>3-1</b>
3/18/1978	1/8		N21	L	80-83
1/27/1979	7/14		H	W	93-73
1/12/1980	5/nr		A	W	72-65
11/29/1980	3/nr		N29	W	99-84
<b>VALENCIENNES-ORCHIES (FRANCE)</b>					<b>N/A</b>
8/15/1999			A88	W-ex	71-68
<b>VANDERBILT</b>					<b>62-8</b>
1/18/1976			A	W	96-27
11/21/1979	4/nr		A	W	77-53
12/6/1981	10/nr		H	W	99-77
1/4/1982	20/nr		A	W	80-63
2/26/1982	8/nr		N6	W	80-75
1/12/1983	11/nr		H	W	98-70
2/19/1983	4/nr		A	W	94-79
2/5/1984	7/nr		A	W	82-73
2/26/1984	10/nr		H	W	74-72
1/16/1985	nr/nr		A	L	77-84
2/16/1985	nr/nr	24/nr	H	W	82-71
2/15/1986	14/nr	14/nr	H	W	94-81
2/4/1987	5/14	6/13	A	L	76-77
1/17/1988	4/nr	4/20	H	W	104-67
1/26/1989	2/nr	2/23	A	W	80-60
2/22/1990	4/nr	4/nr	H	W	88-77
12/6/1990	6/nr	6/nr	A	L	66-80
3/2/1991	4/nr	4/nr	N51	W	62-60
2/2/1992	4/13	4/11	H	W	70-53
1/30/1993	2/1	2/1	A	W	73-68
1/31/1994	2/9	2/10	A	W	84-82
2/13/1994	2/12	2/11	H	W	79-57
3/7/1994	1/13	1/13	N65	W	82-57
12/31/1994	1/8	1/9	A	W	72-70
2/12/1995	2/7	2/7	H	W	75-55
3/6/1995	2/9	2/11	N65	L	61-67
1/19/1996	6/2	5/2	H	W	85-82
2/25/1996	5/10	5/9	A	W	79-71
1/19/1997	9/7	9/7	A	W	92-79 (OT)
2/17/1997	8/15	8/13	H	W	64-59
1/25/1998	1/9	1/8	H	W	86-54
2/16/1998	1/14	1/11	A	W	91-60
2/28/1998	1/14	1/13	N82	W	106-45
2/7/1999	1/nr	1/nr	A	W	66-60
2/18/1999	1/nr	1/nr	H	W	89-53
2/4/2000	4/nr	4/nr	H	W	78-52
2/24/2000	2/nr	3/nr	A	W	59-57
3/4/2000	2/nr	3/nr	N65	W	61-53
1/23/2001	3/16	3/17	A	W	70-64
2/22/2001	1/18	1/17	H	W	70-66
3/5/2001	1/15	1/15	N94	L	74-77
2/2/2002	2/8	2/6	A	L	59-76
2/16/2002	3/6	4/6	H	W	75-68
3/25/2002	6/4	6/4	N102	W	68-63
2/2/2003	4/17	4/17	A	W	81-67
2/27/2003	3/17	3/18	H	W	91-71
1/22/2004	2/nr	2/nr	H	W	79-54
2/15/2004	3/nr	3/nr	A	W	94-88
1/16/2005	8/17	10/15	A	W	79-65
2/13/2005	5/21	5/20	H	W	72-63
3/5/2005	5/18	4/17	N114	W	76-73
1/19/2006	1/19	1/19	A	W	80-68
2/12/2006	5/22	5/20	H	W	70-67
1/25/2007	4/15	4/14	A	W	67-57
2/25/2007	2/12	2/12	H	W	73-53
1/20/2008	2/nr	2/nr	H	W	79-63
2/17/2008	1/25	1/nr	A	W	81-68
3/8/2008	3/21	3/22	N101	W	63-48
1/11/2009	7/24	11/24	A	L	58-74
3/1/2009	18/19	23/21	H	W	75-66
1/17/2010	4/nr	4/22	H	W	64-57

DATE	AP RANK UT/OPP	ESPN RANK UT/OPP	SITE	W/L	SCORE
2/8/2010	5/nr	5/22	A	W	69-60
3/6/2010	4/nr	4/nr	N119	W	68-49
1/15/2011	5/nr	5/nr	H	W	68-56
2/13/2011	4/nr	4/nr	A	W	65-57
1/15/2012	6/25	7/24	H	W	87-64
2/9/2012	11/nr	11/25	A	L	79-93
3/2/2012	13/25	10/nr	N101	W	68-57
1/24/2013	9/nr	9/nr	A	W	83-75
2/17/2013	12/nr	10/nr	H	W	83-64
<b>VERMONT</b>					<b>2-0</b>
11/24/1996	3/nr	2/nr	A76	W	87-58
11/25/1997	1/nr	1/nr	H	W	92-52
<b>VILLANOVA</b>					<b>1-0</b>
3/31/2003	4/11	4/12	H	W	73-49
<b>VIRGINIA</b>					<b>13-3</b>
3/10/1981	3/nr		H	W	81-54
3/16/1985	13/nr	15/21	H	W	65-55
3/19/1987	7/11	7/11	H	W	66-58
3/26/1988	1/10	1/10	N32	W	84-76
3/23/1989	1/nr	1/19	N45	W	80-47
3/24/1990	4/12	5/4	N32	L	75-79 (OT)
3/31/1991	4/2	3/2	N59	W	70-67 (OT)
12/9/1994	1/12	1/12	N68	W	84-73
11/19/1995	6/3	6/2	H69	W	78-51
3/25/1996	4/11	4/10	A72	W	52-46
3/25/2000	2/19	2/19	N94	W	77-56
3/24/2003	4/nr	4/nr	H	W	81-51
11/17/2008	5/16	6/15	H	L	82-83
11/22/2009	6/12	5/17	A	W	77-63
11/18/2010	4/nr	4/nr	H	W	85-73
11/20/2011	3/nr	3/nr	A	L	64-69 (OT)
<b>VIRGINIA STATE</b>					<b>0-1</b>
2/21/1925			H	L	18-39
<b>VIRGINIA TECH</b>					<b>7-0</b>
1/4/1983	12/nr		A	W	56-47
1/10/1984	8/nr		H	W	77-63
11/28/1989	1/nr	1/nr	H	W	81-55
12/3/1990	6/nr	3/nr	A	W	64-54
1/20/1994	1/nr	1/nr	H	W	88-51
2/22/1995	2/nr	2/nr	A	W	66-33
3/20/1999	2/13	2/15	N25	W	68-52
<b>VISBY (SWEDEN)</b>					<b>N/A</b>
11/8/1998			H	W-ex	100-60
<b>WAKE FOREST</b>					<b>2-0</b>
3/19/1988	1/nr	1/23	H	W	94-66
12/29/1988	1/nr	1/24	N57	W	82-61
<b>WALTERS STATE CC</b>					<b>1-0</b>
1/19/1976			H	W	82-57
<b>WASHINGTON</b>					<b>1-0</b>
11/26/1988	1/13	1/13	N56	W	70-48
<b>WASHINGTON STATE</b>					<b>1-0</b>
12/16/1981	14/nr		N34	W	55-46
<b>WEST COAST ALL-STARS</b>					<b>N/A</b>
11/9/2003			H	W-ex	86-57
11/14/2004			H	W-ex	77-36
<b>WEST VIRGINIA</b>					<b>6-0</b>
11/22/1982	4/nr		H	W	93-70
11/19/1983	5/nr		N38	W	52-47
1/12/1985	nr/nr		H	W	61-59
1/4/1986	11/nr	13/nr	A	W	74-58
12/20/2006	5/nr	5/nr	H	W	66-51
11/21/2007	1/15	1/17	N123	W	67-49

GENERAL  
STAFF  
PLAYERS  
REVIEW  
HISTORY  
FACILITIES  
NCAA  
SEC  
RECORDS  
MEDIA INFO



**SERIES RECORDS**

DATE	AP RANK UT/OPP	ESPN RANK UT/OPP	SITE	W/L	SCORE
<b>WESTERN CAROLINA 10-7</b>					
1/18/1969			A	L	46-77
2/8/1969			H	L	44-60
2/6/1970			A	L	*
2/14/1970			H	*	*
1/22/1971			A	L	26-43
2/19/1972			NI	W	48-44
2/22/1972			H	L	43-54
2/20/1973			A	W	48-46
2/19/1974			H	W	72-45
3/9/1974			NI1	W	66-51
1/22/1975			A	W	69-66
2/14/1975			NI	L	82-86
12/3/1975			H	W	62-44
1/14/1976			A	L	72-77
1/14/1977	13/nr		HG	W	82-62
2/17/1977	12/nr		NI	W	85-48
3/20/2005	3/nr	3/nr	H	W	94-43
11/25/2008	9/nr	12/nr	H	W	83-56

<b>WESTERN KENTUCKY 7-1</b>					
11/20/1984	14/nr		A42	W	70-62
2/20/1985	20/11	23/10	H	W	77-72
2/24/1989	2/nr	2/nr	A	W	76-57
1/4/1990	5/nr	5/nr	H	W	78-58
3/21/1991	4/10	3/11	H	W	68-61
3/26/1992	2/15	2/15	N63	L	70-75
3/23/1995	3/9	2/7	H	W	87-65
3/16/1998	1/15	1/18	H	W	82-62

<b>WESTERN MICHIGAN 2-0</b>					
1/1/1989	1/nr	1/nr	H	W	84-39
12/1/1989	1/nr	1/nr	A	W	98-57

<b>WETZIKON BBC (SWITZERLAND) N/A</b>					
8/17/1999			A89	W-ex	104-37

<b>WINTHROP 2-1</b>					
2/15/1969			A1	W	31-29
2/16/1974			A1	W	60-45
3/9/1974			NI1	L	53-55

<b>WISCONSIN 5-0</b>					
2/8/1996	6/8	6/11	A	W	72-61
2/4/1997	9/23	9/16	H	W	78-74
12/20/1997	1/9	1/10	N81	W	87-66
12/5/1999	3/25	3/nr	A	W	85-62
12/3/2000	2/18	2/nr	H	W	90-66

<b>WISCONSIN-GREEN BAY 1-0</b>					
11/26/1996	5/nr	5/nr	H	W	71-36

<b>XAVIER 0-1</b>					
3/24/2001	3/12	3/11	N98	L	65-80

<b>YOUNGSTOWN STATE 2-0</b>					
2/10/1992	3/nr	4/nr	H	W	100-72
2/9/1993	1/nr	1/nr	A	W	78-54

**TOURNEYS/NEUTRAL SITES**

1-Winthrop Invitational; 2-Carson-Newman Invitational; 3-at Memphis State; 4-at East Tennessee State; 5-at Maryville; 6-at Kentucky; 7-Tennessee Invitational; 8-at Lenoir City, Tenn.; 9-at Carson-Newman; 10-at Tennessee Tech; 11-at Madison; 12-at Lambuth; 13-Tennessee Tech Invitational; 14-at Western Carolina; 15-Mississippi University for Women Christmas Invitational; 16-at Minnesota; 17-Lady Statesman Invitational at Delta State; 18-Lady Vol Classic; 19-at Tennessee-Martin; 20-at North Carolina; 21-at Delta State; 22-Midwestern Classic at Missouri; 23-Orange Bowl Classic, Miami, Fla.; 24-at Fordham; 25-at Greensboro (Coliseum), N.C.; 26-Nike Tournament of Champions at Nevada-Las Vegas; 27-at South Carolina; 28-at Central Michigan; 29-Lady Sunshine Classic, Sanford, Fla.; 30-at Marietta, Ga.; 31-at Louisiana State; 32-at Old Dominion; 33-at Oregon; 34-Giusti Tournament of Champions at Portland State; 35-at Norfolk, Va.; 36-Coca-Cola Classic at Detroit; 37-at Notre Dame; 38-at Parkersburg, WV.; 39-Notre Dame Thanksgiving Classic; 40-at Georgia; 41-at UCLA; 42-Bowling Green Bank Invitational at Western Kentucky; 43-Dial Classic at Minnesota; 44-at Mississippi; 45-at Western Kentucky, E.A. Diddle Arena; 46-Northern Illinois Fastbreak Fest; 47-at Hawaii; 48-at Iowa; 49-Amara-Hawkeye Classic at Iowa; 50-Orange Bowl/Burger King Classic at Miami (Fla.); 51-Albany, Ga.; 52-at Texas; 53-Mundialito de Basquete Feminino, Sao Paulo, Brazil; 54-Communiplex Classic, Cincinnati, Ohio; 55-at Tacoma, Wash.; 56-Rainbow Wahine Classic at Hawaii; 57-Bell Atlantic-Rutgers Invitational; 58-Hilton Head Super Shootout, Hilton Head Island, S.C.; 59-at New Orleans, La.; 60-Basketball Hall of Fame Game, Springfield, Mass.; 61-SEC/Big 10 Challenge; 62-World Invitational Club Basketball Championships, London, England; 63-at Purdue; 64-Maryland Invitational; 65-at Tennessee-Chattanooga; 66-State Farm Women's Basketball Hall of Fame Tip-Off Classic, Jackson, Tenn.; 67-at Arkansas; 68-at Richmond, Va.; 69-State Farm Hall of Fame Tip-Off Classic, Knoxville, Tenn.; 70-Kona Classic, Kailua-Kona, Hawaii; 71-Big 10/SEC Challenge at Purdue; 72-at Charlottesville, Va.; 73-at Charlotte, N.C.; 74-Women's National Invitational Tournament, Knoxville, Tenn.; 75-Women's National Invitational Tournament at Ruston, La.; 76-Howard Bank Classic, Burlington, Vt.; 77-at Hartford, Conn.; 78-Riverfront Coliseum, Cincinnati, Ohio; 79-San Jose Arena, San Jose, Calif.; 80-Draddy Gym, Riverdale, N.Y.; 81-UAA Sports Center, Anchorage, Alaska; 82-Columbus Civic Center, Columbus, Ga.; 83-at Vanderbilt; 84-Kemper Arena, Kansas City, Mo.; 85-State Farm Hall of Fame Tip-Off Classic at Purdue; 86-Disney Holiday Classic, Lake Buena Vista, Fla.; 87-at Madison Square Garden, New York, N.Y.; 88-at Namur, Belgium; 89-at Uster, Switzerland; 90-at Martigny, Switzerland; 91-at Istres, France; 92-at Nice, France; 93-at the Quicken Loans Arena (formerly known as the Gund Arena), Cleveland, Ohio; 94-at the Pyramid, Memphis, Tenn.; 95-First Union Center, Philadelphia, Pa.; 96-Women's Maui, Lahaina, Hawaii; 97-Bank One Ballpark, Phoenix, Ariz.; 98-Birmingham-Jefferson Convention Center, Birmingham, Ala.; 99-at the Honda Elite Four, Milk House, Orlando, Fla.; 100-at the ACC/SEC Shootout, Phillips Arena, Atlanta, Ga.; 101-at Bridgestone Arena (formerly Sommet Center and Gaylord Arena), Nashville, Tenn.; 102-at the Hilton Coliseum, Ames, Iowa; 103-at the Alamodome, San Antonio, Texas; 104-at RBC Center, Raleigh, N.C.; 105-at the San Juan Shootout, San Juan, Puerto Rico; 106-at Conseco Fieldhouse, Indianapolis, Ind.; 107-at Alltel Arena, North Little Rock, Ark.; 108-at the Georgia Dome, Atlanta, Ga.; 109-at Palasport Jacopucci Gymnasium, Viterbo, Italy; 110-at Dometiko Athlitiko Gym, Glyfada, Greece; 111-at Tallahassee Leon County Civic Center, Tallahassee, Fla.; 112-at Lloyd Noble Center, Norman, Okla.; 113-at New Orleans Arena, New Orleans, La.; 114-at BI-LO Center, Greenville, S.C.; 115-at Liacouras Center, Philadelphia, Pa.; 116-at RCA Dome, Indianapolis, Ind.; 117-at Virgin Islands; 118-at Ted Constant Center, Norfolk, Va.; 119-at Gwinnett Center in Duluth, Ga.; 120-at Petersen Events Center, Pittsburgh, Pa.; 121-at Dayton Arena, Dayton, Ohio; 122-at St. Pete Times Forum, Tampa, Fla.; 123-at Charleston (W.Va.) Civic Center; 124-at West Lafayette, Ind.; 125-at Chesapeake Energy Center (formerly Ford Center), Oklahoma City, Okla.; 126-AT&T Center, San Antonio, Texas; 127-FedExForum, Memphis, Tenn.; 128-Allstate Arena, Rosemont, Ill.; 129-Wells Fargo Arena, Des Moines, Iowa

# YEAR-BY-YEAR RESULTS

Prior to 1974-75, all results are based on the best available information. Known gaps in the information are marked with an asterisk. Other omissions are possible. If anyone has information that may be missing from these lists, please notify the UT Media Relations Office at (865) 974-1212.

## KATHERINE WILLIAMS, CAPTAIN, (1 YEAR, 0-2)

### 1903 (0-2)

H- University YMCA Gym

Date	Site	W/L	Score	Opponent
3/13/1903	A	L	1-10	Maryville
4/6/1903	H	L	6-16	Maryville

## JENNY MORRILL, CAPTAIN (1 YEAR, 0-2)

### 1904 (0-2)

Date	Site	W/L	Score	Opponent
3/5/1904	A	L	0-29	Maryville
3/12/1904	H	L	5-7	Maryville

## LEO THEODORE BELLMONT (1 YEAR, 0-4)

### 1905 (0-4)

Date	Site	W/L	Score	Opponent
2/18/1905	A	L	8-14	Farragut School
2/25/1905	H	L	6-10	Farragut School
3/4/1905	H	L	11-24	Maryville
3/10/1905	A	L	4-20	Maryville

## ESSIE POLK, CAPTAIN (1 YEAR, 0-3)

### 1906 (0-3)

Date	Site	W/L	Score	Opponent
1/27/1906	H	L	2-15	Farragut School
2/17/1906	A	L	5-37	Maryville
2/24/1906	H	L	3-18	Maryville

## THOMAS SNODDY MYERS (1 YEAR, 1-1)

### 1907 (1-1)

Date	Site	W/L	Score	Opponent
2/16/1907	H	W	28-0	Central High School
2/27/1907	A	L	11-22	Maryville

## WILLARD C. BURNLEY (1 YEAR, 1-2)

### 1908 (1-2)

Date	Site	W/L	Score	Opponent
1/18/1908	*	W	*	Central High School
2/14/1908	A	L	4-15	Farragut School
*	*	L	6-9	Maryville

## ANDREW WEISENBERG (1 YEAR, 1-1-1)

### 1909 (1-1-1)

H- University Gym

Date	Site	W/L	Score	Opponent
1/16/1909	H	T	12-12	Tennessee School for the Deaf
2/4/1909	H	W	28-8	Central High School
2/20/1909	H	L	14-25	Maryville

## HOWARD SANDBERG (1 YEAR, 0-2)

### 1909-10 (0-2)

Date	Site	W/L	Score	Opponent
12/16/1909	H	L	1-21	Central High School
2/12/1910	H	L	4-6	Knoxville High School
2/25/1910	A	*	*	Knoxville High School

## MARY DOUGLAS AYRES (1 YEAR, 2-3)

### 1920 (2-3)

H-Tennessee Hall

Date	Site	W/L	Score	Opponent
1/30/1920	A	L	6-34	Maryville
2/26/1920	H	L	13-14	Carson-Newman
3/1/1920	H	L	11-23	Maryville
3/8/1920	H	W	30-1	Knoxville YWCA
3/18/1920	H	W	18-10	Martha Washington

## MABEL MILLER (2 YEARS, 4-2)

### 1922 (1-1)

Date	Site	W/L	Score	Opponent
3/10/1922	A	W	28-19	Cumberland (Ky.)
3/11/1922	A	L	8-14	Union (Ky.)

## 1923 (3-1)

H-Jefferson Hall

Date	Site	W/L	Score	Opponent
2/9/1923	H	W	28-14	Cumberland (Ky.)
2/16/1923	H	W	23-7	Carson-Newman
2/23/1923	A	W	29-26	Martha Washington
2/24/1923	A	L	12-15	Sullins

## FAY MORGAN (1 YEAR, 4-3)

### 1924 (4-3)

Date	Site	W/L	Score	Opponent
1/31/1924	H	L	16-22	East Tennessee
2/8/1924	H	W	19-4	Chattanooga
2/12/1924	H	W	24-12	Martha Washington
2/22/1924	H	L	9-29	Cincinnati
2/26/1924	A	L	23-54	Cincinnati
2/27/1924	A	W	48-24	Cumberland (Ky.)
3/4/1924	H	W	24-12	Maryville

## ANN HUDDLE (2 YEARS, 12-4-1)

### 1925 (5-3-1)

Date	Site	W/L	Score	Opponent
1/10/1925	H	W	38-30	Carson-Newman
1/14/1925	H	W	40-10	Maryville
1/23/1925	A	W	41-19	Maryville
2/2/1925	A	T	25-25	East Tennessee
2/9/1925	A	L	16-36	Carson-Newman
2/17/1925	A	W	39-16	Chattanooga
2/18/1925	A	W	54-10	Centenary (Tenn.)
2/21/1925	H	L	18-39	Virginia State
2/24/1925	H	L	14-20	Maryville

## 1926 (7-1)

Date	Site	W/L	Score	Opponent
1/9/1926	H	W	45-8	Chattanooga
1/14/1926	H	W	47-12	Cumberland (Ky.)
1/25/1926	A	W	37-29	Maryville
2/5/1926	H	W	52-16	Knoxville YWCA
2/11/1926	A	W	45-15	Chattanooga
2/15/1926	A	W	37-12	Tusculum
2/20/1926	H	W	50-16	East Tenn. State
2/26/1926	H	L	27-28	Maryville

## NANCY LAY (9 YEARS)

1960 to 1968

No schedules or results available

## JOAN CRONAN (2 YEARS, 8-10)

### 1969 (8-4)

H-Alumni Gym

Date	Site	W/L	Score	Opponent
1/18/1969	A	L	46-77	Western Carolina
1/23/1969	H	W	45-43	Tennessee Tech
1/29/1969	A	W	53-49	Carson-Newman
2/1/1969	H	W	40-32	East Tennessee
2/8/1969	H	L	44-60	Western Carolina
2/13/1969	A	W	63-44	Carson-Newman
2/15/1969	N1	W	38-26	Georgia
2/15/1969	A1	W	31-29	Winthrop
2/28/1969	N2	L	50-58 (OT)	Appalachian State
3/1/1969	N2	W	43-23	Union (Ky.)
3/1/1969	N2	L	33-35 (OT)	Appalachian State
3/5/1969	H	W	70-34	Sullins
4/11-12/1969	*	**	*	Tennessee Tech Invitational

## 1970 (0-6)

Date	Site	W/L	Score	Opponent
1/27/1970	A	L	61-64	Belmont
1/28/1970	A	L	45-59	Tennessee Tech
1/31/1970	H	L	28-38	Belmont
2/6/1970	A	L	*	Western Carolina
2/7/1970	A	L	*	Appalachian State
2/11/1970	H	L	48-60	Tennessee Tech
2/14/1970	H	*	*	Western Carolina
2/20-21/1970	*	*	*	Winthrop Invitational
3/4/1970	H	*	*	Appalachian State
3/6-7/1970	*	*	*	Tennessee Tech Invitational



YEAR-BY-YEAR RESULTS

**MARGARET HUTSON (4 YEARS, 60-18)**

**1971 (6-6)**

**H-Alumni Gym; HP-Physical Education Building**

Date	Site	W/L	Score	Opponent
1/15/1971	H	(W)*	*	Middle Tennessee State
1/19/1971	*	(W)*	*	Knoxville
1/22/1971	A	L	26-43	Western Carolina
1/29/1971	H	W	56-29	Milligan
2/4/1971	A	L	52-60	Chattanooga
2/9/1971	H	W	46-33	Carson-Newman
2/12/1971	A	L	56-62	East Tennessee
2/23/1971	H	*	*	Carson-Newman
TCWSF EASTERN DISTRICT CHAMPIONSHIPS (2nd), Knoxville, Tenn.				
2/26/1971	HP	L	47-53	Chattanooga
2/26/1971	HP	W	52-37	Carson-Newman
2/27/1971	HP	W	*	Milligan
2/27/1971	HP	W	54-45	East Tennessee
TCWSF CHAMPIONSHIPS (5th), Memphis, Tenn.				
3/4/1971	N3	L	26-39	Tennessee-Martin
3/5/1971	N3	L	22-46	Chattanooga

(W) - One of these games was a UT victory; the other was not played.

**1972 (13-5)**

**H-Physical Education Building**

Date	Site	W/L	Score	Opponent
1/15/1972	H	W	55-45	Middle Tennessee State
1/20/1972	H	W	35-29	Maryville All-Stars
1/25/1972	H	W	51-45	Carson-Newman
1/28/1972	A	W	72-26	Milligan
2/4/1972	H	W	78-56	East Tenn. State
2/8/1972	A	W	58-48	Chattanooga
2/12/1972	H	W	52-35	Cumberland (Tenn.)
2/15/1972	A	W	71-41	Carson-Newman
2/18/1972	N1	W	44-30	South Carolina
2/19/1972	N1	W	48-44	Western Carolina
2/19/1972	N1	L	36-51	North Carolina-Greensboro
2/22/1972	H	L	43-54	Western Carolina
TCWSF EASTERN DISTRICT CHAMPIONSHIPS (2nd), Knoxville, Tenn.				
2/25/1972	H	W	45-39	Carson-Newman
2/26/1972	H	L	49-50	Chattanooga
2/26/1972	H	W	56-53	Chattanooga
TCWSF CHAMPIONSHIPS (5th), Knoxville, Tenn.				
3/2/1972	H	W	47-39	Middle Tennessee State
3/3/1972	H	L	52-56	Chattanooga
3/3/1972	H	L	42-53	Tennessee-Martin

**1973 (16-5)**

**TCWSF Eastern District Champions**

**H-Alumni Gym; HP-Physical Education Building**

Date	Site	W/L	Score	Opponent
1/10/1973	H	W	64-25	Cumberland (Ky.)
1/13/1973	H	W	49-39	Marshall
1/17/1973	A	W	43-42	Middle Tennessee State
1/26/1973	H	L	55-58	Chattanooga
1/31/1973	H	W	72-50	Maryville
2/6/1973	A	W	54-44	East Tenn. State
2/9/1973	H	W	58-27	Milligan
2/10/1973	HP	W	53-42	Eastern Kentucky
2/16/1973	N1	W	71-43	Furman
2/17/1973	N1	L	57-67	Appalachian State
2/20/1973	A	W	48-46	Western Carolina
TCWSF EASTERN DISTRICT CHAMPIONSHIPS (1st), Johnson City, TN.				
2/23/1973	N4	W	69-57	Maryville
2/24/1973	N4	W	56-50	Carson-Newman
2/24/1973	N4	W	55-51	Chattanooga
TCWSF CHAMPIONSHIPS (2nd), Maryville, Tenn.				
3/2/1973	N5	W	58-43	Middle Tennessee State
3/2/1973	N5	W	59-57 (OT)	Tennessee-Martin
3/3/1973	N5	L	45-48	Tennessee Tech
3/3/1973	N5	W	61-57 (OT)	Tennessee-Martin

**AIAW REGION II CHAMPIONSHIPS (4th), Lexington, Ky.**

3/9/1973	N6	W	61-43	Longwood
3/10/1973	N6	L	54-59	South Carolina
3/10/1973	N6	L	49-61	Tennessee Tech

**1974 (25-2)**

**TCWSF Eastern District Champions**

**H-Alumni Gym HP-Physical Education Building**

Date	Site	W/L	Score	Opponent
1/9/1974	H	W	44-40	Marshall
1/11/1974	HP7	W	64-29	Maryville
1/12/1974	H7	W	66-42	Austin Peay
1/12/1974	H7	W	55-41	Carson-Newman
1/15/1974	H	W	51-41	Eastern Kentucky
1/18/1974	H	W	53-39	St. Mary's Nursing
1/22/1974	A	W	57-25	Carson-Newman
1/25/1974	H	W	63-51	Belmont
1/28/1974	N8	W	61-31	Hiwassee JC
2/1/1974	H	W	77-33	Middle Tennessee St.
2/5/1974	H	W	64-35	Maryville
2/9/1974	A	W	65-51	Tennessee Tech
2/11/1974	H	W	55-36	East Tenn. State
2/15/1974	N1	W	68-39	Furman
2/16/1974	N1	W	72-45	South Carolina
2/16/1974	A1	W	60-45	Winthrop
2/19/1974	H	W	72-45	Western Carolina
TCWSF EASTERN DISTRICT CHAMPIONSHIPS (1st), Jefferson City, TN.				
2/22/1974	A9	W	59-41	Carson-Newman
2/23/1974	N9	W	54-41	East Tenn. State

**TCWSF EASTERN DISTRICT CHAMPIONSHIPS (2nd), Cookeville, Tenn.**

2/28/1974	N10	W	55-35	Austin Peay
3/1/1974	N10	W	57-50	Memphis State
3/2/1974	N10	W	52-41	Memphis State
3/2/1974	A10	L	51-54 (OT)	Tennessee Tech

**AIAW REGION II CHAMPIONSHIPS (3rd), Harrisonburg, Va.**

3/8/1974	A11	W	74-43	James Madison
3/8/1974	N11	W	68-47	Roanoke
3/9/1974	N11	W	66-51	Western Carolina
3/9/1974	N11	L	53-55	Winthrop

**PAT HEAD SUMMITT (38 YEARS, 1,098-208)**

**1974-75 (16-8)**

**TCWSF Eastern District Champions**

**H-Alumni Gym**

Date	Site	W/L	Score	Opponent
12/7/1974	H	L	83-84	Mercer
1/10/1975	H	W	69-32	Middle Tennessee St.
1/11/1975	H	W	109-74	Shorter
1/18/1975	H	W	80-36	East Tenn. State
1/22/1975	A	W	69-66	Western Carolina
1/25/1975	N4	W	77-73	Chattanooga
1/25/1975	A	W	85-72	East Tenn. State
1/27/1975	A	L	73-96	Tennessee Tech
1/31/1975	H	W	87-54	Mars Hill
2/4/1975	H	L	74-76	Tennessee Tech
2/7/1975	A	W	92-76	Tennessee-Martin
2/8/1975	A	L	67-80	Union (Tenn.)
2/14/1975	N1	W	94-69	Appalachian State
2/14/1975	N1	L	82-86	Western Carolina
2/15/1975	N1	W	78-66	Anderson JC
2/15/1975	N1	W	82-81	East Carolina
2/18/1975	A	L	80-102	Belmont
TCWSF EASTERN DISTRICT CHAMPIONSHIPS (1st), Knoxville, Tenn.				
2/21/1975	H	W	97-41	East Tenn. State
2/22/1975	H	W	90-78	Chattanooga

**(Regular Season Contest)**

2/25/1975	A	W	100-70	Eastern Kentucky
-----------	---	---	--------	------------------

**TCWSF CHAMPIONSHIPS (4th), Jackson, Tenn.**

2/27/1975	N12	L	90-95	Union (Tenn.)
2/28/1975	N12	W	74-73	Carson-Newman
2/28/1975	N12	W	112-88	Chattanooga
3/1/1975	N12	L	93-94	Union (Tenn.)

**1975-76 (16-11)**

Date	Site	W/L	Score	Opponent
12/3/1975	H	W	62-44	Western Carolina
12/10/1975	H	W	77-50	Tennessee-Martin
1/10/1976	H	L	68-70	Edinboro
1/14/1976	A	L	72-77	Western Carolina
1/16/1976	A	W	65-53	Austin Peay
1/17/1976	A	L	45-77	Belmont



# YEAR-BY-YEAR RESULTS

1/18/1976	A	W	96-27	Vanderbilt
1/19/1976	H	W	82-57	Walters State CC
1/23/1976	A13	W	74-51	Tennessee Tech JV
1/24/1976	N13	W	70-67	Kentucky
1/24/1976	A13	L	61-83	Tennessee Tech
1/29/1976	H	W	114-51	Chattanooga State
1/31/1976	H	W	96-62	Chattanooga
2/6/1976	H	L	84-89 (OT)	Tennessee Tech
2/11/1976	H	L	68-89	Eastern Kentucky
2/12/1976	N1	W	73-50	Furman
2/13/1976	N1	L	79-81 (OT)	UNC-Greensboro
2/17/1976	H	L	71-79	Belmont
2/21/1976	H	W	90-42	Cumberland (Tenn.)
2/28/1976	A	W	67-66	Chattanooga

## TCWSF CHAMPIONSHIPS (2nd), Milligan College and ETSU

3/3/1976	A	W	112-43	Milligan
3/4/1976	N4	L	76-91	Tennessee Tech
3/5/1976	N4	W	77-62	Tennessee-Martin
3/6/1976	N4	W	71-69 (OT)	Memphis State
3/7/1976	N4	W	73-70	Middle Tennessee St.

## AIAW REGION II CHAMPIONSHIPS (6th), Cullowhee, N.C.

3/11/1976	N14	L	71-88	Appalachian State
3/12/1976	N14	L	85-86	NC State

\* The Associated Press poll began began as a top 20 prior to the 1976-77 season

## 1976-77 (28-5)

### Final AP Ranking 5th

### AIAW Region II Champions

### H-Stokely Athletics Center; HG-Alumni Gym

Date	AP Rk	Site	W/L	Score	Opponent
11/13/1976		H	W	107-53	Kentucky
11/30/1976		HG	W	78-63	Belmont
12/17/1976	19/nr	N15	W	87-61	Clemson
12/17/1976	19/1	N15	L	63-74	Delta State
12/18/1976	19/nr	N15	W	89-60	Miss. Gulf Coast JC
12/18/1976	19/nr	N15	W	67-57	Ohio State
1/6/1977	16/nr	HG	W	114-39	Marshall
1/7/1977	16/18	A	W	82-57	Kentucky
1/14/1977	13/nr	HG	W	82-62	Western Carolina
1/17/1977	13/nr	A	W	58-56	Mississippi
1/22/1977	12/nr	H	W	83-57	Alabama
1/24/1977	12/nr	H	W	100-57	East Tenn. State
1/28/1977	10/nr	A	L	59-60	Belmont
1/29/1977	10/15	A	W	81-72	Memphis State
2/3/1977	12/nr	A	W	102-46	East Tenn. State
2/7/1977	12/6	A	L	65-70	Tennessee Tech
2/12/1977	12/nr	A	W	84-70	Eastern Kentucky
2/14/1977	12/nr	H	W	74-63	Mississippi
2/17/1977	12/nr	N1	W	85-48	Western Carolina
2/18/1977	12/nr	N1	W	82-65	Appalachian State
2/18/1977	12/nr	N1	W	91-70	Charleston
2/19/1977	12/nr	N1	W	77-50	Anderson JC
2/25/1977	12/6	H	W	80-67	Tennessee Tech

### TCWSF CHAMPIONSHIPS (2nd), Cookeville, Tenn.

3/3/1977	12/nr	N10	W	87-66	Middle Tennessee St.
3/4/1977	12/6	A10	L	70-76	Tennessee Tech
3/5/1977	12/18	N10	W	82-72	Memphis State

### AIAW REGION II CHAMPIONSHIPS (1st), Memphis, Tenn.

3/10/1977	10/nr	N3	W	84-46	Clemson
3/11/1977	10/12	N3	W	61-60	Old Dominion
3/12/1977	10/7	N3	W	72-59	Tennessee Tech

### AIAW CHAMPIONSHIPS (3rd), Minneapolis, Minn.

3/23/1977	5/17	N16	W	76-62	Michigan State
3/24/1977	5/20	N16	W	81-69	Kansas State
3/25/1977	5/1	N16	L	58-62	Delta State
3/26/1977	5/2	N16	W	91-71	Immaculata

## 1977-78 (27-4)

### Final AP Ranking 1st

### TCWSF Champions

### AIAW Region II Champions

### H-Stokely Athletics Center

Date	AP Rk	Site	W/L	Score	Opponent
11/23/1977	1/nr	H	W	100-33	Miami (Ohio)

11/28/1977	1/nr	H	W	88-70	Clemson
12/2/1977	1/7	N17	L	80-87	Montclair State
12/3/1977	1/11	N17	W	65-60	Tennessee Tech
12/12/1977	5/18	H	W	89-56	Ohio State
12/15/1977	5/nr	N15	W	83-35	Miss. Gulf Coast JC
12/16/1977	5/nr	N15	W	83-55	Pittsburgh
12/16/1977	5/nr	N15	W	79-64	Tennessee Tech
12/17/1977	5/2	N15	W	72-63	Louisiana State
1/2/1978	3/5	H	W	70-65	NC State
1/5/1978	3/2	H	W	94-74	Delta State
1/7/1978	3/nr	A	W	65-61	Mississippi
1/9/1978	3/4	A	L	62-72	Louisiana State
1/14/1978	2/18	H	W	101-83	Missouri
1/17/1978	2/nr	A	W	87-79	MTSU
1/18/1978	3/nr	A	W	82-81 (OT)	Tennessee Tech
1/28/1978	3/nr	A	W	92-90 (2OT)	Kentucky
2/4/1978	3/nr	H	W	87-79	Mississippi
2/6/1978	3/1	H	W	86-68	Louisiana State
2/11/1978	3/nr	A	W	72-53	Alabama
2/17/1978	1/15	H18	W	89-77	Memphis State
2/18/1978	1/nr	H18	W	80-64	Tennessee Tech
2/22/1978	1/nr	H	W	90-67	Eastern Kentucky
2/25/1978	1/nr	H	W	99-66	Kentucky

### TCWSF CHAMPIONSHIPS (1st), Martin, Tenn.

3/3/1978	1/13	N19	W	87-76	Memphis State
3/4/1978	1/nr	N19	W	92-73	Tennessee Tech

### AIAW REGION II CHAMPIONSHIPS (1st), Chapel Hill, N.C.

3/9/1978	1/nr	A20	W	92-66	North Carolina
3/10/1978	1/nr	N20	W	76-60	Kentucky
3/11/1978	1/5	N20	W	64-62	NC State

### AIAW SOUTH SATELLITE TOURNAMENT (4th), Cleveland, Miss.

3/17/1978	1/6	N21	L	69-75	Maryland
3/18/1978	1/8	N21	L	80-83	Valdosta State

## 1978-79 (30-9)

### Final AP Ranking 3rd

### TCWSF Champions

Date	AP Rk	Site	W/L	Score	Opponent
11/27/1978	1/nr	A	W	91-67	Eastern Kentucky
11/29/1978	1/nr	A	W	75-66	Clemson
12/5/1978	1/nr	H	W	87-63	Middle Tennessee St.
12/8/1978	1/10	N22	W	84-60	Texas
12/9/1978	1/19	A22	W	74-61	Missouri
12/12/1978	1/nr	H	W	88-74	Ohio State
12/14/1978	1/nr	N15	W	69-59	Ohio State
12/15/1978	1/5	N15	L	60-69	Stephen F. Austin
12/16/1978	1/16	N15	L	56-64	Louisiana Tech
12/28/1978	5/7	N23	W	67-63	Delta State
12/29/1978	5/4	N23	L	79-85	Maryland
12/30/1978	5/11	N23	W	74-72	Penn State
1/3/1979	5/nr	A	W	82-59	East Tenn. State
1/5/1979	5/4	H	W	88-74	UCLA
1/9/1979	4/7	A	W	85-73	Delta State
1/13/1979	4/8	A	W	79-66	NC State
1/15/1979	4/nr	H	W	62-54	South Carolina
1/17/1979	4/nr	H	W	85-52	Alabama
1/20/1979	4/nr	A	L	64-66	Kentucky
1/24/1979	7/17	A	L	80-85 (OT)	Louisiana State
1/27/1979	7/14	H	W	93-73	Valdosta State
1/29/1979	7/17	H	W	92-48	Louisiana State
2/3/1979	8/nr	H	W	95-57	North Carolina
2/6/1979	6/15	H	W	73-57	Delta State
2/10/1979	6/1	A	L	56-71	Old Dominion
2/12/1979	6/nr	H	W	124-60	Tennessee-Martin
2/15/1979	6/nr	H	W	80-75	Tennessee Tech
2/17/1979	6/nr	H	W	89-51	Kentucky
2/24/1979	6/17	A	L	75-79	Memphis State

### TCWSF CHAMPIONSHIPS (1st), Knoxville, Tenn.

3/1/1979	8/nr	H	W	94-53	Belmont
3/2/1979	8/nr	H	W	96-51	Tennessee-Martin
3/3/1979	8/nr	H	W	85-60	Tennessee Tech

### AIAW REGION II CHAMPIONSHIPS (2nd), Knoxville, Tenn.

3/8/1979	8/nr	H	W	89-61	Clemson
3/9/1979	8/15	H	W	76-64	South Carolina
3/10/1979	8/1	H	L	72-74	Old Dominion

### AIAW EAST SATELLITE TOURNAMENT (1st), Bronx, N.Y.

GENERAL

STAFF

PLAYERS

REVIEW

HISTORY

FACILITIES

NCAA

SEC

RECORDS

MEDIA INFO



## YEAR-BY-YEAR RESULTS

3/16/1979	6/3	N24	W	79-69	Rutgers
3/17/1979	6/nr	A24	W	76-54	Fordham
<b>AIAW CHAMPIONSHIPS (3rd), Greensboro, N.C.</b>					
3/23/1979	3/2	N25	L	84-102	Louisiana Tech
3/25/1979	3/6	N25	W	104-86	UCLA

**1979-80 (33-5)****Final AP Ranking 2nd****SEC Champions****TCWSF Champions**

Date	AP Rk	Site	W/L	Score	Opponent
11/21/1979	A	W	W	77-53	Vanderbilt
11/26/1979	4/nr	A	W	63-48	Middle Tennessee St.
11/29/1979	H	L-ex	W	59-102	Soviet National Tm.
12/1/1979	4/nr	A	W	66-55	North Carolina
12/7/1979	4/2	H	W	73-71	Louisiana Tech
12/13/1979	3/11	A	W	80-77	UCLA
12/15/1979	3/nr	A	W	81-70	San Jose State
12/16/1979	3/nr	A	W	88-57	Fullerton State
12/18/1979	3/8	N26	L	68-71	Long Beach State
12/19/1979	3/15	A26	W	84-64	Nevada-Las Vegas
1/4/1980	5/8	H	W	67-58	NC State
1/7/1980	5/nr	H	W	82-42	Nebraska
1/10/1980	5/nr	A	W	88-68	Alabama
1/12/1980	5/nr	A	W	72-65	Valdosta State
1/14/1980	5/2	H	W	79-69	Stephen F. Austin
1/18/1980	5/nr	A	W	73-53	Chattanooga
1/21/1980	5/nr	H	W	86-48	Memphis State
1/23/1980	4/8	A	L	52-56	South Carolina
1/26/1980	4/2	H	L	54-61	Old Dominion
1/28/1980	4/nr	H	W	96-73	Louisiana State
1/31/1980	6/nr	A	W	72-56	Ohio State
2/2/1980	6/17	A	W	91-83 (OT)	Kentucky
2/5/1980	5/nr	H	W	90-48	East Tenn. State

**SEC TOURNAMENT (1st), Knoxville, Tenn.**

2/8/1980	5/nr	H	W	118-44	Florida
2/9/1980	5/nr	H	W	72-61	Auburn
2/10/1980	5/nr	H	W	85-71	Mississippi
(Regular Season Contests)					
2/12/1980	4/nr	A	W	68-66	Tennessee Tech
2/16/1980	4/nr	A	W	69-55	Tennessee-Martin
2/18/1980	4/16	H	W	89-72	Clemson

**TCWSF CHAMPIONSHIPS (1st), Cookeville, Tenn.**

2/28/1980	4/nr	N10	W	81-35	Tennessee-Martin
2/29/1980	4/nr	N10	W	71-63	Chattanooga
3/1/1980	4/20	A10	W	83-66	Tennessee Tech

**AIAW REGION II CHAMPIONSHIPS (2nd), Knoxville, Tenn.,/Columbia, S.C.**

3/5/1980	3/16	H	W	95-79	Clemson
3/7/1980	3/7	A27	W	67-54	South Carolina
3/8/1980	3/1	N27	L	67-68	Old Dominion

**AIAW SOUTH SATELLITE TOURNAMENT (1st), Knoxville, Tenn.**

3/15/1980	2/14	H	W	84-64	Kansas State
3/18/1980	2/6	H	W	93-76	Maryland

**AIAW CHAMPIONSHIPS (2nd), Mount Pleasant, Mich.**

3/21/1980	2/4	N28	W	75-72	South Carolina
3/23/1980	2/1	N28	L	53-68	Old Dominion

**1980-81 (25-6)****Final AP Ranking 2nd****TCWSF Champions****AIAW Region II Champions**

Date	AP Rk	Site	W/L	Score	Opponent
11/28/1980	3/nr	N29	W	74-62	Alabama
11/29/1980	3/nr	N29	W	99-84	Valdosta State
12/2/1980	H	W-ex	W	76-49	Polish National Tm.
12/4/1980	3/nr	H	W	90-56	Chattanooga
12/10/1980	3/nr	A	W	88-73	Louisiana State
12/13/1980	3/17	A	L	68-72	Stephen F. Austin
12/15/1980	3/1	A	L	53-77	Louisiana Tech
12/17/1980	6/nr	N30	W	73-68 (OT)	Georgia
1/3/1981	7/8	H	L	62-65	UCLA
1/10/1981	9/nr	H	W	64-52	Illinois State
1/12/1981	9/10	H	W	65-54	South Carolina
1/15/1981	7/14	A	W	93-91 (OT)	Maryland
1/17/1981	7/nr	A	W	81-66	East Tenn. State
1/21/1981	7/nr	A	L	64-72	Clemson

1/26/1981	7/nr	H	W	76-72	North Carolina
-----------	------	---	---	-------	----------------

**SEC TOURNAMENT (5th), Baton Rouge, La.**

1/30/1981	10/nr	N31	L	71-77	Alabama
-----------	-------	-----	---	-------	---------

**(Regular Season Contests)**

2/2/1981	10/8	H	W	78-71	USC
2/6/1981	11/10	H	W	81-65	Kentucky
2/8/1981	11/nr	H	W	68-54	Alabama
2/12/1981	7/nr	H	W	69-63	Tennessee Tech
2/16/1981	7/2	A	W	76-70	Old Dominion
2/21/1981	7/15	A	W	72-63	NC State

**TCWSF CHAMPIONSHIPS (1st), Memphis, Tenn.**

2/26/1981	4/nr	N3	W	71-41	Tennessee-Martin
2/27/1981	4/nr	N3	W	66-47	Middle Tennessee State
2/28/1981	4/nr	N3	W	75-48	East Tenn. State

**AIAW REGION II CHAMPIONSHIPS (1st), Knoxville, Tenn. / Norfolk, Va.**

3/10/1981	3/nr	H	W	81-54	Virginia
3/13/1981	3/10	N32	W	58-49	Kentucky
3/14/1981	3/6	A32	W	65-64	Old Dominion

**AIAW NATIONAL PLAYOFFS, Knoxville, Tenn.**

3/21/1981	2/nr	H	W	78-63	Illinois State
3/24/1981	2/9	H	W	79-67	Maryland

**AIAW CHAMPIONSHIPS (2nd), Eugene, Ore.**

3/27/1981	2/3	N33	W	68-65	Old Dominion
3/29/1981	2/1	N33	L	59-79	Louisiana Tech

**1981-82 (22-10)****Final AP Ranking 4th****NCAA Midwest Regional Champions**

Date	AP Rk	Site	W/L	Score	Opponent
11/22/1981	2/18	H	L	74-80	Stephen F. Austin
11/28/1981	2/nr	A	W	85-73	Florida
12/2/1981	7/2	A	L	54-66	Old Dominion
12/6/1981	10/nr	H	W	99-77	Vanderbilt
12/8/1981	10/nr	A	L	60-78	Colorado
12/9/1981	10/4	A	L	70-86	USC
12/13/1981	14/17	A	W	71-66	UCLA
12/16/1981	14/nr	N34	W	55-46	Washington State
12/17/1981	14/nr	N34	L	82-83(2OT)	Ohio State
12/18/1981	14/nr	N34	W	73-62	Oregon State
1/4/1982	20/nr	A	W	80-63	Vanderbilt
1/7/1982	20/nr	H	W	83-68	Kansas State
1/10/1982	nr/1	H	L	64-72	Louisiana Tech
1/17/1982	nr/13	A	L	63-66	Georgia
1/21/1982	nr/nr	H	W	91-60	Clemson
1/23/1982	nr/3	A	L	57-68	Rutgers
1/25/1982	nr/12	A	W	87-81	South Carolina
1/28/1982	nr/8	H	W	81-75	Kentucky
1/30/1982	nr/nr	A	W	76-62	North Carolina
2/1/1982	nr/nr	H	W	83-67	Florida
2/7/1982	20/14	H	W	98-74	Penn State
2/11/1982	20/15	H	W	65-52	Georgia
2/14/1982	13/4	H	W	62-58	Old Dominion
2/18/1982	13/14	A	W	65-61	Kentucky
2/20/1982	13/9	H	W	70-62	Maryland

**SEC TOURNAMENT (2nd), Lexington, Ky.**

2/26/1982	8/nr	N6	W	80-75	Vanderbilt
2/27/1982	8/18	N6	W	55-44	Georgia
2/28/1982	11/13	A6	L	74-80	Kentucky

**NCAA FIRST ROUND, Knoxville, Tenn.**

3/13/1982	10/nr	H	W	72-56	Jackson State
-----------	-------	---	---	-------	---------------

**NCAA MIDEAST REGIONAL CHAMPIONSHIPS (1st), Knoxville, Tenn.**

3/19/1982	8/15	H	W	78-63	Memphis State
3/21/1982	8/5	H	W	91-90 (OT)	USC

**NCAA FINAL FOUR (3rd), Norfolk, Va.**

3/26/1982	8/1	N35	L	46-69	Louisiana Tech
-----------	-----	-----	---	-------	----------------

**1982-83 (25-8, 7-1 SEC, 1st East)****Final AP Ranking 10th**

Date	AP Rk	Site	W/L	Score	Opponent
11/22/1982	4/nr	H	W	93-70	West Virginia
11/24/1982	4/nr	H	W	108-65	North Carolina
11/30/1982	4/3	H	L	72-78 (OT)	Old Dominion
12/3/1982	4/nr	N36	W	69-56	St. John's
12/4/1982	4/13	N36	W	84-62	South Carolina
12/6/1982	5/1	H	L	71-81	USC
12/9/1982	5/10	A	L	59-74	Texas

# YEAR-BY-YEAR RESULTS

12/11/1982	5/nr	A	W	76-67	Stephen F. Austin
12/14/1982	9/2	A	L	64-80	Louisiana Tech
12/17/1982	9/nr	A	W	83-73	Louisiana State
1/22/1983	12/nr	H	W	78-66	Alabama-Birmingham
1/4/1983	12/nr	A	W	56-47	Virginia Tech
1/8/1983	12/15	A	W	69-67	Mississippi
1/12/1983	11/nr	H	W	98-70	Vanderbilt
1/16/1983	8/9	A	W	74-54	Georgia
1/19/1983	8/16	H	W	81-61	Rutgers
1/23/1983	8/nr	A	W	94-62	Florida
1/28/1983	8/nr	A	W	73-60	Pittsburgh
1/30/1983	8/19	A	W	75-60	Penn State
2/2/1983	8/nr	H	W	70-69	Florida
2/6/1983	6/19	H	W	91-78	NC State
2/9/1983	6/4	A	W	95-85	Kentucky
2/12/1983	6/10	H	W	73-59	Georgia
2/14/1983	4/9	A	L	66-90	Old Dominion
2/16/1983	4/nr	H	W	87-67	South Carolina
2/19/1983	4/nr	A	W	94-79	Vanderbilt
2/27/1983	8/6	H	L	69-81	Kentucky

**SEC TOURNAMENT (3rd), Knoxville, Tenn.**

3/4/1983	8/nr	H	W	91-73	Alabama
3/5/1983	8/12	H	L	65-71	Georgia
3/6/1983	10/15	H	W	83-75	Auburn

**NCAA FIRST ROUND, Knoxville, Tenn.**

3/19/1983	9/nr	H	W	86-51	South Carolina State
-----------	------	---	---	-------	----------------------

**NCAA MIDEAST REGIONAL CHAMPIONSHIPS (2nd), Notre Dame, Ind.**

3/25/1983	9/13	N37	W	90-83 (30T)	Mississippi
3/27/1983	9/8	N37	L	63-67	Georgia

**1983-84 (23-10, 7-1 SEC, 1st East)**

**Final AP Ranking 15th**

**NCAA Mideast Regional Champions**

Date	AP Rk	Site	W/L	Score	Opponent
11/13/1983		H	W-ex	94-80	Hungarian National Tm.
11/19/1983	5/nr	N38	W	52-47	West Virginia
11/22/1983	5/nr	H	W	85-69	South Carolina State
11/25/1983	5/nr	A39	W	71-56	Notre Dame
11/26/1983	5/1	N39	L	64-78	USC
11/29/1983	5/11	H	W	67-63	Old Dominion
12/1/1983	5/4	H	L	65-66	Texas
12/4/1983	7/nr	H	W	54-50	Minnesota
12/8/1983	7/1	A	L	66-81	USC
12/10/1983	7/nr	A	W	73-70	UCLA
12/13/1983	9/5	A	L	51-56	Long Beach State
1/2/1984	11/nr	A	W	75-59	North Carolina
1/4/1984	11/nr	H	W	88-64	Pittsburgh
1/8/1984	8/nr	A	W	78-70	Florida
1/10/1984	8/nr	H	W	77-63	Virginia Tech
1/14/1984	8/16	A	L	59-65	NC State
1/18/1984	12/1	H	L	63-81	Louisiana Tech
1/22/1984	11/4	H	W	64-59	Georgia
1/25/1984	11/nr	A	W	75-63	Kentucky
1/29/1984	9/nr	H	W	68-65	Penn State
1/31/1984	9/nr	H	W	69-49	Florida
2/3/1984	9/8	H	W	82-80	Louisiana State
2/5/1984	7/nr	A	W	82-73	Vanderbilt
2/8/1984	7/nr	A	W	71-66	South Carolina
2/12/1984	6/nr	H	W	67-65	Kentucky
2/15/1984	6/7	H	L	65-67	Mississippi
2/19/1984	10/4	A	L	65-84	Georgia
2/26/1984	10/nr	H	W	74-72	Vanderbilt

**SEC TOURNAMENT (5th), Athens, Ga.**

3/3/1984	10/17	N40	L	66-85	Alabama
----------	-------	-----	---	-------	---------

**NCAA FIRST ROUND, Knoxville, Tenn.**

3/17/1984	15/nr	H	W	70-52	Middle Tennessee St.
-----------	-------	---	---	-------	----------------------

**NCAA MIDEAST REGIONAL CHAMPIONSHIPS (1st), Knoxville, Tenn.**

3/23/1984	15/12	H	W	65-58	Alabama
3/25/1984	15/3	H	W	73-61	Georgia

**NCAA FINAL FOUR (2nd), Los Angeles, Calif.**

3/30/1984	15/9	N41	W	82-73	Cheyney
4/1/1984	15/5	N41	L	61-72	USC

\* The USA Today/ESPN poll began began as a top 25 on Jan. 23, 1985.

**1984-85 (22-10, 4-4 SEC, 2nd East)**

**Final AP Ranking 13th**

**Final ESPN Ranking 13th**

**SEC Champions**

Date	AP Rk	ESPN Rk	Site	W/L	Score	Opponent
11/19/1984	14/nr		N42	W	56-54	S. Illinois
11/20/1984	14/nr		A42	W	70-62	W. Kentucky
11/24/1984	14/nr		H	W	62-57	Notre Dame
11/26/1984	12/nr		H	L	69-72	Cincinnati
11/30/1984	12/nr		N43	L	53-68	NE Louisiana
12/1/1984	12/nr		N43	W	77-58	Nebraska
12/5/1984	16/nr		H	W	78-54	Chattanooga
12/7/1984	16/nr		H	W	84-70	N. Carolina
12/9/1984	15/3		A	L	72-78	Georgia
12/11/1984	15/2		A	L	60-91	Texas
12/13/1984	15/7		A	L	57-73	La. Tech
1/6/1985	nr/nr		H	W	72-57	UCLA
1/8/1985	nr/6		H	W	71-60	USC
1/12/1985	nr/nr		H	W	61-59	West Virginia
1/16/1985	nr/nr		A	L	77-84	Vanderbilt
1/19/1985	nr/17		H	W	72-57	NC State
1/21/1985	nr/nr		H	W	69-61	Florida
1/23/1985	nr/15	18/14	H	L	72-76 (OT)	Kentucky
1/25/1985	nr/1	18/1	A	W	67-64	Old Dominion
1/27/1985	nr/12	18/10	A	L	74-79	Penn State
2/2/1985	nr/5	20/5	H	L	56-72	Georgia
2/8/1985	nr/nr	24/nr	A	W	67-56	Florida State
2/10/1985	nr/nr	24/25	A	W	83-74	Florida
2/13/1985	nr/19	24/16	A	W	77-66	Kentucky
2/16/1985	nr/nr	23/10	H	W	82-71	Vanderbilt
2/18/1985	20/nr	24/nr	H	W	66-58	South Carolina
2/20/1985	20/11	23/10	H	W	77-72	W. Kentucky

**SEC TOURNAMENT (1st), Knoxville Tenn., / Oxford, Miss.**

2/27/1985	18/nr	24/nr	H	W	85-78	Louisiana St.
3/3/1985	15/6	24/3	A44	W	79-71	Mississippi
3/4/1985	15/9	24/10	N44	W	63-60	Auburn

**NCAA FIRST ROUND, Knoxville, Tenn.**

3/16/1985	13/nr	15/21	H	W	65-55	Virginia
-----------	-------	-------	---	---	-------	----------

**NCAA MIDEAST REGIONAL CHAMP. (3rd), Bowling Green, Ky.**

3/22/1985	13/6	13/7	N45	L	60-63	Mississippi
-----------	------	------	-----	---	-------	-------------

**1985-86 (24-10, 5-4 SEC, 5th)**

**Final AP Ranking 15th**

**Final ESPN Ranking 5th**

**NCAA Mideast Regional Champions**

Date	AP Rk	ESPN Rk	Site	W/L	Score	Opponent
11/19/1985			H	W-ex	82-57	Marathon Oil
11/24/1985	9/nr	11/nr	H	W	74-56	East Carolina
11/27/1985	9/nr	11/nr	H	W	71-57	Illinois
12/1/1985	11/1	11/1	H	L	52-74	Texas
12/6/1985	11/nr	14/nr	N46	W	68-56	Kansas St.
12/7/1985	11/nr	14/nr	N46	W	75-69	E. Illinois
12/9/1985	11/nr	14/nr	A	W	71-63	Notre Dame
12/13/1985	11/4	15/3	A	L	77-85	USC
12/15/1985	13/nr	15/nr	A	W	68-64	UCLA
12/18/1985	13/nr	14/nr	N47	W	81-63	Toledo
12/20/1985	13/nr	14/nr	A	W	70-38	Hawaii Pacific
1/4/1986	11/nr	13/nr	A	W	74-58	West Virginia
1/6/1986	11/nr	13/nr	A	W	70-54	South Carolina
1/8/1986	11/nr	12/nr	H	W	98-39	East Tenn. St.
1/11/1986	11/19	12/16	A	L	68-82	North Carolina
1/13/1986	12/17	12/17	A	W	67-65	NC State
1/18/1986	12/nr	13/nr	H	W	89-71	Alabama
1/20/1986	11/8	13/10	H	W	60-50	Louisiana St.
1/24/1986	11/nr	11/24	A	L	82-96	Kentucky
1/26/1986	11/nr	11/nr	H	W	89-43	Florida State
1/29/1986	11/2	15/2	A	L	74-84	Georgia
2/2/1986	10/nr	15/nr	H	W	82-60	Florida
2/5/1986	10/8	12/8	A	L	54-68	Mississippi
2/8/1986	10/11	12/13	H	L	60-66	Auburn
2/10/1986	14/3	12/5	H	L	56-59	La. Tech
2/15/1986	14/nr	14/24	H	W	94-81	Vanderbilt
2/17/1986	15/nr	14/nr	H	W	114-63	Tennessee St.
2/20/1986	15/nr	12/nr	H	W	79-68	Old Dominion
2/22/1986	15/nr	12/nr	A	W	72-51	Mississippi St.
2/24/1986	14/nr	12/nr	A	W	94-79	Memphis St.

## YEAR-BY-YEAR RESULTS

## SEC TOURNAMENT (5th), Athens, Ga.

3/1/1986 14/12 14/11 N40 L 78-83 Mississippi

## NCAA FIRST ROUND, Knoxville, Tenn.

3/16/1986 15/14 16/14 H W 73-68 Iowa

NCAA MIDEAST REGIONAL CHAMPIONSHIPS (1st), Iowa City, Iowa

3/20/1986 15/2 5/4 N48 W 85-82 Georgia

3/22/1986 15/9 5/8 N48 W 67-65 Louisiana St.

## NCAA FINAL FOUR (3rd), Lexington, Ky.

3/28/1986 15/3 5/2 N6 L 59-83 USC

## 1986-87 (28-6, 6-3 SEC, 4th)

## Final AP Ranking 7th

## Final ESPN Ranking 1st

## NCAA Mideast Regional Champions

## NCAA NATIONAL CHAMPIONS

Date	AP Rk	ESPN Rk	Site	W/L	Score	Opponent
11/29/1986	3/nr	3/nr	N49	W	86-70	Providence
11/30/1986	3/8	3/9	A49	W	74-56	Iowa
12/4/1986	3/nr	3/nr	H	W	66-40	Dayton
12/6/1986	3/20	3/20	H	W	86-65	NC State
12/14/1986	3/1	3/1	A	W	85-78	Texas
12/20/1986	1/nr	1/nr	H	W	81-58	UCLA
12/27/1986	1/nr	1/21	N50	W	76-66	St. Joseph's
12/28/1986	1/7	1/7	N50	W	89-75	USC
12/29/1986	1/2	1/2	N50	L	74-88	Texas
1/4/1987	1/nr	1/22	H	W	87-68	North Carolina
1/7/1987	2/nr	2/nr	A	W	99-90	Old Dominion
1/11/1987	2/nr	2/nr	H	W	76-64	Kentucky
1/14/1987	2/3	2/3	A	L	69-75	Auburn
1/17/1987	2/nr	2/nr	A	W	90-72	Florida
1/20/1987	3/nr	3/nr	A	W	74-71	Northwestern
1/24/1987	3/12	3/13	H	W	78-72	Georgia
1/28/1987	3/nr	3/nr	H	W	91-81	Memphis St.
1/31/1987	3/8	3/8	H	L	65-69	Mississippi
2/2/1987	5/nr	3/nr	H	W	100-74	Georgia Tech
2/4/1987	5/14	6/13	A	L	76-77	Vanderbilt
2/7/1987	5/9	6/9	A	W	84-73	Louisiana St.
2/9/1987	7/5	6/8	A	L	60-72	La. Tech
2/14/1987	7/nr	8/nr	H	W	90-55	Notre Dame
2/19/1987	9/nr	8/nr	H	W	80-56	S. Carolina
2/21/1987	9/nr	8/nr	H	W	84-53	Mississippi St.
2/25/1987	8/nr	8/nr	A	W	108-77	Alabama
3/1/1987	8/nr	8/nr	H	W	91-44	UNC-Charlotte

## SEC TOURNAMENT (3rd), Albany, Ga.

3/5/1987 8/14 8/15 N51 W 64-63 Louisiana St.

3/6/1987 8/2 8/2 N51 L 96-102 Auburn

## NCAA FIRST ROUND, Knoxville, Tenn.

3/15/1987 7/nr 7/nr H W 95-59 Tennessee Tech

## NCAA MIDEAST REGIONAL CHAMPIONSHIPS (1st), Knoxville, Tenn.

3/19/1987 7/11 1/10 H W 66-58 Virginia

3/21/1987 7/2 1/6 H W 77-61 Auburn

## NCAA FINAL FOUR (1st), Austin, Texas

3/27/1987 7/4 1/4 N52 W 74-64 Long Beach St.

3/29/1987 7/3 1/2 N52 W 67-44 La. Tech

## (Brazil Tour) Site W/L Score Opponent

6/14/1987 A L-ex 71-104 UNIMEP Sao Paulo

6/17/1987 N53 L-ex 62-85 Prague University

6/18/1987 N53 W-ex 88-44 Argentinean Ntnl. Tm.

6/19/1987 N53 L-ex 74-86 S. Korean Ntnl. Tm.

6/20/1987 A53 L-ex 68-105 Brazilian Ntnl. Tm.

## 1987-88 (31-3, 8-1 SEC, 2nd)

## Final AP Ranking 1st

## Final ESPN Ranking 3rd

## SEC Tournament Champions

## NCAA East Regional Champions

## H-Thompson-Boling Arena

Date	AP Rk	ESPN Rk	Site	W/L	Score	Opponent
11/23/1987			H	W-ex	93-77	Australian Ntnl
11/27/1987	1/nr	1/nr	N54	W	91-52	Indiana
11/28/1987	1/18	1/18	N54	W	83-52	Old Dominion
12/3/1987	1/nr	1/nr	H	W	102-59	Stetson
12/9/1987	1/2	1/2	H	L	78-97	Texas
12/13/1987	1/nr	1/nr	A	W	89-63	UCLA
12/16/1987	3/nr	4/nr	A	W	91-56	Oregon State
12/19/1987	3/nr	4/nr	H	W	115-40	E. Kentucky

12/20/1987 3/nr 4/nr H W 103-76 N. Illinois

1/3/1988 3/20 4/20 A W 93-59 Illinois

1/5/1988 4/nr 4/nr H W 78-65 Northwestern

1/9/1988 4/2 4/3 H L 68-71 Auburn

1/11/1988 4/nr 4/nr A W 96-79 Georgia Tech

1/14/1988 4/nr 4/nr H W 91-68 Old Dominion

1/17/1988 4/nr 4/20 H W 104-67 Vanderbilt

1/20/1988 4/nr 4/nr A W 85-80 South Carolina

1/23/1988 4/nr 4/nr H W 97-70 Alabama

1/27/1988 4/nr 4/nr A W 97-73 Memphis St.

1/31/1988 4/13 4/12 A W 82-79 Georgia

2/3/1988 4/nr 4/nr A W 91-71 Notre Dame

2/6/1988 4/7 4/7 A W 78-67 Mississippi

2/8/1988 4/nr 4/nr A W 81-74 Mississippi St.

2/13/1988 4/nr 4/nr H W 89-82 Louisiana St.

2/15/1988 3/5 4/2 H W 76-74 Louisiana Tech

2/18/1988 3/nr 3/nr A W 99-75 Kentucky

2/21/1988 3/nr 3/nr H W 108-53 Florida

2/25/1988 3/nr 3/nr A W 88-65 N. Carolina

2/27/1988 3/nr 3/nr H W 104-51 Tennessee St.

## SEC TOURNAMENT (1st), Albany, Ga.

3/5/1988 3/nr 2/nr N51 W 100-66 Kentucky

3/6/1988 3/17 2/17 N51 W 82-76 Georgia

3/7/1988 3/1 2/1 N51 W 73-70 Auburn

## NCAA SECOND ROUND, Knoxville, Tenn.

3/19/1988 1/nr 1/23 H W 94-66 Wake Forest

## NCAA EAST REGIONAL CHAMPIONSHIPS (1st), Norfolk, Va.

3/24/1988 1/14 3/15 N32 W 72-52 James Madison

3/26/1988 1/10 3/7 N32 W 84-76 Virginia

## NCAA FINAL FOUR (3rd), Tacoma, Wash.

4/1/1988 1/5 3/1 N55 L 59-68 Louisiana Tech

## 1988-89 (35-2, 8-1 SEC, 2nd)

## Final AP Ranking 1st

## Final ESPN Ranking 1st

## SEC Tournament Champions

## NCAA East Regional Champions

## NCAA NATIONAL CHAMPIONS

Date	AP Rk	ESPN Rk	Site	W/L	Score	Opponent
11/21/1988			H	W-ex	81-54	French National
11/25/1988	1/nr	1/nr	N56	W	81-50	Illinois
11/26/1988	1/13	1/13	N56	W	70-48	Washington
11/27/1988	1/6	1/6	N56	W	62-61 (OT)	La. Tech
12/3/1988	1/2	1/2	H	W	88-74	Long Beach St.
12/6/1988	1/17	1/18	H	W	102-69	USC
12/18/1988	1/5	1/5	H	W	83-60	Stanford
12/20/1988	1/nr	1/nr	H	W	82-50	UCLA
12/29/1988	1/nr	1/24	N57	W	82-61	Wake Forest
12/30/1988	1/10	1/11	A57	W	93-53	Rutgers
1/1/1989	1/nr	1/nr	H	W	84-39	W. Michigan
1/4/1989	1/nr	1/24	A	W	93-58	Old Dominion
1/6/1989	1/3	1/3	A	L	59-67	Auburn
1/9/1989	2/nr	1/nr	A	W	97-62	Stetson
1/14/1989	2/3	2/3	H	W	68-61	Mississippi
1/16/1989	2/nr	2/nr	H	W	79-54	Mississippi St.
1/21/1989	2/nr	2/nr	H	W	101-57	Kentucky
1/23/1989	2/nr	2/nr	H	W	78-44	S. Illinois
1/26/1989	2/nr	2/23	A	W	80-60	Vanderbilt
1/29/1989	2/5	2/4	H	W	78-64	Georgia
1/31/1989	2/11	2/11	A	L	67-69	Texas
2/4/1989	2/17	2/17	H	W	60-54	South Carolina
2/6/1989	3/nr	2/nr	H	W	85-50	Memphis St.
2/11/1989	3/nr	3/19	A	W	89-65	Louisiana St.
2/14/1989	3/2	3/2	A	W	72-65	La. Tech
2/15/1989	3/nr	3/nr	H	W	88-71	Georgia Tech
2/18/1989	3/nr	3/nr	A	W	85-52	Florida
2/20/1989	2/nr	3/nr	H	W	98-43	Notre Dame
2/24/1989	2/nr	2/nr	A	W	76-57	W. Kentucky
2/26/1989	2/nr	2/nr	A	W	81-65	Alabama

## SEC TOURNAMENT (1st)

3/4/1989 2/nr 2/nr N51 W 89-61 Alabama

3/5/1989 2/12 2/11 N51 W 82-60 Mississippi

3/6/1989 2/1 2/1 N51 W 66-51 Auburn

## NCAA SECOND ROUND, Knoxville, Tenn.

3/18/1989 1/18 1/nr H W 91-61 La Salle

## NCAA EAST REGIONAL CHAMPIONSHIPS (1st), Bowling Green, Ky.

# YEAR-BY-YEAR RESULTS

3/23/1989	1/nr	1/15	N45	W	80-47	Virginia
3/25/1989	1/7	1/7	N45	W	94-80	Long Beach St.
<b>NCAA FINAL FOUR (1st), Tacoma, Wash.</b>						
3/31/1989	1/5	1/3	N55	W	77-65	Maryland
4/2/1989	1/2	1/2	N55	W	76-60	Auburn

\* The Associated Press poll began ranking the top 25 teams prior to the 1989-90 season.

## 1989-90 (27-6, 8-1 SEC, 1st)

### Final AP Ranking 4th

### Final ESPN Ranking 5th

### SEC Champions

Date	AP Rk	ESPN Rk	Site	W/L	Score	Opponent
11/13/1989			H	W-ex	97-54	Arvika (Sweden)
11/26/1989	1/nr	1/nr	H	W	112-39	Stetson
11/28/1989	1/nr	1/nr	H	W	81-55	Virginia Tech
12/1/1989	1/nr	1/nr	A	W	98-57	W. Michigan
12/3/1989	1/nr	1/nr	A	W	77-54	Notre Dame
12/6/1989	1/14	1/15	A	W	77-69	Maryland
12/9/1989	1/2	1/2	H	L	58-59	La. Tech
12/15/1989	2/3	2/3	A	L	71-85	Stanford
12/17/1989	2/nr	2/nr	A	W	77-55	UCLA
12/19/1989	4/8	4/8	A	L	58-62	Long Beach St.
12/22/1989	4/nr	4/nr	A	W	87-53	USC
1/2/1990	5/nr	7/nr	H	W	84-57	Illinois
1/4/1990	5/nr	5/nr	H	W	78-58	W. Kentucky
1/6/1990	5/22	5/21	H	W	81-61	Old Dominion
1/11/1990	5/nr	5/nr	A	W	88-69	Memphis St.
1/13/1990	5/nr	5/nr	A	W	63-57	Mississippi
1/20/1990	3/6	3/7	H	W	76-70	Texas
1/22/1990	3/nr	3/nr	A	W	76-60	Kentucky
1/25/1990	3/15	3/15	A	W	70-69	S. Carolina
1/28/1990	5/4	3/7	A	L	76-81	Georgia
2/3/1990	5/14	6/14	H	W	76-65	Auburn
2/5/1990	5/23	6/24	H	W	83-62	N. Illinois
2/7/1990	5/nr	5/nr	A	W	76-55	Mississippi St.
2/10/1990	5/14	5/14	H	W	86-60	Louisiana St.
2/14/1990	4/nr	4/nr	H	W	95-73	Fla. Atlantic
2/17/1990	4/nr	4/nr	H	W	75-42	Florida
2/22/1990	4/nr	4/nr	H	W	88-77	Vanderbilt
2/24/1990	4/nr	4/nr	H	W	80-65	Alabama

### SEC TOURNAMENT (2nd), Albany, Ga.

3/3/1990	3/nr	3/nr	N51	W	81-56	Florida
3/4/1990	3/6	3/6	N51	W	73-54	Georgia
3/5/1990	3/11	3/11	N51	L	77-78	Auburn

### NCAA SECOND ROUND, Knoxville, Tenn.

3/18/1990	4/nr	4/nr	H	W	87-68	Old Dominion
-----------	------	------	---	---	-------	--------------

### NCAA EAST REGIONAL CHAMPIONSHIPS (2nd), Norfolk, Va.

3/22/1990	4/nr	5/19	N32	W	80-62	Clemson
3/24/1990	4/12	5/4	N32	L	75-79 (OT)	Virginia

## 1990-91 (30-5, 6-3 SEC, 3rd)

### Final AP Ranking 4th

### Final ESPN Ranking 1st

### NCAA Midstate Regional Champions

### NCAA NATIONAL CHAMPIONS

Date	AP Rk	ESPN Rk	Site	W/L	Score	Opponent
11/21/1990			H	W-ex	96-64	A. in A.
11/25/1990	6/2	6/2	H	W	95-80	Stanford
12/1/1990	3/7	3/7	A	L	77-90	NC State
12/3/1990	6/nr	3/nr	A	W	64-54	Virginia Tech
12/6/1990	6/nr	6/nr	A	L	66-80	Vanderbilt
12/9/1990	6/23	6/23	H	W	82-71	Maryland
12/13/1990	10/nr	8/nr	A	W	77-64	Maine
12/16/1990	10/nr	8/nr	H	W	113-86	UCLA
12/21/1990	9/nr	8/nr	A	W	85-52	Illinois
12/29/1990	7/nr	7/nr	N58	W	85-69	Ohio State
12/30/1990	7/8	7/8	N58	W	84-77	Stanford
1/2/1991	5/nr	7/nr	H	W	91-63	Mississippi St.
1/6/1991	5/nr	5/nr	A	W	93-62	Old Dominion
1/9/1991	4/nr	3/nr	A	W	86-61	Alabama
1/12/1991	4/nr	3/nr	H	W	80-70	Kentucky
1/14/1991	2/nr	3/nr	H	W	80-54	Richmond
1/16/1991	2/nr	2/nr	A	W	71-70 (OT)	Florida
1/19/1991	2/10	2/10	A	L	65-70	Auburn

1/21/1991	4/10	2/11	A	W	79-77	Louisiana St.
1/24/1991	4/nr	4/nr	H	W	77-61	S. Carolina
1/26/1991	4/15	4/14	H	W	64-54	Mississippi
1/28/1991	3/4	4/5	H	L	74-81	Georgia
2/2/1991	3/nr	3/nr	H	W	94-67	Tennessee Tech
2/5/1991	5/nr	5/nr	A	W	77-74	Louisiana Tech
2/9/1991	5/20	5/19	H	W	88-71	Notre Dame
2/13/1991	4/nr	4/nr	H	W	105-43	DePaul
2/21/1991	4/nr	4/nr	H	W	93-46	Memphis St.
2/23/1991	4/15	4/15	A	W	64-55	Texas

### SEC TOURNAMENT (2nd), Albany, Ga.

3/2/1991	4/nr	4/nr	N51	W	62-60	Vanderbilt
3/3/1991	4/5	4/5	N51	W	70-62	Auburn
3/4/1991	3/10	4/12	N51	L	75-80	Louisiana St.

### NCAA SECOND ROUND, Knoxville, Tenn.

3/17/1991	4/nr	3/nr	H	W	55-47	SW Missouri St.
-----------	------	------	---	---	-------	-----------------

### NCAA MIDEAST REGIONAL CHAMPIONSHIPS (1st), Knoxville, Tenn.

3/21/1991	4/10	3/11	H	W	68-61	W. Kentucky
3/23/1991	4/6	3/6	H	W	69-65	Auburn

### NCAA FINAL FOUR (1st), New Orleans, La.

3/30/1991	4/11	3/10	N59	W	68-60	Stanford
3/31/1991	4/2	3/2	N59	W	70-67 (OT)	Virginia

## 1991-92 (28-3, 10-1 sec, 2nd)

### Final AP Ranking 2nd

### Final ESPN Ranking 5th

### SEC Tournament Champions

Date	AP Rk	ESPN Rk	Site	W/L	Score	Opponent
11/18/1991			H	W-ex	96-63	Mexican Nat.
11/22/1991	1/21	1/nr	H	W	90-70	La. Tech
11/24/1991	1/nr	1/nr	H	W	86-71	Chairle
12/2/1991	1/nr	1/nr	A	W	79-56	UNC-Charlotte
12/14/1991	1/3	1/3	A	L	95-96 (OT)	Stanford
12/16/1991	3/nr	1/nr	A	W	73-71	Santa Clara
12/19/1991	3/19	3/19	N60	W	86-72	Texas
12/28/1991	3/7	3/7	H61	W	82-81	Penn State
(British Tour)						
1/2/1992	N62	W-ex			98-44	Copenhagen (Den.)
1/4/1992	N62	W-ex			70-65	Solna (Sweden)
1/5/1992	N62	L-ex			82-84	Minsk (Belarus)

### (Regular Season Contests)

1/8/1992	3/22	3/22	H	W	85-69	Louisiana St.
1/10/1992	3/nr	3/nr	A	W	70-62	DePaul
1/12/1992	2/nr	3/nr	A	W	85-82	Notre Dame
1/15/1992	2/nr	2/nr	A	W	78-58	South Carolina
1/18/1992	2/10	2/9	A	L	78-80 (OT)	Mississippi
1/21/1992	4/nr	4/nr	H	W	108-26	FAU
1/24/1992	4/nr	4/nr	A	W	78-61	N. Illinois
1/26/1992	4/24	4/24	H	W	82-72	Alabama
1/30/1992	4/nr	4/nr	H	W	69-54	Auburn
2/2/1992	4/13	4/11	H	W	70-53	Vanderbilt
2/4/1992	4/nr	4/nr	H	W	75-59	Old Dominion
2/8/1992	4/nr	4/nr	A	W	77-52	Kentucky
2/10/1992	3/nr	4/nr	H	W	100-72	Youngstown St.
2/12/1992	3/nr	3/nr	A	W	78-56	Mississippi St.
2/15/1992	3/nr	3/nr	A	W	55-51	Georgia
2/19/1992	2/nr	2/nr	A	W	118-59	Memphis St.
2/22/1992	2/nr	2/nr	H	W	90-69	Florida
2/25/1992	2/24	2/24	H	W	86-68	Texas
2/29/1992	2/nr	2/nr	H	W	105-59	Arkansas

### SEC TOURNAMENT (1st), Albany, Ga.

3/7/1992	2/nr	2/nr	N51	W	70-65	Louisiana St.
3/8/1992	2/nr	2/nr	N51	W	94-80	Kentucky
3/9/1992	2/24	2/nr	N51	W	73-66	Georgia

### NCAA SECOND ROUND, Knoxville, Tenn.

3/21/1992	2/nr	2/nr	H	W	97-56	Rutgers
-----------	------	------	---	---	-------	---------

### NCAA MIDEAST REGIONAL CHAMP. (3rd), West Lafayette, Ind.

3/26/1992	2/15	2/15	N63	L	70-75	W. Kentucky
-----------	------	------	-----	---	-------	-------------

## 1992-93 (29-3, 11-0 SEC, 1st)

### Final AP Ranking 2nd

### Final ESPN Ranking 5th

### SEC Champions

Date	AP Rk	ESPN Rk	Site	W/L	Score	Opponent
11/22/1992			H	L-ex	68-70	A. in A.
11/30/1992			H	W-ex	84-70	MTK Budapest
12/4/1992	2/nr	2/nr	N56	W	69-60	Oklahoma St.

GENERAL

STAFF

PLAYERS

REVIEW

HISTORY

FACILITIES

NCAA

SEC

RECORDS

MEDIA INFO



YEAR-BY-YEAR RESULTS

12/5/1992	2/8	2/8	N56	W	94-71	S.F. Austin
12/6/1992	2/1	2/1	N56	W	74-73 (OT)	Stanford
12/9/1992	1/nr	1/nr	H	W	89-45	UNC-Charlotte
12/18/1992	1/11	1/11	A	W	83-76	La. Tech
12/21/1992	1/2	1/2	H	W	84-79	Stanford
12/29/1992	1/nr	1/nr	N64	W	73-53	G. Washington
12/30/1992	1/6	1/6	A64	L	72-77	Maryland
1/2/1993	1/nr	1/nr	A	W	68-60	Old Dominion
1/4/1993	1/nr	1/nr	H	W	79-48	Notre Dame
1/7/1993	2/nr	2/nr	A	W	95-61	Louisiana St.
1/9/1993	2/nr	2/nr	H	W	109-62	Mississippi St.
1/12/1993	2/9	2/8	A	W	70-59	Auburn
1/16/1993	2/nr	2/nr	H	W	64-53	Mississippi
1/19/1993	2/nr	2/nr	H	W	93-74	Rutgers
1/21/1993	2/21	2/21	H	W	60-48	DePaul
1/23/1993	2/nr	2/nr	A	W	86-74	Alabama
1/25/1993	2/nr	2/nr	H	W	93-50	Providence
1/30/1993	2/1	2/1	A	W	73-68	Vanderbilt
2/2/1993	1/13	1/13	A	W	72-58	Texas
2/6/1993	1/25	1/23	H	W	85-61	Kentucky
2/9/1993	1/nr	1/nr	A	W	78-54	Youngstown St.
2/14/1993	1/nr	1/nr	H	W	71-68	Georgia
2/16/1993	1/nr	1/nr	H	W	90-46	Memphis St.
2/18/1993	1/nr	1/nr	H	W	100-57	S. Carolina
2/21/1993	1/nr	1/nr	A	W	88-75	Florida
2/24/1993	1/nr	1/nr	A	W	95-58	E. Kentucky
2/27/1993	1/nr	1/nr	A	W	72-55	Arkansas

SEC TOURNAMENT (5th), Chattanooga, Tenn.

3/6/1993	1/nr	2/21	N65	L	72-73	Georgia
----------	------	------	-----	---	-------	---------

NCAA SECOND ROUND, Knoxville, Tenn.

3/20/1993	2/nr	2/nr	H	W	89-66	Northwestern
-----------	------	------	---	---	-------	--------------

NCAA MIDEAST REGIONAL CHAMPIONSHIPS (2nd), Iowa City, Iowa

3/25/1993	2/17	2/18	N48	W	74-54	N. Carolina
3/27/1993	2/4	2/4	A48	L	56-72	Iowa

1993-94 (31-2, 11-0 SEC, 1st)

Final AP Ranking 1st

Final ESPN Ranking 5th

SEC Champions

SEC Tournament Champions

Date	AP Rk	ESPN Rk	Site	W/L	Score	Opponent
11/18/1993			H	W-ex	76-73	A. in A.
11/21/1993	1/8	1/14	N66	W	80-45	Ohio State
11/23/1993			H	W-ex	89-75	Bulgarian Nat.
11/28/1993	1/nr	1/nr	H	W	82-66	Montana
12/3/1993	1/9	1/8	A	W	81-75	Stanford
12/7/1993	1/nr	1/nr	A	W	65-63	Arizona
12/12/1993	1/23	1/23	H	W	64-48	Maryland
12/18/1993	1/nr	1/nr	H	W	84-69	Florida
12/20/1993	1/7	1/7	H	W	86-82 (OT)	Colorado
12/22/1993	1/10	1/10	H	W	94-60	La. Tech
12/30/1993	1/nr	1/nr	A	W	79-65	Memphis St.
1/2/1994	1/nr	1/nr	H	W	89-67	Arkansas
1/7/1994	1/nr	1/nr	A	W	105-70	Notre Dame
1/9/1994	1/nr	1/nr	H	W	91-69	Louisiana St.
1/13/1994	1/nr	1/nr	H	W	90-49	Old Dominion
1/15/1994	1/21	1/20	H	W	58-46	Auburn
1/17/1994	1/nr	1/nr	A	L	77-87	Rutgers
1/20/1994	1/nr	1/nr	H	W	88-51	Virginia Tech
1/22/1994	1/nr	1/nr	A	W	82-62	Mississippi St.
1/25/1994	2/nr	2/nr	H	W	94-60	Texas
1/29/1994	2/nr	2/nr	A	W	66-56	DePaul
1/31/1994	2/9	2/10	A	W	84-82	Vanderbilt
2/5/1994	2/15	2/15	H	W	85-69	Alabama
2/8/1994	2/nr	2/nr	A	W	91-75	S. Carolina
2/11/1994	2/nr	2/nr	A	W	83-73	Providence
2/13/1994	2/12	2/11	H	W	79-57	Vanderbilt
2/16/1994	1/nr	1/24	A	W	70-60	Mississippi
2/18/1994	1/nr	1/nr	A	W	95-89 (OT)	Kentucky
2/27/1994	1/nr	1/nr	A	W	75-59	Georgia

SEC TOURNAMENT (1st), Chattanooga, Tenn.

3/5/1994	1/nr	1/nr	N65	W	86-72	Georgia
3/6/1994	1/16	1/15	N65	W	72-56	Alabama
3/7/1994	1/13	1/13	N65	W	82-57	Vanderbilt

NCAA FIRST ROUND, Knoxville, Tenn.

3/16/1994	1/nr	1/nr	H	W	111-37	North Carolina A&T
-----------	------	------	---	---	--------	--------------------

NCAA SECOND ROUND, Knoxville, Tenn.

3/19/1994	1/nr	1/nr	H	W	78-66	Clemson
-----------	------	------	---	---	-------	---------

NCAA MIDEAST REGIONAL CHAMPIONSHIPS (3rd), Fayetteville, Ark.

3/24/1994	1/6	1/7	N67	L	68-71	La. Tech
-----------	-----	-----	-----	---	-------	----------

1994-95 (34-3, 11-0 SEC, 1st)

Final AP Ranking 3rd

Final ESPN Ranking 2nd

SEC Champions

2nd NCAA National Championships

Date	AP Rk	ESPN Rk	Site	W/L	Score	Opponent
11/17/1994			H	W-ex	78-65	A. in A.
11/20/1994	1/3	1/2	N66	W	69-62	La. Tech
11/22/1994			H	W-ex	106-57	Australian Inst.
11/26/1994	1/nr	1/nr	H	W	95-66	Memphis
12/1/1994	1/2	1/2	H	W	105-69	Stanford
12/4/1994	1/nr	1/nr	A	W	95-29	Maryland
12/6/1994	1/15	1/13	H	W	81-63	Purdue
12/9/1994	1/12	1/12	N68	W	84-73	Virginia
12/10/1994	1/7	1/6	N68	W	78-74	Penn State
12/17/1994	1/8	1/8	A	W	78-72	Colorado
12/19/1994	1/nr	1/nr	A	W	66-61	Montana
12/28/1994	1/nr	1/nr	A	W	66-54	Texas
12/31/1994	1/8	1/9	A	W	72-70	Vanderbilt
1/2/1995	1/nr	1/nr	H	W	109-57	Arizona
1/7/1995	1/nr	1/nr	A	W	102-68	Louisiana St.
1/9/1995	1/3	1/3	A	W	62-56	La. Tech
1/12/1995	1/nr	1/nr	H	W	72-55	S. Carolina
1/14/1995	1/nr	1/nr	A	W	68-43	Auburn
1/16/1995	1/2	1/2	A	L	66-77	Connecticut
1/21/1995	2/nr	2/nr	H	W	81-58	Mississippi St.
1/24/1995	2/nr	2/nr	A	W	77-54	Old Dominion
1/29/1995	2/16	2/15	H	W	83-48	Mississippi
2/1/1995	2/14	2/15	A	W	76-69	Florida
2/5/1995	2/16	2/13	A	W	95-44	Alabama
2/7/1995	2/20	2/23	A	W	87-67	Arkansas
2/12/1995	2/7	2/7	H	W	75-55	Vanderbilt
2/14/1995	2/nr	2/nr	H	W	85-54	DePaul
2/19/1995	2/nr	2/nr	H	W	67-41	Kentucky
2/22/1995	2/nr	2/nr	A	W	66-33	Virginia Tech
2/25/1995	2/9	2/9	H	W	83-61	Georgia

SEC TOURNAMENT (2nd), Chattanooga, Tenn.

3/4/1995	2/nr	2/nr	N65	W	74-62	Kentucky
3/5/1995	2/16	2/15	N65	W	84-70	Alabama
3/6/1995	2/9	2/11	N65	L	61-67	Vanderbilt

NCAA SUB-REGIONAL, Knoxville, Tenn.

3/16/1995	3/nr	2/nr	H	W	96-59	Florida A&M
3/18/1995	3/nr	2/nr	H	W	70-44	Florida Int'l

NCAA MIDEAST REGIONAL CHAMPIONSHIPS (1st), Knoxville, Tenn.

3/23/1995	3/9	2/7	H	W	87-65	W. Kentucky
3/25/1995	3/5	2/6	H	W	80-59	Texas Tech

NCAA FINAL FOUR (2nd), Minneapolis, Minn.

4/1/1995	3/12	2/12	N16	W	73-51	Georgia
4/2/1995	3/1	2/1	N16	L	64-70	Connecticut

1995-96 (32-4, 9-2 SEC, 2nd)

Final AP Ranking 4th

Final ESPN Ranking 1st

SEC Champions

NCAA NATIONAL CHAMPIONS

Date	AP Rk	ESPN Rk	Site	W/L	Score	Opponent
11/11/1995			H	W-ex	85-49	Lithuania
11/19/1995	6/3	6/2	H69	W	78-51	Virginia
11/22/1995			H	L-ex	58-82	U.S. National
11/25/1995	4/nr	2/nr	H	W	75-54	St. Joseph's
11/27/1995	3/10	2/14	H	W	81-44	Texas Tech
12/1/1995	3/nr	2/nr	N70	W	77-42	UAB
12/2/1995	3/7	2/5	N70	W	81-63	Purdue
12/3/1995	3/12	2/12	N70	W	79-67	Penn State
12/8/1995	2/10	2/10	A71	W	82-68	Purdue
12/10/1995	2/nr	2/nr	H	W	83-67	Texas
12/16/1995	2/9	2/9	A	L	72-90	Stanford
12/20/1995	4/nr	4/nr	A	W	76-68	DePaul
12/31/1995	5/nr	4/nr	A	W	84-63	Memphis
1/2/1996	4/21	4/18	H	W	87-67	Florida
1/6/1996	4/2	4/2	H	L	53-59	Connecticut

# YEAR-BY-YEAR RESULTS

1/8/1996	4/7	4/9	A	L	71-77	Georgia
1/11/1996	4/15	5/15	H	W	69-47	Old Dominion
1/14/1996	4/nr	5/nr	A	W	60-45	Kentucky
1/17/1996	6/20	5/20	H	W	78-66	Arkansas
1/19/1996	6/2	5/2	H	W	85-82	Vanderbilt
1/22/1996	4/1	5/1	H	W	77-72	La. Tech
1/28/1996	4/18	5/17	H	W	81-69	Alabama
2/4/1996	3/20	3/25	A	L	72-78	Mississippi
2/8/1996	6/8	6/11	A	W	72-61	Wisconsin
2/10/1996	6/nr	6/nr	A	W	92-76	Mississippi St.
2/15/1996	5/nr	5/nr	A	W	79-73 (OT)	S. Carolina
2/18/1996	5/20	5/18	H	W	72-67 (OT)	Auburn
2/22/1996	5/nr	5/nr	H	W	88-75	Louisiana St.
2/25/1996	5/10	5/9	A	W	79-71	Vanderbilt

## SEC TOURNAMENT (1st), Chattanooga, Tenn.

3/2/1996	5/23	5/24	N65	W	73-51	Mississippi
3/3/1996	5/18	5/16	N65	W	74-63	Florida
3/4/1996	4/10	4/10	N65	W	64-60	Alabama

## NCAA SUB-REGIONAL, Knoxville, Tenn.

3/16/1996	4/nr	4/nr	H	W	97-56	Radford
3/18/1996	4/nr	4/nr	H	W	97-65	Ohio State

## NCAA EAST REGIONAL CHAMPIONSHIPS (1st), Charlottesville, Va.

3/23/1996	4/20	4/22	N72	W	92-71	Kansas
3/25/1996	4/11	4/10	A72	W	52-46	Virginia

## NCAA FINAL FOUR (1st), Charlotte, N.C.

3/29/1996	4/2	4/3	N73	W	88-83 (OT)	Connecticut
3/31/1996	4/5	4/5	N73	W	83-65	Georgia

## 1996-97 (29-10, 8-4 SEC, 5th)

### Final AP Ranking 10th

### Final ESPN Ranking 1st

### NCAA NATIONAL CHAMPIONS

Date	AP Rk	ESPN Rk	Site	W/L	Score	Opponent
11/15/1996	4/nr	4/nr	H74	W	80-59	Austin Peay
11/17/1996	4/12	4/13	H74	W	79-60	Kansas
11/19/1996	3/14	2/17	N75	W	72-59	Notre Dame
11/20/1996	3/11	2/8	N75	L	64-66	La. Tech
11/23/1996	3/nr	2/nr	N76	W	83-68	Marquette
11/24/1996	3/nr	2/nr	A76	W	87-58	Vermont
11/26/1996	5/nr	5/nr	H	W	71-36	Wisc.-Green Bay
12/3/1996	4/nr	4/nr	H	W	79-63	Memphis
12/8/1996	4/5	4/5	H	L	93-94 (OT)	Georgia
12/15/1996	5/1	5/1	H	L	65-82	Stanford
12/18/1996	6/11	6/10	A	W	79-71	Texas Tech
12/21/1996	6/13	6/16	A	W	68-65 (OT)	Texas
12/29/1996	6/22	6/24	A	L	75-77	Arkansas
1/2/1997	8/nr	8/nr	A	W	64-52	St. Joseph's
1/5/1997	8/1	8/1	A77	L	57-72	Connecticut
1/7/1997	9/2	9/4	A	L	72-83	Old Dominion
1/12/1997	9/nr	9/nr	H	W	84-61	Kentucky
1/17/1997	9/nr	9/nr	H	W	72-60	Purdue
1/19/1997	9/7	9/7	A	W	92-79 (OT)	Vanderbilt
1/21/1997	8/19	9/nr	A	L	62-71	Florida
1/26/1997	8/4	9/4	A	W	63-60	Alabama
1/28/1997	9/nr	9/nr	H	W	94-83	DePaul
2/2/1997	9/nr	9/nr	H	W	74-72	Mississippi
2/4/1997	9/23	9/16	H	W	78-74	Wisconsin
2/9/1997	9/nr	9/nr	H	W	104-39	Mississippi St.
2/11/1997	8/nr	9/nr	H	W	90-59	S. Carolina
2/15/1997	8/nr	9/nr	A	W	76-63	Auburn
2/17/1997	8/15	8/13	H	W	74-59	Vanderbilt
2/22/1997	8/13	8/13	A	L	68-83	Louisiana St.
2/24/1997	8/6	11/5	A	L	80-98	La. Tech

## SEC TOURNAMENT (3rd), Chattanooga, Tenn.

2/28/1997	8/nr	11/nr	N65	W	75-48	S. Carolina
3/1/1997	8/9	11/9	N65	W	100-99 (OT)	Louisiana St.
3/2/1997	8/nr	8/nr	N65	L	59-61	Auburn

## NCAA SUB-REGIONAL, Knoxville, Tenn.

3/15/1997	10/nr	11/nr	H	W	91-54	Grambling St.
3/17/1997	10/nr	11/nr	H	W	76-59	Oregon

## NCAA MIDWEST REGIONAL CHAMPIONSHIPS (1st), Iowa City, Iowa

3/22/1997	10/18	11/21	N48	W	75-67	Colorado
3/24/1997	10/1	11/1	N48	W	91-81	Connecticut

## NCAA FINAL FOUR (1st), Cincinnati, Ohio

3/28/1997	10/15	11/14	N78	W	80-66	Notre Dame
3/30/1997	10/2	11/3	N78	W	68-59	Old Dominion

## 1997-98 (39-0, 14-0, 1st)

### Final AP Ranking 1st

### Final ESPN Ranking 1st

### SEC Champions

### SEC Tournament Champions

### NCAA NATIONAL CHAMPIONS

Date	AP Rk	ESPN Rk	Site	W/L	Score	Opponent
11/4/1997			H	W-ex	111-54	Armed Forces
11/18/1997	1/nr	1/nr	H	W	92-54	Mississippi
11/21/1997	1/2	1/2	H	W	75-61	La. Tech
11/23/1997	1/nr	1/nr	A	W	73-32	UT-Martin
11/25/1997	1/nr	1/nr	H	W	92-52	Vermont
11/29/1997	1/11	1/10	N79	W	88-70	Stanford
11/30/1997	1/nr	1/nr	A	W	74-51	Portland
12/3/1997	1/nr	1/nr	H	W	98-64	Texas
12/6/1997	1/nr	1/nr	N80	W	93-61	George Mason
12/7/1997	1/nr	1/nr	A	W	78-28	Manhattan
12/12/1997	1/5	1/5	H61	W	78-68	Illinois
12/18/1997	1/nr	1/nr	N81	W	98-63	Akron
12/19/1997	1/nr	1/nr	N81	W	105-81	Texas A&M
12/20/1997	1/9	1/10	N81	W	87-66	Wisconsin
1/1/1998	1/25	1/nr	H	W	88-58	Arkansas
1/3/1998	1/3	1/3	H	W	84-69	Connecticut
1/6/1998	1/nr	1/nr	A	W	94-52	S. Carolina
1/10/1998	1/12	1/14	H	W	99-60	Florida
1/14/1998	1/19	1/19	A	W	96-71	Georgia
1/18/1998	1/nr	1/nr	A	W	93-65	Kentucky
1/20/1998	1/nr	1/nr	A	W	125-46	DePaul
1/25/1998	1/9	1/8	H	W	86-54	Vanderbilt
1/28/1998	1/17	1/17	H	W	102-43	Georgia
2/1/1998	1/nr	1/nr	H	W	73-66	Alabama
2/4/1998	1/nr	1/nr	A	W	91-45	Mississippi
2/7/1998	1/3	1/3	H	W	85-61	Old Dominion
2/9/1998	1/nr	1/nr	A	W	74-52	Mississippi St.
2/12/1998	1/nr	1/nr	A	W	91-65	Memphis
2/14/1998	1/nr	1/nr	H	W	79-63	Auburn
2/16/1998	1/14	1/16	A	W	91-60	Vanderbilt
2/22/1998	1/nr	1/nr	H	W	90-58	Louisiana St.

## SEC TOURNAMENT (1st), Columbus, Ga.

2/27/1998	1/nr	1/nr	N82	W	88-60	Mississippi St.
2/28/1998	1/14	1/13	N82	W	106-45	Vanderbilt
3/1/1998	1/20	1/19	N82	W	67-63	Alabama

## NCAA SUB-REGIONAL, Knoxville, Tenn.

3/14/1998	1/nr	1/nr	H	W	102-58	Liberty
3/16/1998	1/15	1/18	H	W	82-62	W. Kentucky

## NCAA MIDEAST REGIONAL CHAMPIONSHIPS (1st), Nashville, Tenn.

3/21/1998	1/nr	1/nr	N83	W	92-60	Rutgers
3/23/1998	1/7	1/7	N83	W	76-70	N. Carolina

## NCAA FINAL FOUR (1st), Kansas City, Mo.

3/27/1998	1/nr	1/nr	N84	W	86-58	Arkansas
3/29/1998	1/4	1/4	N84	W	93-75	La. Tech

## 1998-99 (31-3, 13-1 SEC, 1st)

### Final AP Ranking 2nd

### Final ESPN Ranking 4th

### SEC Champions

### SEC Tournament Champions

### 2nd NCAA East Regionals

Date	AP Rk	ESPN Rk	Site	W/L	Score	Opponent
11/8/1998			H	W-ex	100-60	Visby (Sweden)
11/13/1998	1/nr	1/nr	H	W	94-57	Portland
11/15/1998	1/5	1/5	A85	L	68-78	Purdue
11/16/1998	4/nr	1/nr	H	W	108-63	St. Joseph's
11/28/1998	3/nr	3/nr	A	W	86-65	Texas
11/30/1998	3/2	3/2	A	W	92-73	La. Tech
12/3/1998	3/nr	3/nr	H	W	89-47	DePaul
12/6/1998	3/16	3/16	N86	W	74-60	Duke
12/17/1998	2/nr	2/nr	A	W	82-62	Arkansas
12/19/1998	2/nr	2/nr	H	W	98-62	Stanford
12/21/1998	2/8	2/8	H	W	100-77	UCLA
12/29/1998	2/nr	2/nr	A	W	92-51	Mississippi
1/3/1999	2/15	2/13	N87	W	68-54	Rutgers
1/7/1999	2/nr	2/nr	H	W	87-58	S. Carolina
1/10/1999	2/1	2/1	A	W	92-81	Connecticut
1/14/1999	1/4	1/4	H	W	102-69	Georgia
1/17/1999	1/nr	1/nr	H	W	98-60	Kentucky

GENERAL

STAFF

PLAYERS

REVIEW

HISTORY

FACILITIES

NCAA

SEC

RECORDS

MEDIA INFO



YEAR-BY-YEAR RESULTS

1/19/1999	1/12	1/11	A	W	77-61	Old Dominion
1/21/1999	1/21	1/19	A	W	77-64	Florida
1/28/1999	1/4	1/4	A	W	95-79	Georgia
1/31/1999	1/23	1/21	A	W	85-73	Alabama
2/4/1999	1/nr	1/nr	H	W	96-58	Mississippi
2/6/1999	1/nr	1/nr	H	W	94-53	Mississippi St.
2/7/1999	1/nr	1/nr	A	W	66-60	Vanderbilt
2/14/1999	1/17	1/21	A	W	71-63	Auburn
2/16/1999	1/nr	1/nr	H	W	113-39	Memphis
2/18/1999	1/nr	1/nr	H	W	89-53	Vanderbilt
2/21/1999	1/24	1/24	A	L	69-72	Louisiana St.

SEC TOURNAMENT (1st), Chattanooga, Tenn.

2/26/1999	2/nr	2/nr	N65	W	92-80	Florida
2/27/1999	2/24	2/nr	N65	W	80-69	Alabama
2/28/1999	2/14	2/12	N65	W	85-69	Georgia

NCAA SUB-REGIONAL, Knoxville, Tenn.

3/13/1999	2/nr	2/nr	H	W	113-54	Appalachian St.
3/15/1999	2/nr	2/nr	H	W	89-62	Boston College

NCAA EAST REGIONAL CHAMPIONSHIPS (2nd), Greensboro, N.C.

3/20/1999	2/13	2/15	N25	W	68-52	Virginia Tech
3/22/1999	2/10	2/11	N25	L	63-69	Duke

(Europe Tour)	Site	W/L	Score	Opponent
8/15/1999	A88	W-ex	71-68	Valenciennes-Orchies (France)
8/17/1999	A89	W-ex	104-37	Wetzikon BBC (Switzerland)
8/19/1999	A90	W-ex	126-50	Martigny BBC (Switzerland)
8/20/1999	A91	W-ex	66-57	Aix-En-Provence (France)
8/22/1999	A92	W-ex	114-45	Roque-Bruen (France)

1999-2000 (33-4, 13-1 SEC, 1st)

Final AP Ranking: 2nd

Final ESPN Ranking 2nd

SEC Champions

SEC Tournament Champions

2nd NCAA National Championships

Date	AP Rk	ESPN RkSite	W/L	Score	Opponent	
11/2/1999			H	W-ex	82-63	FC-DiegoBudapest
11/7/1999			H	W-ex	65-64	U.S. National
11/14/1999	2/6	2/6	H69	L	64-69	La. Tech
11/19/1999	5/nr	2/nr	H	W	133-60	UT-Martin
11/26/1999	5/23	5/22	A	W	79-73	Stanford
11/28/1999	5/4	5/4	A	W	88-77	UCLA
12/2/1999	3/17	3/17	H	W	72-66	Purdue
12/5/1999	3/25	3/nr	A	W	85-62	Wisconsin
12/7/1999	2/nr	2/nr	A	W	92-69	Memphis
12/17/1999	2/nr	2/nr	A	W	100-66	DePaul
12/19/1999	2/nr	2/nr	A	W	82-59	St. Joseph's
12/30/1999	2/25	2/nr	H	W	106-76	Texas
1/3/2000	2/21	2/19	H	W	113-55	Old Dominion
1/6/2000	2/16	2/21	A	W	86-50	Louisiana St.
1/8/2000	2/1	2/1	H	L	67-74	Connecticut
1/10/2000	2/nr	2/nr	H	W	79-69	Arkansas
1/14/2000	2/nr	2/nr	A	W	92-76	South Carolina
1/17/2000	2/7	2/7	A	L	51-78	Georgia
1/23/2000	2/nr	2/nr	A	W	71-65	Kentucky
1/29/2000	4/8	4/8	N93	W	83-63	NC State
1/30/2000	4/nr	4/nr	H	W	77-48	Kentucky
2/2/2000	4/1	4/1	A	W	72-71	Connecticut
2/4/2000	4/nr	4/nr	H	W	78-52	Vanderbilt
2/6/2000	4/nr	4/nr	H	W	65-47	Alabama
2/10/2000	2/nr	3/nr	A	W	70-49	Mississippi
2/13/2000	2/nr	3/nr	H	W	97-78	Florida
2/17/2000	2/22	3/18	A	W	79-75	Mississippi St.
2/20/2000	2/9	3/9	H	W	80-48	Louisiana St.
2/24/2000	2/nr	3/nr	A	W	59-57	Vanderbilt
2/27/2000	2/11	3/14	H	W	76-61	Auburn

SEC TOURNAMENT (1st), Chattanooga, Tenn.

3/3/2000	2/nr	3/nr	N65	W	91-79	Florida
3/4/2000	2/nr	3/nr	N65	W	61-53	Vanderbilt
3/5/2000	2/17	3/19	N65	W	70-67	Mississippi St.

NCAA SUB-REGIONAL, Knoxville, Tenn.

3/18/2000	2/nr	2/nr	H	W	90-38	Furman
3/20/2000	2/21	2/20	H	W	75-60	Arizona

NCAA MIDEAST REGIONAL CHAMPIONSHIPS (1st), Memphis, Tenn.

3/25/2000	2/19	2/19	N94	W	77-56	Virginia
3/27/2000	2/11	2/11	N94	W	57-44	Texas Tech

NCAA FINAL FOUR (2nd), Philadelphia, Pa.

3/31/2000	2/8	2/8	N95	W	64-54	Rutgers
4/2/2000	2/1	2/1	N95	L	52-71	Connecticut

2000-01 (31-3, 14-0 SEC, 1st)

Final AP Ranking 3rd

Final ESPN Ranking 5th

SEC Champions

3rd NCAA Mideast Regionals

Date	AP Rk	ESPN RkSite	W/L	Score	Opponent	
11/5/2000			H	W-ex	144-52	Dynamo Kiev
11/16/2000			H	W-ex	108-78	A. in A.
11/18/2000	2/nr	2/nr	H	W	94-52	DePaul
11/24/2000	2/nr	2/nr	N96	W	86-58	Clemson
11/25/2000	2/21	2/21	N96	W	111-62	Illinois
11/27/2000	2/nr	2/nr	A	W	83-61	TCU
12/3/2000	2/18	2/nr	H	W	90-66	Wisconsin
12/6/2000	2/nr	2/21	H	W	72-57	Boston College
12/10/2000	2/12	2/10	A	W	70-62	La. Tech
12/15/2000	2/nr	2/nr	H	W	98-60	Memphis
12/17/2000	2/15	2/22	H	W	63-58	Stanford
12/22/2000	2/15	2/22	A	W	67-59	Texas
12/27/2000	2/nr	2/nr	N97	W	67-63	Arizona State
12/30/2000	2/1	2/1	A77	L	76-81	Connecticut
1/2/2001	2/9	2/10	N87	W	58-51	Rutgers
1/4/2001	2/11	2/11	H	W	89-70	Louisiana St.
1/7/2001	2/nr	2/nr	A	W	76-61	Arkansas
1/11/2001	2/nr	2/nr	H	W	99-45	S. Carolina
1/15/2001	2/21	2/21	H	W	66-59	Mississippi St.
1/18/2001	2/4	2/4	H	W	85-69	Georgia
1/21/2001	2/nr	2/nr	A	W	110-38	Kentucky
1/23/2001	3/16	3/17	A	W	70-64	Vanderbilt
1/27/2001	3/nr	3/nr	H	W	83-39	Kentucky
1/28/2001	3/nr	3/nr	A	W	87-70	Old Dominion
2/1/2001	3/2	3/2	H	W	92-88	Connecticut
2/4/2001	3/nr	3/nr	A	W	97-75	Alabama
2/8/2001	2/nr	2/nr	H	W	119-52	Mississippi
2/11/2001	2/6	2/9	A	W	103-73	Florida
2/18/2001	2/13	2/12	A	W	75-73	Louisiana St.
2/22/2001	1/18	1/17	H	W	70-66	Vanderbilt
2/25/2001	1/nr	1/nr	A	W	63-49	Auburn

SEC TOURNAMENT (3rd), Memphis, Tenn.

3/2/2001	1/nr	1/nr	N94	W	82-52	Alabama
3/3/2001	1/15	1/15	N94	L	74-77	Vanderbilt

NCAA SUB-REGIONAL, Knoxville, Tenn.

3/16/2001	3/nr	3/nr	H	W	80-38	Austin Peay
3/18/2001	3/nr	3/nr	H	W	92-75	St. Mary's (CA)

NCAA MIDEAST REGIONAL CHAMPIONSHIPS (3rd), Birmingham, Ala.

3/24/2001	3/12	3/11	N98	L	65-80	Xavier
-----------	------	------	-----	---	-------	--------

2001-02 (29-5, 13-1 SEC, 1st)

Final AP Ranking 6th

Final ESPN Ranking 3rd

SEC Champions

3rd NCAA National Championships

Date	AP Rk	ESPN RkSite	W/L	Score	Opponent	
11/4/2001			H	W-ex	108-69	Remus Austria
11/16/2001	2/nr	2/nr	A	W	97-57	Chattanooga
11/18/2001	2/nr	2/nr	H	W	106-66	USC
11/23/2001	2/5	2/5	H	W	90-75	La. Tech
11/27/2001	2/22	2/21	A	W	88-57	G. Washington
12/2/2001	2/8	2/9	N99	W	93-56	NC State
12/5/2001	2/nr	2/nr	A	W	75-66	Boston College
12/16/2001	2/6	2/5	A	W	68-62	Stanford
12/19/2001	2/nr	2/nr	A	W	80-66	DePaul
12/27/2001	2/9	2/9	N100	W	89-68	Duke
12/29/2001	2/nr	2/nr	A	W	92-66	Memphis
1/3/2002	2/15	2/16	A	W	88-64	Florida
1/5/2002	2/1	2/1	H	L	72-86	Connecticut
1/8/2002	2/25	3/nr	H	W	74-62	Old Dominion
1/10/2002	2/19	3/22	H	W	71-50	Auburn
1/13/2002	2/nr	3/nr	H	W	79-67	Louisiana St.
1/17/2002	2/8	3/8	A	W	80-61	S. Carolina
1/20/2002	2/nr	3/nr	H	W	82-57	Alabama
1/27/2002	2/22	2/22	A	W	66-53	Auburn
1/31/2002	2/12	2/15	H	W	86-66	Florida
2/2/2002	2/8	2/6	A	L	59-76	Vanderbilt



# YEAR-BY-YEAR RESULTS

2/7/2002	3/nr	4/nr	H	W	93-65	Arkansas
2/10/2002	3/22	4/21	A	W	52-50	Georgia
2/12/2002	3/18	4/17	H	L	66-69	Texas
2/14/2002	3/nr	4/nr	A	W	80-78	Mississippi St.
2/16/2002	3/6	4/6	H	W	75-68	Vanderbilt
2/21/2002	4/nr	4/nr	A	W	86-69	Mississippi
2/24/2002	4/nr	4/nr	H	W	89-64	Kentucky

## SEC TOURNAMENT (3rd), Nashville, Tenn.

3/1/2002	3/24	3/24	N101	W	81-67	Georgia
3/2/2002	3/nr	3/nr	N101	L	80-81	Louisiana St.

## NCAA FIRST AND SECOND ROUNDS, Knoxville, Tenn.

3/15/2002	6/nr	6/nr	H	W	98-68	Georgia State
3/17/2002	6/nr	6/nr	H	W	89-50	Notre Dame

## NCAA MIDWEST REGIONAL CHAMPIONSHIPS (1st), Ames, Iowa

3/23/2002	6/nr	6/nr	N102	W	68-57	Brigham Young
3/25/2002	6/4	6/4	N102	W	68-63	Vanderbilt

## NCAA FINAL FOUR (3rd), San Antonio, Texas

3/29/2002	6/1	6/1	N103	L	56-79	Connecticut
-----------	-----	-----	------	---	-------	-------------

## 2002-03 (33-5, 14-0 SEC, 1st)

### Final AP Ranking 4th

### Final ESPN Ranking 2nd

### SEC Champions

### 2nd NCAA National Championships

Date	AP Rk	ESPN Rk	Site	W/L	Score	Opponent
11/3/2002			H	W-ex	116-50	Stockholm Human Rights (08)
11/10/2002	2/22	2/19	H	W	94-68	Oklahoma
11/16/2002			H	W-ex	95-76	Premier Players
11/24/2002	2/1	2/1	N104	L	55-76	Duke
11/26/2002	4/21	5/24	H	W	83-61	G. Washington
11/29/2002	4/nr	5/nr	A	W	136-26	Puerto Rico Mayaguez
11/30/2002	4/nr	5/nr	N105	W	96-44	Army
12/1/2002	4/nr	5/nr	N105	W	75-40	Saint Louis
12/4/2002	4/15	5/13	A	W	60-35	La. Tech
12/14/2002	4/nr	5/nr	A	W	71-39	USC
12/18/2002	4/5	4/5	H	W	71-56	Stanford
12/21/2002	4/22	4/21	A	L	62-63	Texas
12/28/2002	5/12	5/12	N106	W	77-61	Notre Dame
1/4/2003	5/3	5/2	A	L	62-63 (OT)	UConn
1/7/2003	5/nr	5/nr	A	W	91-63	Old Dominion
1/12/2003	5/nr	5/nr	H	W	81-72	Auburn
1/14/2003	5/25	5/24	H	W	76-57	DePaul
1/16/2003	5/nr	5/nr	A	W	88-45	Alabama
1/19/2003	5/nr	5/nr	A	W	94-53	Florida
1/23/2003	4/15	4/14	H	W	97-78	S. Carolina
1/26/2003	4/14	4/13	H	W	82-68	Mississippi St.
1/30/2003	4/12	4/11	A	W	92-79	Arkansas
2/2/2003	4/17	4/17	A	W	81-67	Vanderbilt
2/6/2003	3/nr	3/nr	H	W	86-43	Mississippi
2/9/2003	3/nr	3/nr	H	W	79-40	Florida
2/11/2003	3/nr	3/nr	H	W	86-72	TCU
2/16/2003	3/nr	3/nr	A	W	59-56	Auburn
2/20/2003	3/13	3/16	H	W	87-60	Georgia
2/23/2003	3/4	3/4	A	W	68-65	Louisiana St.
2/27/2003	3/17	3/18	H	W	91-71	Vanderbilt
3/2/2003	3/nr	3/nr	A	W	84-69	Kentucky

## SEC TOURNAMENT (2nd), N. Little Rock, Ark.

3/7/2003	3/nr	3/nr	N107	W	66-51	Auburn
3/8/2003	3/10	3/11	N107	W	76-75	Mississippi St.
3/9/2003	3/6	3/5	N107	L	62-78	Louisiana St.

## NCAA FIRST AND SECOND ROUNDS, Knoxville, Tenn.

3/22/2003	4/nr	4/nr	H	W	95-43	Alabama St.
3/24/2003	4/nr	4/nr	H	W	81-51	Virginia

## NCAA MIDEAST REGIONAL CHAMPIONSHIPS (1st), Knoxville, Tenn.

3/29/2003	4/15	4/16	H	W	86-58	Penn State
3/31/2003	4/11	4/12	H	W	73-49	Villanova

## NCAA FINAL FOUR (2nd), Atlanta, Ga.

4/6/2003	4/2	4/1	N108	W	66-56	Duke
4/8/2003	4/1	4/2	N108	L	68-73	Connecticut

(Europe Tour) Site	W/L	Score	Opponent	
8/10/2003	N109	W-ex	58-13	Pesaro (Italy)
8/13/2003	A110	L-ex	79-85	Greek National Tm.
8/14/2003	N110	L-ex	67-69	Bulgarian Ntnl. Tm.
8/15/2003	N110	W-ex	88-74	Romanian Ntnl. Tm.
8/16/2003	A110	W-ex	59-50	Greek National Tm.

## 2003-04 (31-4, 14-0 SEC, 1st)

### Final AP Ranking 2nd

### Final ESPN Ranking 2nd

### SEC Champions

### 2nd NCAA National Championships

Date	AP Rk	ESPN Rk	Site	W/L	Score	Opponent
11/9/2003			H	W-ex	86-57	W. Coast All-Stars
11/18/2003			H	W-ex	88-64	AIA
11/23/2003	3/nr	3/nr	H	W	83-52	Chattanooga
11/30/2003	3/17	3/17	H	W	83-59	Notre Dame
12/7/2003	3/10	3/11	H	W	85-65	La. Tech
12/11/2003	2/nr	2/25	H	W	59-49	Rutgers
12/14/2003	2/6	2/5	A	W	70-66 (OT)	Stanford
12/17/2003	2/nr	2/nr	A	W	96-89 (OT)	DePaul
12/21/2003	2/13	2/15	A	W	71-55	Oklahoma
12/28/2003	2/5	2/5	H	L	60-70	Texas
12/30/2003	5/nr	5/nr	A	W	65-51	G. Washington
1/2/2004	5/19	5/19	A	W	74-66	TCU
1/4/2004	5/nr	5/nr	H	W	66-42	Old Dominion
1/8/2004	5/nr	5/nr	H	W	83-44	Arkansas
1/11/2004	5/nr	5/nr	A	W	61-53	Mississippi St.
1/15/2004	5/nr	5/nr	A	W	86-58	S. Carolina
1/18/2004	5/nr	5/nr	H	W	72-51	Alabama
1/22/2004	2/nr	2/nr	H	W	79-54	Vanderbilt
1/24/2004	2/1	2/1	A	W	72-69	Duke
1/29/2004	1/nr	1/nr	A	W	81-72	Kentucky
2/1/2004	1/22	1/25	H	W	68-61 (OT)	Auburn
2/5/2004	1/4	1/3	H	L	67-81	Connecticut
2/8/2004	1/nr	1/nr	H	W	72-58	S. Carolina
2/12/2004	3/19	3/17	A	W	70-67	Georgia
2/15/2004	3/nr	3/nr	A	W	94-88	Vanderbilt
2/19/2004	3/nr	3/nr	H	W	88-79	Florida
2/22/2004	3/nr	3/nr	A	W	85-69	Mississippi
2/26/2004	2/nr	2/nr	A	W	93-71	Arkansas
2/29/2004	2/15	2/17	H	W	85-62	Louisiana St.

## SEC TOURNAMENT (3rd), Nashville, Tenn.

3/5/2004	1/nr	1/nr	N101	W	67-57	Mississippi St.
3/6/2004	1/20	1/16	N101	L	66-68 (OT)	Georgia

## NCAA FIRST AND SECOND ROUNDS, Tallahassee, Fla.

3/20/2004	2/nr	3/nr	N111	W	77-54	Colgate
3/22/2004	2/nr	3/25	N111	W	79-59	DePaul

## NCAA MIDWEST REGIONAL CHAMPIONSHIPS (1st), Norman, Okla.

3/28/2004	2/15	3/17	N112	W	71-69	Baylor
3/30/2004	2/10	3/8	N112	W	62-60	Stanford

## NCAA FINAL FOUR (2nd), New Orleans, La.

4/4/2004	2/19	3/19	N113	W	52-50	Louisiana St.
4/6/2004	2/6	3/6	N113	L	61-70	Connecticut

## 2004-05 (30-5, 13-1 SEC, 2nd)

### Final AP Ranking 3rd

### Final ESPN Ranking 4th

### SEC Tournament Champions

### 3rd NCAA National Championships

Date	AP Rk	ESPN Rk	Site	W/L	Score	Opponent
11/11/2004			H	W-ex	105-47	Cason Newman
11/14/2004			H	W-ex	77-36	W. Coast All-Stars
11/19/2004	1/nr	1/nr	A	W	68-34	Chattanooga
11/21/2004	1/nr	1/nr	A	W	64-54	NC State
11/23/2004	1/nr	1/nr	H	W	71-41	G. Washington
11/25/2004	1/4	1/4	A	L	59-74	Texas
11/28/2004	1/nr	1/nr	H	W	52-48	Temple
12/2/2004	4/10	5/9	H	L	57-59	Duke
12/12/2004	9/15	9/15	H	W	78-63	DePaul
12/15/2004	9/nr	10/nr	A	W	70-59	La. Tech
12/19/2004	9/nr	10/nr	H	W	82-55	TCU
12/21/2004	9/2	10/2	H	W	70-67	Stanford
12/29/2004	8/24	8/nr	A	L	51-65	Rutgers
1/2/2005	8/nr	8/nr	A	W	68-58	Old Dominion
1/8/2005	10/15	10/14	A	W	68-67	Connecticut
1/13/2005	8/nr	10/nr	H	W	72-54	Arkansas
1/16/2005	8/17	10/15	A	W	79-65	Vanderbilt
1/20/2005	7/nr	9/nr	A	W	81-71	Auburn
1/23/2005	7/nr	9/nr	H	W	67-49	Kentucky
1/27/2005	5/nr	6/nr	A	W	68-53	S. Carolina
1/31/2005	5/18	5/19	H	W	77-70	Georgia
2/3/2005	5/nr	5/nr	A	W	91-82 (OT)	Florida



# RECORDS

## YEAR-BY-YEAR RESULTS

2/6/2005	5/nr	5/nr	H	W	99-67	Mississippi
2/10/2005	5/1	5/1	A	L	58-68	Louisiana St.
2/13/2005	5/21	5/20	H	W	72-63	Vanderbilt
2/17/2005	6/nr	6/nr	H	W	74-44	S. Carolina
2/20/2005	6/nr	6/nr	A	W	84-71	Arkansas
2/24/2005	5/nr	5/nr	H	W	78-56	Mississippi St.
2/27/2005	5/nr	5/nr	A	W	94-81	Alabama

### SEC TOURNAMENT (1st), Greenville, S.C.

3/4/2005	5/nr	4/nr	N114	W	64-54	Auburn
3/5/2005	5/18	4/17	N114	W	76-73	Vanderbilt
3/6/2005	5/1	4/1	N114	W	67-65	Louisiana St.

### NCAA FIRST AND SECOND ROUNDS, Knoxville, Tenn.

3/20/2005	3/nr	3/nr	H	W	94-43	W. Carolina
3/22/2005	3/nr	3/nr	H	W	75-54	Purdue

### NCAA PHILADELPHIA REGIONAL CHAMPIONSHIPS (1st), Philadelphia

3/27/2005	3/14	3/14	N115	W	75-59	Texas Tech
3/29/2005	3/9	3/10	N115	W	59-49	Rutgers

### NCAA FINAL FOUR (3rd), Indianapolis, Ind.

4/3/2005	3/6	3/5	N116	L	64-68	Michigan St.
----------	-----	-----	------	---	-------	--------------

## 2005-06 (31-5, 11-3 SEC, 2nd)

### Final AP Ranking 6th

### Final ESPN Ranking 5th

### SEC Tournament Champions

### 2nd NCAA Cleveland Regionals

Date	AP Rk	ESPN Rk	Site	W/L	Score	Opponent
11/6/2005			H	W-ex	131-40	Dalhousie
11/10/2005			H	W-ex	101-55	Carson-Newman
11/20/2005	2/nr	1/nr	H	W	83-33	Stetson
11/21/2005	2/nr	1/nr	H	W	92-50	Chattanooga
11/24/2005	2/9	1/9	N117	W	83-55	Michigan St.
11/25/2005	2/nr	1/nr	N117	W	79-65	Gonzaga
11/26/2005	2/10	1/10	N117	W	80-75	Maryland
12/1/2005	2/16	1/18	H	W	102-61	Texas
12/4/2005	2/12	1/11	A	W	74-67	Stanford
12/7/2005	1/nr	1/nr	A	W	59-43	G. Washington
12/15/2005	1/nr	1/nr	H	W	83-59	La. Tech
12/20/2005	1/nr	1/nr	H	W	107-39	Princeton
12/28/2005	1/22	1/21	A	W	75-50	Temple
12/31/2005	1/12	1/11	A	W	62-51	Notre Dame
1/2/2006	1/nr	1/nr	H	W	83-67	Old Dominion
1/4/2006	1/nr	1/nr	A	W	66-51	S. Carolina
1/7/2006	1/7	1/7	H	W	89-80	Connecticut
1/12/2006	1/13	1/17	H	W	94-85	Georgia
1/15/2006	1/nr	1/nr	A	W	79-56	Mississippi St.
1/19/2006	1/19	1/19	A	W	80-68	Vanderbilt
1/23/2006	1/2	1/2	A	L	53-75	Duke
1/26/2006	1/nr	3/nr	A	L	63-66	Kentucky
1/29/2006	1/nr	3/nr	H	W	89-54	Alabama
2/2/2006	5/nr	5/nr	A	W	78-63	Mississippi
2/5/2006	5/nr	5/nr	H	W	77-37	Arkansas
2/9/2006	5/3	5/4	H	L	69-72	Louisiana St.
2/12/2006	5/22	5/20	H	W	70-67	Vanderbilt
2/16/2006	5/13	5/13	A	W	58-55	Georgia
2/19/2006	5/nr	5/nr	A	W	82-65	Alabama
2/23/2006	5/nr	5/nr	H	W	81-56	Auburn
2/26/2006	5/nr	5/nr	H	L	93-95 (OT)	Florida

### SEC TOURNAMENT (1st), N. Little Rock, Ark.

3/3/2006	8/nr	9/nr	N107	W	77-45	Auburn
3/4/2006	8/12	9/12	N107	W	89-79	Georgia
3/5/2006	8/3	9/3	N107	W	63-62	Louisiana St.

### NCAA FIRST AND SECOND ROUNDS, Norfolk, Va.

3/19/2006	6/nr	6/nr	N118	W	102-54	Army
3/21/2006	6/nr	6/nr	N118	W	66-53	GWashington

### NCAA CLEVELAND REGIONAL CHAMPIONSHIPS (2nd), Cleveland, Ohio

3/26/2006	6/9	6/9	N93	W	76-69	Rutgers
3/28/2006	6/1	6/1	N93	L	63-75	N. Carolina

## 2006-07 (34-3, 14-0 SEC, 1st)

### Final AP Ranking 3rd

### Final ESPN Ranking 1st

### SEC Champions

### NCAA NATIONAL CHAMPIONS

Date	AP Rk	ESPN Rk	Site	W/L	Score	Opponent
11/1/2006			H	W-ex	104-49	Carson-Newman
11/5/2006			H	W-ex	101-51	Houston Jaguars

11/12/2006	5/nr	5/nr	H	W	102-72	Chattanooga
11/16/2006	5/20	4/21	H	W	83-60	UCLA
11/19/2006	5/11	4/11	A	W	83-74	Arizona State
11/24/2006	4/11	4/11	H	W	77-60	Stanford
11/26/2006	4/nr	4/nr	H	W	88-64	MTSU
11/28/2006	4/nr	4/nr	A	W	71-50	La. Tech
12/3/2006	4/2	4/2	A	L	57-70	N. Carolina
12/5/2006	6/nr	5/nr	H	W	85-29	UT-Martin
12/7/2006	6/21	5/19	H	W	85-62	G. Washington
12/17/2006	5/23	5/24	A	W	67-46	Texas
12/20/2006	5/nr	5/nr	H	W	66-51	West Virginia
12/22/2006	5/nr	5/nr	A	W	75-59	Old Dominion
12/30/0206	4/nr	4/nr	H	W	78-54	Notre Dame
1/3/2007	4/nr	4/nr	H	W	72-36	Alabama
1/6/2007	4/5	4/5	A	W	70-64	Connecticut
1/11/2007	4/nr	4/nr	A	W	80-58	Florida
1/14/2007	4/15	4/15	A	W	52-41	Georgia
1/18/2007	4/nr	4/nr	H	W	73-44	Mississippi St.
1/22/2007	4/1	4/1	H	L	70-74	Duke
1/25/2007	4/15	4/14	A	W	67-57	Vanderbilt
1/28/2007	4/nr	4/nr	A	W	80-51	Alabama
2/1/2007	3/nr	3/nr	H	W	72-36	S. Carolina
2/5/2007	3/9	3/14	H	W	73-57	Georgia
2/8/2007	3/nr	3/nr	A	W	72-62	Auburn
2/11/2007	3/nr	3/nr	H	W	84-62	Kentucky
2/15/2007	3/nr	3/nr	H	W	81-69	Mississippi
2/19/2007	2/7	3/7	A	W	56-51	La. State
2/22/2007	2/nr	2/nr	A	W	75-68 (OT)	Arkansas
2/25/2007	2/12	2/12	H	W	73-53	Vanderbilt

### SEC TOURNAMENT (2nd), Duluth, Ga.

3/2/2007	2/nr	2/nr	N119	W	81-63	S. Carolina
3/3/2007	2/11	2/10	N119	L	54-63	Louisiana St.

### NCAA FIRST AND SECOND ROUNDS, Pittsburgh, Pa.

3/18/2007	3/nr	4/nr	N120	W	76-37	Drake
3/20/2007	3/nr	4/nr	A	W	68-54	Pittsburgh

### NCAA DAYTON REGIONAL CHAMPIONSHIPS (1st), Dayton, Ohio

3/25/2007	3/nr	4/nr	N121	W	65-46	Marist
3/27/2007	3/nr	4/nr	N121	W	98-62	Mississippi

### NCAA FINAL FOUR (1st), Cleveland, Ohio

4/1/2007	3/2	4/2	N93	W	56-50	N. Carolina
4/3/2007	3/15	4/18	N93	W	59-46	Rutgers

## 2007-08 (36-2, 13-1 SEC, 2nd)

### Final AP Ranking 3rd

### Final ESPN Ranking 1st

### SEC Tournament Champions

### NCAA NATIONAL CHAMPIONS

Date	AP Rk	ESPN Rk	Site	W/L	Score	Opponent
11/4/2007			H	L-ex	72-83	U.S. National
11/8/2007			H	W-ex	91-30	Carson-Newman
11/11/2007	1/nr	1/nr	H	W	76-56	Chattanooga
11/15/2007	1/9	1/8	N122	W	70-67	Oklahoma
11/18/2007	1/21	1/22	H	W	92-67	Texas
11/21/2007	1/15	1/17	N123	W	67-49	West Virginia
11/26/2007	1/nr	1/nr	H	W	81-60	La. Tech
12/2/2007	1/5	1/4	H	W	83-79	N. Carolina
12/5/2007	1/25	1/nr	H	W	83-51	Old Dominion
12/13/2007	1/nr	1/nr	H	W	84-61	MTSU
12/16/2007	1/nr	1/nr	H	W	96-73	Gonzaga
12/19/2007	1/nr	1/nr	A	W	82-70	UCLA
12/22/2007	1/5	1/4	A	L	69-73 (OT)	Stanford
1/2/2008	3/15	3/15	A	W	102-68	DePaul
1/5/2008	3/14	3/14	A	W	87-63	Notre Dame
1/10/2008	2/22	2/20	H	W	85-52	Auburn
1/13/2008	2/nr	2/nr	A	W	71-48	S. Carolina
1/17/2008	2/nr	2/nr	A	W	65-40	Kentucky
1/20/2008	2/nr	2/nr	H	W	79-63	Vanderbilt
1/24/2008	2/nr	2/nr	H	W	98-55	Arkansas
1/28/2008	2/9	2/10	A	W	67-64	Duke
1/31/2008	2/nr	2/nr	A	W	68-44	Mississippi
2/3/2008	2/nr	2/nr	H	W	79-51	Kentucky
2/7/2008	2/nr	2/nr	A	W	87-69	Mississippi St.
2/11/2008	1/5	1/7	H	W	59-58	Rutgers
2/14/2008	1/7	1/7	H	L	62-78	Louisiana St.
2/17/2008	1/25	1/nr	A	W	81-68	Vanderbilt
2/21/2008	3/nr	3/nr	A	W	85-58	Alabama

# YEAR-BY-YEAR RESULTS

2/24/2008	3/nr	3/nr	H	W	72-46	Mississippi St.
2/28/2008	3/nr	3/nr	H	W	88-61	Florida
3/2/2008	3/22	3/20	A	W	72-63	Georgia

## SEC TOURNAMENT (1st), Nashville, Tenn.

3/7/2008	3/nr	3/nr	N101	W	92-61	Florida
3/8/2008	3/21	3/22	N101	W	63-48	Vanderbilt
3/9/2008	3/7	3/6	N101	W	61-55	Louisiana St.

## NCAA FIRST AND SECOND ROUNDS, West Lafayette, Ind.

3/23/2008	3/nr	3/nr	N124	W	94-55	Oral Roberts
3/25/2008	3/nr	3/nr	A124	W	78-52	Purdue

## NCAA OKLAHOMA CITY REGIONAL CHAMP. (1st), Oklahoma City, Okla.

3/30/2008	3/15	3/19	N125	W	74-64	Notre Dame
4/1/2008	3/8	3/9	N125	W	53-45	Texas A&M

## NCAA FINAL FOUR (1st), Tampa, Fla.

4/6/2008	3/6	3/5	N122	W	47-46	Louisiana St.
4/8/2008	3/4	3/4	N122	W	64-48	Stanford

## 2008-09 (22-11, 9-5 SEC, 14th)

### Final AP Ranking 18th

### Final ESPN Ranking not ranked

Date	AP Rk	ESPN Rk	Site	W/L	Score	Opponent
11/6/2008			H	W-ex	135-55	Carson-Newman
11/9/2008			H	W-ex	85-50	Love & Basketball
11/15/2008	7/nr	6/nr	H	W	68-39	San Francisco
11/17/2008	5/16	6/15	H	L	82-83	Virginia
11/21/2008	5/nr	13/nr	A	W	66-63	Chattanooga
11/23/2008	5/nr	13/nr	H	W	94-59	La. Tech
11/25/2008	9/nr	12/nr	H	W	83-56	W. Carolina
11/30/2008	9/nr	12/nr	H	W	88-67	DePaul
12/2/2008	7/nr	9/nr	A	W	71-59	G. Washington
12/11/2008	7/nr	10/nr	H	W	81-52	MTSU
12/14/2008	7/6	10/5	A	L	59-73	Texas
12/18/2008	11/nr	13/nr	A	W	81-76	Old Dominion
12/21/2008	11/3	13/4	H	W	79-69 (OT)	Stanford
12/30/2008	8/nr	12/nr	A	W	77-58	Gonzaga
1/3/2009	8/15	12/14	A	W	55-51	Rutgers
1/8/2009	7/nr	11/nr	H	W	69-64	Kentucky
1/11/2009	7/24	11/24	A	L	58-74	Vanderbilt
1/15/2009	13/nr	13/nr	A	W	63-56	Mississippi St.
1/18/2009	13/nr	13/nr	H	W	68-56	S. Carolina
1/22/2009	10/nr	12/nr	A	W	76-67	Arkansas
1/25/2009	10/6	12/5	A	L	68-82	Auburn
1/29/2009	13/nr	15/nr	H	W	60-59	Mississippi
2/2/2009	12/2	15/2	A125	L	70-80	Oklahoma
2/5/2009	12/9	17/nr	H	W	73-43	Georgia
2/8/2009	12/11	17/13	A	L	57-66	Florida
2/12/2009	15/nr	17/nr	H	W	80-61	Alabama
2/16/2009	13/7	18/10	H	L	54-62	Duke
2/19/2009	13/nr	18/nr	A	L	56-66	Kentucky
2/22/2009	13/nr	19/nr	H	W	82-68	Mississippi St.
2/26/2009	18/nr	23/nr	A	L	61-63	Louisiana St.
3/1/2009	18/19	23/21	H	W	75-66	Vanderbilt

## SEC TOURNAMENT (3rd), N. Little Rock, Ark.

3/5/2009	19/nr	24/nr	N107	W	68-49	Alabama
3/6/2009	19/21	24/18	N107	W	71-67	Florida
3/7/2009	19/6	24/5	N107	L	58-78	Auburn

## NCAA FIRST ROUND, Bowling Green, Ky.

3/22/2009	18/nr	23/nr	N45	L	55-71	Ball State
-----------	-------	-------	-----	---	-------	------------

## 2009-10 (32-3, 15-1 SEC, 1st)

### Final AP Ranking 3rd

### Final ESPN Ranking 8th

### SEC Champions

### SEC Tournament Champions

Date	AP Rk	ESPN Rk	Site	W/L	Score	Opponent
11/5/2009			H	W-ex	124-34	Carson-Newman
11/9/2009			H	W-ex	79-46	Delta State
11/15/2009	8/7	9/4	H	W	74-65	Baylor
11/17/2009	6/nr	5/nr	N126	W	91-53	Texas Tech
11/22/2009	6/12	5/17	A	W	77-63	Virginia
11/25/2009	6/nr	5/nr	A	W	69-52	MTSU
11/28/2009	6/nr	5/nr	H	W	61-47	UCLA
12/1/2009	6/nr	5/nr	H	W	93-53	G. Washington
12/6/2009	6/17	5/17	H	W	78-58	Texas
12/13/2009	4/nr	3/nr	N87	W	68-54	Rutgers
12/16/2009	3/nr	3/nr	H	W	86-56	Louisville

12/19/2009	3/2	3/2	A	L	52-67	Stanford
12/22/2009	4/nr	4/nr	A	W	89-34	San Francisco
12/30/2009	4/nr	4/nr	H	W	102-62	Old Dominion
1/3/2010	4/14	4/15	H	W	96-75	Oklahoma
1/7/2010	4/nr	4/nr	H	W	79-62	S. Carolina
1/10/2010	4/nr	4/nr	A	W	75-48	Mississippi St.
1/14/2010	4/nr	4/nr	A	W	66-64	Florida
1/17/2010	4/nr	4/22	H	W	64-57	Vanderbilt
1/21/2010	3/8	3/8	A	L	50-53	Georgia
1/24/2010	3/18	3/19	A	W	55-43	LSU
1/28/2010	5/nr	5/nr	H	W	85-56	Auburn
1/31/2010	5/nr	5/nr	A	W	60-55	S. Carolina
2/4/2010	5/nr	5/nr	H	W	74-57	Arkansas
2/8/2010	5/nr	5/22	A	W	69-60	Vanderbilt
2/11/2010	5/nr	5/nr	A	W	61-58	Mississippi
2/14/2010	5/nr	5/nr	H	W	83-44	Florida
2/18/2010	5/nr	5/nr	A	W	74-67	Alabama
2/22/2010	4/20	4/nr	H	W	70-61	LSU
2/25/2010	4/16	4/14	H	W	81-65	Kentucky
2/28/2010	4/nr	4/nr	H	W	75-63	Mississippi

## SEC TOURNAMENT (1st), Duluth, Ga.

3/5/2010	4/nr	4/nr	N119	W	76-51	Mississippi
3/6/2010	4/nr	4/nr	N119	W	68-49	Vanderbilt
3/7/2010	4/19	4/18	N119	W	70-62	Kentucky

## NCAA FIRST AND SECOND ROUNDS, Knoxville, Tenn.

3/20/2010	3/nr	3/nr	H	W	75-42	Austin Peay
3/22/2010	3/nr	3/nr	H	W	92-64	Dayton

## NCAA MEMPHIS REGIONAL CHAMPIONSHIPS (3rd), Memphis, Tenn.

3/27/2010	3/14	3/18	N127	L	62-77	Baylor
-----------	------	------	------	---	-------	--------

## 2010-11 (34-3, 16-0 SEC, 1st)

### Final AP Ranking 4th

### Final ESPN Ranking 6th

### SEC Champions

### SEC Tournament Champions

Date	AP Rk	ESPN Rk	Site	W/L	Score	Opponent
11/2/2010			H	W-ex	110-60	Carson-Newman
11/7/2010			H	W-ex	86-53	Union (Tenn.)
11/12/2010	4/nr	4/nr	A	W	63-50	Louisville
11/15/2010	4/nr	4/nr	H	W	103-43	Chattanooga
11/18/2010	4/nr	4/nr	H	W	85-73	Virginia
11/21/2010	4/nr	4/nr	H	W	80-64	Arizona State
11/25/2010	4/nr	4/nr	N117	W	82-44	Missouri
11/26/2010	4/nr	4/nr	N117	W	66-42	Georgia Tech
11/27/2010	4/12	4/13	N117	L	58-69	Georgetown
12/1/2010	9/nr	8/nr	H	W	99-55	Lamar
12/5/2010	9/nr	8/nr	A	W	74-44	Old Dominion
12/12/2010	8/21	7/24	A	W	92-77	Texas
12/14/2010	6/2	6/3	A	L	54-65	Baylor
12/19/2010	6/3	6/2	H	Wot	82-72	Stanford
12/22/2010	5/nr	6/nr	H	W	102-53	ETSU
12/30/2010	5/nr	6/nr	H	W	87-51	Rutgers
1/2/2011	5/nr	6/nr	A	W	73-65	LSU
1/6/2011	5/nr	6/nr	H	W	110-45	Alabama
1/9/2011	5/nr	6/nr	H	W	86-46	Mississippi
1/13/2011	5/nr	6/nr	A	W	83-40	Florida
1/15/2011	5/nr	6/nr	H	W	68-56	Vanderbilt
1/20/2011	5/nr	6/nr	A	W	71-56	S. Carolina
1/23/2011	5/nr	6/nr	A	W	73-53	Auburn
1/27/2011	5/nr	6/nr	H	W	81-55	Mississippi St.
1/30/2011	5/nr	6/nr	A	W	72-53	Arkansas
2/7/2011	4/15	4/18	A	W	73-67	Kentucky
2/10/2011	4/nr	4/nr	H	W	61-39	Florida
2/13/2011	4/nr	4/nr	A	W	66-57	Vanderbilt
2/17/2011	4/nr	4/nr	H	W	82-60	S. Carolina
2/21/2011	4/22	4/rv	H	W	77-44	Georgia
2/24/2011	4/nr	4/nr	A	W	66-39	Mississippi
2/27/2011	4/nr	4/nr	H	W	80-60	LSU

## SEC TOURNAMENT (1st), Duluth, Ga.

3/4/2011	4/nr	4/nr	N128	W	92-75	Florida
3/5/2011	4/nr	4/nr	N128	W	82-58	Georgia
3/6/2011	4/16	4/16	N128	W	90-65	Kentucky

## NCAA FIRST AND SECOND ROUNDS, Knoxville, Tenn.

3/19/2011	4/nr	4/nr	H	W	99-34	Stetson
3/21/2011	4/23	4/25	H	W	79-70	Marquette

## NCAA DAYTON REGIONAL CHAMPIONSHIPS (2nd), Dayton, Ohio

GENERAL

STAFF

PLAYERS

REVIEW

HISTORY

FACILITIES

NCAA

SEC

RECORDS

MEDIA INFO



**YEAR-BY-YEAR RESULTS**

3/26/2011 4/18 4/24 N121 W 85-75 Ohio State  
 3/28/2011 4/9 4/7 N121 L 59-73 Notre Dame

**2011-12 (27-9, 12-4 SEC, 2nd)**

**Final AP Ranking 9th**  
**Final ESPN/USA Today Ranking 7th**  
**SEC Tournament Champions**

Date	AP Rk	ESPN Rk	Site	W/L	Score	Opponent
11/1/2011			H	W-ex	105-40	Carson-Newman
11/8/2011			H	W-ex	93-45	Union
11/13/2011	3/nr	3/nr	H	W	89-57	Pepperdine
11/15/2012	3/7	3/7	H	W	92-76	Miami (Fla.)
11/20/2012	3/nr	3/nr	A	L	64-69 (OT)	Virginia
11/27/2012	6/1	7/1	H	L	67-76	Baylor
11/29/2012	8/nr	8/nr	H	W	82-43	MTSU
12/4/2012	8/21	8/22	H	W	73-57	Texas
12/11/2012	7/20	8/21	N87	W	84-61	DePaul
12/13/2012	6/11	6/11	A	W	67-61	Rutgers
12/17/2012	6/nr	6/nr	A	W	85-64	UCLA
12/20/2012	6/4	6/4	A	L	80-97	Stanford
12/28/2012	7/nr	8/nr	H	W	90-37	Old Dominion
1/1/2012	7/nr	8/nr	A	W	73-52	Auburn
1/3/2012	6/nr	7/nr	H	W	90-47	Chattanooga
1/5/2012	6/16	7/15	H	W	80-51	Georgia
1/8/2012	6/nr	7/nr	A	W	69-38	Arkansas
1/12/2012	6/9	7/8	A	L	60-61	Kentucky
1/15/2012	6/25	7/24	H	W	87-64	Vanderbilt
1/19/2012	9/nr	9/nr	H	W	65-56	LSU
1/23/2012	7/2	9/2	A	L	44-72	Notre Dame
1/26/2012	7/nr	9/nr	A	W	86-56	Alabama
1/29/2012	7/17	9/15	A	W	67-50	Georgia
2/2/2012	8/nr	8/nr	H	L	60-64	S. Carolina
2/5/2012	8/nr	8/nr	H	W	82-61	Auburn
2/9/2012	11/nr	11/25	A	L	79-93	Vanderbilt
2/13/2012	13/7	10/7	H	W	91-54	Kentucky
2/16/2012	13/nr	10/nr	A	W	57-41	Mississippi St.
2/19/2012	13/nr	10/nr	A	W	66-56	Mississippi
2/23/2012	10/nr	9/nr	H	L	71-72 (OT)	Arkansas
2/26/2012	10/nr	9/nr	H	W	75-59	Florida

**SEC TOURNAMENT (1st), Nashville, Tenn.**

3/2/2012	13/nr	10/nr	N101	W	68-57	Vanderbilt
3/3/2012	13/25	10/nr	N101	W	74-58	S. Carolina
3/4/2012	13/nr	10/nr	N101	W	70-58	LSU

**NCAA FIRST AND SECOND ROUNDS, Chicago, Ill.**

3/17/2012	9/nr	7/nr	N128	W	72-49	UT-Martin
3/19/2012	9/nr	7/23	A	W	63-48	DePaul

**NCAA DES MOINES REGIONAL CHAMP. (2nd), Des Moines, Iowa**

3/24/2012	9/nr	7/nr	N129	W	84-73	Kansas
3/26/2012	9/1	7/1	N129	L	58-77	Baylor



Glory Johnson and Shekinna Stricklen celebrated in Nashville after Tennessee won the 2012 SEC Tournament at Bridgestone Arena.



Taber Spani and Holly Warlick celebrated after the Lady Vols clinched the 2013 SEC regular season title in Knoxville vs. Texas A&M.

**2012-13 (27-8, 14-2 SEC, 1st)**

**Final AP Ranking 10th**  
**Final ESPN/USA Today Ranking 9th**  
**SEC Champions**

Date	AP Rk	ESPN Rk	Site	W/L	Score	Opponent
11/1/2012			H	W-ex	104-44	Carson-Newman
11/4/2012			H	W-ex	118-44	Coker
11/9/2012	20/nr	16/nr	A	L	71-80	Chattanooga
11/11/2012	20/22	16/20	A	W	71-54	Georgia Tech
11/15/2012	24/nr	24/nr	H	W	101-48	Rice
11/18/2012	24/23	20/23	A	W	79-67	Miami (Fla.)
11/25/2012	20/nr	15/nr	H	W	90-37	Alcorn State
11/28/2012	16/nr	14/nr	H	W	88-81 (OT)	MTSU
12/2/2012	16/22	14/nr	H	W	102-57	N. Carolina
12/16/2012	13/18	12/20	A	W	94-75	Texas
12/18/2012	10/3	11/3	A	L	53-76	Baylor
12/22/2012	10/1	11/1	H	L	60-73	Stanford
12/28/2012	13/nr	15/nr	H	W	75-40	Davidson
12/30/2012	13/nr	15/nr	H	W	66-47	Rutgers
1/3/2013	12/18	13/15	A	W	73-53	S. Carolina
1/6/2013	12/10	13/11	H	W	79-66	Georgia
1/10/2013	9/nr	9/nr	H	W	84-39	Missouri
1/13/2013	9/nr	9/nr	A	W	78-75 (OT)	Florida
1/17/2013	9/nr	9/nr	A	W	75-66	Auburn
1/20/2013	9/nr	9/nr	H	W	96-69	Alabama
1/24/2013	9/nr	9/nr	A	W	83-75	Vanderbilt
1/28/2013	9/2	10/3	H	L	67-77	Notre Dame
1/31/2013	9/nr	10/nr	H	W	88-45	Mississippi St.
2/3/2013	9/nr	10/nr	A	L	63-80	Missouri
2/7/2013	12/nr	13/nr	A	W	64-62	LSU
2/10/2013	12/nr	13/nr	H	W	97-68	Mississippi
2/17/2013	12/nr	10/nr	H	W	83-64	Vanderbilt
2/21/2013	11/nr	10/nr	H	W	83-61	Auburn
2/24/2013	11/nr	10/nr	A	W	60-54	Arkansas
2/28/2013	8/13	8/15	H	W	82-72	Texas A&M
3/3/2013	8/10	8/10	A	L	65-78	Kentucky

**SEC TOURNAMENT (3rd), Duluth, Ga.**

3/8/2013	9/nr	9/nr	N119	W	82-73	Florida
3/9/2013	9/19	9/19	N119	L	62-66	Texas A&M

**NCAA FIRST AND SECOND ROUNDS, Knoxville, Tenn.**

3/23/2013	10/nr	9/nr	H	W	83-62	Oral Roberts
3/25/2013	10/nr	9/nr	H	W	68-52	Creighton

**NCAA OKLAHOMA CITY REGIONAL CHAMP. (2nd), Oklahoma City, Okla.**

3/31/2013	10/nr	9/nr	N125	W	74-59	Oklahoma
4/2/2013	10/16	9/17	N125	L	78-86	Louisville



2013-14  
**MEDIA INFO**

arizon

The University of Tennessee Media Relations Office looks forward to serving the members of the media during the 2013-14 Lady Vol basketball season. If you will be attending a game in UT's Thompson-Boling Arena, please take a few moments to review the items of media interest appearing on the pages that follow.

If you have any special media requests of our office, please do not hesitate to contact any of the staff members at any time.

The 2013-14 Lady Vol Basketball Record Book has been prepared with the media in mind. Any additional information, interviews or photos can be requested from the UT Media Relations Office.

The staff of the Tennessee Media Relations Office hopes to make your working experience enjoyable.

**GETTING HERE /// DIRECTIONS**

**From the Airport**

- Travel North on Highway 129 (Alcoa Highway)
- Take the Neyland Drive exit
- Turn left on Neyland Drive at the light
- Travel east on Neyland Drive
- Turn left on Lake Loudoun Blvd.
- Thompson-Boling Arena will be on your right
- Get into the right lane and turn right onto Phillip Fulmer Way
- The G-10 parking lot will be on your right

**From Eastbound I-40**

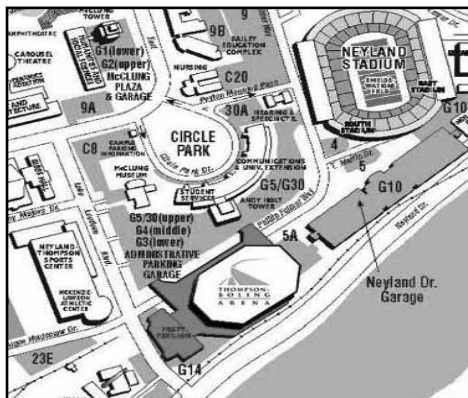
- Exit on Highway 129-Alcoa Highway (Airport exit)
- Take the Neyland Drive exit
- Turn left on Neyland Drive at the light
- Travel east on Neyland Drive
- Turn left on Lake Loudoun Blvd.
- Thompson-Boling Arena will be on your right
- Get into the right lane and turn right onto Phillip Fulmer Way
- The G-10 parking lot will be on your right

**From Westbound I-40**

- Follow signs to Hall of Fame Drive/James White Parkway/ Neyland Drive
- Turn right on Lake Loudoun Blvd.
- Thompson-Boling Arena will be on your right
- Get into the right lane and turn right onto Phillip Fulmer Way
- The G-10 parking lot will be on your right

**From I-75**

- Take I-275 to I-40 East (towards Asheville)
- Exit on James White Parkway/Neyland Drive
- Turn right on Lake Loudoun Blvd.
- Thompson-Boling Arena will be on your right
- Get into the right lane and turn right onto Phillip Fulmer Way
- The G-10 parking lot will be on your right



**MEDIA RELATIONS STAFF**



**JIMMY STANTON**  
Sr. Associate AD - Communications  
Office: (865) 974-4167  
Cell: (865) 306-2052  
E-mail: jimmystanton@utk.edu  
Twitter: @jimmystanton



**JASON YELLIN**  
Assistant AD - Media Relations  
Office: (865) 974-9494  
Cell: (865) 314-0273  
E-mail: jyellin@utk.edu  
Twitter: @JasonYellin



**ERIC TRAINER**  
Assoc. Director - Media Relations  
**(Primary WBB Contact)**  
Office: (865) 974- 8173  
Cell: (865) 603-2916  
E-mail: etrainer@utk.edu  
Twitter: @UTSpaceWrangler



**CASSANDRA NOVY**  
Graduate Assistant  
**(Secondary WBB Contact)**  
Office: (865) 974-1213  
Cell: (217) 899-2332  
E-mail: cnovy@utk.edu  
Twitter: @cassanovy

**Associate Director:** Tom Satkowiak  
**Assistant Director:** Brian Bruce, Betsy Devine, Mary-Carter Kniffin, Stephen Lee, Amanda Pruitt  
**Multimedia Coordinator:** Dani Klupenger  
**Graduate Assistant:** Nate Bain  
**Intern (WBB):** Courtney Fritts

**WOMEN'S BASKETBALL MEDIA RELATIONS**

**Location:** Anderson Training Center, Ground Floor  
**Phone:** (865) 974-1212  
**Fax:** (865) 974-1269  
**Mailing:** P.O. Box 15016 Knoxville, TN 37901  
**Shipping:** 1551 Lake Loudoun Blvd., Knoxville, TN 37996  
**Thompson-Boling Arena Press Row:** (865) 974-0110  
**Arena Ticket Office:** (865) 656-HOOP

**AREA HOTELS (AREA CODE 865)**

Cumberland House	971-4663
Hampton Inn-Downtown	522-5400
Hampton Inn-East	525-3511
Hilton-Airport	970-4300
Hilton-Downtown	523-2300
Holiday Inn-Central	584-3911
Holiday Inn-Select Downtown	522-2800
Marriott Downtown	637-1234
Crowne Plaza	522-2600

**TAXI COMPANIES**

A+ Taxi	970-0016
Big Orange Express	523-3400
Paradise Taxi	525-9580
Yellow Cab	523-5151

# MEDIA POLICIES

## COVERING PRACTICE

Please contact Eric Trainer at the Media Relations Office at least a week in advance to arrange player or coach feature interviews. If you plan to cover an open practice session, please contact the Media Relations Office on a daily basis to check about changes in the schedule.

## PLAYER AND COACH INTERVIEWS

Media wishing to interview coaches or players are encouraged to set up interviews in advance with the Media Relations Office. Generally, the best time to conduct an interview is on a designated day with an open portion of practice and pre-practice media opportunity. The Media Relations Office will help with all requests.

## MEDIA CREDENTIALS

Media outlets interested in obtaining credentials to cover Lady Vol basketball home games must apply for those online via Sports Systems. To apply, please visit: <http://www.sportssystem.com/seccredentials>. Applications for single-game credentials should be submitted five days prior to a game. Once you receive your approval letter via email, you will be provided options for credential pick-up.

## PHOTOGRAPHER CREDENTIALS

Credentials will be issued only to accredited photographers or those individuals on special assignment. During regular season games, work area includes the floor area at both ends of the court and alongside the corners of the playing floor opposite the team benches. Special arrangements for strobes or catwalk access must be made through the Media Relations and Arena Management Offices no later than one week in advance of the game. UT's arena security policy requires that all photographers placing strobes will go through a screening process and must be accompanied by a UT police officer or representative when placing strobes.

## THE SEC MEDIA POLICY

By acceptance and use of an SEC media credential, the holder agrees to the following conditions for any and all athletic events hosted by the SEC and its member institutions:

1. The SEC and its member institutions grant a media organization a limited license to use certain gathered information on the media organization's own Internet or online site beginning at the start of an athletic event and up to the conclusion of such event, all subject to the following limitations and conditions:

(a) No more than 10 still photographs may be used for news coverage of the game and other editorial purposes during the event.

(b) Video tape may only be shown as part of a single, non-archived, online "simulcast" of a television station's regularly-scheduled news program.

(c) While a game is in progress, the use of textual statistical information is time-delayed and limited in amount (e.g., updates pertaining to score, injuries and national, conference or institutional record-breaking performances, a condensed half-time story) so that an organization's Internet or online game coverage does not undercut the authorized and rights-paying fee organization's rights to play-by-play accounts of the game and/or exclusivity as to such rights.

2. Any proposed media use on an Internet or online sight of the game information that is more detailed and/or more than described above will require separate written authorization by the SEC and/or its member institutions. However, such written authorization will not permit the use of game information in entertainment contexts and will not authorize game coverage that, due to immediacy or detail, constitutes or approaches a play-by-play account of a game.

3. Should any of these conditions be breached, the SEC and/or its member institutions will issue a written warning for the first violation. If this violation occurs during the last game of the institutions' regularly-scheduled season, the media organization may not be credentialed for the SEC Tournament. A second violation of this policy will result in revocation of credentials to cover future basketball games hosted by the SEC and/or its member institutions.

## MEDIA PARKING PASSES AND MEDIA ENTRANCE

Parking space is limited. The media must request parking access along with other credential requests. Media coverage on a regular basis will insure first priority in UT parking garage G-10. The media entrance is located adjacent to this parking area on Phillip Fulmer Way.

## PRESS ROW

Press row is located on the east end of the arena behind the baseline nearest the G-10 garage. Only accredited media will be allowed in this area. Children are not permitted on press row.

## PRESS ROOM SERVICES

The press room and interview rooms are on the east end of the arena. Soft drinks, a pre-game meal, and a halftime snack will be offered in the basketball media area. Post-game interviews also will be conducted in this area. Adjacent to the area, the working press room has numerous telephones and electrical outlets available. Wireless Internet is available both courtside and in the media workroom. If you choose to install a phone line on press row, please contact UT Telephone Services at (865) 974-3121.

## STATISTICAL SERVICES

Services provided include statistics generated from the STATCREW computer statistics program. Wireless monitors are placed on press row for immediate access to statistics. Hard copies of halftime stats, final stats and play-by-play highlights at the end of each half also will be distributed. Coaches' quotes will be provided following the post-game interview sessions.

To access up-to-date stats during a game, visit UTstats.com for a live feed.

## POSTGAME INTERVIEWS

A formal post-game interview is held in the basketball media room following each game. The media will be solicited for player names with five minutes left in the game. After a 15-minute cooling-off period, the visiting team coach and selected players will be brought to the media room. Following the visiting team's media session, UT head coach Holly Warlick will come to the media room, followed by select UT players. Risers for television cameras and a distribution box for radio will be available in the back of the area.

## RADIO

Requests to broadcast must be made in writing at the earliest possible date to receive permission. Stations are responsible for contacting Glenn Thackston at IMG/Lady Vol Network in Knoxville for use of the phone lines in Thompson-Boling Arena. Mr. Thackston can be reached during business hours at (865) 212-3570. The radio broadcast location is on the floor level at the main scorer's table.

## TELEVISION GAMES

Thompson-Boling Arena permits the inside parking of television tractor-trailer units and offers secure parking adjacent to the arena for satellite uplink units. Personnel from Arena Management, including electricians, are available to meet arriving trucks in advance of the game. Please notify the Media Relations Office of your arrival plans for television games.

## UTSPORTS.COM

UTSports.com is the official online home for Tennessee Athletics. Here, one can find schedules, results, rosters, player bios and stats. There is unique content including photo galleries of events, behind-the-scenes features, video highlights and features from [www.youtube.com/utSPORTstv](http://www.youtube.com/utSPORTstv), video interviews with players and coaches, as well as the latest news on every team on campus.

There is also live streaming audio of every women's basketball game and many other events throughout the year. UTSports.com also provides free streaming video of select events throughout the year. By using CBS Interactive's GameTracker, fans can follow the action online.

GENERAL

STAFF

PLAYERS

REVIEW

HISTORY

FACILITIES

NCAA

SEC

RECORDS

MEDIA INFO



## LADY VOL NETWORK

For more than 60 years the Vol Network has served as the main communications link between the University of Tennessee and its fans. IMG College/Vol Network/Lady Vol Network manages the multi-media and marketing rights to University of Tennessee Athletics. IMG is recognized as the world's premier sports, entertainment and media company. With 50 radio affiliates and statewide coverage, the Vol Network boasts one of the largest collegiate basketball networks in the country. The Holly Warlick Television Show, which begins in early January and runs weekly during basketball season is shown on network television stations across the state in all five major Tennessee television markets and regionally in the Southeast on SportSouth.



**IMG College/Vol Network**  
 (865) 212-3570 • 6701 Baum Drive, Suite 100 • Knoxville, TN 37919


### LADY VOL BASKETBALL PROGRAMMING

The Tennessee Lady Vols first found a home on the radio during the 1977-78 season. At that time, a handful of games were aired with John Ward, former play-by-play guru of UT football and men's basketball, handling the microphone.

The flagship station of Lady Vol basketball broadcasts is The Sports Animal, WNML (990 AM, 99.1 and 99.3 FM) in Knoxville, Tenn. This will mark the 37th year of Lady Vol games on the air. Typically, 20 or more stations air the regular season broadcasts as the network expands into many of the "Vol Network" stations. For more information about joining the Lady Vol Network, contact Glenn Thackston at IMG (865) 212-3570.

Additionally, Lady Vol basketball games will again find a home on the Internet at [www.utsports.com](http://www.utsports.com), as fans worldwide will be able to access the broadcasts. (For more information, visit [www.utsports.com/allaccess/](http://www.utsports.com/allaccess/))

Calling the play-by-play action again this season will be Mickey Dearstone, who took over full-time duties from Bob Kesling after the 1998-99 season.



*Mickey Dearstone is the "Voice of the Lady Vols."*

### VOL CALLS DURING BASKETBALL SEASON

This season the Vol Network is proud to partner with Calhoun's on the River, the home for the official call-in show of UT Athletics: Vol Calls! The weekly show fields questions from fans throughout the Southeast and the rest of the country. Vol Calls is entering its 25th year on the air, making it the longest-running sports talk program in Tennessee.

The show is hosted by the Vol Network's Bob Kesling and Brent Hubbs of VolQuest.com and features weekly guests. Vol Calls broadcasts live in Knoxville on Monday nights and airs statewide from 8-9 p.m. ET (7-8 p.m. CT).

### LADY VOL NETWORK AFFILIATES

Station	Market	Dial	Station	Market	Dial
WQSV-AM	Ashland City	790	WNML-AM	Knoxville	990
WOPI-AM	Bristol	1490	WNML-FM	Knoxville	99.1, 99.3
WGOW-AM	Chattanooga	1150	WJMM-AM	Lewisburg	1490
WGOW-FM	Chattanooga	102.3	WCRK-AM	Morristown	1150
WCLE-AM	Cleveland	1570	WGFY-FM	Nashville	104.5
WATX-FM	Cookeville	1600	WLIK-AM	Newport	1270
WPBX-FM	Crossville	99.3	WENK-AM	Union City	1240
WEMB-AM	Erwin	1420	WECO-FM	Wartburg	101.3
WGRV-AM	Greeneville	1340			
WKTP-AM	Jonesborough	1590			
WKPT-AM	Kingsport	1400			



# SOUTHEASTERN CONFERENCE

## QUICK FACTS

Alabama  
Arkansas  
Auburn  
Florida  
Georgia  
Kentucky  
LSU



Missouri  
Mississippi  
Mississippi State  
South Carolina  
Tennessee  
Texas A&M  
Vanderbilt

**SEC ON THE WEB:** For all you need to know about the Southeastern Conference and its member schools, access the SEC Web Page at [www.SECDigitalNetwork.com](http://www.SECDigitalNetwork.com). The site contains team information, scores, conference standings and statistics, awards recipients, history and records, feature stories, television information on conference events, details about tickets to SEC events, SEC merchandise and much, much more.

**WEEKLY HONORS:** The SEC will name a Player and Freshman of the Week each week throughout the regular season. Each week's selections will be released on Monday afternoon for Tuesday morning publication and will also be announced in the league's weekly release. The league women's basketball sports information directors make nominations for the award each week.

**SEC HISTORY:** The Southeastern Conference was formed Dec. 8-9, 1932, and included 13 schools at the time: Alabama, Auburn, Florida, Georgia, Georgia Tech, Kentucky, LSU, Ole Miss, Mississippi State, Sewanee, Tennessee, Tulane, and Vanderbilt. The league's first president was Frank L. McVey of Kentucky. Due to the continually increasing amount of

work administering the league, the office of Commissioner was established by its member institutions in 1940. Former Mississippi governor Martin Conner was named as the first commissioner, a post he held until 1948. Following Conner were Bernie Moore (1948-66), A.M. Coleman (1966-72), Dr. Boyd McWhorter (1972-86), Dr. Harvey Schiller (1986-90), and Roy Kramer (1990-2002). Mike Slive is currently Commissioner of the Southeastern Conference and its 14 member institutions.

The first SEC champions were crowned in 1933 in baseball, basketball, football and outdoor track. Cross country, golf, swimming, tennis and indoor track were added later. The SEC began recognizing women's championships during the 1979-80 academic year. The conference office officially took over regulation of women's athletics on Sept. 1, 1984.

The SEC currently regulates nine men's sports and twelve women's sports. Baseball, basketball, football, golf, swimming and diving, tennis and track (indoor, outdoor, and cross country) are currently sanctioned for men. The women's sports are basketball, equestrian, golf, gymnastics, soccer, softball, swimming and diving, tennis, track (indoor, outdoor, and cross country) and volleyball.

## SEC WOMEN'S HOOPS BY THE NUMBERS

With eight national championships, ten runner-up finishes, a nation-leading 34 Final Four appearances and 112 first-team All-America honors, the SOUTHEASTERN CONFERENCE stands firmly as the nation's premier intercollegiate women's basketball conference.

The SEC has posted impressive non-conference records in the last decade. The SEC compiled a 166-52 (.765) non-conference record during the 2012-13 season.

Since the 1990 season, the SEC has compiled a 3,295-983 (.770) record against other conferences. The league has recorded 150+ wins during nine seasons and has never recorded a non-conference winning percentage below .723.

SEC teams have earned appearances in 25 of 31 NCAA Final Fours, an accomplishment unmatched by any other league.

Overall, SEC squads have filled 34 of the 128 Final Four berths, including having two Final Four teams in 1988 (Auburn, Tennessee), 1989 (Auburn, Tennessee), 1995 (Georgia, Tennessee), 1996 (Georgia, Tennessee), 1998 (Arkansas, Tennessee), 2004 (LSU, Tennessee), 2005 (LSU, Tennessee), 2007 (LSU, Tennessee) and 2008 (LSU, Tennessee).

SEC teams have made 18 appearances in a nation-high 16 NCAA Championship games, winning eight NCAA Championships (Tennessee: 1987, 1989, 1991, 1996, 1997, 1998, 2007 and 2008).

The league also had the distinction of providing both national finalists twice in its history in 1996 (Tennessee 83, Georgia 65) and in 1989 (Tennessee 76, Auburn 60).

Southeastern Conference teams have won 361 NCAA Tournament games against 187 losses (.659) for an average of 11.3 NCAA wins per year. In addition, all 14 current members have made appearances in the NCAA Tournament.

## SEC MEDIA RELATIONS

**Phone Number:** (205) 458-3010

**Fax Number:** (205) 458-3030

**Mailing Address:**

2201 Richard Arrington Blvd. North  
Birmingham, AL 35203



Herb Vincent, Assoc. Commissioner  
Craig Pinkerton, Dir. of Communications  
**\*Tammy Wilson, Dir. of Communications**  
Chuck Dunlap, Dir. of Communications  
Sean Cartell, Asst. Director  
Chevonne Mansfield, Asst. Director

hvincent@sec.org  
cpinkerton@sec.org  
**twilson@sec.org**  
cdunlap@sec.org  
scartell@sec.org  
cmansfield@sec.org

*\*women's basketball contact*

## SEC WEBSITE

The SEC has an extensive online presence at [SECDigitalNetwork.com](http://SECDigitalNetwork.com). The SEC offers a media-only section of the website ([SECsportsmedia.com](http://SECsportsmedia.com)). Media covering the SEC can retrieve information from the conference office as well as the 14 SEC institutions from the media site. A championship credentialing system is also available on the site.

## WEEKLY AWARDS

The SEC names a Player of the Week and Freshman of the Week in women's basketball every Monday during the season. Each week's selections are released for Monday afternoon publication. Nominations for the awards are made each week by the women's basketball SIDs.

GENERAL

STAFF

PLAYERS

REVIEW

HISTORY

FACILITIES

NCAA

SEC

RECORDS

MEDIA INFO



## **SOUTHEASTERN CONFERENCE (CONTINUED)**

The SEC has paced the pack in NCAA tournament bids 22 times in its 32-year history.

The SEC was the first league to ever have eight teams invited to the NCAA Tournament, doing so in 1999, 2002 and 2012.

The SEC was also the first league to ever have seven teams invited to the NCAA Tournament and earned this honor a nation-leading nine times (1986, 1991, 1995, 1996, 1997, 2003, 2004, 2009 and 2013).

The SEC is one of a handful of leagues to have won three national tournament titles with eight NCAA, two WNIT and three NWIT. Along with the eight NCAA championships won by Tennessee, Arkansas (1999) and Auburn (2003) captured the current Women's NIT titles. But the first-ever SEC national title belongs to Georgia, winners of the 1981 NWIT which predates the current NCAA tournament. LSU (1985) and Kentucky (1990) also won NWIT titles. Both Arkansas (1987) and South Carolina (1979) won the WNIT as members of their previous conferences.

The SEC has had 60 student-athletes named as first-team All-America selections. Those 60 have been named a total of 87 times since the 1982-83 season (first year of SEC sponsorship).

The Southeastern Conference had 24 former SEC student-athletes make 2013 WNBA opening day rosters. In this year's WNBA draft, a total of seven SEC women's basketball players were taken. Since the inaugural WNBA draft in 1997, the SEC has had 126 former players drafted for the professional league, including five No. 1 picks.

SEC schools have produced 39 Olympians since 1976, with 35 coming since the league began sponsoring women's basketball. Seimone Augustus, LSU; Tamika Catchings, Tennessee; Sylvia Fowles, LSU; and Candace Parker, Tennessee were part of the USA's gold-medal effort in London in 2012. They helped the Red, White and Blue win gold for the fifth-consecutive Olympiad.

### **MEDIA INFORMATION**

The media credential system for the 2014 SEC Tournament will be available online from early Jan. until late February. Go to [www.SECsportsmedia.com](http://www.SECsportsmedia.com) for the online credentialing system.

For further information concerning media coverage of the 2014 SEC Tournament, please contact the SEC Media Relations Department.

### **TOURNAMENT INFORMATION**

On Feb. 7, 1980, the first SEC women's basketball tournament began play. It ended four days later with Tennessee defeating Ole Miss for the title. Fast forward 35 years later and the SEC Tournament is still enjoying success and increased popularity.

Beginning with its inception and through 1986, the tournament was held at campus sites. The tournament was then sent to Albany, Ga., which served as the site for six years from 1987-92. The tournament then moved to Chattanooga, Tenn., where it was held from 1993-2000, with the exception of 1998 when the tournament moved to Columbus, Ga.

Since 2001 the tournament has enjoyed many new sites, including Memphis (2001), Nashville (2002, 2004, 2008, 2011, 2012), North Little Rock, Ark. (2003, 2006, 2009), Greenville, S.C. (2005) and Duluth, Ga. (2007, 2010, 2013).

This year the SEC Women's Basketball Tournament is once again in Duluth, Ga., where it previously was held in 2007, 2010 and 2013.

The winner of the 13-game tournament will receive the league's automatic bid to the NCAA Tournament. The tournament seeds and conference champion will be determined by the 16-game regular-season SEC schedule. The top four seeds earn a bye for the first two rounds.

The 2014 SEC Women's Basketball Tournament will once again enjoy live television coverage. FOX Sports South and SportSouth continue their dedication to SEC events, televising all first, second and third-round games on Wednesday, Thursday and Friday. ESPNU will carry both semifinal games on Saturday and ESPN will air the championship game on Sunday.

### **TICKET INFORMATION**

Tickets for the 2014 Southeastern Conference Women's Basketball Tournament are now on sale. The 2014 SEC Women's Tournament will be held at The Arena at Gwinnett Center in Duluth, Ga., on March 5-9, 2014.

Tickets for the tournament are \$100 for a reserved book. A ticket book contains seven tickets, one for each session, which allows one person to attend all 13 games. Tickets can be purchased at [www.SECDigitalNetwork.com](http://www.SECDigitalNetwork.com) or by calling (800) 732-4849.

All fans, regardless of age, must have a ticket to enter the Gwinnett Arena for the SEC Women's Basketball Tournament.



# 100 PERCENT GRADUATION RATE

---



Every Tennessee women's basketball player who has completed her eligibility with the Lady Vols has graduated with a degree from UT. Senior Meighan Simmons, pictured with Tennessee Head Coach Holly Warlick, is on track to graduate after four years in May 2014 and is set to become the 123rd Lady Vol to earn her degree.

FACEBOOK.COM/BALLWITHTHELADYVOLS



#GRINDFOR9



**8** NATIONAL CHAMPIONSHIPS | **17** SEC REGULAR SEASON TITLES

**16** SEC TOURNAMENT TITLES | **15** OLYMPIANS | **21** ALL-AMERICANS

**22** FINAL FOUR APPEARANCES | **37** ALL-TIME WNBA PLAYERS