

Lady Vols

BASKETBALL



2022-23 RECORD BOOK



HONORS

SARA PUCKETT
2022 SEC ALL-FRESHMAN

MARTA SUÁREZ
2021 SEC ALL-FRESHMAN

TAMARI KEY
2022 ALL-SEC SECOND TEAM
2021 & 2022 SEC ALL-DEFENSIVE TEAM

JORDAN HORSTON
2022 ALL-SEC FIRST TEAM
2020 SEC ALL-FRESHMAN



TABLE OF CONTENTS

GENERAL INFO

2	Quick Facts
3	Schedule
4	Roster
5	Squad Breakdown
5	Preseason Notebook

STAFF

10	Kellie Harper
13	Samantha Williams
14	Jon Harper
15	Joy McCorvey
16	Catherine Greene
16	Liza Freundt
17	Heather Ervin
17	Josh Theis
18	Bryan Tatum
18	Casi Dailey
19	Haley Hall
19	Zion Sanders
19	Zach Patton
20	Student Support Staff
20	Angie Boyd Keck
21	Dr. Donde Plowman
21	Dr. Matt Harris
22	Dr. Daniel J. White
23	UT Athletics Executive Staff
23	UT Athletics Senior Staff

PLAYERS

26	Edie Darby
26	Tess Darby
28	Jasmine Franklin
30	Jillian Hollingshead
31	Jordan Horston
34	Rickey Jackson
36	Tamari Key
38	Brooklynn Miles
39	Justine Pissott
40	Jasmine Powell
41	Sara Puckett
42	Jessie Rennie
44	Karoline Striplin
46	Marta Suárez
48	Jordan Walker
49	Kaiya Wynn
51	Career Game-By-Game
54	Career Production Tracker

REVIEW

56	Postseason Notebook
59	2021-22 Statistics
60	2021-22 Results/Starters
61	Game Boxescores/Recaps
78	Breaking It Down
78	Tracking UT In The Polls

HISTORY

80	All-Time Roster
83	The Early Years
83	Incoming Transfer History
84	Lady Vols By Number
88	Lady Vols By State/Country
92	All-Time Head Coaches
92	All-Time Assts. & Staff
93	Pat Summitt History
96	Lady Vol Honorees
99	WBCA All-Americans
99	WBHOF Inductees

99	NCAA Victory Totals
99	Lady Vol Olympians
100	Success In Coaching Ranks
102	Lady Vol Legends
104	Current WNBA Players
104	All-Time UT WNBA Picks
105	Former Lady Vol Pros
106	Lady Vols In The Draft
106	WNBA First Round Picks
107	All-Time Rosters/Stats
124	Historic Timeline

FACILITIES

130	Thompson-Boling Arena
130	Yearly Home Records
131	Top 25 Home Crowds
131	Arena Records
132	Year-By-Year Attendance
133	Largest Crowds
133	Big Crowd Records
134	Top 25 Away Crowds
134	Top 25 Neutral Crowds
135	Stokely Athletics Center
135	Alumni Gym
135	Stokely/Alumni Records
135	Largest Stokely Records
136	Year-By-Year Home Records
136	Pratt Pavilion

NCAA

138	NCAA Titles
138	Final Four Appearances
139	Women's Final Four Results
140	Seeding Through The Years
140	UT NCAA Tourney Stats
142	UT In The Postseason
143	UT NCAA Record vs. Opp.
143	UT NCAA Record vs. Conf.
144	NCAA Year-By-Year
145	NCAA Tournament Honors
145	NCAA Champions
145	NCAA Tourn. W-L Record
146	Lady Vols In NCAA Play
147	NCAA Final Four W-L Record
147	NCAA Misc. Accomplishments
148	UT NCAA Tourn. Records
148	UT Opp. NCAA Tourn. Records
149	1987 & 1989 NCAA Champs
150	1991 & 1996 NCAA Champs
151	1997 & 1998 NCAA Champs
152	2007 & 2008 NCAA Champs

SEC

154	2022 SEC Team Statistics
155	2022 SEC Individual Statistics

CREDITS

The 2022-23 Tennessee Women's Basketball Media Guide has been produced with new material and with historical information originally presented on UTSports.com and previous UT Women's Basketball Media Guides.

Editors: Eric Trainer, Kimberly Hood, Maddie Russo.

Design and Layout: Eric Trainer, Kimberly Hood, Maddie Russo.

Photography: Tennessee Athletics Photography Staff, UT Photography Center, USA Basketball, Patrick Murphy-Racey, William Ewart.

Cover Design: Channing Curtis, 151 Creative

Printing: CCM of Tampa, Fla. Visit volwallart.com to purchase.

The University of Tennessee is an EEO/AA/Title VI/Title IX/Section 504/ADA/ADEA institution in the provision of its education and employment programs and services.

156	SEC Regular Season Champs
156	SEC Tournament Champs
156	SEC Tournament Records
156	SEC All-Time Records
156	SEC All-Time Standings
157	UT SEC Tourn. History
158	UT Conference Recognition
159	Most Decorated Lady Vols
160	UT SEC Tourn. Records
160	Opp. SEC Tourn. Records
160	SEC In The NCAA Tourn.

RECORDS

162	Great Lady Vol Scorers
170	Great Lady Vol Rebounders
171	UT Team Records
171	Season High & Lows
172	Opponent Records
172	Tennessee In Overtime Games
173	Scoring Records
174	Field Goal Records
175	3-Pt. Field Goal Records
176	Free Throw Records
177	Rebounding Records
178	Assist Records
179	Block Records
180	Steal Records
181	Year-By-Year Leaders
184	Misc. Single Game Records
185	Double-Doubles/Triple-Doubles
186	Lady Vol Records
191	Records By Class
192	Season Avg. By Class
193	Season Statistical Breakdown
195	Final Yearly Rankings
196	Week-By-Week AP Poll
197	Records By Conference
198	Series Records
213	Tourney/Neutral Site Key
214	Year-By-Year Results

MEDIA INFO

232	Media Relations Staff
232	Directions To Arena
232	Hotel/Transportation Info.
233	Media Policies
234	Lady Vol Network
234	Programming/Vol Calls
234	Lady Vol Network Affiliates
235	SEC Quick Facts
235	SEC Media Relations
236	SEC Media Info.
236	SEC Tournament Info.
236	SEC Ticket Info.

GENERAL

STAFF

PLAYERS

REVIEW

HISTORY

FACILITIES

NCAA

SEC

RECORDS

MEDIA INFO



■ QUICK FACTS

GENERAL INFORMATION

Location	Knoxville, Tenn.
Founded	1794 (As Blount College)
Affiliation	NCAA Division I
Conference	Southeastern (SEC)
Enrollment	(33,805)
Colors	Orange & White
Nickname	Lady Volunteers
Mascot	Smockey
Band	Pride of the Southland
Home Arena/Court	Thompson-Boling Arena/The Summit
Capacity	21,678

UNIVERSITY ATHLETICS PERSONNEL

President	Randy Boyd (Tennessee, 1979)
Chancellor	Dr. Donde Plowman (SMU, 1974)
Faculty Athletics Rep. (Interim)	Dr. Matt Harris (Virginia, 2000)
Vice Chancellor/Dir. of Athletics	Dr. Daniel J. White (Notre Dame, 2002)
Senior Associate A.D./SWA	Angie Boyd Keck (Tennessee, 1994)

TEAM INFORMATION

2021-22 Overall Record	25-9
2021-22 Overall Record Breakdown	Home (16-2), Away (6-5), Neutral (3-2)
2021-22 SEC Record/Finish	11-5/3rd
2021-22 SEC Record Breakdown	Home (7-1), Away (4-4), Neutral (0-0)
NCAA Tournament Finish	Sweet 16
SEC Tournament Finish	Semifinals
Final National Rankings	19th - AP/15th - USA Today
Letterwinners Returning	10
Letterwinners Lost	4
Starters Returning	4*
Starters Lost	2*
Newcomers	6

* Jordan Horston started 23/23 games before injury and was replaced by senior Rae Burrell, who started 13/22 games

TEAM HISTORY

First Season Of Basketball	1903
All-Time Overall Record	1,426-360 (.798)
All-Time SEC Record	425-93 (.820)
All-Time SEC Tournament Record	82-26 (.759)
All-Time NCAA Tournament Record	128-32 (.800)
All-Time Record At Thompson-Boling Arena	492-52 (.904)
NCAA Appearances/Last	40/2022
NCAA Regional Appearances/Last	35/2022
NCAA Final Four Appearances/Last	18/2008
NCAA Championships/Last	8/2008
SEC Regular Season Championships/Last	18/2015
SEC Tournament Championships/Last	17/2014
All-Americans/Honors (WBCA 21/36)	22/37
WNBA Players	51
Draft Picks/First Round Picks/No. 1 Picks (Including Elite Draft)	44/19/3
Olympic Players/Appearances	14/20
Women's Basketball Hall of Fame Inductees (Players/Coaches/Admins.)	10/2/3

LADY VOL BASKETBALL STAFF

Head Coach	Kellie Harper (Tennessee, 1999)
Year At Tennessee	Fourth
Career Record/Year As A Head Coach	348-235 (.597)/19th
Record at Tennessee/Year At UT	63-27 (.700)/4th
Career NCAA Appearances As Head Coach	Seven
NCAA Appearances While Head Coach At UT	Two
Assistant Coach/Recruiting Coordinator	Samantha Williams (Auburn, 1996)
Year At Tennessee/In Coaching	Second/20th
Assistant Coach	Jon Harper (Auburn, 1999)
Year At Tennessee/In Coaching	Fourth/22nd
Assistant Coach	Joy McCorvey (St. John's, 2010)
Year At Tennessee/In Coaching	Second/12th
Exec. Dir. of BB Ops./Chief of Staff	Catherine Greene (North Carolina, 2008)
Dir. of Student-Athlete Success & Ext. Relations	Heather Ervin (Troy, 1999)
Director of Video & Creative Content	Josh Theis (Xavier [OH], 2019)
Director of Recruiting Operations	Liza Fruendt (Missouri State, 2019)
Graduate Assistant	Zion Sanders (Iowa, 2021)
Assistant For Creative Content & Operations	Zach Patton (Tennessee, 2022)
Director of Sports Performance	Bryan Tatum (West Liberty, 2005)
Associate Director of Sports Medicine	Casi Dailey (Hope, 2008)
Program Coordinator	Haley Hall (Oklahoma, 2019)
Basketball Address	207 Thompson-Boling Arena, 1600 Philip Fulmer Way, 37996
Best Time To Call For Media Interviews	Contact Media Relations To Schedule

MEDIA RELATIONS

Assoc. Director - Media Relations/WBB Contact	Eric Trainer (Arkansas, 1988)
Email Address	etrainer@utk.edu
Office Phone	(865) 974-8173
Cell Phone	(865) 603-2916
Associate A.D. - Communications	Tom Satkowiak (Tennessee, 2002)
Assistant A.D. - Football Communications	Bill Martin (LSU, 2007)
Associate Dir. - Media Relations	Sean Barows (South Florida, 2012)
Asst. Dir. - Media Relations/WBB Secondary	Kimberly Hood (Tennessee, 2008)
Asst. Dir. - Media Relations	Forest Jersey (Tennessee, 2015)
Asst. Dir. - Media Relations	Shane Switzer (Tennessee, 2016)
Asst. Dir. - Media Relations	Josh Lively (Tennessee, 2016)
Historian	Bud Ford (Tennessee, 1966)
Grad. Asst. - Media Relations	Wyeth Wilson (Tennessee, 2021)
Grad. Asst. - Media Relations	Max Potter (TCU, 2021)
Student Interns - Media Relations	Preston Jones, Maddie Russo
Asst. A.D. - Digital & Creative Strategy	Kellen Hiser (Wyoming, 2010)
Press Row Phone Number	(865) 974-0110
Mail/Overnight Address	UT Media Relations, Anderson Training Center, Ground Floor, 1551 Lake Loudoun Blvd., Knoxville, TN 37996
Athletics Website	UTSports.com
Women's BB Twitter Account	@LadyVol_Hoops
Women's BB Instagram Account	@LadyVol_Hoops
Women's BB Facebook Page	www.facebook.com/BallWithTheLadyVols

LADY VOL NETWORK

Flagship Station	Sports Radio WNML (FM 99.1, AM 990)
Play-By-Play Announcer	Brian Rice (1st Year)
Network Address	6701 Baum Dr., Suite 100, Knoxville, TN 37919
Network Contact/Phone Number	Glenn Thackston/(865) 212-3570

2022-23 SCHEDULE

Date	Day	Opponent	Location	TV	TIME (ET)
OCTOBER					
Nov. 30	Sun.	Carson-Newman (Exh.)	Knoxville, Tenn.	SECN+ (Live Stream)	2:00 p.m.

NOVEMBER

Nov. 8	Tues.	Ohio State	Columbus, Ohio	Big Ten Network	8:30 p.m.
Nov. 10	Thur.	UMass	Knoxville, Tenn.	SECN+ (Live Stream)	6:30 p.m.
Nov. 14	Mon.	Indiana	Knoxville, Tenn.	ESPN2	6:00 p.m.

BAD BOY MOWERS WOMEN'S BATTLE 4 ATLANTIS

Dates: Nov. 19-21 | Venue: Imperial Arena @ Atlantis Paradise Island | Field: Gonzaga, Marquette, Rutgers, So. Dakota St., Tennessee, Texas, UCLA, Louisville

Nov. 19	Sat.	vs. Rutgers	Paradise Island, Bahamas	FloHoops	Noon
Nov. 20	Sun.	vs. TBD	Paradise Island, Bahamas	FloHoops	TBD
Nov. 21	Mon.	vs. TBD	Paradise Island, Bahamas	TBD	TBD

Nov. 25	Friday	Colorado	Knoxville, Tenn.	SEC Network	7:00 p.m.
Nov. 27	Sunday	Eastern Kentucky	Knoxville, Tenn.	SECN+ (Live Stream)	2:00 p.m.

DECEMBER

Dec. 4	Sun.	Virginia Tech (Jimmy V Women's Classic)	Knoxville, Tenn.	ESPN2	1:00 p.m.
Dec. 6	Tue.	Chattanooga	Knoxville, Tenn.	SECN+ (Live Stream)	6:30 p.m.
Dec. 11	Sun.	Wright State	Knoxville, Tenn.	SECN+ (Live Stream)	2:00 p.m.
Dec. 14	Wed.	UCF	Knoxville, Tenn.	SECN+ (Live Stream)	6:30 p.m.
Dec. 18	Sun.	Stanford	Stanford, Calif.	ABC	3:00 p.m.
Dec. 27	Tue.	Wofford	Knoxville, Tenn.	SECN+ (Live Stream)	6:30 p.m.
Dec. 29	Thur.	Florida*	Gainesville, Fla.	SECN+ (Live Stream)	6:00 p.m.

JANUARY

Jan. 1	Sun.	Alabama*	Knoxville, Tenn.	SEC Network	Noon
Jan. 5	Thur.	Mississippi State*	Knoxville, Tenn.	SECN+ (Live Stream)	6:30 p.m.
Jan. 8	Sun.	Vanderbilt*	Nashville, Tenn.	ESPN2/SEC Network	1:00 p.m.
Jan. 12	Thur.	Texas A&M*	College Station, Texas	SEC Network	9:00 p.m.
Jan. 15	Sun.	Georgia*	Knoxville, Tenn.	ESPN2/SEC Network	1:00 p.m.
Jan. 19	Thur.	Florida* (We Back Pat)	Knoxville, Tenn.	SECN+ (Live Stream)	6:30 p.m.
Jan. 22	Sun.	Missouri*	Columbia, Mo.	SECN+ (Live Stream)	3:00 p.m.
Jan. 26	Thur.	UConn	Knoxville, Tenn.	ESPN	8:00 p.m.
Jan. 30	Mon.	LSU*	Baton Rouge, La.	ESPN2	7:00 p.m.

FEBRUARY

Feb. 2	Thur.	Ole Miss*	Knoxville, Tenn.	SECN+ (Live Stream)	6:30 p.m.
Feb. 6	Mon.	Mississippi State*	Starkville, Miss.	SEC Network	7:00 p.m.
Feb. 12	Sun.	Vanderbilt* (Play4Kay)	Knoxville, Tenn.	SECN+ (Live Stream)	2:00 p.m.
Feb. 16	Thur.	Arkansas*	Fayetteville, Ark.	SEC Network	7:00 p.m.
Feb. 19	Sun.	Auburn* (Senior Day)	Knoxville, Tenn.	ESPN2/SEC Network	Noon
Feb. 23	Thur.	South Carolina*	Knoxville, Tenn.	ESPN	7:00 p.m.
Feb. 26	Sun.	Kentucky*	Lexington, Ky.	SEC Network	2:00 p.m.

MARCH

SEC TOURNAMENT

Dates: March 1-5 (Wed.-Sun.) | Location: Greenville, S.C. | Teams: TBD

NCAA FIRST FOUR

Dates: March 15-16 (Wed.-Thur.) | Location: Campus Sites | Teams: TBD

NCAA FIRST & SECOND ROUNDS

Dates: March 17-20 (Fri.-Mon.) | Location: Campus Sites | Teams: TBD

NCAA REGIONALS

Dates: March 24-27 (Fri.-Mon.) | Location: Greenville, S.C. or Seattle, Wash. | Teams: TBD

MARCH-APRIL

NCAA FINAL FOUR

Dates: March 31 & April 2 (Fri./Sun.) | Location: Dallas, Texas | Teams: TBD

ALL TIMES LISTED AS EASTERN / Times, dates & TV schedules subject to change -- Please check UTSports.com for the most current schedule information. / TBD - To Be Determined / * - SEC Game / All games on ESPN networks (ESPN, ESPN2, ESPNU and SEC Network) are also available through the ESPN App, which is accessible on computers, smartphones, tablets and connected devices nationwide at no additional cost to fans who receive their high-speed Internet connection or video subscription from an affiliated service provider. Institutions can produce for SEC Network+ (SECN+) any conference and non-conference games that are not otherwise televised, which will be available on the ESPN app and SECsports.com.

GENERAL

STAFF

PLAYERS

REVIEW

HISTORY

FACILITIES

NCAA

SEC

RECORDS

MEDIA INFO



2022-23 TENNESSEE LADY VOLUNTEERS



Front Row (L-R): Brooklynn Miles, Jessie Rennie, Kaiya Wynn, Jordan Horston, Jordan Walker, Jasmine Powell, Edie Darby.
Back Row (L-R): Tess Darby, Jasmine Franklin, Marta Suárez, Justine Pissott, Tamari Key, Jillian Hollingshead, Karoline Striplin, Rickea Jackson, Sara Puckett.

NUMERICAL ROSTER

No.	Name	Ht.	Pos.	Yr.	Hometown	High School/Last School
0	Brooklynn Miles	5-4	G	SO	Frankfort, Ky.	Franklin County H.S.
1	Sara Puckett	6-2	G/F	SO	Muscle Shoals, Ala.	Muscle Shoals H.S.
2	Rickea Jackson	6-2	F	SR*	Detroit, Mich.	Det. Edison Public School Acad./Mississippi St.
4	Jordan Walker	5-8	G	GR	Muskegon, Mich.	Mona Shores H.S./Western Michigan
5	Kaiya Wynn	6-0	G	SO	Richmond, Texas	Foster H.S.
10	Jessie Rennie	5-8	G	SR*	Bendigo, Australia	Bendigo Senior Secondary College
11	Karoline Striplin	6-3	F	SO	Hartford, Ala.	Geneva County H.S.
12	Edie Darby	5-7	G	FR	Greenfield, Tenn.	Greenfield H.S.
13	Justine Pissott	6-4	G/F	FR	Toms River, N.J.	Red Bank Catholic H.S.
14	Jasmine Franklin	6-1	F	GR	Fayetteville, Ark.	Fayetteville H.S./Missouri State
15	Jasmine Powell	5-6	G	SR*	Detroit, Mich.	Detroit Country Day School/Minnesota
20	Tamari Key	6-6	C	SR*	Cary, N.C.	Cary H.S.
21	Tess Darby	6-1	G/F	JR*	Greenfield, Tenn.	Greenfield H.S.
25	Jordan Horston	6-2	G	SR*	Columbus, Ohio	Africentric Early College
33	Marta Suárez	6-3	G/F	R-SO*	Oviedo, Spain	Joaquim Blume Institute
53	Jillian Hollingshead	6-5	F	SO	Gainesville, Ga.	McEachern H.S./Georgia

ALPHABETICAL ROSTER

No.	Name	Ht.	Pos.	Yr.	Hometown	High School/Last School
12	Edie Darby	5-7	G	FR	Greenfield, Tenn.	Greenfield H.S.
21	Tess Darby	6-1	G/F	JR*	Greenfield, Tenn.	Greenfield H.S.
14	Jasmine Franklin	6-1	F	GR	Fayetteville, Ark.	Fayetteville H.S./Missouri State
53	Jillian Hollingshead	6-5	F	SO	Gainesville, Ga.	McEachern H.S./Georgia
25	Jordan Horston	6-2	G	SR*	Columbus, Ohio	Africentric Early College
2	Rickea Jackson	6-2	F	SR*	Detroit, Mich.	Det. Edison Public School Acad./Mississippi St.
20	Tamari Key	6-6	C	SR*	Cary, N.C.	Cary H.S.
0	Brooklynn Miles	5-4	G	SO	Frankfort, Ky.	Franklin County H.S.
13	Justine Pissott	6-4	G/F	FR	Toms River, N.J.	Red Bank Catholic H.S.
15	Jasmine Powell	5-6	G	SR*	Detroit, Mich.	Detroit Country Day School/Minnesota
1	Sara Puckett	6-2	G/F	SO	Muscle Shoals, Ala.	Muscle Shoals H.S.
10	Jessie Rennie	5-8	G	SR*	Bendigo, Australia	Bendigo Senior Secondary College
11	Karoline Striplin	6-3	F	SO	Hartford, Ala.	Geneva County H.S.
33	Marta Suárez	6-3	G/F	R-SO*	Oviedo, Spain	Joaquim Blume Institute
4	Jordan Walker	5-8	G	GR	Muskegon, Mich.	Mona Shores H.S./Western Michigan
5	Kaiya Wynn	6-0	G	SO	Richmond, Texas	Foster H.S.

STAFF

Kellie Harper – Head Coach
Samantha Williams – Assistant Coach/Recruiting Coordinator
Jon Harper – Assistant Coach
Joy McCorvey – Assistant Coach
Catherine Greene – Executive Dir. of BB Ops./Chief of Staff
Heather Ervin – Dir. of Student-Athlete Success & Ext. Relations
Josh Theis – Director of Video & Creative Content
Liza Freundt – Director of Recruiting Operations
Zion Sanders – Graduate Assistant
Zach Patton – Assistant for Creative Content & Operations
Bryan Tatum – Director of Sports Performance
Casi Dailey – Associate Director of Sports Medicine
Haley Hall – Program Assistant

PRONUNCIATION GUIDE

2 – Rickea Jackson – rih-KEE-uh
5 – Kaiya Wynn – KY-ya WIN
10 – Jessie Rennie – REN-ee
12 – Edie Darby – EEE-dee
13 – Justine Pissott – jus-TEEN pih-SOTT
20 – Tamari Key – tuh-MAR-ee
33 – Marta Suárez – MAR-tuh SWAH-raze
53 – Jillian Hollingshead – HAW-ling-shed
Casi Dailey – CASS-ee
Josh Theis – TICE
Liza Freundt – LYE-zuh FRU-indt
McEachern – mick-E-churn
Mona Shores – MO-nuh
Muskegon – mus-KEE-gun
Oviedo – OH-vee-AY-doh

SQUAD BREAKDOWN

STARTERS RETURNING (4)

No.	Name	Pos	Ht	Cl	Pts	Rebs	Other	Notes
25	Jordan Horston	G	6-2	SR	16.2	9.4	4.0 APG	All-SEC 1st Tm., AP & WBCA A-A H.M.
20	Tamari Key	C	6-6	SR	10.5	8.1	3.5 BPG	Lisa Leslie Award Finalist, All-SEC 2nd Tm. & All-Def.
4	Jordan Walker	G	5-8	GR	7.6	4.1	3.5 APG	22 3FGs, 101 career starts
21	Tess Darby	G/F	6-1	JR	5.3	2.4	49 3FGs	30-game starter in 2021-22, led team in 3FGs

OTHER PLAYERS RETURNING (6)

No.	Name	Pos	Ht	Cl	Pts	Rebs	Other	Notes
1	Sara Puckett	G/F	6-2	SO	6.4	3.5	23 3FGs	2022 SEC All-Freshman, 34 games/two starts
33	* Marta Suárez	G/F	6-3	R-SO	4.1	3.6	75% FT	2021 SEC All-Freshman, started 14 games
11	Karoline Striplin	F	6-3	SO	2.6	2.1	77% FT	Played in 25 games as a freshman
0	Brooklynn Miles	G	5-4	SO	2.5	2.8	2.0 APG	Played in 33 games as a freshman
5	Kaiya Wynn	G	6-0	SO	2.3	2.0	39% FG	Played in 30 games as a freshman
10	Jessie Rennie	G	5-8	SR	0.6	0.4	N/A	Played in 21 games as a junior

* Missed 2021-22 season due to injury / stats are from 2020-21

NEWCOMERS (6)

No.	Name	Pos	Ht	Cl	Pts	Rebs	Other	Notes
2	(1) Rickea Jackson	F	6-2	SR	20.3	6.8	1.4 SPG	Two-time WBCA A-A HM, All-SEC 2nd Team
14	(2) Jasmine Franklin	F	6-1	GR	14.9	12.1	2.4 BPG	2022 MVC Def. Player of the Yr., Two-time All-MVC
15	(3) Jasmine Powell	G	5-6	SR	12.4	4.4	5.7 APG	2021 All-Big Ten 2nd Team, 2020 All-Big Ten HM
53	(4) Jillian Hollingshead	F	6-5	SO	5.1	2.5	48.8% FG	Two-time SEC Fr. of the Wk., 2021 McDonald's A-A
13	Justine Pissott	G/F	6-4	FR	17.4	8.0	3.0 APG	2022 McDonald's, WBCA & Jordan Brand A-A
12	Edie Darby	G	5-7	FR	16.0	5.1	4.2 APG	2022 Miss Basketball Finalist, TSWA All-State (x2)

(1) Last season at Mississippi State in 15 games, (2) Last season at Missouri State in 11 games, (3) Last season at Minnesota in 19 games, (4) Last season at Georgia in 20 games

STARTERS LOST (2)

No.	Name	Pos	Ht	Cl	Pts	Rebs	Other	Notes
12	Rae Burrell	G/F	6-1	SR	12.3	3.9	26 3FGs	No. 9 WNBA pick, started 13 of 21 games (injury)
2	Alexus Dye	F	6-0	GR	10.2	7.7	7 D-Ds	Started all 34 games

OTHER LOSSES (2)

No.	Name	Pos	Ht	Cl	Pts	Rebs	Other	Notes
13	Keyen Green	F/C	6-1	GR	7.0	3.2	55% FG	Top reserve, lost to injury in game 19
31	Emily Saunders	C	6-5	JR	1.0	0.7	47% FG	Played in 20 games as a junior



GENERAL

STAFF

PLAYERS

REVIEW

HISTORY

FACILITIES

NCAA

SEC

RECORDS

MEDIA INFO



PRESEASON NOTEBOOK

TOP FIVE IN ESPN, AP PRESEASON POLLS

- Tennessee was ranked No. 4 in ESPN's "Way-Too-Early" Preseason Top 25 and No. 5 by Associated Press.

BIG THINGS ARE BREWING ON ROCKY TOP

- Tennessee returns 10 players, including four full-time starters, from a squad that began last year 18-1 and finished 25-9 overall and 11-5 in the SEC (third).
- The Lady Vols did so while advancing to the NCAA Sweet 16 despite season-ending injuries to three key contributors (starters Keyen Green, Jordan Horston and Marta Suárez).
- UT also brings aboard six newcomers, including three heralded senior transfers, a sophomore transfer who was a five-star prep recruit, a five-star freshman signee and a walk-on who turned down scholarships to be in Knoxville.

SIX RETURNEES WITH STARTING EXPERIENCE

- The Lady Vols feature four full-time starters returning from 2021-22, a fifth with two games in the jump circle as a freshman a year ago and a sixth who was in the first five 14 times as a rookie in 2020-21.
- Leading the returning starters are 6-foot-2 senior All-SEC/All-America Honorable Mention combo guard Jordan Horston (16.2 ppg., 9.4 rpg., 4.0 apg., 23 starts before injury) and 6-6 senior All-SEC/All-Defensive Team center Tamari Key (10.5 ppg., 8.1 rpg., 3.5 bpg., 34 starts, school blocks single-season and career record holder).
- Additional starters back include 5-8 graduate point guard Jordan Walker (7.6 ppg., 4.1 rpg., 3.5 apg., 34 starts) and 6-1 junior guard/forward Tess Darby (5.3 ppg., 2.4 rpg., 49 3FGs, 30 starts).
- Other returning contributors with starting experience include 6-2 sophomore guard/forward Sara Puckett (6.4 ppg., 3.5 rpg., two starts, 2022 SEC All-Freshman) and 6-3 redshirt sophomore guard/forward Marta Suárez (4.1 ppg., 3.6 rpg., 14 starts, 2021 SEC All-Freshman, missed 2021-22 due to injury).

EXPERIENCE OFF THE BENCH

- UT also welcomes back a trio of sophomores with 88 com-



Jordan Horston, an All-SEC First Team selection in 2021-22, put up 16.2 ppg., 9.4 rpg., 4.0 apg. and 1.4 spg. as a junior.

bined games of experience and a senior who has seen the court in 65 career contests.

- Rising sophomores who logged substantial playing time a year ago include 5-4 point guard Brooklynn Miles (2.5 ppg., 2.8 rpg., 33 games), 6-0 guard Kaiya Wynn (2.3 ppg., 2.0 rpg., 30 games) and 6-3 forward Karoline Striplin (2.6 ppg., 2.1 rpg., 25 games).
- Miles built a reputation as a defensive menace, Wynn overcame an injury to flash her potential on both ends and Striplin had one of her finest efforts of the year vs. Louisville in the NCAA Sweet 16, carding seven points, six boards and a block in 13 minutes.
- Jessie Rennie (0.6 ppg., 0.5 apg., 0.4 rpg., 21 games) is the aforementioned senior, but the three-point specialist will be sidelined for an extended period of time following surgery in June to repair an offseason knee injury.

NEWCOMERS ADD TO DECORATED ROSTER

- The Lady Vols welcome three all-conference transfer additions, giving Tennessee a roster flush with eight players earning league recognition at the college level, including six all-conference performers.
- That trio of newcomers includes starters and all-league performers Rickea Jackson, a 6-2 forward from Mississippi State (20.3 ppg., 6.8 rpg., 2021 All-SEC, two-time WBCA All-America H.M., Cheryl Miller Award Finalist), Jasmine Franklin, a 6-1 graduate power forward from Missouri State (14.9 ppg., 12.1 rpg., 2.4 bpg., two-time All-MVC, 2022 MVC Def. Player of the Year), and Jasmine Powell, a 5-6 senior point guard from Minnesota (12.4 ppg., 5.7 apg., 4.4 rpg., 2021 All-Big Ten, 2020 All-Big 10 H.M. and Big Ten All-Freshman).
- They join returning All-SEC performers Jordan Horston (first team) and Tamari Key (second team), 2020 All-MAC performer Jordan Walker, as well as 2022 SEC All-Freshman honoree Sara Puckett and 2021 SEC All-Freshman Team member Marta Suárez.

WAIT...THERE IS MORE!

- In addition to Franklin, Jackson and Powell, Kellie Harper welcomes another player with college experience in Jillian Hollingshead, a mobile 6-5 sophomore forward transferring from Georgia (5.1 ppg., 2.5 rpg., two-time 2021-22 SEC Freshman of the Week).
- Hollingshead was a 2021 McDonald's H.S. All-American whose time on the court was limited a year ago with an illness and nagging injury. She appears back to full strength and has unlimited potential.
- UT also welcomes two high school signees, including McDonald's and WBCA All-American Justine Pissott, a 6-foot-4 wing, and 5-7 lefty guard Edie Darby, the younger sister of Tess. Both newcomers bring long-range shooting prowess to the program.
- Pissott and Hollingshead join Jordan Horston and Rickea Jackson as McDonald's A-A honorees on the UT roster after the Lady Vols had only one (Horston) last season.

TENNESSEE BY THE NUMBERS

- UT returns 58.1 points per game (of 70.1) and welcomes an additional 52.7 ppg. from four incoming transfers for a total of 110.8 ppg.
- Tennessee returns 38.4 rpg. (of 48.1/No. 2 in NCAA) and welcomes an additional 25.8 from four incoming transfers for a total of 64.2 rpg.
- The Lady Vols welcome back 338 career starts and bring aboard 205 career starts from their newcomers for a total of 543.

OUR LARGEST ROSTER EVER

- Tennessee features 16 players on its 2022-23 squad list, which marks the largest roster ever in the modern-day history of Lady Vol basketball.
- UT's previous high was 15 players on a season roster on four occasions, including 1973-74, 1983-84, 2000-01 and 2004-05.

PERSONNEL LOSSES FROM A YEAR AGO

- Rae Burrell (12.3 ppg.) was the No. 9 pick in the WNBA Draft despite playing only 22 games and starting 13 after a game-one injury.
- UT also lost 34-game starter Alexis Dye (10.2 ppg., 7.7 rpg.) and reserve posts Keyen Green (7.0 ppg., 3.2 rpg.) and Emily Saunders (1.0 ppg.), all of whom graduated.

BASKETBALL STAFF UPDATES

- Tennessee's coaching staff returns intact, with assistants Joy McCorvey and Samantha Williams back for year two and head coach Kellie Harper and assistant Jon Harper returning for their fourth seasons on Rocky Top.
- The entire basketball support staff returns as well, providing continuity throughout the organization.

KEY PILING UP NUMBERS ON BOTH ENDS

- Senior Tamari Key is significantly impacting Tennessee on both ends of the floor with her 6-foot-6 frame.
- Defensively, the Lady Vol center set school records in 2021-22 for most blocks in a season (119), highest block average in a season (3.500) and most blocks in a career (277), and she ranks No. 1 through three seasons with the highest career block average (3.08).
- Offensively, she is a career .588 shooter on field goals through three seasons, ranking fifth at UT in that category.
- Key also became the first Lady Vol to post more than one career triple-double, carding one in her sophomore season and adding another a year ago, tallying double-figures in points, rebounds and blocks in those efforts.

HORSTON'S SIZE IMPACTS SEVERAL AREAS

- At 6-foot-2, guard Jordan Horston led UT with a 9.4 rebound average a year ago, charting a tie for the sixth-best season all-time by a Lady Vol.
- Horston became only the second guard in UT women's history to lead the squad in rebounding average, joining Shelia Collins (9.4, 1984-85).
- With a 4.28 career assist average, Horston ranks No. 6 on Rocky Top.
- She is trying to join Dawn Marsh (1984-88) as the only Lady Vols to lead UT in assist average four years in a row.

DARBY ONE OF UT'S MOST ACCURATE ON 3s

- Tess Darby has hit three-pointers at a .376 clip in her career (56-149), ranking No. 9 all-time at Tennessee.

1K CLUB COULD GROW TO UT-BEST SIX

- This season marks the ninth time with two or more 1,000-point scorers on the roster entering the season, but it is the first time in program history Tennessee features three 1K performers at the outset.
- Tennessee features a roster with six players capable of ending the year at 1,000 points or more.
- Jordan Walker (1,149), Jasmine Franklin (1,122) and Rickea Jackson (1,085) are already there, and Jordan Horston (900), Jasmine Powell (872) and Tamari Key (805) are easily within range.
- The most 1,000-point scorers UT has ever had on a roster is four in 2014-15: Bashaara Graves (1,169), Ariel Massengale (1,161), Cierra Burdick (1,072) and Isabelle Harrison



Tamari Key averaged 10.5 ppg., 8.1 rpg, and 3.5 bpg, en route to All-SEC Second Team and All-Defensive Team accolades a year ago.

- (1,071). That team finished 30-6 (15-1 SEC, 1st) and made it to the NCAA Elite 8.
- UT has had three or more 1,000-point scorers at season's end on 12 occasions and is looking to make it 13.

TOUGH ON THE BOARDS, DEFENSE

- Tennessee has been one of the nation's top rebounding teams under Kellie Harper, carding the first (48.1), fourth (44.97) and fifth-best (45.52) averages per game in Lady Vol history in 2021-22, 2019-20 and 2020-21, respectively.
- In NCAA Division I, the Lady Vols ranked No. 2 in rebounds per game (48.1) and No. 4 in rebound margin (12.7) in 2021-22, with those marks standing first and second second, respectively, among SEC teams.
- On defense, bolstered by Tamari Key's presence, UT ranked No. 2 in defensive rebounds per game (31.5), No. 4 in blocked shots (191) and No. 5 in field goal percentage defense (34.3 percent) a year ago.

RICE NAMED VOICE OF THE LADY VOLS

- Brian Rice, an award-winning sports talk show host and broadcaster with 10 years of experience as the highly-respected radio play-by-play announcer for Lady Vol softball, was announced on Aug. 23, 2022, as the new voice of Lady Vol basketball.
- Rice, a Knoxville native who became a Big Orange fan-favorite behind the microphone at softball games and served as a fill-in for previous announcer Mickey Dearstone on two UT women's hoops broadcasts in 2020, will handle radio play-by-play duties and host The Kellie Harper TV Show. He also will assist with other related duties in promoting the winningest program in women's college basketball history
- Becoming the third person to hold the role on a full-time basis, Rice joins the Lady Vol Network after Dearstone announced his retirement in the spring of 2022 following 23 seasons of painting a picture on the air for Big Orange followers. Current Tennessee Director of Broadcasting Bob Kesling was behind the mic at Lady Vol games for more than two decades after the legendary John Ward began

GENERAL

STAFF

PLAYERS

REVIEW

HISTORY

FACILITIES

NCAA

SEC

RECORDS

MEDIA INFO



■ PRESEASON NOTEBOOK (CONTINUED)

the tradition by calling select women's basketball games in 1977-78.

LADY VOLS PLAY IN USA 3X3 TOURNEY

- Tennessee was represented by Tamari Key, Sara Puckett, Jordan Walker, Kaiya Wynn and coach Samantha Williams in the 2022 Red Bull USA Basketball 3X Nationals in Springfield, Mass., May 13-15.
- UT fell in the quarterfinals and finished with a 3-2 record.

SISTER ACT

- Tennessee features its second pair of sisters playing for the Lady Vols, but this marks the first time siblings have been part of the same UT women's basketball team.
- Junior Tess Darby and freshman Edie Darby hail from the West Tennessee town of Greenfield and prepped at Greenfield High School.
- Tess was the first high school commitment and signee by Kellie Harper as Tennessee's head coach. Edie becomes the first walk-on of the Harper era and gives the Lady Vols their largest roster in history.
- The other sister duo to compete for UT included Amanda Canon (1998-2002) and Abby Canon (2004-05) from Shelbyville, Tenn. (Shelbyville H.S.), but their stints were separated by two years.
- Amanda Canon actually played on the 1998-99 Tennessee team, which included then-senior Kellie (Jolly) Harper.

MITTEN TRIO: MICHIGAN PIPELINE PART II

- With Detroit natives Rickea Jackson (Detroit Edison Public School Academy) and Jasmine Powell (Detroit Country Day School) joining the Lady Vol program as transfers from Mississippi State and Minnesota, respectively, Tennessee now has three players from the state of Michigan.
- They join graduate guard Jordan Walker of Muskegon, who came to Rocky Top from Western Michigan prior to the 2019-20 season.
- It's the most players from "The Mitten" with the Lady Vols since UT had three in 1992 and four from 1989-91, with the collection of players arriving via the "Michigan Pipeline" and helping UT win NCAA titles in 1987, 1989 and 1991.
- Among that group were Tonya Edwards (Flint, 1986-90), Daedra Charles (Detroit, 1988-91), Dena Head (Canton, 1988-92), Regina Clark (Saginaw, 1988-92) and Peggy Evans (Detroit, 1990-93).

UPDATING THE INJURY LIST

- Senior Jordan Horston, who led the Lady Vols in averages for points, rebounds, assists and steals in 2021-22, is coming off a dislocated fracture of her left elbow at Alabama last February. She was back at full strength during off-season workouts.
- Sophomore Jasmine Hollingshead returned to full-go during off-season drills. She missed some games at Georgia last season due to illness and a nagging left knee situation that she addressed after transferring to Tennessee.
- Graduate transfer Jasmine Franklin is progressing and back to full speed after suffering a torn ACL in her left knee last December while playing for Missouri State.
- Senior Jessie Rennie is continuing rehab on her right knee after having surgery in June following an off-season injury.

HARPER ATTACKS YEAR FOUR AT UT

- In 18 complete years as a Division I head coach, Harper has led her teams to a 348-235 record and 14 postseason appearances (7 NCAA/7 WNIT) through the 2021-22 campaign. She has piloted her squads to 14 top-three league finishes and four conference tourney titles along the way, and in 2021-22 she guided Tennessee to the NCAA Sweet



Veteran guard Jordan Walker has started 47 games after transferring from Western Michigan, tallying 6.7 ppg., 4.3 rpg. and 2.9 apg. at UT.

- 16, equaling her run with Missouri State in 2018-19 before she was hired by her alma mater.
- During her first three seasons on Rocky Top, Harper has set the program on a journey toward the top. Her teams charted records of 21-10 (10-6 SEC) and 17-8 (9-4 SEC) while navigating pandemic limitations and elevated to 25-9 (11-5 SEC) in 2021-22 despite being dealt a terrible hand with injuries to key personnel. The squad opened the season 18-1, rose to No. 4 in the AP Poll, won the South Point Thanksgiving Shootout, finished third in the SEC for the third consecutive season and kept the Big Orange perfect in NCAA berths as the only school to appear in all 40 women's tournaments.
- Harper is 63-27 overall and 30-15 vs. SEC competition during a quick makeover on Rocky Top, ranking third in winning percentage in league games behind only South Carolina's Dawn Staley and LSU's Kim Mulkey. Harper and Staley are the only SEC coaches to guide their teams to top-three SEC finishes in each of the past three seasons, and UT and USC were the only league squads to advance into the NCAA Round of 16 in 2022.
- Tennessee's 18-1 start in 2021-22 was its best since 2007-08, its overall and SEC records the best since 2017-18 and its NCAA Sweet 16 berth its 35th all-time but first since 2015-16. UT also defeated five ranked teams for the most since 2017-18, topping its total of five from Harper's first two seasons in Knoxville combined. Harper matched personal bests for wins in a season (25) and deepest NCAA tourney run (Sweet 16), and she had her most wins ever over ranked teams (5) in becoming a late season candidate for Werner Ladder Naismith Women's Coach of the Year. The Tennessee Sports Writers Association also named Harper the organization's state women's college basketball coach of the year for 2022.
- One of only two skippers to guide four different programs to the NCAA Tournament, the 1999 UT graduate and three-time national champion point guard joined Jim Foster in that select company in 2020-21. She has done so while reshaping programs at Western Carolina, NC State, Missouri State and now Tennessee.



2022-23
LADY VOL STAFF



KELLIE HARPER

HEAD COACH

FOURTH YEAR AT TENNESSEE/19TH YEAR AS HEAD COACH
TENNESSEE '99

THE HARPER FILE

Born: May 3, 1977

Education:

White County High School (Sparta, Tenn.); '95
B.S. (Math), Tennessee, '99

Playing Career:

Tennessee ('95-'99): Three-time NCAA champion point guard, All-SEC Second Team & H.M. All-American in '99, All-Final Four '97 & '98

Family:

Spouse: Jon Harper Children: Jackson, Kiley

Classy. Personable. Trustworthy. Intentional. Proficient. Determined. Those are just a few of the adjectives that aptly describe fourth-year Tennessee head coach Kellie Harper. Her array of impressive traits has been on full display as she has directed the Lady Vols back into the spotlight and put them in the conversation as one of the nation's projected top teams in 2022-23.

One of only two skippers to guide four different programs to the NCAA Tournament, the 1999 UT graduate and three-time national champion point guard joined Jim Foster in that select company in 2020-21. She has done so while reshaping programs at Western Carolina, NC State, Missouri State and now Tennessee. Foster accomplished that feat during stops at St. Joseph's, Vanderbilt, Ohio State and Chattanooga during a career lasting from 1978 to 2018.

The respect for Harper's leadership capabilities and basketball acumen has been underscored by her selection to the USA Basketball Women's Junior National Team Committee, upon which she is serving from 2021-24.

In 18 complete years as a Division I head coach, Harper has led her teams to a 348-235 record and 14 postseason appearances (7 NCAA/7 WNIT) through the 2021-22 campaign. She has piloted her squads to 14 top-three league finishes and four conference tourney titles along the way, and in 2021-22 she guided Tennessee to the NCAA Sweet 16, equaling her run with Missouri State in 2018-19 before she was hired by her alma mater.

During her three seasons on Rocky Top, Harper has set the program on a journey toward the top. Her teams charted records of 21-10 (10-6 SEC) and 17-8 (9-4 SEC) while navigating pandemic limitations and elevated to 25-9 (11-5 SEC) in 2021-22 despite being dealt a terrible hand with injuries to key personnel. The squad opened the season 18-1, rose to No. 4 in the AP Poll, won the South Point Thanksgiving Shootout, finished third in the SEC for the third consecutive season and kept the Big Orange perfect in NCAA berths as the only school to appear in all 40 women's tournaments.

Harper is 63-27 overall and 30-15 vs. SEC competition during a quick makeover on Rocky Top, ranking third in winning percentage in league games behind only South Carolina's Dawn Staley and LSU's Kim Mulkey. Harper and Staley are the only SEC coaches to guide their teams to top-three SEC finishes in each of the past three seasons, and UT and USC were the only league squads to advance into the NCAA Round of 16 in 2022.

Tennessee's 18-1 start in 2021-22 was its best since 2007-08, its overall and SEC records the best since 2017-18 and its NCAA Sweet 16 berth its 35th all-time but first since 2015-16. UT also

defeated five ranked teams for the most since 2017-18, topping its total of five from Harper's first two seasons in Knoxville combined. Harper matched personal bests for wins in a season (25), most wins over ranked teams (5) and deepest NCAA tourney run, and she was a late season candidate for Werner Ladder Naismith Women's Coach of the Year. The Tennessee Sports Writers Association named Harper the organization's state women's college basketball coach of the year for 2022.

A native of Sparta, Tenn., Harper was a floor general for the legendary Pat Summitt at UT from 1995-99, playing 132 games and piloting the Lady Vols to NCAA National Championships in 1996, 1997 and 1998. She was part of a senior class that helped the Big Orange forge a 131-17 overall record as well as win two SEC regular season titles (1998, 1999) and three SEC Tournament crowns (1996, 1998, 1999).

High school recruits and players in the transfer portal have been drawn to Harper's valuable experiences as a player who reached the pinnacle at the all-time winningest program in women's college basketball history. She was able to keep the previously-signed No. 9 class (Jordan Horston, Tamari Key) intact when she was hired in 2019, managed to ink five players (including future starters Tess Darby, Keyen Green, Marta Suárez, Jordan Walker) during the pandemic in 2020, followed with a foundational No. 15-ranked group in 2021 (Sara Puckett, Karoline Striplin, Brooklynn Miles, Kaiya Wynn) and then added her first-ever McDonald's All-America high school recruit in Justine Pissott in the 2022 class to go along with four highly-touted transfers (Jasmine Franklin, Jillian Hollingshead, Rickea Jackson, Jasmine Powell) and a walk-on (Edie Darby).

UT signees also have embraced a coaching style from a



mentor who builds foundational relationships and challenges young women daily to become the best players, teammates, students, leaders and people they can be. That formula has proven successful for everything from program chemistry to team success to individual accomplishments.

During Harper's brief time at Tennessee, she has coached two WNBA first-round picks in Rennia Davis (2021) and Rae Burrell (2022), with those players becoming the first Lady Vol first-round picks in back-to-back years since Loree Moore and Tye'sha Fluker in 2005 and 2006. In 2022, Alexis Dye also earned a shot at the WNBA, going to camp with the Connecticut Sun. Previously, Lou Brown and Kasiyahna Kushkituah earned opportunities to play professionally overseas following their Lady Vol careers.

Davis (2020 AP/USBWA/WBCA, 2021 AP/USBWA/WBCA) and Jordan Horston (2022 AP/WBCA) were All-America Honorable Mention selections under Harper's tutelage, and Davis claimed the Senior Class Award in 2021 as well.

At the league level, Harper has tutored All-SEC First-Teamers Rennia Davis (2020, 2021) and Jordan Horston (2022); All-SEC Second-Teamers Rae Burrell (2021) and Tamari Key (2022); SEC All-Defensive Team member Key (2021, 2022); SEC All-Freshman Team honorees Jordan Horston (2020), Marta Suárez (2021) and Sara Puckett (2022); and SEC All-Tournament Team member Alexis Dye.

In the classroom, 17 of 23 Lady Vols playing for Harper have earned SEC Academic Honor Roll recognition a total of 29 times through 2021-22. A program-best 12 of 14 Lady Vols made the honor roll in 2021-22, nine of 13 made it in 2020-21, while eight of 12 did so in 2019-20, with that group carding a best-ever GPA of 3.48.

Only the third Lady Vol head coach in the NCAA era of women's basketball, Harper took the reins at Tennessee after six years of leading the Missouri State Lady Bears, capped by the 2018-19 season's impressive march to the Missouri Valley Conference Tournament title and magical run to the NCAA Sweet 16. The Lady Bears finished No. 24 in the final 2019 USA Today Sports Coaches Poll, and Harper was named the Missouri Valley Coach of the Year and the Kay Yow Coach of the Year.

Harper guided Missouri State to NCAA appearances in 2015-16 and 2018-19 with WNIT berths on three other occasions. At previous schools, she also led North Carolina State to the NCAA Tournament in 2009-10 (plus two WNIT appearances) and guided Western Carolina to NCAA berths in 2004-05 and 2008-09 (plus two trips to the WNIT).

In 27 full seasons as a Division I head coach, assistant coach or player, Harper has made 22 postseason appearances with a combined 596-288 record, 15 NCAA Tournament appearances and seven WNIT bids.

She recorded a 118-79 won-lost record at Missouri State, claiming Missouri Valley Conference Tournament crowns in 2016 and 2019 and notching regular-season runner-up finishes in 2015-16, 2017-18 and 2018-19. After her first team at MSU finished 14-17/6-12 MVC (t6th), she never placed lower than third in the league standings or missed the postseason. Three of her last four editions there surpassed the 20-win plateau, including the 2015-16 squad that forged MSU's first NCAA appearance in a decade.

Prior to her arrival at Missouri State, Harper became just the third women's basketball coach in North Carolina State history in 2009 and directed the Wolfpack to three postseason appearances and a 70-64 record during her four-year stint at the helm, including the 2010 NCAA Tournament. NC State joined Tobacco Road rivals Duke and North Carolina as the only Atlantic Coast Conference teams to score wins over the league's other 11 teams during that span and earned six top-25 victories in four seasons.

Before her tenure in Raleigh, Harper piloted Western Carolina to a 97-65 record and four postseason berths in five seasons, including a 70-31 mark her final three years in Cullowhee. The Catamounts captured the first two Southern Conference



(SoCon) Tournament titles in school history while seven student-athletes captured all-conference honors during her tenure.

She earned 2007 SoCon Coach of the Year accolades and placed her squads in the WBCA Academic Top 25 on three occasions, including a fifth-place finish in 2007-08.

Prior to her first head coaching job, Harper spent three seasons as an assistant at Chattanooga, helping the Mocs to three consecutive Southern Conference championships, three NCAA appearances and a combined 78-15 record under head coach Wes Moore. She tutored four all-conference guards while at Chattanooga, including the 2004 league player of the year.

In advance of her time in Chattanooga, Harper spent two seasons at Auburn, the first as an administrative assistant before being promoted to assistant coach under Joe Ciampi for the 2000-01 campaign.

As a college player, Harper was part of a women's basketball dynasty at Tennessee. As a junior, she guided the Lady Vols to a 39-0 record and their third-straight national championship, averaging 7.6 points and 3.8 assists for the season and scoring a career-high 20 points in the national title game against Louisiana Tech. She went 4-of-5 from beyond the arc in that contest and was named to the 1998 All-Final Four Team.

Harper set an NCAA championship game record with 11 assists and dished out 20 helpers in two games for All-Final Four honors in 1997 after returning from a knee injury midway through her sophomore season. That year, the National Strength and Conditioning Association named her its Strength and Conditioning Female Student-Athlete of the Year.

For her Tennessee career, Harper scored 894 points and had 452 assists, leaving UT on the school's career top 10 lists for assists, assist average, 3-point attempts and 3-point percentage. She still ranks seventh in career assists and is 10th in 3-point percentage (.364, 99-272).

Harper was drafted by the Cleveland Rockers in the fourth round of the 1999 WNBA draft and earned her degree in mathematics that same year. She was a three-time SEC Academic Honor Roll member and earned both All-SEC Coaches Second Team and honorable mention All-America honors as a senior. She also was named to the SEC Community Service Team as a senior.

She played for her father (the late Kenneth Jolly), an assistant coach at White County High School in Sparta, Tenn., and was a five-time All-American during her AAU playing career. She was inducted into the UT Athletics Hall of Fame in 2009 and White County High Hall of Fame in Oct. of Dec. 24, 2019, the basketball hardwood at the new Findlay Elementary School in Sparta was dedicated as "Kellie's Court."

Harper is married to Jon Harper, an assistant coach on her staffs at Western Carolina, NC State, Missouri State and Tennessee. The Harpers welcomed their first child, son Jackson, in November 2013, and had a daughter, Kiley, in June 2018.

■ HARPER'S COACHING CAREER HIGHLIGHTS & RECORDS

OVERALL

- In 27 complete years as a Division I coach, assistant or player, Harper has made 22 postseason appearances (15 NCAA/7 WNIT) with a combined record of 596-288
- Career record in 18 seasons as a head coach is 348-235
- She is one of only two coaches to guide four different Division I women's programs to the NCAA Tournament
- Has directed her teams to 14 postseason appearances (7 NCAA, 7 WNIT) as a head coach
- Member of USA Basketball Women's Junior National Team Committee (2021-24)

TENNESSEE

- Head Coach (April 9, 2019, to Present)
- Guided UT to three-straight third-place SEC finishes, defeating five ranked teams in 2021-22 after toppling five total in her first two seasons on Rocky Top
- In 2021-22, she matched UT's most wins since 2017-18 (25) and led UT to its first NCAA Sweet 16 since 2016
- The 25 victories (25-9) in 2021-22 matched her most as a head coach
- She led the 2021-22 Lady Vols to their highest rankings (No. 4/5) since the 2015-16 season
- Three of her players at Tennessee have gone on to play in the WNBA, including top-10 overall picks in 2021 and 2022
- Her UT players have earned All-SEC five times, SEC All-Freshman three times and SEC All-Defensive twice
- A program-best 12 of 14 Lady Vols made the SEC Academic honor roll in 2021-22
- Seventeen of 23 Lady Vols playing for Harper have earned SEC Academic Honor Roll recognition a total of 29 times through 2021-22

MISSOURI STATE

- Head Coach (2013-19)
- Six-year record: 118-79
- 2019 Kay Yow Coach of the Year
- 2019 MVC Coach of the Year
- Won two MVC Tournament Championships (2016 & 2019)
- Two NCAA appearances (2016 & 2019) and three WNIT

- berths (2015, 2017, 2018), including NCAA Sweet 16 (2019)
- Led Lady Bears to first national ranking in 15 years (24th in final 2019 USA Today Sports Coaches Poll)

NORTH CAROLINA STATE

- Head Coach (2009-13)
- Four-year record: 70-64
- Guided Wolfpack to three postseason appearances, including the 2010 NCAA Tournament and 2012 and 2013 WNIT
- Earned six top-25 victories in four seasons

WESTERN CAROLINA

- Head Coach (2004-09)
- Five-year record: 97-65
- Directed Catamounts to four postseason berths in five seasons, including NCAA Tournaments in 2005 and 2009
- Her teams won the school's first two Southern Conference Tournament titles in school history
- Named 2007 SoCon Coach of the Year
- Three of her squads placed in the WBCA Academic Top 25

CHATTANOOGA

- Assistant Coach (2001-04)
- Three-year record: 78-15
- Served on head coach Wes Moore's staff
- The Mocs won three straight Southern Conference titles
- Chattanooga went to three straight NCAA Tournaments
- Worked with four all-conference guards, including the 2004 SoCon Player of the Year

AUBURN

- Assistant Coach (2000-01)
- Administrative Assistant (1999-2000)
- Worked on the staff with three-time NCAA Coach of the Year Joe Ciampi
- The Tigers advanced to the 2001 NCAA Tournament Second Round

HARPER'S YEAR-BY-YEAR RECORD

Year	School	Position	Overall/Conf. (Pl.)	Postseason
1995-96	Tennessee	Player	32-49 / 9-2 (2nd)	NCAA Champs / SEC Tourney Champs
1996-97	Tennessee	Player	29-10 / 8-4 (5th)	NCAA Champs
1997-98	Tennessee	Player	39-0 / 14-0 (1st)	NCAA Champs / SEC Tourney Champs
1998-99	Tennessee	Player	31-3 / 13-1 (1st)	NCAA Elite Eight / SEC Tourney Champs
1999-00	Auburn	Admin. Asst.	22-9 / 9-5 (4th)	NCAA 2nd Rd.
2000-01	Auburn	Assistant	17-12 / 5-9 (t8th)	-
2001-02	Chattanooga	Assistant	23-7 / 14-4 (t1st)	NCAA 1st Rd. / SC Tourney Champs
2002-03	Chattanooga	Assistant	26-5 / 16-2 (1st)	NCAA 1st Rd. / SC Tourney Champs
2003-04	Chattanooga	Assistant	29-3 / 20-0 (1st)	NCAA 2nd Rd. / SC Tourney Champs
2004-05	Western Carolina	Head Coach	18-14 / 10-10 (6th)	NCAA 1st Rd. / SC Tourney Champs
2005-06	Western Carolina	Head Coach	9-20 / 8-10 (5th)	-
2006-07	Western Carolina	Head Coach	24-10 / 15-3 (t1st)	WNIT 2nd Rd.
2007-08	Western Carolina	Head Coach	25-9 / 15-3 (2nd)	WNIT 1st Rd.
2008-09	Western Carolina	Head Coach	21-12 / 14-6 (t3rd)	NCAA 1st Rd. / SC Tourney Champs
2009-10	North Carolina St.	Head Coach	20-14 / 7-7 (t5th)	NCAA 1st Rd.
2010-11	North Carolina St.	Head Coach	14-17 / 4-10 (10th)	-
2011-12	North Carolina St.	Head Coach	19-16 / 5-11 (9th)	WNIT 2nd Rd.
2012-13	North Carolina St.	Head Coach	17-17 / 7-11 (t7th)	WNIT 2nd Rd.
2013-14	Missouri St.	Head Coach	14-17 / 8-10 (t6th)	-
2014-15	Missouri St.	Head Coach	18-15 / 13-5 (3rd)	WNIT 1st Rd.
2015-16	Missouri St.	Head Coach	24-10 / 14-4 (t2nd)	NCAA 1st Rd. / MVC Tourney Champs
2016-17	Missouri St.	Head Coach	16-15 / 12-6 (3rd)	WNIT 1st Rd.
2017-18	Missouri St.	Head Coach	21-12 / 15-3 (2nd)	WNIT 2nd Rd.
2018-19	Missouri St.	Head Coach	25-10 / 16-2 (2nd)	NCAA Sweet 16 / MVC Tourney Champs
2019-20	Tennessee	Head Coach	21-10 / 10-6 (t3rd)	No NCAA Tournament Held
2020-21	Tennessee	Head Coach	17-8 / 9-4 (3rd)	NCAA 2nd Rd.
2021-22	Tennessee	Head Coach	25-9/11-5 (3rd)	NCAA S16
3 years	Tennessee	Head Coach	63-27/30-15	NCAA Tournaments (2021, 2022)
18 years	Total	Head Coach	348-235/193-116	7 NCAA/7 WNIT Tournaments



SAMANTHA WILLIAMS

ASSISTANT COACH/RECRUITING COORDINATOR

SECOND YEAR AT TENNESSEE/22ND YEAR IN COACHING
AUBURN '96

One of the nation's top coaches and elite recruiters, Samantha Williams is in her second season at Tennessee and in her 22nd season in the college coaching ranks. Head coach Kellie Harper announced the addition of Williams to the Lady Vol staff on April 17, 2021.

Tennessee returned to national prominence during Williams' initial campaign on The Hill, but season-ending injuries to three players placed limitations on the team's ceiling after it began the year 18-1 and climbed to No. 4 in the AP Poll against one of the country's toughest schedules. Still, UT finished 25-9, placed third in the SEC at 11-5, beat five ranked foes and advanced to its first NCAA Sweet 16 since 2015-16.

Among the decorated players she coached in 2021-22 were Rae Burrell, a WNBA First-Round Draft pick; Jordan Horston, an All-SEC First Team and All-America Honorable Mention selection; Tamari Key, an All-SEC Second Team and SEC All-Defensive Team honoree; Alexus Dye, a WNBA training camp invitee and SEC All-Tournament Team choice; and Sara Puckett, a member of the SEC All-Freshman Team.

In the May of 2022, Williams was tapped by Kellie Harper to coach UT's squad of Tamarí Key, Sara Puckett, Jordan Walker and Kaiya Wynn at the 2022 Red Bull USA Basketball 3X Nationals in Springfield, Mass. She guided the Lady Vols to the quarterfinal round before they ended their stay with a 3-2 mark.

On the recruiting front, with Williams' help, the Lady Vols added Kellie Harper's first-ever McDonald's All-America high school recruit in Justine Pissott in the 2022 class to go along with four highly-touted transfers (Jasmine Franklin, Jillian Hollingshead, Rickea Jackson, Jasmine Powell) and a walk-on (Edie Darby).

Williams, who came to Rocky Top after two seasons impressively addressing a major rebuilding job as head coach at Eastern Kentucky University, is highly-regarded for her work with backcourt players and for attracting top players to join nationally-prominent programs, just as she did as an assistant at Louisville (2011-19) and Duke (2007-11) before being chosen for the head coaching job at EKU.

At Eastern, Williams inherited a program that was 2-27 overall and 0-18 in the Ohio Valley Conference the year before she arrived, and she led the Colonels to 20 victories over the past two years. In her first season, Williams directed one of the biggest turnarounds in Division I basketball, as EKU won 11 games in 2019-20, nine more than the year before. It was the third-best turnaround in the nation and the largest win improvement by any first-year head coach.

The Colonels finished 11-18, 5-13 in the OVC, in 2019-20 and were 9-15, 8-12 in the OVC, during 2020-21's COVID-impacted season. Williams' final unit at EKU demonstrated continued growth and competitiveness despite a schedule that featured three ranked opponents in Louisville, Indiana and Northwestern, and a roster of 13 players, laden with seven freshmen she and her staff had recruited.

While serving as assistant head coach to Jeff Walz in Louisville from 2011-19, Williams helped guide the Cardinals to eight consecutive NCAA appearances. During her time there, Williams assisted U of L in reaching the Final Four twice, including an appearance in the 2013 national championship game, making four trips to the Elite 8 and advancing to the Sweet 16 six times. Louisville compiled a 236-55 record and six top-10 finishes in the national polls during her tenure.

In 2018-19, U of L was 32-4, earned a No. 1 seed in the NCAA Tournament, won a share of the Atlantic Coast Conference regular season championship for the second straight season, was ranked fifth in the nation and played in the Elite Eight.

Williams coached four WNBA Draft picks at Louisville. She also sought and signed the nation's top-ranked recruiting class in 2015, the No. 6 ranked class in 2016 and the fourth ranked class in 2017. Between 2014 and 2017, Williams and the Louisville staff welcomed

THE WILLIAMS FILE

Born: Sept. 24, 1973

Education: DuPont Manual High School (Louisville, Ky.)
B.S., Auburn, '96

Playing Career: Auburn ('92-'96): Four-year starter, captain as junior and senior, U.S. Jr. National Team bronze medalist at R. William Jones Cup, ABL pro player with San Jose Lasers (1996-97)

nine McDonald's All-Americans to their program.

Assisting the backcourt players, Williams helped Louisville chart five straight years with a top-40 ranking in shooting percentage. The Cardinals ranked seventh in the nation in 2017-18 at 48.2 percent.

Prior to her time at Louisville, Williams was an assistant coach and recruiting coordinator at Duke on Joanne P. McCallie's staff from 2007-11. She helped the Blue Devils capture two ACC regular season championships, two ACC Tournament titles and make two appearances in the NCAA Tournament Elite Eight.

Williams was instrumental in Duke compiling three top-five recruiting classes, including the No. 1 class in the nation in 2009-10. She worked primarily with the team's perimeter players, developing a pair of All-Americans who were picked in the first two rounds of the WNBA Draft.

While working alongside Doug Bruno at DePaul as an assistant and recruiting coordinator from 2004-07, Williams helped the Blue Demons through the most successful period in school history, including three-consecutive NCAA Tournament appearances and the program's first NCAA Sweet 16 berth in 2006. The program achieved a 72-25 record (.742 winning percentage) during her time in Chicago.

Prior to her stint at DePaul, the 1996 Auburn graduate returned to her alma mater and spent the 2003-04 campaign as an assistant on the Plains working alongside her college coach Joe Ciampi in his final season. The Tigers posted a 22-9 record and advanced to the second round of the NCAA Tournament, with Williams helping mentor a pair of All-SEC (coaches and AP) selections during that campaign.

Williams began her collegiate coaching career as an assistant at St. Louis during the 2001-02 season. In 2002-03 she served as an assistant coach at Columbus State University, helping the Cougars to a 28-4 record, a Peach Belt Conference regular season championship and a trip to the NCAA Tournament.

Born in Luverne, Ala., and spending her high school years in Louisville, Kentucky, Williams was a four-year starter on the court at Auburn from 1992-96, serving as co-captain as a junior and a senior. She led Auburn to three NCAA Tournament appearances, including two Sweet 16 trips and an Elite 8 berth. Williams set the program record for career three-point field goals (161), and she finished her career with 1,106 points, 495 rebounds and 323 assists.

While at Auburn, Williams played for the U.S. Junior National Team that won the bronze medal at the R. William Jones Cup in Taipei, Taiwan.

After her collegiate career, Williams played one season of professional basketball in the American Basketball League with the San Jose Lasers (1996-97). Williams was a first-team Parade, and Street and Smith All-American, in addition to a USA Today Super 25 honoree, while playing basketball at DuPont Manual High School in Louisville.

GENERAL

STAFF

PLAYERS

REVIEW

HISTORY

FACILITIES

NCAA

SEC

RECORDS

MEDIA INFO





JON HARPER

ASSISTANT COACH

FOURTH YEAR AT TENNESSEE/22ND YEAR AS AN ASSISTANT AUBURN '99

Jon Harper is in year four at Tennessee and season 22 as an assistant coach, including his 19th campaign as an assistant to spouse Kellie Harper after he joined the Lady Vol staff on April 15, 2019. The Harpers have worked together since they were assistants at Chattanooga from 2001-04.

During Harper's three seasons on Rocky Top, UT has forged a combined 63-27 overall mark and 30-15 record in SEC play, notching three third-place league finishes and advancing to the SEC Tournament semifinals in 2021 and 2022. UT also carded a trip to the NCAA Sweet 16 last season, marking UT's first trip there since 2016. UT remained perfect in appearing in all 40 NCAA Tournaments that have been held.

Tennessee returned to national prominence in 2021-22, but season-ending injuries to three players placed limitations on the team's ceiling after it began the year 18-1 and climbed to No. 4 in the AP Poll against one of the country's toughest schedules. Still, UT finished 25-9, placed third in the SEC at 11-5, beat five ranked foes and advanced to Harper's second career Sweet 16. His first came at Missouri State in 2019.

UT defeated four ranked opponents in 2020-21, including No. 2/3 South Carolina, and earned a No. 3 seed in the NCAA Tournament. The Lady Vols finished 17-8 overall and 9-4 in SEC games, ending the year ranked No. 14 in the AP Poll and 16th in the USA TODAY Coaches Poll.

During Harper's brief time at Tennessee, he has helped coach two WNBA first-round picks in Rennia Davis (2021) and Rae Burrell (2022), with those players becoming the first Lady Vol first-round picks in back-to-back years since Loree Moore and Tye'sha Fluker in 2005 and 2006. In 2022, Alexis Dye also earned a shot at the WNBA, going to camp with the Connecticut Sun. Previously, Lou Brown and Kasiyahna Kushituah earned opportunities to play professionally overseas following their Lady Vol careers.

Davis (2020 AP/USBWA/WBCA, 2021 AP/USBWA/WBCA) and Jordan Horston (2022 AP/WBCA) were All-America Honorable Mention selections under Harper's tutelage, and Davis claimed the Senior Class Award in 2021 as well.

At the league level, Harper has tutored All-SEC First-Teamers Rennia Davis (2020, 2021) and Jordan Horston (2022); All-SEC Second-Teamers Rae Burrell (2021) and Tamari Key (2022); SEC All-Defensive Team member Key (2021, 2022); SEC All-Freshman Team honorees Jordan Horston (2020), Marta Suárez (2021) and Sara Puckett (2022); and SEC All-Tournament Team member Alexis Dye.

In the classroom, 17 of 23 Lady Vols playing for Harper have earned SEC Academic Honor Roll recognition a total of 29 times through 2021-22. A program-best 12 of 14 Lady Vols made the honor roll in 2021-22, nine of 13 made it in 2020-21, while eight of 12 did so in 2019-20, with that group carding a best-ever GPA of 3.48.

With Harper's help, high school recruits and players in the transfer portal have been drawn to a program headed by a head coach with valuable experiences as a player who reached the pinnacle at the all-time winningest program in women's college basketball history. Tennessee was able to keep the previously-signed No. 9 class (Jordan Horston, Tamari Key) intact when the Harpers were hired in 2019, managed to ink five players (including future starters Tess Darby, Keyen Green, Marta Suárez, Jordan Walker) during the pandemic in 2020, followed with a foundational No. 15-ranked group in 2021 (Sara Puckett, Karoline Striplin, Brooklynn Miles, Kaiya Wynn) and then added their first-ever McDonald's All-America high school recruit in Justine Pissott in the 2022 class to go along with four highly-touted transfers (Jasmine Franklin, Jillian Hollingshead, Rickea

THE HARPER FILE

Born: May 1, 1976

Education: Tucker High School (Stone Mountain, Ga.)
B.S., Auburn '99

Family: Spouse: Kellie Harper
Children: Jackson, Kiley

Jackson, Jasmine Powell) and a walk-on (Edie Darby).

In six seasons at Missouri State, his previous stop, Harper mentored players who earned a total of 15 All-Missouri Valley Conference selections, including two-time first-team picks in Kenzie Williams and Liza Fruendt, 2016 MVC Player of the Year and Defensive Player of the Year Tyonna Snow, 2018 first-team selection Alexa Willard and 2019 first-teamer Danielle Gitzen.

The Lady Bears accumulated 118 wins, five top-three MVC finishes and five postseason berths with Harper on staff, including a 2016 NCAA Tournament appearance after a 24-10 record and MVC Tournament championship and a 2019 NCAA Sweet 16 finish with a 25-10 record and MVC tourney title.

While at North Carolina State from 2009-13, Harper tutored four different players to a combination of All-Atlantic Coast Conference, All-ACC Freshman, all-tournament honors and a league Freshman of the Year award. Harper helped a team that was predicted to finish ninth in the ACC to a fifth-place finish and NCAA Tournament berth in 2010, as well as a pair of WNIT appearances his final two seasons there.

Prior to NC State, Harper spent five years as an assistant coach at Western Carolina with Kellie, and before that three seasons at Chattanooga, before heading to WCU with Kellie for the 2004-05 campaign.

During his time at Western Carolina, Harper worked with the backcourt players and helped produce five all-conference selections and the Southern Conference's Defensive Player of the Year in 2008. The Catamounts advanced to the postseason four of his five years on staff, including a pair of NCAA Tournament berths.

Harper got the coaching bug while serving as a practice player and then manager at Auburn for three seasons from 1996-99, and he worked his way up to numerous administrative responsibilities with the team.

While he was at Auburn, the Lady Tigers compiled a 58-29 record that included the 1997 SEC Tournament Championship and a pair of NCAA Tournament berths in 1997 and 1999.

Harper joined the Auburn team as a practice player and then manager, starting in 1996-97, and worked up to head manager in 1998-99. That season, he was charged with increasing responsibilities that included overseeing the male practice players that scrimmaged the Lady Tigers. He eventually served an internship with the coaching staff.

Harper earned his bachelor's degree in health promotion/sports management in March 1999 and in May of that year married the former Kellie Jolly. After receiving his degree, Harper taught physical education and was an assistant football coach at Lee-Scott Academy in Auburn. He then moved into private business before joining the basketball coaching ranks on the Chattanooga staff.

The Harpers welcomed their first child, son Jackson, in November 2013, and had a daughter, Kiley, in June 2018.



JOY MCCORVEY

ASSISTANT COACH

SECOND YEAR AT TENNESSEE/12TH YEAR AS AN ASSISTANT ST. JOHN'S '10

A rising star in the profession, Joy McCorvey is in her second year at Tennessee and in her 12th season in the college coaching ranks. Her résumé features 10 seasons of 20+ wins. In every campaign except 2020, when COVID-19 forced a halt to competition, those teams went on to postseason play.

In June of 2022, McCorvey's reputation in the world of women's hoops earned her attention as one of the "Most Impactful High Major Assistant Coaches in Division I Women's Basketball by Silver Waves Media. Some of that stems from UT's showing during her first year in Knoxville.

Tennessee returned to national prominence during McCorvey's initial campaign on The Hill, but season-ending injuries to three players placed limitations on the team's ceiling after it began the year 18-1 and climbed to No. 4 in the AP Poll against one of the country's toughest schedules. Still, UT finished 25-9, placed third in the SEC at 11-5, beat five ranked foes and advanced to its first NCAA Sweet 16 since 2015-16.

Among the decorated players she coached in 2021-22 were Rae Burrell, a WNBA First-Round Draft pick; Jordan Horston, an All-SEC First Team and All-America Honorable Mention selection; Tamari Key, an All-SEC Second Team and SEC All-Defensive Team honoree; Alexis Dye, a WNBA training camp invitee and SEC All-Tournament Team choice; and Sara Puckett, a member of the SEC All-Freshman Team.

On the recruiting front, with McCorvey's help, the Lady Vols added Kellie Harper's first-ever McDonald's All-America high school recruit in Justine Pissott in the 2022 class to go along with four highly-touted transfers (Jasmine Franklin, Jillian Hollingshead, Rickea Jackson, Jasmine Powell) and a walk-on (Edie Darby).

McCorvey came to the Lady Vol program after spending the previous three seasons at Florida State on Sue Semrau's staff. When Semrau took leave for the 2020-21 campaign to care for her ailing mother, McCorvey was elevated to associate head coach.

At FSU, McCorvey played a key role in both player development and recruiting for the Seminoles. In 2020-21, she was instrumental in the rapid development of Morgan Jones, personally coaching and helping mold the 6-foot-2 guard into one of the best players in the ACC. Jones averaged 12.8 points, 6.3 rebounds, shot 45.4 percent from the floor and tied for the team lead with 23 steals in a career year where she took an enormous step, earning All-ACC First Team honors, ACC All-Defensive Team accolades and WBCA All-America Honorable Mention acclaim.

McCorvey also made direct contributions in 2019-20. Her efforts were key in the rise of All-America forward Kiah Gillespie, who finished a tremendous two-year run with FSU by averaging 15.6 points, 8.7 rebounds and shooting 45.1 percent from the floor. The development of freshman center River Baldwin also was evident in 2019-20, as she won ACC Rookie of the Week twice.

With McCorvey handling the team's recruiting efforts and low-post play, Florida State made large strides in both areas under her watch. The Seminoles' 2019 signing class consisted of five-star players Baldwin and Sammie Puiuis as well as top-20 post player London Clarkson. The 2021 group included four-star prospects in point guard O'Mariah Gordon and forwards Makayla Timpson and Mariana Valenzuela.

Gillespie and Valencia Myers enjoyed standout seasons in 2018-19 under the guidance of McCorvey. Gillespie earned WBCA All-America honors and grabbed a spot on the All-ACC Team. Myers, in her first season, made the All-ACC Freshmen Team and emerged as one of the nation's most feared shot blockers with 54 rejections.

THE MCCORVEY FILE

Born: July 15, 1988

Education: T.R. Miller High School (Brewton, Ala.)
B.S., St. John's, '10

Playing Career: St. John's ('06-'10): Team captain, three-time Big East Academic Team, one of four SJU players with 700 career points and boards

McCorvey played a big role in helping coach a Seminole squad that had to replace its entire starting five in 2018-19 to a 24-9 overall record and a 10-6 mark in the ACC. Despite entering the year with a majority of new faces and depleted depth due to injuries, FSU was able to make its 14th NCAA Tournament appearance in the last 15 seasons.

Prior to her stint in Tallahassee, McCorvey helped elevate the Michigan women's basketball program during her six seasons in Ann Arbor, assisting her college head coach Kim Barnes Arico in that endeavor. The Wolverines made six postseason appearances during that time, including the capturing of the 2017 WNIT title.

One of her responsibilities during her time at Michigan was the development of the post players, helping pave the way for a second-round NCAA Tournament appearance for the Wolverines in 2017-18. Michigan led the Big Ten that season in rebound margin at +8.5 per game, a statistic in which Florida State also excelled.

A special 2016-17 season in which Michigan set its program mark with 28 wins included helping former post player Cyesha Goree receive her second consecutive All-Big Ten Second Team honor. McCorvey's established résumé also includes coaching five different players to eight All-Big Ten honors.

A standout player at St. John's from 2006-10, McCorvey was hired at her alma mater for the 2011-12 season and spent a year on Barnes Arico's staff there prior to making the move to Michigan.

McCorvey worked primarily with the post players and helped guide the Red Storm to a 24-10 overall record and a second-place finish in the final BIG EAST Conference standings with a 13-3 league record. The Red Storm, which upset UConn on Feb. 19, 2012, 57-56, and ended the Huskies' 99-game home winning streak, made its third straight NCAA berth and advanced to the program's first Sweet 16 appearance.

Before entering the coaching ranks, McCorvey made a name for herself as one of the Red Storm's finest leaders, both on and off the court, during her four years as a student-athlete. She was instrumental in lifting St. John's into the national spotlight, leading the team to three postseason runs. As a senior in 2009-10, McCorvey was part of one of Barnes Arico's most successful teams, as the Red Storm finished with a 25-7 overall record and advanced to the Second Round of the 2010 NCAA Tournament.

A captain at St. John's, she was a three-time Big East All-Academic Team selection (2007-10), a top 30 candidate for the 2010 Lowe's® Senior CLASS Award, a member of St. John's University's prestigious President's Society and was the 2008 recipient of the St. John's University Marianne Noonan Memorial. She earned a bachelor's in childhood education from St. John's in 2010.

The native of Brewton, Alabama, and graduate of T.R. Miller High School, is just one of four St. John's players to amass more than 700 points and 700 rebounds.

GENERAL

STAFF

PLAYERS

REVIEW

HISTORY

FACILITIES

NCAA

SEC

RECORDS

MEDIA INFO





CATHERINE GREENE

EXEC. DIRECTOR OF BASKETBALL OPS/CHIEF OF STAFF

FOURTH YEAR AT TENNESSEE
NORTH CAROLINA '08

Catherine Greene is in her fourth year with the Lady Vol program but entered 2022-23 with the new title of executive director of basketball operations/chief of staff.

Greene began her tenure on Rocky Top as director of basketball operations on May 31, 2019, and assists the head coach with overall logistics for the program. Among her duties at Tennessee are planning and executing all team travel and activities, as well as oversight of managers and other support staff, and management of the program's annual budget.

Additionally, she serves as the program's point of contact for UT Athletics in general as well as for compliance, community service, marketing/branding, nutrition, alumni outreach and communication technology. She has served as a member of the Strategic Plan: Student-Athlete Success Working Group and assisted in the department implementation of Teamworks, specifically serving on a TMP/CARA working group.

Greene is active in the WBCA, organizing the director of operations sessions at the 2016 & 2017 conventions. She also presented at a roundtable on creative fundraising tips in 2016, served on the director of operations panel at the 2014 convention and participated in the 2016 NCAA Women's Basketball mock selection exercise.

She also is engaged with the Women's Leaders in College Sports (formerly NACWAA), attending the Women's Leadership Symposium in 2014 and the Institute for Administrative Advancement in 2016. Other activities worthy of note were being selected to the Teamworks Basketball Leadership Committee (Summer 2019) and possessing a certification in mental health first aid (2018).

Before joining the Lady Vol staff, Greene served from 2017-19 as the director of student-athlete enrichment for the

University of North Carolina women's basketball program. She was responsible for a variety of tasks within the program, including community engagement, community outreach, social media oversight, academics, marketing liaison, team building and career development in preparing student-athletes for life beyond basketball.

Prior to that, Greene spent five seasons (2012-17) as a member of the Georgia Tech women's basketball program, joining as an associate director of basketball operations and serving the last four as the director of women's basketball ops. Additionally, she was a member of the department's culture committee and senior staff.

Her first full-time experience in athletics came in event management/operations for UNC (2010-12). She was a game-day manager for Olympic sports and tournament director or co-director for NCAA and ACC Championship events.

A native of Gastonia, N.C., Greene graduated from the University of North Carolina at Chapel Hill in 2008 with B.A. degrees in sociology and from the school of journalism and mass communication with a public relations concentration. She earned a Master of Arts in exercise and sport science from UNC with a sport administration specialization in 2010 and is currently pursuing an Ed.D. in global sport leadership at East Tennessee State with anticipated graduation in May 2024.

Greene served as a manager for the Tar Heels' women's basketball team and was the head manager for three years. During that time, the Tar Heels won four ACC Championships and advanced to the 2006 and 2007 Final Fours. While in graduate school, she was a grad student assistant for the women's team for one season before serving as the graduate intern for the Dean E. Smith Center.



LIZA FRUENDT

DIRECTOR OF RECRUITING OPERATIONS

SECOND YEAR AT TENNESSEE
MISSOURI STATE '18

In her second season at Tennessee in 2022-23 is Liza Fruendt, who is serving as director of recruiting operations on the staff of her college head coach, Kellie Harper.

Fruendt came to Rocky Top after spending 2020-21 as a senior associate consultant for Cerner Corporation. Prior to that, she served two seasons as a graduate assistant with the women's basketball program at the University of Missouri-Kansas City. While with the Roos, she became versed in video production and scouting technology, consulted with staff on various aspects of recruiting, implemented social media strategy and also assisted with other day-to-day duties.

A standout on teams coached by Harper while she was at Missouri State, Fruendt excelled both on and off the court as a Lady Bear. She was named to the Missouri Valley Conference All-Freshman Team (2015), All-MVC First Team (2017, 2018) and MVC Scholar-Athlete First Team (2017, 2018).

Fruendt scored 1,656 career points, good for seventh on MSU's all-time list. The Batavia, Illinois, native also finished her career in the top 10 all-time in field goals and three-pointers. She is one of five Lady Bears to score 1,500 points and record 400 rebounds and 200 three-pointers. During her junior year, Fruendt scored 46 points on March 2, 2017, at No 22 Drake, the fifth-best total in school history behind only Jackie Stiles, and fourth-highest mark in NCAA Division I in 2016-17.

Fruendt is a 2018 graduate of Missouri State with a bachelor's degree in business administration and earned a master's in business administration in 2020 from Kansas City. She has a brother, Nick, who played at Northwestern University and a sister, Sara, who played at the University of Dubuque. All three Fruendt siblings attended Batavia High School, where Liza scored a school-record 1,921 points.



HEATHER ERVIN

DIRECTOR OF STUDENT-ATHLETE SUCCESS & EXT. RELATIONS

SEVENTH YEAR ON STAFF/21ST YEAR AT TENNESSEE TROY '97

Heather Ervin is in her seventh season as a member of the UT women's basketball staff, and in her first year as the director of student-athlete success and external relations, after serving the past three as the director of player relations and administration.

Among Ervin's focused responsibilities for this new position are implementation and oversight of a program based on building lifetime success, which focuses on character development, life skills and career connections, and provision of individualized education and guidance to current student-athletes in the areas of personal brand alignment, image consultation, career exploration and business leadership development.

Additionally, oversight of the program's mentorship program, serving both as an advisor to student-athletes as well as connecting student-athletes with other high-character role models, and partnering with the Thornton Athletics Student Life Center in the area of student-athlete development for each Lady Vol player.

Ervin made a return to college athletics after serving as the program administrator at the UT Center for Information and Communication Studies in the College of Communication from March 2015 to July 2016.

Prior to that, Ervin worked with the Tennessee football program for 13 years, from 2001-14. She was promoted in 2009 to assistant director of football operations, as the only female in the Southeastern Conference to hold that position. Ervin has a wealth of knowledge in the sports industry not only as a former student-athlete but as a coach and administrator as well.

A member of the WBCA and Women Leaders in College Sports, Ervin's additional responsibilities have included providing mentorship to current student-athletes, serving as the academic liaison and spearheading the DEI initiatives for the program. She also has been involved with Lady Vol facility projects, student-athlete housing and Letter Award distribution. She currently serves as a UT Promise mentor, is on the competitive excellence strategic planning committee and is a

member of the Vols Leadership Academy.

Previous responsibilities have included assisting with all aspects of day-to-day recruiting operations, updating the recruiting boards and assisting with official and unofficial visits. She also was responsible for managing pre- and post-signing paperwork as well as organizing prospect evaluations and managing the coaches' recruiting travel.

Ervin's responsibilities in her previous role in athletics were to manage the head football coach's daily schedule while also providing administrative support to the director of football operations and the senior associate athletics director for football administration. Ervin also was responsible for arranging summer employment opportunities for student-athletes and working closely with the Thornton Center in monitoring student-athletes' class attendance.

In addition, she served as chief liaison for all player family event functions as well as managing a website designed for players' families. Ervin also was substantially involved with official and unofficial on-campus recruiting visits.

The Sweetwater, Tenn., native holds both a bachelor's degree in health and human services (1999) and a master's degree in foundations of education with an emphasis in sports management (2001) from Troy University, where she played basketball and later served as a graduate assistant basketball coach for two years.

Prior to that, she played two seasons at Hiwassee College in nearby Madisonville, Tenn. While there, Ervin helped the Tigers to a combined 57-10 record and two trips to the NJCAA national tournament before graduating in 1997.

During her playing days at Sweetwater High School, the former Heather Lenoir was a multi-sport athlete in basketball, softball and track and field. She set 12 track records and still owns nine of those today.

Ervin and her husband, Harry, reside in Maryville and have two daughters: Jasmine (19) and Jada (15).



JOSH THEIS

DIRECTOR OF VIDEO & CREATIVE CONTENT

FOURTH YEAR AT TENNESSEE XAVIER (OH) '19

Josh Theis is in his fourth season with the Lady Vol program but in his second year in a full-time capacity, accepting a role in May of 2021 and serving as director of video and creative content.

Theis, who served as a graduate manager with the Lady Vols from 2019-21, worked alongside the recruiting coordinator and coaching staff to create graphics and videos for use in recruiting and social media. He now has a leadership role in that area as well as in assisting the coaching staff in opponent scouting reports and coordinating all aspects of film exchange and video editing.

In addition to creating and developing recruiting content, he will assist in cultivating image and branding for Tennessee women's basketball, its student-athletes and coaches.

The Cincinnati, Ohio, native received his undergraduate degree in graphic design in 2019 from Xavier University. He spent four years with the Xavier men's basketball team as a student program assistant, working with a squad that made an NCAA Elite Eight appearance in 2017 and won the BIG EAST regular season championship in 2018. He earned a master's degree in sports management from the University of Tennessee in May 2021.



BRYAN TATUM

DIRECTOR OF WBB SPORTS PERFORMANCE

SECOND YEAR AT TENNESSEE
WEST LIBERTY '05

Bryan Tatum is in his second year with the Tennessee women's basketball program, coming aboard Kellie Harper's staff as the director of basketball sports performance on June 11, 2021.

Tatum spent the previous seven years as an assistant athletic performance coach at Auburn, working with the Tiger football team. He and Harper have worked together previously at two stops along her coaching path. He was on her staff from 2008-10 at Western Carolina and provided his expertise at NC State from 2011-14.

Joining the Auburn football program in 2014, Tatum now possesses 16 years of collegiate coaching experience with a mindset of growth and development meshed with a slight-edge philosophy. That viewpoint, which holds that "consistently repeated daily actions, plus time, equal unconquerable results," comes from the book "The Slight Edge" by Jeff Olson.

Tatum arrived at Auburn from NC State, where he was an assistant strength and conditioning coach for three years from 2011-14, working with women's basketball, wrestling, men's and women's golf, and rifle.

Prior to his time in Raleigh, he was the assistant strength and conditioning coordinator at Western Carolina (2008-2010), assisting with football and coordinating

women's basketball, women's soccer, softball, volleyball, women's tennis, men's and women's cross country, track and field and cheerleading.

Tatum spent two years as a graduate assistant strength and conditioning coordinator at Western Kentucky (2006-2008), assisting with football while coordinating men's and women's soccer. He completed a master's degree in exercise physiology from WKU in 2008.

He played football at West Liberty (W. Va.) State College and earned his bachelor's degree in exercise physiology with a minor in physical therapy in 2005. A team captain as a junior and senior, he was part of the 2000 West Virginia Intercollegiate Athletic Conference champions. In 2002, he was an All-WVIAC selection at defensive back.

Following graduation, Tatum completed an internship at Notre Dame before returning to his alma mater as a strength and conditioning coach while also serving as an assistant football and co-head track and field coach.

Tatum holds a number of professional certifications, including RSCC, CSCS, USAW, USATF, ISSC, SAQ, FMS, CES, MAT, RPR-2, FRCMS and TPI. He is married to the former Alison Poe of Barboursville, West Virginia, and they have four children: Jaxson, Jett, Hensley and Jude.



CASI DAILEY

ASSOC. DIRECTOR OF SPORTS MEDICINE

THIRD YEAR ON STAFF/SIXTH OVERALL YEAR AT TENNESSEE
HOPE '08

Casi Dailey is in her third season at the University of Tennessee as an associate director of sports medicine and oversees the medical care for the Lady Vol basketball team.

Dailey, who had a previous stint at UT from 2008 to 2011 as a graduate assistant and intern, returned to Knoxville from North Carolina State University, where she was employed from 2012-20. In her first season in Raleigh, she worked alongside Kellie and Jon Harper as part of the Wolfpack basketball staff.

During her eight years at NC State, Dailey worked primarily with a women's basketball program that claimed the 2020 ACC Tournament and posted back-to-back NCAA Sweet 16 appearances in 2018 and 2019. She also assisted the softball team and served as the treasurer for the ACC Sports Medicine Association from 2018-20.

Dailey received her bachelor's degree in athletic training in 2008 from Hope College in Holland, Mich., and be-

came a certified athletic trainer. She then attended UT, where she earned a master's in sport management in 2010, with her master's project entitled "An ATC's Guide to Eating Disorders in Female Collegiate Athletics."

As a graduate assistant at Tennessee, Dailey worked with the 2009 NCAA champion Lady Vol track & field team as well as the women's golf and women's tennis programs. After earning her master's from Rocky Top, Dailey stayed an additional year as an intern athletic trainer.

Dailey has completed all three of the classes offered by the Kinesio Tape Association International. She is BFR certified through Owens Recovery Science. She also has completed the first module of Graston courses. In 2018, she became an Advisory Council member for the College Athletic Trainers Society. She also is a member of the NATA.



HALEY HALL

PROGRAM COORDINATOR

FIRST YEAR AT TENNESSEE
OKLAHOMA '19

In her first season at Tennessee in 2022-23 is Haley Hall, who serves as program coordinator for Lady Vol basketball. She came to Rocky Top after spending the last two years as an administration and compliance manager at the University of Oklahoma.

Hall's duties at UT include managing Kellie Harper's schedule and fielding all appearance and speaking requests for Harper. She also coordinates autograph and donation requests for the program.

Additionally, Hall handles all team and recruiting reimbursements for the women's basketball staff, prepares and reconciles all team travel expense reports, and assists

with travel arrangements for Harper, assistant coaches and staff.

Besides her employment experience at OU, Hall was the marketing coordinator for the USA Softball "Stand Beside Her" Tour from February to April 2020, team services and event operations intern for the Fiesta Bowl from September 2019 to January 2020, and a student assistant with the University of Oklahoma Sports Nutrition Department from August 2017 to July 2019.

Hall is a 2019 graduate of the University of Oklahoma with a degree in business administration with emphasis in sports management and accounting.



ZION SANDERS

GRADUATE ASSISTANT

SECOND YEAR AT TENNESSEE
IOWA '21

In her second season at Tennessee is Zion Sanders, who is serving as a graduate assistant on Kellie Harper's staff. She is a beneficiary of the Steve & Kaye Maynard Women's Basketball Graduate Assistant Scholarship Fund.

Sanders came to Knoxville from Iowa City, Iowa, where she was a four-year letterwinner in women's basketball for the University of Iowa. A participant in the WBCA's "So You Want To Be A Coach" program, she served as a team captain on Lisa Bluder's 2020-21 squad and earned a degree in psychology in 2021.

Playing in 63 games during her career, Sanders helped Iowa to three NCAA Tournament appearances. It would

have been four if not for the cancellation of the 2020 post-season due to the COVID-19 health pandemic.

A native of Evansville, Ind., Sanders graduated from Central High School, where she was a two-time all-state and all-city selection in hoops. She comes from a very athletic family, with her mom (Ulanda), dad (Vincent) and sister (Zurriel) playing collegiately at Georgia, South Carolina State and Texas Tech, respectively. Her brother (Zebrie) played football at Florida State and was drafted by the NFL's Buffalo Bills.



ZACH PATTON

ASSISTANT FOR CREATIVE CONTENT & OPERATIONS

SIXTH YEAR AT TENNESSEE
TENNESSEE '22

In his sixth season at the University of Tennessee is Zach Patton, who is serving as assistant for creative content and operations on Kellie Harper's staff. He served the previous five years as a manager, providing support in numerous areas.

Patton has aided the program in the areas of video and graphics as well as assisted the director of basketball operations and director of recruiting operations. He has filmed practices and games, produced in-house graphics and videos for use by the program, and managed all digital signage for women's basketball facilities.

To enhance his career skills and broaden his scope of

knowledge, Patton has pursued additional experiences as an operations assistant in the areas of team ops., public relations, and creative content with Martins Motor Sports (Jan. 2020 to Nov. 2021), served as an intern before being promoted to producer for Barstool's Bussin' With The Boys podcast, (March 2020 to Feb. 2021), held the role of multimedia intern with the Tennessee Wildlife Resource Agency (May 2019 to Aug. 2019) and assisted Coach O Event Management/ AAU Track & Field as a content creator (May 2017 to Aug. 2017).

A native of Lebanon, Tenn., and graduate of Lebanon High School, Patton earned a degree in journalism from Tennessee in May 2022.

STUDENT SUPPORT STAFF



JACKSON BOLGLA
MANAGER



BRANDON BROWN
MANAGER



RIANE GRIFFIN
MANAGER



KATHRYN HAYES
STUDENT TRAINER



ISABELLE LUX
STUDENT TRAINER



JALEN MERRICKS
MANAGER



KELSEY MOORE
MANAGER



AUDREY PENDERGAST
MANAGER



SIDNEY STARR
MANAGER



VIRGINIA STUART
MANAGER



ELLE TURTURICE
MANAGER



ANGIE BOYD KECK

SR. ASSOCIATE A.D./SR. WOMAN ADMINISTRATOR

28TH YEAR AT TENNESSEE
TENNESSEE '94

Senior Associate Athletics Director Angie Boyd Keck works closely with SEC and NCAA staff as UT's Senior Woman Administrator and also serves as the sport administrator for women's basketball, men's and women's golf and volleyball.

Among her duties, she monitors and directs sports programs in all aspects of operations, budget planning, resource allocation and scheduling. She approves and monitors practice, competitive schedules and NCAA time management legislation as well as advising the director of athletics on all matters concerning assigned sports programs.

Additionally, she manages and facilitates administrative situations associated with those sports, conducts evaluations of assigned coaches and oversees the general conduct of the program, including player/coach relationships, event management, travel conditions and criteria, competitiveness and student-athlete behavior and conduct.

She also shoulders responsibilities related to camp/clinic administration and finances. Keck assists with facility renovation and construction designs, fundraising for new facilities and renovations, and she also provides input for marketing plans and promotions for assigned sports.

During the development of Tennessee Athletics' comprehensive five-year strategic plan, Rise Glorious—which was published in July of 2022—Keck chaired the Mission, Vision & Values Committee.

Immediately prior to assuming her current post, she served as an associate AD—most recently for Business & Internal Affairs—from 2008-19. She took on the role of SWA in the summer of 2019.

In the fall of 2019, Keck began a four-year term on the NCAA Division I Women's Volleyball Committee. She also has served on UT's exempt staff council, the Work Culture Improvement Team and is a member of Women's Leaders in College Sports.

Keck began her career in intercollegiate administration in 1994-95, when she was the assistant women's golf coach with the Lady Vols. Prior to her coaching stint, she was a member of the inaugural Tennessee women's golf team in 1992. Keck (then Angie Boyd) captained the 1993-94 squad to a 13th-place NCAA finish in 1994. She was named to the SEC Academic Honor Roll in both her years as a player and earned a spot in the Lady Vols Hall of Fame (now the University of Tennessee Athletic Hall of Fame) in the Fall of 2005. Keck earned her bachelor's degree in Public Administration. In 1997, she received her master's in Sport Administration from UT.

Keck and her husband, Kelly, reside in Dandridge, Tennessee. They have a son, Josh, and a daughter, Sidney.



DR. DONDE PLOWMAN

UT KNOXVILLE CHANCELLOR

FOURTH YEAR AS CHANCELLOR AT TENNESSEE
SMU, '74

Donde Plowman has served since 2019 as chancellor of the University of Tennessee, Knoxville, the state's flagship land-grant research university. The campus includes the UT Institute for Agriculture and the UT Space Institute.

Plowman oversees a campus budget of \$1.3 billion as well as 31,701 students, 1,626 faculty members and 5,732 staff members. The campus includes 11 colleges offering more than 900 degree programs and a physical plant consisting of 910 acres and 294 buildings.

Plowman is recognized as a transformational leader in higher education and is known for building effective high-energy teams that deliver meaningful results. Before returning to UT as chancellor, she held leadership roles at UT and at the University of Nebraska-Lincoln, guiding the development of innovative programs that expanded enrollment, budget, reputation, and philanthropy. She is recognized for building collaborative cultures that drive strategic change and outstanding performance.

The COVID-19 pandemic hit just seven months after Plowman became chancellor, and her focus shifted to leading the campus through a major disruption. UT opened for the return of students in fall 2020 and

successfully delivered programs that kept students safe and on track for graduation. The campus was recognized by Campus Magazine as one of the top-10 universities in the country for its COVID-19 response, and Plowman was named among the Knoxville News Sentinel's Healthcare Heroes for leading through the pandemic with clear and innovative communication.

In her first two years as chancellor, she has led the university in increasing first-year enrollment by more than five percent each year—at a time when the national average is a decline of 16 percent—as well as the development of a new strategic vision, a new branding campaign, the launch of the UT-Oak Ridge Innovation Institute and a new partnership with Oak Ridge National Laboratory for growing research collaborations.

Her role as chancellor includes oversight of Tennessee Athletics, a \$130 million operation where she has provided decisive and timely leadership. In 2020, she was selected by her peers in the Southeastern Conference to represent the SEC as a member of the NCAA Presidential Forum.



DR. MATT HARRIS

FACULTY ATHLETICS REPRESENTATIVE

10TH YEAR AT TENNESSEE
NORTH CAROLINA '13

Matt Harris is the Boyd Distinguished Associate Professor of Health Economics at Tennessee and the university's Faculty Athletics Representative (FAR) to the Southeastern Conference. He came to UT in 2013 and has served as co-FAR since 2020. The role of the FAR is to build bridges between faculty and athletics, supporting a campus environment in which intercollegiate athletics is a vital component of the educational program, and serving as ombudsperson for student-athletes.

Dr. Harris holds a dual appointment in the Department of Economics and the Boyd Center for Business and Economic Research in the Haslam College of Business. The Boyd Center a nonpartisan research hub within the Haslam College of Business. The center conducts research on national and state economic trends for UT, state agencies and public and private organizations. It also analyzes and disseminates data on the demography and economy of Tennessee in conjunction with the Tennessee State Data Center.

Dr. Harris' academic research focuses primarily on health and labor economics, with a particular interest in the

effects of the opioid epidemic on labor market and family outcomes. He is a co-editor of the Southern Economic Journal and on the editorial board at Health Economics.

In his work with the Boyd Center, Harris produces the population forecast for the State of Tennessee and conducts research on programs for workforce development, emerging trends in Tennessee's labor market, the economics of public health insurance, long term care options for older Tennesseans and economic impact of child maltreatment in Tennessee.

Harris is the Michael Stahl PEMBA Faculty Research Fellow. He teaches in both the Physicians Executive MBA program and the EMBA for Healthcare Leadership and has served on the UT Faculty Senate since 2018. Harris has also taught economics classes to executive education students internationally in Shanghai and Nur-Sultan, Kazakhstan.

Matt and his wife, Katherine, have three children: Michael, Christopher, and Virginia.

GENERAL

STAFF

PLAYERS

REVIEW

HISTORY

FACILITIES

NCAA

SEC

RECORDS

MEDIA INFO





DR. DANIEL J. WHITE

VICE CHANCELLOR/DIRECTOR OF ATHLETICS

THIRD YEAR AT TENNESSEE
NOTRE DAME '02

Danny White's innovative and forward-thinking approach to the rapidly evolving landscape of intercollegiate athletics primed University of Tennessee Chancellor Donde Plowman to name him Vice Chancellor/Director of Athletics on Jan. 21, 2021.

Boasting a literal lifetime of experience in the industry, White, 42, oversaw a period of unprecedented competitive, academic and service excellence at the University of Central Florida from 2015-21. Prior to that, White served as the AD at Buffalo from 2012-15.

"Danny White is an innovative leader in college athletics with a strong track record in recruiting and developing leaders," Plowman said. "He brings the combination of winning attitude, competitive drive and dedication to integrity and academics that we are looking for."

White's departmental successes have earned him numerous awards—a Sports Business Journal 40 Under 40 honoree in multiple years, a spot on the Orlando Business Journal 40 Under 40 list, multiple selections as one of the 50 Most Powerful People in Orlando by Orlando Magazine and he was a finalist for the 2018 SBJ Athletics Director of the Year award.

A native of New Orleans, Louisiana, White was named a NACDA Under Armour Athletics Director of the Year in the spring of 2019. In 2018, SBJ named him one of the six most influential people in sports business, while Orlando Magazine tabbed him as the area's most powerful person in sports. In 2020, Stadium rated White No. 4 nationally on its list of athletics directors based on the combined success of his coaching hires in football and men's basketball.

IMMEDIATE IMPACT AT TENNESSEE

Six days after he was named AD at Tennessee, White announced the hiring of Josh Heupel as the Volunteers' 27th head football coach. Heupel had spent the previous three years working alongside White as head coach at UCF, where he compiled an impressive 28-8 (20-5 AAC) record.

From a competitive standpoint, White's very first semester at Tennessee—the spring of 2021—was extraordinary. The combined 470.5 LEARFIELD Directors' Cup points collected by Tennessee teams was UT's highest spring points total in the 28-year history of the Directors' Cup.

That spring 2021 success was highlighted by the baseball team qualifying for the College World Series and men's tennis capturing the SEC Tournament title, advancing to the semifinals of the NCAA Championships and earning a year-end No. 4 national ranking.

In total, Tennessee teams have captured six SEC championships since White was named AD. Tennessee's five team SEC titles in 2021-22 were the school's most in a single year since 2006-07.

On multiple levels—competitively, academically and philanthropically—White's first full year on Rocky Top (2021-22) signaled a remarkable resurgence for Tennessee Athletics. The Big Orange claimed its first SEC Overall All-Sports title, and the Vols also captured the program's first SEC Men's All-Sports title since 2007-08. In the SEC Women's All-Sports standings, Tennessee finished second behind Florida.

Eight Tennessee teams (four men's and four women's) finished in the top 16 or advanced to at least the round of 16 in their respective NCAA Championships during 2021-22, resulting in

UT's first top-15 Directors' Cup finish (13th) since 2007.

Across the nine sports for which the SEC tracks head-to-head win/loss records (and at least 13 teams compete), Tennessee owned the league's best intraconference win percentage in 2021-22 at .672. The next-best win percentage was .595 (Florida).

In addition to football, White has led national searches and made head coaching hires for Tennessee women's golf (Diana Cantú), soccer (Joe Kirt), track & field (Duane Ross) and cross country/distance (Sean Carlson).

During the White era, Tennessee student-athletes have won three individual/relay NCAA championships.

UNWAVERING COMMITMENT TO ACADEMIC ACHIEVEMENT AND COMMUNITY ENGAGEMENT

The 2021-22 academic year was White's first full year at the Tennessee Athletics helm. And while the Vols and Lady Vols combined athletic achievements were the department's strongest in 15 years—highlighted by five SEC team championships and a pair of individual NCAA titles—their academic prowess was even more pronounced.

Tennessee student-athletes in 2021-22 combined to post an average GPA of 3.27, which was UT's best-ever yearly GPA. A school-record 10 student-athletes earned Academic All-America honors in 2021-22, and eight different teams matched or bested their highest team GPA in program history. To cap it off, 60 Vols and Lady Vols authored a 4.0 GPA for the year.

Tennessee student-athletes in 2021-22 also volunteered more than 3,000 hours of time performing community outreach work. Those hours equated to more than \$85,620 saved by local non-profit organizations.

Vols and Lady Vols also completed 3,870 hours of leadership development training in 2021-22, highlighted by the innovative and popular VOLeaders Academy year-long curriculum.

RIISING TO THE AD CHAIR

White earned a reputation as one of the nation's most talented, young athletic directors while serving in that role at Buffalo from May 2012 through December 2015. It was there, as a first-time AD, that he began crafting a strong record of success in competition and in the classroom.

A former college basketball student-athlete at Towson and Notre Dame, White quickly ascended in the ranks of college athletics leadership. Prior to his first athletics director opportunity at Buffalo, he was senior associate athletics director at Ole Miss from 2009-12. He previously served two years as associate athletics director for development at Fresno State (2007-09) and one as assistant athletics director for development at Northern Illinois (2006-07).

Before pivoting to athletics administration, White spent year as the director of basketball operations and another year as an assistant coach with the Ohio University men's basketball program.

White graduated from Notre Dame in 2002 with a bachelor's degree in business administration. He earned master's degrees in both business administration and sports administration from Ohio University and completed a doctorate degree in higher education from Ole Miss in 2016.

Danny and his wife, Shawn, have four children: Aidan, Molly, Caitlin and James.

■ TENNESSEE ATHLETICS EXECUTIVE STAFF



RYAN ALPERT
Deputy Athletics
Director/Chief
Operating Officer



DR. MÓNICA LEBRÓN
Deputy Athletics Director
of Championship
Resources



CAMERON WALKER
Deputy Athletics
Director of Competitive
Excellence



ANGIE BOYD KECK
Senior Associate
Athletics Director/Senior
Woman Administrator



JAMES BARR
Associate Athletics
Director of Event
Management



JB BOWLING
Senior Associate
Athletics Director of
Compliance



TARA BROOKS
Assistant Athletics
Director of
Administration



BRADY HART
Executive Associate
Athletics Director of
Development



MARCUS HILLIARD
Senior Associate
Athletics Director/Chief
of Staff



BILL HOUSTON
Senior Associate AD of
Revenue Generation &
Strategic Initiatives



BRETT HUEBNER
Senior Associate AD
of Business Affairs and
Administration/CFO



TYLER JOHNSON
Senior Associate
Athletics Director of
Administration



ALICIA LONGWORTH
Executive Associate
Athletics Director for
External Operations



JASON McVEIGH
Associate Athletics
Director for Sports
Medicine



TOM SATKOWIAK
Associate Athletics
Director for
Communications



AMY (STERK) HART
Associate Athletics
Director of Executive
Operations



MARSHALL STEWARD
Assistant Provost/
Assistant AD for
Academic Services



KEVIN ZURCHER
Associate Athletics
Director for Facilities
and Capital Projects

■ TENNESSEE ATHLETICS SENIOR STAFF

NAME	TITLE
Joe Arnone	Associate AD for Ticket Operations
Ethan Bauer	Director of Sports Nutrition
Brad Briggs	Assistant AD for Business and Finance
Jimmy Delaney	Associate AD for Fan Experience & Sales
Roger Frazier	Director of Equipment & Apparel
Kellen Hiser	Assistant AD for Digital & Creative Strategy
Link Hudson	Assistant AD for Broadcasting
Chris Johnson	Director of Academic Services
Matt Kommer	Associate AD for Development, Major Gifts

NAME	TITLE
Bill Martin	Assistant AD for Football Communications
Thomas Moats	Assistant AD for Information Technology
Blake Pallansch	Associate AD for Ticket Sales
Quinton Smith	Associate Athletics Director for Compliance
Mitch White	Associate AD for Development, Annual Fund
Dr. Jessica Wildfire	Executive Director for Student-Athlete Development
Dan Wirth	Director of Olympic Sports Performance

VOLWALLART.COM



VOL WALL ART

T UNIVERSITY OF TENNESSEE ATHLETICS OFFICIAL PHOTO STORE



2022-23
**TENNESSEE
LADY VOLS**



EDIE DARBY

GUARD

12

FRESHMAN • HS • 5-7
GREENFIELD, TENN. • GREENFIELD H.S.

SUMMER BASKETBALL

- Played for the TN Flight Silver EYBL program.

HIGH SCHOOL

- TN Report All-State (2020, 2021, 2022).
- TSWA All-State Team (2021).
- All-Region Tournament (2019, 2020, 2021, 2022).
- District MVP (2022).
- All-District (2019, 2020, 2021, 2022).
- All-District Defensive Team (2020, 2021, 2022).
- District Tournament MVP (2022).
- All-District Tournament (2019, 2020, 2021, 2022).
- Reached 1,000 career points by her junior season and finished with 1,603.
- Career highs include 41 points, 12 steals, nine assists and nine rebounds.
- Averaged 16.8 ppg., 4.8 rpg., 4.3 apg. and 3.3 spg. as a senior, firing in 45 percent on field goals, 32.7 on threes and 81.6 on free throws.
- Averaged 19 ppg., 3.9 apg., 3.5 rpg. and 3.3 spg. as a junior, shooting 52.2 percent from the field, 28.7 percent on threes

and 83.5 percent at the free-throw line.

- Helped GHS to 2018 state title as an eighth grader.
- The COVID-19 pandemic ended Greenfield's 34-0 season early in 2020.
- 2022 valedictorian at GHS.

PERSONAL

- Full name is Edie Claire Darby.
- Born Jan. 31, 2004, in Jackson, Tenn.
- Parents are Tandy and Kasi Darby.
- Mom played basketball at Union University.
- Father played baseball at Lambuth and UT Martin.
- Older sister Tess is a junior for the Lady Vols, and they have a younger sister, Sloan.
- Tess and Edie played together at Greenfield High School.
- Edie joined the program as a walk-on.
- Majoring in biological sciences.
- Follow @DarbyEdie on Twitter and @ediecdarby on Instagram.



TESS DARBY

GUARD/FORWARD

21

JUNIOR • 2L • 6-1
GREENFIELD, TENN. • GREENFIELD H.S.

CAREER HONORS

- SEC Academic Honor Roll -- 2021-22
- VOLeaders Academy -- 2021-22
- SEC Academic Honor Roll -- 2020-21

2021-22 SOPHOMORE

- Played in 33 games, starting 30 and averaging 5.3 points, 2.4 rebounds and 1.1 assists.
- Finished the season hitting 100 percent on free throws (10-10) and 38.3 percent on threes (49-128).
- Led the team in three-pointers with 49 on the season, the most at UT since Meme Jackson hit 54 in 2018-19.
- Her career three-point field goal percentage (37.6) ranks No. 10 in the Tennessee record book.
- In SEC play, she improved her contributions to 6.3 ppg. and then scored 7.5 ppg. in the SEC Tournament.
- Her three-point marksmanship also increased to 48.1 percentage (26-54) over 15 league contests.
- Scored in double figures in six games, including four times during the SEC slate.
- Hit three or more treys 11 times and was UT's leading three-point shooter on 15 occasions.
- Led UT in steals six times to rank fifth for UT in that category.
- Scored a career-high 17 points vs. Mississippi State, enjoying a 5-of-6 night beyond the three-point arc.

- Drained three treys and went a perfect four of four from the free-throw line for 13 points against Ole Miss.
- Fired in 12 points vs. Alabama in the SEC quarterfinals, going two for five on threes and two of two on free throws.
- Nailed four of seven three-balls to contribute 12 points, three rebounds and a steal against Missouri.
- Hit double figures for the first time in college, going three of six on treys to score 11 points vs. Kansas in the South Point Thanksgiving Shootout in Las Vegas.
- Capped off a 9-for-16 spree on threes over a three-game stretch, nailing four of six to tally 12 points vs. Tenn. Tech.
- Filled the stat sheet vs. Chattanooga, carding a career-best six assists and five rebounds while tallying nine points via a 3-of-5 effort from three-point land.
- Had other nine-point efforts vs. #4/4 Louisville in the NCAA Sweet 16 and vs. No. 19/20 Kentucky, vs. Alabama and at Florida.

2020-21 FRESHMAN

- Slowed by injury during the 2020-21 preseason and had to work her way back after being out of action for an extended period.
- As a result, she appeared in 10 games during her first college season, averaging 2.3 ppg. and 0.6 rpg.
- Made her Lady Vol debut against Furman, hitting a trey to finish with three points.

- Knocked down a pair of threes against UNCG to finish with a season-high six points along with two rebounds and a block in 20 minutes of duty.
- Hit a trey and dished out an assist in her eight minutes of action against Auburn.
- Appeared in both of UT's NCAA Tournament games, playing 13 minutes and carding a three-pointer and two rebounds vs. Middle Tennessee.
- In the NCAA Second Round, she played five minutes vs. Michigan and contributed a rebound, assist and steal vs. the Wolverines.
- Hit threes in SEC road games at Alabama and Kentucky and in the regular-season finale at home vs. Auburn.

SUMMER BASKETBALL

- Played for Tennessee Flight program.

HIGH SCHOOL

- No. 86 overall player by Blue Star Media.
- No. 144 overall player, No. 33 guard, four-star recruit by ProspectsNation.com.
- No. 29 guard, three-star prospect by espnW Hoop-Gurlz.
- McDonald's All-America nominee (2020).
- TSWA Class A All-State (2017, 2018, 2019, 2020).
- All-West Tennessee First Team (2017, 2018, 2019, 2020).
- All-State Tournament Team (2018, 2019).
- Miss Basketball Finalist (2018, 2020).
- Region Co-MVP (2018, 2019, 2020).
- All-Region (2018, 2019, 2020).
- District MVP (2017, 2018 [co], 2019[co]).
- All-District (2017, 2018, 2019, 2020).
- All-District Defensive Team (2020).

- District Tournament Co-MVP (2018, 2019).
- All-District Tournament Team (2018, 2019, 2020).
- All-Defensive MVP (2019).
- Tallied 2,604 points, 902 rebounds, 368 assists and 338 steals in 153 career games.
- Career highs included 34 points, 12 rebounds, five assists and four blocks.
- Led Greenfield to a 131-22 record, including 34-0 as a senior.
- GHS won 2018 state title and 2020 run was cut short due to the COVID-19 crisis.
- Helped her team win three regional and sub-state titles and two district crowns.
- Averaged 16.7 ppg., 6.3 rpg., 2.7 apg. and 2.2 spg. as a senior, while shooting 63.7 percent from the field, 44 percent on threes and 81.5 percent on free throws.
- Averaged 18.8 ppg., 9.0 rpg., 3.3 apg. and 2.5 spg. as a junior, while shooting 45.9 percent from the field, 39.1 percent from long range and 82.1 percent from the charity stripe.
- Named Top 10 at GHS and named a Tennessee Scholar.

PERSONAL

- Full name is Jessica Montess Darby.
- Born in Jackson, Tenn., on April 27, 2002.
- Parents are Tandy and Kasi Darby.
- Father played baseball at UT Martin.
- Mother played basketball at Union University.
- Has two sisters: Edie and Sloan.
- Tess and Edie played together at GHS.
- First high school signee by Kellie Harper at Tennessee.
- Majoring in finance.
- Recipient of the Dr. Eric W. Barton Women's Basketball Scholarship.
- Follow @tess_darby10 on Twitter and @tess.darby on Instagram.

DARBY'S CAREER STATISTICS

Season	GP-GS	MIN/MPG	FGs	FG Pct	3FGs	3FG Pct	FTs	FT Pct	O-R-Reb	RPG	PF-FO	Asst	TO	Blk	Stl	Pts	PPG
20-21	10-0	80/8.0	8-26	.308	7-21	.333	0-0	.000	4-2-6	0.6	4-0	2	5	1	2	23	2.3
21-22	33-30	733/22.2	58-157	.369	49-128	.383	10-10	1.000	18-61-79	2.4	34-0	37	26	2	18	175	5.3
Totals	43-30	813/18.9	66-183	.361	56-149	.376	10-10	1.000	22-63-85	2.0	34-0	39	31	3	20	198	4.6

2021-22 SEASON HIGHS

Points:	17 // Miss. St., 2/24/22
Rebounds:	5 // Arkansas, 1/2/22*
Assists:	6 // Chattanooga, 12/27/21
Steals:	3 // Alabama, 12/30/21
Blocks:	2 // Tenn. Tech, 12/1/21
Field Goals:	6 // Miss. St., 2/24/22
3-Pointers:	5 // Miss. St., 2/24/22
Free Throws:	4 // Ole Miss., 1/9/22
Minutes:	33 // Miss. St., 2/24/22

SEC HIGHS

Points:	17 // Miss. St., 2/24/22
Rebounds:	5 // Arkansas, 1/2/22
Assists:	4 // Vanderbilt, 2/13/22*
Steals:	3 // Alabama, 12/30/21
Blocks:	--
Field Goals:	6 // Miss. St., 2/24/22
3-Pointers:	5 // Miss. St., 2/24/22
Free Throws:	4 // Ole Miss., 1/9/22
Minutes:	33 // Miss. St., 2/24/22

CAREER HIGHS

Points:	17 // Miss. St., 2/24/22
Rebounds:	5 // Arkansas, 1/2/22*
Assists:	6 // Chattanooga, 12/27/21
Steals:	3 // Alabama, 12/30/21
Blocks:	2 // Tenn. Tech, 12/1/21
Field Goals:	6 // Miss. St., 2/24/22
3-Pointers:	5 // Miss. St., 2/24/22
Free Throws:	4 // Ole Miss., 1/9/22
Minutes:	33 // Miss. St., 2/24/22

NCAA HIGHS

Points:	9 // Louisville, 3/26/22
Rebounds:	4 // Louisville, 3/26/22
Assists:	2 // Belmont, 3/21/22
Steals:	1 // Louisville, 3/26/22*
Blocks:	--
Field Goals:	3 // Louisville, 3/26/22
3-Pointers:	3 // Louisville, 3/26/22
Free Throws:	--
Minutes:	29 // Louisville, 3/26/22

GENERAL

STAFF

PLAYERS

REVIEW

HISTORY

FACILITIES

NCAA

SEC

RECORDS

MEDIA INFO





JASMINE FRANKLIN

FORWARD

14

GRADUATE • TR • 6-1

FAYETTEVILLE, ARK. • FAYETTEVILLE H.S. • MISSOURI STATE

CAREER HONORS

- First-Team All-MVC – 2019-20 & 2020-21
- MVC Defensive Player of the Year -- 2020-21
- MVC All-Defensive Team -- 2020-21
- Preseason WNIT All-Tournament Team -- 2020-21
- MVC Academic Honor Roll -- 2019-20
- All-MVC Honorable Mention -- 2018-19
- MVC All-Freshman Team -- 2018-19
- Seven-Time MVC Player of the Week -- 2019-20 (2), 2020-21 (2), 2021-22 (3)
- Four-Time MVC Newcomer of the Week -- 2018-19

2022-23 - GRADUATE (AT TENNESSEE)

- Reunited with head coach Kellie Harper and assistant Jon Harper, who signed her to play at Missouri State and coached her as a freshman in 2018-19.

CAREER AT MISSOURI STATE

- Averaged 11.0 points, 9.0 rebounds, 1.8 steals, 1.3 blocks and 1.1 assists while starting 99 of 102 games for Missouri State.
- Shot 53.1 percent from the field and 68.0 percent from the free-throw line during her time in Springfield.
- Averaged 9.2 points and 10.8 rebounds in six NCAA Tournament games, helping the Lady Bears advance to the Sweet 16 in 2019 and 2021.
- Produced 1,122 points and 913 rebounds while playing for the Lady Bears, ranking No. 24 and No. 3 all-time at the school, respectively.
- Also ranked No. 2 in career blocks (130), No. 3 in career rebound average (9.0) and double-doubles (33), and No. 15 in career steals (180).
- Ranked No. 1 in MSU's NCAA record book for career rebounds with 65 in six games and career rebound average at 10.8.
- Also holds MSU NCAA bests for most rebounds in a game (18 vs. UC Davis, 3/22/21), most rebounds in a single tournament (42, 3 games, 2020-21) and rebound average in a single tournament (14.0, 2020-21).
- Also tied at No. 2 at MSU for single-game NCAA rebounds (13 vs. Stanford, 3/28/21) and No. 4 (11 vs. Stanford, 3/30/19 & 11 vs. Wright State (3/24/21).
- Shot 50% or better in 71 of 101 career games with a field goal attempt.
- Has streaks of eight (twice), nine, 10 and 17 consecutive field goal makes in her career.

2021-22 – SENIOR (AT MISSOURI STATE)

- Led MSU with career highs of 14.9 points and 12.1 rebounds per game and also contributed 2.4 blocks, 1.8 steals and 1.0 assists in 11 contests before a knee injury ended her campaign.
- Shot 53.8 percent from the field, 50 percent on threes (1-2) and a career-topping 76 percent on free throws.
- Carded eight double-doubles, nine double-digit rebound

performances and four games with four or more blocks.

- Averaged 15.6 ppg., 14.0 rpg., 2.4 spg. and 1.6 bpg. vs. five Power 5 foes and shot 49.2 percent from the field and 80 percent from the free-throw line in those games.
- Tallied 23 points and 11 rebounds, shooting 10 of 19 from the field with a career-best five steals, two blocks and an assist in a triumph over USC.
- Posted 21 points and 12 rebounds in a win over No. 24 Virginia Tech, hitting six of 10 shots and nine of 10 free throws.
- Logged 13 points, 13 rebounds, four steals, four blocks and an assist, connecting on five of nine field goal attempts in a narrow loss to LSU.
- Made five of seven shots from the field for 13 points to go along with 15 boards, a block and an assist in a 28-point win over Missouri.
- Had a career-high 19 rebounds and pocketed eight points, two blocks, an assist and a steal vs. Oklahoma State.

2020-21 – JUNIOR (AT MISSOURI STATE)

- Named to the MVC All-Defensive Team as MVC Defensive Player of the Year while also landing a spot on the All-MVC First Team for the second year in a row.
- Averaged 11.8 points and a league-high 9.7 rebounds per game, shooting 47.7 percent overall and 69.9 percent at the foul line.
- Her rebound average was the highest ever for a Missouri State junior.
- Scored in double figures 17 times with 13 double-figure rebound efforts and 10 double-doubles.
- Set an MSU record by grabbing 42 rebounds in the NCAA Tournament, taking over the school's career record in the process with 65 boards in six NCAA games.
- Also set MSU's single-game tournament record with 18 boards, to go along with 17 points, in the first-round win over UC Davis on March 22.
- Scored a career-high 25 points on 11-of-13 shooting against Loyola (Feb. 27).
- Pulled down 13 rebounds against eventual national champion Stanford in the Sweet 16 on March 28.
- Scored 14 points in the win over 12th-ranked Maryland on Nov. 28.

2019-20 – SOPHOMORE (AT MISSOURI STATE)

- An All-MVC First Team pick, topping the league at 8.7 rebounds per game to go along with 10.9 points per contest.
- Shot a career-high 56.3 percent from the field and 72.8 percent from the charity stripe.
- Season rebound total of 260 ranked 10th in MSU history.
- Dished out a career-best 44 assists in 30 games and carded nine double-doubles.
- Had 34 blocks and 48 steals to lead the Lady Bears and rank among the MVC's top six in both categories.
- Became the second player in school history to reach 500 career rebounds as a sophomore.
- Opened the season with 14 points and 10 rebounds in a



- win at No. 23 Minnesota on Nov. 5.
- Produced a 20-point, 13-rebound effort vs. Missouri on Dec. 15 in which she was seven of eight from the field.

2018-19 - FRESHMAN (AT MISSOURI STATE)

- Honorable mention All-MVC and MVC All-Freshman Team selection.
- Posted one of the best freshman seasons in Missouri State history, averaging 9.2 points and 7.6 rebounds with 33 starts in 35 games.
- Shot 55.3 percent from the field, which was the third-best ever by a Lady Bear rookie.
- Set MSU freshman records with 46 blocks and 267 rebounds, ranking fifth and eighth, respectively, overall in those categories for a single season.
- Shared the team lead with 54 steals, becoming the first player in school history with 40 blocks and 40 steals in a season.
- Had six double-doubles, 16 double-figure scoring games and 11 double-figure rebounding efforts.
- Averaged 10.3 points and 8.1 rebounds while shooting 59.4 percent in MVC games.
- First career double-double came with 17 points and 11 boards versus Indiana State.

HIGH SCHOOL

- Helped Fayetteville High School to a combined 97-11 record and two Arkansas Class 7A state championships in her four seasons.

- Picked up all-state honors for a second consecutive season as a senior, shooting 93 percent from the field with averages of 9.2 points, 9.8 rebounds, 3.0 assists, 2.5 blocks and 1.6 steals per game.
- Northwest Arkansas Democrat-Gazette Player of the Year as a junior after helping the Lady Bulldogs to a 30-2 record and No. 10 national ranking.
- Led her team in rebounding (8.1 rpg.), blocks (41) and field goal percentage (.642), including making 85 percent of her shots in the fourth quarter.
- Paced FHS with 6.0 rebounds per game, 28 blocks and 65 percent shooting as a sophomore, earning Democrat-Gazette Newcomer of the Year and all-conference honors for a state tournament quarterfinal team.
- Four-time all-state honoree in track and field, winning the state championship in the shot put four times and adding discus titles as a junior and senior.

PERSONAL

- Born Nov. 5, 1999, in Fayetteville, Ark.
- Parents are Tim and Tiffani Franklin.
- Has one sister, Jervae.
- Earned a degree in psychology from Missouri State and is pursuing post-baccalaureate leadership studies at UT.
- Recipient of Lloyd Lawson Thornton Winners' Circle Scholarship for Alternate Forward.
- Follow @jasmine_makai on Twitter and @jasminemakai on Instagram.

FRANKIN'S CAREER STATISTICS (MISSOURI STATE)

Season	GP-GS	MIN/MPG	FGs	FG Pct	3FGs	3FG Pct	FTs	FT Pct	O-R-Reb	RPG	PF-FO	Asst	TO	Blk	Stl	Pts	PPG
18-19	35-33	729/20.8	126-228	.553	0-0	.000	71-121	.587	92-175-267	7.6	125-10	22	54	46	54	323	9.2
19-20	30-30	740/24.7	126-224	.563	1-1	1.000	75-103	.728	74-186-260	8.7	88-4	44	55	34	48	328	10.9
20-21	26-25	677/26.0	114-239	.477	0-0	.000	79-113	.699	79-174-253	9.7	80-2	32	45	24	58	307	11.8
21-22	11-11	328/29.8	63-117	.538	0-1	.000	38-50	.760	36-97-133	12.1	32	11	25	26	20	164	14.9
Totals	102-99	2474/24.3	429-808	.531	1-2	.500	263-387	.680	281-632-913	9.0	325-16	109	179	130	180	1122	11.0

2021-22 SEASON HIGHS

Points:	23 // Southern California, 11/20/21
Rebounds:	19 // Oklahoma State, 11/17/21
Assists:	2 // South Dakota St., 12/6/21
Steals:	5 // Southern California, 11/20/21
Blocks:	4 // South Dakota St., 12/6/21
Field Goals:	10 // Southern California, 11/20/21
3-Pointers:	--
Free Throws:	9 // Virginia Tech, 11/26/21
Minutes:	38 // LSU, 11/27/21

SEC HIGHS

Points:	N/A
Rebounds:	N/A
Assists:	N/A
Steals:	N/A
Blocks:	N/A
Field Goals:	N/A
3-Pointers:	N/A
Free Throws:	N/A
Minutes:	N/A

CAREER HIGHS

Points:	25 // Loyola, 2/27/21
Rebounds:	19 // Oklahoma State, 11/17/21
Assists:	4 // South Dakota, 11/25/19*
Steals:	6 // Bradley, 2/19/21*
Blocks:	4 // South Dakota State, 12/6/21*
Field Goals:	11 // Loyola, 2/27/21*
3-Pointers:	1 // Oregon State, 11/17/19
Free Throws:	9 // Virginia Tech, 11/26/21
Minutes:	38 // LSU, 11/27/21

NCAA HIGHS

Points:	17 // UC Davis, 3/22/21
Rebounds:	18 // UC Davis, 3/22/21
Assists:	1 // Wright St., 3/24/21
Steals:	4 // UC Davis, 3/22/21
Blocks:	2 // Wright St., 3/24/21
Field Goals:	6 // UC Davis, 3/22/21
3-Pointers:	--
Free Throws:	6 // Stanford, 3/28/21
Minutes:	32 // Wright St., 3/22/21



JILLIAN HOLLINGSHEAD

FORWARD

53

SOPHOMORE • TR • 6-5

GAINESVILLE, GA. • McEACHERN H.S. • GEORGIA

CAREER HONORS (GA. 2021-22/TENN. 2022-23)

- Two-time SEC Freshman of the Week -- 2021-22

2022-23 - SOPHOMORE (AT TENNESSEE)

- No. 37 overall player in the espnW 100 Class of 2021 joins a sophomore group at UT (Rankings: No. 43 Sara Puckett, No. 45 Karoline Striplin, No. 62 Kaiya Wynn, NR Brooklynn Miles) that was assessed a No. 15 national ranking at the time of their signing

2021-22 - FRESHMAN (AT GEORGIA)

- Played in 20 games, averaging 5.1 points and 2.5 rebounds while shooting 48.8 percent from the field and 69.2 percent from the charity stripe.
- Missed a good portion of the season due to an illness and then swelling in her knee, but notched two games scoring in double figures
- Tallied 15 points on 7-of-13 shooting vs. Dayton in the NCAA Tournament First Round in 15 minutes of action.
- Had a 12-point performance against South Alabama on Dec. 21, the first double-figure scoring game of her career.
- Scored nine points and brought down four boards against No. 2-ranked NC State in a season-high 27 minutes.
- Registered all seven of her points and career-best five rebounds in the fourth quarter against Mercer.
- Tallied six of her SEC-high eight points in the second half at Florida on Jan. 2.
- Finished with eight points and five boards in each of her first two college games against Gardner-Webb and Furman.

USA/SUMMER BASKETBALL

- Invited to the USA Women's U16 National Team trials, where she was one of 18 finalists for the 2019 USA Women's U16 National Team.
- Played on Nike Team Elite EYBL Team Hubbard.

HIGH SCHOOL

- No. 16 overall player, four-star rating by ProspectsNa-

tion.com.

- No. 37 overall player, No. 5 forward, four-star rating in the espnW 100.
- McDonald's All-American (2021).
- Participated in Jordan Brand Classic (2021).
- Finished her prep career at McEachern High School in Powder Springs, Ga., after spending three seasons at Holy Innocents.
- Averaged 25 points and 12 rebounds per game as a senior.
- Atlanta Journal-Constitution Class 7A Player of the Year.
- Atlanta Tip-Off Club First-Team All-State.
- Guided McEachern High School to a 2021 region title and the semifinals of the state tournament.
- As a sophomore, led Holy Innocents to the state title, scoring 25 points to go along with 10 rebounds in the championship game.
- GACA Class 1A North All-State (2020)
- Atlanta Journal-Constitution Class A-Private All-State (2019)

PERSONAL

- Full name is Jillian Denise Hollingshead.
- Born Aug. 20, 2003, in St. Louis, Mo.
- Daughter of the late Jeannette Hollingshead
- Legal guardian is her aunt, Jackie Page.
- Has one brother (James) and two sisters (Lamariah and Joycelynn).
- Majoring in communication studies.
- Recipient of Perry Stuart Smith Women's Basketball Scholarship Endowment.
- Follow @jus_jillian on Twitter and @jus_jillian on Instagram.

HOLLINGSHEAD'S CAREER STATISTICS (AT GEORGIA)

Season	GP-GS	MIN/MPG	FGs	FG Pct	3FGs	3FG Pct	FTs	FT Pct	O-R- Reb	RPG	PF-FO	Asst	TO	Blk	Stl	Pts	PPG
21-22	20-0	251/12.6	41-84	.488	1-5	.200	18-26	.692	23-27-50	2.5	22-0	7	22	10	6	101	5.1
Totals	20-0	251/12.6	41-84	.488	1-5	.200	18-26	.692	23-27-50	2.5	22-0	7	22	10	6	101	5.1

2021-22 SEASON HIGHS

Points:	15 // Dayton, 3/18/22
Rebounds:	7 // Mercer, 11/18/21
Assists:	3 // St. Francis (Pa.), 12/19/21
Steals:	2 // South Alabama, 12/21/21
Blocks:	3 // Alabama State, 11/21/21
Field Goals:	7 // Dayton, 3/18/22
3-Pointers:	1 // LSU, 12/30/21
Free Throws:	4 // South Alabama, 12/21/21
Minutes:	38 // LSU, 11/27/21

SEC HIGHS

Points:	8 // Florida, 1/2/22
Rebounds:	2 // LSU, 12/30/21
Assists:	1 // Kentucky, 1/6/22
Steals:	1 // LSU, 2/10/22*
Blocks:	1 // Florida, 1/2/22
Field Goals:	3 // Florida, 1/2/22
3-Pointers:	1 // LSU, 12/30/21
Free Throws:	2 // Florida, 1/2/22
Minutes:	21 // LSU, 12/30/21

*Indicates most recent high

CAREER HIGHS

Points:	15 // Dayton, 3/18/22
Rebounds:	7 // Mercer, 11/18/21
Assists:	3 // St. Francis (Pa.), 12/19/21
Steals:	2 // South Alabama, 12/21/21
Blocks:	3 // Alabama State, 11/21/21
Field Goals:	7 // Dayton, 3/18/22
3-Pointers:	1 // LSU, 12/30/21
Free Throws:	4 // South Alabama, 12/21/21
Minutes:	38 // LSU, 11/27/21

NCAA HIGHS

Points:	15 // Dayton, 3/18/22
Rebounds:	1 // Iowa St., 3/20/22
Assists:	--
Steals:	--
Blocks:	1 // Iowa St., 3/20/22
Field Goals:	7 // Dayton, 3/18/22
3-Pointers:	--
Free Throws:	1 // Dayton, 3/18/22
Minutes:	15 // Dayton, 3/18/22



JORDAN HORSTON

GUARD

25

SENIOR • 3L • 6-2

COLUMBUS, OHIO • COLUMBUS AFRICENTRIC EARLY COLLEGE

CAREER HONORS

- WBCA All-America Honorable Mention -- 2021-22
- AP All-America Honorable Mention -- 2021-22
- World Exposure Report All-America Honorable Mention -- 2021-22
- Coaches All-SEC First Team -- 2021-22
- USA TODAY Sports All-SEC First Team -- 2021-22
- Ann Meyers Drysdale Award Top 10 List -- 2021-22
- Jersey Mike's Naismith Trophy Midseason List -- 2021-22
- Wooden Award Late Season Watch List -- 2021-22
- SEC Player of the Week (11/30/21) -- 2021-22
- South Point Shootout MOP/All-Tournament (11/27/21) -- 2021-22
- Ann Meyers Drysdale Preseason Watch List -- 2021-22
- ESPN Player of the Week (11/22) -- 2021-22
- ESPN Preseason SEC Emerging Player -- 2020-21
- SEC First-Year Academic Honor Roll -- 2019-20
- SEC All-Freshman Team -- 2019-20
- SEC Freshman of the Week (1/20) -- 2019-20

2021-22 JUNIOR

- Played in 23 games, starting all 23 before her season ended with a fractured dislocation of her left elbow at Alabama on Feb. 17.
- Scored in double figures in 19 contests, including seven games when she racked up 20 or more points.
- Led Tennessee in scoring (16.2), rebounding (9.4), assists (4.0) and steals (1.4) and was second in blocked shots (1.0).
- Ranked third in the SEC by average in rebounding, eighth in scoring and eighth in assists.
- Her rebound average is the third-best ever recorded by a ju-

nior in Lady Vol history and ties for the best-ever at UT by a true guard with Shelia Collins (1984-85).

- Her assist average tied as the seventh best all-time among UT juniors with Alexis Hornbuckle.
- She now stands No. 6 on UT's career list with a 4.28 assist-per-game average.
- Recorded 12 double-doubles, tying for third in the SEC and tying for third with Glory Johnson among all-time Lady Vol juniors.
- Reached another level vs. ranked opponents, averaging 20.7 ppg., 10.7 rpg., and 4.0 apg.
- Produced 16.3 ppg., 9.5 rbg. and 4.1 apg. against SEC opponents, including seven double-doubles.
- Finished with career bests in points (28) and rebounds (15) to lead UT to a comeback win against No. 12/21 Texas.
- Had 15 points in the fourth quarter and overtime vs. the Longhorns on 6-of-10 shooting to erase a double-digit deficit.
- Scored a game-high 26 points and grabbed eight rebounds vs. No. 10/9 UConn in Hartford.
- Tallied 12 of her 24 points in the fourth quarter of UT's comeback win vs. No. 23/22 South Florida, including the go ahead and-1 with 39 seconds left.
- Led Tennessee with 24 points and 11 rebounds in an overtime home win over Arkansas.
- Managed her seventh 20+ effort of the season, posting 21 points and 13 rebounds in a triumph over Missouri.
- Paced UT in scoring with 21 points and added eight rebounds vs. Auburn.
- Helped her squad pick up a huge road win against No. 13/13

- Georgia, tallying 19 points, 11 rebounds, five blocks and four assists.
- Had 14 point and 11 rebounds vs. Kansas, and 17 points, nine boards and nine assists vs. Oklahoma State, as UT went 2-0 and she earned South Point Thanksgiving Shootout Most Outstanding Player honors.
 - Her 20 points and 11 rebounds aided the Lady Vol cause in a road victory at Ole Miss.

2020-21 SOPHOMORE

- Averaged 8.6 ppg., 4.2 apg., 3.9 rpg., and 1.4 spg. while starting 13 of 25 games as a sophomore in 2020-21.
- Came off the bench the first four games, started the next 13 and then settled into a role as a key reserve the rest of the way.
- Improved her free-throw percentage from 59.3 as a freshman to 72.9 as a sophomore.
- Her 4.2 apg. number tied for third in the SEC, and she was the only non-upperclass performer within the top 13.
- Dished out 4.7 apg. in SEC play, ranking second among league performers and was the only non-upperclass player in the top 15.
- Scored in double figures 14 times in 2020-21 after only doing so five times as a freshman. Hit for 10 or more in four of her last five games a year ago.
- Cut her turnovers from 4.32 per game as a freshman to 2.72 in year two.
- Scored a season-high 14 points, dished out seven assists and pulled down six rebounds while hitting 6-of-10 shots in the road win over Alabama.
- Played well in UT's overtime road loss at West Virginia, firing in 13 points and carding five rebounds, five assists, three steals and two blocks in 33 minutes.
- Also tallied 13 points in victories at No. 15 Indiana and vs. Ole Miss during the regular season.
- Passed 100 assists for the season against Middle Tennessee, dropping six dimes while scoring six points and grabbing six rebounds in the NCAA First Round.
- Tallied 10 points in the NCAA Second Round vs. Michigan and added three boards, two blocks, an assist and steal.
- Led UT in scoring with 11 points against South Carolina in the SEC Tournament while blocking a season-high three shots.
- Turned in 12 points and a career-high-tying nine assists against Auburn.
- Had 12 points, five rebounds and five assists without a single turnover in UT's win over No. 2/3 South Carolina.
- Finished with 11 points, seven rebounds and three assists at No. 20/18 Kentucky.
- Was in double digits for the third-straight game against Georgia, logging 11 points, four assists and four steals.
- Played 34 minutes against Arkansas, logging 11 points, eight rebounds, five assists and two blocked shots.
- Notched 12 points, including a three-quarter court, first-period buzzer beater vs. Ole Miss in the SEC Tournament.

2019-20 FRESHMAN

- SEC All-Freshman Team member averaged 10.1 ppg., 5.5 rpg., 4.6 apg. and 1.3 spg., starting 22 of 31 games in 2019-20.
- Ranked first on the team in assists (143) and steals (39), second in blocks (25) and three-pointers made (27) and third in points scored (313) and rebounds (170).
- Scored in double figures 15 times and led UT in assists on 21 occasions, tallying five or more dimes 17 times.
- Her 143 assists and 4.6 assist average both ranked second all-time among freshmen at Tennessee.
- Was fifth and fourth, respectively, among all SEC players in those categories in 2019-20 and first among freshmen.
- After one season on Rocky Top, Horston's 4.6 assist average ranked fourth on UT's career list.

- Closed the season by scoring a career-high 24 points against Kentucky in the SEC Tournament Quarterfinals.
- Matched her career high with four three-pointers in seven attempts in that contest vs. the Wildcats.
- Drained eight of 12 field goal attempts to net 20 points with five assists and four boards at Portland State.
- Went seven of nine from the field to pace UT vs. Central Arkansas with 17 points, five rebounds and three assists in her first career start.
- Named SEC Freshman of the Week after averaging 14 points, 6.0 rebounds, 4.5 assists, 3.5 blocks and a steal against Florida and Alabama.
- Had 19 points in the Bama game and added eight boards, four assists, a career-best four blocks and a steal.
- Was UT's second-highest scorer at #15/14 Notre Dame, tallying 12 points, seven rebounds, five assists and a team-high four steals.
- Recorded the first double-double of her career, producing 10 points, a career-high 14 rebounds and seven assists vs. Colorado State.
- Narrowly missed a double-double at #13/13 Kentucky, finishing with 13 points and a career-high nine assists.
- Posted 13 points, five rebounds and two assists in her SEC debut against Missouri.
- Tied her career high of nine assists in a home win vs. LSU.
- Chipped in 12 points, seven rebounds and three assists against #8/8 Mississippi State.

USA/SUMMER BASKETBALL

- Member of gold-medal winning USA U17 National Team and MVP of 2018 FIBA U17 World Cup in Minsk, Belarus.
- Helped the 2017 USA U16 National Team capture the FIBA Americas U16 Championship gold medal with a perfect 5-0 record in Buenos Aires, Argentina.
- Played summer ball for All Ohio Girls Basketball.

HIGH SCHOOL

- No. 2 overall player, No. 1 guard, five-star recruit by ESPNW HoopGurlz.
- No. 2 overall player, No. 1 guard, five-star recruit by ProspectsNation.com.
- No. 2 overall player in Dan Olson College Girls' Basketball Report.
- Named MVP of the McDonald's All-American Game (2019).
- Participated in the Jordan Brand Classic and Jump 25 Ohio All-Star Classic (2019).
- WBCA All-American (2019).
- Naismith First-Team All-American (2019).
- Naismith Trophy Finalist (2019).
- Gatorade Ohio Player of the Year (2019).
- USA Today First-Team Ohio (2018, 2019).
- Ohio High School Coaches Association MVP (2019).
- Jump 25 Ohio Player of the Year (2019).
- Division III Ohio Player of the Year (2018, 2019).
- Division III All-State First Team (2018, 2019).
- Division III All-State Second Team (2016, 2017).
- Columbus Dispatch All-Metro Co-Player of the Year (2019).
- Columbus Dispatch All-Metro Team (2017, 2018, 2019).
- All-Columbus City League First Team (2016, 2017, 2018, 2019).
- Africentric Early College won three state titles during her career (2016, 2018, 2019).
- Career highs include 39 points, 16 assists and 10 rebounds.
- As a senior in 2018-19, she averaged 18.0 points, 7.0 rebounds and 6.0 assists.
- While still recovering from a 102-degree fever the day before, she tallied 15 points, 10 rebounds and six assists in the 2019 state title game victory.
- Tallied 17 points, 17 assists and 10 points in a triple-double effort vs. Eastmoor Academy as a senior.

- As a junior in 2017-18, started in all 30 games and averaged 18.1 ppg., 5.8 rpg., 4.5 apg., 5.1 spg. and 1.7 bpg. to help her team to a 27-3 record, the City League title and a state championship.

PERSONAL

- Full name is Jordan Lynn Horston.
- Nickname is Jordy.
- Born on May, 21, 2001, in Dallas, Texas.
- Parents are Leigh and Malika Horston.
- Has one sister: Jazmin Horston.
- Jordan grew six inches during her freshman year of high school.
- Can play the drums and cymbals.
- Her dad played basketball at Capital University.
- Great uncle is the late Joe Gilliam, who played quarterback at Tennessee State University and with the Pittsburgh Steelers.
- Her cousin, Sylvia Crawley, played basketball at North Carolina, for USA Basketball and in the WNBA.
- Participated in Columbus State dual credit program for four semesters while in high school.

- Also participated in cross country, softball and tennis in high school.
- Majoring in communication studies.
- Recipient of the Marion D. Hoppe Winners' Circle Scholarship for Off Guards.
- Follow @ladylynn22_ on Twitter and @ladylynn22_ on Instagram. steals and two blocks in 33 minutes.

HORSTON'S CAREER STATISTICS

Season	GP-GS	MIN/MPG	FGs	FG Pct	3FGs	3FG Pct	FTs	FT Pct	O-R-Reb	RPG	PF-FO	Asst	TO	Blk	Stl	Pts	PPG
19-20	31-22	818/26.4	127-322	.394	27-90	.300	32-54	.593	33-137-170	5.5	76-2	143	134	25	39	313	10.1
20-21	25-13	676/27.0	83-237	.350	14-50	.280	35-48	.729	16-82-98	3.9	54-0	104	68	23	36	215	8.6
21-22	23-23	674/29.3	139-367	.379	16-58	.276	78-115	.678	41-175-216	9.4	54-0	91	103	23	33	372	16.2
Totals	79-58	2168/27.4	349-926	.377	57-198	.288	145-217	.668	90-394-484	6.1	184-2	338	305	71	108	900	11.4

2021-22 SEASON HIGHS

Points:	28 // Texas, 11/21/21
Rebounds:	15 // Texas, 11/21/21
Assists:	9 // Okla. St., 11/27/21
Steals:	4 // Stanford, 12/18/21
Blocks:	5 // Georgia, 1/23/22
Field Goals:	11 // Arkansas, 1/31/22*
3-Pointers:	3 // Vanderbilt, 2/13/21
Free Throws:	10 // UConn, 2/6/22
Minutes:	40 // Arkansas, 1/31/22

SEC HIGHS

Points:	24 // Arkansas, 1/31/22*
Rebounds:	13 // Vanderbilt, 2/13/22*
Assists:	9 // Auburn, 2/28/21*
Steals:	4 // Georgia, 1/14/21
Blocks:	5 // Georgia, 1/23/22
Field Goals:	11 // Arkansas, 1/31/22
3-Pointers:	4 // Kentucky, 3/6/20
Free Throws:	6 // Auburn., 1/27/22*
Minutes:	40 // Arkansas, 1/31/22

*Indicates most recent high

CAREER HIGHS

Points:	28 // Texas, 11/21/21
Rebounds:	15 // Texas, 11/21/21
Assists:	9 // Okla. State, 11/27/21*
Steals:	5 // ETSU, 12/1/20
Blocks:	5 // Georgia, 1/23/22
Field Goals:	11 // Arkansas, 1/31/22*
3-Pointers:	4 // Kentucky, 3/6/20
Free Throws:	10 // UConn, 2/6/22
Minutes:	40 // Arkansas, 1/31/22

NCAA HIGHS

Points:	10 // Michigan, 3/23/21
Rebounds:	6 // Middle Tenn., 3/21/21
Assists:	6 // Middle Tenn., 3/21/21
Steals:	3 // Middle Tenn., 3/21/21
Blocks:	2 // Michigan, 3/23/21*
Field Goals:	4 // Michigan, 3/23/21
3-Pointers:	--
Free Throws:	2 // Michigan, 3/23/21*
Minutes:	27 // Middle Tenn., 3/21/21



RICKEA JACKSON

FORWARD

2

SENIOR • TR • 6-2

DETROIT, MICH. • DET. EDISON PUBLIC SCHOOL ACADEMY • MISS. STATE

CAREER HONORS (MISS. ST. 2019-21/TENN. 2022-23)

- Daytona Beach Invitational All-Tournament Team -- 2021-22
- Named to Cheryl Miller Award, Wade Trophy, Wooden Award Top 25 and Jersey Mike's Naismith Trophy Watch Lists -- 2020-21 & 2021-22
- Top-10 Finalist for Cheryl Miller Award -- 2020-21
- WBCA All-America Team Honorable Mention -- 2020-21
- WBCA All-Region II Team -- 2020-21
- Coaches All-SEC Second Team -- 2019-20
- Coaches SEC All-Freshman Team -- 2019-20
- SEC All-Tournament Team -- 2019-20
- Gillom Trophy Winner -- 2019-20
- WBCA All-America Honorable Mention -- 2019-20
- WBCA All-Region II Team -- 2019-20
- Three-Time SEC Freshman of the Week -- 2019-20
- Duel in the Desert MVP and All-Tournament Team -- 2019-20

CAREER (AT MISSISSIPPI STATE)

- Played in 67 games and started 58 of them in three seasons at Mississippi State.
- Led the Bulldogs in scoring all three years she was in Starkville.
- Averaged 16.2 points, 5.3 rebounds and 1.4 steals over 31.6 minutes per game.
- Shot 44.4 percent from the field, 29.6 on threes and 68.3 on free throws.
- Scored in double figures 52 times, recording six double-doubles.
- Tallied 20 or more points 19 times, 30+ three times and 40+ on one occasion.

2021-22 JUNIOR (AT MISSISSIPPI STATE)

- Averaged an SEC-leading 20.3 ppg. as well as 6.8 rpg., 1.5 spg. and 1.1 spg. while starting all 15 games she played before entering the transfer portal in January.
- Averaged 35.0 minutes per game, logging 40 minutes three times and 39+ in two other contests.
- Shot 41 percent from the field and 73 percent from the free-throw line.
- Scored 20+ points in eight contests, including three of her first four outings of the year.
- Tallied a career-high 40 points on 18-of-26 shooting vs. McNeese State on Dec. 1, 2021.
- Eclipsed the 1,000-point mark in her career with 24 vs. Jackson State on Dec. 19, 2021.
- Fired in 27 points vs. Georgia and added seven boards and three blocks in 40 minutes.

2020-21 SOPHOMORE (AT MISSISSIPPI STATE)

- Led MSU in scoring at 14.9 ppg. and added 4.4 rpg. and 2.0 apg. while playing 31.6 mpg.
- Hit 42.0 percent on field goals and 29.5 percent on threes.
- Started in 16 of State's 19 games and scored in double figures 15 times.

- Paced the team in scoring nine times, hitting 20+ on three occasions.
- Posted a season-high 30 points against Troy (12/14/20) behind six three-pointers
- Notched her second 20-point game of the season when she finished with 23 points against Kentucky.
- Tallied 20 points, nine boards and three assists in win vs. Auburn.
- Recorded career highs in assists (5) and steals (4) to go with 16 points in win at Florida.

2019-20 FRESHMAN (AT MISSISSIPPI STATE)

- Paced the Bulldogs at 15.1 ppg. as a freshman, adding 5.1 rpg. and 1.2 apg.
- Shot 48.3 percent from the field, 41.9 percent on threes and 72.4 percent on free throws.
- Started 27 of 33 contests for MSU, scoring in double figures 23 times during the year with 18 of those featuring 15 or more points.
- Ranked fifth among SEC players at 16.5 ppg. and eighth in field goal percentage (.480) during league games. She was the only freshman that ranked inside the top 10 in both categories.
- Tallied eight games with 20 or more points, tying for the most by any SEC freshman.
- Finished the season with four double-doubles, which ranked second on the team.
- Named to the SEC All-Tournament Team after averaging 20.3 points and 8.3 rebounds per game.
- Tabbed SEC Freshman of the Week after recording a career-high 34 points on 14-of-22 shooting, seven rebounds and three assists in win at Auburn. That matched the second-most points ever in a game by an MSU freshman.
- Brought home MVP honors from the Duel in the Desert after posting 17.0 points and 7.5 rebounds per game in wins versus USF

SUMMER BASKETBALL

- Helped the USA (represented by Mississippi State) win the silver medal at the 2019 World University Games, leading all players for the event in scoring (22.2 ppg) and ranking second in field-goal percentage (.532) and sixth in steals (2.2 spg).
- Helped USA win gold at the 2019 FIBA 3x3 U18 World Cup, earning all-tournament honors and finishing second on the team in scoring.
- Competed in the 2019 USA Basketball 3x3 U18 National Championship with It'sJustWork.
- Finalist for 2018 USA Basketball Women's U17 World Cup Team.
- 2017 USA Women's U16 National Team Trials participant.
- Played summer basketball for Michigan Crossover.

HIGH SCHOOL

- No. 5 overall player, No. 2 wing, five-star prospect in the 2019 espnW Top 100.

- No. 3 overall player, No. 2 wing, five-star prospect by ProspectsNation.com.
- McDonald's All-American (2019).
- Jordan Brand Classic participant (2019).
- Gatorade Michigan Player of the Year (2018, 2019).
- Michigan Miss Basketball (2019).
- USA Today All-USA Second Team (2019).
- Michigan Player of the Year and All-Michigan First Team (2019).
- Class C State Tournament Player of the Year (2017, 2018, 2019).
- Departed as Detroit Edison's all-time leading scorer with 1,771 points in her four seasons.
- Led Edison to three Michigan Class C State Championships (2017, 2018, 2019).
- Averaged 22.0 ppg., 6.5 rpg. and 1.5 spg. as a senior.
- Posted 21.9 ppg., 10.8 rpg., 4.5 apg., 2.3 spg. and 1.6 bpg as a junior.
- Put up 17.3 ppg., 10.2 rpg. and 3.1 bpg. as a sophomore.
- Averaged 24.1 ppg. and 8.3 rpg. as a freshman.

PERSONAL

- Full name is Rickea Velece Jackson.
- Born March 16, 2001, in Royal Oak, Michigan.
- Parents are Caryn Jackson and Rickey Jackson Sr.
- Has three brothers: Rickey Jackson Jr., Ryon Jackson and Jordan Anderson.
- Mother played basketball at Kansas and brother, Rickey, played basketball at Adrian College.
- Volunteered locally with the Brown Bag Project, where she was a student leader who helped to organize and provide meals to the homeless.
- Majoring in communication studies.
- Recipient of the Betty J. Basler Winners' Circle Scholarship for Power Forwards.
- Follow @iamthathooper on Twitter and @rickea on Instagram.

JACKSON'S CAREER STATISTICS (AT MISSISSIPPI STATE)

Season	GP-GS	MIN/MPG	FGs	FG Pct	3FGs	3FG Pct	FTs	FT Pct	O-R-Reb	RPG	PF-FO	Asst	TO	Blk	Stl	Pts	PPG
19-20	33-27	994/30.1	204-422	.483	13-31	.419	76-105	.724	70-99-169	5.1	68-0	40	82	20	25	497	15.1
20-21	19-16	600/31.6	118-281	.420	18-61	.295	29-53	.547	40-43-83	4.4	29-0	38	56	7	14	283	14.9
21-22	15-15	525/35.0	121-295	.410	17-70	.243	46-63	.730	37-65-102	6.8	21-0	16	27	23	13	305	20.3
Totals	67-58	2119/31.6	443-998	.444	48-162	.296	151-221	.683	147-207-354	5.3	118-0	94	165	50	52	1085	16.2

2021-22 SEASON HIGHS

Points:	40 // McNeese St., 12/01/21
Rebounds:	12 // Jackson St., 12/19/21
Assists:	3 // Troy, 12/18/21
Steals:	2 // S. Carolina, 01/02/22
Blocks:	4 // Alabama St., 11/09/21
Field Goals:	18 // McNeese St., 12/01/21
3-Pointers:	3 // Ole Miss, 01/16/22
Free Throws:	8 // Jackson St., 12/19/21
Minutes:	40 // Georgia, 01/20/22

SEC HIGHS

Points:	34 // Auburn, 2/20/20
Rebounds:	10 // Texas A&M, 02/09/20
Assists:	5 // Florida, 01/07/21
Steals:	4 // Florida, 01/07/21
Blocks:	3 // Georgia, 01/2022*
Field Goals:	14 // Auburn, 02/20/20
3-Pointers:	3 // Mississippi, 01/02/22
Free Throws:	8 // Georgia, 02/03/20
Minutes:	45 // Auburn, 02/2020

*Indicates most recent high

CAREER HIGHS

Points:	40 // Texas State, 3/6/21
Rebounds:	12 // Jackson State, 12/19/21
Assists:	5 // Florida, 1/7/21*
Steals:	4 // Florida, 1/7/21*
Blocks:	4 // Alabama State, 11/9/21
Field Goals:	18 // McNeese State, 12/1/21
3-Pointers:	6 // Troy, 12/14/20
Free Throws:	8 // Jackson State, 12/19/21*
Minutes:	45 // Auburn, 2/20/20

NCAA HIGHS

Points:	N/A
Rebounds:	N/A
Assists:	N/A
Steals:	N/A
Blocks:	N/A
Field Goals:	N/A
3-Pointers:	N/A
Free Throws:	N/A
Minutes:	N/A

GENERAL

STAFF

PLAYERS

REVIEW

HISTORY

FACILITIES

NCAA

SEC

RECORDS

MEDIA INFO





TAMARI KEY

CENTER

20

SENIOR • 3L • 6-6
CARY, N.C. • CARY H.S.

CAREER HONORS

- SEC Student-Athlete Leadership Council & SAAC Representative -- 2022-23
- Lisa Leslie Award Top-Five Finalist -- 2021-22
- Naismith Women's Defensive Player of the Year Semifinalist -- 2021-22
- Coaches All-SEC Second Team -- 2021-22
- USA TODAY Sports All-SEC Second Team -- 2021-22
- SEC All-Defensive Team -- 2021-22
- South Point Shootout All-Tournament (11/27/21) -- 2021-22
- SEC Community Service Team -- 2021-22
- Lisa Leslie Award Top-10 Semifinalist -- 2021-22
- Naismith Women's Defensive Player of the Year Watch List -- 2021-22
- Lisa Leslie Award Preseason Watch List -- 2021-22
- World Exposure Report WBB Player of the Week (11/22) -- 2021-22
- SEC Student-Athlete Leadership Council & SAAC Representative -- 2021-22
- Women's basketball representative for UT's Student-Athlete Advisory Committee -- 2021-22
- SEC All-Defensive Team -- 2020-21
- SEC Co-Player of the Week (2/2) -- 2020-21
- VOLeaders Academy -- 2020-21
- SEC Student-Athlete Leadership Council & SAAC Representative -- 2020-21
- Women's basketball representative for UT's Student-Athlete Advisory Committee -- 2020-21
- Women's basketball representative for UT's Student-Athlete Advisory Committee -- 2019-20

2021-22 JUNIOR

- Averaged career highs in points (10.5) and rebounds (8.1) while shooting 58.1 percent from the field and starting all 34 contests.
- Blocked a UT-record 119 shots to surpass Kelley Cain's old mark of 113 and lead the NCAA with the No. 4 total in SEC history.
- Needed only 31 games to reset Cain's 33-game total from 2009-10, doing so with her first swat vs. Kentucky in the SEC Tournament semifinal round.
- Averaged a school-best 3.500 blocks per game to rank No. 3 in the nation and No. 1 in the SEC for the season.
- That mark moved her past Kelley Cain's 3.424 effort from 2009-10 and gives Key the No. 1, No. 3 (2.880, 2020-21) and No. 4 (2.774, 2019-20) efforts in program history.
- Raised her career blocks tally to a school-best 277, surpassing the 275 set by Candace Parker from 2005-08 and leaving her just 13 swats shy of entering the SEC career top 10 after only three seasons.
- Required only 89 contests to overtake a mark that took Parker 110 games, hitting No. 1 with three blocks vs. Belmont in the NCAA Second Round.
- Also ranks No. 1 in career blocks averaged at Rocky Top with 3.08 per outing, improving from 2.82 after her sophomore year.

- Carded 11 double-doubles as a junior, turning in the eighth-most ever by a Lady Vol in her third season.
- Key now has seven block totals in UT's single-game top 10, including four of 10 or more and an 11-block outing vs. Texas A&M on Jan. 6, 2022, that ranks as the second-best at UT behind Kelley Cain's 12 vs. LSU on Feb. 22, 2010.
- Key's 11 blocks vs. A&M rank No. 3 all-time in SEC history while her three 10-block efforts tie for fourth most.
- Became the first Lady Vol to have more than one career triple-double, charting No. 2 in UT's win vs. No. 12/21 Texas on Nov. 21, 2021, and finishing with 10 points, a career-high 18 boards and 10 blocks.
- Turned in a career-high-tying 23 points, 15 rebounds and six blocks in a home win over Mississippi State.
- Scored 20 points on 7-of-10 shooting from the field and added 13 rebounds in a victory over Alabama in Knoxville.
- Averaged 17.0 points and 7.5 rebounds in NCAA First and Second Round games vs. Buffalo (16/11) and Belmont (18/4).
- Went for 17 points and seven rebounds at Arkansas and 14 and nine vs. the Razorbacks in Knoxville, both triumphs.
- Had back-to-back 7-of-10 and 8-of-10 efforts from the field vs. ETSU (16 pts.) and Chattanooga (18 pts.) in December.
- Traveled to Belize with teammate Jessie Rennie as part of a VOLeaders Academy trip between her sophomore and junior seasons.

2020-21 SOPHOMORE

- Finished her sophomore year with averages of 8.9 ppg., 5.6 rpg. and 2.9 bpg., shooting 62.8 percent from the field, earning a spot on the SEC All-Defensive Team.
- Led team in field goal percentage at 62.8, and was tops for UT and second in the league in blocks averaged (2.9).
- Would have led the SEC in field goal percentage, but she didn't have enough attempts to qualify.
- Ranked No. 11 in the NCAA in blocks (72) and blocks per game (2.9).
- Her 72 blocks ranked as the No. 8 all-time Lady Vol season total, while her career tally (158) ranks No. 8 as well.
- Her 59.2 career field goal percentage stacks up No. 4 all-time at Tennessee.
- Setting career highs of 23 points and 10 blocks while adding a season-high 10 rebounds against Florida, she became just the fourth Lady Vol to ever record a triple-double, joining the ranks of Jordan Reynolds (14 rebounds, 11 points, 10 assists vs. UNCW on Dec. 29, 2016), Shekinna Stricklen (17 points, 13 rebounds, 12 assists vs. Oklahoma on Jan. 3, 2010) and Shelia Collins (18 points, 10 rebounds, 10 steals vs. Florida State on Feb. 8, 1985).
- Those 10 blocks stand as the second-most ever re-



corded by a Lady Vol in a game behind Kelley Cain (12 vs. LSU, 2/22/10) and are tied for third in SEC women's hoops history.

- Garnered SEC Co-Player of the Week honors after averaging 15.0 ppg., 7.5 rpg. and 6.0 bpg. in wins over Ole Miss and Florida.
- Scored a (then) career-high 19 points on 8-of-10 shooting against No. 12 Kentucky.
- Logged 15 points and seven rebounds at Alabama, increasing her season high in scoring for the third-straight game.
- Tallied 14 points, five rebounds, and four blocks against Georgia at home, hitting all six attempts from the field.
- Scored 13 points and blocked three shots against Middle Tennessee in the NCAA First Round.
- Notched her third double-double of the season with 10 points, 10 rebounds and four blocks against Auburn in the regular season finale.
- Also chipped in 10 points and 10 boards at Texas A&M.
- Led UT in rebounding against No. 3/5 UConn with nine boards and added 10 points and three blocks.
- Came through with a then season-best 12 points and grabbed six rebounds and blocked two shots in a road win over LSU.

2019-20 FRESHMAN

- Averaged 7.3 ppg., 4.7 rpg. and 2.8 bpg. while starting 29 of 31 contests in her rookie season.
- Recorded 86 blocked shots to tie Candace Parker for the fifth-most in a season in UT history and the second-most ever by a Lady Vol freshman.
- Her contribution helped UT tally 215 blocks in 2019-20, a total that ranked second nationally and fourth all-time in school history.
- Finished No. 1 in the SEC in blocked shots (86) and blocks per game (2.77) and ranked 11th and 13th in the NCAA in those categories, respectively.
- Scored in double figures in eight games and pulled down 10 or more rebounds on three occasions.
- Led all Lady Vol regulars with a 56.1 field goal percentage, including 56.6 percent vs. SEC foes.
- Became just the eighth Lady Vol to record a double-double in her debut, notching 11 points and 12 rebounds at ETSU.
- Only the sixth Lady Vol ever to record 10+ rebounds in her first game, with only one other (Tiffani Johnson, 17) having ever recorded more than her 12.
- Scored a career-high 17 points in 18 minutes of action at home vs. Ole Miss while adding seven rebounds and two steals.
- Registered a (then) career-high 16 points on 8-of-11 shooting vs. Missouri in her SEC debut and racked up three swats and three boards.
- Blocked nine shots at #1/2 South Carolina to set a single-game UT freshman record and rank second among all Lady Vols behind only Kelley Cain (12).
- Swatted seven shots for the fifth-best single-game UT total ever, while adding five points and six rebounds against UK in the SEC Tourney Quarterfinals.
- Played 23 minutes in UT's win over #15/14 Notre Dame, posting 11 points, five rebounds and three blocks in her second career start.
- Scored 13 points, blocked four shots and had two steals in the Lady Vols' home victory over Georgia.
- Went a perfect five of five from the floor to tie her (then) career high of 11 points while grabbing seven boards at Portland State.
- Had a 5-of-6 effort from the floor for 11 points, three rebounds and a blocked shot against Colorado State.
- Tallied 10 points and six rebounds in 17 minutes of

action against Air Force.

- Scored nine points and pulled down seven boards against Texas.
- Narrowly missed a double-double at Ole Miss, finishing with nine points, 10 rebounds and a (then) career-high six blocks.
- Pulled down a team-high 10 boards and blocked six shots against Alabama while adding four points.
- Made her first career start against Central Arkansas, logging eight points, five rebounds and three blocked shots.

SUMMER BASKETBALL

- Played on Tennessee's entry in the 2022 Red Bull USA Basketball 3X Nationals, helping the Lady Vols go 3-2 and advance to the quarterfinal round.
- Was UT's leading scorer during its five-game run in the tourney.
- Played for the Carolina Flames.

HIGH SCHOOL

- No. 45 overall player in Dan Olson College Girls' Basketball Report.
- No. 46 overall player, No. 9 post player, five-star recruit by espnW HoopGurlz.
- No. 50 overall player, No. 7 post player, four-star recruit by ProspectsNation.com.
- Carolinas Classic All-Star Basketball Game Most Outstanding Player (2019).
- Posted a double-double of 12 points and 13 rebounds in that contest.
- Triangle 6 Conference Most Valuable Player (2019).
- All-Triangle Conference (2017, 2018, 2019).
- Triangle Conference All-Academic Team (2016, 2017, 2018, 2019).
- All-District Second Team (2018, 2019).
- All-District Third Team (2017).
- Cary High MVP (2017, 2019).
- Career highs include 32 points, 17 rebounds and 10 blocks.
- Carolinas Classic All-Star Basketball Game Most Outstanding Player (2019).
- Posted a double-double of 12 points and 13 rebounds in that contest.
- Averaged 13.9 ppg., 11.2 rpg., 5.5 bpg. as a senior.
- Only played 10 games as a junior due to a severe high ankle sprain.
- Averaged 15.0 ppg., 12.3 rpg. and 5.8 bpg. as a sophomore.
- Did not play freshman season due to injury.

PERSONAL

- Full name is Tamari Jeneva Key.
- Nickname is TK.
- Born on July 11, 2001, in Raleigh, N.C.
- Mother is Tammy Brown and father is Marcus Key.
- Mom played volleyball and her dad played basketball at Coastal Carolina.
- Has one sister: Teonni Key (plays basketball at North Carolina).
- Majoring in communication studies.
- Enjoys music and art as interests away from the court.
- Recipient of the Doris Lewis Winners' Circle Scholarship for Centers.
- Follow @tamarikey__ on Twitter and @tamarikey on Instagram.

■ KEY'S CAREER STATISTICS

Season	GP-GS	MIN/MPG	FGs	FG Pct	3FGs	3FG Pct	FTs	FT Pct	O-R- Reb	RPG	PF-FO	Asst	TO	Blk	Stl	Pts	PPG
19-20	31-29	570/18.4	92-164	.561	0-0	.000	42-78	.538	73-72-145	4.7	76-2	21	43	86	10	226	7.3
20-21	25-21	602/24.1	91-145	.628	0-0	.000	41-63	.651	68-73-141	5.6	76-4	12	39	72	12	223	8.9
21-22	34-34	891/26.2	132-226	.584	0-0	.000	92-147	.626	126-150-276	8.1	92-2	33	57	119	16	356	10.5
Totals	90-84	2063/22.9	315-535	.589	0-0	.000	175-288	.608	267-295-562	6.2	244-8	66	139	277	38	805	8.9

■ 2021-22 SEASON HIGHS

Points:	23 // Miss. St., 2/24/22
Rebounds:	18 // Texas, 11/21/21
Assists:	5 // Vanderbilt, 2/13/22
Steals:	2 // Ole Miss, 1/9/22*
Blocks:	11 // Texas A&M, 1/6/22
Field Goals:	11 // Miss. St., 2/24/22
3-Pointers:	--
Free Throws:	8 // Arkansas, 1/31/22
Minutes:	40 // Texas, 11/21/21

■ CAREER HIGHS

Points:	23 // Miss. State, 2/24/22*
Rebounds:	18 // Texas, 11/21/21
Assists:	5 // Vanderbilt, 2/13/22
Steals:	2 // Ole Miss, 1/9/22*
Blocks:	11 // Texas A&M, 1/6/22
Field Goals:	11 // Miss. State, 2/24/22
3-Pointers:	--
Free Throws:	8 // Arkansas, 1/31/22
Minutes:	40 // Texas, 11/21/21

■ SEC HIGHS

Points:	23 // Miss. St., 2/24/22*
Rebounds:	15 // Miss. St., 2/24/22
Assists:	5 // Vanderbilt, 2/13/22
Steals:	2 // Ole Miss, 1/9/22*
Blocks:	11 // Texas A&M, 1/6/22
Field Goals:	11 // Miss. St., 2/24/22
3-Pointers:	--
Free Throws:	8 // Arkansas, 1/31/22
Minutes:	38 // Arkansas, 1/31/22

■ NCAA HIGHS

Points:	18 // Belmont, 3/21/22
Rebounds:	11 // Louisville, 3/26/22*
Assists:	1 // Louisville, 3/26/22*
Steals:	1 // Buffalo, 3/19/22
Blocks:	4 // Michigan, 3/23/21
Field Goals:	6 // Belmont, 3/21/22*
3-Pointers:	--
Free Throws:	6 // Belmont, 3/21/22
Minutes:	32 // Buffalo, 3/19/22

*Indicates most recent high



BROOKLYNN MILES

GUARD

0

SOPHOMORE • 1L • 5-4

FRANKFORT, KY. • FRANKLIN COUNTY H.S.

CAREER HONORS

- SEC Academic Honor Roll -- 2021-22
- VOLeaders Academy -- 2022-23
- SEC Freshman of the Week (12/14) -- 2021-22

2021-22 FRESHMAN

- Saw action in 33 games, averaging 19.6 minutes, 2.5 points, 2.8 rebounds, 2.0 assists and 0.9 steals.
- Had a positive assist-to-turnover tally of 67 to 59, ranking third in dimes for the Lady Vols.
- Also finished third for Tennessee in steals, grabbing 29 to finish behind Jordan Walker and Jordan Horston in that category as well.
- A lightning quick player, Miles picked up the tempo offensively and applied stifling pressure on defense.
- Named SEC Freshman of the Week after posting a career-high 11 points, four rebounds, three assists and two steals against Georgia State.
- Played 22 minutes in her initial NCAA Tournament action, scoring five points and grabbing three rebounds against Buffalo in the first round.
- Led the team in assists against Virginia Tech, dishing

out a career-high six dimes in 30 minutes of action.

- Came up with five points, three rebounds, two assists and a steal in 18 minutes vs. No. 3/3 Stanford
- Finished with four points, two assists, two steals and a rebound in her collegiate debut against Southern Illinois and also forced the Salukis into a 10-second violation in the fourth quarter.
- Tallied four points, four assists and three rebounds in a win over Alabama in her first SEC action.

HIGH SCHOOL

- Ranked No. 75 by All Star Girls Report.
- Ranked No. 89 overall and a four-star recruit by ProspectsNation.com.
- Listed as No. 20-rated point guard and a three-star player by ESPNW.
- Kentucky Gatorade Player of the Year (2021).
- Named Miss Kentucky Basketball (2021), becoming first player so honored to join the Lady Vols since Lisa Harrison (Louisville Southern H.S.) in 1989.
- Lexington Herald-Leader Player of the Year (2021).
- Lexington Herald-Leader All-State First Team (2020, 2021).

- Lexington Herald-Leader All-State Third Team (2019).
- Louisville Courier-Journal All-State First Team (2020, 2021).
- Louisville Courier-Journal All-State H.M. (2019).
- 41st District MVP (2019, 2020, 2021).
- 11th Region All-Tourney Team (2017, 2019, 2020, 2021).
- State Journal All-County MVP (2019, 2020, 2021).
- Coaches 11th Region Team (2019, 2020, 2021).
- Also named Academic All-State and FCHS Homecoming Queen (2021).
- In her career, she totaled 2,278 points (14.0 ppg.), 624 assists (3.8 apg.), 477 rebounds (2.9 rpg.) and 451 steals (2.8 spg.) while shooting 44.9 percent from the field, 28.7 on three pointers and 64.8 percent on free throws.
- Averaged 15.8 ppg., 5.4 apg., 3.7 rpg. and 3.3 spg. as a senior.
- Averaged 21.5 ppg., 4.9 apg., 4.1 spg. and 3.8 rpg. as a junior.
- Also played soccer for two seasons at FCHS.

■ MILES' CAREER STATISTICS

Season	GP-GS	MIN/MPG	FGs	FG Pct	3FGs	3FG Pct	FTs	FT Pct	O-R-Reb	RPG	PF-FO	Asst	TO	Blk	Stl	Pts	PPG
21-22	33-0	647/19.6	33-85	.388	7-31	.226	10-24	.417	17-76-93	2.8	41-0	67	59	1	29	83	2.5
Totals	33-0	647/19.6	33-85	.388	7-31	.226	10-24	.417	17-76-93	2.8	41-0	67	59	1	29	83	2.5

■ 2021-22 SEASON HIGHS

Points:	11 // Georgia State, 12/12/21
Rebounds:	6 // Chattanooga, 12/27/21
Assists:	6 // Virginia Tech, 12/5/21
Steals:	3 // Missouri, 2/10/22
Blocks:	1 // Alabama, 3/4/22
Field Goals:	3 // Georgia State, 12/12/21
3-Pointers:	2 // Chattanooga, 12/27/21*
Free Throws:	3 // Buffalo, 3/19/22
Minutes:	34 // UCF, 11/12/21

■ SEC HIGHS

Points:	4 // LSU, 2/27/22*
Rebounds:	5 // Alabama, 2/17/22*
Assists:	4 // Missouri, 2/10/22*
Steals:	3 // Missouri, 2/10/22
Blocks:	--
Field Goals:	2 // LSU, 2/27/22*
3-Pointers:	1 // Georgia, 1/23/22
Free Throws:	1 // Vanderbilt, 2/13/22
Minutes:	25 // Alabama, 12/30/21

*Indicates most recent high

SUMMER BASKETBALL

- Played for Kentucky Premier club team along with UT classmate Kaiya Wynn.
- Former Kentucky men's basketball standout Anthony Epps was one of their coaches.

PERSONAL

- Full name is Brooklynn Danielle Miles.
- Born on April 3, 2003, in Frankfort, Ky.
- Parents are Gordon Miles and Rachel Holt.
- Father played football at Kentucky State and arena football with the Louisville Fire of AF2.
- Has a sister (Jordynn Miles) and a brother (Ezekiel Minter).
- Majoring in communication studies.
- Recipient of the Elinor F. Reed Scholarship Endowment.
- Follow @miles_brooklynn on Twitter and @bkk_13 on Instagram.

■ CAREER HIGHS

Points:	11 // Georgia State, 12/12/21
Rebounds:	6 // Chattanooga, 12/27/21
Assists:	6 // Virginia Tech, 12/5/21
Steals:	3 // Missouri, 2/10/22
Blocks:	1 // Alabama, 3/4/22
Field Goals:	3 // Georgia State, 12/12/21
3-Pointers:	2 // Chattanooga, 12/27/21*
Free Throws:	3 // Buffalo, 3/19/22
Minutes:	34 // UCF, 11/12/21

■ NCAA HIGHS

Points:	5 // Buffalo, 3/19/22
Rebounds:	3 // Buffalo, 3/19/22
Assists:	1 // Louisville, 3/26/22*
Steals:	1 // Belmont, 3/21/22*
Blocks:	--
Field Goals:	1 // Belmont, 3/21/22*
3-Pointers:	--
Free Throws:	3 // Buffalo, 3/19/22
Minutes:	22 // Buffalo, 3/19/22



JUSTINE PISSOTT

GUARD/FORWARD

13

FRESHMAN • HS • 6-4

TOMS RIVER, N.J. • RED BANK CATHOLIC H.S.

USA/SUMMER BASKETBALL

- Won a gold medal with the 2022 USA U18 National Team at the FIBA U18 Women's Americas Championship in Buenos Aires, Argentina.
- Averaged 6.0 points, 3.5 rebounds and 2.8 assists in a reserve role as the USA went 6-0.
- Scored in double figures twice, firing in 13 vs. Puerto Rico in Group play and knocking down four treys to net 12 points vs. Brazil in the semifinal round.
- Played with the Philadelphia Belles AAU program.

HIGH SCHOOL

- No. 11 overall player, No. 2 wing, five-star prospect in the 2022 ESPNW Top 100.
- Tennessee's highest ranked prep signee since 2019.
- Also No. 11 according to USA TODAY High School Sports.
- No. 14 overall player, No. 2 wing, 4.5-star prospect by ProspectsNation.com.
- Ranked No. 27 overall by BlueStar Basketball and No. 32 by All Star Girls Report.
- McDonald's All-American (2022).

- WBCA All-American (2022).
- Jordan Brand Classic Participant (2022).
- Jersey Mike's Naismith Girls' High School Trophy Watch List (2021-22).
- Rose Classic Super Jam Tournament MVP (2022).
- A Central Division Player of the Year (2022).
- A Central Division First Team (2022).
- All-Shore Conference First Team (2021, 2022).
- All-Shore Conference Second Team (2020).
- Eclipsed 1,000 career points, finishing with 1,058 in 76 total contests at Red Bank Catholic High School.
- Hit a school-record 182 career threes for the Caseys.
- Put up 17.4 points, 7.2 rebounds, 3.5 assists, 1.5 steals and 1.4 blocks as a senior.
- Shot 41 percent from the field, 35 percent on threes and 85 percent on free throws.
- Averaged 17.0 ppg., 8.0 rpg., 3.0 apg., 1.3 spg. and 1.1 bpg. as a junior at RBCHS during the COVID-shortened 2020-21 season.
- Hit 49 percent on field goals, 44 percent on three-point field

- goals and 92 percent on free throws during her junior year.
- Pissott led Red Bank to a 23-4 overall record and a postseason run to the semifinals of the 2022 NJSIAA Girls Basketball State Championship.

PERSONAL

- Full name is Justine P. Pissott.
- Born on Feb. 4, 2004, in Brick, N.J.
- Parents are Jim and Josephine Pissott.
- Has a twin sister, Georgia (Gia), who plays basketball at the U.S. Naval Academy, and a younger brother, Robby
- List saxophone as an instrument she can play.
- Played soccer in high school.
- Majoring in sport management.
- Recipient of the Emily Yoakum Winners' Circle Scholarship for Forwards.
- Follow @justinepissott on Twitter and @justinepissott on Instagram.



JASMINE POWELL

GUARD

15

SENIOR • TR • 5-6

DETROIT, MICH. • DETROIT COUNTRY DAY SCHOOL • MINNESOTA

CAREER HONORS

- Coaches All-Big Ten Second Team -- 2020-21
- Media All-Big Ten Honorable Mention -- 2020-21
- Coaches & Media All-Big Ten Honorable Mention - 2019-20
- Coaches & Media Big Ten All-Freshman Team -- 2019-20
- Big Ten Freshman of the Week (2/3 & 2/24) - 2019-20

2022-23 - SENIOR (AT TENNESSEE)

- Joined the Lady Vol program with the possibility of playing two seasons, including the exempt year provided because of the COVID-19 pandemic.

CAREER (AT MINNESOTA)

- Started 48 of 68 games, averaging 28.8 mpg., 12.8 ppg., 4.4 apg., 3.8 rpg. and 1.3 spg. over three seasons.
- Shot 35.0 percent on field goals, 32.3 percent on threes and 75.9 percent on free throws.
- Connected on 91 threes in 282 attempts.
- Had 302 assists compared to 230 turnovers during her time in Minneapolis.
- Owns career highs of 24 points, 11 rebounds, 10 assists, five steals and two blocks.

2021-22 - JUNIOR (AT MINNESOTA)

- Started 18 of 19 games, averaging 30.2 mpg., 12.4 ppg., 5.7 apg., 4.4 rpg.
- Scored in double figures 12 times and also had double-digit efforts in assists and rebounds.
- Led UM in mpg. and apg., and she was second in ppg. and rpg.
- Had 108 assists (vs. 59 turnovers) in only 19 games.
- Was fourth for Minnesota with 23 three-pointers made.
- Connected on 77.3 percent (75-97) of her free-throw attempts.
- Had a season-best 23 points with eight assists and six rebounds vs. UTSA.
- Tallied 21 points, nine boards and five dimes vs. Arizona State.

2020-21 - SOPHOMORE (AT MINNESOTA)

- Named All-Big Ten Second Team by the coaches and All-Big Ten Honorable Mention by the media.

- Member of CoSIDA Academic All-District and Academic All-Big Ten Teams.
- Started all 18 games in which she played, missed the final three games due to injury.
- Averaged 14.5 points and 5.4 assists per game on the season, tying for the team lead in scoring and leading in dimes (98).
- Led the team in free throws made and attempted (59-79), defensive rebound average (4.3), minutes played (574:39) and steals per game (1.4).
- Ranked fifth in the Big Ten in 3-point percentage (35.2), sixth in threes made per game (2.1), 10th in assists (98) and 14th in free throw percentage (74.7).
- Reached double figures 15 times with three games of at least 20 points.
- Tallied season bests of 22 points, eight assists and seven rebounds vs. Maryland on Jan. 14.

2019-20 - FRESHMAN (AT MINNESOTA)

- Selected All-Big Ten Honorable Mention and Big Ten All-Freshman by coaches and media and earned Big Ten Freshman of the Week honors twice.
- Averaged 26.1 mpg., 12.1 ppg., 3.1 assists, 3.0 rpg. and 1.4 spg., starting the final 12 of her 31 games played.
- Ranked second on the team in scoring average, first in points and assists, second in steals, fourth in three-pointers and fifth in rebounds.
- Became the first freshman ever in program history to lead the team in assists.
- Led all Big Ten rookies in points per game (12.1) and free-throw percentage (75.6) and also led BIG freshmen in scoring in conference games only (13.1).
- Scored in double figures 19 times, with four efforts of 20 points or more.
- Tallied a season-high 24 points at Wisconsin, adding five rebounds, five assists and two steals.
- Hit 14 of 15 free throws at Ohio State and 10 of 10 vs. Rutgers.

SUMMER BASKETBALL

- Played with Michigan Crossover.

HIGH SCHOOL

- No. 78 overall player, No. 23 point guard, four-star rating by espnW HoopGurlz.
- Three-time all-state honoree.
- Averaged 18.4 points, 8.0 assists and 5.7 rebounds as a senior.
- Recorded 16.0 points per game during her junior season
- Helped lead her high school to back-to-back state championships in 2017 and 2018.

PERSONAL

- Full name is Jasmine Powell.
- Born April 4, 2001, in Detroit, Mich.

- Mother is Rhonda Powell.
- Mom is running for U.S. House seat to represent Michigan's 10th Congressional District.
- Siblings include brother Stelton and sisters Jalisa and Jessica.
- Majoring in journalism and electronic media.
- Interested include cooking and photography.
- Recipient of the Elinor F. Reed Women's Basketball Scholarship Endowment.
- Follow @jazzy3gang on Twitter and @jazzy.p4 on Instagram.

POWELL'S CAREER STATISTICS (AT MINNESOTA)

Season	GP-GS	MIN/MPG	FGs	FG Pct	3FGs	3FG Pct	FTs	FT Pct	O-R-Reb	RPG	PF-FO	Asst	TO	Blk	Stl	Pts	PPG
19-20	31-12	810/26.1	123-346	.355	30-100	.300	99-131	.756	15-79-94	3.0	68-0	96	99	5	44	375	12.1
20-21	18-18	575/31.9	82-222	.369	38-108	.352	59-79	.747	5-77-82	4.6	43-1	98	72	4	25	261	14.5
21-22	19-18	573/30.2	69-214	.322	23-74	.311	75-97	.773	15-68-83	4.4	38-1	108	59	7	17	236	12.4
Totals	68-48	1958/28.8	274-782	.350	91-282	.323	233-307	.759	35-224-259	3.8	149-2	302	230	16	87	872	12.8

2021-22 SEASON STATS

Points:	23 // UTSA, 11/28/21
Rebounds:	11 // Ohio, 12/15/22
Assists:	10 // Syracuse, 11/21/21
Steals:	3 // Ohio State, 1/15/22*
Blocks:	2 // North Carolina, 12/1/21
Field Goals:	9 // Arizona State, 11/12/21
3-Pointers:	4 // UTSA, 11/28/21
Free Throws:	10 // Jacksonville, 11/09/22
Minutes:	37 // Purdue, 1/27/22*

SEC HIGHS

Points:	N/A
Rebounds:	N/A
Assists:	N/A
Steals:	N/A
Blocks:	N/A
Field Goals:	N/A
3-Pointers:	N/A
Free Throws:	N/A
Minutes:	N/A

*Indicates most recent high

CAREER HIGHS

Points:	24 // Wisconsin, 2/6/20
Rebounds:	11 // Ohio, 12/15/21
Assists:	10 // Syracuse, 11/21/21
Steals:	5 // Bryant, 11/26/19
Blocks:	2 // North Carolina, 12/1/21*
Field Goals:	9 // Arizona State, 11/12/21
3-Pointers:	4 // UTSA, 11/28/21*
Free Throws:	14 // Ohio State, 2/13/20
Minutes:	47 // Rutgers, 2/2/20

NCAA HIGHS

Points:	N/A
Rebounds:	N/A
Assists:	N/A
Steals:	N/A
Blocks:	N/A
Field Goals:	N/A
3-Pointers:	N/A
Free Throws:	N/A
Minutes:	N/A



SARA PUCKETT

GUARD/FORWARD

1

SOPHOMORE • 1L • 6-2

MUSCLE SHOALS, ALA. • MUSCLE SHOALS H.S.

CAREER HONORS

- SEC Academic Honor Roll -- 2021-22
- VOLeaders Academy -- 2022-23
- SEC All-Freshman Team -- 2021-22
- SEC Freshman of the Week (12/7) -- 2021-22

2021-22 FRESHMAN

- Saw action in 33 games, averaging 19.5 minutes, 2.5 points, 2.8 rebounds, 2.0 assists and 0.9 steals per
- Appeared in all 34 games as a freshman and earned starts vs. Chattanooga and in the SEC opener vs. Alabama.
- Averaged 21.4 minutes, 6.4 points, 3.5 rebounds and 1.1 as-

- sists per game for the season.
- Her 23 three-pointers ranked third on the team and her 39 assists were fourth.
- Averaged 7.0 ppg. in the NCAA Tournament, shooting 50 percent on field goals and threes and 75 percent at the line.
- With a trip to the NCAA Sweet 16 on the line, she drained a three with 18 seconds left to give UT the lead over Belmont, finishing with 12 points and four rebounds.
- Earned SEC Freshman of the Week honors after dropping a career-high 15 points on 7-of-11 shooting to fuel a come-from-behind win at Virginia Tech.



PLAYERS

- Logged her first collegiate double-double with 10 points and a career-high 10 rebounds against Arkansas.
- Knocked down a career-best three treys en route to a career-high and team-leading 19 points against ETSU.
- Popped in 11 points vs. Kansas at the South Point Thanksgiving Shootout for her first double-figure scoring effort.
- Contributed eight points, four rebounds, two assists and a block in 26 key minutes during a road win at UCF.
- Chipped in eight points and seven rebounds in 24 minutes of action during UT's win at Vanderbilt.
- Finished with seven points and four rebounds in UT's NCAA First Round win over Buffalo.
- Tallied seven points, seven rebounds and a career-high five assists vs. Chattanooga in her first collegiate start.
- Scored all five of her points in the final four minutes of UT's win against Southern Illinois, including the go-ahead 3-pointer.

HIGH SCHOOL

- No. 28 overall player, No. 8 forward, 4.5-star rating by ProspectsNation.com.
- No. 43 overall player, No. 8 forward, four-star rating in the ESPNW 100.
- No. 43 overall player by All-Star Girls Report.
- No. 47 overall player by Blue Star.
- No. 59 in World Exposure Report.
- Alabama Gatorade Player of the Year (2021).
- WBCA All-America Honorable Mention (2021).
- Jersey Mike's Naismith High School All-America Honorable Mention (2021).
- Played in PassThaBall Who's NXT All-American Game (2021).
- Played in Alabama-Mississippi All-Star Game. (2021).
- Selected for AHSAA North-South All-Star Game (2020).
- Alabama MaxPreps Player of the Year (2021).
- ASWA 6A Player of the Year (2021).

- Three-time ASWA 6A All-State First Team (2019, 2020, 2021).
- ASWA 6A All-State Third Team (2018).
- TimesDaily 4A-7A Girls Player of the Year (2019, 2020, 2021).
- TimesDaily All-Area First Team (2018, 2019, 2020, 2021).
- Times Daily Overall Female Athlete of the Year (2019).
- Scored 2,349 points and pulled down 1,215 rebounds during her career.
- Averaged 20.6 ppg., 10.1 rpg., 2.6 apg., 2.3 spg. and 1.5 bpg. as a senior.
- Averaged 20.3 ppg., 11.4 rpg., 2.0 apg., 2.0 spg. and 1.2 bpg. as a junior.
- Played on the MSHS varsity since seventh grade.
- Participated in volleyball all four seasons at MSHS.

SUMMER BASKETBALL

- Teammates with Karoline Striplin in the Alabama Southern Starz program.
- Played on Tennessee's entry in the 2022 Red Bull USA Basketball 3X Nationals, helping the Lady Vols go 3-2 and advance to the quarterfinal round.
- Was UT's leader in two-point buckets (7) and third-leading scorer during its five-game tourney run.

PERSONAL

- Full name is Sara Frances Puckett.
- Born in Sheffield, Ala., on Nov. 12, 2002.
- Parents are Joey and Christy Puckett.
- Has an older brother (Jacob) and younger sister (Hanna).
- Mother played a season of basketball at the University of North Alabama.
- Majoring in kinesiology.
- Lists the trombone as an instrument she can play.
- Recipient of the Pat Pierce & Jack Goss Women's Athletic Endowed Scholarship.
- Follow @SaraPuckett13 on Twitter and @sara_puckett on Instagram.

PUCKETT'S CAREER STATISTICS

Season	GP-GS	MIN/MPG	FGs	FG Pct	3FGs	3FG Pct	FTs	FT Pct	O-R- Reb	RPG	PF-FO	Asst	TO	Blk	Stl	Pts	PPG
21-22	34-2	728/21.4	88-203	.433	23-77	.299	20-29	.690	39-79-118	3.5	51-0	39	50	6	16	219	6.4
Totals	34-2	728/21.4	88-203	.433	23-77	.299	20-29	.690	39-79-118	3.5	51-0	39	50	6	16	219	6.4

2021-22 SEASON HIGHS

Points:	19 // ETSU, 12/20/21
Rebounds:	10 // Arkansas, 1/31/22
Assists:	5 // Chattanooga, 12/27/21
Steals:	3 // Georgia, 1/23/22
Blocks:	2 // Arkansas, 1/31/22
Field Goals:	7 // ETSU, 12/20/21*
3-Pointers:	--
Free Throws:	3 // Georgia State, 12/12/21*
Minutes:	35 // Texas, 11/21/21

SEC HIGHS

Points:	10 // Arkansas, 1/31/22
Rebounds:	10 // Arkansas, 1/31/22
Assists:	4 // Miss. St., 2/24/22
Steals:	3 // Georgia, 1/23/22
Blocks:	2 // Arkansas, 1/31/22
Field Goals:	4 // Arkansas, 1/31/22
3-Pointers:	2 // Arkansas, 1/31/22
Free Throws:	1 // Vanderbilt, 2/13/22*
Minutes:	34 // Arkansas, 1/31/22

CAREER HIGHS

Points:	19 // ETSU, 12/20/21
Rebounds:	10 // Arkansas, 1/31/22
Assists:	5 // Chattanooga, 12/27/21
Steals:	3 // Georgia, 1/23/22
Blocks:	2 // Arkansas, 1/31/22
Field Goals:	7 // ETSU, 12/20/21*
3-Pointers:	--
Free Throws:	3 // Georgia State, 12/12/21*
Minutes:	35 // Texas, 11/21/21

NCAA HIGHS

Points:	12 // Belmont, 3/21/22
Rebounds:	4 // Belmont, 3/21/22*
Assists:	1 // Louisville, 3/26/22*
Steals:	--
Blocks:	--
Field Goals:	5 // Belmont, 3/21/22
3-Pointers:	1 // Belmont, 3/21/22*
Free Throws:	2 // Louisville, 3/26/22
Minutes:	24 // Belmont, 3/21/22

*Indicates most recent high



JESSIE RENNIE

GUARD

10

SENIOR • 3L • 5-8

BENDIGO, AUSTRALIA • BENDIGO SENIOR SECONDARY COLLEGE

CAREER HONORS

- SEC Academic Honor Roll -- 2021-22, 2020-21, 2019-20
- VOLeaders Academy -- 2020-21

2021-22 JUNIOR

- Saw action in 21 games, averaging 4.9 minutes, 0.6 points, 0.5 assists and 0.4 rebounds per contest.
- Scored a season-high six points while tying her career high of five assists over 23 minutes vs. ETSU.
- Knocked down a pair of treys in that outing vs. the Bucs, connecting on two of five attempts.
- Tallied two points and logged an assist in four minutes against Mississippi State.
- Recorded a steal, an assist and a rebound in UT's win over #25/23 Texas A&M.
- Dished out three assists and snagged a steal in 17 minutes of action against Georgia State.
- Traveled to Belize with teammate Tamari Key as part of a VOLeaders Academy trip between her sophomore and junior seasons.

2020-21 SOPHOMORE

- Averaged 0.7 ppg and 0.7 rpg., appearing in 14 contests.
- Scored a season-high four points and added three assists and a rebound vs. Furman.
- Doled out a career-high five assists against UNCG while adding three points and a rebound in a season-most 22 minutes.
- Recorded a career-high three steals in 10 minutes of action against ETSU.
- Pulled down a career-topping three boards in the opener vs. Western Kentucky.

2019-20 FRESHMAN

- Came off the bench in 30 games to average 2.7 ppg. and shoot 43.9 percent from the field in her first year.
- Fired in 25 three-pointers in 54 attempts to rank third on the team in treys made and first in three-point field goal percentage (.463).
- Her .463 three-point shooting percentage was the second-highest for a season in UT history behind only Dena Head (25-51, .490).
- Started the year three of 15 (.200) from long range over her first eight games before shooting a toasty 22 of 39 (.563) during her final 22 appearances of the season.
- Had a breakout game against Howard, knocking down five of seven from the arc to score a career-high 16 points in 19 minutes of duty.
- Four games later, she went three of three on treys at Ole Miss and connected on both free throw tries to finish with 11 points.

ish with 11 points.

- During a four-game span vs. No. 22/25 Arkansas, Vanderbilt, Ole Miss and Auburn late in the season, she went a combined seven of 13 (.538) against those SEC foes.
- Best effort during that stint came at Arkansas, where she was three of four for nine points in 13 minutes against the Razorbacks.
- Had her first game with multiple treys, firing in two in three attempts to net a (then) career-high eight points against Colorado State.

HIGH SCHOOL

- Attended Bendigo Senior Secondary College
- Competed for the Bendigo Spirit of the Women's National Basketball League and the Bendigo Lady Braves of the South East Australian Basketball League.
- Despite her youth compared to the other participants, Rennie rose through the ranks of the club circuit to earn a roster spot with the Bendigo Lady Braves.
- She played in 10 games her first year in 2016 for the Lady Braves at 15 years of age, hitting 14 of 39 field goals (.359), including 13 of 34 beyond the arc (.382). She was a perfect two of two from the free throw line and averaged 4.3 ppg.
- She saw duty in 25 games in 2017 for the Lady Braves, connecting on 56 of 128 field goal tries (.438), knocking down 32 of 88 (.364) shots from beyond the arc.
- She was 11 of 12 at the charity stripe and put up 6.2 ppg.
- In 2018, she was selected as a development player for the Bendigo Bank Spirit in the Women's National Basketball League (WNBL).
- Rennie, though, missed all of the 2018 season after suffering a torn ACL in late 2017.

PERSONAL

- Full name is Jessie Taylah Rennie.
- Born on May 17, 2000, in Numurkah, Victoria, Australia.
- Parents are Dave and Sharon Rennie.
- Has one sister: Taylah Rennie.
- Is the third-ever international player for the Lady Vols and second Australian.
- Majoring in therapeutic recreation.
- Recipient of the Jim Stockdale Basketball Scholarship Endowment.
- Follow @jessrennie_11 on Twitter and @jessrennie10 on Instagram.

RENNIE'S CAREER STATISTICS

Season	GP-GS	MIN/MPG	FGs	FG Pct	3FGs	3FG Pct	FTs	FT Pct	O-R- Reb	RPG	PF-FO	Asst	TO	Blk	Stl	Pts	PPG
19-20	30-0	374/12.5	25-57	.439	25-54	.463	5-5	1.000	9-15-24	0.8	28-0	21	17	0	8	80	2.7
20-21	14-0	112/8.0	3-19	.158	1-14	.071	3-4	.750	5-5-10	0.7	6-0	10	7	0	5	10	0.7
21-22	21-0	103/4.9	4-21	.190	2-17	.118	2-4	.500	1-8-9	0.4	9-0	11	4	0	2	12	0.6
Totals	65-0	589/9.1	32-97	.330	28-85	.329	10-13	.769	15-28-43	0.7	43-0	42	28	0	15	102	1.6

GENERAL

STAFF

PLAYERS

REVIEW

HISTORY

FACILITIES

NCAA

SEC

RECORDS

MEDIA INFO



2021-22 SEASON HIGHS

Points:	6 // ETSU, 12/20/21
Rebounds:	2 // Chattanooga, 12/27/21*
Assists:	5 // ETSU, 12/20/21
Steals:	1 // Texas A&M, 1/6/22*
Blocks:	--
Field Goals:	2 // ETSU, 12/20/21
3-Pointers:	2 // ETSU, 12/20/21
Free Throws:	1 // Alabama, 3/4/22*
Minutes:	23 // ETSU, 12/20/21

SEC HIGHS

Points:	11 // Ole Miss, 1/9/20
Rebounds:	2 // Auburn, 3/1/20*
Assists:	2 // LSU, 1/26/20
Steals:	1 // Texas A&M, 1/6/22*
Blocks:	--
Field Goals:	3 // Arkansas, 2/20/20*
3-Pointers:	3 // Arkansas, 2/20/20*
Free Throws:	2 // Ole Miss, 1/9/20
Minutes:	20 // Florida, 1/16/20

*Indicates most recent high

CAREER HIGHS

Points:	16 // Howard, 12/19/19
Rebounds:	3 // W. Kentucky, 11/28/20
Assists:	5 // ETSU, 12/20/21*
Steals:	3 // ETSU, 12/1/20
Blocks:	--
Field Goals:	5 // Howard, 12/19/19
3-Pointers:	5 // Howard, 12/19/19
Free Throws:	2 // Lipscomb, 12/28/20*
Minutes:	24 // ETSU, 11/5/19

NCAA HIGHS

Points:	--
Rebounds:	1 // Middle Tenn., 3/21/21
Assists:	--
Steals:	--
Blocks:	--
Field Goals:	--
3-Pointers:	--
Free Throws:	--
Minutes:	2 // Middle Tenn., 3/21/21



KAROLINE STRIPLIN

FORWARD

11

SOPHOMORE • 1L • 6-3
HARTFORD, ALA. • GENEVA COUNTY H.S.

CAREER HONORS

- SEC Academic Honor Roll -- 2021-22

2021-22 FRESHMAN

- Saw action in 25 games, averaging 6.9 minutes, 2.6 points, and 2.1 rebounds per outing.
- Hit 44.4 percent of her attempts from the field and 77.3 percent from the charity stripe.
- Averaged 11.5 minutes during the SEC Tournament, producing 4.5 ppg. and shooting 50 percent from the field.
- Put up 3.0 ppg. and 2.7 rpg. and shot 75 percent during the NCAA Tournament, averaging seven minutes per contest.
- Hit double figures in back-to-back games during the non-conference schedule, going 10 of 10 from the free-throw line.
- Had an 8-of-8 effort at the line vs. ETSU, scoring 10 points and pulling down four rebounds.
- Followed with a 2-of-2 night at the charity stripe and 5-of-7 spree from the field, contributing season highs of 20 minutes, 12 points and nine boards vs. Chattanooga.
- Saw 13 productive minutes vs. Louisville in the NCAA Sweet 16, logging seven points, six rebounds and a block, hitting both shots from the field and three of four free throws.
- Played 12 minutes against Kentucky in the semifinals of the SEC Tournament, tallying seven points, a block, an assist and a steal.
- Finished with seven points and seven rebounds in 19 minutes of action against Georgia State, both bests at the time.

- Hit her first collegiate 3-pointer against Mississippi State, playing eight minutes and finishing with three points.
- Scored four points and grabbed a rebound in one minute of duty at UConn.
- Scored two points and grabbed a board over four minutes' time in her collegiate debut against Southern Illinois.

HIGH SCHOOL

- No. 39 overall player, No. 12 forward, four-star rating by ProspectsNation.com.
- No. 45 overall player, No. 9 forward, four-star prospect in the ESPNW 100.
- No. 49 overall player by Blue Star.
- No. 58 in World Exposure Report.
- No. 64 overall player by All-Star Girls Report.
- WBCA All-America Honorable Mention (2021)
- Named 2021 Alabama Sports Writers Association Miss Basketball, becoming the fifth Lady Vol signee to earn that honor after Gwen Jackson (1998), Tasheika Morris (1999), Sidney Spencer (2003) and Jasmine Jones (2012) did so previously.
- ASWA 2A Player of the Year (2021) and finalist (2019, 2020).
- Al.com Girls State Athlete of the Year (2021).
- Three-time ASWA 2A All-State First Team (2019, 2020, 2021).
- ASWA 2A All-State Second Team (2018).
- Named MVP of the 2021 Alabama-Mississippi All-Star Game, tallying 17 points, eight rebounds.
- Selected for AHSAA North-South All-Star in basketball (2020, 2021).

- Dothan Eagle Super 12 honoree (2018, 2019, 2020, 2021), earning player of the year as a senior.
- Tallied 2,914 points and 2,043 career points, becoming only the third player in Alabama girls' hoops history to card 2,000 in each category.
- Posted career highs of 41 points and 28 rebounds.
- Averaged 26.8 ppg., 16.8 rpg., 6.2 bpg., 5.6 apg. and 4.2 spg. while shooting 59 percent from the field as a senior, playing center, forward and guard for Geneva County High School.
- Recorded a double-double in all 25 games as a senior, including 10 triple-doubles and a quadruple-double.
- Hit 86.7 percent at the free-throw line (177-204) in 2020-21, averaging 8.2 attempts and 7.1 makes per contest.
- Set an Alabama H.S. single-season record with 44-consecutive free throws in 2020-21, tying for eighth nationally and also had another streak of 22 straight.
- Improved free throw shooting from 49.6 percent to 75.7 to 77.1 to 86.7 during her four years, finishing at 72.2 (564-781).
- Averaged 21.2 ppg., 13.3 rpg., 5.7 bpg., 3.4 apg. and 3.2 spg. while shooting 54 percent from the field as a junior.
- Posted 25.1 ppg., 15.8 rpg., 4.2 bpg., 2.6 spg. and 1.4 bpg. as a sophomore, hitting at a 53-percent clip from the floor and 76 percent at the line.
- Helped GCHS to a state championship as an eighth grader in 2017, earning tournament MVP honors after coming off the bench to tally 11 points, 15 rebounds and seven blocked shots in the title game.
- Alabama Volleyball High School Coaches Association Class 1A/2A First Team selection as a senior.
- Competed in shot, discus, javelin and mile run as a senior, qualifying for the 2A state meet in the first three events and placing second, fifth and 14th, respectively.
- Earned 2021 salutatorian honors and was a member of National Honor Society, FBLA, SGA and FCA.

■ STRIPLIN'S CAREER STATISTICS

Season	GP-GS	MIN/MPG	FGs	FG Pct	3FGs	3FG Pct	FTs	FT Pct	O-R- Reb	RPG	PF-FO	Asst	TO	Blk	Stl	Pts	PPG
21-22	25-0	174/7.0	24-54	.444	1-7	.143	17-22	.773	27-25-52	2.1	22-0	4	14	6	3	66	2.6
Totals	25-0	174/7.0	24-54	.444	1-7	.143	17-22	.773	27-25-52	2.1	22-0	4	14	6	3	66	2.6

■ 2021-22 SEASON HIGHS

Points:	12 // Chattanooga, 12/27/21
Rebounds:	9 // Chattanooga, 12/27/21
Assists:	1 // Kentucky, 3/5/22*
Steals:	1 // Buffalo, 3/19/22*
Blocks:	1 // Louisville, 3/26/22*
Field Goals:	5 // Chattanooga, 12/27/21
3-Pointers:	1 // Mississippi State, 2/24/22
Free Throws:	8 // ETSU, 12/20/21
Minutes:	20 // Chattanooga, 12/27/21

■ SEC HIGHS

Points:	3 // Miss. St., 2/24/22
Rebounds:	3 // LSU, 2/27/22
Assists:	1 // Vanderbilt, 1/13/22*
Steals:	--
Blocks:	1 // Alabama, 12/30/21
Field Goals:	1 // Miss. St., 2/24/22
3-Pointers:	1 // Miss. St., 2/24/22
Free Throws:	--
Minutes:	8 // Miss. St., 2/24/22

SUMMER BASKETBALL

- Teammates with fellow Lady Vol Sara Puckett in the Alabama Southern Starz program.

PERSONAL

- Full name is Karoline Elizabeth Striplin.
- Born on Aug. 26, 2003, in Opelika, Alabama.
- Parents are Jim Bob and Karie Striplin.
- Mom is head basketball coach at Geneva County High School.
- Father is athletic director, football coach and assistant girls' basketball coach at GCHS.
- Father played football and mother played softball at Auburn.
- Uncle Joey Striplin played football at Valdosta State and another uncle, Sam Striplin, played basketball at Chipola Junior College.
- Admires the playing styles of Candace Parker, Larry Bird and Kevin McHale.
- In a chance meeting as a sophomore at an elite basketball camp, former Indiana State men's coach Bill Hodges told Striplin she was the best post player he'd seen since Larry Bird.
- Chose UT over close to 30 schools, including NC State, Oregon and UCLA.
- Also participated in volleyball, track & field, golf and softball in high school.
- Majoring in journalism and electronic media.
- Plays guitar.
- Recipient of the Abby Conklin Scholarship #52 LVFL Endowed Scholarship.
- Follow @karostriplin on Twitter and @ayoitskaro on Instagram.

■ CAREER HIGHS

Points:	12 // Chattanooga, 12/27/21
Rebounds:	9 // Chattanooga, 12/27/21
Assists:	1 // Kentucky, 3/5/22*
Steals:	1 // Buffalo, 3/19/22*
Blocks:	1 // Louisville, 3/26/22*
Field Goals:	5 // Chattanooga, 12/27/21
3-Pointers:	1 // Mississippi State, 2/24/22
Free Throws:	8 // ETSU, 12/20/21
Minutes:	20 // Chattanooga, 12/27/21

■ NCAA HIGHS

Points:	7 // Louisville, 3/26/22
Rebounds:	6 // Louisville, 3/26/22
Assists:	--
Steals:	1 // Buffalo, 3/19/22
Blocks:	1 // Louisville, 3/26/22
Field Goals:	2 // Louisville, 3/26/22
3-Pointers:	--
Free Throws:	3 // Louisville, 3/26/22
Minutes:	13 // Louisville, 3/26/22





MARTA SUÁREZ

GUARD/FORWARD

33

R-SOPHOMORE • 1L • 6-3

OVIEDO, SPAIN • JOAQUIM BLUME INSTITUTE

CAREER HONORS

- VOLeaders Academy -- 2021-22
- SEC Academic Honor Roll -- 2020-21
- SEC All-Freshman Team -- 2020-21
- SEC Freshman of the Week (1/26) -- 2020-21

2021-22 SOPHOMORE

- Missed the season while recovering from a lower extremity injury.

2020-21 FRESHMAN

- Earned SEC All-Freshman Team honors in 2020-21 after playing 22 games and starting the first 14 for the Lady Vols.
- Averaged 4.1 ppg., 3.6 rpg. and 16 mpg., shooting 41 percent from the field and 75 percent from the free-throw line.
- Was averaging 6.4 ppg., 5.6 rpg. and 21.8 mpg. through 13 contests before a lower leg injury limited her ability to practice and play, and ultimately ended her season early.
- Scored 11 points while adding six rebounds and four assists in her first game on Rocky Top vs. Western Kentucky, becoming one of just 23 Lady Vol freshmen to start in her debut.
- The 11 points in her first game at Tennessee made her one of just 45 Lady Vols all-time to score in double digits in their debut.
- Was named SEC Freshman of the Week after averaging 8.0 points and 5.0 rebounds while shooting 63.6 percent from the field through games against No. 3/5 UConn and No. 12 Kentucky.
- Turned in 10 points, six rebounds and a steal against the Huskies in a barn-burner in Knoxville and followed that up with six points and four boards vs. the Wildcats in a UT victory.
- Tallied eight points, six rebounds, an assist and a steal in 22 minutes at home vs. Georgia.
- Scored nine points and grabbed a team-high seven rebounds against UNCG.
- Pulled down a season-high eight rebounds and chipped in two points against ETSU.
- Led the team in rebounding for the second time this season against Furman, tallying a season-high-tying eight boards, seven points and three assists.
- Despite her physical limitations, she was a spark off the bench at Texas A&M, connecting on two of three from beyond the arc to finish with six points in 16 minutes.

INTERNATIONAL BASKETBALL

- Suárez represented Spain at the 2021 FIBA U19 Women's World Cup from Aug. 7-15 in Debrecen, Hungary.
- She averaged 171 minutes of play and contributed 6.7 points, 5.0 rebounds, 1.6 assists and 1.3 steals per outing as the Spaniards finished seventh.
- Also donned her nation's colors at the 2018 FIBA U16 Women's European Championship from Aug. 17-25 in Kaunas, Lithuania.
- Helped her native country place third, seeing 16.9 minutes of action in seven tourney games.
- She averaged 7.0 points, 2.9 rebounds, 1.9 steals and 1.4 assists while shooting 51.1 percent from the field.
- She had an average plus/minus of 15, with only one game below 12 and five at 15 or more.
- Coming off the bench in five of seven contests, Suárez had bests of 15 points (on 7-of-9 shooting) and six rebounds vs. Belgium.

HIGH SCHOOL

- Attended Joachim Blume Institute.
- Was a four-star Blue Star Europe prospect.
- Played 2019-20 season with Segle XXI Barcelona in Spain's LF2 League, starting for that club.
- Led that team by averaging 12.7 ppg. and 5.6 rpg.
- She shot 46 percent from the field, 34.6 percent on three pointers and 73.3 percent from the free throw line.
- She connected on 27 treys in 20 games played.

PERSONAL

- Full name is Marta Suárez Rodríguez.
- Born in Oviedo, Asturias, Spain, on May 7, 2002.
- Parents are Maximino Suárez Diaz and Marisa Rodríguez Medina.
- Has one sibling, brother Alejandro Suárez Rodríguez.
- Fourth international player in Lady Vol history but the first from Spain.
- Chose UT over Duke and Washington.
- Former teammate Mamá Demele signed with SEC foe Missouri.
- Enjoys playing guitar, art and singing.
- Majoring in journalism and electronic media.
- Recipient of the Randall Keith Nutt Athletic Scholarship Endowment.
- Follow @Martasuareszzz on Twitter and @martushk on Instagram.

■ SUÁREZ'S CAREER STATISTICS

Season	GP-GS	MIN/MPG	FGs	FG Pct	3FGs	3FG Pct	FTs	FT Pct	O-R- Reb	RPG	PF-FO	Asst	TO	Blk	Stl	Pts	PPG
20-21	22-14	352/16.0	37-91	.407	8-27	.296	9-12	.750	26-54-80	3.6	30-0	18	39	1	8	91	4.1
Totals	22-14	352/16.0	37-91	.407	8-27	.296	9-12	.750	26-54-80	3.6	30-0	18	39	1	8	91	4.1

2021-22 SEASON HIGHS

Points:	--
Rebounds:	--
Assists:	--
Steals:	--
Blocks:	--
Field Goals:	--
3-Pointers:	--
Free Throws:	--
Minutes:	--

SEC HIGHS

Points:	8 // Georgia, 1/14/21
Rebounds:	7 // Arkansas, 1/7/21
Assists:	3 // Arkansas, 1/7/21
Steals:	2 // Arkansas, 1/7/21
Blocks:	--
Field Goals:	3 // Kentucky, 1/24/21
3-Pointers:	2 // Texas A&M, 2/14/21
Free Throws:	1 // Georgia, 1/14/21
Minutes:	25 // Alabama, 1/17/21*

*Indicates most recent high

CAREER HIGHS

Points:	11 // W. Kentucky, 11/28/20
Rebounds:	8 // Furman, 12/10/20*
Assists:	4 // W. Kentucky, 11/28/20
Steals:	2 // Arkansas/1/7/21
Blocks:	1 // UNCG, 12/20/20
Field Goals:	4 // UConn, 1/21/21*
3-Pointers:	2 // Texas A&M, 2/14/21*
Free Throws:	3 // UNCG, 12/20/20
Minutes:	34 // Indiana, 12/17/20

NCAA HIGHS

Points:	--
Rebounds:	--
Assists:	--
Steals:	--
Blocks:	--
Field Goals:	--
3-Pointers:	--
Free Throws:	--
Minutes:	--



JORDAN WALKER

GUARD

4

GRADUATE • 2L • 5-8

MUSKEGON, MICH. • MONA SHORES H.S. • WESTERN MICHIGAN

CAREER HONORS

- SEC Academic Honor Roll -- 2021-22
- WBCA "So You Want To Be A Coach" Program -- 2021-22
- SEC Academic Honor Roll -- 2020-21
- All-Mid-American Conference Third Team -- 2019-20
- Team Co-Most Improved Player -- 2017-18

2021-22 - REDSHIRT SENIOR (AT TENNESSEE)

- One of three players to start all 34 games, Jordan averaged 7.6 points, 4.1 rebounds, 3.4 assists and 1.1 steals.
- Led Tennessee in assists (115) and steals (38), and was fourth in rebounds (141) and three-pointers (22).
- Elevated her scoring and rebounding numbers to 9.1 and 4.4 in conference games and to 9.7 and 5.0 during the NCAA Tournament.
- Tied Jordan Horston with 10 games of five or more assists, including a career-best 10 vs. Kentucky on March 5.
- Led the team with nine charges taken and paced the Lady Vols in steals 15 times.
- Scored in double figures on 11 occasions.
- Carded her Lady Vol best with 17 points on 4-of-4 shooting beyond the arc vs. Virginia Tech, adding seven rebounds and five assists in the win.
- Also tallied 17 at Auburn on 7-of-11 accuracy from the field, including a 2-for-3 night from long range.
- Fighting through illness, finished with 13 points, five boards and five assists in UT's overtime win over No. 12/21 Texas.

- Recorded her 1,000th career point against #25/23 Texas A&M, finishing with nine points and five assists on the night.
- Opened SEC play with 16 points, six rebounds and six assists at home. vs. Alabama.
- Turned in 13 points, seven rebounds and four assists against Buffalo in the NCAA First Round.
- Closed the season with 10 points, four assists, two steals and an assist vs. #4/4 Louisville.
- Turned in 11 points and set new season and SEC highs with four steals against #1/1 South Carolina.
- Logged 13 points, seven rebounds, three assists and a steal in UT's win at Arkansas.
- Stepped up big in UT's season-opening win against Southern Illinois, leading the Lady Vols with 14 points, five boards, three assists, one block and a steal, with nine of her points and four rebounds coming in the fourth quarter alone.

2020-21 - REDSHIRT JUNIOR (AT TENNESSEE)

- Averaged 5.4 ppg., 4.5 rpg. and 2.3 apg. over 22.1 minutes per contest in her first season at Tennessee in 2020-21.
- Played in all 25 games as a redshirt junior, starting the first four and the final eight.
- Scored in double figures on three occasions, notching a career-high 14 on five-of-seven shooting vs. Furman.
- Became one of only four transfers to start in her debut, scoring 13 points and dishing out four assists vs. WKU.



- Is one of just 45 Lady Vols all-time to score in double figures in a debut.
- Led UT in scoring against South Carolina in the SEC Tournament semifinals, notching 11 points and five rebounds in 29 minutes of action.
- Narrowly missed a double-double against Middle Tennessee in the NCAA First Round, scoring nine points and pulling down a career-high 14 rebounds.
- Pulled down 10 boards at Missouri to lead the Lady Vols in rebounding while adding five points.
- Recorded an SEC-high nine points against Florida while dishing out three assists.
- Started at home vs. South Carolina, playing a season-high 31 minutes and turning in six points, four rebounds and three assists.
- Led UT in steals (3) and assists (5) against UConn, setting new season highs in both while adding four points and four rebounds. Narrowly missed a double-double against MT, scoring nine points and pulling down a career-high 14 rebounds.
- Logged seven points, three assists and five rebounds in her SEC debut against No. 13 Arkansas.
- Tennessee's fourth all-time graduate transfer.

CAREER (AT WESTERN MICHIGAN)

- Started 54 of 64 games at Western Michigan in two full playing seasons.
- Averaged 11.8 points, 4.9 rebounds, 2.2 assists and 1.8 steals during that time.
- Scored in double figures in 38 of 64 contests and posted three double-doubles during her time in Kalamazoo.
- Has posted 12 games of 20 or more points, including two of 30+.

2019-20 - REDSHIRT SOPHOMORE (AT WMU)

- Started and scored in all 31 games, averaging 32.5 mpg., 16.0 ppg., 6.2 rpg., 2.5 apg. and 2.1 spg.
- Averaged 20.8 ppg., 8.0 rebounds and 3.4 three-pointers made over the last five contests as a redshirt sophomore.
- Hit 39 percent of field goals (185 of 480) and 32 percent on three-pointers (66 of 208) on the season.
- Led the team in minutes (1,007), scoring (495 points), field goals made (185), three-point field goals made (66) and steals (65), and was second in rebounds (191) and third in free throws made (59) and assists (76).
- That season point total ranked No. 9 all-time at WMU, while she was 11th in three pointers made.
- Finished fourth in the Mid-American Conference in steals (65), sixth in steals per game (2.1) and three-pointers made (66) and ninth in points per game (16.0) and three-pointers made per game (2.1).
- Made at least one three-pointer in 28 of 31 games and pulled down two or more caroms in all 31 games, including 23 contests with five or more boards.
- Scored in double figures in 27 games and had double-doubles (pts./rebs.) vs. Ball State (21/11) on March 7 and Bowling Green (21/10) on March 9.
- Posted 11 20+ scoring games along the way.
- Poured in a career-high 33 points against Northern Illinois on Feb. 29, knocking down career-bests of 13 field goals and seven three-pointers.
- Went 11-of-19 with 27 points vs. Chicago State on Dec. 14.
- Produced a 26-point outburst on 10-of-15 marksmanship with seven rebounds and four assists vs. New Mexico State on Nov. 30.

2018-19 - SOPHOMORE (AT WMU)

- Missed the entire season due to medical reasons.

2017-18 - FRESHMAN (AT WMU)

- Played in all 33 games, earning starts on 23 occasions en route to team co-most improved player accolades.
- Averaged 7.9 ppg., 3.8 rpg., 2.0 apg. and 1.6 spg.
- Scored in double figures 11 times during her rookie season and had one double-double.
- Led the squad in three-point field goals made (41) while shooting 32.0 percent from behind the arc.
- Finished second on the team in assists (66) and steals (53).
- Fired in a season-high 32 points on 11 of 16 shooting vs. Bowling Green on March 5 in the MAC Championship First Round, including a season-best five three-pointers on eight attempts.
- Also had a 4-of-4 effort vs. Central Michigan and 4-of-5 showings vs. ETSU and Northern Illinois from behind the arc.
- Posted a double-double of 15 points and a career-best 12 rebounds at Bowling Green on Feb. 7.
- Tallied 11 points in her college debut vs. New Mexico on Nov. 10.

SUMMER BASKETBALL

- Played on Tennessee's entry in the 2022 Red Bull USA Basketball 3X Nationals, helping the Lady Vols go 3-2 and advance to the quarterfinal round.
- Was UT's second-leading scorer and also was second in two-point buckets (5) during its five-game run in the tourney.

HIGH SCHOOL

- Named Miss Basketball in Michigan (2016-17)
- Averaged 22 points, eight rebounds, five steals and four assists as a senior at Mona Shores.
- Ranks No. 1 in points and assists, No. 2 in rebounds and No. 3 in steals in MSHS history.
- Team won or shared four OK Black Conference titles.
- Mona Shores won three Class A district titles.

PERSONAL

- Full name is Jordan Danielle Walker.
- Nickname is "Jojo."
- Born on Feb. 7, 1999.
- Parents are Jarvis and Danielle Walker.
- Father (1985-1989) and mother (1987-91) both had decorated basketball careers at Ferris State University.
- Father was the 1989 GLIAC Player of the Year, a three-time first-team all-league honoree and went on to play professionally in Germany after leading FSU to three NCAA Division II Tournament appearances.
- Mother was team MVP in 1990 and 1991, led the team in scoring and rebounding three times and was inducted into FSU Hall of Fame in 2007.
- Siblings include sister Jasmyn and brother Jarvis.
- Jasmyn was a two-year letterwinner at Western Michigan (2017-19).
- Jordan graduated from WMU in 2020 with a bachelor's degree in political science and a minor in communications.
- Completed a master's in business administration (MBA) at UT in 2022 with a concentration in entrepreneurship and innovation.
- Pursuing a second master's degree in agricultural leadership, education and communication.
- Interned with PepsiCo during the summer of 2021
- Recipient of the Richard & Donna Fraser Winners' Circle Scholarship for Off-Guards.
- Follow @_jorw on Twitter and @_jojowinnin on Instagram.

WALKER'S CAREER STATISTICS (FIRST THREE YEARS AT WMU)

Season	GP-GS	MIN/MPG	FGs	FG Pct	3FGs	3FG Pct	FTs	FT Pct	O-R- Reb	RPG	PF-FO	Asst	TO	Blk	Stl	Pts	PPG
17-18	33-23	786/23.8	95-249	.382	41-128	.320	29-41	.707	27-98-125	3.8	78-3	66	48	8	53	262	7.9
18-19	DNP																
19-20	31-31	1,007/32.5	185-480	.385	66-208	.317	59-97	.608	56-135-191	6.2	106-4	76	82	3	65	495	16.0
20-21	25-13	552/22.1	48-142	.338	15-58	.259	23-39	.590	31-82-113	4.5	50-0	57	58	4	22	134	5.4
20-22	34-34	924/27.2	93-273	.341	22-87	.253	52-84	.619	32-109-141	4.1	79-0	115	84	7	38	260	7.6
Totals	123-101	3265/26.5	421-1144	.368	144-481	.299	163-261	.625	146-424-570	4.6	313-7	314	272	22	178	1149	9.3

2021-22 SEASON HIGHS

Points:	17 // Auburn, 1/27/22*
Rebounds:	8 // Miss. St., 2/24/22*
Assists:	10 // Kentucky, 3/5/22
Steals:	4 // S. Carolina, 2/20/22
Blocks:	1 // Belmont, 3/21/22*
Field Goals:	7 // Auburn, 1/27/22*
3-Pointers:	4 // Virginia Tech, 12/5/21
Free Throws:	7 // Southern Ill., 11/10/21
Minutes:	39 // Virginia Tech, 12/5/21

CAREER HIGHS

Points:	33 // N. Illinois, 2/29/20
Rebounds:	14 // Middle Tenn., 3/21/21
Assists:	10 // Kentucky, 3/5/22
Steals:	5 // E. Michigan, 3/4/20*
Blocks:	1 // Belmont, 3/21/22*
Field Goals:	13 // N. Illinois, 2/29/20
3-Pointers:	7 // N. Illinois, 2/29/20
Free Throws:	7 // Southern Illinois, 11/10/21*
Minutes:	45 // Ball State, 3/7/20*

SEC HIGHS

Points:	17 // Auburn, 1/27/22
Rebounds:	10 // Missouri, 2/25/21
Assists:	7 // Miss. St., 2/24/22
Steals:	4 // S. Carolina, 2/20/22
Blocks:	1 // Florida, 2/3/22*
Field Goals:	7 // Auburn, 1/27/22*
3-Pointers:	2 // Auburn, 1/27/22*
Free Throws:	6 // Arkansas, 1/2/22
Minutes:	38 // Alabama, 12/30/21

NCAA HIGHS

Points:	13 // Buffalo, 3/19/22
Rebounds:	14 // Middle Tenn., 3/21/21
Assists:	8 // Belmont, 3/21/22
Steals:	2 // Louisville, 3/26/22
Blocks:	1 // Belmont, 3/21/22
Field Goals:	5 // Louisville, 3/26/22
3-Pointers:	1 // Michigan, 3/23/21
Free Throws:	5 // Buffalo, 3/19/22
Minutes:	38 // Michigan, 3/23/21



KAIYA WYNN

GUARD

5

SOPHOMORE • 1L • 6-0
RICHMOND, TEXAS • FOSTER H.S.

CAREER HONORS

- SEC Academic Honor Roll -- 2021-22

2021-22 - FRESHMAN

- Played in 30 games, averaging 8.2 minutes, 2.3 points and 2.0 rebounds as a freshman.
- Shot 46.7 percent from the field and 72.7 from the free-throw line in SEC play
- Suffered a facial injury during the season that slowed her progress, but she saw more action as the year wore on and logged 12 or more minutes in four of Tennessee's last seven games.
- Recorded her first double-double as a Lady Vol, setting career highs in points (12), rebounds (10) and assists (5) vs. ETSU.
- Tallied eight points and two boards in 15 minutes against Oklahoma State at the South Point Thanksgiving Shoot-out.
- Contributed three points and five rebounds in UT's win

over Belmont in the NCAA Second Round.

- Saw 17 minutes of action against Kentucky in the SEC Tournament, setting a new SEC high of six boards while scoring three points.
- Played 18 minutes against Mississippi State, scoring four points and dishing out four assists.
- Was on the court for nine minutes against No. 1/1 South Carolina, scoring four points and grabbing two rebounds.
- Saw 10 minutes of action in her SEC debut, logging three points, five rebounds and an assist vs. Alabama.
- Finished with four points and four boards in UT's win against No. 23/22 South Florida.
- Recorded one point and one rebound in 13 minutes of action during her collegiate debut against Southern Illinois



PLAYERS

HIGH SCHOOL

- No. 39 overall player by Blue Star.
- No. 46 overall player by World Exposure Report.
- No. 46 overall player by All-Star Girls Report.
- No. 62 overall player, No. 25 guard, four-star rating in the ESPNW 100.
- No. 100 overall player, No. 32 guard, four-star rating by ProspectsNation.com.
- Played in 2021 PassThaBall Who's NXT All-American Game.
- Played in 2021 TABC and VYPE GHAGBA All-Star Games.
- Texas 5A Player of the Year and All-State First Team (2021), becoming Foster High's first hooper to win state player of the year honors.
- District 24 5A MVP (2021).
- District 24 All-Academic Team (2021).
- Houston Chronicle and VYPE All-Public School First Team (2021).
- All-Region (2018, 2019, 2020, 2021).
- DII AA Miss Basketball runner-up (2019, 2020).
- TSWA DII-AA All-State (2018, 2019, 2020).
- TSSAA All-State Tournament Team (2019, 2020).
- Surpassed a combined 2,000 career points during her prep career.
- Career highs include 40 points, 20 rebounds, 12 assists and 10 steals.
- Averaged 29.0 ppg., 10.8 rpg., 5.4 spg., 3.6 apg. and 1.2 bpg. as a senior in 2020-21 while shooting 54 percent from the field and 73 percent from the charity stripe.
- Averaged 15.3 ppg., 6.1 rpg., 2.3 spg. as a junior at Ensworth (Tenn.) H.S.
- Led Ensworth to a DII AA state title (2019, 2020) as a sophomore and junior with 29-0 and 29-2 records.

- Participated in track for three seasons.
- Two-time Tennessee DII-AA state pentathlon champion (2018, 2019).
- Also claimed state titles in the 4x400m relay (2018, 2019) as well as the 400 meters and 4x200m relay (2019).
- Graduated with a 4.0 GPA.

SUMMER BASKETBALL

- Played on Tennessee's entry in the 2022 Red Bull USA Basketball 3X Nationals, helping the Lady Vols go 3-2 and advance to the quarterfinal round.
- Kentucky Premier teammates with UT classmate Brooklyn Miles.
- Former Kentucky men's basketball standout Anthony Epps was one of their coaches.ProspectsNation.com.

PERSONAL

- Full name is Kaiya Monét Wynn.
- Born on May 23, 2003, in Memphis, Tenn.
- Parents are Donald and KK Wynn.
- Father played basketball at the University of Alabama - Huntsville.
- Has two brothers (Dante and Dominic) and a sister (Kimmora).
- Dante signed to play football at the U.S. Air Force Academy.
- Chose UT over Louisville and NC State among others.
- Majoring in kinesiology.
- Recipient of the Holly Warlick Basketball Scholarship Endowment.
- Follow @kaiyaw_2 on Twitter, kaiyawynn on Instagram, kaiyaw34 on Snapchat and kaiyawynn on TikTok.

WYNN'S CAREER STATISTICS

Season	GP-GS	MIN/MPG	FGs	FG Pct	3FGs	3FG Pct	FTs	FT Pct	O-R- Reb	RPG	PF-FO	Asst	TO	Blk	Stl	Pts	PPG
21-22	30-0	246/8.2	25-65	.385	1-8	.125	19-44	.432	28-31-59	2.0	22-0	19	27	0	11	70	2.3
Totals	30-0	246/8.2	25-65	.385	1-8	.125	19-44	.432	28-31-59	2.0	22-0	19	27	0	11	70	2.3

2021-22 SEASON HIGHS

Points:	12 // ETSU, 12/20/21
Rebounds:	10 // ETSU, 12/20/21
Assists:	5 // ETSU, 12/20/21
Steals:	2 // ETSU, 12/20/21
Blocks:	--
Field Goals:	5 // ETSU, 12/20/21
3-Pointers:	1 // ETSU, 12/20/21
Free Throws:	4 // Oklahoma State, 11/27/21
Minutes:	26 // ETSU, 12/20/21

CAREER HIGHS

Points:	12 // ETSU, 12/20/21
Rebounds:	10 // ETSU, 12/20/21
Assists:	5 // ETSU, 12/20/21
Steals:	2 // ETSU, 12/20/21
Blocks:	--
Field Goals:	5 // ETSU, 12/20/21
3-Pointers:	1 // ETSU, 12/20/21
Free Throws:	4 // Oklahoma State, 11/27/21
Minutes:	26 // ETSU, 12/20/21

SEC HIGHS

Points:	4 // Miss. St., 2/24/22*
Rebounds:	5 // Alabama, 12/30/21
Assists:	4 // Miss. St., 2/24/22
Steals:	1 // LSU, 2/27/22*
Blocks:	--
Field Goals:	1 // LSU, 2/27/22*
3-Pointers:	--
Free Throws:	2 // Miss. St., 2/24/22*
Minutes:	18 // Miss. St., 2/24/22

NCAA HIGHS

Points:	3 // Belmont, 3/21/22
Rebounds:	5 // Belmont, 3/21/22
Assists:	2 // Buffalo, 3/19/22
Steals:	--
Blocks:	--
Field Goals:	1 // Louisville, 3/26/22*
3-Pointers:	1 // Michigan, 3/23/21
Free Throws:	1 // Belmont, 3/21/22
Minutes:	12 // Belmont, 3/21/22

LADY VOL CAREER GAME-BY-GAME STATISTICS

TESS DARBY

2020-21 Opp.	Pts.	Reb.	Assts.	Blk	Stl.
Furman	3	0	0	0	0
UNCG	6	2	0	1	0
Lipscomb	2	1	0	0	0
Alabama	3	0	0	0	0
Kentucky	0	0	0	0	0
Kentucky	3	0	0	0	1
Auburn	3	0	1	0	0
South Carolina	0	0	0	0	0
Middle Tennessee	3	2	0	0	0
Michigan	0	1	1	0	1

2021-22 Opp.	Pts.	Reb.	Assts.	Blk	Stl.
Southern Illinois	0	1	1	0	0
*UCF	8	0	1	0	1
*South Florida	0	1	0	0	0
*Texas	0	0	0	0	0
*Kansas	11	4	0	1	0
*Oklahoma St.	6	0	1	1	0
*Tennessee Tech	12	1	2	0	2
*Virginia Tech	0	1	0	0	0
*Georgia State	6	3	0	0	0
*Stanford	0	4	1	0	1
*ETSU	2	4	0	0	0
*Chattanooga	9	5	6	0	1
*Alabama	9	1	0	0	3
*Texas A&M	6	3	1	0	1
*Ole Miss	13	4	1	0	2
*Vanderbilt	3	3	1	0	0
*Kentucky	9	1	2	0	1
Auburn	0	1	2	0	0
Arkansas	3	4	2	0	0
Florida	9	1	0	0	1
*UConn	0	3	0	0	0
*Missouri	12	3	1	0	1
*Vanderbilt	0	1	4	0	0
*Alabama	3	0	0	0	0
*S. Carolina	6	4	1	0	0
*Mississippi State	17	3	2	0	0
*LSU	4	3	1	0	1
*Alabama	12	2	1	0	1
*Kentucky	3	3	2	0	1
*Buffalo	0	3	1	0	0
*Belmont	5	5	4	0	1
*Louisville	9	4	1	0	1

JORDAN HORSTON

2019-20 Opp.	Pts.	Reb.	Assts.	Blk	Stl.
ETSU	4	4	6	1	0
*Central Ark.	17	5	3	2	0
*Notre Dame	12	7	5	0	4
*Tenn. State	9	6	3	1	3
*Stetson	14	5	7	0	2
*UAPB	6	6	5	0	2
*Air Force	2	2	4	0	4
*Texas	3	7	5	1	0
*CSU	10	14	7	0	0
*Stanford	9	5	0	1	1
*Portland State	20	4	5	1	2
*Howard	14	8	6	0	2
*Missouri	13	5	2	1	0
*Ole Miss	11	9	7	0	3
*Georgia	14	6	7	1	0
*Florida	9	4	5	3	1
*Alabama	19	8	4	4	1
*UConn	4	5	4	0	1

*LSU	5	4	9	1	1
*Vanderbilt	11	6	5	2	0
*South Carolina	4	0	3	1	0
*Mississippi State	12	7	3	1	0
LSU	4	7	2	1	1
Texas A&M	7	4	6	0	1
Arkansas	9	6	4	0	1
Vanderbilt	16	4	5	0	2
Ole Miss	6	4	7	0	1
Auburn	6	4	1	1	1
Missouri	6	6	2	2	3
Kentucky	24	4	2	0	0

2020-21 Opp.	Pts.	Reb.	Assts.	Blk	Stl.
W. Kentucky	4	4	3	0	1
ETSU	12	2	3	1	5
West Virginia	13	5	5	2	3
Furman	5	2	1	0	0
*Indiana	13	6	6	1	3
*UNCG	4	4	5	0	1
*Lipscomb	7	3	4	3	1
*Arkansas	11	8	5	2	1
*LSU	11	2	1	0	1
*Georgia	11	3	4	0	4
*Alabama	14	6	7	1	0
*UConn	2	2	3	0	0
*Kentucky	2	3	7	0	1
*Ole Miss	13	3	3	1	1
*Florida	2	4	4	1	1
*Kentucky	11	7	3	2	0
*Texas A&M	2	5	7	1	1
South Carolina	12	5	5	0	1
Georgia	6	3	0	0	3
Missouri	9	2	6	0	0
Auburn	12	0	9	1	1
Ole Miss	12	7	5	0	1
South Carolina	11	3	1	3	2
Middle Tennessee	6	6	6	2	3
Michigan	10	3	1	2	1

2021-22 Opp.	Pts.	Reb.	Assts.	Blk	Stl.
*UCF	14	11	3	1	1
*South Florida	24	9	4	0	2
*Texas	28	15	3	0	0
*Kansas	14	11	2	1	0
*Oklahoma St.	17	9	9	0	1
*Tennessee Tech	9	5	6	1	1
*Virginia Tech	9	6	1	0	2
*Georgia State	10	10	3	1	3
*Stanford	19	12	5	1	4
*ETSU	7	6	2	0	2
*Arkansas	12	7	5	0	0
*Texas A&M	18	13	4	2	1
*Ole Miss	20	11	2	1	2
*Vanderbilt	16	13	5	3	3
*Kentucky	11	7	7	0	1
*Georgia	19	11	4	5	3
*Auburn	21	8	1	2	2
*Arkansas	24	11	6	1	1
*Florida	5	3	0	1	1
*UConn	26	8	3	0	1
*Missouri	21	13	5	0	1
*Vanderbilt	16	13	7	2	0
*Alabama	12	4	5	1	2

TAMARI KEY

2019-20 Opp.	Pts.	Reb.	Assts.	Blk	Stl.
ETSU	11	12	3	5	0
*Central Ark.	8	5	1	3	0
*Notre Dame	11	5	0	3	0
*Tenn. State	7	2	1	2	0
*Stetson	2	1	0	2	0
*UAPB	8	7	1	2	1
*Air Force	10	6	0	0	1
*Texas	9	7	1	0	0
*CSU	11	3	0	1	0
*Stanford	2	2	1	1	0
*Portland State	11	7	0	1	0
*Howard	6	2	0	3	0
*Missouri	16	3	1	3	0
*Kentucky	7	4	1	5	0
*Ole Miss	9	10	1	6	1
*Georgia	13	1	3	0	2
*Florida	4	9	1	5	0
*Alabama	4	10	1	6	0
*UConn	2	3	0	2	0
*Lipscomb	6	1	1	4	0
*LSU	6	4	1	3	0
*Vanderbilt	6	4	1	3	0
*South Carolina	1	3	0	9	1
*Mississippi State	4	0	1	2	0
*LSU	9	3	0	2	0
*Texas A&M	7	6	1	0	0
*Arkansas	6	3	0	2	0
*Vanderbilt	4	7	0	2	2
Ole Miss	17	7	0	0	2
*Auburn	2	3	0	0	0
*Missouri	8	3	0	1	0
*Kentucky	5	6	2	7	0

2020-21 Opp.	Pts.	Reb.	Assts.	Blk	Stl.
W. Kentucky	5	2	0	4	0
ETSU	6	5	0	2	0
West Virginia	4	8	0	3	0
Furman	8	4	0	2	1
*Indiana	2	3	0	0	0
*UNCG	6	1	0	1	2
*Lipscomb	9	4	0	1	1
*Arkansas	2	2	1	1	0
*LSU	12	6	1	2	1
*Georgia	14	5	2	4	2
*Alabama	15	7	0	0	0
*UConn	10	9	0	3	0
*Kentucky	19	4	0	2	0
*Ole Miss	7	5	0	2	0
*Florida	23	10	1	10	1
*Kentucky	9	6	1	6	1
*Texas A&M	10	10	0	1	0
*South Carolina	5	4	1	5	0
*Georgia	9	8	1	4	0
*Missouri	8	8	0	3	1
*Auburn	10	10	2	4	1
*Ole Miss	2	3	1	1	0
*South Carolina	8	6	1	4	1
*Middle Tennessee	13	2	0	3	0
*Michigan	7	9	0	4	0

2021-22 Opp.	Pts.	Reb.	Assts.	Blk	Stl.
*Southern Illinois	5	6	0	2	0
*UCF	4	6	0	1	1
*South Florida	10	10	1	6	0
*Texas	10	18	1	10	2
*Kansas	8	7	2	3	1

GENERAL

STAFF

PLAYERS

REVIEW

HISTORY

FACILITIES

NCAA

SEC

RECORDS

MEDIA INFO



LADY VOL CAREER GAME-BY-GAME STATISTICS

*Oklahoma St.	12	11	0	2	0
*Tennessee Tech	11	11	3	4	1
*Virginia Tech	11	12	1	5	2
*Georgia State	16	11	2	3	1
*Stanford	1	5	0	0	2
*ETSU	16	7	1	3	1
*Chattanooga	18	7	0	2	0
*Alabama	13	11	3	5	0
*Arkansas	17	7	1	5	0
*Texas A&M	9	6	0	11	0
*Ole Miss	6	7	0	1	2
*Vanderbilt	10	7	0	2	0
*Kentucky	6	6	2	1	0
*Georgia	8	4	0	5	0
*Auburn	7	8	0	3	1
*Arkansas	14	7	1	4	0
*Florida	8	8	1	0	1
*UConn	8	3	0	1	0
*Missouri	5	4	0	7	0
*Vanderbilt	8	9	5	0	0
*Alabama	20	13	2	1	1
*S. Carolina	10	7	1	10	0
*Mississippi State	23	15	1	6	0
*LSU	12	9	1	3	0
*Alabama	8	3	0	5	0
*Kentucky	5	4	2	2	0
*Buffalo	16	11	1	0	1
*Belmont	18	4	0	3	0
*Louisville	3	11	1	1	0

BROOKLYNN MILES

2021-22 Opp.	Pts.	Reb.	Asts.	Blk	Stl.
Southern Illinois	4	1	2	0	2
UCF	0	2	3	0	1
South Florida	2	2	1	0	0
Texas	0	3	1	0	0
Kansas	0	2	1	1	0
Oklahoma St.	0	1	0	0	0
Tennessee Tech	2	5	4	0	0
Virginia Tech	2	3	6	0	0
Georgia State	11	4	3	0	2
Stanford	5	3	2	0	1
ETSU	6	1	2	0	2
Chattanooga	6	6	4	0	2
Alabama	4	3	4	0	1
Arkansas	0	3	1	0	0
Texas A&M	2	3	2	0	0
Ole Miss	2	4	1	0	1
Vanderbilt	2	5	3	0	0
Kentucky	2	3	1	0	1
Georgia	3	3	0	0	2
Auburn	0	0	0	0	1
Arkansas	2	4	2	0	0
Florida	0	0	3	0	0
UConn	0	1	2	0	1
Missouri	2	1	4	0	3
Vanderbilt	3	1	1	0	0
Alabama	0	5	2	0	1
S. Carolina	2	2	1	0	1
LSU	4	3	0	0	2
Alabama	5	4	4	1	0
Kentucky	4	4	4	0	0
Buffalo	5	3	1	0	1
Belmont	3	2	1	0	1
Louisville	0	1	1	0	0

SARA PUCKETT

2021-22 Opp.	Pts.	Reb.	Asts.	Blk	Stl.
Southern Illinois	5	0	0	0	0
UCF	8	4	2	1	0
South Florida	2	2	2	0	1
Texas	6	1	1	0	0
Kansas	8	6	3	0	1
Oklahoma St.	11	2	1	0	1
Tennessee Tech	5	2	1	0	0
Virginia Tech	15	3	0	1	0
Georgia State	12	8	2	0	2
Stanford	10	1	0	0	1
ETSU	19	3	3	0	0
*Chattanooga	7	7	5	1	0
*Alabama	3	3	0	0	0
Arkansas	2	3	2	0	0
Texas A&M	7	1	0	0	1
Ole Miss	5	2	1	0	0
Vanderbilt	4	0	2	1	0
Kentucky	7	5	1	0	0
Georgia	4	2	0	0	3
Auburn	6	6	0	0	0
Arkansas	10	10	2	2	0
Florida	8	5	1	0	1
UConn	6	4	0	0	1
Missouri	3	6	0	0	0
Vanderbilt	8	7	0	0	0
Alabama	2	3	1	0	0
S. Carolina	0	1	1	0	1
Mississippi State	4	3	4	0	2
LSU	4	4	1	0	1
Alabama	3	3	0	0	0
Kentucky	4	3	0	0	0
Buffalo	7	4	1	0	0
Belmont	12	4	1	0	0
Louisville	2	0	1	0	0

JESSIE RENNIE

2019-20 Opp.	Pts.	Reb.	Asts.	Blk	Stl.
ETSU	0	1	0	0	2
Central Ark.	3	1	1	0	2
Notre Dame	0	0	0	0	0
Tenn. State	0	2	2	0	0
Stetson	3	2	0	0	0
UAPB	0	2	4	0	0
Air Force	3	2	1	0	2
Texas	0	0	2	0	0
CSU	8	0	1	0	0
Stanford	3	1	0	0	0
Portland State	3	2	1	0	1
Howard	16	2	1	0	0
Missouri	0	0	0	0	0
Kentucky	0	0	0	0	0
Ole Miss	11	2	1	0	0
Georgia	0	0	0	0	0
Florida	6	0	1	0	0
Alabama	0	0	0	0	0
UConn	0	0	0	0	0
LSU	0	1	2	0	1
South Carolina	0	0	0	0	0
Mississippi State	0	0	0	0	0
LSU	3	0	0	0	0
Texas A&M	0	0	0	0	0
Arkansas	9	2	1	0	0
Vanderbilt	3	1	0	0	0
Ole Miss	6	1	1	0	0

Auburn	3	2	1	0	0
Missouri	0	0	0	0	0
Kentucky	0	0	1	0	0

2020-21 Opp. Pts. Reb. Asts. Blk Stl.

W. Kentucky	0	3	2	0	0
ETSU	1	2	0	0	3
West Virginia	0	0	0	0	0
Furman	4	1	3	0	1
UNCG	3	1	5	0	0
Lipscomb	2	0	0	0	1
Alabama	0	0	0	0	0
Kentucky	0	1	0	0	0
Florida	1	0	0	0	0
Kentucky	0	0	0	0	0
Missouri	0	0	0	0	0
Auburn	0	0	0	0	0
South Carolina	0	0	0	0	0
Middle Tennessee	0	1	0	0	0

2021-22 Opp. Pts. Reb. Asts. Blk Stl.

Southern Illinois	0	0	0	0	0
South Florida	0	1	0	0	0
Kansas	0	0	0	0	0
Oklahoma St.	1	0	0	0	0
Tennessee Tech	0	0	0	0	0
Georgia State	0	1	3	0	1
Stanford	0	0	0	0	0
ETSU	6	2	5	0	0
Chattanooga	2	2	1	0	0
Alabama	0	0	0	0	0
Texas A&M	0	1	1	0	1
Vanderbilt	0	0	0	0	0
Kentucky	0	1	0	0	0
Florida	0	0	0	0	0
UConn	0	1	0	0	0
Missouri	0	0	0	0	0
Vanderbilt	0	0	0	0	0
S. Carolina	0	0	0	0	0
Mississippi State	2	0	1	0	0
Alabama	1	0	0	0	0
Buffalo	0	0	0	0	0

KAROLINE STRIPLIN

2021-22 Opp. Pts. Reb. Asts. Blk Stl.

Southern Illinois	2	1	0	0	0
South Florida	0	1	0	0	0
Kansas	2	0	0	0	0
Oklahoma St.	2	2	0	1	0
Tennessee Tech	6	5	0	1	0
Georgia State	7	7	1	0	0
ETSU	10	5	0	0	1
Chattanooga	12	9	0	0	0
Alabama	0	0	1	1	0
Texas A&M	0	2	0	0	0
Vanderbilt	0	0	1	0	0
Kentucky	0	0	0	0	0
Georgia	0	2	0	0	0
Florida	0	2	0	0	0
UConn	4	1	0	0	0
Missouri	0	0	0	0	0
Vanderbilt	0	0	0	0	0
S. Carolina	0	1	0	0	0
Mississippi State	3	0	0	0	0
LSU	0	3	0	0	0
Alabama	2	0	0	1	0

LADY VOL CAREER GAME-BY-GAME STATISTICS

Kentucky	7	2	1	1	1
Buffalo	2	2	0	0	1
Belmont	0	0	0	0	0
Louisville	7	6	0	1	0

MARTA SUÁREZ

2020-21 Opp. Pts. Reb. Asts. Blk Stl.

*W. Kentucky	11	6	4	0	1
*ETSU	2	8	1	0	1
*West Virginia	8	6	1	0	0
*Furman	7	8	3	0	0
*Indiana	5	7	0	0	0
*UNCG	9	7	1	1	0
*Lipscomb	8	6	0	0	0
*Arkansas	2	7	3	0	2
*LSU	2	1	1	0	1
*Georgia	8	6	1	0	1
*Alabama	5	1	2	0	0
*UConn	10	6	0	0	1
*Kentucky	6	4	0	0	0
*Ole Miss	0	0	0	0	0
Kentucky	0	0	0	0	0
Texas A&M	6	0	0	0	1
South Carolina	0	1	0	0	0
Georgia	0	0	0	0	0
Missouri	0	0	0	0	0
Auburn	0	1	0	0	0
Ole Miss	0	3	1	0	0
South Carolina	2	2	0	0	0

JORDAN WALKER

2020-21 Opp. Pts. Reb. Asts. Blk Stl.

*W. Kentucky	13	2	4	0	1
*ETSU	0	3	3	0	1
*West Virginia	4	4	2	0	2
*Furman	14	3	2	0	2
Indiana	5	2	0	0	1
UNCG	5	4	1	0	1
Lipscomb	6	6	4	0	2
Arkansas	7	5	3	0	0
LSU	5	2	2	0	0
Georgia	2	1	0	0	0
Alabama	3	3	4	0	0
UConn	4	4	5	0	3
Kentucky	2	4	3	0	2
Ole Miss	4	5	2	1	0
Florida	9	0	3	0	1
*Kentucky	2	9	0	1	2
Texas A&M	1	2	3	1	0
*South Carolina	6	4	3	0	0
*Georgia	4	7	0	0	1
*Missouri	5	10	1	0	0
*Auburn	3	5	4	0	0
*Ole Miss	5	2	1	0	0
*South Carolina	11	5	0	1	1
*Middle Tennessee	9	14	5	0	1
*Michigan	5	7	2	0	1

2021-22 Opp. Pts. Reb. Asts. Blk Stl.

*Southern Illinois	14	5	3	1	1
*UCF	3	0	0	0	1
*South Florida	0	4	0	1	2
*Texas	13	5	5	0	0
*Kansas	10	5	3	0	0
*Oklahoma St.	4	3	2	0	1
*Tennessee Tech	0	3	5	0	1
*Virginia Tech	17	7	5	0	1

*Georgia State	4	2	2	0	1
*Stanford	8	5	3	0	0
*ETSU	2	4	3	1	2
*Chattanooga	3	0	8	0	3
*Alabama	16	6	6	1	0
*Arkansas	13	7	3	0	1
*Texas A&M	9	3	5	0	2
*Ole Miss	0	1	4	0	1
*Vanderbilt	8	4	0	0	0
*Kentucky	10	6	2	0	0
*Georgia	5	3	3	0	2
*Auburn	17	1	0	0	1
*Arkansas	8	8	6	0	1
*Florida	8	2	1	1	1
*UConn	0	5	1	0	2
*Missouri	9	5	3	0	2
*Vanderbilt	8	4	1	0	1
*Alabama	7	5	1	0	2
*S. Carolina	11	2	1	0	4
*Mississippi State	9	8	7	0	0
*LSU	7	5	3	0	1
*Alabama	2	6	3	0	0
*Kentucky	6	2	10	0	1
*Buffalo	13	7	4	0	1
*Belmont	6	7	8	1	1
Louisville	10	1	4	0	2

KAIYA WYNN

2021-22 Opp. Pts. Reb. Asts. Blk Stl.

Southern Illinois	1	1	0	0	0
UCF	0	1	0	0	1
South Florida	4	4	0	0	0
Kansas	0	0	0	0	0
Oklahoma St.	8	4	0	1	0
Tennessee Tech	6	1	0	0	1
Virginia Tech	0	0	0	0	0
Stanford	0	0	0	0	0
ETSU	12	10	5	0	2
Chattanooga	5	3	3	0	1
Alabama	3	5	1	0	0
Arkansas	0	1	0	0	0
Texas A&M	3	3	1	0	0
Ole Miss	0	0	0	0	0
Vanderbilt	0	1	0	0	0
Kentucky	2	0	0	0	1
Georgia	0	0	0	0	0
Florida	0	1	0	0	0
UConn	0	0	1	0	0
Missouri	2	2	0	0	0
Vanderbilt	0	1	0	0	0
Alabama	2	0	0	0	0
S. Carolina	4	2	0	0	0
Mississippi State	4	4	4	0	1
LSU	2	0	0	0	1
Alabama	4	2	0	0	2
Kentucky	3	6	1	0	0
Buffalo	0	3	2	0	0
Belmont	3	5	1	0	0
Louisville	2	1	0	0	0

* Denotes games started

GENERAL

STAFF

PLAYERS

REVIEW

HISTORY

FACILITIES

NCAA

SEC

RECORDS

MEDIA INFO



LADY VOL CAREER PRODUCTION TRACKER

TESS DARBY	2021-22	Career
Had a Double-Double	--	--
Scored 10+ Points	6	6
Scored 20+ Points	--	--
Led UT in Scoring	--	--
Led UT in Rebounding	--	--
Had 10+ Rebounds	--	--
Led UT in 3-pts	16	17
Had 3+ Assists	6	6
Had 3+ 3-pt	11	11

JORDAN HORSTON	2021-22	Career
Had a Double-Double	12	12
Scored 10+ Points	19	38
Scored 20+ Points	7	9
Led UT in Scoring	15	19
Led UT in Rebounding	12	15
Led UT in Assists	15	52
Led UT in Steals	12	33
Had 3+ Assists	18	63
Had 3+ 3-pt	1	3

TAMARI KEY	2021-22	Career
Had a Double-Double	11	15
Had a Triple-Double	1	2
Scored 10+ Points	16	33
Scored 20+ Points	2	3
Led UT in Scoring	4	6
Led UT in Rebounding	13	22
Had 10+ Rebounds	10	16
Led UT in Blocks	28	68
Had 3+ Blocks	19	45

BROOKLYNN MILES	2021-22	Career
Had a Double-Double	--	--
Scored 10+ Points	1	1
Scored 20+ Points	--	--
Led UT in Scoring	--	--
Led UT in Rebounding	--	--
Had 10+ Rebounds	--	--
Led UT in Assists	3	3
Led UT in Steals	7	7
Had 3+ Assists	11	11

SARA PUCKETT	2021-22	Career
Had a Double-Double	1	1
Scored 10+ Points	7	7
Scored 20+ Points	--	--
Led UT in Scoring	1	1
Led UT in Rebounding	--	--
Had 10+ Rebounds	1	1
Led UT in Blocks	1	1
Led UT in 3-pt	5	5
Had 3+ 3-pt	1	1

JESSIE RENNIE	2021-22	Career
Had a Double-Double	--	--
Scored 10+ Points	--	2
Scored 20+ Points	--	--
Led UT in Scoring	--	--
Led UT in Assists	1	2
Led UT in Steals	--	2
Led UT in 3-pointers	--	7
Had 3+ Assists	2	5
Had 3+ 3-pt	--	3

KAROLINE STRIPLIN	2021-22	Career
Had a Double-Double	--	--
Scored 10+ Points	2	2
Scored 20+ Points	--	--
Led UT in Scoring	--	--
Led UT in Rebounding	1	1
Had 10+ Rebounds	--	--
Led UT in Blocks	1	1
Led UT in Steals	1	1
Had 3+ Blocks	--	--

MARTA SUÁREZ	2021-22*	Career
Had a Double-Double	--	--
Scored 10+ Points	--	2
Scored 20+ Points	--	--
Led UT in Scoring	--	--
Led UT in Rebounding	--	3
Had 10+ Rebounds	--	--
Led UT in Steals	--	3
Had 3+ Assists	--	3
Had 3+ 3-pt	--	--

* Did not play during 2021-22 season

JORDAN WALKER	2021-22	Career*
Had a Double-Double	--	3
Scored 10+ Points	12	53
Scored 20+ Points	--	12
Led UT in Scoring	3	4
Led UT in Rebounding	--	3
Led UT in Assists	14	19
Had 3+ Assists	22	59
Had 3+ Steals	--	17
Had 3+ 3-pt	1	16

* Includes Western Michigan University

KAIYA WYNN	2021-22	Career
Had a Double-Double	1	1
Scored 10+ Points	1	1
Scored 20+ Points	--	--
Led UT in Scoring	--	--
Led UT in Rebounding	--	--
Had 10+ Rebounds	1	1
Led UT in Blocks	--	--
Led UT in Steals	3	3
Had 3+ Assists	3	3



2021-22
REVIEW

■ 2021-22 POSTSEASON NOTEBOOK

LADY VOLS RETURN TO PROMINENCE

- Tennessee returned to national prominence in Kellie Harper's third year on The Hill, but season-ending injuries to three starters (Jordan Horston, Keyen Green, Marta Suárez) placed limitations on the team's ceiling after it began the year 18-1 and climbed to No. 4 in the AP Poll against one of the country's toughest schedules.
- Suárez was out for the season, Green suffered a season-ending injury in game 19 at Georgia and Horston went down in game 23 at Alabama.
- Still, UT finished 25-9, placed third in the SEC at 11-5 and advanced to Harper's second career Sweet 16, the first for UT since 2015-16.
- Tennessee's 18-1 start in 2021-22 was its best since 2007-08, its overall and SEC records the best since 2017-18.
- After beating four ranked teams in 2020-21 and one in 2019-20, UT defeated five of them in 2021-22 for the most since 2017-18.
- Among those conquests were No. 23/22 South Florida on Nov. 15, No. 12/21 Texas on Nov. 21, No. 25/23 Texas A&M on Jan. 6, No. 19/20 Kentucky on Jan. 16 and No. 13/13 Georgia on Jan. 23.
- UT also claimed first place in the South Point Shoot-out in Las Vegas over Thanksgiving, defeating Kansas (68-58) and Oklahoma State (80-55) to do so.

STATISTICALLY SPEAKING

- Junior Jordan Horston led the Lady Vols in four statistical category averages, including scoring (16.2 pg.), rebounding (9.4 rpg.), assists (4.0 app.) and steals (1.4 spg.).
- Three other players tallied double-figure scoring averages, including senior Rae Burrell (12.3 ppg.), junior Tamari Key (10.5 ppg.) and graduate Alexis Dye (10.2 ppg.).
- Key and Dye were not far behind Horston on the rebounding front, pulling down 8.1 and 7.7 per contest, respectively.
- Horston paced Tennessee with 12 double-doubles on the year, followed by Key with 11, Dye with seven and freshmen Sara Puckett and Kaiya Wynn with one each.
- Key added the program's fifth and her second career triple-double, collecting 10 points, 18 rebounds and 10 blocks vs. Texas on Nov. 21.

THE ONLY SCHOOL IN ALL 40

- The Lady Vols made their 40th consecutive NCAA Tournament, continuing as the only school to appear in every Division I tourney.
- Tennessee earned a No. 4 seed in the Wichita Region, marking the program's second time as a No. 4 seed in the tournament and hosted NCAA First and Second Round games in Knoxville for the initial occasion since 2018.
- As hosts, the Lady Vols defeated No. 13 seed Buffalo, 80-67, in the NCAA First Round on March 19 and No. 12 seed Belmont in the Second Round, 70-67, on March 21 and before falling, 76-64, to No. 1 seed Louisville in Wichita on March 26 in the Sweet 16.
- UT is now 128-32 in NCAA Tournament play, ranking first all-time in games played (160) and victories (128), and second in winning percentage (.800).

- Tennessee is 3-2 in NCAA play under Kellie Harper, going 2-1 in 2022 and 1-1 in 2021 after the 2020 tournament was canceled due to the COVID-19 pandemic.
- The Lady Vols have advanced to the NCAA regional round on 35 occasions, owning a 28-7 mark in the Sweet 16.

HARPER CONTINUES TO BUILD PROGRAM

- Kellie Harper finished her third season at Tennessee and her 18th year as a head coach with an overall record of 348-235 and a mark of 63-27 during her time in Knoxville.
- She managed to guide UT to three consecutive third-place SEC finishes and back-to-back SEC Tournament semifinal appearances despite some major misfortune on the injury front in all three years.
- Harper matched personal bests for wins in a season (25) and deepest NCAA tourney run (Sweet 16), and she had her most wins ever over ranked teams (5) in becoming a late season candidate for 2022 Werner Ladder Naismith Women's Coach of the Year.
- The Tennessee Sports Writers Association did, in fact, name Harper the organization's state women's college basketball coach of the year for 2022.
- Harper has directed her teams to 14 postseason berths (7 NCAA, 7 WNIT) and it would have been 15 with NCAA bid No. 8 if the 2020 NCAA Tournament hadn't been canceled.



Keyen Green put up 7.0 points and 3.5 rebounds off the bench until an injury ended her season early for the second time in as many years.

ONE OF THE BEST AT FG% DEFENSE

- UT finished No. 5 nationally and second in the Southeastern Conference in field goal percentage defense at 34.3 in 2021-22.
- In only six of 34 games did a foe hit better than 40 percent vs. the Lady Vols.
- Only 12 teams shot better than 36 percent against Tennessee in 2021-22, and 14 of 34 foes connected on 31 percent or worse.
- In only 22 of 90 games during the Kellie Harper era has a team hit 40 percent or better from the field, including six in 2021-22 and eight in both 2019-20 and 2020-21.

GET THOSE SHOTS OUTTA HERE

- Tennessee ranked No. 4 in blocked shots (191) and No. 7 in blocks per game (5.7) last season.
- UT's total of blocked shots in 2021-22 checked in eighth in school history.
- The big reason the Lady Vols ranked so high on the list was Tamari Key, who swatted a nation and SEC-leading 119 in 34 games.
- Key's 3.5 average also paced all SEC players and was third in the NCAA.

STRONG ON THE BOARDS

- Tennessee has been one of the nation's top rebounding teams under Kellie Harper, finishing second in the nation and No. 1 in the SEC in 2021-22 at 48.18 per contest.
- That mark ranks as the top number in school history, replacing the old one of 46.9 in 1992-93.
- UT was fourth nationally in rebound average (44.97) in 2019-20 (44.97) and fifth-best (45.52) in 2020-21.
- The Lady Vols ranked No. 2 in defensive rebounds per contest a year ago at 31.5 and were sixth in offensive rebounds at 16.7 per contest.
- UT also was third in total rebounds (1,638) and fourth in rebound margin (12.7).
- UT had a double-digit rebound margin over its foes in 23 of 34 games, including eight games of 20+ advantages and two with 30+.
- Kellie Harper's squad had 15 games of 50+ rebounds in 2021-22 (including three 60+ efforts), giving Tennessee 33 total games of 50+ rebounds during her time on Rocky Top.
- Tennessee had four straight contests of 50+ rebounds in 2021-22 (Texas/Kansas/Okla. State/Tenn. Tech) the most consecutive since carding five in a row from 1/6/11 to 1/20/11.
- Harper's squads had seven games of 50+ rebounds in 2020-21 and 11 in 2019-20. The rebounding high during her tenure is 62 vs. Georgia State on Dec. 12, 2021, season and ETSU on Nov. 5, 2019.
- After winning the rebounding battle in 29 of 34 games in 2021-22, Tennessee has claimed 75 of 90 board battles during the Harper era, while falling short 11 times and tying on three occasions. UT was 29-4-1 last season and was 22-2-1 (W-L-T on board advantages) in 2020-21 and 24-6-1 in 2019-20.

KEY CLAIMS BLOCKS RECORDS

- Tennessee's Tamari Key recorded 119 blocked shots in 2021-22 and pushed her career total to 277, which are both school records.
- Her season total of 119 moved her to No. 4 on the SEC's all-time single-season list.



In her lone season at UT after transferring from Troy, Alexis Dye averaged 10.2 points and 7.7 rebounds while starting all 34 games.

- The only players with more are: 3. Vanessa Hayden, Florida (126, 2001-02), 2. Heidi Gillingham, Vanderbilt (131, 1991-92) and 1. Marita Payne, Auburn (141, 2004-05).
- It took Key only 30 games to match the old single-season record of 113 established by Kelley Cain (33 games, 2009-10) and 31 to pass her.
- Key's career total of 277, which she reached with three swats in the NCAA Second Round game vs. Belmont, moved her past Candace Parker (275, 2005-08) for the Tennessee career mark.
- Parker's tally of 275 covered 110 games, while Key amassed 276 in only 89 contests.
- Key has a record seven marks on UT's single-game top 10, including four from 2021-22. She is No. 2 (11 vs. Texas A&M, 1-6-22), No. 3 (10 at South Carolina, 2-20-22 / 10 vs. Texas, 11-21-20 / 10 vs. Florida, 1-31-21), No. 6 (9 at South Carolina, 2-2-20) and No. 9 (7 vs. Missouri, 2-10-22 / 7 vs. Kentucky, 3-6-20).
- In the SEC record book, Key's 11 blocks vs. Texas A&M in 2021-22 rank third all-time, while her three 10-block efforts tied for the fourth-most by a league player.
- Key averaged a school-best 3,500 blocks per game to rank No. 3 in the nation and No. 1 in the SEC for the season, and she also ranks No. 1 in career blocks averaged at Rocky Top with 3.08 per outing, improving from 2.82 after her sophomore year.

HORSTON CLEAN ON DISHES AND GLASS

- Jordan Horston's 9.4 rebounds per game average is

No. 3 all-time by a Tennessee junior.

- She became only the second UT guard to pace her team in board average, with Shelia Collins (1984-85) also yanking down 9.4.
- Horston has an opportunity to become only the second Lady Vol to lead her team in assist average four consecutive seasons. The other was Dawn Marsh from 1984-88.

DARBY FROM DOWNTOWN

- Sophomore Tess Darby led the team in three-pointers with 49 on the season, the most at UT since Meme Jackson hit 54 in 2018-19.
- Darby's career three-point field goal percentage (37.6) ranks No. 10 in the Tennessee record book.

2022 SEC POSTSEASON HONORS

- Jordan Horston was named to the All-SEC First Team, while Tamari Key made the second team.
- Key also made the All-Defensive Team and was named to the SEC Community Service Team.
- The All-SEC Team placements were the first for Horston and Key.
- Sara Puckett made the SEC All-Freshman Team.
- Kellie Harper has had an SEC All-Freshman Team member in each of her seasons, with Puckett following Horston (2020) and Marta Suárez (2021).
- Alexis Dye was on the All-SEC Tournament Team.

NATIONAL ACCOLADES

- Jordan Horston was an honorable mention selection for All-America honors by Associated Press, WBCA and World Exposure Report.
- Horston made the Ann Meyers Drysdale Award Top 10.
- Tamari Key was a Lisa Leslie Award Top-Five finalist and a Naismith Defensive Player of the Year semifinalist.

UT BOASTS 12 OF 14 ON SEC HONOR ROLL

- An all-time program-best 12 of 14 Lady Vols made the SEC Academic Honor Roll in 2021-22.
- Harper's troops have raised that number from a (then) record-tying eight in 2019-20, to nine in 2020-21, to an even dozen last season.
- A total of 17 of 23 Lady Vols playing for Harper have earned SEC Academic Honor Roll recognition a total of 29 times through the 2021-22 academic year.
- Making the list in 2021-22 were returnees Rae Burrell, Tess Darby, Keyen Green, Jessie Rennie, Emily Saunders, Marta Suárez and Jordan Walker, as well as newcomers Alexis Dye, Brooklynn Miles, Sara Puckett, Karoline Striplin and Kaiya Wynn.
- Tennessee's GPA of 3.397 stood as the highest rated of any SEC school a year ago and earned the program WBCA Special Mention.

BURRELL, DYE MOVE ON TO WNBA

- Two Lady Vols earned opportunities with the WNBA after the 2021-22 season ended.
- Rae Burrell was the number nine overall selection in the 2022 WNBA Draft by the Los Angeles Sparks, matching the same pick as Rennia Davis by the Minnesota Lynx the year before.
- Alexis Dye earned a camp invite as a free agent with the Connecticut Sun.
- The Lady Vol basketball program has produced 64 professional players over the years, including 51 alumnae who went on to play in the WNBA. Of those 51 who continued their careers at the professional level in the WNBA, 44 were selected on Draft day and 19 were picked in the first round.
- Kellie Harper had players selected in the first round in back-to-back years, marking the first time that has happened at UT since 2005 and 2006.



Sara Puckett, who made the SEC All-Freshman Team, averaged 6.4 points and 3.5 rebounds, knocking down 23 three-pointers, including a game-winner vs. Belmont in the NCAA Second Round in Knoxville.

2021-22 CUMULATIVE STATISTICS (34 GAMES)

PLAYER	GP-GS	TOTAL			3-PTS			REBOUNDS				PF	FO	A	TO	BLK	STL	PTS	AVG	
		MIN-AVG	FG-FGA	PCT	3FG-FGA	PCT	FT-FTA	PCT	OFF	DEF	TOT									AVG
HORSTON	23-23	674-29.3	139-367	.379	16-58	.276	78-115	.678	41	175	216	9.4	54	0	91	103	23	33	372	16.2
BURRELL	22-13	582-26.5	95-261	.364	26-80	.325	54-68	.794	22	63	85	3.9	28	0	35	44	6	14	270	12.3
KEY	34-34	885-26.0	132-227	.581	0-0	.000	92-147	.626	126	151	277	8.1	92	2	33	57	119	16	356	10.5
DYE	34-34	803-23.6	154-358	.430	0-2	.000	39-64	.609	91	171	262	7.7	53	1	32	72	13	20	347	10.2
WALKER	34-34	923-27.1	93-273	.341	22-87	.253	52-84	.619	32	109	141	4.1	79	0	115	83	7	38	260	7.6
GREEN	19-0	277-14.6	47-85	.553	0-0	.000	39-62	.629	27	34	61	3.2	33	0	10	21	4	10	133	7.0
PUCKETT	34-2	726-21.4	88-203	.433	23-77	.299	20-29	.690	39	79	118	3.5	51	0	39	50	6	16	219	6.4
DARBY	33-30	733-22.2	58-157	.369	49-128	.383	10-10	1.000	18	61	79	2.4	30	0	37	26	2	18	175	5.3
STRIPLIN	25-0	172-6.9	24-54	.444	1-7	.143	17-22	.773	27	25	52	2.1	22	0	4	14	6	3	66	2.6
MILES	33-0	644-19.5	33-85	.388	7-31	.226	10-24	.417	17	76	93	2.8	41	0	67	59	1	29	83	2.5
WYNN	30-0	245-8.2	25-65	.385	1-8	.125	19-44	.432	28	31	59	2.0	22	0	19	27	0	11	70	2.3
SAUNDERS	20-0	83-4.2	8-17	.471	0-0	.000	3-4	.750	7	7	14	0.7	12	0	4	2	4	1	19	1.0
RENNIE	21-0	103-4.9	4-21	.190	2-17	.118	2-4	.500	1	8	9	0.4	9	0	11	4	0	2	12	0.6
TEAM									92	79	171	5.0	0		17				0	
TOTAL	34	900-2173	.414	147-495	.297	435-677	.643	568	1069	1637	48.1	526	3	497	579	191	211	2382	70.1	
OPPONENTS	34	759-2211	.343	227-813	.279	331-495	.669	419	787	1206	35.5	641	-	399	449	108	304	2076	61.1	

2021-22 SEC STATISTICS (16 GAMES)

Player	GP-GS	TOTAL			3-PTS			REBOUNDS				PF	FO	A	TO	Blk	Stl	Pts	Avg	
		Min-Avg	FG-FGA	Pct	3FG-FGA	Pct	FT-FTA	Pct	Off	Def	Tot									Avg
HORSTON	12-12	375-31.3	74-194	.381	12-34	.353	35-55	.636	26	88	114	9.5	30	0	49	45	18	17	195	16.3
KEY	16-16	442-27.6	62-103	.602	0-0	.000	52-83	.627	60	70	130	8.1	42	0	18	28	64	6	176	11.0
BURRELL	15-7	375-25.0	57-165	.345	15-48	.313	35-47	.745	14	39	53	3.5	18	0	19	28	3	7	164	10.9
WALKER	16-16	452-28.3	52-137	.380	11-38	.289	30-42	.714	14	56	70	4.4	36	0	46	48	2	19	145	9.1
DYE	16-16	355-22.2	58-145	.400	0-1	.000	18-23	.783	33	73	106	6.6	29	1	14	36	3	9	134	8.4
GREEN	7-0	105-15.0	18-30	.600	0-0	.000	12-18	.667	12	9	21	3.0	15	0	7	10	2	2	48	6.9
DARBY	15-12	346-23.1	30-64	.469	26-54	.481	8-8	1.000	9	28	37	2.5	15	0	18	9	0	10	94	6.3
PUCKETT	16-1	331-20.7	34-89	.382	6-33	.182	3-7	.429	18	43	61	3.8	25	0	16	25	3	9	77	4.8
MILES	15-0	278-18.5	13-38	.342	1-10	.100	1-10	.100	8	32	40	2.7	20	0	25	26	0	13	28	1.9
WYNN	14-0	78-5.6	7-15	.467	0-0	.000	8-11	.727	6	14	20	1.4	5	0	6	11	0	3	22	1.6
SAUNDERS	12-0	29-2.4	2-4	.500	0-0	.000	0-0	.000	1	1	2	0.2	5	0	0	1	0	4	0.3	
STRIPLIN	11-0	42-3.8	1-11	.091	1-3	.333	0-2	.000	3	7	10	0.9	6	0	2	2	1	0	3	0.3
RENNIE	9-0	17-1.9	1-3	.333	0-2	.000	0-0	.000	0	2	2	0.2	0	0	2	1	0	1	2	0.2
TEAM									44	42	86	5.4	0		9				0	
TOTAL	16	409-998	.410	72-223	.323	202-306	.660	248	504	752	47.0	246	1	222	278	97	96	1092	68.2	
OPPONENTS	16	375-1068	.351	92-366	.251	146-219	.667	206	382	588	36.8	291	-	180	193	56	149	988	61.8	

2021-22 NCAA STATISTICS (3 GAMES)

Player	GP-GS	TOTAL			3-PTS			REBOUNDS				PF	FO	A	TO	Blk	Stl	Pts	Avg	
		Min-Avg	FG-FGA	Pct	3FG-FGA	Pct	FT-FTA	Pct	Off	Def	Tot									Avg
DYE	3-3	93-31.0	19-43	.442	0-0	.000	9-11	.818	12	18	30	10.0	6	0	4	9	0	1	47	15.7
BURRELL	3-3	99-33.0	18-49	.367	5-19	.263	5-6	.833	5	12	17	5.7	5	0	8	8	0	6	46	15.3
KEY	3-3	87-29.0	13-30	.433	0-0	.000	11-16	.688	14	12	26	8.7	9	0	2	9	4	1	37	12.3
WALKER	3-3	98-32.7	12-33	.364	0-9	.000	5-8	.625	5	10	15	5.0	9	0	16	6	1	4	29	9.7
PUCKETT	3-0	54-18.0	8-16	.500	2-4	.500	3-4	.750	2	6	8	2.7	4	0	3	2	0	0	21	7.0
DARBY	3-3	74-24.7	4-16	.250	4-13	.308	0-0	.000	2	8	10	3.3	2	0	4	1	0	1	12	4.0
STRIPLIN	3-0	21-7.0	3-4	.750	0-0	.000	3-4	.750	5	3	8	2.7	1	0	0	1	1	1	9	3.0
MILES	3-0	46-15.3	2-6	.333	0-2	.000	4-7	.571	2	4	6	2.0	3	0	3	5	0	2	8	2.7
WYNN	3-0	28-9.3	2-5	.400	0-0	.000	1-6	.167	2	7	9	3.0	6	0	3	4	0	0	5	1.7
RENNIE	1-0	0-0.0	0-0	.000	0-0	.000	0-0	.000	0	0	0	0.0	0	0	0	0	0	0	0	0.0
TEAM									13	9	22	7.3	0		1				0	
TOTAL	3	81-202	.401	11-47	.234	41-62	.661	62	89	151	50.3	45	0	43	46	6	16	214	71.3	
OPPONENTS	3	81-215	.377	24-81	.296	24-41	.585	48	67	115	38.3	60	-	44	32	11	30	210	70.0	



2021-22 GAME-BY-GAME RESULTS

RECORD:	OVERALL	HOME	AWAY	NEUTRAL			
ALL GAMES	25-9	16-2	6-5	3-2			
CONFERENCE	11-5	7-1	4-4	0-0			
NON-CONFERENCE	14-4	9-1	2-1	3-2			
DATE	TIME	OPPONENT	W/L	SCORE	ATTEND	HIGH POINTS	HIGH REBOUNDS
11/10/21	7:00 p.m.	SOUTHERN ILL.	W	59-49	5951	(14)Jordan Walker	(13)Alexus Dye
11/12/21	6:00 p.m.	at UCF	W	49-41	2819	(14)Jordan Horston	(11)Jordan Horston
11/15/21	6:30 p.m.	SOUTH FLA.	W	52-49	6017	(24)Jordan Horston	(10)Tamari Key
11/21/21	1:00 p.m.	TEXAS	Wot	74-70	9460	(28)Jordan Horston	(18)Tamari Key
11/26/21	3:30 p.m.	*vs Kansas	W	68-58	358	(14)Jordan Horston	(11)Jordan Horston
11/27/21	3:30 p.m.	*vs Oklahoma St.	W	80-55	242	(17)Jordan Horston	(11)Tamari Key
12/01/21	6:30 p.m.	TENNESSEE TECH	W	76-48	6374	(20)Alexus Dye	(11)Tamari Key
12/05/21	2:00 p.m.	at Virginia Tech	W	64-58	2631	(17)Jordan Walker	(12)Tamari Key
12/12/21	2:00 p.m.	GEORGIA ST.	W	84-60	6312	(16)Tamari Key	(11)Tamari Key
12/18/21	5:15 p.m.	STANFORD	L	63-74	10017	(19)Jordan Horston	(12)Jordan Horston
12/20/21	6:30 p.m.	ETSU	W	112-58	6807	(19)Sara Puckett	(11)Alexus Dye
12/27/21	6:30 p.m.	CHATTANOOGA	W	91-41	7252	(18)Tamari Key	(9)Karoline Striplin
12/30/21	6:30 p.m.	*ALABAMA	W	62-44	8124	(16)Jordan Walker	(11)Tamari Key
01/02/22	12:02 p.m.	*at Arkansas	W	70-63	3655	(17)Tamari Key	(10)Alexus Dye
01/06/22	6:30 p.m.	*TEXAS A&M	W	73-45	6235	(18)Jordan Horston	(13)Jordan Horston
01/09/22	12:00 p.m.	*at Ole Miss	W	70-58	2713	(20)Jordan Horston	(11)Jordan Horston
01/13/22	8:00 p.m.	*at Vanderbilt	W	65-51	2489	(16)Jordan Horston	(13)Jordan Horston
01/16/22	3:00 p.m.	*KENTUCKY	W	84-58	10012	(14)Keyen Green	(7)Jordan Horston
01/23/22	2:00 p.m.	*at Georgia	W	63-55	5117	(19)Jordan Horston	(7)Alexus Dye, Keyen Green
01/27/22	7:00 p.m.	*at Auburn	L	61-71	2314	(21)Jordan Horston	(11)Jordan Horston
01/31/22	7:00 p.m.	*ARKANSAS	Wot	86-83	7071	(24)Jordan Horston	(9)Alexus Dye
02/03/22	6:00 p.m.	*at Florida	L	59-84	3809	(10)Alexus Dye	(11)Jordan Horston
02/06/22	Noon	at UConn	L	56-75	13719	(26)Jordan Horston	(8)Jordan Horston
02/10/22	6:30 p.m.	*MISSOURI	W	76-62	6468	(21)Jordan Horston	(13)Jordan Horston
02/13/22	Noon	*VANDERBILT	W	66-52	8933	(16)Jordan Horston	(13)Jordan Horston
02/17/22	6:00 p.m.	*at Alabama	L	64-74	2001	(20)Tamari Key	(13)Tamari Key
02/20/22	1:00 p.m.	*at South Carolina	L	53-67	18000	(14)Rae Burrell	(11)Alexus Dye
02/24/22	6:30 p.m.	*MISSISSIPPI ST.	W	86-64	7009	(23)Tamari Key	(15)Tamari Key
02/27/22	2:00 p.m.	*LSU	L	54-57	11613	(12)Tamari Key	(9)Tamari Key
03/04/22	8:30 p.m.	\$vs Alabama	W	74-59	7704	(21)Rae Burrell	(14)Alexus Dye
03/05/22	6:30 p.m.	\$vs Kentucky	L	74-83	9072	(26)Alexus Dye	(10)Alexus Dye
03/19/22	3:00 p.m.	!BUFFALO	W	80-67	5448	(19)Rae Burrell	(11)Alexus Dye, Tamari Key
03/21/22	7:00 p.m.	!BELMONT	W	70-67	5484	(20)Alexus Dye	(11)Alexus Dye
03/26/22	3:00 p.m.	!vs Louisville	L	64-76	8540	(22)Rae Burrell	(11)Tamari Key

* = Southeastern Conference game
 ^ = South Point Thanksgiving Shootout
 \$ = SEC Tournament
 ! = NCAA Tournament

ATTENDANCE SUMMARY	GAMES	TOTALS	AVG/GAME
HOME	18	134587	7477
AWAY	11	59267	5388
NEUTRAL	5	25916	5183
TOTAL	34	219770	6464

2021-22 LADY VOL GAME-BY-GAME STARTING LINEUPS

OPPONENT	1	2	3	4	5
Southern Illinois	C-Key	F-Dye	G/F-Burrell	G/F-Darby	G-Walker
UCF	C-Key	F-Dye	G/F-Darby	G-Horston	G-Walker
South Florida	C-Key	F-Dye	G/F-Darby	G-Horston	G-Walker
Texas	C-Key	F-Dye	G/F-Darby	G-Horston	G-Walker
Kansas	C-Key	F-Dye	G/F-Darby	G-Horston	G-Walker
Oklahoma State	C-Key	F-Dye	G/F-Darby	G-Horston	G-Walker
Tennessee Tech	C-Key	F-Dye	G/F-Darby	G-Horston	G-Walker
Virginia Tech	C-Key	F-Dye	G/F-Darby	G-Horston	G-Walker
Georgia State	C-Key	F-Dye	G/F-Darby	G-Horston	G-Walker
Stanford	C-Key	F-Dye	G/F-Darby	G-Horston	G-Walker
ETSU	C-Key	F-Dye	G/F-Darby	G-Horston	G-Walker
Chattanooga	C-Key	F-Dye	G/F-Darby	G-Puckett	G-Walker
Alabama	C-Key	F-Dye	G/F-Darby	G-Puckett	G-Walker
Arkansas	C-Key	F-Dye	G/F-Darby	G-Horston	G-Walker
Texas A&M	C-Key	F-Dye	G/F-Darby	G-Horston	G-Walker
Ole Miss	C-Key	F-Dye	G/F-Darby	G-Horston	G-Walker
Vanderbilt	C-Key	F-Dye	G/F-Darby	G-Horston	G-Walker
Kentucky	C-Key	F-Dye	G/F-Darby	G-Horston	G-Walker
Georgia	C-Key	F-Dye	G/F-Burrell	G-Horston	G-Walker
Auburn	C-Key	F-Dye	G/F-Burrell	G-Horston	G-Walker
Arkansas	C-Key	F-Dye	G/F-Burrell	G-Horston	G-Walker
Florida	C-Key	F-Dye	G/F-Burrell	G-Horston	G-Walker
UConn	C-Key	F-Dye	G/F-Darby	G-Horston	G-Walker
Missouri	C-Key	F-Dye	G/F-Darby	G-Horston	G-Walker
Vanderbilt	C-Key	F-Dye	G/F-Darby	G-Horston	G-Walker
Alabama	C-Key	F-Dye	G/F-Darby	G-Horston	G-Walker
South Carolina	C-Key	F-Dye	G/F-Darby	G-Burrell	G-Walker
Mississippi State	C-Key	F-Dye	G/F-Darby	G-Burrell	G-Walker
LSU	C-Key	F-Dye	G/F-Darby	G-Burrell	G-Walker
Alabama	C-Key	F-Dye	G/F-Darby	G-Burrell	G-Walker
Kentucky	C-Key	F-Dye	G/F-Darby	G-Burrell	G-Walker
Buffalo	C-Key	F-Dye	G/F-Darby	G-Burrell	G-Walker
Belmont	C-Key	F-Dye	G/F-Darby	G-Burrell	G-Walker
Louisville	C-Key	F-Dye	G/F-Darby	G-Burrell	G-Walker

GAME 3

#16/12 Tennessee vs. #23/22 USF // Nov. 15, 2021

Box score for Game 3 between Tennessee and USF. Includes player statistics for points, rebounds, and assists, along with team totals and shooting percentages.

Summary statistics for Game 3, including points per possession (PPP), steals per possession (SPP), and fouls per possession (FPP) for both teams.

USF vs TENN comparison table for Game 3, showing points from various sources and period-by-period scoring.

GAME 4

#16/12 Tennessee vs. #12/21 Texas // Nov. 21, 2021

Box score for Game 4 between Tennessee and Texas. Includes player statistics for points, rebounds, and assists, along with team totals and shooting percentages.

Summary statistics for Game 4, including PPP, SPP, and FPP for both teams.

TENN vs TEX comparison table for Game 4, showing points from various sources and period-by-period scoring.

KNOXVILLE, Tenn. – Overcoming a six-point deficit entering the fourth quarter, the No. 16/12 Lady Vols took down No. 23/22 South Florida at Thompson-Boling Arena, 52-49.

Jordan Horston led the furious fourth-quarter comeback, scoring 12 of the 14 points for UT. The junior tied a career high with 24 points, adding nine rebounds, four assists and a pair of steals.

The program secured its 489th win over a ranked opponent. In the current rankings, the Lady Vols have five remaining ranked opponents on their schedule, including the next matchup with No. 12/21 Texas on Sunday.

Tennessee dominated the glass in the first frame, collecting 15 rebounds and generating six second-chance points. It was a group effort, as eight of the nine Lady Vols that checked into the quarter logged a board.

USF (2-1) took the momentum in the second quarter by way of the three. The Bulls hit 5-of-6 from beyond the arc during the frame, while four different contributors knocked down a trey.

The third quarter was an offensive explosion, as the Lady Vols and Bulls traded baskets throughout the 10 minutes. Tennessee won the highest scoring period of the young season, 18-17.

A drama-filled fourth quarter saw the Tennessee defense buckle down, forcing five USF turnovers and blocking a pair of shots.

Tennessee trailed by as much as nine and regained the lead with 1:38 left in the game, 47-46. USF hadn't trailed since there were three minutes left in the second period.

Horston had an answer six seconds later, running the floor, draining a layup and drawing a foul. She converted the and-1, and the Lady Vols never looked back, scoring the game's final five points.

KNOXVILLE, Tenn. – Tying a program-record 15 blocks in a game and overcoming an 11-point fourth-quarter deficit, the No. 16/12 Tennessee women's basketball team took down No. 12/21 Texas, 74-70, in overtime in front of a raucous crowd of 9,460 in Thompson-Boling Arena.

Jordan Tamari Key's career day resulted in the fifth triple-double in program history, while classmate Jordan Horston led the offensive charge in the Lady Volunteers' comeback win.

Key, a 6-foot-6 center, posted the fifth triple-double in program history, scoring 10 points and adding 18 rebounds and 10 blocks in 39 minutes of play. Her second double-breasted pair her previous career high of 12 and she matched her best for blocks, tying for the second-highest tally in UT annals.

Horston was masterful on the offensive end for the second consecutive game, posting another banner day. The 6-2 guard led all Lady Vol scorers with 28 points, a career high.

Graduate guard Jordan Walker also added 13 points and a team-leading five assists. The first quarter was marked by both sides going on long scoring runs.

Texas jumped out to a 6-1 lead early in the game, but the Lady Vols battled back, taking a 6-0 run from the 7:44 mark to 3:42. Texas' offense was stifled during that period, shooting 0-for-8 from the field.

The second half saw back-and-forth scoring efforts. Horston led Tennessee offensively, totaling 10 points on 4-of-7 shooting in the period. She added three rebounds to match Key.


Texas came out white-hot to start the third quarter, sinking 5-of-8 from the floor and 2-of-4 from beyond the arc. The Longhorns limited Tennessee to 5-of-17 (29.4 percent) shooting and won the quarter, 21-10, leading by as many as 12 with 2:48 remaining in the period before the Lady Vols whittled it to 10 before the quarter ended.

The Big Orange trailed by 10 to open the fourth and was behind by as many as 11 in the stanza. The offense finally kicked into gear, though, going on a 12-2 run in the last 6:26 of the game. Tennessee collected seven points from the charity stripe, and Alexis Dye laid in the game-tying basket with 21 seconds left in the contest to send the battle of UTs into overtime.

The extra frame saw a dominant Tennessee performance on the glass, out-rebounding Texas 7-3 in the final five minutes and moving ahead by five, 66-61, at the 3:26 mark. The Lady Vols were 6-of-8 from the free throw line and 4-of-7 from the floor, as they registered 15 points in the period but their advantage back to six with 18 seconds to go when Horston hit a pair of charity attempts to make it 74-68 before eventually winning by four.

GAME 9

#9 Tennessee vs Georgia State // Dec. 12, 2021



Box score for Game 9, Tennessee vs Georgia State. Includes player stats for points, rebounds, assists, steals, blocks, and shooting percentages.

Technical Fouls, Shooting by Period, and Team statistics for Game 9.

Points from turnovers and shooting by period breakdown for Game 9.

Points from turnovers, second chance, and time with lead for Game 9.

KNOXVILLE - Five Lady Vols finished in double figures in a balanced offensive effort...

A pair of Lady Vols secured double-doubles, as junior center Tamari Key finished with a team-high 16 points and 11 rebounds...

Three other UT players secured 10+ points, as graduate forward/center Keyen Green tallied the highest scoring output since coming to Rocky Top with 14 points...

Tennessee (9-0) tossed in 21 of 29 attempts (72.4 percent) from the free-throw line. It was the first time the Lady Vols made more than 20 charity shots since last year's upset of No. 2 South Carolina...

UT dominated the glass, pulling down 62 rebounds, 26 of which came at 11 at the media break, but a basket right before the media timeout helped the Big Orange compile a 14-2 run spanning over five minutes...

The Lady Vols continued to get it done on both ends in the second quarter, topping GSU, 19-9, in the period. UT went to the locker room leading, 42-24, and Key was critical to that success...


A long third quarter saw a combined 17 fouls and 21 free throws between the two sides. The Lady Vols were locked in from the charity stripe, sinking 10-of-13 (76.9 percent) from the line...

Nine different Lady Vols saw the court in the final quarter, as Tennessee finished off a dominant night on the glass. Seven UT players logged a board in the fourth quarter, with Green and freshman forward Karoline Stripplin pulling down three rebounds...

Nine of Tennessee's boards in the fourth were on the offensive end, leading to seven second-chance points.

GAME 10

#7/9 Tennessee vs #3 Stanford // Dec. 18, 2021



Box score for Game 10, Tennessee vs Stanford. Includes player stats for points, rebounds, assists, steals, blocks, and shooting percentages.

Technical Fouls, Shooting by Period, and Team statistics for Game 10.

Points from turnovers and shooting by period breakdown for Game 10.

Points from turnovers, second chance, and time with lead for Game 10.

KNOXVILLE - In a high-energy battle, the No. 7/9 Tennessee women's basketball team fell to No. 3/3 Stanford, 74-63, in Thompson-Boling Arena.

The Lady Vols (9-1) went on a season-high 17-0 run starting in the waning moments of the second quarter and ending with 2:31 left in the third. After trailing by 20, the run brought the Big Orange back to within a three-point margin in the third. Stanford's offense, however, would not be held down permanently...

Tennessee, supported by a crowd of 10,017 that was the best since the 2019-20 campaign, connected on a season-high seven treys in the game, with Jordan Walker, Jordan Horston and Sara Puckett each draining two.

Horston registered her fifth double-double of the season, recording 19 points and 12 rebounds. She added four steals and five assists. Alexis Dye also finished in double figures with 14, and she notched eight boards.

While both teams finished under 35-percent shooting, it was the deep ball that gave both teams offensive energy and momentum. Stanford finished 9-of-25 (36.0 percent), while the Lady Vols were 7-of-16 (43.8 percent) with their most makes in 2021-22.

Stanford (8-2) was propelled by Haley Jones, who scored 18 points and was 12-of-12 from the free-throw line. She added 19 rebounds, 16 on the defensive glass.

It was a back-and-forth first quarter, with Stanford taking a 17-13 lead off eight late points from Lexie Hull. Horston supplied the energy for Tennessee in the first period, pulling down five boards and adding four points. Puckett drilled a three and a pair of free throws to lead the team in scoring during the stanza with five.

Stanford controlled the second quarter, taking a 43-26 lead into the halftime break. Brooklynn Miles gave UT a needed spark, drilling a 3-pointer on Tennessee's last possession to jolt energy into the Big Orange side at the break.

The Lady Vols came out of the locker room with a ferocious counter punch, holding the Cardinal scoreless for the first seven and a half minutes of the second half. Tennessee zipped to a 14-0 run in the quarter and 17-0 total (including the last three points of the first half), carding its longest run of the 2021-22 season. Dye sank eight of the Lady Vol points during that run. Defensive prowess helped Tennessee back into the game, as the Lady Vols forced eight turnovers and had six steals in the quarter. Stanford finished the frame with a six-point, 52-46 lead, courtesy of a 3-pointer from Hannah Jung as time expired in the period.

Stanford's fourth quarter offense was jolted by the deep ball, with three of five Cardinal field goals coming from beyond the arc. Stanford also drained 9-of-10 from the charity stripe in the fourth to seal the deal. Horston paced the Big Orange offense in the final period with 10 points.

- GENERAL
STAFF
PLAYERS
REVIEW
HISTORY
FACILITIES
NCAA
SEC
RECORDS
MEDIA INFO



GAME 19

#5/6 Tennessee at #13/13 Georgia // Jan. 23, 2022



Official Basketball Box Score - Final Tennessee at Georgia

Game Time: 2:02 PM Game Duration: 1:57 Attendance: 5,117

Officials: Dennis Brunk, Kate Lohrsky, Luke Costello

Tennessee - 83

Record: 18-17 (7-0)

Box score table for Tennessee vs Georgia showing player stats (Points, Rebounds, Assists, Steals, Blocks, Fouls) and team totals.

Shooting By Period table showing percentages for Tennessee in each quarter.

Georgia - 55

Record: 15-4 (8-3)

Box score table for Georgia vs Tennessee showing player stats.

Shooting By Period table showing percentages for Georgia in each quarter.

UT UGA comparison table for key statistics like Biggest Lead, Best Scoring Run, etc.

ATHENS, Ga. -- The No. 5/6 Lady Vols picked up their fifth AP Top-25 win of the season, defeating No. 13/13 Georgia in Stegeman Coliseum, 63-55.

Tennessee (18-17/0 SEC), the only team undefeated in conference play, is enjoying its best start to a season since the 2007-08 campaign when the squad started 22-1 en route to SEC and NCAA championships.

The Big Orange women have now reeled off nine straight wins in 2021-22 and nine straight conference wins, dating back to last season. They also won their seventh straight SEC road contest, with their last setback coming last season at Georgia.

Junior Jordan Horston turned in her ninth double-double of the season and fourth in five games to lead Tennessee with 19 points and 11 rebounds. Senior Rae Burrell was also in double digits with 13.

Jenna Staiti was the high scorer for UGA (15-4, 4-3 SEC) with 16, while Que Morrison was close behind with 14.

Alexus Dye put UT up early with back-to-back buckets before Staiti knocked down a trey to get UGA on the board two minutes and 45 seconds into play. Horston responded with a layup, but Morrison scored on the fast break to set off a 10-3 run that put the Bulldogs ahead 13-9 with 2:35 left in the first.

Morrison stretched Georgia's lead to six with a 3-pointer on the first possession of the second quarter. Horston made a layup on the other end, but Malury Bates and Reagan Richardson combined for five quick points to put the Bulldogs up 24-15 with 7:00 left in the half. UGA maintained a comfortable lead until Dye hit a jumper at the 1:37 mark, and the Lady Vols closed out the half with an 8-0 run to pull within one at 32-31.

The Bulldogs went back up by three after Jordan Isaacs hit a jumper, but Tennessee reclaimed the lead just over a minute into the second half off back-to-back buckets by Burrell. A basket by Dye stretched the lead to 37-34 at the 8:25 mark, but Georgia reclaimed the lead a minute later. Horston responded with a layup, and Jordan Walker followed it up with another to put UT back on top and set in motion an 11-2 run that gave the Lady Vols a 48-40 lead with 3:53 left in the third. The Bulldogs clawed back three a minute and a half later, but a jumper in the closing seconds by Sara Puckett gave UT a five-point lead entering the final stanza.

A pair of free throws by Key stretched UT's lead to 52-47 at the start of the fourth, but Staiti answered with a pair of layups to cut UGA's deficit to three with seven minutes left in the game. Brooklyn Miles countered by scoring her first points of the contest in the form of a trey to put the Lady Vols ahead by six. Jayvn Nicholson answered with her first points on Georgia's next possession, converting on an old-fashioned three-point play. Morrison then cut it to 57-55 with a free throw at the 4:10 mark, but Horston followed it up with a jumper a minute later. Both teams hit a scoring drought over the next two minutes until Key hit a pair of free throws with 49 seconds remaining. Horston and Walker each added a free throw in the final seconds to close out the 63-55 victory on the road.

GAME 20

#4/5 Tennessee at Auburn // Jan. 27, 2022



Official Basketball Box Score - Final Tennessee at Auburn

Game Time: 7:02 PM Game Duration: 2:02 Attendance: 5,314

Officials: Dan Hartman, Byron Estelino, Fran Claiborne, Stephen

Tennessee - 61

Record: 18-2 (7-1)

Box score table for Tennessee vs Auburn showing player stats.

Shooting By Period table showing percentages for Tennessee in each quarter.

Auburn - 71

Record: 9-10 (7-1)

Box score table for Auburn vs Tennessee showing player stats.

Shooting By Period table showing percentages for Auburn in each quarter.

UT Auburn comparison table for key statistics like Biggest Lead, Best Scoring Run, etc.

AUBURN, Ala. -- No. 4/5 Tennessee suffered its first conference loss of the season, falling 71-61 to Auburn at Auburn Arena.

Junior Jordan Horston led UT (18-2, 7-1 SEC) in scoring with 21 points and eight rebounds, and graduate Jordan Walker tied her season high of 17 points.

Aicha Coulibaly was the leading scorer for Auburn (9-10, 1-7 SEC) with 26 points. Sania Wells, Jala Jordan, and Annie Hughes were also in double figures with 13, 11, and 10, respectively.

The game started out as a back-and-forth affair with Tamar Key and Coulibaly each scoring the first five points for their teams, tying the game at five-all just under two minutes into play. An 8-0 run by the Lady Vols had Tennessee up 10-5 a minute later before a layup by Coulibaly pulled the Tigers back within three at the 5:56 mark. Walker responded with a trey on the next possession, the first of seven straight UT points that put the Big Orange up 17-7 with 3:36 left in the quarter. Wells got on the scoreboard for UT with a pair of free throws a minute later, setting off a 9-0 run to pull the Tigers within one at the end of the first 17-6.

Coulibaly tied the game up with a free throw 47 seconds into the second period. Rae Burrell answered with a jumper, but the Tigers were up by three by the 8:17 mark courtesy of five quick points by Jordan. Tennessee then went cold offensively, and AU continued to expand its lead, going up by nine off an old-fashioned three-point play by Coulibaly at the 3:32 mark. Sara Puckett and Walker both added buckets for UT to cut the deficit to six just over a minute later, but Wells and Jordan closed out the half with five straight points for the Tigers, making the halftime score 39-28.

Horston opened the second half with a pair of free throws, and Coulibaly countered with a jumper on the other end before Burrell set off a 12-0 run that saw the Lady Vols reclaim the lead by the 5:08 mark. The lead would change hands twice before Auburn went ahead by four at 48-44 with 2:41 left in the third. Walker rallied Tennessee with a 3-pointer that she followed up with a jumper in the paint to put UT up by one a minute and a half later. Burrell knocked down two free throws to stretch Tennessee's lead to three, but Mar'shaun Bostic drove the length of the floor to hit her first field goal of the game at the buzzer, sending the game into the fourth with the Lady Vols ahead 51-50.

Auburn carried that momentum into the final stanza, reclaiming the lead and stretching it to five before Horston and Key combined to fuel a 6-2 run to pull the Lady Vols within one with 4:32 left in the game. Coulibaly once again rallied the Tigers, hitting a layup that Hughes followed up with a 3-pointer to give Auburn a six-point cushion with 2:27 to play. Bostic added another layup, and the Tigers converted on free throws to stretch their run to 11-0 in the closing seconds. Walker hit a layup just before the buzzer for Tennessee, setting the final score at 71-61.

GAME 31 - SEC TOURNAMENT

#18/15 Tennessee vs. Kentucky // Mar. 5, 2022

Official Basketball Box Score - Final
Kentucky at Tennessee
03/05/22 Women's Basketball

Game Time: 7:00 PM
Game Duration: 2:00
Attendance: 6,072

Officials: Fabrizio Orr, Angelica Salinas, Eric Swartz

Table with columns: NO. Name, FG, SP, FT, Rebounds, Fouls, TP, AS, TO, ST, Blocks, +/-, Shooting By Period. Includes team totals and technical fouls.

Table with columns: NO. Name, FG, SP, FT, Rebounds, Fouls, TP, AS, TO, ST, Blocks, +/-, Shooting By Period. Includes team totals and technical fouls.

Summary table with columns: UK, UT, Points from Turnovers, Paint, Second Chance, Lead Changes, Times Tied, Time with Lead.

GAME 32 - NCAA FIRST ROUND

#4 Seed Tennessee vs. #13 Seed Buffalo // Mar. 19, 2022

Official Basketball Box Score - Final
Buffalo at Tennessee
03/19/22 Thompson-Boling Arena, Knoxville, Tenn.

Game Time: 2:00 PM
Game Duration: 1:47
Attendance: 1,440

Officials: Paulus Sparlock, Jay Stankovic, Travis Jankins

Table with columns: NO. Name, FG, SP, FT, Rebounds, Fouls, TP, AS, TO, ST, Blocks, +/-, Shooting By Period. Includes team totals and technical fouls.

Table with columns: NO. Name, FG, SP, FT, Rebounds, Fouls, TP, AS, TO, ST, Blocks, +/-, Shooting By Period. Includes team totals and technical fouls.

Summary table with columns: BULLS, TENN, Points from Turnovers, Paint, Second Chance, Lead Changes, Times Tied, Time with Lead.

NASHVILLE, Tenn. - Graduate Alexis Dye put up a game-high 26 points, but it wasn't enough to overcome a Kentucky team that hit six first-quarter treys as No. 18/15 Tennessee fell in the semifinals of the SEC Women's Basketball Tournament at Bridgestone Arena, 83-74.

Dye managed her second straight double-double with a season-high 26 points and 10 rebounds. Senior Rae Burrell also was in double figures for third-seeded Tennessee (23-8) with 16 points on the day.

Rhyné Howard led seventh-seeded Kentucky (18-11) in scoring with 24 points, while Robyn Benton and Jada Walker each turned in 16.

Kentucky came out hot, opening the game with four straight threes to lead 14-3 by the media timeout. Following the break, Kaiya Wynne drew a charge and Dye turned it into two points on the other end to give UT some momentum, as the Lady Vols went on to outscore UK 8-3 over the next four and a half minutes and pull within six. Howard responded with five points in the last 35 seconds of the quarter, while UK held the Lady Vols to two, making the score 22-13 at the end of one.

Burrell knocked down a short jumper on the first play of the second quarter, and the teams traded baskets during the next minute and a half until Burrell and Dye combined for five points on back-to-back plays to pull UT within four with 7:31 left in the half. Two minutes later a turnaround jumper in the paint by Karoline Stripplin cut the deficit to three at 31-28. That margin would hold until Benton hit a trey to put Kentucky up by six at the 3:09 mark, but Tennessee responded with two quick baskets by Stripplin and Brooklynn Miles to creep within two a minute later. Kentucky finished the half strong, closing it out with a 9-3 run to lead 44-37 at intermission.

Dye hit a free throw to start the second half, and UT steadily chipped away at the lead, pulling within three by the 7:27 mark off a 3-pointer by Burrell. The Lady Vols narrowed it to one 30 seconds later when Dye hit a jumper in the paint, but a 10-2 run gave the Wildcats a 56-47 lead with four minutes to go in the third. The teams traded buckets through the end of the period, with UK taking a 61-53 lead into the fourth.

The first points of the final quarter came from a pair of Howard free throws, but Tennessee responded with an 8-0 run capped off by a 10-foot jumper by Jordan Walker that had UT back within two a minute and a half into the period. Treasure Hunt answered with a three for the Wildcats to shift the momentum back in UK's favor, as they went on to lead by 10 with 4:37 left in the contest. Tennessee continued to fight, putting up six quick points to pull within four 40 seconds later, but that was as close as the Lady Vols would get. Howard and Walker combined for 10 points over the closing minutes, securing the 83-74 win for UK.

KNOXVILLE, Tenn. - No. 18/17 Tennessee advanced to the NCAA Second Round, defeating Buffalo in Thompson-Boling Arena, 80-67.

With the win, Tennessee improves to 33-2 all-time in NCAA First Round games and keeps the Lady Vols' record a perfect 24-0 when playing in Knoxville.

Graduate forward Alexis Dye turned in a double-double for fourth-seeded UT (24-8), tallying 18 points and 11 rebounds, as did junior center Tamari Key, who finished with 16 points and 11 rebounds. Senior guard/forward Rae Burrell was the high scorer for UT with 19 points, and graduate guard Jordan Walker added 13.

The 13th-seeded Bulls (25-9) were led by Dyaisha Fair, who managed a game-high 25 points, while Georgia Woolley was also in double figures with 15 on the day.

The Lady Vols came out hot, scoring on their first four possessions to lead 8-0 three minutes into the game. Fair scored the Bulls' first points of the contest with a trey at the 6:23 mark. A pair of first seven straight points that pulled Buffalo within one by the media timeout. A pair of free throws by Walker following the break put UT back on top by three, a margin Tennessee would maintain until the Bulls closed out the first with back-to-back buckets that included a trey at the buzzer, sending the game into the second quarter with the Lady Vols trailing 17-15.

Woolley added another trey to start the second, stretching Buffalo's lead to five points before Key converted on an old-fashioned three-point play on the other end. Key reclaimed the lead for Tennessee a minute later, and Dye followed it up with a 10-foot jumper on the next play to put UT ahead 23-20 with 7:20 left in the half. Loren Christie ended the drought for UB, hitting a jumper to set off a 6-2 run that gave the Bulls a one-point advantage two minutes later. The teams traded baskets for the next four minutes until Walker and Brooklynn Miles scored layups on back-to-back possessions to give UT a three-point lead with 1:30 to go. In the closing seconds, Summer Hemphill added a pair of free throws for Buffalo, and Walker hit one for UT, giving the Lady Vols a 32-30 lead at the half.

The Bulls tied it up at the outset of the second half, but Dye answered with layup on the next possession. Hemphill knotted it up once more before Dye and Burrell combined for a 6-0 run that put UT ahead by six at the 6:41 mark. Two minutes later, BU tied it up at 42-42 off a 3-pointer by Fair, but Tennessee responded, getting three points each from Burrell and Key to lead by six with just under four left in the period. The Lady Vols maintained that lead through the end of the third, taking a 57-51 lead into the final stanza.

Dye hit a pair of free throws to open the scoring in the fourth, but Fair responded with a trey on Buffalo's next possession to make it a five-point game. Key answered with a layup, and Burrell followed it up with a trey to put the Lady Vols up by 10 with 8:41 to play. That set off what would become a 10-0 UT run that moved the score to 68-54 two minutes later. Sania Wilson ended the Buffalo slump with a pair of free throws, and Hemphill added a layup to pull UB within 11, but UT rallied back with four quick points to lead 73-58 with just over five minutes remaining. The Bulls whittled the deficit down to 10 with 3:47 to play, but that's as close as they would get as Tennessee capitalized on free throws to take an 80-67 victory.

■ BREAKING IT DOWN

2021-22 Lineup Combinations

Gms.	Rec.	Line-up (F-F-C-G-G)
1	1-0	Key-Dye-Burrell-Darby-Walker
2-11, 14-18, 23-26	16-3	Key-Dye-Darby-Horston-Walker
12-13	2-0	Key-Dye-Darby-Puckett-Walker
19-22	2-2	Key-Dye-Burrell-Horston-Walker
27-34	4-4	Key-Dye-Darby-Burrell-Walker

Offensive Opportunities

Tennessee shooting from the field (all games):

- 20%FG:** .288 (UCONN)
- 30%FG:** .392 (GSU), .393 (UGA), .390 (ARK2, ALA2), .375 (UF), .353 (UL), .340 (UCF), .333 (USF & KU), .323 (SC), .313 (LSU), .303 (STAN)
- 40%FG:** .479 (TTU), .470 (UK 2), .463 (ALA3), .453 (OM), .439 (BEL), .435 (VT), .434 (ARK1, VU2), .432 (UK1), .431 (AU), .429 (ALAI), .426 (SIU), .424 (MU), .422 (TEX), .418 (VU1), .412 (BUF), .405 (TAMU)
- 50%FG:** .547 (OSU), .544 (UTC), .538 (MSU), .530 (ETSU)
- 60%FG:** N/A

Dee -- Fense

Opponents shooting from the field (all games):

- 10%FG:** N/A
- 20%FG:** .226 (UTC), .239 (ALAI), .258 (TAMU), .267 (VU1), .286 (USF), .269 (UCF), .293 (TTU)
- 30%FG:** .303 (ARK1), .306 (ETSU), .308 (KU), .309 (OSU), .313 (TEX, VU2), .317 (ALA3), .321 (SC), .324 (GSU, UGA), .330 (OM), .345 (VT), .347 (BUF), .349 (STAN), .360 (SIU), .361 (MSU), .370 (BEL), .379 (LSU), .382 (ARK2), .391 (AU, MU)
- 40%FG:** .418 (UL), .429 (UK2), .439 (UK1), .448 (UCONN), .455 (ALA2)
- 50%FG:** .532 (UF)
- 60%FG:** N/A

Leading at the Break (21): +26 (ETSU), +24 (UTC), +19 (OSU), +18 (GSU, OM, VU1), +14 (TAMU, ALA3), +12 (UCF, BEL), +11 (UK1), +8 (TTU), +6 (ALAI), +5 (MU, VU2), +3 (KU, MSU), +2 (VT, BUF), +1 (TEX, ARK1)

Tied at the Break (0):

Trailing at the Break (13): -17 (STAN), -14 (LSU), -11 (AU, LU), -9 (ARK2, ALA2, SC), -7 (USF, UF, UCONN, UK2), -3 (SIU), -1 (UGA)

■ TRACKING UT IN THE POLLS

Wk	AP/Coach	Games	Record This Week
Pre:	RV/RV	W vs. Western Kentucky	1-0
O19/N3 (Pre)	15/12	W-Ga. College	Exh.
---/---	15*/12*	W-vs. So. Illinois, W-@UCF	2-0
N11/---	16/12*	W-vs. #23/22 So. Fla., W-vs. #12/21 Texas	2-0
N23/N23	11/10	W-vs. Kansas, W-vs. Okla. St.	2-0
N29/N30	11/10	W-vs. Tenn. Tech, W-@RV/RV Va. Tech	2-0
D6/D7	9/9	W-vs. Georgia State	1-0
D13/D14	7/9	L-vs. #3/3 Stanford	0-1
D20/D21	7/10	W-vs. ETSU	1-0
D27/D28	7/9	W-vs. UTC., W-vs. Ala., W-@Ark.	3-0
J3/J4	7/8	W-vs. #25/23 Texas A&M, W-@RV/RV Ole Miss	2-0
J10/J11	5/6	W-@Vanderbilt, vs. W-#19/20 Kentucky	2-0
J17/J18	5/6	W-@#13/13 Georgia	1-0
J24/J25	4/5	L-@Auburn	0-1
J31/F1	7/7	W-vs. Arkansas, L-@RV/RV Florida, L-@#10/9 UConn	1-2
F7/F8	13/10	W-vs. Missouri, W-vs. Vanderbilt	2-0
F14/15	12/8	L-@Alabama, L-@#1/1 South Carolina	0-2
F21/22	16/14	W-vs. Miss. State, L-vs. #8/8 LSU	1-1
F28/M1	18/15	W-vs. Alabama, L-vs. Kentucky	1-1
M7/M8	19/17	No Games	0-0
M14/M15	18/17	W-vs. Buffalo, W-vs. Belmont	2-0
M21/M22	18/17 (NP)	L-vs. #4/4 Louisville	0-1

* No poll update



Jordan Horston shares a story with ESPN play-by-play announcer Courtney Lyle about her caution sign prop after Tennessee knocked off No. 12/21 Texas on Nov. 21, 2021, providing yet another heads-up that Tennessee is on course back to national prominence.



HISTORY

ALL-TIME ROSTER

A									
NAME	NO	YEARS	STATUS	HOMETOWN/HIGH SCHOOL	POS	HT	GMS	PPG	RPG
Jody Adams	3	1989-93	Graduate	Cleveland, TN/Bradley Central	G	5-5	107	6.7	1.7
Nicky Anosike	55	2004-08	Graduate	Staten Island, NY/St. Peter's	F/C	6-4	146	7.5	6.3
Alberta Auguste	33	2006-08	Graduate	Marrero, LA/John Ehret	F	5-11	75	5.1	2.6
Lauren Avant	12	2010-11	Transfer	Memphis, TN/Lausanne Collegiate School	G	5-9	19	2.6	1.3

B									
Suzanne Barbre	34	1974-78	Graduate	Morristown, TN/Morristown West	G	5-8	64	13.5	4.2
Briana Bass	1	2008-12	Graduate	Indianapolis, IN/North Central	G	5-2	118	2.1	0.8
Vicki Baugh	21	2007-12	Graduate	Sacramento, CA/Sacramento	F	6-4	111	5.8	5.1
Angie Bjorklund	5	2007-11	Graduate	Spokane Valley, WA/University	G/F	6-0	132	11.1	2.9
Shannon Bobbitt	00	2006-08	Graduate	New York, NY/Bergtraum	G	5-2	74	9.3	2.3
Cindy Boggs	24	1974-75	Graduate	Ducktown, TN	G	5-6			
Fonda Boudurant	12	1975-77	Graduate	South Fulton, TN/South Fulton	G	5-6	30	2.1	0.9
Sherry Bostic	14	1984-86	Transfer	LaFollette, TN/Campbell County	F	5-11	51	3.1	1.9
Nancy Bowman	12	1972-75	Graduate	Lenoir City, TN	G	5-3			
Gina Bozeman	20	1981	Transfer	Sylvestor, GA/Worth Academy	G	5-6	8	1.3	0.4
Dianne Brady	20	1973-75	Graduate	Calhoun, TN	G	5-2			
Alyssia Brewer	33	2008-11	Transfer	Sapulpa, OK/Sapulpa	F	6-3	87	6.9	4.6
Cindy Brogdon	44	1977-79	Graduate	Buford, GA/Greater Atlanta Christian	F	5-10	70	20.8	6.0
Lou Brown	21	2018-20	Graduate	Melbourne, AUST/Australian Inst. of Sport	F	6-3	31	4.6	4.6
Cierra Burdick	11	2011-15	Graduate	Charlotte, NC/Butler	F	6-2	132	8.1	6.0
Rae Burrell	12	2018-22	Graduate	Las Vegas, NV/Liberty	G/F	6-1	110	10.3	4.2
Niya Butts	3	1996-00	Graduate	Americus, GA/Americus	F	6-0	111	2.3	1.2
Tasha Butts	3	2000-04	Graduate	Milledgeville, GA/Baldwin County	G	5-11	141	6.4	3.8

C									
Kelley Cain	52	2007-11	Graduate	Atlanta, GA/St. Pius X	C	6-6	92	8.6	6.2
Nikki Caldwell	33	1990-94	Graduate	Oak Ridge, TN/Oak Ridge	G	5-11	126	5.9	2.2
Sonya Cannon	51	1981-85	Graduate	Maryville, TN/Maryville	F	5-8	21	0.7	0.4
Abby Canon	12	2004-05	Transfer	Shelbyville, TN/Shelbyville Central	G	5-8	7	0.0	0.1
Amanda Canon	11	1998-02	Graduate	Shelbyville, TN/Shelbyville Central	F	5-11	42	0.8	0.4
Andraya Carter	14	2012-16	Graduate	Flowers Branch, GA/Buford	G	5-9	113	6.4	2.6
Tamara Carver	50	1990-91	Transfer	Cosby, TN/Cosby	G	5-6	4	1.0	0.3
Kelli Casteel	34	1988-92	Graduate	Maryville, TN/Maryville	C	6-2	129	6.5	3.4
Tamika Catchings	24	1997-01	Graduate	Duncanville, TX/Duncanville	F	6-1	127	16.6	7.9
Lesia Cecil	51	1985-86	Graduate	Helenwood, TN/Scott County	G	5-2	4	0.8	0.3
Daedra Charles	32	1988-91	Graduate	Detroit, MI/St. Martin de Porres	C	6-3	105	14.2	8.2
Becky Clark	24	1979-80	Transfer	Memphis, TN/Bishop Byrne	G	5-8	10	1.6	1.0
Regina Clark	5	1988-92	Graduate	Saginaw, MI/Buena Vista	G	5-8	109	3.6	1.4
Kristen "Ace" Clement	33	1997-01	Graduate	Broomall, PA/Cardinal O'Hara	G	5-11	136	5.8	2.4
Susan Clower	34	1978-82	Graduate	Kingston, TN/Roane County	G	5-9	139	3.0	1.9
Lynne Collins	40	1980-84	Graduate	Blacksburg, VA/Blacksburg	F	6-0	126	4.8	3.0
Mimi Collins	4	2018-19	Transfer	Waldorf, MD/Paul VI Catholic (Fairfax, VA)	F	6-3	32	5.5	3.4
Shelia Collins	30	1981-85	Graduate	Colbert, GA/Madison County	G	5-9	104	13.6	6.0
Abby Conklin	52	1993-97	Graduate	Charlestown, IN/Charlestown	F	6-3	143	8.6	3.9
Pam Cook	42	1982-83	Quit	Duluth, GA/North Gwinnett	G	5-7	27	3.8	2.2
Te'a Cooper	20/2	2015-17	Transfer	Powder Springs, GA/McEachern	G	5-8	36	8.6	1.9
Elizabeth Curry	10	2006-07	Graduate	New Virginia, IA/Interstate 35	G	5-6	14	0.4	0.0
Bev Curtis	51	1979	Quit	Acworth, GA/Etowah	F	6-0	6	4.0	2.0

D									
Edie Darby	12	2022-	Active	Greenfield, TN/Greenfield	G	5-7			
Tess Darby	21	2020-	Active	Greenfield, TN/Greenfield	G/F	6-1	43	4.6	2.0
Latina Davis	5	1992-96	Graduate	Winchester, TN/Franklin County	G	5-6	136	9.2	4.0
LaToya Davis	4	2000-04	Graduate	Forsyth, GA/Mary Persons	F	6-0	128	3.6	2.1
Rennia Davis	0	2017-21	Graduate	Jacksonville, FL/Ribault	G/F	6-2	118	15.4	8.0
Susie Davis	20	1976-79	Graduate	Hohenwald, TN/Lewis County	F	5-8	69	1.7	1.5
Freda DeLozier		1975	Graduate						
Diamond DeShields	10/11	2014-17	Graduate	Norcross, GA/Norcross	G	6-1	65	15.7	5.7
Rochone Dilligard	42	1991-94	Graduate	Lebanon, TN/Lebanon	F	6-1	44	2.2	1.8
Gail Dobson	52	1971-75	Graduate	Greeneville, TN	C	5-10			
Sybil Dosty	33	2004-05	Transfer	Tucson, AZ/Salpointe	C	6-3	62	2.8	2.7
Kortney Dunbar	13	2014-18	Graduate	Edwardsville, IL/Edwardsville	F	6-2	101	2.9	1.5
Faith Dupree	34	2009-10	Transfer	Knoxville, TN/The Webb School	F/C	6-3			
Kris Durham	23	1987-89	Transfer	Dunellen, NJ/Union Catholic	G	5-8	36	5.9	1.4
Alexus Dye	2	2021-22	Graduate	Birmingham, Ala./Wenonah	F	6-0	34	10.2	7.7

E									
Sarah Edwards	31	1998-01	Graduate	Sevierville, TN/Sevier County	G/F	5-11	36	1.6	0.4
Tonya Edwards	33	1986-90	Graduate	Flint, MI/Northwestern	G	5-10	121	10.5	3.5
Cindy Ely	55	1977-81	Graduate	Canton, GA/Cherokee	C	6-2	128	5.0	4.6
Shyra Ely	43	2001-05	Graduate	Indianapolis, IN/Ben Davis	F	6-2	139	12.0	6.8
Kyra Elzy	5	1996-01	Graduate	LaGrange, KY/Oldham County	G/F	6-1	126	4.5	3.0
Peggy Evans	20	1990-93	Transfer	Detroit, MI/Country Day	C	6-0	94	11.5	6.1

F									
Sherri Fancher	14	1976-79	Graduate	Knoxville, TN/Sevier County	G	5-7	82	1.7	1.0
Tye'sha Fluker	50	2002-06	Graduate	Pasadena, CA/John Muir	C	6-5	140	6.3	4.0
Susan Foulds	42/13	1979-81	Graduate	Annandale, VA/Thomas Jefferson	F	5-11	29	1.1	1.0
Jasmine Franklin	14	2022-	Active	Fayetteville, AR/Fayetteville	F	6-1			
Valerie Freeman	42	1983-85	Medical	Milledgeville, GA/Baldwin County	F	6-0	58	6.2	3.5

ALL-TIME ROSTER

Sheila Frost	12	1985-89	Graduate	Pulaski, TN/Giles County	C	6-4	138	13.0	7.6
Alex Fuller	44	2004-09	Graduate	Shelbyville, TN/Shelbyville Central	F	6-3	139	5.5	3.8

G

Amy Gamble	53	1983-84	Transfer	Glendale, W.VA/John Marshall	F	5-10	42	3.1	3.1
Marci Garner	40	1974-76	Graduate	Maryville, TN	F	5-8			
Teresa Geter	40	1997-99	Transfer	Columbia, SC/Columbia	C	6-3	67	6.1	4.7
Bridgette Gordon	30	1985-89	Graduate	DeLand, FL/DeLand	F	6-0	137	17.9	6.7
Bashaara Graves	10/12	2012-16	Graduate	Clarksville, TN/Clarksville	F	6-2	139	10.9	7.5
Liza Graves	12	1975-78	Graduate	Knoxville, TN/Central	F	5-5	14	0.3	0.5
Amber Gray	10	2008-10	Transfer	West Chester, OH/Lakota West	F	6-1	27	2.7	1.9
Cheridene Green	15	2016-19	Graduate	London, ENG/Harris Acad. Beckenham	F	6-3	65	6.5	5.6
Keyen Green	13	2020-22	Graduate	Philadelphia, PA/Phil-Mont Christ. Acad.	F/C	6-1	23	7.0	3.1
Zaay Green	14	2018-20	Transfer	Duncanville, TX/Duncanville	G	6-0	34	9.8	4.0
Kathie Greene	52	1975-76	Graduate	New Market, TN	C	6-1			
Misty Greene	13	1995-98	Graduate	Decatur, TN/Meigs County	G	5-9	82	3.3	1.1
Debbie Groover	52	1977-81	Graduate	Canton, GA/Cherokee	C	6-0	139	11.4	6.9
Aubrey Guastalli	31	2004-05	Graduate	Westwood, MA/Westwood	G	5-6	8	0.0	0.1

H

Tanya Haave	24/45	1980-84	Graduate	Evergreen, CO/Evergreen	F	6-2	128	13.8	5.9
Leanne Hance	15	1977-78	Quit	Morristown, TN/Morristown West	F	5-7	14	1.2	1.1
Jerilynn Harper	31	1978-79	Transfer	Jefferson City, TN/Jefferson Co.	C	6-1	37	9.9	4.6
Kamera Harris	5	2016-20	Graduate	Hampton, GA/Dutchtown	F	6-3	64	1.1	1.2
Isabelle Harrison	20	2011-15	Graduate	Nashville, TN/Hillsboro	C	6-3	112	9.6	6.9
Lisa Harrison	21	1989-93	Graduate	Louisville, KY/Southern	F	6-0	130	8.7	6.3
Pat Hatmaker	20/24	1980-84	Graduate	Knoxville, TN/Karns	G	5-8	128	3.5	1.4
Debbie Hawhee	52	1988-92	Graduate	Greeneville, TN/South Greene	F	6-1	107	3.0	1.7
Anastasia Hayes	1	2017-18	Transfer	Murfreesboro, TN/Riverdale	G	5-7	33	9.3	2.5
Dena Head	11	1988-92	Graduate	Canton, MI/Plymouth-Salem	G	5-11	135	11.0	4.8
Lea Henry	44	1979-83	Graduate	Damascus, GA	G	5-4	134	8.4	1.8
Chamique Holdscraw	23	1995-99	Graduate	Astoria, NY/Christ the King	F	6-2	148	20.4	8.8
Jillian Hollingshead	53	2022-	Active	Gainesville, GA/McEachern	F	6-5			
Alexis Hornbuckle	14	2004-08	Graduate	Charleston, WV/South Charleston	G	5-11	138	9.7	5.4
Jordan Horston	25	2019-	Active	Columbus, OH/Africentric Early College	G	6-2	79	11.4	6.1
Karla Horton	55	1984-87	Graduate	Kershaw, SC/Andrew Jackson	C	6-2	99	9.4	7.8

J

Brittany Jackson	25	2001-05	Graduate	Cleveland, TN/Bradley Central	F	6-0	134	6.9	1.9
Gwen Jackson	13	1999-03	Graduate	Eufaula, AL/Eufaula	C	6-2	137	11.0	5.7
Meme Jackson	10	2015-19	Graduate	Murfreesboro, TN/Blackman	G/F	5-11	116	6.6	2.5
Rickey Jackson	2	2022-	Active	Detroit, MI/Detroit Edison P.S. Acad.	F	6-2			
Marlene Jeter	15	1990-92	Graduate	Carlisle, SC/Union	F	6-0	29	3.2	2.2
Dana Johnson	53	1991-95	Graduate	Baltimore, MD/Western	C	6-2	133	12.2	7.8
Glory Johnson	25	2008-12	Graduate	Knoxville, TN/The Webb School	F	6-3	141	11.7	8.6
Michelle Johnson	00/44	1993-95	Medical	Shelbyville, TN/Shelbyville Central	F	6-0	38	3.1	2.8
Tiffani Johnson	4	1994-97	Graduate	Charlotte, NC/Garinger	C	6-4	110	8.9	6.8
Kellie Jolly	14	1995-99	Graduate	Sparta, TN/White County	G	5-12	132	6.8	1.9
Jasmine Jones	2	2012-16	Graduate	Madison, AL/Bob Jones	F	6-2	82	5.2	3.8

K

Tamari Key	20	2019-	Active	Cary, NC/Cary	C	6-6	90	8.9	6.3
Janice Koehler	14	1974-76	Graduate	Nashville, TN	G	5-6			
Kasiyahna Kushkituah	11	2017-21	Graduate	Atlanta, GA/St. Francis	C	6-4	100	5.0	4.1

L

Tammy Larkey	52	1981-83	Transfer	Gray, TN/Daniel Boone	C	6-5	42	4.8	3.6
Kara Lawson	20	1999-03	Graduate	Alexandria, VA/West Springfield	G	5-8	143	13.6	4.3
Brynae Laxton	31	1995-98	Graduate	Oneida, TN/Oneida	F	6-0	99	2.7	2.2
Cheryl Littlejohn	44	1983-87	Graduate	Gastonia, NC/Hunter Huss	C	6-3	118	2.3	1.5

M

Alicia Manning	15	2008-12	Graduate	Woodstock, GA/Etowah	F	6-1	139	4.5	3.9
Michelle Marciniak	3	1993-96	Graduate	Macungie, PA/Allentown Ctr. Cath.	G	5-9	104	9.7	2.5
Pam Marr	10	1982-86	Graduate	Winter Park, FL/Winter Park	G	5-6	132	1.9	1.0
Dawn Marsh	4	1984-88	Graduate	Alcoa, TN/Alcoa	G	5-6	132	5.6	1.7
Ariel Massengale	5	2011-15	Graduate	Bolingbrook, IL/Bolingbrook	G	5-7	122	9.5	2.6
Jazmine Massengill	13	2018-20	Transfer	Chattanooga, TN/Hamilton Hts. Christ.	G	6-0	63	4.9	4.0
Jaiden McCoy	15	2019-21	Graduate	Knoxville, TN/Farragut	F	6-3	29	2.8	1.9
Melissa McCray	35	1985-89	Graduate	Johnson City, TN/Science Hall	G	5-10	139	6.3	2.7
Nikki McCray	23	1991-95	Graduate	Collierville, TN/Collierville	F	5-11	127	12.4	5.3
Courtney McDaniel	34/42	2000-04	Graduate	Bristol, TN/Tennessee	C/F	6-1	101	3.5	2.7
April McDivitt	10	1999-02	Transfer	Connersville, IN/Connersville	G	5-8	104	5.0	1.5
Carla McGhee	24	1986-90	Graduate	Peoria, IL/Manual	F	6-3	101	6.1	5.1
Lisa McGill	24	1976-79	Graduate	Gatlinburg, TN/Sevier County	F	5-10	50	5.9	4.6
Cait McMahan	2	2006-09	Medical	Maryville, TN/Heritage	G	5-4	44	2.8	1.2
Alexa Middleton	33	2014-17	Transfer	Murfreesboro, TN/Riverdale	G	5-9	97	4.9	1.7
Brooklynn Miles	0	2021-	Active	Frankfort, KY/Franklin County	G	5-4	33	2.5	2.8
Laurie Milligan	11	1994-98	Graduate	Tigard, OR/Tigard	G	5-8	102	3.6	1.1
Zandra Montgomery	30	1977-79	Graduate	Cleveland, TN/Bradley Central	F	5-10	65	10.0	4.8
Nicci Moats	34	2006-07	Transfer	Daleville, VA/Lord Botetourt	F	6-2	9	0.8	0.9
Loree Moore	21	2001-05	Graduate	Lakewood, CA/Narbonne	G	5-9	118	6.1	3.8
Nia Moore	21/1	2012-16	Graduate	Chicago, IL/Bolingbrook	C	6-3	101	3.2	2.3
Pearl Moore	42	1987-90	Graduate	Harriman, TN/Harriman	F	6-2	39	3.0	2.7

GENERAL

STAFF

PLAYERS

REVIEW

HISTORY

FACILITIES

NCAA

SEC

RECORDS

MEDIA INFO



HISTORY

ALL-TIME ROSTER

Tasheika Morris	12	1999-00	Transfer	Huntsville, AL/Butler	F	6-0	23	2.2	0.8
Karen Morton	50	1982-83	Transfer	Lake City, TN/Lake City	C	6-3	21	11.7	5.5
Lindsey Moss	21	2005-06	Transfer	Alpharetta, GA/Chattahoochee	G	6-1	28	2.0	0.7
Sabrina Mott	40	1986-87	Graduate	Brentwood, TN/Brentwood	G	5-9	10	0.7	0.4
Michelle Muñoz	14	2001-02	Transfer	Mason, OH/Mason	F	6-1	27	3.7	2.0

N

Jaime Nared	31	2014-18	Graduate	Portland, OR/Westview	G/F	6-2	128	11.4	5.6
Cindy Noble	32	1978-81	Graduate	Clarksburg, OH/Adena	C	6-5	103	15.2	7.1
Schaquilla Nunn	4	2016-17	Graduate	Fayetteville, GA/Fayette County/Winthrop	F	6-3	32	4.8	4.5

O

Kathy O'Neil	40	1976-80	Graduate	Newport, TN/Cocke County	F	5-11	137	5.2	3.5
Mary Ostrowski	14	1980-84	Graduate	Parkersburg, WV/Parkersburg Catholic	F/C	6-2	125	13.8	8.0

P

Candace Parker	3	2004-08	Graduate	Naperville, IL/Naperville Central	F	6-4	110	19.4	8.8
Jane Pemberton	44	1975-76	Graduate	Deer Lodge, TN	C	5-10			
Jasmine Phillips	1	2012-13	Transfer	Hartsville, SC/Hartsville	G	5-10	12	1.9	0.9
Shalon Pillow	50	1998-02	Graduate	Addyston, OH/Taylor	C	6-3	108	2.7	1.5
Jasmine Pissott	13	2022-	Active	Toms River, NJ/Red Bank Catholic	G/F	6-4			
Jasmine Powell	15	2022-	Active	Detroit, MI/Detroit Country Day	G	5-6			
Sara Puckett	1	2021-	Active	Muscle Shoals, AL/Muscle Shoals	G/F	6-2	34	6.4	3.5

R

Semeka Randall	21	1997-01	Graduate	Cleveland, OH/Trinity	G	5-10	140	13.7	5.1
Jill Rankin	13	1979-80	Graduate	Phillips, TX/Phillips	C	6-3	38	19.2	7.3
Linda Ray	23/35	1981-85	Graduate	Norris, TN/Norris	F	5-9	19	1.1	0.8
Dominique Redding	13	2003-07	Graduate	Clearwater, FL/Clearwater	F	6-1	130	3.3	1.3
Jessie Rennie	10	2019-	Active	Bendigo, AUST/Bendigo Sr. Secondary	G	5-8	65	1.6	0.7
Jordan Reynolds	0	2013-17	Graduate	Portland, OR/Central Catholic	G	5-11	135	5.7	3.6
Emily Roberts	52	1976-77	Graduate	Sharon, TN/Westview	C	5-9	25	2.8	2.3
Patricia Roberts	44	1976-77	Graduate	Monroe, GA/Monroe	F/C	6-1	33	29.9	14.2
Ashley Robinson	33/43	2000-04	Graduate	Grand Prairie, TX/South Gr.	C	6-5	132	7.0	5.1
Mercedes Russell	21	2013-18	Graduate	Springfield, OR/Springfield	C	6-6	136	11.7	8.0

S

Destiny Salary	2	2020-21	Transfer	Jonesboro, AR/Jonesboro	G	6-0	24	2.0	2.4
Emily Saunders	31	2019-22	Graduate	Mullens, WV/Wyoming East	C	6-5	46	1.5	1.2
Debbie Scott	50	1988-90	Transfer	Gallatin, TN/Gallatin	F	6-0	70	4.7	1.9
Joy Scruggs	22	1971-75	Graduate	Cleveland, TN	G	5-3			
Jan Seay	31	1977-78	Quit	Albany, GA/Albany	F	5-8	3	0.7	0.0
Shelley Sexton	23	1983-87	Graduate	Lake City, TN/Anderson County	G	5-7	112	8.5	2.5
Meighan Simmons	10	2010-14	Graduate	Cibola, TX/Byron P. Steele II	G	5-9	143	14.4	2.8
Sydney Smallbone	20	2007-11	Graduate	Granger, IN/St. Joseph's	G	5-10	106	2.5	0.9
Kim Smallwood	10	1995-96	Transfer	Richmond, TX/Lamar Consolidated	F	5-10	21	2.0	1.4
Melissa Smith	44	1989-90	Transfer	Schofield, WI/D.C. Everest	C	6-2	25	1.4	1.2
Tanika Smith	25	1993-95	Transfer	Knoxville, TN/Central	G	5-8	39	1.1	0.6
Michelle Snow	00	1998-02	Graduate	Pensacola, FL/Pensacola	G	6-5	137	10.9	6.5
Kristie Snyder	15	1983-84	Graduate	Knoxville, TN/Bearden	G	5-6	6	0.7	0.3
Taber Spani	13	2009-13	Graduate	Lee's Summit, MO/Home Schooled	G	6-1	132	8.0	3.6
Sidney Spencer	1	2003-07	Graduate	Hoover, AL/Hoover	F/C	6-3	133	8.2	3.8
Kathy Spinks	11	1984-88	Graduate	Forest Hills, KY/Belfrey	C	6-2	125	4.7	3.0
LaShonda Stephens	34	1996-00	Graduate	Woodstock, GA/Sequoyah	C	6-3	92	2.5	1.9
Shekinna Stricklen	40	2008-12	Graduate	Morrilton, AR/Morrilton	G/F	6-2	139	13.5	6.5
Karoline Striplin	11	2021-	Active	Hartford, Ala./Geneva County	F	6-3	25	2.6	2.1
Marta Suárez	33	2020-	Active	Oviedo, SPAIN/Joaquim Blume Institute	G/F	6-3	22	4.1	3.6

T

Sue Thomas	30	1974-77	Graduate	Maryville, TN/Everett	F	5-8	33	11.3	6.1
Pashen Thompson	44	1993-97	Graduate	Philadelphia, MS/Philadelphia	C	6-1	130	7.4	6.3
Mina Todd	23	1980-81	Transfer	Murray, KY/Calloway County	G	5-10	9	4.5	2.0
Paula Towns	51/55	1980-84	Graduate	Fort Valley, GA/Peach County	F	6-1	117	9.5	6.5
Gay Townson	14	1986-87	Graduate	Loudon, TN/Loudon	F	5-9	10	0.8	0.2
Jannah Tucker	4	2013-15	Transfer	Baltimore, MD/New Town	G	6-0	2	0.0	0.5
Jennifer Tuggle	32	1984-88	Graduate	Etowah, TN/McMinn Central	F	6-2	97	4.6	2.4

W

Jordan Walker	4	2020-	Active	Muskegon, Mich./Mona Shores	G	5-8	59	6.7	4.3
Vonda Ward	24	1991-95	Graduate	Northfield, OH/Trinity	C	6-6	125	6.7	5.6
Holly Warlick	22	1976-80	Graduate	Knoxville, TN/Bearden	G	5-7	141	6.4	3.5
Jackie Watson	32	1974-77	Graduate	Crossville, TN/Cumberland County	F	5-8	33	4.9	3.8
Lisa Webb	34	1983-88	Graduate	Milledgeville, GA/Baldwin County	F	5-9	113	6.4	4.1
Evina Westbrook	2	2017-19	Transfer	Salem, OR/South Salem	G	6-0	64	11.5	3.2
Sa'de Wiley-Gatewood	15	2004-05	Transfer	Pomona, CA/Lynwood	G	5-9	22	5.6	2.0
Kamiko Williams	4	2009-13	Graduate	Clarksville, TN/Northeast	G	5-11	128	5.5	2.9
Tiffany Woosley	10	1991-95	Graduate	Shelbyville, TN/Shelbyville Central	G	5-6	104	10.5	2.2
Kaiya Wynn	5	2021-	Active	Richmond, TX/Foster	G	6-0	30	2.3	2.0

Z

Shanna Zolman	5	2002-06	Graduate	Syracuse, IN/Wawasee	G	5-10	144	11.8	2.5
---------------	---	---------	----------	----------------------	---	------	-----	------	-----

*CD = Completing Degree

THE EARLY YEARS

The following is a list of all women known to have been a member of a University of Tennessee women's basketball team between 1903 and 1974. Years of participation refer to the end of that academic year, the conclusion of the season. This list, compiled from all available sources, is not assumed to be complete or even necessarily correct.

THE PLAYERS

ANDERTON, Billye 1969-70	GRAVES, Patricia 1971	PERKINS, Margaret 1905-06
ANDERTON, Mary 1926	GREEN, Brenda 1963 to 66	PETRONI, Patty 1973
ARGERA, — 1971	GREGORY, Gloria 1963 to 66	PIERCE, Patty 1969
AYCOCK, Mary or Pauline 1922	GROVES, Sue 1974	PIETY, Linda 1970
BAIRD, Evelyn 1924-25-26*	HALL, Jennifer 1969	POLK, Essie 1905*-06*
BARFIELD, Carol 1971	HAPE, Nelle 1920	POPE, Anne 1922-23
BAUMAN, Harriet 1904	HARBERT, Florine 1924-25	POWELL, Lou Ann 1969-70
BEAN, Lucille 1926	HARDIN, Mary 1909	PRESTLEY, Lelia 1926
BLAIR, Annis or Sara 1922	HARRIS, Anne 1925	PRUETT, Diane 1971
BLANTON, Mary Virginia 1926	HAZELWOOD, Margaret 1924-25	PULLIN, Burline 1972
BOND, Nell 1924	HIBLER, Mary Dell 1969*-70	RHEA, Colleen 1926
BORTHICK, Melinda 1972-73-74	HICKEY, Gayle 1970-71	RICE, Genevieve 1907-08
BRIMI, Barbara 1965 to 68	HICKS, Agnes 1925-26	ROCKWELL, Katherine 1920
BRYANT, Marjorie 1922-23	HILL, Jane 1969	ROEHL, Winona 1905
BURDICK, Kathleen 1922	HITE, Maude 1904-05-07	SCARBROUGH, Ann 1971
CABLE, Catherine 1926	HOBBS, Terry 1973	SCHULTZE, Sue 1973-74
CALDWELL, Linda 1969-70	HOHNE, Maria 1974	SCOTT, Gloria 1972-73-74
CAPPS, Ethel 1926	HOOD, Grace 1905-06-07*-08*	SCOTT, Virginia 1920*
CARLETON, Adaline 1925	HOPSON, Trixie 1923	SHANTON, Mary Moore 1926
CAROTHERS, Hattie 1922	HOUSE, Mary 1920	SMALLEY, Louise 1923
CARTER, Sandy 1974	HULING, Fannie 1924-25	SMARTT, Jane 1965 to 68
COLE, Susie 1970	JARDET, Jan 1969-70-71-72*	SMITH, Maud Walker 1924
CONLEY, Ruby 1924-25	JARRELL, Jackie 1970	STARK, Margaret 1920
COOKE, Mary 1925	JETER, Gladys 1920	STOKELY, Anna 1923
COOLEY, Elizabeth 1905	JOHNSON, Mary 1920	STOLTZFUS, Christine 1909
COOPER, Mary 1906	KEHR, Florence 1910	STRADLEY, Mildred 1923-24-25-26
COPELEY, Marie 1972	KEHR, Marguerite 1909-10	THOMPSON, — 1969
CRESTLA, — 1926	KELLER, Maude 1903	THORNBURGH, Laura 1903-04
CROW, Mabel 1925	LACY, Louise 1926	TODD, Nannie 1906
CROW, Dona 1971	LEE, Ann 1969	TREADWELL, Mary 1903
DAHNIKE, Marjorie 1926	LENAHAN, Kyran 1973-74	UPCHURCH, Catherine 1926
DAMON, Myrtle 1907	LOVELACE, Inez 1924-25*	VANNEMAN, Agnes 1920
DANIEL, Mary 1910	LOWE, Alberta 1920	WADE, Daisy 1906
D'ARDELL, Verdi 1922	LYMAN, Jessica 1910*	WALDROP, Eve 1971
DAVIS BAXTER, Carolyn 1963	MABRY, Evelyn 1926	WARD, Sadie 1904
DAVIS, Marjorie 1907-08-10	McCRACKEN, Jennilee	WATKINS, Sarah 1923-25
DeGOLIA, Fannie 1903-04	1922-23-24-MG25	WAYLAND, Edith 1907
DODD, Lillian 1905	McINTIRE, Blanch 1903	WELLER, Helen 1924*
DOZIER, Mary 1926	McNABB, Leta 1910	WEYLAND, Anna 1906
DUNBAR, Jackie 1974	MILLER, Bertha Rose 1906	WHITE, Becky 1926
DUNN, Barbara 1972-73	MILLER, Grace 1907-08-09	WILLIAMS, Frances 1924-25-26
ELKINS, Catherine 1925	MINTON, Lucille 1926	WILLIAMS, Jane 1903-04
ELLIS, Mary 1926	MORGAN, Lucy 1920-22	WILLIAMS, Katherine 1903*
FERRIS, Elizabeth 1924-25	MORIARTY, Lois 1923*	WINGATE, Marion 1923
FOX, — 1924	MORRILL, Jenny 1904*	WYATT, Margie 1971
FRAZIER, Claudia 1908-09*	NELSEN, Gretchen 1909-10	YOUNG, Elizabeth 1926
FRITZ, Ruthie 1969-70	NICKERSON, Margaret 1910	YOW, Venessa 1972
FULLER, Aimee 1974	PASCHALL, Debbie 1972-73	
GARTH, Jeanie 1920*	PAYNE, Diane 1971	
GILDERSLLEEVE, Mabel 1904-06-07	PEMBERTON, Lynn 1972-73	
GOODWIN, Carol 1963	PERKINS, Alice 1907-08	

italics indicate estimated years
* - team captain

INCOMING TRANSFER HISTORY

The following is a presumed list of all players who have transferred into the Tennessee program from junior colleges and four-year colleges, either as an undergraduate or graduate student.

NAME	NO	YEARS	STATUS (TYPE)	HOMETOWN/PREVIOUS COLLEGE	POS	HT	GMS	PPG	RPG
Patricia Roberts	44	1976-77	Graduate (UG)	Monroe, GA/Emporia State	F/C	6-1	33	29.9	14.2
Cindy Brogdon	44	1977-79	Graduate (UG)	Buford, GA/Mercer	F	5-10	70	20.8	6.0
Zandra Montgomery	30	1977-79	Graduate (JC)	Cleveland, TN/Cleveland State C.C.	F	5-10	65	10.0	4.8
Cindy Noble	32	1978-81	Graduate (UG)	Clarksburg, OH/Ohio State	C	6-5	103	15.2	7.1
Jill Rankin	13	1979-80	Graduate (UG)	Phillips, TX/Wayland Baptist	C	6-3	38	19.2	7.3
Michelle Marciniak	3	1993-96	Graduate (UG)	Macungie, PA/Notre Dame	G	5-9	104	9.7	2.5
Alberta Auguste	33	2006-08	Graduate (JC)	Marrero, LA/College of Central Florida	F	5-11	75	5.1	2.6
Shannon Bobbitt	00	2006-08	Graduate (JC)	New York, NY/Trinity Valley C.C.	G	5-2	74	9.3	2.3
Jasmine Phillips	1	2012-13	Transfer (JC)	Hartsville, SC/Louisburg College	G	5-10	12	1.9	0.9
Diamond DeShields	10/11	2014-17	Graduate (UG)	Norcross, GA/North Carolina	G	6-1	65	15.7	5.7
Cheridene Green	15	2016-19	Graduate (JC)	London, ENG/ASA College - Brooklyn	F	6-3	65	6.5	5.6
Schaquilla Nunn	4	2016-17	Graduate (GT)	Fayetteville, GA/Winthrop	F	6-3	32	4.8	4.5
Lou Brown	21	2018-20	Graduate (GT)	Melbourne, AUST/Washington State	F	6-3	31	4.6	4.6
Jaiden McCoy	15	2019-21	Graduate (JC)	Knoxville, TN/Northwest Florida State	F	6-3	29	2.8	1.9
Keyen Green	13	2020-22	Graduate (GT)	Philadelphia, PA/Liberty	F/C	6-1	23	7.0	3.1
Jordan Walker	4	2020-	Active (GT)	Muskegon, MI/Western Michigan	G	5-8	59	6.7	4.3
Alexus Dye	2	2021-22	Graduate (GT)	Birmingham, AL/Troy	F	6-0	34	10.2	7.7
Jasmine Franklin	14	2022	Active (GT)	Fayetteville AR/Missouri State	F	6-1			
Jillian Hollingshead	53	2022-	Active (UG)	Gainesville, GA/Georgia	F	6-5			
Rickeya Jackson	2	2022-	Active (UG)	Detroit, MI/Mississippi State	F	6-2			
Jasmine Powell	15	2022-	Active (UG)	Detroit, MI/Minnesota	G	5-6			

(GT) - Graduate Transfer (JC) - Junior College Transfer (UG) - Undergraduate Transfer From Four-Year College

LADY VOLS BY NUMBER

0

NAME	NO	YEARS	STATUS	HOMETOWN/HIGH SCHOOL	POS	HT	GMS	PPG	RPG
Jordan Reynolds	0	2013-17	Graduate	Portland, OR/Central Catholic	G	5-11	135	5.7	3.6
Rennia Davis	0	2017-21	Graduate	Jacksonville, FL/Ribault	G/F	6-2	118	15.4	8.0
Brooklyn Miles	0	2021-	Active	Frankfort, KY/Franklin County	G	5-4	33	2.5	2.8

00

Michelle Johnson*	00	1994-95	Medical	Shelbyville, TN/Shelbyville Central	F	6-0	38	3.1	2.8
Michelle Snow	00	1998-02	Graduate	Pensacola, FL/Pensacola	C	6-5	137	10.9	6.5
Shannon Bobbitt	00	2006-08	Graduate	New York, NY/Bergtraum	G	5-2	74	9.3	2.3

1

Sidney Spencer	1	2003-07	Graduate	Hoover, AL/Hoover	F/C	6-3	133	8.2	3.8
Briana Bass	1	2008-12	Graduate	Indianapolis, IN/North Central	G	5-2	118	2.1	0.8
Jasmine Phillips	1	2012-13	Transfer	Hartsville, SC/Hartsville	G	5-10	12	1.9	0.9
Nia Moore*	1	2013-16	Graduate	Chicago, IL/Bolingbrook	C	6-3	101	3.2	2.3
Anastasia Hayes	1	2017-18	Transfer	Murfreesboro, TN/Riverdale	G	5-7	33	9.3	2.5
Sara Puckett	1	2021-	Active	Muscle Shoals, AL/Muscle Shoals	G/F	6-2	34	6.4	3.5

2

Cait McMahan	2	2006-09	Medical	Maryville, TN/Heritage	G	5-4	44	2.8	1.2
Jasmine Jones	2	2012-16	Graduate	Madison, AL/Bob Jones	F	6-2	82	5.2	3.8
Te'a Cooper*	2	2016-17	Transfer	Powder Springs, GA/McEachern	G	5-8	36	8.6	1.9
Evina Westbrook	2	2017-19	Transfer	Salem, OR/South Salem	G	6-0	64	11.5	3.2
Destiny Salary	2	2020-21	Transfer	Jonesboro, AR/Jonesboro	G	6-0	24	2.0	2.4
Alexus Dye	2	2021-22	Graduate	Birmingham, Ala./Wenonah	F	6-0	34	10.2	7.7
Rickeya Jackson	2	2022-	Active	Detroit, MI/Detroit Edison P.S. Acad.	F	6-2			

3 (RETIRED)

Jody Adams	3	1989-93	Graduate	Cleveland, TN/Bradley Central	G	5-5	107	6.7	1.7
Michelle Marciniak	3	1993-96	Graduate	Macungie, PA/Allentown Ctr. Cath.	G	5-9	104	9.7	2.5
Niya Butts	3	1996-00	Graduate	Americus, GA/Americus	F	6-0	111	2.3	1.2
Tasha Butts	3	2000-04	Graduate	Milledgeville, GA/Baldwin County	G	5-11	141	6.4	3.8
Candace Parker	3	2004-08	Graduate	Naperville, IL/Naperville Central	F	6-4	110	19.4	8.8

4

Dawn Marsh	4	1984-88	Graduate	Alcoa, TN/Alcoa	G	5-6	132	5.6	1.7
Tiffani Johnson	4	1994-97	Graduate	Charlotte, NC/Garinger	C	6-4	110	8.9	6.8
LaToya Davis	4	2000-04	Graduate	Forsyth, GA/Mary Persons	F	6-0	128	3.6	2.1
Kamiko Williams	4	2009-13	Graduate	Clarksville, TN/Northeast	G	5-11	128	5.5	2.9
Jannah Tucker	4	2013-15	Transfer	Baltimore, MD/New Town	G	6-0	2	0.0	0.5
Schaquilla Nunn	4	2016-17	Graduate	Fayetteville, GA/Fayette County/Winthrop	F	6-3	32	4.8	4.5
Mimi Collins	4	2018-19	Transfer	Waldorf, MD/Paul VI Catholic (Fairfax, VA)	F	6-3	32	5.5	3.4
Jordan Walker	4	2020-	Active	Muskegon, Mich./Mona Shores	G	5-8	59	6.7	4.3

5

Regina Clark	5	1988-92	Graduate	Saginaw, MI/Buena Vista	G	5-8	109	3.6	1.4
Latina Davis	5	1992-96	Graduate	Winchester, TN/Franklin County	G	5-6	136	9.2	4.0
Kyra Elzy	5	1996-01	Graduate	LaGrange, KY/Oldham County	G/F	6-1	126	4.5	3.0
Shanna Zolman	5	2002-06	Graduate	Syracuse, IN/Wawasee	G	5-10	144	11.8	2.5
Angie Bjorklund	5	2007-11	Graduate	Spokane Valley, WA/University	G/F	6-0	132	11.1	2.9
Ariel Massengale	5	2011-15	Graduate	Bolingbrook, IL/Bolingbrook	G	5-7	122	9.5	2.6
Kamera Harris	5	2016-20	Graduate	Hampton, GA/Dutchtown	F	6-3	64	1.1	1.2
Kaiya Wynn	5	2021-	Active	Richmond, TX/Foster	G	6-0	30	2.3	2.0

10

Liza Graves*	10	1974-76	Graduate	Knoxville, TN/Central	G	5-5	14	0.3	0.5
Pam Marr	10	1982-86	Graduate	Winter Park, FL/Winter Park	G	5-6	132	1.9	1.0
Tiffany Woosley	10	1991-95	Graduate	Shelbyville, TN/Shelbyville Central	G	5-6	104	10.5	2.2
Kim Smallwood	10	1995-96	Transfer	Richmond, TX/Lamar Consolidated	F	5-10	21	2.0	1.4
April McDivitt	10	1999-02	Transfer	Connersville, IN/Connersville	G	5-8	104	5.0	1.5
Elizabeth Curry	10	2006-07	Graduate	New Virginia, IA/Interstate 35	G	5-6	14	0.4	0.0
Amber Gray	10	2008-10	Transfer	West Chester, OH/Lakota West	F	6-1	27	2.7	1.9
Meighan Simmons	10	2010-14	Graduate	Cibola, TX/Byron P. Steele II	G	5-9	143	14.4	2.8
Diamond DeShields*	10	2014-15	Graduate	Norcross, GA/Norcross	G	6-1	65	15.7	5.7
Meme Jackson	10	2015-19	Graduate	Murfreesboro, TN/Blackman	G/F	5-11	116	6.6	2.5
Jessie Renne	10	2019-	Active	Bendigo, AUST/Bendigo Sr. Secondary	G	5-8	65	1.6	0.7

11

Kathy Spinks	11	1984-88	Graduate	Forest Hills, KY/Belfrey	C	6-2	125	4.7	3.0
Dena Head	11	1988-92	Graduate	Canton, MI/Plymouth-Salem	G	5-11	135	11.0	4.8
Laurie Milligan	11	1994-98	Graduate	Tigard, OR/Tigard	G	5-8	102	3.6	1.1
Amanda Canon	11	1998-02	Graduate	Shelbyville, TN/Shelbyville Central	F	5-11	42	0.8	0.4
Cierra Burdick	11	2011-15	Graduate	Charlotte, NC/Butler	F	6-2	132	8.1	6.0
Diamond DeShields*	11	2015-17	Graduate	Norcross, GA/Norcross	G	6-1	65	15.7	5.7

LADY VOLS BY NUMBER (CONTINUED)

Kasiyahna Kushkituah	11	2017-21	Graduate	Atlanta, GA/St. Francis	C	6-4	100	5.0	4.1	GENERAL
Karoline Striplin	11	2021-	Active	Hartford, Ala./Geneva County	F	6-3	25	2.6	2.1	

12

Nancy Bowman	12	1972-75	Graduate	Lenoir City, TN	G	5-3				STAFF
Fonda Bondurant	12	1975-77	Graduate	South Fulton, TN/South Fulton	G	5-6	30	2.1	0.9	
Liza Graves*	12	1977-78	Graduate	Knoxville, TN/Central	G	5-5	14	0.3	0.5	PLAYERS
Sheila Frost	12	1985-89	Graduate	Pulaski, TN/Giles County	C	6-4	138	13.0	7.6	
Tasheika Morris	12	1999-00	Transfer	Huntsville, AL/Butler	F	6-0	23	2.2	0.8	REVIEW
Abby Canon	12	2004-05	Transfer	Shelbyville, TN/Shelbyville Central	G	5-8	7	0.0	0.1	
Lauren Avant	12	2010-11	Transfer	Memphis, TN/Lausanne Collegiate School	G	5-9	19	2.6	1.3	HISTORY
Bashaara Graves	12	2012-16	Graduate	Clarksville, TN/Clarksville	F	6-2	139	10.9	7.5	
Rae Burrell	12	2018-22	Graduate	Las Vegas, NV/Liberty	G/F	6-1	110	10.3	4.2	FACILITIES
Rae Darby	12	2022-	Active	Greenfield, TN/Greenfield	G	5-7				

13

Jill Rankin	13	1979-80	Graduate	Phillips, TX/Phillips	C	6-3	38	19.2	7.3	NCAA
Susan Foulds*	13	1980-81	Graduate	Annadale, VA/Thomas Jefferson	F	5-11	29	1.1	1.0	
Misty Greene	13	1995-98	Graduate	Decatur, TN/Meigs County	G	5-9	82	3.3	1.1	SEC
Gwen Jackson	13	1999-03	Graduate	Eufaula, AL/Eufaula	C	6-2	137	11.0	5.7	
Dominique Redding	13	2003-07	Graduate	Clearwater, FL/Clearwater	F	6-1	130	3.3	1.3	RECORDS
Taber Spani	13	2009-13	Graduate	Lee's Summit, MO/Home Schooled	G	6-1	132	8.0	3.6	
Kortney Dunbar	13	2014-18	Graduate	Edwardsville, IL/Edwardsville	F	6-2	101	2.9	1.5	MEDIA INFO
Jazmine Massengill	13	2018-20	Transfer	Chattanooga, TN/Hamilton Hts. Christ.	G	6-0	63	4.9	4.0	
Keyen Green	13	2020-22	Graduate	Philadelphia, PA/Phil-Mont Christ. Acad.	F/C	6-1	23	7.0	3.1	UTSPORTS.COM
Jasmine Pissott	13	2022-	Active	Toms River, NJ/Red Bank Catholic	G/F	6-4				

14

Janice Koehler	14	1974-76	Graduate	Nashville, TN	G	5-6				GENERAL
Sherrri Fancher	14	1976-79	Graduate	Knoxville, TN/Sevier County	G	5-7	82	1.7	1.0	
Mary Ostrowski	14	1980-84	Graduate	Parkersburg, WV/Parkersburg Catholic	F/C	6-2	125	13.8	8.0	STAFF
Sherry Bostic	14	1984-86	Transfer	LaFollette, TN/Campbell County	F	5-11	51	3.1	1.9	
Gay Townson	14	1986-87	Graduate	Loudon, TN/Loudon	F	5-9	10	0.8	0.2	PLAYERS
Kellie Jolly	14	1995-99	Graduate	Sparta, TN/White County	G	5-10	132	6.8	1.9	
Michelle Muñoz	14	2001-02	Transfer	Mason, OH/Mason	F	6-1	27	3.7	2.0	REVIEW
Alexis Hornbuckle	14	2004-08	Graduate	Charleston, WV/South Charleston	G	5-11	138	9.7	5.4	
Andraya Carter	14	2012-16	Graduate	Flowers Branch, GA/Buford	G	5-9	113	6.4	2.6	HISTORY
Zaay Green	14	2018-20	Transfer	Duncanville, TX/Duncanville	G	6-0	34	9.8	4.0	
Jasmine Franklin	14	2022-	Active	Fayetteville, AR/Fayetteville	F	6-1				

15

Leanne Hance	15	1977-78	Quit	Morristown, TN/Morristown West	F	5-7	14	1.2	1.1	NCAA
Kristie Snyder	15	1983-84	Graduate	Knoxville, TN/Bearden	G	5-6	6	0.7	0.3	
Marlene Jeter	15	1990-92	Graduate	Carlisle, SC/Union	F	6-0	29	3.2	2.2	SEC
Sa'de Wiley-Gatewood	15	2004-05	Transfer	Pomona, CA/Lynwood	G	5-9	22	5.6	2.0	
Alicia Manning	15	2008-12	Graduate	Woodstock, GA/Etowah	F	6-1	139	4.5	3.9	RECORDS
Cheridene Green	15	2016-19	Graduate	London, ENG/Harris Acad. Beckenham	F	6-3	65	6.5	5.6	
Jaiden McCoy	15	2019-21	Graduate	Knoxville, TN/Farragut	F	6-3	29	2.8	1.9	MEDIA INFO
Jasmine Powell	15	2022-	Active	Detroit, MI/Detroit Country Day	G	5-6				

20

Dianne Brady	20	1973-75	Graduate	Calhoun, TN	G	5-2				GENERAL
Susie Davis	20	1976-79	Graduate	Hohenwald, TN/Lewis County	F	5-8	69	1.7	1.5	
Pat Hatmaker*	20	1980-81	Graduate	Knoxville, TN/Karns	G	5-8	128	3.5	1.4	STAFF
Gina Bozeman	20	1981	Transfer	Sylvestor, GA/Worth Academy	G	5-6	8	1.3	0.4	
Peggy Evans	20	1990-93	Transfer	Detroit, MI/Country Day	C	6-0	94	11.5	6.1	PLAYERS
Kara Lawson	20	1999-03	Graduate	Alexandria, VA/West Springfield	G	5-8	143	13.6	4.3	
Sydney Smallbone	20	2007-11	Graduate	Granger, IN/St. Joseph's	G	5-10	106	2.5	0.9	REVIEW
Isabelle Harrison	20	2011-15	Graduate	Nashville, TN/Hillsboro	C	6-3	112	9.6	6.9	
Te'a Cooper*	20	2015-16	Transfer	Powder Springs, GA/McEachern	G	5-8	36	8.6	1.9	HISTORY
Tamari Key	20	2019-	Active	Cary, NC/Cary	C	6-6	90	8.9	6.3	

21

Lisa Harrison	21	1989-93	Graduate	Louisville, KY/Southern	F	6-0	130	8.7	6.3	GENERAL
Semeka Randall	21	1997-01	Graduate	Cleveland, OH/Trinity	G	5-10	140	13.7	5.1	
Loree Moore	21	2001-05	Graduate	Lakewood, CA/Narbonne	G	5-9	118	6.1	3.8	STAFF
Lindsey Moss	21	2005-06	Transfer	Alpharetta, GA/Chattahoochee	G	6-1	28	2.0	0.7	
Vicki Baugh	21	2007-12	Graduate	Sacramento, CA/Sacramento	F	6-4	111	5.8	5.1	PLAYERS
Nia Moore*	21	2012-13	Graduate	Chicago, IL/Bolingbrook	C	6-3	101	3.2	2.3	
Mercedes Russell	21	2013-18	Graduate	Springfield, OR/Springfield	C	6-6	136	11.7	8.0	REVIEW
Lou Brown	21	2018-20	Graduate	Melbourne, AUST/Australian Inst. of Sport	F	6-3	31	4.6	4.6	
Tess Darby	21	2020-	Active	Greenfield, TN/Greenfield	G/F	6-1	43	4.6	2.0	

22 (RETIRED)

Joy Scruggs	22	1971-75	Graduate	Cleveland, TN	G	5-3				GENERAL
Holly Warlick	22	1976-80	Graduate	Knoxville, TN/Bearden	G	5-7	141	6.4	3.5	



LADY VOLS BY NUMBER (CONTINUED)

23 (RETIRED)

Mina Todd	23	1980-81	Transfer	Murray, KY/Calloway County	G	5-10	9	4.5	2.0
Linda Ray*	23	1981-83	Graduate	Norris, TN/Norris	F	5-9	19	1.1	0.8
Shelley Sexton	23	1983-87	Graduate	Lake City, TN/Anderson County	G	5-7	112	8.5	2.5
Kris Durham	23	1987-89	Transfer	Dunellen, NJ/Union Catholic	G	5-8	36	5.9	1.4
Nikki McCray	23	1991-95	Graduate	Collierville, TN/Collierville	F	5-11	127	12.4	5.3
Chamique Holdsclaw	23	1995-99	Graduate	Astoria, NY/Christ the King	F	6-2	148	20.4	8.8

24 (RETIRED)

Cindy Boggs	24	1974-75	Graduate	Ducktown, TN	G	5-6			
Lisa McGill	24	1976-79	Graduate	Gatlinburg, TN/Sevier County	F	5-10	50	5.9	4.6
Becky Clark	24	1979-80	Transfer	Memphis, TN/Bishop Byrne	F	5-8	10	1.6	1.0
Tanya Haave*	24	1980-81	Graduate	Evergreen, CO/Evergreen	F	6-2	128	13.8	5.9
Pat Hatmaker*	24	1981-84	Graduate	Knoxville, TN/Karns	G	5-8	128	3.5	1.4
Carla McGhee	24	1986-90	Graduate	Peoria, IL/Manual	F	6-3	101	6.1	5.1
Vonda Ward	24	1991-95	Graduate	Northfield, OH/Trinity	C	6-6	125	6.7	5.6
Tamika Catchings	24	1997-01	Graduate	Duncanville, TX/Duncanville	F	6-1	127	16.6	7.9

25

Tanika Smith	25	1993-95	Transfer	Knoxville, TN/Central	G	5-8	39	1.1	0.6
Brittany Jackson	25	2001-05	Graduate	Cleveland, TN/Bradley Central	F	6-0	134	6.9	1.9
Glory Johnson	25	2008-12	Graduate	Knoxville, TN/The Webb School	F	6-3	141	11.7	8.6
Jordan Horston	25	2019-	Active	Columbus, OH/Africentric Early College G	G	6-2	79	11.4	6.1

30 (RETIRED)

Sue Thomas	30	1974-77	Graduate	Maryville, TN/Everett	F	5-8	33	11.3	6.1
Zandra Montgomery	30	1977-79	Graduate	Cleveland, TN/Bradley Central	F	5-10	65	10.0	4.8
Shelia Collins	30	1981-85	Graduate	Colbert, GA/Madison County	G	5-9	104	13.6	6.0
Bridgette Gordon	30	1985-89	Graduate	DeLand, FL/DeLand	F	6-0	137	17.9	6.7

31

Jan Seay	31	1977-78	Quit	Albany, GA/Albany	F	5-8	3	0.7	0.0
Jerilynn Harper	31	1978-79	Transfer	Jefferson City, TN/Jefferson Co.	C	6-1	37	9.9	4.6
Brynae Laxton	31	1995-98	Graduate	Oneida, TN/Oneida	F	6-0	99	2.7	2.2
Sarah Edwards	31	1998-01	Graduate	Sevierville, TN/Sevier County	G/F	5-11	36	1.6	0.4
Aubrey Guastalli	31	2004-05	Graduate	Westwood, MA/Westwood	G	5-6	8	0.0	0.1
Jaime Nared	31	2014-18	Graduate	Portland, OR/Westview	G/F	6-2	128	11.4	5.6
Emily Saunders	31	2019-22	Graduate	Mullens, WV/Wyoming East	C	6-5	46	1.5	1.2

32 (RETIRED)

Jackie Watson	32	1974-77	Graduate	Crossville, TN/Cumberland County	F	5-8	33	4.9	3.8
Cindy Noble	32	1978-81	Graduate	Clarksburg, OH/Adena	C	6-5	103	15.2	7.1
Jennifer Tuggle	32	1984-88	Graduate	Etowah, TN/McMinn Central	F	6-2	97	4.6	2.4
Daedra Charles	32	1988-91	Graduate	Detroit, MI/St. Martin de Porres	C	6-3	105	14.2	8.2

33

Tonya Edwards	33	1986-90	Graduate	Flint, MI/Northwestern	G	5-10	121	10.5	3.5
Nikki Caldwell	33	1990-94	Graduate	Oak Ridge, TN/Oak Ridge	G	5-11	126	5.9	2.2
Kristen "Ace" Clement	33	1997-01	Graduate	Broomall, PA/Cardinal O'Hara	G	5-11	136	5.8	2.4
Ashley Robinson*	33	2001-04	Graduate	Grand Prairie, TX/South Gr.	C	6-5	132	7.0	5.1
Sybil Dosty	33	2004-05	Transfer	Tucson, AZ/Salpointe	C	6-3	62	2.8	2.7
Alberta Auguste	33	2006-08	Graduate	Marrero, LA/John Ehret	F	5-11	75	5.1	2.6
Alyssia Brewer	33	2008-11	Transfer	Sapulpa, OK/Sapulpa	F	6-3	87	6.9	4.6
Alexa Middleton	33	2014-17	Transfer	Murfreesboro, TN/Riverdale	G	5-9	97	4.9	1.7
Marta Suárez	33	2020-	Active	Oviedo, SPAIN/Joaquim Blume Institute	G/F	6-3	22	4.1	3.6

34

Suzanne Barbre	34	1974-78	Graduate	Morristown, TN/Morristown West	G	5-8	64	13.5	4.2
Susan Clower	34	1978-82	Graduate	Kingston, TN/Roane County	G	5-9	139	3.0	1.9
Lisa Webb	34	1983-88	Graduate	Milledgeville, GA/Baldwin County	F	5-9	113	6.4	4.1
Kelli Casteel	34	1988-92	Graduate	Maryville, TN/Maryville	C	6-2	129	6.5	3.4
LaShonda Stephens	34	1996-00	Graduate	Woodstock, GA/Sequoyah	C	6-3	92	2.5	1.9
Courtney McDaniel*	34	2002-04	Graduate	Bristol, TN/Tennessee	C/F	6-1	101	3.5	2.7
Nicci Moats	34	2006-07	Transfer	Daleville, VA/Lord Botetourt	F	6-2	9	0.8	0.9
Faith Dupree	34	2009-10	Transfer	Knoxville, TN/The Webb School	F/C	6-3			

35

Linda Ray*	35	1983-85	Graduate	Norris, TN/Norris	F	5-9	19	1.1	0.8
Melissa McCray	35	1985-89	Graduate	Johnson City, TN/Science Hall	G	5-10	139	6.3	2.7

40

Marci Garner	40	1974-76	Graduate	Maryville, TN	F	5-8			
Kathy O'Neil	40	1976-80	Graduate	Newport, TN/Cocke County	F	5-11	137	5.2	3.5
Lynne Collins	40	1980-84	Graduate	Blacksburg, VA/Blacksburg	F	6-0	126	4.8	3.0

LADY VOLS BY NUMBER (CONTINUED)

Sabrina Mott	40	1986-87	Graduate	Brentwood, TN/Brentwood	G	5-9	10	0.7	0.4
Teresa Geter	40	1997-99	Transfer	Columbia, SC/Columbia	C	6-3	67	6.1	4.7
Shekinna Stricklen	40	2008-12	Graduate	Morrilton, AR/Morrilton	G/F	6-2	139	13.5	6.5

41

None

42

Susan Foulds*	42	1979-80	Graduate	Annandale, VA/Thomas Jefferson	F	5-11	29	1.1	1.0
Pam Cook	42	1982-83	Quit	Duluth, GA/North Gwinnett	G	5-7	27	3.8	2.2
Valerie Freeman	42	1983-85	Medical	Milledgeville, GA/Baldwin County	F	6-0	58	6.2	3.5
Pearl Moore	42	1987-90	Graduate	Harriman, TN/Harriman	F	6-2	39	3.0	2.7
Rochone Dilligard	42	1991-94	Graduate	Lebanon, TN/Lebanon	F	6-1	44	2.2	1.8
Courtney McDaniel*	42	2000-02	Graduate	Bristol, TN/Tennessee	C/F	6-1	101	3.5	2.7

43

Ashley Robinson*	43	2000-01	Graduate	Grand Prairie, TX/South Gr.	C	6-5	132	7.0	5.1
Shyra Ely	43	2001-05	Graduate	Indianapolis, IN/Ben Davis	F	6-2	139	12.0	6.8

44

Jane Pemberton	44	1975-76	Graduate	Deer Lodge, TN	C	5-10			
Patricia Roberts	44	1976-77	Graduate	Monroe, GA/Monroe	F/C	6-1	33	29.9	14.2
Cindy Brogdon	44	1977-79	Graduate	Buford, GA/Greater Atlanta Christian	F	5-10	70	20.8	6.0
Lea Henry	44	1979-83	Graduate	Damascus, GA	G	5-4	134	8.4	1.8
Cheryl Littlejohn	44	1983-87	Graduate	Gastonia, NC/Hunter Huss	C	6-3	118	2.3	1.5
Melissa Smith	44	1989-90	Transfer	Schofield, WI/D.C. Everest	C	6-2	25	1.4	1.2
Michelle Johnson*	44	1992-93	Medical	Shelbyville, TN/Shelbyville Central	F	6-0	38	3.1	2.8
Pashen Thompson	44	1993-97	Graduate	Philadelphia, MS/Philadelphia	C	6-1	130	7.4	6.3
Alex Fuller	44	2004-09	Graduate	Shelbyville, TN/Shelbyville Central	F	6-3	139	5.5	3.8

45

Tanya Haave*	45	1981-84	Graduate	Evergreen, CO/Evergreen	F	6-2	128	13.8	5.9
--------------	----	---------	----------	-------------------------	---	-----	-----	------	-----

50

Karen Morton	50	1982-83	Transfer	Lake City, TN/Lake City	C	6-3	21	11.7	5.5
Debbie Scott	50	1988-90	Transfer	Gallatin, TN/Gallatin	F	6-0	70	4.7	1.9
Tamara Carver	50	1990-91	Transfer	Cosby, TN/Cosby	G	5-6	4	1.0	0.3
Shalon Pillow	50	1998-02	Graduate	Addyston, OH/Taylor	C	6-3	108	2.7	1.5
Tye'sha Fluker	50	2002-06	Graduate	Pasadena, CA/John Muir	C	6-5	140	6.3	4.0

51

Bev Curtis	51	1979	Quit	Acworth, GA/Etowah	F	6-0	6	4.0	2.0
Paula Towns*	51	1980-81	Graduate	Fort Valley, GA/Peach County	F	6-1	117	9.5	6.5
Sonya Cannon	51	1981-85	Graduate	Maryville, TN/Maryville	F	5-8	21	0.7	0.4
Lesia Cecil	51	1985-86	Graduate	Helenwood, TN/Scott County	G	5-2	4	0.8	0.3

52

Gail Dobson	52	1971-75	Graduate	Greeneville, TN	C	5-10			
Kathie Greene	52	1975-76	Graduate	New Market, TN	C	6-1			
Emily Roberts	52	1976-77	Graduate	Sharon, TN/Westview	C	5-9	25	2.8	2.3
Debbie Groover	52	1977-81	Graduate	Canton, GA/Cherokee	C	6-0	139	11.4	6.9
Tammy Larkey	52	1981-83	Transfer	Gray, TN/Daniel Boone	C	6-5	42	4.8	3.6
Debbie Hawhee	52	1988-92	Graduate	Greeneville, TN/South Greene	F	6-1	107	3.0	1.7
Abby Conklin	52	1993-97	Graduate	Charlestown, IN/Charlestown	F	6-3	143	8.6	3.9
Kelley Cain	52	2007-11	Graduate	Atlanta, GA/St. Pius X	C	6-6	92	8.6	6.2

53

Amy Gamble	53	1983-84	Transfer	Glendale, W.VA./John Marshall	F	5-10	42	3.1	3.1
Dana Johnson	53	1991-95	Graduate	Baltimore, MD/Western	C	6-2	133	12.2	7.8
Jillian Hollingshead	53	2022-	Active	Gainesville, GA/McEachern	F	6-5			

54

None

55

Cindy Ely	55	1977-81	Graduate	Canton, GA/Cherokee	C	6-2	128	5.0	4.6
Paula Towns*	55	1981-84	Graduate	Fort Valley, GA/Peach County	F	6-1	117	9.5	6.5
Karla Horton	55	1984-87	Graduate	Kershaw, SC/Andrew Jackson	C	6-2	99	9.4	7.8
Nicky Anosike	55	2004-08	Graduate	Staten Island, NY/St. Peter's	F/C	6-4	146	7.5	6.3

* Player who wore more than one number during her UT career

- Numbers not available for Sue Groves, Kyran Lenahan and Sue Schultze (1974) and Freda DeLozier (1975)

GENERAL

STAFF

PLAYERS

REVIEW

HISTORY

FACILITIES

NCAA

SEC

RECORDS

MEDIA INFO



LADY VOLS BY STATE (COUNTRY) / HOMETOWN

ALABAMA (7)

Birmingham

Dye, Alexis 2022

Eufaula

Jackson, Gwen 2000, 01, 02, 03

Hartford

Striplin, Karoline 2022, 23

Hoover

Spencer, Sidney 2004, 05, 06, 07

Huntsville

Morris, Tasheika 2000

Madison

Jones, Jasmine 2013, 14, 15, 16

Muscle Shoals

Puckett, Sara 2022, 23

ARIZONA (1)

Tucson

Dosty, Sybil 2005

ARKANSAS (3)

Fayetteville

Franklin, Jasmine 2023

Jonesboro

Salary, Destiny 2021

Morrilton

Stricklen, Shekinna 2009, 10, 11, 12

CALIFORNIA (4)

Lakewood

Moore, Loree 2002, 03, 04, 05

Pasadena

Fluker, Tye'sha 2003, 04, 05, 06

Pomona

Wiley-Gatewood, Sa'de 2005

Sacramento

Baugh, Vicki 2008, 09, 10, 11, 12

COLORADO (1)

Evergreen

Haave, Tanya 1981, 82, 83, 84

FLORIDA (5)

Clearwater

Redding, Dominique 2004, 05, 06, 07

DeLand

Gordon, Bridgette 1986, 87, 88, 89

Jacksonville

Davis, Rennia 2018, 19, 20, 21

Pensacola

Snow, Michelle 1999, 00, 01, 02

Winter Park

Marr, Pam 1983, 84, 85, 86

GEORGIA (27)

Acworth

Curtis, Bev 1979

Albany

Seay, Jan 1978

Alpharetta

Moss, Lindsey 2006

Americus

Butts, Niya 1997, 98, 99, 00

Atlanta

Cain, Kelley 2008, 09, 10, 11
Kushkituah, Kasiyahna 2018, 19, 20, 21

Buford

Brogdon, Cindy 1978, 79

Canton

Ely, Cindy 1978, 79, 80, 81
Groover, Debbie 1978, 79, 80, 81

Colbert

Collins, Shelia 1983, 83, 84, 85

Damascus

Henry, Lea 1980, 81, 82, 83

Duluth

Cook, Pam 1983

Fayetteville

Nunn, Schaquilla 2017

Flowery Branch

Carter, Andraya 2012, 13, 14, 15

Forsyth

Davis, LaToya 2001, 02, 03, 04

Fort Valley

Towns, Paula 1980, 81, 82, 83

Gainesville

Hollingshead, Jillian 2023

Hampton

Harris, Kamera 2017, 18, 19, 20

Milledgeville

Butts, Tasha 2001, 02, 03, 04
Freeman, Valerie 1984, 85
Webb, Lisa 1984, 85, 86, 87, 88

Monroe

Roberts, Patricia 1977

Norcross

DeShields, Diamond 2015, 16, 17

Powder Springs

Cooper, Te'a 2016, 17, 18, 19

Sylvester

Bozeman, Gina 1981

Woodstock

Manning, Alicia 2009, 10, 11, 12
Stephens, LaShonda 1997, 98, 99, 00

ILLINOIS (5)

Bolingbrook

Massengale, Ariel 2012, 13, 14, 15

Chicago

Moore, Nia 2013, 14, 15, 16

LADY VOLS BY STATE (COUNTRY) / HOMETOWN

Edwardsville

Dunbar, Kortney 2015, 16, 17, 18

Naperville

Parker, Candace 2005, 06, 07, 08

Peoria

McGhee, Carla 1987, 88, 89, 90

INDIANA (6)

Charlestown

Conklin, Abby 1994, 95, 96, 97

Connersville

McDivitt, April 2000, 01, 02

Granger

Smallbone, Sydney 2008, 09, 10, 11

Indianapolis

Bass, Briana 2009, 10, 11, 12

Ely, Shyra 2002, 03, 04, 05

Syracuse

Zolman, Shanna 2003, 04, 05, 06

IOWA (1)

New Virginia

Curry, Elizabeth 2007

KENTUCKY (5)

Forest Hills

Spinks, Kathy 1985, 86, 87, 88

Frankfort

Miles, Brooklynn 2022, 23

LaGrange

Elzy, Kyra 1997, 98, 99, 00, 01

Louisville

Harrison, Lisa 1990, 91, 92, 93

Murray

Todd, Mina 1981

LOUISIANA (1)

Marrero

Auguste, Alberta 2007, 08

MARYLAND (3)

Baltimore

Johnson, Dana 1992, 93, 94, 95

Tucker, Jannah 2014, 15

Waldorf

Collins, Mimi 2019

MASSACHUSETTS (1)

Westwood

Guastalli, Aubrey 2005

MICHIGAN (8)

Canton

Head, Dena 1989, 90, 91, 92

Detroit

Charles, Daedra 1989, 90, 91

Evans, Peggy 1991, 92, 93

Jackson, Rickea 2023

Powell, Jasmine 2023

Flint

Edwards, Tonya 1987, 88, 89, 90

Muskegon

Walker, Jordan 2021, 22, 23

Saginaw

Clark, Regina 1989, 90, 91, 92

MISSISSIPPI (1)

Philadelphia

Thompson, Pashen 1994, 95, 96, 97

MISSOURI (1)

Lee's Summit

Spani, Taber 2010, 11, 12, 13

NEVADA (1)

Las Vegas

Burrell, Rae 2019, 20, 21, 22

NEW JERSEY (2)

Dunellen

Durham, Kris 1988, 89

Toms River

Pissott, Justine 2023

NEW YORK (3)

Astoria

Holdsclaw, Chamique 1996, 97, 98, 99

New York

Bobbitt, Shannon 2007, 08

Staten Island

Anosike, Nicky 2005, 06, 07, 08

NORTH CAROLINA (4)

Cary

Key, Tamari 2020, 21, 22, 23

Charlotte

Burdick, Cierra 2012, 13, 14, 15

Johnson, Tiffani 1995, 96, 97

Gastonia

Littlejohn, Cheryl 1984, 85, 86, 87

OHIO (7)

Addyston

Pillow, Shalon 1999, 00, 01, 02

Clarksburg

Noble, Cindy 1979, 80, 81

Cleveland

Randall, Semeka 1998, 99, 00, 01

Columbus

Horston, Jordan 2020, 21, 22, 23

West Chester

Gray, Amber 2009, 10

Mason

Muñoz, Michelle 2002

Northfield

Ward, Vonda 1992, 93, 94, 95

OKLAHOMA (1)

Sapulpa

Brewer, Alyssia 2009, 10, 11

GENERAL

STAFF

PLAYERS

REVIEW

HISTORY

FACILITIES

NCAA

SEC

RECORDS

MEDIA INFO



LADY VOLS BY STATE (COUNTRY) / HOMETOWN

OREGON (5)

Portland

Nared, Jaime 2015, 16, 17, 18
Reynolds, Jordan 2014, 15, 16, 17

Salem

Westbrook, Evina 2018, 19

Springfield

Russell, Mercedes 2014, 15, 16, 17, 18

Tigard

Milligan, Laurie 1995, 96, 97, 98

PENNSYLVANIA (3)

Broomall

Clement, Kristen "Ace" 1998, 99, 00, 01

Macungie

Marciniak, Michelle 1994, 95, 96

Philadelphia

Green, Keyen 21, 22

SOUTH CAROLINA (4)

Carlisle

Jeter, Marlene 1991, 92

Columbia

Geter, Teresa 1998, 99

Hartsville

Phillips, Jasmine 2013

Kershaw

Horton, Karla 1985, 86, 87

TENNESSEE (76)

Alcoa

Marsh, Dawn 1985, 86, 87, 88

Brentwood

Mott, Sabrina 1987

Bristol

McDaniel, Courtney 2001, 02, 03, 04

Calhoun

Brady, Dianne 1974, 75

Chattanooga

Massengill, Jazmine 2019, 20

Clarksville

Graves, Bashaara 2013, 14, 15, 16
Williams, Kamiko 2010, 11, 12, 13

Cleveland

Adams, Jody 1990, 91, 92, 93
Jackson, Brittany 2002, 03, 04, 05
Montgomery, Zandra 1978, 79
Scruggs, Joy 1972, 73, 74, 75

Collierville

McCray, Nikki 1992, 93, 94, 95

Cosby

Carver, Tamara 1991

Crossville

Watson, Jackie 1975, 76, 77

Decatur

Greene, Misty 1996, 97, 98

Deer Lodge

Pemberton, Jane 1975-76

Ducktown

Boggs, Cindy 1975

Etowah

Tuggle, Jennifer 1985, 86, 87, 88

Gallatin

Scott, Debbie 1989, 90

Gatlinburg

McGill, Lisa 1977, 78, 79

Gray

Larkey, Tammy 1982, 83

Greeneville

Dobson, Gail 1972, 73, 74, 75
Hawhee, Debbie 1989, 90, 91, 92

Greenfield

Darby, Edie 2023
Darby, Tess 2021, 22, 23

Harriman

Moore, Pearl 1988, 89, 90

Helenwood

Cecil, Lesia 1986

Hohenwald

Davis, Susie 1977, 78, 79

Jefferson City

Harper, Jerilynn 1979

Johnson City

McCray, Melissa 1985, 86, 87, 88

Kingston

Clower, Susan 1979, 80, 81, 82

Knoxville

Dupree, Faith 2010
Fancher, Sherri 1977, 78, 79
Graves, Liza 1976, 77, 78
Hatmaker, Pat 1981, 82, 83, 84
Johnson, Glory 2009, 10, 11, 12
McCoy, Jaiden 2020, 21
Smith, Tanika 1994, 95
Snyder, Kristie 1984
Warlick, Holly 1977, 78, 79, 80

LaFollette

Bostic, Sherry 1985, 86

Lake City

Morton, Karen 1983
Sexton, Shelley 1984, 85, 86, 87

Lebanon

Dilligard, Rochone 1992, 93, 94

Lenoir City

Bowman, Nancy 1973, 74, 75

Loudon

Townson, Gay 1987

Maryville

Cannon, Sonya 1981, 82, 83, 84
Casteel, Kelli 1989, 90, 91, 92

LADY VOLS BY STATE (COUNTRY) / HOMETOWN

Garner, Marci 1975, 76
McMahan, Cait 2007, 08, 09
Thomas, Sue 1975, 76, 77

Memphis

Avant, Lauren 2011
Clark, Becky 1980

Morristown

Barbre, Suzanne 1975, 76, 77, 78
Hance, Leanne 1978

Murfreesboro

Hayes, Anastasia 2018
Jackson, Meme 2016, 17, 18, 19
Middleton, Alexa 2015, 16, 17

Nashville

Harrison, Isabelle 2012, 13, 14, 15
Koehler, Janice 1975, 76

New Market

Greene, Kathie 1976

Newport

O'Neil, Kathy 1977, 78, 79, 80

Norris

Ray, Linda 1982, 83, 84, 85

Oak Ridge

Caldwell, Nikki 1991, 92, 93, 94

Oneida

Laxton, Brynae 1996, 97, 98

Pulaski

Frost, Sheila 1986, 87, 88, 89

Sevierville

Edwards, Sarah 1999, 00, 01

Sharon

Roberts, Emily 1977

Shelbyville

Canon, Abby 2005
Canon, Amanda 1999, 00, 01, 02
Fuller, Alex 2005, 06, 07, 08, 09
Johnson, Michelle 1993, 95
Woosley, Tiffany 1992, 93, 94, 95

South Fulton

Bondurant, Fonda 1976, 77

Sparta

Jolly, Kellie 1996, 97, 98, 99

Winchester

Davis, Latina 1993, 94, 95, 96

TEXAS (7)

Cibolo

Simmons, Meighan 2011, 12, 13, 14

Duncanville

Catchings, Tamika 1998, 99, 00, 01
Green, Zaay 2019, 20

Grand Prairie

Robinson, Ashley 2001, 02, 03, 04

Phillips

Rankin, Jill 1980

Richmond

Smallwood, Kim 1996
Wynn, Kaiya 2022, 23

VIRGINIA (4)

Alexandria

Lawson, Kara 2000, 01, 02, 03

Annapdale

Foulds, Susan 1980, 81

Blacksburg

Collins, Lynne 1981, 82, 83, 84

Daleville

Moats, Nicci 2007

WASHINGTON (1)

Spokane Valley

Bjorklund, Angie 2008, 09, 10, 11

WEST VIRGINIA (4)

Charleston

Hornbuckle, Alexis 2005, 06, 07, 08

Glendale

Gamble, Amy 1984

Mullens

Saunders, Emily 2020, 21, 22

Parkersburg

Ostrowski, Mary 1981, 82, 83, 84

WISCONSIN (1)

Schofield

Smith, Melissa 1990

AUSTRALIA (2)

Bendigo

Rennie, Jessie 2020, 21, 22, 23

Melbourne

Brown, Lou 2019, 20

ENGLAND (1)

London

Green, Cheridene 2017, 18, 19

SPAIN (1)

Oviedo

Suárez, Marta 2021, 22, 23

GENERAL

STAFF

PLAYERS

REVIEW

HISTORY

FACILITIES

NCAA

SEC

RECORDS

MEDIA INFO



ALL-TIME LADY VOL COACHES

Name	Years	Yrs.	Won	Lost	Tie	Pct.	Name	Years	Yrs.	Won	Lost	Tie	Pct.
Katherine Williams	1903	1	0	2	0	.000	Joan Cronan	1969-70	2	8	10	0	.444
Jenny Morrill	1904	1	0	2	0	.000	Margaret Hutson	1971-74	4	60	19	0	.759
L.T. Bellmont	1905	1	0	4	0	.000	Pat Head Summitt	1974-2012	38	1,098	208	0	.841
Essie Polk	1906	1	0	3	0	.000	Holly Warlick	2012-19	7	172	67	0	.720
T.S. Myers	1907	1	1	1	0	.500	Kellie Harper	2019-	3	63	27	0	.700
W.C. Burnley	1908	1	1	2	0	.333	TOTALS	77 years		1,426	360	2	.798
Andrew Weisenberg	1909	1	1	1	1	.500	18 coaches in 77 seasons entering 2022-23						
Howard Sandberg	1909-10	1	0	2	0	.000	* No schedules or results available						
Mary Douglas Ayres	1920	1	2	3	0	.400	NOTE: The 1,426 victories establish the University of Tennessee as the all-time winningest program in NCAA Division I women's basketball history.						
Mabel Miller	1922-23	2	4	2	0	.667							
Fay Morgan	1924	1	4	3	0	.571							
Ann Huddle	1925-26	2	12	4	1	.735							
Nancy Lay	1960-68	9	*	*	*	***							

ALL-TIME ASSISTANTS & STAFF

COACH	POSITION	YEARS
Jane Albright	Graduate Assistant	1981-83
Kathy Allen	Graduate Assistant	2002-04
Janet Allmon	Graduate Assistant	1983-84
Nicky Anosike	Graduate Manager	2018-19
Debbie Ayers	Volunteer Assistant	1989-90
Josh Baney	Graduate Assistant/Video Coordinator	2012-13/2013-14
Journey Beard	Volunteer Assistant	1982-83
Michael Beaumont	Director of Basketball Operations	2012-19
Alysiah Bond	Director of Basketball Operations	1998-01
Josh Boucher	Graduate Assistant/Video Coordinator	2014-17
Al Brown	Assistant	1995-02
Greg Brown	GA/Assistant	2002-03/2003-04
Tasha Butts	Graduate Assistant	2004-05
Nikki Caldwell	GA/Assistant	1998-99/2002-08
Daedra Charles-Furlow	Assistant/Director of Character Development	2008-10/2010-12
Shelia Collins	Graduate Assistant	1986-87
Loretta Coughlin	Volunteer Assistant	1980-81
Tony Cross	Volunteer Assistant	1983-84
Elizabeth Curry	Graduate Assistant	2007-09
Caleb Currier	Graduate Manager	2019-21
Nancy Darsch	Assistant	1978-85
Mickie DeMoss	Asst./Assoc. Head/Asst	1985-2001/2001-03/2010-12
Sherry Dihel	Vol. Admin. Asst.	1997-98
Danielle Donehew	Graduate Assistant/Director of Basketball Operations	2001-03/2003-08
Dustin Edwards	Video Coordinator	2010-11
Angel Elderkin	Graduate Assistant/Video Coordinator	2005-06/2006-07
Kyra Elzy	Assistant/Assoc. Head	2012-2015/2015-16
Heather Ervin	Dir. of Recruit. Ops. & Player Personnel/Dir. of Player Relations & Admin. Director of Student-Athlete Success & External Relations	2016-19/2019-21/2022-present
Michael Fahey	Video Coordinator	2011-13
Liza Freundt	Director of Recruiting Operations	2021-present
Stephanie Glance	Special Asst./Assistant	2009-10
Lacey Goldwire	Assistant Coach & Recruiting Coordinator	2019-21
Bridgette Gordon	Assistant	2017-19
Catherine Greene	Dir. of BB Ops./Exec. Dir. of BB Ops. & Chief of Staff	2019-2021/2022-present
Haley Hall	Program Coordinator	2022-present
Jon Harper	Assistant Coach	2019-present
Kathy Harston	Director of Basketball Operations	2008-12
Sylvia Hatchell	Graduate Assistant	2008-12
David Head	Graduate Assistant	1974-75
Lea Henry	Graduate Assistant	2003-05
Elizabeth Jackson	Graduate Assistant	1984-85
Jessica Jackson	Director of Recruiting Operations	1976-77
Jasmine Jones	Graduate Assistant	2019-21
Cassie Kowaleski	Graduate Assistant	2014-17
Jollette Law	Assistant	2009-10
Angela Lawson	Graduate Assistant	2012-17
Dean Lockwood	Assistant	1989-91
Dawn Marsh	Student Assistant/Part-time Assistant	2004-19
Betsy McAllister	Video Coordinator	1988-90
Joy McCorvey	Assistant Coach	2021-present
Janet McGee	Assistant To Head Coach	2012-19
Corinne Milien	Graduate Assistant	2010-12
Matthew Mitchell	Graduate Assistant	1999-00
Pam Owens	Graduate Assistant	2005-06
Zach Patton	Assistant For Creative Content & Operations	2022-present
Carolyn Peck	Assistant	1993-95
Jill Rankin	Graduate Assistant	1980-81
Sharrona Reaves	Assistant	2016-19
Kelly P. Sahrer	Director of Basketball Operations	1996-98
Zion Sanders	Graduate Assistant	2021-present
Shelley Sexton	Graduate Assistant	1988-89
Amber Smith	Graduate Assistant	2013-14
Judy Southard	Graduate Assistant	1977-78
Amber Stocks	GA/Director of Basketball Operations	2000-01/2001-02
Jennifer Sullivan	Assistant Coach	2019-21
Pat Summitt	Head Coach/Head Coach Emeritus	1974-2012/2012-2016
Pam Tanner	Assistant/Graduate Assistant	1990-93
Josh Theis	Graduate Manager/Director of Video & Creative Content	2019-20/2021-present
Heidi VanDerveer	Graduate Assistant	1986-88
Alex Varlan	Video Coordinator/Director of Scouting and Analytics	2017-19/2019-21
Holly Warlick	Assistant/Assoc. Head/Head	1985-2004/2005-12/2012-19
Lisa Webb	Graduate Assistant	1988-89
Samantha Williams	Assistant Coach & Recruiting Coordinator	2021-present
Claudia Woody	Graduate Assistant	1978-79



PAT SUMMITT

HEAD COACH: 1974-2012

38 YEARS AS HEAD COACH/4 YEARS AS HEAD COACH EMERITUS
TENNESSEE-MARTIN '74

SUMMITT BY THE NUMBERS

CAREER RECORD

Overall 1,098-208 (.840)

Home: 504-48 (.913)

Away 360-95 (.791)

Neutral 234-65 (.782)

SEC GAMES

Overall: 458-69 (.869)

Home: 204-15 (.932)

Away: 173-37 (.823)

Neutral: 81-17 (.826)

Tournament Games: 69-17 (.795)

NON-CONFERENCE GAMES

Overall: 640-139 (.822)

SEC CHAMPIONSHIPS

Regular Season:

(16 out of 32) 1980, '85, '90, '93, '94, '95, '98, '99, 2000, '01,

'02, '03, '04, '07, '10, '11

Tournament Titles:

(16 out of 32) 1980, '85, '88, '89, '92, '94, '96, '98, '99, 2000,

'05, '06, '08, '10, '11, '12

VS. RANKED OPPONENTS

Overall: 440-168 (.724)

AP Ranked 1-10: 176-125 (.585)

AP Ranked 11-25: 237-38 (.861)

ESPN Ranked 1-10: 133-82 (.632)

ESPN Ranked 11-25: 203-27 (.883)

VS. UNRANKED OPPONENTS

Overall: 659-40 (.942)

NCAA TOURNAMENT

Overall: 112-23 (.829)

31 1st/2nd Rounds: 48-1

30 Regional Semis: 25-5

25 Regional Finals: 18-7

18 NCAA Final Fours: 21-10

8 NCAA Titles: 1987, '89, '91, '96, '97, '98, 2007, '08

COACHING HONORS

SEC Coach of the Year:

1993, '95, '98, 2001, '03, '04, '07, '11

NCAA Coach of the Year:

1983, '87, '89, '94, '95, '98, 2004

Naismith Coach of the Century:

2000

AMAZING NUMBERS

- Summitt faced 164 different opponents in 1,306 total games and teams from 35 conferences

- 46% of her 1,306 total games were played versus ranked teams (604 total games against ranked opponents) with 440 victories versus ranked opponents

- 161 all-time Lady Vols contributed to her 1,098 wins

- 72% of those all-time players went on to be decorated as Olympians, All-Americans, USA National Team members, All-SEC performers, Academic All-Americans, etc...





THE LEGACY OF PAT SUMMITT (JUNE 14, 1952 TO JUNE 28, 2016)

MAJOR CAREER ACCOMPLISHMENTS

- Her program maintained a 100-percent graduation rate for players who completed their eligibility at Tennessee.
- In August of 2012, the 122nd player under her watch graduated and entered graduate school for her final playing season as a Lady Vol.
- In 38 seasons as head coach at Tennessee (1974-2012), she produced a 1,098-208 record (.840).
- Summitt's career victory total was the most of any coach in the history of NCAA men's or women's basketball at the time of her retirement.
- She guided her teams to eight NCAA National Championships (1987, 1989, 1991, 1996, 1997, 1998, 2007, 2008).
- Tennessee made an unprecedented 31-consecutive appearances in the NCAA Tournament and advanced to a record 18 NCAA Final Fours, winning eight times and finishing second on five occasions.
- Her squads won a combined 32 SEC regular season and tournament championships (16 regular season/16 tournament).
- Tennessee's record during 33 years of play in the SEC under her watch was 317-44 (.878) in the regular season and 69-17 (.802) during the postseason tournament.
- She produced 21 WBCA/Kodak/State Farm All-Americans who earned 36 honors.
- A total of 39 of her players earned All-SEC distinction, combining to garner 82 honors.
- Fourteen of her players were named to Olympic Teams.
- Sent 34 of her players on to the WNBA, including 15 drafted in the first round and three picked No. 1 overall.
- A total of 62 players who were mentored in the UT program by Summitt went on to basketball coaching or administrative positions in the professional, college or high school ranks.
- Coached U.S. Olympic Women's Basketball Team to gold medal at 1984 Los Angeles Olympiad.
- Also selected as assistant on 1980 U.S. Olympic Team and for various other international competitions.
- Was co-captain player on silver-medal-winning 1976 U.S. Olympic squad while employed as coach at Tennessee.
- Among hundreds of honors, she received the Presidential Medal of Freedom from President Barack Obama during a ceremony at the White House on May 29, 2012.
- USA TODAY named her as one of its "100 Women of the Century" on Aug. 14, 2020, on the 100th anniversary of the 19th Amendment.

MAJOR COACHING AWARDS

- Summitt was named as the Naismith Coach of the Century in April 2000.
- In July 2009, *The Sporting News* named the "50 Greatest Coaches of All-Time." Summitt was voted 11th and was the only woman on the list.
- She became the first female recipient of the Legends of Coaching Award, which was adopted by the John R. Wooden Award Committee in 1999. The award recognizes the lifetime achievement of coaches who exemplify the late Coach Wooden's high standards of coaching success and personal achievement.
- After winning her eighth NCAA title, Summitt received the prestigious John R. Wooden Legends of Coaching lifetime achievement award in Los Angeles, Calif., on April 12, 2008.
- In 1990, Summitt received the most prestigious award given by the Basketball Hall of Fame, the John Bunn Award. Summitt was the first female to receive the award in the Hall's history.
- Named 2011 *Sports Illustrated* Sportswoman of the Year (along with Sportsman of the Year, Duke men's coach Mike Krzyzewski on Dec. 6, 2011).
- Summitt was named 1987, 1989, 1994, 1998 and 2004 Naismith College Coach of the Year and 1998 AP Coach of the Year.
- She was chosen WBCA/Converse Coach of the Year in 1983 and 1995 and the IKON/WBCA Coach of the Year in 1998.
- She was named SEC Coach of the Year eight times (1993, 1995, 1998, 2001, 2003, 2004, 2007, 2011).

HALL OF FAME MEMBERSHIP

- Summitt was inducted into the Naismith Memorial Basketball Hall of Fame in Springfield, Mass., on Oct. 13, 2000, the first time she was eligible for the Hall's ballot.
- A little more than a year earlier, Summitt was inducted into the Women's Basketball Hall of Fame in the 1999 inaugural class.
- Inducted into the U.S. Olympic & Paralympic Hall of Fame on June 24, 2022, as the first woman in the coaching category.
- In October 1990, Summitt was enshrined in the Women's Sports Foundation Hall of Fame at a gala event in New York City.
- In April 1996, she was inducted into the National Association for Sport and Physical Education's Hall of Fame.
- She was inducted into the Tennessee Women's Hall of Fame on June 17, 2011.
- Summitt was a 2003 inductee into the Tennessee Sports Hall of Fame.
- The Greater Knoxville Sports Hall of Fame welcomed her in 1992.
- In November 2012, Summitt was inducted into the Lady Vol (now Univ. of Tennessee Athletics) Hall of Fame.

PAT SUMMITT YEAR-BY-YEAR

Year	Regular Season	Postseason	Overall	Finish
1974-75	11-6	5-2	16-8	State
1975-76	12-8	4-3	16-11	2nd State
1976-77	20-3	8-2	28-5	3rd Final Four
1977-78	22-2	5-2	27-4	1st AIAW Poll
1978-79	22-7	8-2	30-9	3rd Final Four
1979-80	25-3	8-2	33-5	2nd Final Four
1980-81	16-5	9-1	25-6	2nd Final Four
1981-82	17-8	5-2	22-10	3rd Final Four
1982-83	21-6	4-2	25-8	2nd NCAA Regional
1983-84	19-8	4-2	23-10	2nd Final Four
1984-85	18-9	4-1	22-10	3rd NCAA Regional
1985-86	21-8	3-2	24-10	3rd Final Four
1986-87	22-5	6-1	28-6	NCAA Champions
1987-88	25-2	6-1	31-3	3rd Final Four
1988-89	27-2	8-0	35-2	NCAA Champions
1989-90	23-4	4-2	27-6	2nd NCAA Regional
1990-91	23-4	7-1	30-5	NCAA Champions
1991-92	24-2	4-1	28-3	3rd NCAA Regional
1992-93	27-1	2-2	29-3	2nd NCAA Regional
1993-94	26-1	5-1	31-2	3rd NCAA Regional
1994-95	27-1	7-2	34-3	2nd Final Four
1995-96	23-4	9-0	32-4	NCAA Champions
1996-97	21-9	8-1	29-10	NCAA Champions
1997-98	30-0	9-0	39-0	NCAA Champions
1998-99	25-2	6-1	31-3	2nd NCAA Regional
1999-00	25-3	8-1	33-4	2nd Final Four
2000-01	28-1	3-2	31-3	3rd NCAA Regional
2001-02	24-3	5-2	29-5	3rd Final Four
2002-03	26-3	7-2	33-5	2nd Final Four
2003-04	25-2	6-2	31-4	2nd Final Four
2004-05	23-4	7-1	30-5	3rd Final Four
2005-06	25-4	6-1	31-5	2nd NCAA Regional
2006-07	27-2	7-1	34-3	NCAA Champions
2007-08	27-2	9-0	36-2	NCAA Champions
2008-09	20-9	2-2	22-11	NCAA First Round
2009-10	27-2	5-1	32-3	NCAA 3rd NCAA Regional
2010-11	28-2	6-1	34-3	NCAA 2nd NCAA Regional
2011-12	21-8	6-1	27-9	NCAA 2nd NCAA Regional
Totals	873-155 (.850)	225-53 (.807)	1,098-208 (.840)	



Collegiate Record: 1,098-208 (.841)

International Record: 63-4 (.940)

Overall Record: 1,161-212 (.846)

GENERAL

STAFF

PLAYERS

REVIEW

HISTORY

FACILITIES

NCAA

SEC

RECORDS

MEDIA INFO



LADY VOL HONOREES

There are 74 categories of prominent honors that have been received by Lady Vol basketball players over the years. One-hundred-thirty-nine Lady Vols, 68 percent of the all-time roster of 205 players (through those on 2020-21 roster), have received recognition in one of these categories. Fifteen players distinguish themselves by appearing in a double-digit number of categories: Chamique Holdsclaw 37; Candace Parker 32; Tamika Catchings 24; Bridgette Gordon, 20; Glory Johnson and Kara Lawson, 16; Dena Head, 13; Daedra Charles and Nikki McCray, 12; Michelle Marciniak, Semeka Randall and Shekinna Stricklen, 11; Angie Bjorklund, Cierra Burdick and Tanya Haave, 10.

OLYMPIC PLAYERS

Cindy Brogdon 1976 (Silver)
 Tamika Catchings 2004 (Gold), '08 (Gold),
 '12 (Gold), '16 (Gold)
 Daedra Charles 1992 (Bronze)
 Bridgette Gordon 1988 (Gold)
 Lea Henry 1984 (Gold)
 Chamique Holdsclaw 2000 (Gold)
 Kara Lawson 2008 (Gold)
 Nikki McCray 1996 (Gold), 2000 (Gold)
 Carla McGhee 1996 (Gold)
 Cindy Noble 1980 (Boycott), '84 (Gold)
 Candace Parker 2008 (Gold), '12 (Gold)
 Jill Rankin 1980 (Boycott)
 Patricia Roberts 1976 (Silver)
 Holly Warlick 1980 (Boycott)

USA NATIONAL TEAM PLAYERS

Cindy Brogdon 1976-78
 Tamika Catchings 2002, '04, '06-16
 Daedra Charles 1989, '92, '94
 Sheila Collins 1983
 Latina Davis 1995
 Diamond DeShields 2019-20
 Tonya Edwards 1997
 Peggy Evans 1993
 Sheila Frost 1988
 Bridgette Gordon 1987-88, 1991
 Debbie Groover 1979
 Tanya Haave 1982
 Dena Head 1991-94
 Lea Henry 1980-84
 Chamique Holdsclaw 1997-00
 Dana Johnson 1994
 Glory Johnson 2011, '13
 Kara Lawson 2001, '06-10
 Michelle Marciniak 1995-99
 Nikki McCray 1993, '95-96, '98-00
 Carla McGhee 1987, '93-96
 Loree Moore 2003
 Cindy Noble 1979-80, '83-84
 Mary Ostrowski 1981, '83
 Candace Parker 2006-15
 Semeka Randall 1998
 Jill Rankin 1979-80
 Patricia Roberts 1976-78
 Michelle Snow 2004, '06-08
 Sidney Spencer 2008
 Shekinna Stricklen 2011
 Holly Warlick 1978-80
 Tiffany Woosley 1994

USA JUNIOR NATIONAL TEAM PLAYERS

Jody Adams 1990
 Nicky Anosike 2005, '07
 Vicki Baugh 2006-07
 Angie Bjorklund 2007
 Alyssia Brewer 2008
 Cierra Burdick 2009-11
 Kelley Cain 2006
 Andraya Carter 2010
 Tamika Catchings 1997-98
 Kristen Clemens 1991
 Susan Clower, 1978-79
 Sheila Collins 1982
 Abby Conklin, 1993-94
 Latina Davis, 1993-94
 Diamond DeShields, 2010-12, '15
 Kris Durham 1986-88
 Tonya Edwards 1986-87
 Cindy Ely 1977-78
 Kyra Ely 1997
 Peggy Evans 1991-92
 Sheila Frost 1986
 Bridgette Gordon 1986
 Bashaara Graves, 2009-10, '12-13
 Debbie Groover 1977
 Tanya Haave 1981
 Lisa Harrison 1991
 Dena Head 1989
 Lea Henry 1978-79
 Chamique Holdsclaw 1995
 Dana Johnson 1991-93
 Glory Johnson, 2007
 Tiffani Johnson 1996
 Tammy Larkey 1981
 Kara Lawson 1998
 Michelle Marciniak 1989-93
 Pam Marr 1983
 Dawn Marsh 1985-86
 Ariel Massengale 2009-11, '13
 Cait McMahon 2005
 Loree Moore 2000-01
 Karen Morton 1982, 1983
 Mary Ostrowski 1978-80

Candace Parker 2003-04
 Semeka Randall 1996-97
 Ashley Robinson 2000
 Mercedes Russell, 2011-12, '15
 Michelle Snow 2000
 Taber Spani, 2009
 Shekinna Stricklen, 2007-08
 Pasheen Thompson 1994
 Vonda Ward 1989-90, 1993
 Holly Warlick 1977
 Tiffany Woosley 1992-93

USA 3x3 TEAM PLAYERS

Cierra Burdick 2014

U.S. OLYMPIC FESTIVAL PLAYERS

Jody Adams 1990
 Daedra Charles 1987
 Susan Clower 1978-79
 Sheila Collins 1982
 Abby Conklin 1993-94
 Latina Davis 1993
 Kris Durham 1986-87
 Tonya Edwards 1986
 Cindy Ely 1978
 Peggy Evans 1991
 Sheila Frost 1986
 Amy Gamble 1982-83
 Bridgette Gordon 1986
 Tanya Haave 1981
 Lisa Harrison 1991
 Dena Head 1987
 Lea Henry 1978-79
 Chamique Holdsclaw 1995
 Marlene Jeter 1989
 Dana Johnson 1991
 Tammy Larkey 1981
 Michelle Marciniak 1989-91
 Pam Marr 1983
 Dawn Marsh 1985-86
 Laurie Milligan 1995
 Karen Morton 1982-83
 Mary Ostrowski 1978-79
 Pasheen Thompson 1994
 Vonda Ward 1989-90

WBCA/KODAK/STATE FARM ALL-AMERICANS

Cindy Brogdon (F) 1976, '78, '79
 Tamika Catchings (F) 1998, '99, '00, '01
 Daedra Charles (C) 1990, 1991
 Sheila Collins (G) 1985
 Shyra Ely (F) 2004
 Bridgette Gordon (F) 1988, '89
 Tanya Haave (F) 1983
 Lisa Harrison (F) 1993
 Dena Head (G) 1992
 Chamique Holdsclaw (F) 1996, '97, '98, '99
 Glory Johnson (F) 2012
 Kara Lawson (G) 2003
 Nikki McCray (F) 1994, '95
 Cindy Noble (C) 1981
 Mary Ostrowski (F) 1982
 Candace Parker (F) 2006, '07, '08
 Semeka Randall (G) 1999, 2000
 Jill Rankin (C) 1979, '80
 Patricia Roberts (C) 1977
 Shekinna Stricklen (G/F) 2011
 Holly Warlick (G) 1980

NAISMITH PLAYER OF THE CENTURY (1900s)

Chamique Holdsclaw 2000

NAISMITH PLAYER OF THE YEAR

Chamique Holdsclaw 1998, '99
 Tamika Catchings 2000
 Candace Parker 2008

NAISMITH ALL-AMERICA TEAM

Tamika Catchings 1999, '00
 Daedra Charles 1991
 Bridgette Gordon 1988, '89
 Lisa Harrison 1993
 Dena Head 1992
 Chamique Holdsclaw 1997, '98, '99
 Michelle Marciniak 1996
 Nikki McCray 1994, 1995
 Candace Parker 2007, '08

ASSOCIATED PRESS PLAYER OF THE YEAR

Chamique Holdsclaw 1998, '99
 Tamika Catchings 2000
 Candace Parker 2008

ASSOCIATED PRESS ALL-AMERICA TEAM

Angie Bjorklund 2010 (HM), '11 (HM)
 Shannon Bobbitt 2008 (HM)
 Cierra Burdick 2015 (HM)
 Tamika Catchings 1999 (1st), '00 (1st), '01 (2nd)
 Renna Davis 2020 (HM), '21 (HM)
 Shyra Ely 2004 (3rd)
 Bahaara Graves 2016 (HM)
 Isabelle Harrison 2014 (HM), '15 (HM)
 Chamique Holdsclaw 1997 (1st), '98 (1st),
 '99 (1st)
 Jordan Horston 2022 (HM)
 Gwen Jackson 2001 (HM), '03 (HM)
 Glory Johnson 2012 (HM)
 Kellie Jolly 1999 (HM)
 Kara Lawson 2001 (HM), '02 (3rd), '03 (2nd)
 Jaime Nared 2018 (HM)
 Candace Parker 2006 (2nd), '07 (1st), '08 (1st)
 Semeka Randall 1999 (2nd), '00 (2nd),
 '01 (HM)
 Mercedes Russell 2017 (HM)
 Meighan Simmons 2011 (HM), '13 (3rd), '14
 (HM)
 Michelle Snow 2001 (HM), '02 (HM)
 Shekinna Stricklen 2010 (HM), '11 (3rd), '12
 (3rd)

ESPY AWARDS FEMALE ATHLETE OF THE YEAR

Chamique Holdsclaw 1999
 Candace Parker 2008

ESPY AWARDS FEMALE COLLEGIATE ATHLETE OF THE YEAR

Candace Parker 2008

ESPY AWARDS WOMEN'S BASKETBALL PLAYER OF THE YEAR

Tamika Catchings 2001
 Chamique Holdsclaw 1998, '99

ESPY AWARDS UNDERARMOUR UNDENIABLE PERFORMANCE AWARD

2007 Team

HONDA-BRODERICK CUP ATHLETE OF THE YEAR

Chamique Holdsclaw 1998
 Candace Parker 2008

HONDA SPORTS AWARD

Bridgette Gordon 1989
 Chamique Holdsclaw 1997, '98
 Candace Parker 2007, '08

NCAA WOMAN OF THE YEAR

Nicky Anosike 2008
 Glory Johnson 2012 (top 30)
 Kara Lawson 2003 (finalist)

ESPN.COM NATIONAL PLAYER OF THE YEAR

Candace Parker 2008

SPORTING NEWS PLAYER OF THE YEAR

Chamique Holdsclaw 1998, '99

SPORTING NEWS ALL-AMERICA TEAM

Tamika Catchings 1999, '00
 Chamique Holdsclaw 1998, '99
 Semeka Randall 1999 (2nd)

SPORTS ILLUSTRATED PLAYER OF THE YEAR

Chamique Holdsclaw 1998, '99

SPORTS ILLUSTRATED ALL-AMERICA TEAM

Tamika Catchings 1999, '00
 Chamique Holdsclaw 1998, '99

STATE FARM WADE TROPHY WINNER

Daedra Charles 1991
 Candace Parker 2007
AU SULLIVAN AWARD
 Chamique Holdsclaw 1999

USA BASKETBALL PLAYER OF THE YEAR

Chamique Holdsclaw 1997
 Cindy Noble 1982

U.S. BASKETBALL WRITERS OF AMERICA PLAYER OF THE YEAR

Chamique Holdsclaw 1998, '99
 Tamika Catchings 2000
 Candace Parker 2007, '08

LADY VOL HONOREES (CONTINUED)

U.S. BASKETBALL WRITERS OF AMERICA FRESHMAN OF THE YEAR
 Chamique Holdsclaw 1996
 Tamika Catchings 1998
 Shekinna Stricklen 2009

FRANCIS POMEROY NAIMSMITH AWARD
 Kara Lawson 2003

WBCA PLAYER OF THE YEAR
 Chamique Holdsclaw 1998, '99
 Tamika Catchings 2000

WOODY HAYES AWARD
 Kara Lawson 2004

JOHN R. WOODEN PLAYER OF THE YEAR
 Candace Parker 2007, '08

JOHN R. WOODEN ALL-AMERICA TEAM
 Candace Parker 2007, '08

NAISMITH COACH OF THE CENTURY (1900s)
 Pat Summitt 2000

ASSOCIATED PRESS COACH OF THE YEAR
 Pat Summitt 1998

ESPY COACH/MANAGER OF THE YEAR
 Pat Summitt 2008

ESPY AWARDS/ARTHUR ASHE COURAGE AWARD
 Pat Summitt 2012

NAISMITH COACH OF THE YEAR
 Pat Summitt 1987, '89, '94, '98, '04

WBCA-CONVERSE COACH OF THE YEAR
 Pat Summitt 1983, '95, '98

WBCA-SPALDING MAGGIE DIXON DIV. I ROOKIE COACH OF THE YEAR
 Holly Warlick 2013

THE JOHN AND NELLIE WOODEN COACH OF THE YEAR
 Pat Summitt 1988

JOHN R. WOODEN LEGENDS OF COACHING AWARD
 Pat Summitt 2008

USA BASKETBALL WRITERS OF AMERICA COACH OF THE YEAR
 Pat Summitt 1998

ESPY AWARDS CO-TEAM OF THE DECADE (1990s)

Jody Adams 1989-93
 Niyah Butts 1996-2000
 Nikki Caldwell 1990-94
 Amanda Canon 1998-02
 Tamara Carver 1990-91
 Kelli Casteel 1988-92
 Tamika Catchings 1997-01
 Daedra Charles 1988-91
 Regina Clark 1988-92
 Kristen "Ace" Clement 1997-01
 Abby Conklin 1993-97
 Latina Davis 1992-96
 Rochone Dilligard 1991-94
 Sarah Edwards 1998-01
 Tonya Edwards 1986-90
 Kyra Elzy 1996-01
 Peggy Evans 1990-93
 Teresa Geter 1997-99
 Misty Greene 1995-98
 Lisa Harrison 1989-93
 Debbie Hawhee 1988-92
 Dena Head 1988-92
 Chamique Holdsclaw 1995-99
 Marlene Jeter 1990-92
 Dana Johnson 1991-95
 Michelle Johnson 1993, 1995
 Tiffany Johnson 1994-97
 Kellie Jolly 1995-99
 Brynae Laxton 1995-98
 Michelle Marciniak 1993-96
 Nikki McCray 1991-95
 Carla McGhee 1986-90
 Laurie Milligan 1994-98
 Pearl Moore 1987-90
 Shalon Pillow 1998-02
 Semeka Randall 1997-01
 Debbie Scott 1988-90
 Kim Smallwood 1995-96
 Melissa Smith 1989-90
 Tamika Smith 1993-95
 Michelle Snow 1998-02
 Lashonda Stephens 1996-2000

Pashen Thompson 1993-97
 Vonda Ward 1991-95
 Tiffany Woosley 1991-95

KODAK 25th ANNIVERSARY TEAM
 Chamique Holdsclaw 1999

NCAA TEAM OF THE DECADE (1980s)
 Bridgette Gordon (F)

NCAA 25th ANNIVERSARY TEAM
 Chamique Holdsclaw
 Bridgette Gordon
 Pat Summitt (coach)

NCAA ETHNIC MINORITY AND WOMEN'S ENHANCEMENT GRAD. SCHOLARSHIP
 Keyen Green 2022

NCAA JIM MCKAY SCHOLARSHIP
 Cierra Burdick 2015

NCAA POSTGRADUATE SCHOLARSHIPS
 Tanya Haave 1984
 Lea Henry 1983

CoSIDA ACADEMIC ALL-AMERICAN OF THE YEAR
 Jill Rankin 1980
 Candace Parker 2008

GTE/CoSIDA ALL-TIME ACADEMIC ALL-AMERICA BASKETBALL TEAM
 Jill Rankin (2nd)

CoSIDA ACADEMIC ALL-AMERICA TEAM
 Nicky Anosike 2008 (2nd)
 Angie Bjorklund 2010 (1st), '11 (2nd)
 Cierra Burdick 2015 (2nd)
 Peggy Evans 1992 (3rd)
 Tanya Haave 1983 (3rd), '84 (1st)
 Lea Henry 1983 (3rd)
 Glory Johnson 2012 (1st)
 Kara Lawson 2003 (1st)
 Candace Parker 2007 (2nd), '08 (1st)
 Jill Rankin 1980 (1st)
 Shanna Zolman 2006 (1st)

ARTHUR ASHE JR. FEMALE SPORTS SCHOLAR OF THE YEAR
 Andraya Carter 2016

WBCA NAT'L PLAYER OF THE MONTH
 Candace Parker (January) 2008

NCAA TOURNAMENT MOST OUTSTANDING PLAYER
 Tonya Edwards 1987
 Bridgette Gordon 1989
 Chamique Holdsclaw 1997, '98
 Michelle Marciniak 1996
 Candace Parker 2007, '08

NCAA ALL-FINAL FOUR TEAM
 Nicky Anosike 2007, '08
 Shannon Bobbitt 2007, '08
 Tamika Catchings 1998, '00
 Daedra Charles 1991
 Tonya Edwards 1987
 Sheila Frost 1989
 Bridgette Gordon 1987, '89
 Dena Head 1991
 Chamique Holdsclaw 1996, '97, '98
 Gwen Jackson 2003
 Tiffany Johnson 1996
 Kellie Jolly 1997, '98
 Kara Lawson 2003
 Michelle Marciniak 1996
 Nikki McCray 1995
 Mary Ostrowski 1984
 Candace Parker 2007, '08
 Shanna Zolman 2004

NCAA REGIONAL TOURNAMENT MOST OUTSTANDING PLAYER
 Kelli Casteel 1991 (Mideast)
 Tamika Catchings 2000 (Mideast)
 Shelia Collins 1982 (Mideast)
 Latina Davis 1996 (East)
 Bridgette Gordon 1987 (Mideast), '89 (East)
 Chamique Holdsclaw 1997 (Midwest), '98 (Mideast)
 Gwen Jackson 2003 (Mideast)
 Dawn Marsh 1988 (East)
 Nikki McCray 1995 (Mideast)
 Mary Ostrowski 1984 (Mideast)
 Candace Parker 2007 (Dayton), 2008 (Oklahoma City)
 Shelley Sexton 1986 (Mideast)

NCAA ALL-REGIONAL TOURNAMENT TEAMS

Jody Adams 1991 (Mideast)
 Shannon Bobbitt 2007 (Dayton)
 Cierra Burdick 2015 (Spokane)
 Rae Burrell 2022 (Wichita)
 Tasha Butts 2004 (Midwest)
 Kelli Casteel 1991 (Mideast)
 Tamika Catchings 1999 (East), 2000 (Mideast)
 Daedra Charles 1990 (East), 1991 (Mideast)
 Shelia Collins 1982 (Mideast), 1985 (Mideast)
 Latina Davis 1996 (East)
 LaToya Davis 2004 (Midwest)
 Diamond DeShields 2016 (Sioux Falls)
 Shyra Ely 2002 (Midwest), 2003 (Mideast), 2004 (Midwest), 2005 (Philadelphia)
 Shelia Frost 1986 (Mideast), 1987 (Mideast), 1989 (East)
 Bridgette Gordon 1987 (Mideast), 1988 (East), 1989 (East)
 Tanya Haave 1983 (Mideast), 1984 (Mideast)
 Lisa Harrison 1993 (Mideast)
 Dena Head 1990 (East)
 Chamique Holdsclaw 1996 (East), 1999 (East), 1997 (Midwest), 1998 (Mideast)
 Alexis Hornbuckle 2008 (Oklahoma City)
 Gwen Jackson 2002 (Midwest), 2003 (Mideast)
 Dana Johnson 1995 (Mideast)
 Glory Johnson 2012 (Des Moines)
 Kellie Jolly 1997 (Midwest)
 Kara Lawson 2003 (Mideast)
 Michelle Marciniak 1995 (Mideast), 1996 (East)
 Dawn Marsh 1988 (East)
 Ariel Massengale 2015 (Spokane)
 Nikki McCray 1994 (Mideast), 1995 (Mideast)
 Mary Ostrowski 1984 (Mideast)
 Candace Parker 2006 (Cleveland), 2007 (Dayton), 2008 (Oklahoma City)
 Semeka Randall 1998 (Mideast), 2000 (Mideast)
 Mercedes Russell 2016 (Sioux Falls)
 Shelley Sexton 1986 (Mideast)
 Meighan Simmons 2014 (Louisville)
 Taber Spani 2013 (Oklahoma City)
 Shekinna Stricklen 2011 (Dayton), 2012 (Des Moines)
 Pashen Thompson 1997 (Midwest)
 Kamiko Williams 2013 (Oklahoma City)
 Tiffany Woosley 1993 (Mideast)
 Shanna Zolman 2005 (Philadelphia), 2006 (Cleveland)

SEC COACH OF THE YEAR
 Pat Summitt 1993, '95, '98, '01, '03, '04, '07, '11
 Holly Warlick 2013

SEC FEMALE ATHLETE OF THE YEAR
 Bridgette Gordon 1989
 Daedra Charles 1991
 Chamique Holdsclaw 1998, '99
 Candace Parker 2008

ALL-SEC TEAM

AP had All-SEC Teams from 1997-2019. C indicates Coaches' Team; AP indicates Associated Press Team; HM indicates honorable mention
 Angie Bjorklund 2009 (2nd-C; HM-AP), '10 (1st-C & AP)
 Shannon Bobbitt 2008 (2nd-C & AP)
 Cierra Burdick 2015 (1st-C; 2nd-AP)
 Rae Burrell 2021 (2nd-C)
 Tasha Butts 2004 (2nd-C; 3rd-AP)
 Kelley Cain 2010 (1st-C & AP)
 Tamika Catchings 1998 (1st-C & AP), '99 (1st-C & AP), '00 (1st-C & AP), '01 (C-2nd; 3rd-AP)
 Kristen "Ace" Clement 2001 (HM-AP)
 Daedra Charles 1990 (1st-C), '91 (1st-C)
 Shelia Collins 1985 (1st-C)
 Abby Conklin 1997 (2nd-C; HM-AP)
 Latina Davis 1996 (2nd-C)
 Rennie Davis 2019 (2nd-C & AP), '20 (1st-C), '21 (1st-C)
 Diamond DeShields 2016 (2nd-AP), '17 (1st-C; 2nd-AP)
 Tonya Edwards 1988 (2nd-C), '90 (1st-C)
 Shyra Ely 2004 (1st-C & AP), '05 (1st-C & AP)
 Peggy Evans 1992 (1st-C), '93 (2nd-C)
 Shelia Frost 1987 (1st-C), '88 (1st-C), '89 (1st-C)
 Bridgette Gordon 1986 (1st-C), '87 (1st-C), '88 (1st-C), '89 (1st-C)
 Bashaara Graves 2013 (1st-C; 2nd-AP), '16 (2nd-AP)
 Tanya Haave 1983 (1st-C), '84 (1st-C)
 Isabelle Harrison 2014 (1st-C & AP), '15 (1st-C; 2nd-AP)
 Lisa Harrison 1993 (1st-C)

GENERAL

STAFF

PLAYERS

REVIEW

HISTORY

FACILITIES

NCAA

SEC

RECORDS

MEDIA INFO



LADY VOL HONOREES (CONTINUED)

Dena Head 1990 (2nd-C), '91 (1st-C), '92 (1st-C)
 Lea Henry 1983 (1st-C)
 Chamique Holdscraw 1996 (1st-C), '97 (1st-C & AP), '98 (1st-C & AP), '99 (1st-C & AP)
 Alexis Hornbuckle 2006 (2nd-C), '07 (1st-C & AP), '08 (1st-C, 2nd-AP)
 Jordan Horston 2022 (1st-C; 1st USA TODAY)
 Gwen Jackson 2001 (1st-C; 2nd-AP), '03 (1st-C, 2nd-AP)
 Dana Johnson 1994 (1st-C), '95 (1st-C)
 Glory Johnson 2011 (1st-C & AP), '12 (1st-C & AP)
 Kellie Jolly 1999 (2nd-C)
 Tamari Key 2022 (2nd-C; 2nd USA TODAY)
 Kara Lawson 2000 (1st-C, 2nd-AP), '01 (1st-C; 2nd-AP), '02 (1st-C & AP), '03 (1st-C & AP)
 Michelle Marciniak 1995 (1st-C), '96 (2nd-C)
 Dawn Marsh 1988 (2nd-C)
 Melissa McCray 1989 (2nd-C)
 Nikki McCray 1993 (2nd-C), '94 (1st-C), '95 (1st-C)
 Jaime Nared 2017 (2nd-C), '18 (1st-C & 2nd-AP)
 Mary Ostrowski 1982 (1st-C), '84 (1st-C)
 Candace Parker 2006 (1st-C, 2nd-AP), '07 (1st-C & AP), '08 (1st-C & AP)
 Semeka Randall 1998 (2nd-C & AP), '99 (1st-C & AP), '00 (1st-C, 2nd-AP), '01 (2nd-C, 3rd-AP)
 Ashley Robinson 2001 (HM-AP)
 Mercedes Russell 2017 (2nd-C & AP), '18 (1st-C & 2nd-AP)
 Meighan Simmons 2011 (2nd-C & AP), '13 (1st-C & AP), '14 (1st-C & AP)
 Michelle Snow 2000 (2nd-C; HM-AP), '01 (1st-C, 2nd-AP), '02 (2nd-C & AP)
 Sidney Spencer 2007 (2nd-C; HM-AP)
 Shekinna Stricklen 2009 (2nd-C; HM-AP), '10 (2nd-C & AP), '11 (1st-C & AP), '12 (1st-C & AP)
 Paula Towns 1982 (1st-C)
 Tiffany Woosley 1993 (1st-C), '94 (2nd-C)
 Shanna Zolman 2004 (2nd-C), '05 (2nd-C & AP), '06 (1st-C; 2nd-AP)

SEC ALL-DEFENSIVE TEAM

Kelley Cain 2010
 Alexis Hornbuckle 2008
 Glory Johnson 2011, '12
 Tamari Key 2021, '22

SEC PLAYER OF THE YEAR

Bridgette Gordon 1989 (C)
 Dena Head 1992 (C)
 Nikki McCray 1994 (C), '95 (C)
 Chamique Holdscraw 1998 (C & AP), '99 (C & AP)
 Candace Parker 2007 (C & AP)
 Meighan Simmons 2013-Co (C), '14 (AP)
 Shekinna Stricklen 2011-Co (C)

SEC DEFENSIVE PLAYER OF THE YEAR

Glory Johnson 2012

SEC 6TH WOMAN OF THE YEAR

Alyssia Brewer 2010
 Anastasia Hayes 2018

SEC FRESHMAN OF THE YEAR

Angie Bjorklund 2008 (C & AP)
 Tamika Catchings 1998 (C & AP)
 Bridgette Gordon 1986 (C)
 Bashaara Graves 2013 (C & AP)
 Dena Head 1989 (C)
 Chamique Holdscraw 1996 (C)
 Candace Parker 2006 (C & AP)
 Meighan Simmons 2011 (C & AP)

SEC ALL-FRESHMAN TEAM

Nicky Anosike 2005
 Angie Bjorklund 2008
 Nikki Caldwell 1991
 Andraya Carter 2014
 Tamika Catchings 1998
 Te'a Cooper 1916
 Latina Davis 1993
 Renna Davis 2018
 Kris Durham 1988
 Tonya Edwards 1987
 Shyra Ely 2002
 Peggy Evans 1991
 Bridgette Gordon 1986
 Bashaara Graves 2013
 Zaay Green 2019
 Lisa Harrison 1990
 Dena Head 1989
 Chamique Holdscraw 1996
 Alexis Hornbuckle 2005
 Jordan Horston 2020

Gwen Jackson 2000
 Dana Johnson 1992
 Glory Johnson 2009
 Tiffany Johnson 1995
 Kara Lawson 2000
 Ariel Massengale 2012
 Loree Moore 2002
 Candace Parker 2006
 Sara Puckett 2022
 Semeka Randall 1998
 Ashley Robinson 2001
 Meighan Simmons 2011
 Sidney Spencer 2004
 Shekinna Stricklen 2009
 Marta Suárez 2021
 Pashen Thompson 1994
 Evina Westbrook 2018
 Tiffany Woosley 1992
 Shanna Zolman 2003

SEC TOURNAMENT MVP

Alyssia Brewer 2010
 Shelia Collins 1985
 Shyra Ely 2005
 Bridgette Gordon 1988, '89
 Isabelle Harrison 2014
 Dena Head 1992
 Chamique Holdscraw 1998, '99
 Glory Johnson 2012
 Candace Parker 2006, '08
 Jill Rankin 1980
 Shekinna Stricklen 2011
 Tiffany Woosley 1994

SEC ALL-TOURNAMENT TEAM

Angie Bjorklund 2009, '11
 Shannon Bobbitt 2008
 Alyssia Brewer 2010
 Cierra Burdick 2014, '15
 Tamika Catchings 1998, '99, '00
 Daedra Charles 1990, '91
 Shelia Collins 1985
 Diamond DeShields 2016
 Alexus Dye 2022
 Shyra Ely 2004, 2005
 Peggy Evans 1992
 Shelia Frost 1989
 Bridgette Gordon 1988, '89
 Tanya Haave 1982, '83
 Isabelle Harrison 2014
 Dena Head 1989, '90, '92
 Chamique Holdscraw 1996, '97, '98, '99
 Alexis Hornbuckle 2007
 Brittany Jackson 2005
 Dana Johnson 1994, '95
 Glory Johnson 2012
 Kara Lawson 2002, '03
 Alicia Manning 2010
 Michelle Marciniak 1996
 Dawn Marsh 1985
 Nikki McCray 1994, '95
 Cindy Noble 1980
 Mary Ostrowski 1982
 Candace Parker 2006, '08
 Semeka Randall 1998
 Jill Rankin 1980
 Jordan Reynolds 2015
 Michelle Snow 1999, '00
 Taber Spani 2013
 Sidney Spencer 2006
 Kathy Spinks 1987
 Shekinna Stricklen 2010, '11, '12
 Holly Warlick 1980
 Tiffany Woosley 1994
 Shanna Zolman 2005

SEC WOMEN'S BASKETBALL SCHOLAR-ATHLETE OF THE YEAR

Angie Bjorklund 2010

BOYD McWHORTER SCH.-ATH. FINALIST

Nicky Anosike 2008
 Glory Johnson 2012
 Cierra Burdick 2015

ACADEMIC ALL-SEC

Jody Adams 1991, '92
 Nicky Anosike 2005-first year, '06, '07, '08
 Lauren Avant 2011-first year
 Briana Bass 2009-first year, '10, '11, '12
 Tonya Baugh 2009, '10, '11, '12
 Angie Bjorklund 2008-first year, '09, '10, '11
 Shannon Bobbitt 2008
 Lou Brown 2020
 Cierra Burdick 2012-first year, '13, '14, '15
 Rae Burrell 2020, '21, '22
 Niyi Butts 1998, '99, '00
 Kelley Cain 2008-first year, '09
 Amanda Canon 2000, '01, '02
 Andraya Carter 2013-first year, '14, '15, '16
 Tamika Catchings 1999, '02
 Regina Clark 1991, '92

Kristen "Ace" Clement 1999, '01
 Abby Conklin 1995, '96, '97
 Elizabeth Curry 2007
 Tess Darby 2021-first year, '22
 Renna Davis 2019, '20, '21
 Diamond DeShields 2016, '17
 Rochone Dilliga 1994
 Kortney Dunbar 2015-first year, '16, '17, '18
 Alexus Dye 2022-first year
 Sarah Edwards 2000, '01, '02
 Tonya Edwards 1991
 Shyra Ely 2005
 Kyra Elzy 2001, '02
 Peggy Evans 1992
 Tye'sha Fluker 2004, '05, '06
 Alex Fuller 2006, '07
 Bashaara Graves 2013-first year, '14, '16
 Keyen Green 2021-first year, '22
 Tanya Haave 1983, '84
 Kamera Harris 2017-first year, '19, '20
 Isabelle Harrison 2012-first year, '13, '14, '15
 Lisa Harrison 1993
 Debbie Hawhee 1990, '91, '92
 Jordan Horston 2020-first year
 Glory Johnson 2009-first year, '10, '11, '12
 Kellie Jolly 1997, '98, '99
 Jasmine Jones 2015
 Kasiyahna Kushkittuah 2020, '21
 Kara Lawson 2001, '02, '03
 Brynne Laxton 2009, '97, '98
 Alicia Manning 2016-first year, '11, '12
 Michelle Marciniak 1994, '96
 Ariel Massengale 2014, '15
 Melissa McCray 1989
 Nikki McCray 1995
 Courtney McDaniel 2003
 April McDivitt 2001, '02
 Caiti McMath 2009, '10
 Alexa Middleton 2015-first year, '16
 Brooklynn Miles 2022-first year
 Laurie Milligan 1998
 Jaime Nared 2015-first year, '16
 Schaquilla Nunn 2017
 Candace Parker 2005-first year, '06, '07, '08
 Sara Puckett 2022-first year
 Semeka Randall 2001, '02
 Linda Ray 1984, '85
 Dominique Reddick 2004, '07
 Jessie Rennie 2020-first year, '21, '22
 Jordan Reynolds 2014-first year, '17
 Mercedes Russell 2014-first year, '17
 Emily Saunders 2020-first year, '21, '22
 Debbie Scott 1990
 Sydney Smallbone 2008-first year, '09, '10, '11
 Taber Spani 2010-first year, '11, '12, '13
 Sidney Spencer 2004, '05, '06, '07
 Karoline Striplin 2022-first year
 Marta Suárez 2021-first year, '22
 Jennifer Tuggle 1987, '88
 Jordan Walker 2021-first year, '22
 Vonda Ward 1994
 Lisa Webb 1988
 Kaiya Wynn 2022-first year
 Shanna Zolman 2004, '05, '06

SEC COMMUNITY SERVICE TEAM

Nicky Anosike 2008
 Angie Bjorklund 2011
 Cierra Burdick 2014, '15
 Tasha Butts 2004
 Andraya Carter 2016
 Tamika Catchings 2000
 Tye'sha Fluker 2005
 Alex Fuller 2009
 Kamera Harris 2020
 Glory Johnson 2010, '12
 Kellie Jolly 1999
 Tamari Key 2022
 Kara Lawson 2001, '03
 April McDivitt 2002
 Jordan Reynolds 2017
 Mercedes Russell 2018
 Taber Spani 2013
 Sidney Spencer 2007
 Team 2021
 Evina Westbrook 2019
 Shanna Zolman 2006

WBCA ALL-AMERICANS

Twenty-one players have been honored as All-Americans by the WBCA/Kodak/State Farm throughout the history of Lady Vol basketball. These 21 women have garnered 36 All-America awards.

FOUR-TIME ALL-AMERICANS

Tamika Catchings
1988-1999-2000-2001

Chamique Holdsclaw
1996-1997-1998-1999
Kodak 25th Anniversary Team

Cindy Brogdon
1976-1978-1979

Daedra Charles
1990-1991

Shelia Collins
1985

Shyra Ely
2004

Bridgette Gordon
1988-1989

Tanya Haave
1983

Lisa Harrison
1993

Dena Head
1992

Glori Johnson
2012

Kara Lawson
2003

Nikki McCray
1994-1995

Cindy Noble
1981

Mary Ostrowski
1982

Candace Parker
2006-2007-2008

Semeka Randall
1999-2000

Jill Rankin
1979-1980

Patricia Roberts
1977

Shekinna Stricklen
2011

Holly Warlick
1980

NAISMITH MEMORIAL BB HALL OF FAME INDUCTEES WITH TENNESSEE TIES

COACHES (1)

Pat Summitt - 2000

PLAYERS (1)

Tamika Catchings - 2020 (2021)

WOMEN'S BASKETBALL HALL OF FAME INDUCTEES WITH TENNESSEE TIES

COACHES (2)

Pat Summitt - 1999
Mickie DeMoss - 2018

PLAYERS (10)

Cindy Noble Hauserman - 2000
Patricia Roberts - 2000
Holly Warlick - 2001
Cindy Brogdon - 2002
Daedra Charles-Furlow - 2007

Bridgette Gordon - 2007
Jill Rankin Schneider - 2008
Nikki McCray - 2012
Chamique Holdsclaw - 2018
Tamika Catchings - 2021

ADMINISTRATORS (3)

Gloria Ray (A.D.) - 2010
Beth Bass (G.A.) - 2019
Joan Cronan (A.D.) - 2019

NCAA RECORD /// MOST WINS IN NCAA DIVISION I BASKETBALL

TEAM	FIRST YEAR	SEASONS	WINS	LOSSES
1. Tennessee	1902-03	77	1,426	360
2. UConn	1974-75	48	1,240	312
3. Stanford	1974-75	48	1,181	346
4. James Madison	1920-21	100	1,176	578
5. Louisiana Tech	1974-75	48	1,174	374
6. Texas	1974-75	48	1,157	426
7. SFA	1968-69	54	1,155	471
8. Old Dominion	1969-70	53	1,121	480
9. Maryland	1971-72	51	1,078	443
10. South Dakota St.	1966-67	56	1,068	447
11. Green Bay	1973-74	49	1,058	378
12. Baylor	1974-75	48	1,054	509
13. Western Ky.	1914-15	59	1,051	527
14. Ohio St.	1965-66	57	1,047	473
15. Notre Dame	1977-78	45	1,046	370
16. Georgia	1973-74	49	1,039	459
17. Belmont	1968-69	54	1,034	541
18. North Carolina	1974-75	48	1,023	487
19. NC State	1974-75	48	998	478
Kansas St.	1968-69	54	998	639

LADY VOLS AT OLYMPICS

COACHING STAFF

Pat Summitt
1976 Montreal
Player (Silver)
(*UT Martin graduate*)

1980 Moscow
Assistant Coach (Boycott)
(*Head coach at Tennessee*)

1984 Los Angeles
Head Coach (Gold)
(*Head coach at Tennessee*)

Nancy Darsch
1984 Los Angeles
Assistant Coach (Gold)
(*Asst. coach at Tennessee*)

1996 Atlanta
Assistant Coach (Gold)
(*Head coach at Ohio State*)

Kara Lawson
2020 Tokyo
Head Coach 3x3 (Gold)
(*Head coach at Duke*)

ATHLETES

Cindy Brogdon
1976 Montreal (Silver)

Tamika Catchings
2004 Athens (Gold)
2008 Beijing (Gold)
2012 London (Gold)
2016 Rio de Janeiro (Gold)

Daedra Charles
1992 Barcelona (Bronze)

Bridgette Gordon
1988 Seoul (Gold)

Lea Henry
1984 Los Angeles (Gold)

Chamique Holdsclaw
2000 Sydney (Gold)

Kara Lawson
2008 Beijing (Gold)

Nikki McCray
1996 Atlanta (Gold)
2000 Sydney (Gold)

Carla McGhee
1996 Atlanta (Gold)

Cindy Noble
1980 Moscow (Boycott)
1984 Los Angeles (Gold)

Candace Parker
2008 Beijing (Gold)
2012 London (Gold)

Jill Rankin
1980 Moscow (Boycott)

Patricia Roberts
1976 Montreal (Silver)

Holly Warlick
1980 Moscow (Boycott)

GENERAL

STAFF

PLAYERS

REVIEW

HISTORY

FACILITIES

NCAA

SEC

RECORDS

MEDIA INFO



LADY VOL SUCCESS IN THE COACHING RANKS

Over the past 48 years, the list of people who have gone on to work at the professional, collegiate and high school levels stands at 107 (44 are active) and represents 65 Lady Vol graduates (16 are active) as well as current and former assistant coaches, graduate assistants, managers, operations directors, video coordinators and directors of character development who now are serving or have served. Among LVFLs becoming head coaches, 27 were at colleges (nine active), 24 at high schools (five active) and two with pro teams (none active).

PROFESSIONAL RANKS

NAME	POS/YRS AT UT	CURRENT/LAST POSITION
Nikki Caldwell Fargas	P (90-94); GA (98-99); A (02-08)	President at Las Vegas Aces (WNBA)
Tamika Catchings	P (97-01)	Former VP of BB operations at Indiana Fever (WNBA)
Nancy Darsch	A/GA (78-85)	Former assistant at Seattle Storm (WNBA)
Mickie DeMoss	A (85-03, 10-12)	Former assistant at Indiana Fever (WNBA)
Danielle Donehew	BO (01-08)	Former executive VP at Atlanta Dream (WNBA)
Tonya Edwards	P (1986-90)	Assistant at Chicago Sky (WNBA)
Michael Fahey	V (11-13)	Former video coordinator at Chicago Sky (WNBA)
Tanya Haave	P (80-84)	Former head at "Satila" Skene, Sweden
Lisa Harrison	P (89-93)	Former assistant at Phoenix Mercury (WNBA)
Kara Lawson	P (99-03)	Former assistant at Boston Celtics (NBA)
Carla McGhee	P (86-90)	Former WNBA Player Personnel
Carolyn Peck	A (93-95)	Former head at Orlando Miracle (WNBA)
Trish Roberts	P (76-77)	Former head at Atlanta Glory (ABL)
Amber Stocks	BO/GA (00-02)	Former head at Chicago Sky (WNBA)
Heidi VanDerveer	GA (86-88)	Former assistant at Seattle Storm (WNBA)
Sarah Wilkinson	M (14-17)	Former operations intern at Milwaukee Bucks (NBA)

COLLEGE RANKS

NAME	POS/YRS AT UT	CURRENT POSITION
Jody Adams-Birch	P (89-93)	Head at New Mexico State
Jane Albright	GA (81-83)	Former head at Nevada-Reno
Nicky Anosike	P (2004-08)	Former graduate assistant at Tennessee
Kathy Allen Becker	GA (02-04)	Former director of operations at Clemson
Lauren Avant Sumski	P (10-11)	Head at Lipscomb
Deborah Ayres	GA (89-90)	Assistant at Cal State East Bay
Josh Baney	GA (12-13); V (13-14)	Former video coordinator at Tennessee
Briana Bass-Schomaeker	P (08-12)	Director of player development at Indiana
Angie Bjorklund	P (07-11)	Former graduate assistant at Idaho
Alysiyah Bond	BO (98-01)	Assistant at Virginia
Josh Boucher	M (12-14) V (14-Present)	Former video coordinator at Tennessee
Nancy Bowman Ladd	P (73-75)	Retired head at University of the South
Al Brown	A (95-02)	Former assistant at Duke
Greg Brown	A/GA (02-04)	Associate head at UCF
Niya Butts	P (96-00)	Associate head at Kentucky
Tasha Butts	P (00-04); GA (04-05)	Associate head at Georgia Tech
Nikki Caldwell Fargas	P (90-94); GA (98-99); A (02-08)	Former head at LSU
Kelli Casteel Cook	P (88-92)	Former head at Maryville
Daedra Charles-Furlow	P (89-91); A (08-10); DCD (10-12)	Former dir. of character dev. at Tennessee
Shelia Collins	P (81-85)	Former head at West Georgia
Abby Conklin	P (93-97)	Former assistant at San Francisco
Tony Cross	GA (83-84)	Former assistant at Murray State
Caleb Currier	M (16-19), GA (19-21)	Director of recruiting operations at Georgia Tech
Elizabeth Curry	P (06-07); GA (07-09)	Former head at Graceland (Iowa)
Nancy Darsch	A/GA (78-85)	Former head at Ohio State
Mickie DeMoss	A (85-03, 10-12)	Former chief of staff at Georgia Tech
Rochone Dilligard	P (91-94)	Former assistant at Austin Peay
Todd Dooley	M (94-97)	Former assistant at Maryville
Kortney Dunbar	P (2014-18)	Assistant at IUPUI
Dustin Edwards	V (10-11)	Former assistant at Loyola (Chicago)
Tonya Edwards	P (86-90)	Former head at Alcorn State
Angel Elderkin	GA (05-06) V (06-07)	Head at Appalachian State
Kyra Elzy	P (96-01); A (12-16)	Head at Kentucky
Michael Fahey	V (11-13)	Former director of operations at Illinois-Chicago
Sharon Fanning-Otis	GA (75-76)	Retired head at Mississippi State
Sheila Frost Anderson	P (85-89)	Former assistant at Richmond
Alex Fuller Simmons	P (04-09)	Head at Gardner-Webb
Teresa Geter	P (97-99)	Former head at Denmark Technical College
Stephanie Glance	AA/A (09-10)	Former head at Columbia
Bridgette Gordon	P (85-89), A (17-19)	Assistant at Cincinnati
Aubrey Guastalli	P (05-06)	Former assistant at Fresno Pacific
Tanya Haave	P (80-84)	Head at Metropolitan State
Kathy Harston	BO (08-12)	Sr. Assoc. A.D. at Texas
Sylvia Hatchell	GA (74-75)	Former head at North Carolina
Dena Head	P (88-92)	Former assistant at Central Connecticut State
Lea Henry Manning	P (79-83)	Former head at Darton State (Ga.)
Gwen Jackson	P (99-03)	Former head at Saint Paul's (Va.)
Marlene Jeter	P (90-92)	Former head at Clinton J.C. (S.C.)
Bernitha Johnson	M (03-05)	Former assistant at Louisiana Tech
Brian Johnson	M (14-16)	Director of operations at Alabama

LADY VOL SUCCESS IN COACHING RANKS (CONTINUED)

Dana Johnson		P (91-95)	Former assistant at Morgan State
Kellie Jolly Harper	P (95-99); HC (19-Present)		Head at Tennessee
Josh Keck		M (19-21)	Graduate assistant at Florida Atlantic
Cassie Kowaleski	M (08-09); GA (09-10)		Former dir. of operations at Illinois State
Jollette Law		A (12-17)	Assistant at South Carolina
Angela Lawson		GA (89-91)	Senior associate A.D. at Incarnate Word
Kara Lawson		P (99-03)	Head at Duke
Cheryl Littlejohn		P (83-87)	Former head at Chicago State
Dean Lockwood		A (04-19)	Associate head at Michigan State
Alicia Manning		P (08-12)	Former assistant at John Carroll
Michelle Marciniak		P (93-96)	Former assistant at South Carolina
Ariel Massengale		P (11-15)	Assistant at Southern Illinois-Edwardsville
Nikki McCray Penson		P (91-95)	Assistant at Rutgers
Courtney McDaniel		P (00-04)	Former assistant at King (Tenn.)
Calamity McEntire		M (01-03)	Associate head at Illinois
Carla McGhee		P (86-90)	Former dir. of operations at Nevada-Reno
Matthew Mitchell	GA (99-00)		Former head at Kentucky
Zandra Montgomery Morris		P (77-79)	Former assistant at Lee
Loree Moore		P (01-05)	Former head at Citrus (Calif.)
Cindy Noble Hauserman		P (78-81)	Retired head at Centre
Mary Ostrowski		P (80-84)	Former assistant at Ohio State
Carolyn Peck		A (93-95)	Former associate head at Vanderbilt
Shalon Pillow		P (98-02)	Head at Florida A&M
Semeka Randall-Lay		P (97-01)	Head at Winthrop
Trish Roberts		P (76-77)	Former head at Agnes Scott
Jill Rankin Schneider	P (79-80); GA (80-81)		Former assistant at Texas
Bett Shelby		M (01-02)	Special assistant to the head coach at Arizona
Joy Scruggs		P (72-75)	Retired head at Emory & Henry
Amber Smith		GA (13-14)	Assistant at Kentucky
Judy Southard		GA (77-78)	Retired head at Marshall
Nikki Stewart		GA (00-02)	Former director of operations at Auburn
Amber Stocks	BO/GA (00-02)		Former assistant at Xavier
Pam Tanner		GA/A (90-93)	Former head at Denver
Heidi VanDerveer		GA (86-88)	Head at UC San Diego
Alex Varian	M (09-10); V (17-19); SCA (19-21)		Assistant at Florida Atlantic
Holly Warlick	P (76-80); A (86-12); HC (12-19)		Former head at Tennessee
Sarah Wilkinson		M (14-17)	Chief of staff at Duke
Kamiko Williams		P (09-13)	Assistant at Weber State

■ HIGH SCHOOL RANKS

NAME	POS/YRS AT UT	CURRENT
Janet Allmon	GA (83-84)	Former head at Baldwin (Ga.) H.S.
Nicky Anosike	P (2004-08); GM (18-19)	Former head at Anderson Co. (Tenn.) H.S.
Debbie Ayres	GA (89-90)	Former head at California School for the Deaf
Suzanne Barbare Singleton	P (74-78)	Former head at Maryville (Tenn.) H.S.
Dianne Brady	P (74-75)	Former head at McMinn Co. (Tenn.) H.S.
Cindy Brogdon	P (77-79)	Former head at Centennial (Ga.) H.S.
Daedra Charles-Furlow	P (89-91); A (08-10); DCD (10-12)	Former head at West (Knoxville, Tenn.) H.S.
Abby Conklin	P (93-97)	Former head at Trinity (Ill.) H.S.
Rochone Dilligard	P (91-94)	Former head at Salem (Conyers, Ga.) H.S.
Tonya Edwards	P (86-90)	Former head at Carman-Ainsworth (Flint, Mich.) H.S.
Michael Fahey	V (11-13)	Athletics director at Brother Rice (Chicago, Ill.) H.S.
Sheila Frost Anderson	P (85-89)	Former head at Life Way Christian (Centerton, Ark.) School
Debbie Groover Buckner	P (77-81)	Former assistant at Woodstock (Ga.) H.S.
Karla Horton Douglas	P (84-87)	Former assistant at Maryville (Tenn.) H.S.
Alexis Hornbuckle	P (04-08)	Former head at Woodlawn School (Mooresville, N.C.) H.S.
Gwen Jackson	P (99-03)	Head at Austin-East (Knoxville, Tenn.) H.S.
Marlene Jeter	P (90-92)	Former head at Carmel Christian (Matthews, N.C.)
Dana Johnson	P (91-95)	Athletics director at Dunbar (Baltimore, Md.) H.S.
Alicia Manning	P (08-12)	Head at Green (Uniontown, Ohio) H.S.
Dawn Marsh	P (84-88); SA (1988-89); P-T A (89-90)	Former head at Duluth (Ga.) H.S.
Courtney McDaniel	P (00-04)	Head at Doral Academy Charter H.S. (Doral, Fla.)
Zandra Montgomery Morris	P (77-79)	Former head at Cleveland (Tenn.) H.S. boys team
Cindy Noble Hauserman	P (78-81)	Former head at Westfall (Williamsport, Ohio) H.S.
Pam Owens	GA (06)	Former head at Nimitz (Irving, Texas) H.S.
Ashley Robinson	P (00-04)	Former head at Episcopal School of Dallas (Texas)
Jill Rankin Schneider	P (79-80); GA (80-81)	Head at Monterey (Lubbock, Texas) H.S.
Shelley Sexton Collier	P (83-87); GA (88-89)	Head at Webb (Knoxville, Tenn.) H.S.
Sydney Smallbone	P (2007-11)	Former head at St. Joseph's School (South Bend, Ind.) H.S.
Taber Spani	P (2009-13)	Former assistant at Metro Academy (Shawnee Mission, Kan.)
Shekinna Stricklen	P (2008-12)	Assistant at Sylvan Hills (Sherwood, Ark.) H.S.
Pashen Thompson-Autry	P (93-97)	Former head at Philadelphia (Miss.) H.S.
Tiffany Woosley	P (91-95)	Former head at Lincoln County (Fayetteville, Tenn.) H.S.

Key: "A" indicates assistant, "AA" indicates administrative assistant, "BO" indicates basketball operations director, "DCD" indicates director of character development, "GA" indicates graduate assistant, "GM" indicates graduate manager, "HC" indicates head coach, "M" indicates manager, "P" indicates player, "P-T A" indicates part-time assistant, "SCA" indicates director of scouting & analytics, "SA" indicates student assistant, "V" indicates video coordinator.

LADY VOL LEGENDS

Tennessee has recognized the careers of six supremely-gifted Lady Vols and a history-shattering coach with the hanging of jersey-banners from the rafters of Thompson-Boling Arena. The most recent individual added to the collection of Lady Vol legends came on Jan. 2, 2014, when a No. 3 banner honoring player Candace Parker was hoisted skyward.

Parker joined players Holly Warlick, Bridgette Gordon, Daedra Charles, Chamique Holdsclaw and Tamika Catchings, and coach Pat Summitt among those honored with a banner hanging in UT's basketball venue.



NO. 22 HOLLY WARLICK

Guard » 1976-80 » Knoxville, Tenn.

The first Tennessee athlete, either male or female, to have her jersey retired was Holly Warlick. Her uniform was retired on Feb. 18, 1980, in a ceremony after Tennessee's 89-72 win over Clemson in Stokely Athletics Center. A play-making wizard for the Lady Vols from 1976-80, Holly earned All-America honors three times. At the time of the ceremony, she held UT records for most assists in a game (14), most steals in a game (9), and most assists in a season (225).

Holly could not hang up her uniform right away. She played six more games after the retirement party. The final time she donned No. 22 was in the AIAW National Championship game when the Lady Vols fell to Old Dominion, 68-53.

During her years at Tennessee, the Lady Vols produced a 118-23 overall record, three trips to the Final Four and a first-ever SEC Tournament title. She later went on to become a member of the 1980 U.S. Olympic Team.

Later serving as the head coach of the Lady Vols from 2012-19, Warlick's No. 22 banner hangs in the rafters above the court in Thompson-Boling Arena.

NO. 30 BRIDGETTE GORDON

Forward » 1985-89 » DeLand, Fla.

Ten years later, the second Lady Vol basketball jersey was retired. Bridgette Gordon returned to Thompson-Boling Arena after a stellar career at Tennessee to see her No. 30 honored during halftime of Tennessee's 76-70 win over Texas on Jan. 17, 1990.

Bridgette led the Lady Vols to a 115-21 record during her four years at UT. She was the driving force behind an NCAA-record four consecutive trips to the Final Four as well as two NCAA and two SEC Championships.

Bridgette was the first freshman ever to lead UT in scoring, and she earned co-SEC Rookie of the Year and All-SEC honors. The next year she led Tennessee to its first NCAA title, earned All-SEC honors again and was named to the All-Final Four team. She capped All-SEC honors and was named MVP of the SEC Tournament as a junior. She also earned her first of two Kodak All-America honors that year.

After earning a gold medal as a member of the 1988 U.S. Olympic basketball team, Bridgette returned to Tennessee for her senior season. She led the Lady Vols to the 1989 NCAA title and was named MVP of the Final Four. She finished her career as the all-time leading scorer in NCAA Tournament history.

Bridgette graduated in 1989 with a B.S. in political science. She was basketball's nominee for the 1989 Honda-Broderick Award, which is symbolic for women's academic and athletic achievement. She later returned to Rocky Top to spend two seasons (2017-19) as an assistant coach for the Lady Vols.



NO. 32 DAEDRA CHARLES

Center » 1988-91 » Detroit, Mich.

When Tennessee hosted the SEC-Big 10 Challenge on Dec. 28, 1991, Daedra Charles became the next Lady Vol to have her jersey retired. Charles returned to Knoxville from Como, Italy, where she was playing professional basketball with former Lady Vol teammate Bridgette Gordon. Charles came to surprise Lady Vol head coach Pat Summitt by announcing the endowment of the Pat Head Summitt Scholarship, presented by Charles, Gordon and another former Lady Vol, Lisa McGill Reagan. Summitt, who was unaware of the endowment, had planned the retirement ceremony as a surprise for Charles.

A two-time Kodak All-American at Tennessee, Daedra was the 1991 SEC Female Athlete of the Year. She became the first player from the SEC to win the Wade Trophy, the highest honor in women's basketball. All this came after leading Tennessee to its third NCAA title in five years.

She finished her career seventh on the UT scoring list (1,495), sixth in rebounding (858) and second in shots blocked (95), despite missing her freshman season as a Prop 48 student. Still, Daedra graduated in four years, earning a bachelor's degree in child and family studies.

NO. 23 CHAMIQUE HOLDSCLAW

Forward » 1995-99 » Astoria, N.Y.

During halftime of the Lady Vols' 92-88 home triumph over archrival Connecticut on Feb. 1, 2001, the collegiate career of arguably the greatest women's player to ever play the game was officially closed when Chamique Holdsclaw became just the fourth Lady Vol to have her jersey retired.

The Naismith Player of the Century and one of only six four-time Kodak All-Americans in the history of women's basketball when her career concluded, Holdsclaw led the Orange and White to a 131-17 overall record and an unprecedented three consecutive national championships from 1996-98, while establishing herself as the program's all-time leader in scoring (3,025 points) and rebounding (1,295).

The NCAA Tournament's most outstanding player in 1997 and 1998, Holdsclaw still holds the record for most points (479 points), and held the mark for most rebounds (198 rebounds), tallied in tournament games until 2008.

The first two-time winner of the Associated Press Player of the Year Award, Holdsclaw garnered 34 individual awards during her career, including 21 player of the year honors from a variety of organizations. In 2006, Holdsclaw was named to the NCAA 25th Anniversary Team. She was previously named to the Kodak 25th Anniversary Team in 1999. She also played on the gold-medal winning 2000 U.S. Olympic Team and was named to the Women's Basketball Hall of Fame in 2018.



LADY VOL LEGENDS (CONTINUED)



NO. 24 TAMIKA CATCHINGS

Forward » 1997-01 » Duncanville, Texas

The fifth Lady Vol jersey to be retired belonged to Tamika Catchings in a halftime ceremony on Dec. 7, 2003, against Louisiana Tech. From the moment she stepped on the court in the number 24 orange and white jersey, we knew from her contagious smile that she was a special person, and from her deadly baseline-to-baseline hustling for all 40 minutes, a truly phenomenal player.

This special six-foot, one-inch forward had the heart of a champion and could play anywhere on the court. Her UT career was shortened during her senior year when she went crashing to the floor with a torn anterior cruciate ligament in game 17 versus Mississippi State.

Her list of awards was staggering, as she captured a slew of them while being tabbed as UT's second four-time Kodak All-American. What she accomplished in the span of her collegiate career is the stuff of legend. She played in 127 games as a Lady Vol. Her assault on the record books is legendary for both scoring (2,113 points) and rebounding (1,004 boards), with both marks ranking her third at UT at the conclusion of her career. She also finished her career second all-time in steals with 311 and blocked shots with 140. And remember, she missed half of her senior season.

Her teammates will tell you how special it was to earn a blue adidas headband after Catchings went out with the injury. Earning one meant they hustled like "Catch" would have. The Eleanor Roosevelt League for the Hard of Hearing honored her in 1998 – as a special role model for youngsters and adults with hearing impairments. Her UT academic counselors will relate stories about Catchings graduating ahead of her class in December 2000. People in the Knoxville community will tell you of the countless hours she put in with youths from all walks of life – from playgrounds to hospitals.

A WNBA All-Star for the Indiana Fever, Catchings added to her collection of accolades in the Summer of 2004 with a gold medal as a member of the USA Women's Basketball Team at the Athens Olympic Games. She also added gold medals at the 2008, 2012 and 2016 Olympiads as well and was enshrined into both the Naismith Memorial Basketball Hall of Fame and Women's Basketball Hall of Fame in 2021 after the COVID-19 health pandemic postponed Class of 2020 ceremonies for a year.



PAT SUMMITT

Head Coach » 1974-2012 » Henrietta, Tenn.

The sixth woman and first non-player to be honored with a banner at Thompson-Boling Arena was Pat Summitt, who coached Tennessee for 38 years and compiled a 1,098-208 career record with the most wins in NCAA women's or men's basketball history at the conclusion of her career. Summitt's banner was hoisted prior to a nationally-televised game vs. Notre Dame on Jan. 28, 2015.

The legendary Summitt directed Tennessee to eight NCAA National Championships, 31-consecutive NCAA Tournament appearances and 18 NCAA Final Fours. At the conference level, she led her squads to 16 SEC regular-season titles and 16 SEC tournament championships, including a tourney title in her final season at the helm in 2012.

During her career, Summitt produced 21 WBCA/Kodak/State Farm All-Americans, 39 All-SEC players, 12 Olympians and 34 WNBA draft picks, including 15 first-round selections. The number she was most proud of, however, was the 100-percent graduation rate for the 122 players who completed their careers and earned degrees at Tennessee under her watch.

Collecting an incredible array of honors during her career, Summitt was named SEC Coach of the Year eight times – 1993, 1995, 1998, 2001, 2003, 2004, 2007 and 2011. She was named the 1987, 1989, 1994, 1998 and 2004 Naismith Women's College Coach of the Year and WBCA/Converse Coach of the Year in 1983 and 1995 and the IKON/WBCA Coach of the Year in 1998.

Summitt belongs to the FIBA International, Naismith Memorial, Women's Basketball, Women's Sports Foundation, UT Athletics Tennessee Sports, Greater Knoxville Sports and National Association for Sports and Physical Education Hall of Fame. Her most esteemed honor, however, came on May 29, 2012, when she received the Presidential Medal of Freedom (presented by President Barack Obama) at the White House.



NO. 3 CANDACE PARKER

Guard/Forward/Center » 2004-08 » Naperville, Ill.

The seventh woman and sixth player to be honored with a jersey retirement ceremony at Thompson-Boling Arena was Candace Parker. The 6-foot-4 Parker's banner was unveiled on Jan. 2, 2014, prior to the Lady Vols' SEC opener vs. LSU.

During her three-year playing career, Parker led the Lady Vols to a pair of NCAA Championships in 2007 and 2008, to an SEC regular-season crown in 2007 and to SEC Tournament titles in 2006 and 2008. Tennessee posted a 101-10 overall record during her time at Rocky Top and a 38-4 mark in SEC play.

Parker started 109 of her 110 career games, scoring the third-most points in school history (2,137) and pulling down the sixth-best rebounding tally at 972 as of her career's end. She still ranks No. 3 in career double-doubles with 45 and stands tied for No. 2 in career rebounding average (8.8) and No. 4 in career scoring average (19.4).

Not the first player to dunk in the college game or even at Tennessee, Parker did make the dunk a more common occurrence in women's basketball. She was the first to dunk in an NCAA game, doing so twice vs. Army on March 19, 2006. She also set UT records for most dunks in a game (2), season (4) and career (7).

Because of her play, she has earned a plethora of awards. Among them, John R. Wooden and USBWA Player of the Year (2007, 2008), NCAA Tournament Most Outstanding Player (2007, 2008), WBCA All-American (2006, 2007, 2008), SEC Female Athlete of the Year (2008), SEC Player of the Year (2007), Coaches First-Team All-SEC (2006, 2007, 2008), CoSIDA Academic All-American (2007, 2008) and CoSIDA Academic All-American of the Year (2008).

After helping Tennessee win the 2008 NCAA title in Tampa, Fla., Parker was chosen as the first pick of that spring's WNBA Draft by the Los Angeles Sparks, earning league MVP and rookie of the year honors. She also played a key role in the U.S. women winning a gold medal at the 2008 and 2012 Summer Olympics and has continued to escalate her stature in both the professional ranks and internationally.

GENERAL

STAFF

PLAYERS

REVIEW

HISTORY

FACILITIES

NCAA

SEC

RECORDS

MEDIA INFO



LADY VOLS IN THE PROFESSIONAL RANKS

There have been a limited number of opportunities for women to play basketball in the professional ranks through the years. However, 64 Lady Vols have taken advantage of the opportunity to play past their collegiate days in overseas leagues and in the United States. In 2022, six #LVFL standouts were regular-season members of teams in the Women's National Basketball Association (WNBA).

LADY VOLS IN THE WNBA (DURING 2022 SEASON)

RAE BURRELL 2022	Los Angeles Sparks (Drafted)	CANDACE PARKER 2008-20 2021-present	Los Angeles Sparks Chicago Sky
RENNIA DAVIS 2021-22 2022	Minnesota Lynx (Drafted) Indiana Fever	2016, 2021 2016 2008 & 2013 2013 2020 7-time	WNBA Champion WNBA Finals MVP WNBA MVP WNBA All-Star Game MVP WNBA Def. Player of Yr. WNBA All-Star
ALEXUS DYE 2022	Connecticut Sun (Training Camp)	7-time 3-time 2-time 2008	All-WNBA First Team All-WNBA Second Team All-Defensive Second Team WNBA Rookie of the Yr./All-Rookie Team WNBA Top 20 @ 20
DIAMOND DESHIELDS 2018-21 2022-present 2018 2019 2021	Chicago Sky Phoenix Mercury WNBA All-Rookie Team WNBA All-Star WNBA Champion	MERCEDES RUSSELL 2018 2018-present 2018 & 2020	New York Liberty Seattle Storm WNBA Champions
ISABELLE HARRISON 2015-16 2017 2018 2019-present 2019	Phoenix Mercury San Antonio Stars Las Vegas Aces (Inj. Reserve) Dallas Wings AP Comeback Player of the Yr.		



ALL-TIME LADY VOL WNBA DRAFT PICKS (44)

Year	Name	Round/Pick	Team	Year	Name	Round/Pick	Team
1997	Dena Head	Elite-1st/1st	Utah	2008	Shannon Bobbitt	2nd/15th	Los Angeles
1997	Daedra Charles	Elite-1st/8th	Los Angeles	2008	Nicky Anosike	2nd/16th	Minnesota
1999	Chamique Holdscraw	1st/1st	Washington	2008	Alberta Auguste	3rd/35th	New York
1999	Tonya Edwards	1st/7th	Minnesota	2011	Angie Bjorklund	2nd/17th	Chicago
1999	Lisa Harrison	3rd/34th	Phoenix	2012	Shekinna Stricklen	1st/2nd	Seattle
1999	Carla McGhee	4th/44th	Orlando	2012	Glory Johnson	1st/4th	Tulsa
1999	Kellie Jolly	4th/47th	Cleveland	2012	Kelley Cain	1st/7th	New York
2000	Latina Davis	4th/50th	Indiana	2012	Vicki Baugh	3rd/25th	Tulsa
2001	Tamika Catchings	1st/3rd	Indiana	2013	Kamiko Williams	2nd/15th	New York
2001	Semeka Randall	2nd/17th	Seattle	2014	Meighan Simmons	3rd/26th	New York
2001	Kristen Clement	4th/63rd	Houston	2015	Isabelle Harrison	1st/12th	Phoenix
2002	Michelle Snow	1st/10th	Houston	2015	Cierra Burdick	2nd/14th	Los Angeles
2003	Kara Lawson	1st/5th	Detroit	2015	Ariel Massengale	3rd/29th	Atlanta
2003	Gwen Jackson	1st/6th	Indiana	2016	Bashaara Graves	2nd/22nd	Minnesota
2004	Ashley Robinson	2nd/14th	Phoenix	2017	Jordan Reynolds	2nd/19th	Atlanta
2004	Tasha Butts	2nd/20th	Minnesota	2017	Schaquilla Nunn	3rd/25th	San Antonio
2005	Loree Moore	1st/10th	New York	2018	Diamond DeShields	1st/3rd	Chicago
2005	Shyra Ely	2nd/14th	San Antonio	2018	Jaime Nared	2nd/13th	Las Vegas
2006	Tye'sha Fluker	1st/10th	Charlotte	2018	Mercedes Russell	2nd/22nd	New York
2006	Shanna Zolman	2nd/16th	San Antonio	2021	Rennia Davis	1st/9th	Minnesota
2007	Sidney Spencer	2nd/25th	Los Angeles	2022	Rae Burrell	1st/9th	Los Angeles
2008	Candace Parker	1st/1st	Los Angeles				
2008	Alexis Hornbuckle	1st/4th	Detroit				

FORMER LADY VOL PRO PLAYERS

WNBA PLAYERS

NICKY ANOSIKE

2008-10 Minnesota Lynx
2011 Washington Mystics
2012 Los Angeles Sparks
2009 WNBA All-Star
2008 WNBA All-Rookie Team

ALBERTA AUGUSTE

2008 New York Liberty

VICKI BAUGH

2012 Tulsa Shock
2014-15 Tulsa Shock
2016-present San Antonio Stars

ANGIE BJORKLUND

2011 Chicago Sky

SHANNON BOBBITT

2008-09 Los Angeles Sparks
2011 Indiana Fever
2012 Washington Mystics

CIERRA BURDICK

2015 Los Angeles Sparks (Drafted)
2015-16 Atlanta Dream
2017 New York Liberty
2017 San Antonio Stars
2020 Las Vegas Aces
2021 Phoenix Mercury
2021 Minnesota Lynx
2021 Seattle Storm

TASHA BUTTS

2004-05 Minnesota Lynx
2006 Charlotte Sting

KELLEY CAIN

2012 New York Liberty
2014 Connecticut Sun

TAMIKA CATCHINGS

2001-2016 Indiana Fever
2012 WNBA Champion
2012 WNBA Finals MVP
2011 WNBA MVP
10-time WNBA All-Star
2010, '13, '16 Kim Perrot Sportsmanship Award
2005, '06, '09, '10, '12 Defensive Player of the Yr.
7-time All-WNBA First Team
5-time All-WNBA Second Team
10-time WNBA All-Defensive First Team
2002 WNBA Rookie of the Year/All-Rookie Team
WNBA Top 20 @ 20

DAEDRA CHARLES

1997 Los Angeles Sparks

KRISTEN CLEMENT

2001 Houston Comets

LATINA DAVIS

2000 Indiana Fever

ALEXUS DYE

2022 Connecticut Sun (Preseason)

TONYA EDWARDS

1999-2000 Minnesota Lynx
2000-01 Phoenix Mercury
2001-02 Charlotte Sting
1999 WNBA All-Star

SHYRA ELY

2005-06 San Antonio Silver Stars
2007-08 Seattle Storm
2009 Chicago Sky
2011 Indiana Fever

TYE'SHA FLUKER

2006 Charlotte Sting
2007 Seattle Storm
2007 Los Angeles Sparks
2008 Chicago Sky

BRIDGETTE GORDON

1997-98 Sacramento Monarchs

BASHAARA GRAVES

2016 Minnesota Lynx
2017 Chicago Sky

LISA HARRISON

1999-'03, '05 Phoenix Mercury

DENA HEAD

1997-98 Utah Starzz
2000 Phoenix Mercury

CHAMIQUE HOLDSCLAW

1999-2004 Washington Mystics
2005-07 Los Angeles Sparks
2009 Atlanta Dream
2010 San Antonio Silver Stars
Six-time WNBA All-Star
1999 WNBA Rookie of the Year/All-Rookie Team

ALEXIS HORNBuckle

2008-2010 Detroit/Tulsa Shock
2010-11 Minnesota Lynx
2012-13 Phoenix Mercury
2011 WNBA Champions
2008 WNBA Champions

GWEN JACKSON

2003 Indiana Fever (Drafted)
2003-04 San Antonio Silver Stars
2004-05 Phoenix Mercury

MEME JACKSON

2019 Atlanta Dream (Preseason)

GLORY JOHNSON

2012-15 Tulsa Shock
2016-2019 Dallas Wings
2020-present Atlanta Dream
2-time WNBA All-Star
2012 WNBA All-Rookie Team

TIFFANI JOHNSON

1998 Sacramento Monarchs
1998 Phoenix Mercury
2000-04 Houston Comets
2006 Seattle Storm
2000 WNBA Champions

KELLIE JOLLY

1999 Cleveland Rockers

KARA LAWSON

2003 Detroit Shock (Drafted)
2003-09 Sacramento Monarchs
2010-13 Connecticut Sun
2014-15 Washington Mystics
2013 Dawn Staley Comm. Assist. Award
2009 & 2012 Kim Perrot Sportsman-ship Award
2007 WNBA All-Star
2005 WNBA Champion

MICHELLE MARCINIAK

2000-01 Portland Fire
2001-02 Seattle Storm

ARIEL MASSENGALE

2015 Atlanta Dream

NIKKI MCCRAY

1997-2001 Washington Mystics
2002-03 Indiana Fever
2004 Phoenix Mercury
2005 San Antonio Silver Stars
2006 Chicago Sky
Three-time WNBA All-Star

CARLA MCGHEE

1999-2002 Orlando Miracle

LOREE MOORE

2005-09 New York Liberty

JAIME NARED

2018-19 Las Vegas Aces

SCHAQUILLA NUNN

2017 San Antonio (Drafted)

SEMEKA RANDALL

2001-02 Seattle Storm
2002 Utah Starzz
2003-04 San Antonio Silver Stars

JORDAN REYNOLDS

2017 Atlanta Dream (Drafted)

ASHLEY ROBINSON

2004-05 Phoenix Mercury
2006 Chicago Sky
2006-11 Seattle Storm
2012-13 Washington Mystics
2013 Seattle Storm
2010 WNBA Champions

MEIGHAN SIMMONS

2014 New York Liberty (Drafted)
2016-17 Atlanta Dream

MICHELLE SNOW

2002-08 Houston Comets

2009 Atlanta Dream
2010 San Antonio Silver Stars
2011 Chicago Sky
2012-13 Washington Mystics
2015 Los Angeles Sparks
2005 & 2006 WNBA All-Star
2003 WNBA Most Improved Player

SIDNEY SPENCER

2007-08 Los Angeles Sparks
2009-11 New York Liberty
2011 Phoenix Mercury

CIERRA BURDICK

2012-14 Seattle Storm
2015-19 Connecticut Sun
2020-21 Atlanta Dream

KAMIKO WILLIAMS

2013 New York Liberty

TIFFANY WOOSLEY

1997-98 Houston Comets
1997 & 1998 WNBA Champions

SHANNA ZOLMAN

2006-'09 San Antonio Silver Stars
2010 Tulsa Shock

ABL PLAYERS

DANA JOHNSON

1996-97 New England Blizzard

ABBY CONKLIN

1997-98 Atlanta Glory

LATINA DAVIS

1996-97 Atlanta Glory
1997-98 Columbus Quest

TONYA EDWARDS

1996-98 Columbus Quest

SHEILA FROST

1996-98 Portland Power

LISA HARRISON

1996-98 Columbus Quest,
Portland Power

MICHELLE MARCINIAK

1996-97 Portland Power
1997-98 Philadelphia Rage,
Nashville Noise

NIKKI MCCRAY

1996-97 Columbus Quest
1997 ABL MVP

CARLA MCGHEE

1996-98 Columbus Quest,
Nashville Noise,
Atlanta Glory

PASHEN THOMPSON

1997-98 Columbus Quest

YONDA WARD

1996-97 Colorado Xplosion

WBL PLAYERS

CINDY BROGDON

1979-81 St. Louis Streak

GAIL DOBSON

1978 Houston Angels

PATRICIA ROBERTS

1978-80 St. Louis Streak
1980-82 Minnesota Furies

HOLLY WARLICK

1980-81 Nebraska Wranglers

WPBA PLAYERS

LEA HENRY

1984 Houston Shamrocks

PAULA TOWNS

1984 Houston Shamrocks

GENERAL

STAFF

PLAYERS

REVIEW

HISTORY

FACILITIES

NCAA

SEC

RECORDS

MEDIA INFO



LADY VOLS IN THE WNBA DRAFT

The Lady Vol basketball program has produced 64 professional players over the years, including 51 alumnae who went on to play in the WNBA. Of those 51 who continued their careers at the professional level in the WNBA, 44 were selected on Draft day and 19 were picked in the first round.

Rennia Davis (2021) and Rae Burrell (2022) became Kellie Harper's first two players drafted, with each going in the first round at No. 9 overall to Minnesota and Los Angeles, respectively. Alexis Dye earned a training camp invite from Connecticut in 2022 as well.

Tennessee has placed two or more players in the first round of the draft five times. The 2012 draft was the Lady Vols' best yet, as Shekinna Stricklen (2nd, Seattle), Glory Johnson (4th, Tulsa) and Kelley Cain (7th, New York) all went in the first round. Vicki Baugh was taken in the third round (25th overall pick) by Tulsa.

Candace Parker and Alexis Hornbuckle were taken in 2008. The Sparks chose Parker with the first overall pick. Hornbuckle followed closely behind as the Shock picked her up with the fourth selection.

Dena Head and Daedra Charles were selected first and eighth respectively in the 1997 Elite Draft. Lady Vols doubled up again in 1999, with Chamique Holdsclaw going first to the Mystics and Tonya Edwards going seventh to the Lynx. Kara Lawson and Gwen Jackson were taken with back-to-back picks in 2003, with Lawson going fifth to the Shock and Jackson going sixth to the Fever.

LADY VOLS TAKEN IN THE WNBA FIRST ROUND (19)

Player	Year	Pick	Team
Dena Head	1997 (Elite Draft)	1	Utah Starzz
Daedra Charles	1997 (Elite Draft)	8	Los Angeles Sparks
Chamique Holdsclaw	1999	1	Washington Mystics
Tonya Edwards	1999	7	Minnesota Lynx
Tamika Catchings	2001	3	Indiana Fever
Michelle Snow	2002	10	Houston Comets
Kara Lawson	2003	5	Detroit Shock
Gwen Jackson	2003	6	Indiana Fever
Loree Moore	2005	10	New York Liberty
Tye'sha Fluker	2006	10	Charlotte Sting
Candace Parker	2008	1	Los Angeles Sparks
Alexis Hornbuckle	2008	4	Detroit Shock
Shekinna Stricklen	2012	2	Seattle Storm
Glory Johnson	2012	4	Tulsa Shock
Kelley Cain	2012	7	New York Liberty
Isabelle Harrison	2015	12	Phoenix Mercury
Diamond DeShields	2018	3	Chicago Sky
Rennia Davis	2021	9	Minnesota Lynx
Rae Burrell	2022	9	Los Angeles Sparks



With the selections of Davis in 2021 and Burrell in 2022, Tennessee produced WNBA first-round picks in back-to-back years for the first time since the 2005 and 2006 seasons.

ALL-TIME LADY VOL TEAMS

1973-74 » 25-2 » 3RD AIAW REGION II

10	Sandy Carter	FR	5-6	Nashville, TN
12	Nancy Bowman	JR	5-4	Lenoir City, TN
20	Dianne Brady	JR	5-2	Calhoun, TN
22	Joy Scruggs	JR	5-3	Cleveland, TN
24	Melinda Borthick	SR	5-4	Springfield, TN
30	Sue Thomas	FR	5-8	Maryville, TN
32	Jackie Watson	FR	5-8	Crossville, TN
40	Aimee Fuller	FR	5-7	Knoxville, TN
42	Jackie Dunbar	JR	5-7	Portland, TN
44	Gloria Scott	JR	5-11	Knoxville, TN
50	Maria Hohne	FR	6-2	Lewisburg, TN
52	Gail Dobson	JR	5-9	Greeneville, TN
	Sue Groves			
	Kyran Lenahan			
	Sue Schultze			

1974-75 » 16-8 » STATE TOURNAMENT

10	Liza Graves	FR	G	5-5	Knoxville, TN
12	Nancy Bowman	SR	G	5-3	Lenoir City, TN
14	Janice Koehler	SO	G	5-6	Nashville, TN
20	Dianne Brady	SR	G	5-2	Calhoun, TN
22	Joy Scruggs	SR	G	5-1	Cleveland, TN
24	Cindy Boggs	SR	G	5-6	Ducktown, TN
30	Sue Thomas	SO	F	5-8	Maryville, TN
32	Jackie Watson	SO	G	5-6	Crossville, TN
34	Suzanne Barbre	FR	G	5-8	Morristown, TN
40	Marcia Garner	JR	F	5-8	Maryville, TN
52	Gail Dobson	SR	C	5-10	Greeneville, TN

1975-76 » 16-11 » REGIONAL TOURNAMENT

10	Liza Graves	SO	G	5-5	Knoxville, TN
12	Fonda Bondurant	FR	G	5-6	South Fulton, TN
14	Janice Koehler	JR	G	5-6	Nashville, TN
30	Sue Thomas	JR	F	5-8	Maryville, TN
32	Jackie Watson	JR	F	5-8	Crossville, TN
34	Suzanne Barbre	SO	G	5-8	Morristown, TN
40	Marcia Garner	SR	F	5-8	Maryville, TN
42	Lisa McGill	FR	C	5-9	Gatlinburg, TN
44	Jane Pemberton	FR	C	5-10	Deer Lodge, TN
52	Kathie Greene	FR	C	6-1	New Market, TN



The Tennessee Lady Vols lead the SEC with 35 overall championships won, starting with the first-ever league title game contested on their home court at Stokely Athletics Center in Knoxville in 1980.

GENERAL

STAFF

PLAYERS

REVIEW

HISTORY

FACILITIES

NCAA

SEC

RECORDS

MEDIA INFO



ALL-TIME LADY VOL TEAMS (CONTINUED)

■ 1976-77 » 28-5 » 3RD AIAW NATIONAL CHAMPIONSHIPS

Starting poll position: 17th (12-8-76)
 Highest 1976-77 ranking: 5th (3-16-77)
 Lowest 1976-77 ranking: 19th (12-15-76)
 Final 1976-77 poll position: 5th (3-16-77)
 Actual AIAW finish: 3rd in nation

No.	Name	Year	Pos.	Ht.	Hometown	PPG	RPG	FG-Pct.	FT-Pct.
12	Fonda Bondurant	SO	F	5-8	South Fulton, TN	2.1	.87	.500	.792
14	Sherri Fancher	FR	G/F	5-7	Newport, TN	2.0	.86	.432	.687
20	Susie Davis	FR	F	5-8	Hohenwald, TN	2.1	1.6	.344	.476
22	*Holly Warlick	FR	F/G	5-7	Knoxville, TN	5.4	3.8	.383	.489
24	*Lisa McGill	SO	F/G	5-10	Gatlinburg, TN	8.2	6.4	.431	.708
30	*Sue Thomas	SR	F	5-8	Maryville, TN	11.3	6.1	.479	.800
32	Jackie Watson	SR	F	5-8	Crossville, TN	4.9	3.8	.405	.512
34	*Suzanne Barbre	JR	F	5-7	Morristown, TN	11.0	4.3	.486	.557
40	Kathy O'Neil	FR	C	5-11	Newport, TN	3.1	2.3	.404	.594
44	*Patricia Roberts	SR	F/C	6-1	Monroe, GA	29.9	14.2	.646	.748
52	Emily Roberts	FR	C	5-9	Sharon, TN	2.8	2.3	.443	.692

■ 1977-78 » 27-4 » #1 IN THE FINAL AP TOP 20

Starting poll position: 1st (11-25-77)
 Highest 1977-78 ranking: 1st (six times)
 Lowest 1977-78 ranking: 5th (12-14-77)
 Final 1977-78 poll position: 1st (3-15-78)
 Actual AIAW finish: Lost in South Satellite Final

No.	Name	Year	Pos.	Ht.	Hometown	PPG	RPG	FG-Pct.	FT-Pct.
12	Liza Graves	SR	G	5-5	Knoxville, TN	0.3	0.6	.300	.000
14	Sherri Fancher	SO	G	5-7	Knoxville, TN	2.1	1.0	.350	.750
15	Leanne Hance	JR	F	5-7	Morristown, TN	0.2	1.2	.400	.333
20	Susie Davis	SO	F	5-8	Hohenwald, TN	1.9	1.5	.400	.461
22	*Holly Warlick	SO	G	5-7	Knoxville, TN	6.6	2.9	.486	.531
30	*Zandra Montgomery	JR	F	5-10	Cleveland, TN	13.5	6.0	.490	.732
31	Jan Seay	JR	G	5-8	Albany, GA				
34	*Suzanne Barbre	SR	F	5-7	Morristown, TN	16.0	4.0	.504	.642
40	Kathy O'Neil	SO	C	5-11	Newport, TN	4.9	3.5	.432	.561
44	*Cindy Brogdon	JR	F	5-10	Buford, GA	21.7	7.6	.482	.864
52	*Debbie Groover	FR	C	6-0	Canton, GA	10.1	5.5	.468	.777
55	Cindy Ely	FR	C	6-1	Canton, GA	5.7	5.1	.479	.533

■ 1978-79 » 30-9 » 3RD AIAW NATIONAL CHAMPIONSHIPS

Starting poll position: 1st (11-25-78)
 Highest 1978-79 ranking: 1st (three times)
 Lowest 1978-79 ranking: 8th (3-6-79)
 Final 1978-79 poll position: 3rd (3-20-79)
 Actual AIAW finish: 3rd in nation

No.	Name	Year	Pos.	Ht.	Hometown	PPG	RPG	FG-Pct.	FT-Pct.
14	Sherri Fancher	JR	G	5-7	Newport, TN	1.1	1.0	.250	.566
20	Susie Davis	JR	F	5-8	Hohenwald, TN	0.7	1.3	.290	.400
22	*Holly Warlick	JR	G	5-7	Knoxville, TN	6.4	3.9	.438	.690
24	Lisa McGill	JR	F	5-10	Gatlinburg, TN	1.4	1.0	.333	.533
30	Zandra Montgomery	SR	F	5-10	Cleveland, TN	6.8	3.7	.470	.630
31	Jerilynn Harper	FR	C	6-1	Jefferson City, TN	9.9	4.6	.560	.730
32	*Cindy Noble	SO	C	6-5	Clarksburg, OH	12.8	6.2	.582	.760
34	Susan Clower	FR	G	5-8	Kingston, TN	2.1	1.0	.357	.620
40	*Kathy O'Neil	JR	F	5-11	Newport, TN	6.8	4.2	.486	.650
44	*Cindy Brogdon	SR	F	5-10	Buford, GA	20.1	4.7	.497	.813
52	*Debbie Groover	SO	C	6-0	Canton, GA	12.1	8.7	.520	.820
55	Cindy Ely	SO	C	6-1	Canton, GA	7.0	6.7	.480	.606

* - Designates Starter

ALL-TIME LADY VOL TEAMS (CONTINUED)

■ 1979-80 » 33-5 » SEC CHAMPIONS/SEC TOURNAMENT CHAMPIONS/ 2ND AIAW CHAMPIONSHIPS

Starting poll position: 4th (11-25-79)
Highest 1979-80 ranking: 2nd (3-18-80)
Lowest 1979-80 ranking: 6th (1-29-80)
Final 1979-80 poll position: 2nd (3-18-80)
Actual AIAW finish: 2nd in nation

No.	Name	Year	Pos.	Ht.	Hometown	PPG	RPG	FG-Pct.	FT-Pct.
13	*Jill Rankin	SR	C	6-3	Phillips, TX	19.2	7.3	.552	.802
22	*Holly Warlick	SR	G	5-7	Knoxville, TN	6.9	3.3	.429	.590
24	Becky Clark	FR	G	5-8	Memphis, TN				
32	*Cindy Noble	JR	C	6-5	Clarksburg, OH	17.8	7.6	.678	.796
34	Susan Clower	SO	G	5-9	Kingston, TN	3.4	2.1	.333	.853
40	Kathy O'Neil	SR	F	5-11	Newport, TN	5.5	3.8	.415	.602
42	Susan Foulds	JR	F	5-11	Annandale, VA	1.6	1.6	.333	.500
44	*Lea Henry	FR	G	5-4	Damascus, GA	8.6	2.0	.460	.470
51	Bev Curtis	FR	F	6-0	Acworth, GA				
52	*Debbie Groover	JR	F	6-0	Canton, GA	11.5	7.1	.524	.743
55	Cindy Ely	JR	C	6-1	Canton, GA	3.2	3.6	.369	.640

■ 1980-81 » 25-6 » 2ND AIAW CHAMPIONSHIPS

Starting poll position: 3rd (11-25-80)
Highest 1980-81 ranking: 2nd (twice)
Lowest 1980-81 ranking: 11th (2-3-81)
Final 1980-81 poll position: 2nd (3-26-81)
Actual AIAW finish: 2nd in nation

No.	Name	Year	Pos.	Ht.	Hometown	PPG	RPG	FG-Pct.	FT-Pct.
13	Susan Foulds	SR	F	5-11	Annandale, VA	0.5	0.4	.400	.000
14	*Mary Ostrowski	FR	F/C	6-2	Parkersburg, WV	11.4	7.0	.537	.730
20	Pat Hatmaker	FR	G	5-8	Knoxville, TN	2.5	1.1	.354	.689
23	Mina Todd	FR	G	5-10	Murray, KY				
24	Tanya Haave	FR	F/C	6-2	Evergreen, CO	8.3	3.5	.527	.829
32	*Cindy Noble	SR	C	6-5	Clarksburg, OH	14.6	7.4	.597	.738
34	*Susan Clower	JR	G	5-9	Kingston, TN	4.3	2.3	.401	.778
40	Lynne Collins	FR	F	6-0	Blacksburg, VA	4.0	2.5	.449	.658
44	*Lea Henry	SO	G	5-4	Damascus, GA	10.6	2.2	.514	.651
51	Paula Towns	FR	F	6-1	Fort Valley, GA	1.7	2.5	.344	.642
52	*Debbie Groover	SR	F	6-0	Canton, GA	11.5	5.7	.457	.747
55	Cindy Ely	SR	C	6-2	Canton, GA	4.6	3.6	.510	.741

■ 1981-82 » 22-10 » 3RD NCAA CHAMPIONSHIPS

Starting poll position: 2nd (11-18-81)
Highest 1981-82 ranking: 2nd (11-18-81)
Lowest 1981-82 ranking: NR (1-10-82/1-31-82)
Final 1981-82 poll position: 4th (3-27-82)
Actual NCAA finish: 3rd in nation

No.	Name	Year	Pos.	Ht.	Hometown	PPG	RPG	FG-Pct.	FT-Pct.
14	*Mary Ostrowski	SO	F	6-2	Parkersburg, WV	16.4	9.1	.527	.724
20	Gina Bozeman	FR	G	5-6	Sylvester, GA				
24	Pat Hatmaker	SO	G	5-8	Knoxville, TN	1.5	0.7	.454	.700
30	*Shelia Collins	FR	G/F	5-9	Colbert, GA	14.2	6.4	.458	.586
34	Susan Clower	SR	G	5-9	Kingston, GA	1.6	1.5	.278	.727
35	Linda Ray	FR	F	5-9	Norris, TN				
40	Lynne Collins	SO	F	6-0	Blacksburg, VA	3.2	2.2	.486	.167
44	*Lea Henry	JR	G	5-4	Damascus, GA	7.3	1.3	.414	.615
45	*Tanya Haave	SO	F	6-2	Evergreen, CO	15.7	7.4	.581	.920
51	Sonya Cannon	FR	F	5-8	Maryville, TN				
52	Tammy Larkey	FR	C	6-5	Gray, TN	4.5	4.1	.500	.667
55	*Paula Towns	SO	C	6-1	Fort Valley, GA	11.4	6.3	.580	.708

GENERAL

STAFF

PLAYERS

REVIEW

HISTORY

FACILITIES

NCAA

SEC

RECORDS

MEDIA INFO



ALL-TIME LADY VOL TEAMS (CONTINUED)

■ 1982-83 » 25-8 » 2ND NCAA MIDEAST REGIONALS

Starting poll position: 4th (11-18-82)

Highest 1982-83 ranking: 4th (2-13-83)

Lowest 1982-83 ranking: 12th (1-2-83)

Final 1982-83 poll position: 10th (3-18-83)

Actual NCAA finish: Lost in Mideast Regional Final

No.	Name	Year	Pos.	Ht.	Hometown	PPG	RPG	FG-Pct.	FT-Pct.
10	Pam Marr	FR	G	5-6	Winter Park, FL	1.7	1.0	.380	.767
14	*Mary Ostrowski	JR	F	6-2	Parkersburg, WV	13.5	7.7	.586	.702
24	*Pat Hatmaker	JR	G	5-8	Knoxville, TN	5.9	2.2	.434	.785
30	Shelia Collins	SO	G/F	5-9	Colbert, GA	8.5	3.2	.500	.689
35	Linda Ray	SO	F	5-9	Norris, TN	1.7	1.1	.428	.600
40	Lynne Collins	JR	F	6-0	Blacksburg, VA	6.9	3.7	.624	.690
42	Pam Cook	FR	G	5-7	Duluth, GA	3.8	2.2	.513	.667
44	*Lea Henry	SR	G	5-4	Damascus, GA	7.5	1.9	.471	.723
45	*Tanya Haave	JR	F	6-2	Evergreen, CO	18.6	7.5	.506	.839
50	Karen Morton	FR	C	6-3	Lake City, TN	11.7	5.5	.556	.812
51	Sonya Cannon	SO	F	5-8	Maryville, TN	1.6	0.2	.384	.500
52	Tammy Larkey	SO	C	6-5	Gray, TN				
55	*Paula Towns	JR	C	6-1	Fort Valley, GA	11.1	7.4	.528	.656

■ 1983-84 » 23-10 » 2ND NCAA CHAMPIONSHIPS

Starting poll position: 5th (11-18-83)

Highest 1983-84 ranking: 5th (11-27-83)

Lowest 1983-84 ranking: 15th (3-11-84)

Final 1983-84 poll position: 15th (3-11-84)

Actual NCAA finish: 2nd in nation

No.	Name	Year	Pos.	Ht.	Hometown	PPG	RPG	FG-Pct.	FT-Pct.
10	Pam Marr	SO	G	5-6	Winter Park, FL	2.2	0.5	.372	.607
14	*Mary Ostrowski	SR	F	6-2	Parkersburg, WV	17.8	9.2	.523	.806
15	Kristie Snyder	SO	G	5-6	Knoxville, TN	0.0	0.0	.000	.000
23	Shelley Sexton	FR	G	5-7	Lake City, TN	0.3	0.4	.000	.000
24	*Pat Hatmaker	SR	G	5-8	Knoxville, TN	3.7	1.3	.372	.607
30	*Shelia Collins	JR	G	5-9	Colbert, GA	11.6	3.8	.440	.642
34	Lisa Webb	FR	G	5-9	Milledgeville, GA	2.0	0.9	.500	.400
35	Linda Ray	JR	F	5-9	Norris, TN				
40	Lynne Collins	SR	F	6-0	Blacksburg, VA	5.4	3.1	.491	.461
42	Valerie Freeman	FR	F	5-11	Milledgeville, GA	1.0	1.0	.285	.142
44	Cheryl Littlejohn	FR	C	6-3	Gastonia, NC	1.9	0.6	.636	.375
45	*Tanya Haave	SR	F	6-2	Evergreen, CO	16.3	6.2	.543	.730
51	Sonya Cannon	JR	F	5-8	Maryville, TN	0.0	1.0	.000	.000
53	Amy Gamble	FR	F	5-10	Glendale, WV	0.5	1.3	.153	.000
55	*Paula Towns	SR	C	6-1	Fort Valley, GA	9.4	7.8	.532	.758

■ 1984-85 » 22-10 » SEC CHAMPIONS/SEC TOURNAMENT CHAMPIONS/
3RD NCAA MIDEAST REGIONAL

Starting poll position: 14th (11-18-84)

Highest 1984-85 ranking: 12th (11-26-84)

Lowest 1984-85 ranking: NR (12-16-84/2-10-85)

Final 1984-85 poll position: 13th (3-10-85)

Actual NCAA finish: Lost in Mideast Regional Semifinal

No.	Name	Year	Pos.	Ht.	Hometown	PPG	RPG	FG-Pct.	FT-Pct.
4	*Dawn Marsh	FR	G	5-6	Alcoa, TN	5.9	1.4	.496	.856
10	Pam Marr	JR	G	5-6	Winter Park, FL	2.5	1.3	.415	.170
11	*Kathy Spinks	FR	F	6-2	Forest Hills, KY	3.2	2.5	.379	.620
14	Sherry Bostic	FR	F	5-11	LaFollette, TN	1.4	1.3	.250	.857
23	*Shelley Sexton	SO	G	5-7	Lake City, TN	8.1	2.3	.462	.623
30	*Shelia Collins	SR	G	5-9	Colbert, GA	18.2	9.4	.438	.788
32	Jennifer Tuggle	FR	F	6-2	Etowah, TN	5.8	3.3	.496	.889
34	Lisa Webb	SO	F	5-9	Milledgeville, GA	11.6	6.0	.506	.636
35	Linda Ray	SR	F	5-9	Norris, TN	0.0	1.0	.000	.000
42	Valerie Freeman	SO	F	6-0	Milledgeville, GA	11.9	5.7	.494	.622
44	Cheryl Littlejohn	SO	C	6-3	Gastonia, NC	1.4	1.7	.512	.684
51	Sonya Cannon	SR	F	5-8	Maryville, TN	0.2	0.5	.000	.500
53	Amy Gamble	SO	F	5-10	Glendale, WV				
55	*Karla Horton	FR	C	6-2	Kershaw, SC	7.7	7.2	.487	.667

ALL-TIME LADY VOL TEAMS (CONTINUED)

■ 1985-86 » 24-10 » 3RD NCAA CHAMPIONSHIPS

Starting poll position: 9th (11-12-85)
Highest 1985-86 ranking: 9th (11-12-85)
Lowest 1985-86 ranking: 15th (3-9-86)
Final 1985-86 poll position: 15th (3-9-86)
Actual NCAA finish: 3rd in nation

No.	Name	Year	Pos.	Ht.	Hometown	PPG	RPG	FG-Pct.	FT-Pct.
4	*Dawn Marsh	SO	G	5-6	Alcoa, TN	5.7	1.9	.411	.683
10	Pam Marr	SR	G	5-6	Winter Park, FL	1.7	0.9	.309	.647
11	Kathy Spinks	SO	C	6-2	Forest Hills, KY	5.7	3.6	.469	.588
12	*Sheila Frost	FR	C	6-4	Pulaski, TN	12.2	9.4	.580	.525
14	Sherry Bostic	SO	G/F	5-11	LaFollette, TN	4.5	2.4	.510	.711
23	*Shelley Sexton	JR	G	5-7	Lake City, TN	12.2	3.3	.487	.644
30	*Bridgette Gordon	FR	F	6-0	DeLand, FL	14.2	6.2	.480	.633
32	Jennifer Tuggle	SO	F	6-2	Etowah, TN	4.2	1.4	.563	.600
34	Lisa Webb	JR	F/C	5-9	Milledgeville, GA				
35	Melissa McCray	FR	G/F	5-10	Johnson City, TN	7.3	2.7	.512	.755
42	Valerie Freeman	JR	F	6-0	Milledgeville, GA				
44	Cheryl Littlejohn	JR	C	6-3	Gastonia, NC	3.1	1.8	.494	.633
51	Lesia Cecil	FR	G	5-2	Helenwood, TN	0.8	0.3	.500	.333
55	*Karla Horton	SO	C	6-2	Kershaw, SC	10.7	9.2	.497	.594

■ 1986-87 » 28-6 » NCAA NATIONAL CHAMPIONS

Starting poll position: 3rd (11-18-86)
Highest 1986-87 ranking: 1st (three times)
Lowest 1986-87 ranking: 9th (2-16-87)
Final 1986-87 poll position: 7th (3-10-87)
Actual NCAA finish: NCAA CHAMPIONS

No.	Name	Year	Pos.	Ht.	Hometown	PPG	RPG	FG-Pct.	FT-Pct.
4	*Dawn Marsh	JR	G	5-6	Alcoa, TN	5.2	1.6	.484	.723
11	Kathy Spinks	JR	F/C	6-2	Forest Hills, KY	4.1	2.7	.455	.532
12	*Sheila Frost	SO	C	6-4	Pulaski, TN	11.3	6.4	.590	.598
14	Gay Townson	JR	F	5-9	Loudon, TN	0.8	0.2	.500	1.000
23	*Shelley Sexton	SR	G	5-7	Lake City, TN	8.2	2.8	.459	.689
24	Carla McGhee	FR	F	6-3	Peoria, IL	4.3	3.3	.474	.688
30	*Bridgette Gordon	SO	F	6-0	DeLand, FL	16.4	6.8	.484	.719
32	Jennifer Tuggle	RS-SO	F	6-2	Etowah, TN	2.5	1.1	.468	.571
33	Tonya Edwards	FR	G	5-10	Flint, MI	8.9	2.7	.432	.788
34	Lisa Webb	JR	F	5-9	Milledgeville, GA	4.5	2.2	.467	.769
35	Melissa McCray	SO	G/F	5-10	Johnson City, TN	5.5	2.2	.438	.743
40	Sabrina Mott	FR	G	5-9	Brentwood, TN	0.7	0.4	.000	.700
44	Cheryl Littlejohn	SR	C	6-3	Gastonia, NC	1.9	1.3	.467	.692
55	*Karla Horton	JR	F/C	6-2	Kershaw, SC	9.8	6.8	.459	.717

■ 1987-88 » 31-3 » SEC TOURNAMENT CHAMPIONS/3RD NCAA CHAMPIONSHIPS

Starting poll position: 1st (11-23-87)
Highest 1987-88 ranking: 1st (three times)
Lowest 1987-88 ranking: 4th (2-8-88)
Final 1987-88 poll position: 1st (3-14-88)
Actual NCAA finish: 3rd in nation

No.	Name	Year	Pos.	Ht.	Hometown	PPG	RPG	FG-Pct.	FT-Pct.
4	*Dawn Marsh	SR	G	5-6	Alcoa, TN	5.7	1.9	.511	.853
11	Kathy Spinks	SR	C	6-2	Forest Hills, KY	5.5	3.1	.594	.683
12	*Sheila Frost	JR	C	6-4	Pulaski, TN	14.6	7.9	.615	.645
14	Gay Townson	JR	F	5-9	Loudon, TN				
23	Kris Durham	FR	G	5-8	Dunellen, NJ	6.5	1.4	.497	.734
24	Carla McGhee	SO	F	6-3	Peoria, IL				
30	*Bridgette Gordon	JR	F	6-0	DeLand, FL	20.8	6.8	.541	.702
32	Jennifer Tuggle	JR	F	6-2	Etowah, TN	6.0	2.8	.490	.765
33	Tonya Edwards	SO	G	5-10	Flint, MI	12.9	4.9	.456	.742
34	*Lisa Webb	SR	F	5-9	Milledgeville, GA	9.5	7.3	.477	.750
35	*Melissa McCray	JR	G/F	5-10	Morristown, TN	5.9	2.8	.401	.714
42	Pearl Moore	FR	F	6-2	Harriman, TN	4.6	3.5	.549	.487

GENERAL

STAFF

PLAYERS

REVIEW

HISTORY

FACILITIES

NCAA

SEC

RECORDS

MEDIA INFO



ALL-TIME LADY VOL TEAMS (CONTINUED)

■ 1988-89 » 35-2 » SEC TOURNAMENT CHAMPIONS/NCAA NATIONAL CHAMPIONS

Starting poll position: 1st (11-21-88)

Highest 1988-89 ranking: 1st (11-21-88/1-2-89, 3-13-89)

Lowest 1988-89 ranking: 3rd (2-13-89)

Final 1988-89 poll position: 1st (3-13-89)

Actual NCAA finish: NCAA CHAMPIONS

No.	Name	Year	Pos.	Ht.	Hometown	PPG	RPG	FG-Pct.	FT-Pct.
5	Regina Clark	FR	G	5-8	Saginaw, MI	5.2	2.2	.449	.682
11	*Dena Head	FR	G	5-10	Canton, MI	6.5	3.0	.443	.747
12	*Sheila Frost	SR	C	6-4	Pulaski, TN	13.7	6.7	.578	.678
23	Kris Durham	SO	G	5-8	Dunellen, NJ				
24	*Carla McGhee	SO	C/F	6-3	Peoria, IL	5.3	5.4	.528	.506
30	*Bridgette Gordon	SR	F	6-0	DeLand, FL	20.4	7.0	.535	.697
32	Daedra Charles	SO	C	6-3	Detroit, MI	9.8	6.7	.539	.567
33	Tonya Edwards	JR	G	5-10	Flint, MI	9.7	3.0	.452	.797
34	Kelli Casteel	FR	F	6-2	Maryville, TN	3.8	1.9	.698	.633
35	*Melissa McCray	SR	G	5-10	Morristown, TN	6.4	3.1	.413	.788
42	Pearl Moore	SO	C	6-2	Harriman, TN				
50	Debbie Scott	FR	F	6-1	Gallatin, TN	4.5	1.8	.486	.565
52	Debbie Hawhee	FR	F	6-1	Greenville, TN	2.6	1.4	.404	.730

■ 1989-90 » 27-6 » SEC CHAMPIONS/2ND NCAA EAST REGIONAL

Starting poll position: 2nd (11-20-89)

Highest 1989-90 ranking: 1st (11-27/12-4-89)

Lowest 1989-90 ranking: 7th (12-24-89)

Final 1989-90 poll position: 4th (3-12-90)

Actual NCAA finish: Lost in East Regional Final

No.	Name	Year	Pos.	Ht.	Hometown	PPG	RPG	FG-Pct.	FT-Pct.
3	Jody Adams	FR	G	5-4	Cleveland, TN	6.4	1.7	.384	.831
5	Regina Clark	SO	G	5-8	Saginaw, MI	3.0	1.4	.385	.529
11	*Dena Head	SO	G	5-10	Canton, MI	11.4	5.3	.451	.723
21	Lisa Harrison	FR	F	6-0	Louisville, KY	7.7	4.8	.467	.631
24	*Carla McGhee	JR	F/C	6-3	Peoria, IL	9.0	6.8	.484	.691
32	*Daedra Charles	JR	C	6-3	Detroit, MI	15.9	8.7	.551	.561
33	*Tonya Edwards	SR	G	5-10	Flint, MI	11.3	3.2	.426	.761
34	Kelli Casteel	SO	C	6-2	Maryville, TN	5.4	2.7	.528	.644
42	Pearl Moore	SO	C	6-2	Harriman, TN	1.1	1.9	.333	.500
44	Melissa Smith	FR	F/C	6-2	Schofield, WI	1.4	1.2	.368	.500
50	*Debbie Scott	SO	F	6-0	Gallatin, TN	5.0	2.0	.468	.654
52	Debbie Hawhee	SO	F	6-1	Greenville, TN	4.0	1.9	.535	.742

■ 1990-91 » 30-5 » NCAA NATIONAL CHAMPIONS

Starting poll position: 6th (11-19-90)

Highest 1990-91 ranking: 2nd (1-15-91)

Lowest 1990-91 ranking: 10th (12-11-90)

Final 1990-91 poll position: 4th (3-12-91)

Actual NCAA finish: NCAA CHAMPIONS

No.	Name	Year	Pos.	Ht.	Hometown	PPG	RPG	FG-Pct.	FT-Pct.
3	*Jody Adams	SO	G	5-4	Cleveland, TN	8.5	2.3	.460	.769
5	Regina Clark	JR	G	5-8	Saginaw, MI	3.0	0.9	.390	.656
11	*Dena Head	JR	G	5-10	Canton, MI	13.1	5.7	.505	.713
15	Marlene Jeter	SO	C	6-0	Carlisle, SC	3.7	2.4	.414	.606
20	Peggy Evans	FR	C	6-0	Detroit, MI	8.5	5.7	.537	.744
21	*Lisa Harrison	SO	F	6-0	Louisville, KY	7.6	5.7	.397	.508
32	*Daedra Charles	SR	C	6-3	Detroit, MI	17.3	9.2	.561	.585
33	Nikki Caldwell	FR	G	5-10	Oak Ridge, TN	8.6	1.6	.393	.657
34	*Kelli Casteel	JR	C	6-2	Maryville, TN	7.9	4.1	.525	.672
50	Tamara Carver	FR	G	5-6	Cosby, TN	1.0	0.3	.500	.000
52	Debbie Hawhee	JR	F	6-1	Greenville, TN	3.0	1.9	.404	.548

ALL-TIME LADY VOL TEAMS (CONTINUED)

■ 1991-92 » 28-3 » SEC TOURNAMENT CHAMPIONS/3RD NCAA MIDEAST REGIONAL

Starting poll position: 1st (11-19-91)
Highest 1991-92 ranking: 1st (four times)
Lowest 1991-92 ranking: 4th (2-3-92)
Final 1991-92 poll position: 2nd (3-16-92)
Actual NCAA finish: Lost in Mideast Regional Semifinal

No.	Name	Year	Pos.	Ht.	Hometown	PPG	RPG	FG-Pct.	FT-Pct.
3	*Jody Adams	JR	G	5-5	Cleveland, TN	5.6	1.4	.426	.833
5	Regina Clark	SR	G	5-9	Saginaw, MI	2.3	0.6	.303	.619
10	Tiffany Woosley	FR	G	5-6	Tullahoma, TN	8.9	2.1	.424	.794
11	*Dena Head	SR	G	5-11	Canton, MI	13.7	5.2	.487	.716
15	Marlene Jeter	JR	F/C	5-11	Carlisle, SC	2.0	1.5	.250	.857
20	*Peggy Evans	SO	F	6-0	Detroit, MI	14.8	6.5	.531	.573
21	Lisa Harrison	JR	F	6-0	Louisville, KY	5.6	5.2	.393	.727
23	*Nikki McCray	SO	F	5-11	Collierville, TN	6.9	3.7	.500	.736
24	Vonda Ward	FR	C	6-6	Northfield, OH	5.5	3.8	.491	.652
33	Nikki Caldwell	SO	G	5-11	Oak Ridge, TN	3.7	2.2	.314	.659
34	*Kelli Casteel	SR	C	6-2	Maryville, TN	8.8	4.7	.511	.700
42	Rochone Dilligard	FR	F/C	6-1	Lebanon, TN	2.1	1.4	.500	.417
52	Debbie Hawhee	SR	F	6-1	Greeneville, TN	1.9	1.6	.310	.800
53	Dana Johnson	FR	C	6-2	Baltimore, MD	7.8	5.6	.479	.576

■ 1992-93 » 29-3 » SEC CHAMPIONS/2ND NCAA MIDEAST REGIONAL

Starting poll position: 2nd (11-30-92)
Highest 1992-93 ranking: 1st (nine times)
Lowest 1992-93 ranking: 2nd (3-16-93)
Final 1992-93 poll position: 2nd (3-16-93)
Actual NCAA finish: Lost in Mideast Regional Final

No.	Name	Year	Pos.	Ht.	Hometown	PPG	RPG	FG-Pct.	FT-Pct.
3	Jody Adams	SR	G	5-5	Cleveland, TN	3.6	0.8	.357	.500
5	Latina Davis	FR	G	5-6	Winchester, TN	6.0	3.1	.362	.740
10	*Tiffany Woosley	SO	G	5-6	Shelbyville, TN	11.5	2.4	.370	.827
20	*Peggy Evans	JR	C	6-0	Detroit, MI	11.4	6.2	.463	.639
21	*Lisa Harrison	SR	F	6-0	Louisville, KY	14.0	9.4	.468	.621
23	*Nikki McCray	JR	F	5-11	Collierville, TN	10.9	4.5	.465	.722
24	*Vonda Ward	SO	C	6-6	Northfield, OH	8.9	7.8	.449	.678
33	Nikki Caldwell	JR	G	5-11	Oak Ridge, TN	5.3	2.3	.322	.722
42	Rochone Dilligard	SO	F/C	6-1	Lebanon, TN	2.2	2.1	.500	.455
44	Michelle Johnson	FR	F	6-0	Shelbyville, TN	1.5	1.4	.250	.706
53	Dana Johnson	SO	C	6-2	Baltimore, MD	10.9	5.7	.534	.587

■ 1993-94 » 31-2 » SEC CHAMPIONS/SEC TOURNAMENT CHAMPIONS/ 3RD NCAA MIDEAST REGIONAL

Starting poll position: 1st (11-16-93)
Highest 1993-94 ranking: 1st (14 times)
Lowest 1993-94 ranking: 2nd (three times)
Final 1993-94 poll position: 1st (3-14-94)
Actual NCAA finish: Lost in Mideast Regional Semifinal

No.	Name	Year	Pos.	Ht.	Hometown	PPG	RPG	FG-Pct.	FT-Pct.
3	Michelle Marciniak	SO	G	5-9	Macungie, PA	6.2	1.8	.405	.688
5	Latina Davis	SO	G	5-6	Winchester, TN	7.7	3.5	.485	.879
10	*Tiffany Woosley	JR	G	5-6	Shelbyville, TN	11.9	2.0	.453	.880
23	*Nikki McCray	JR	F	5-11	Collierville, TN	16.3	7.0	.506	.703
24	*Vonda Ward	JR	C	6-6	Northfield, OH	8.4	6.5	.438	.703
25	Tanika Smith	FR	G	5-8	Knoxville, TN	0.7	1.2	.278	.647
33	*Nikki Caldwell	SR	G	5-11	Oak Ridge, TN	5.7	2.8	.345	.743
42	Rochone Dilligard	JR	F/C	6-1	Lebanon, TN	2.5	1.6	.424	.645
44	Pashen Thompson	FR	F	6-1	Philadelphia, MS	5.8	5.6	.441	.733
52	Abby Conklin	FR	F	6-3	Charlestown, IN	4.8	2.3	.496	.775
53	*Dana Johnson	JR	C	6-2	Baltimore, MD	13.8	7.3	.546	.637

GENERAL

STAFF

PLAYERS

REVIEW

HISTORY

FACILITIES

NCAA

SEC

RECORDS

MEDIA INFO



ALL-TIME LADY VOL TEAMS (CONTINUED)

■ 1994-95 » 34-3 » SEC CHAMPIONS/2ND NCAA CHAMPIONSHIPS

Starting poll position: 1st (11-21-94)
Highest 1994-95 ranking: 1st (8 times)
Lowest 1994-95 ranking: 3rd (one time)
Final 1994-95 poll position: 3rd (3-13-95)
Actual NCAA finish: 2nd in nation

No.	Name	Year	Pos.	Ht.	Hometown	PPG	RPG	FG-Pct.	FT-Pct.
00	Michelle Johnson	JR	F	6-0	Shelbyville, TN	3.9	3.5	.454	.706
3	*Michelle Marciniak	JR	G	5-9	Macungie, PA	10.8	2.7	.444	.729
4	Tiffani Johnson	FR	C	6-4	Charlotte, NC	9.0	6.5	.512	.741
5	*Latina Davis	JR	G	5-6	Winchester, TN	10.4	4.4	.444	.802
10	Tiffany Woosley	SR	G	5-6	Shelbyville, TN	7.4	2.6	.308	.556
11	Laurie Milligan	FR	G	5-8	Tigard, OR	2.9	1.0	.353	.661
23	*Nikki McCray	SR	F	5-11	Collierville, TN	15.2	5.9	.492	.680
24	Vonda Ward	SR	C	6-6	Northfield, OH	3.9	4.0	.458	.662
25	Tanika Smith	SO	G	5-8	Knoxville, TN	1.0	0.4	.353	.667
31	Brynae Laxton	FR	F	6-0	Oneida, TN				
44	*Pashen Thompson	SO	F	6-1	Philadelphia, MS	6.2	5.5	.578	.839
52	Abby Conklin	SO	F	6-3	Charlestown, IN	5.9	2.9	.355	.882
53	*Dana Johnson	SR	C	6-2	Baltimore, MD	15.6	7.8	.616	.717

■ 1995-96 » 32-4 » SEC TOURNAMENT CHAMPIONS/NCAA NATIONAL CHAMPIONS

Starting poll position: 6th (11-19-95)
Highest 1995-96 ranking: 2nd (twice)
Lowest 1995-96 ranking: 6th (three times)
Final 1995-96 poll position: 4th (3-11-96)
Actual NCAA finish: NCAA CHAMPIONS

No.	Name	Year	Pos.	Ht.	Hometown	PPG	RPG	FG-Pct.	FT-Pct.
3	*Michelle Marciniak	SR	G	5-9	Macungie, PA	11.6	3.0	.439	.795
4	Tiffani Johnson	SO	C	6-4	Charlotte, NC	7.5	6.3	.487	.618
5	*Latina Davis	SR	G	5-6	Winchester, TN	12.5	4.9	.499	.709
10	Kim Smallwood	FR	F/C	5-10	Richmond, TX	2.1	1.4	.432	.550
11	Laurie Milligan	SO	G	5-8	Tigard, OR	1.7	0.7	.375	.640
13	Misty Greene	FR	G/F	5-9	Decatur, TN	0.9	0.5	.192	.000
14	Kellie Jolly	FR	G	5-10	Sparta, TN	4.2	1.2	.431	.694
23	*Chamique Holdsclaw	FR	F/C	6-2	Astoria, NY	16.2	9.1	.468	.713
31	Brynae Laxton	FR	F	6-0	Oneida, TN	4.2	2.6	.359	.704
44	*Pashen Thompson	JR	C	6-1	Philadelphia, MS	9.1	7.2	.527	.711
52	*Abby Conklin	JR	F	6-3	Charlestown, IN	11.6	5.5	.453	.712

■ 1996-97 » 29-10 » NCAA NATIONAL CHAMPIONS

Starting poll position: 4th (11-11-96)
Highest 1996-97 ranking: 3rd (11-18-96)
Lowest 1996-97 ranking: 11th (3-3-97)
Final 1996-97 poll position: 10th (3-10-97)
Actual NCAA finish: NCAA CHAMPIONS

No.	Name	Year	Pos.	Ht.	Hometown	PPG	RPG	FG-Pct.	FT-Pct.
3	Niya Butts	FR	G	6-0	Americus, GA	2.5	1.3	.406	.676
4	Tiffani Johnson	JR	C	6-4	Charlotte, NC	10.0	7.4	.532	.705
5	*Kyra Elzy	FR	G/F	6-1	LaGrange, KY	5.8	3.5	.363	.569
11	Laurie Milligan	JR	G	5-8	Tigard, OR	8.3	2.3	.359	.868
13	Misty Greene	SO	G/F	5-9	Decatur, TN	5.8	1.4	.385	.839
14	*Kellie Jolly	SO	G	5-10	Sparta, TN	8.4	1.9	.409	.750
23	*Chamique Holdsclaw	SO	F	6-2	Astoria, NY	16.2	9.4	.498	.667
31	Brynae Laxton	SO	F	6-0	Oneida, TN	2.9	2.1	.344	.526
34	LaShonda Stephens	FR	C	6-3	Woodstock, GA	2.4	1.5	.380	.696
44	*Pashen Thompson	SR	C	6-1	Philadelphia, MS	8.1	6.5	.522	.758
52	*Abby Conklin	SR	F	6-3	Charlestown, IN	11.7	4.8	.439	.835

ALL-TIME LADY VOL TEAMS (CONTINUED)

■ 1997-98 » 39-0 » SEC CHAMPIONS/SEC TOURNAMENT CHAMPIONS/ NCAA NATIONAL CHAMPIONS

Starting poll position: 1st (11-10-97)
Highest 1997-98 ranking: 1st (all 18 polls)
Lowest 1997-98 ranking: 1st (all 18 polls)
Final 1997-98 poll position: 1st (3-9-98)
Actual NCAA finish: NCAA CHAMPIONS

No.	Name	Year	Pos.	Ht.	Hometown	PPG	RPG	FG-Pct.	FT-Pct.
3	Niya Butts	SO	G	6-0	Americus, GA	1.8	1.1	.415	.457
5	Kyra Elzy	SO	G/F	6-1	LaGrange, KY	7.0	4.0	.408	.686
11	Laurie Milligan	SR	G	5-8	Tigard, OR	2.0	0.4	.429	.571
13	Misty Greene	JR	G/F	5-9	Decatur, TN	2.0	1.2	.289	.857
14	*Kellie Jolly	JR	G	5-10	Sparta, TN	7.6	2.3	.463	.843
21	*Semeka Randall	FR	G	5-10	Cleveland, OH	15.9	5.3	.487	.728
23	*Chamique Holdscraw	JR	F	6-2	Astoria, NY	23.5	8.4	.546	.765
24	*Tamika Catchings	FR	F	6-1	Duncanville, TX	18.2	8.0	.537	.760
31	Brynae Laxton	JR	F	6-0	Oneida, TN	1.2	1.9	.279	.400
33	Kristen "Ace" Clement	FR	G	5-11	Broomall, PA	5.6	2.2	.421	.644
34	*LaShonda Stephens	SO	C	6-3	Woodstock, GA	4.0	3.4	.308	.587
40	Teresa Geter	FR	C	6-3	Columbia, SC	6.3	4.8	.547	.623

■ 1998-99 » 31-3 » SEC CHAMPIONS/SEC TOURNAMENT CHAMPIONS/ 2ND NCAA EAST REGIONAL

Starting poll position: 1st (11-9-98)
Highest 1998-99 ranking: 1st (seven times)
Lowest 1998-99 ranking: 4th (11-16-98)
Final 1998-99 poll position: 2nd (3-8-99)
Actual NCAA finish: Lost in East Regional Final

No.	Name	Year	Pos.	Ht.	Hometown	PPG	RPG	FG-Pct.	FT-Pct.
00	*Michelle Snow	FR	C	6-5	Pensacola, FL	8.5	6.4	.600	.519
3	Niya Butts	JR	F	6-0	Americus, GA	2.9	1.4	.615	.595
5	Kyra Elzy	JR	G/F	6-1	LaGrange, KY				
11	Amanda Canon	FR	G	5-11	Shelbyville, TN	0.7	0.4	.188	.600
14	*Kellie Jolly	SR	G	5-10	Sparta, TN	7.5	2.3	.449	.704
21	*Semeka Randall	SO	G	5-10	Cleveland, OH	14.1	4.8	.512	.590
23	*Chamique Holdscraw	SR	F	6-2	Astoria, NY	21.3	8.1	.519	.707
24	*Tamika Catchings	SO	F	6-1	Duncanville, TX	16.6	7.3	.512	.775
31	Sarah Edwards	FR	F	5-11	Sevierville, TN	2.3	0.6	.684	.727
33	Kristen "Ace" Clement	SO	G	5-11	Broomall, PA	7.6	2.0	.461	.688
40	Teresa Geter	SO	C	6-3	Columbia, SC	5.9	4.7	.453	.816
50	Shalon Pillow	FR	C	6-3	Addyston, OH	3.0	1.7	.640	.519

■ 1999-00 » 33-4 » SEC CHAMPIONS/SEC TOURNAMENT CHAMPIONS/ 2ND NCAA CHAMPIONSHIPS

Starting poll position: 2nd (11-9-99)
Highest 1999-2000 ranking: 2nd (fourteen times)
Lowest 1999-2000 ranking: 5th (two times)
Final 1999-2000 poll position: 2nd (3-13-2000)
Actual NCAA finish: 2nd in nation

No.	Name	Year	Pos.	Ht.	Hometown	PPG	RPG	FG-Pct.	FT-Pct.
00	*Michelle Snow	SO	C	6-5	Pensacola, FL	11.8	6.3	.555	.629
3	Niya Butts	SR	F	6-0	Americus, GA	2.1	1.0	.846	.500
5	Kyra Elzy	SR*	G-F	6-1	LaGrange, KY	3.1	2.6	.367	.492
10	April McDivitt	FR	G	5-7	Connersville, IN	4.6	1.2	.397	.723
11	Amanda Canon	SO	F	5-11	Shelbyville, TN	1.0	0.1	.500	.750
12	Tasheika Morris	FR	F	6-0	Huntsville, AL	2.2	0.8	.353	.600
13	Gwen Jackson	FR	C-F	6-2	Eufaula, AL	5.5	4.5	.458	.637
20	*Kara Lawson	FR	G-F	5-9	Alexandria, VA	13.6	4.1	.458	.817
21	*Semeka Randall	JR	G	5-10	Cleveland, OH	14.0	5.3	.418	.785
24	*Tamika Catchings	JR	F	6-1	Duncanville, TX	15.7	7.9	.475	.767
31	Sarah Edwards	SO	G	5-11	Sevierville, TN	1.2	0.2	.231	1.000
33	*Kristen "Ace" Clement	JR	G	5-11	Broomall, PA	5.6	3.0	.356	.620
34	LaShonda Stephens	SR*	C	6-3	Woodstock, GA	1.0	0.9	.286	.429
50	Shalon Pillow	SO	C	6-3	Addyston, OH	2.6	1.7	.596	.600



ALL-TIME LADY VOL TEAMS (CONTINUED)

■ 2000-01 » 31-3 » SEC CHAMPIONS/3RD NCAA MIDEAST REGIONAL

Starting poll position: 2nd (11-6-00)

Highest 2000-01 ranking: 1st (two times)

Lowest 2000-01 ranking: 3rd (four times)

Final 2000-01 poll position: 3rd (3-11-2000)

Actual NCAA finish: Lost in Mideast Regional Semifinal

No.	Name	Year	Pos.	Ht.	Hometown	PPG	RPG	FG-Pct.	FT-Pct.
00	*Michelle Snow	JR	C	6-5	Pensacola, FL	11.1	6.8	.572	.608
3	Tasha Butts	FR	G	5-11	Milledgeville, GA	4.7	2.0	.427	.766
4	LaToya Davis	FR	F	6-0	Forsyth, GA	2.9	1.5	.383	.455
5	Kyra Elzy	RS-SR	G-F	6-1	LaGrange, KY	2.0	1.7	.435	.571
10	April McDivitt	SO	G	5-7	Connersville, IN	5.4	1.6	.432	.794
11	Amanda Canon	JR	F	5-11	Shelbyville, TN	1.5	0.1	.200	.900
13	Gwen Jackson	SO	C-F	6-2	Eufaula, AL	11.7	6.3	.486	.788
20	*Kara Lawson	SO	G-F	5-9	Alexandria, VA	11.4	3.5	.433	.857
21	*Semeka Randall	SR	G	5-10	Cleveland, OH	10.3	5.0	.417	.713
24	*Tamika Catchings	SR	F	6-1	Duncanville, TX	15.2	8.8	.477	.806
31	Sarah Edwards	JR	G	5-11	Sevierville, TN	0.3	0.1	.500	.000
33	*Kristen "Ace" Clement	SR	G	5-11	Broomall, PA	4.5	2.4	.385	.643
42	Courtney McDaniel	FR	C-F	6-1	Bristol, TN	3.3	2.2	.571	.615
43	Ashley Robinson	FR	C	6-5	Grand Prairie, TX	8.9	5.3	.492	.515
50	Shalon Pillow	JR	C	6-3	Addyston, OH	3.0	1.8	.537	.692

■ 2001-02 » 29-5 » SEC CHAMPIONS/3RD NCAA CHAMPIONSHIPS

Starting poll position: 2nd (11-5-01)

Highest 2001-02 ranking: 2nd (12 times)

Lowest 2001-02 ranking: 6th (two times)

Final 2001-02 poll position: 6th (3-11-2002)

Actual NCAA finish: 3rd in nation

No.	Name	Year	Pos.	Ht.	Hometown	PPG	RPG	FG-Pct.	FT-Pct.
00	*Michelle Snow	SR	C	6-5	Pensacola, FL	12.3	6.5	.503	.753
3	Tasha Butts	SO	G	5-11	Milledgeville, GA	4.3	3.0	.294	.745
4	LaToya Davis	SO	F	6-0	Forsyth, GA	3.9	1.9	.440	.667
10	*April McDivitt	JR	G	5-7	Connersville, IN	4.9	1.6	.405	.692
11	Amanda Canon	SR	F	5-11	Shelbyville, TN	0.2	1.0	.000	.333
13	*Gwen Jackson	JR	F	6-2	Eufaula, AL	10.5	6.2	.471	.800
14	Michelle Muñoz	FR	F	6-1	Mason, OH	3.7	2.0	.581	.806
20	*Kara Lawson	JR	G	5-9	Alexandria, VA	15.1	4.9	.466	.835
21	Loree Moore	FR	G	5-9	Carson, CA	5.7	2.7	.467	.694
25	Brittany Jackson	FR	G-F	6-0	Cleveland, TN	6.5	2.1	.392	.745
33	Ashley Robinson	SO	C	6-5	Grand Prairie, TX	4.7	2.6	.382	.529
42	Courtney McDaniel	SO	C-F	6-1	Bristol, TN	3.3	3.0	.402	.618
43	*Shyra Ely	FR	F	6-2	Indianapolis, IN	9.3	5.4	.490	.585
50	Shalon Pillow	SR	C	6-3	Addyston, OH	2.0	0.8	.545	.688

■ 2002-03 » 33-5 » SEC CHAMPIONS/2ND NCAA CHAMPIONSHIPS

Starting poll position: 2nd (11-11-02)

Highest 2002-03 ranking: 2nd (two times)

Lowest 2002-03 ranking: 5th (four times)

Final 2002-03 poll position: 4th (3-17-03)

Actual NCAA finish: 2nd in nation

No.	Name	Year	Pos.	Ht.	Hometown	PPG	RPG	FG-Pct.	FT-Pct.
3	*Tasha Butts	JR	G	5-11	Milledgeville, GA	6.3	4.8	.355	.795
4	LaToya Davis	JR	F	6-0	Forsyth, GA	2.2	1.7	.467	.692
5	Shanna Zolman	FR	G	5-10	Syracuse, IN	7.5	2.1	.419	.892
13	*Gwen Jackson	SR	F	6-2	Eufaula, AL	16.1	6.2	.572	.756
20	*Kara Lawson	SR	G	5-8	Alexandria, VA	14.4	4.9	.469	.884
21	*Loree Moore	SO	G	5-9	Lakewood, CA	6.4	3.4	.470	.612
25	Brittany Jackson	SO	F	6-0	Cleveland, TN	5.7	1.4	.356	.736
33	*Ashley Robinson	JR	C	6-5	Grand Prairie, TX	5.8	5.4	.418	.392
42	Courtney McDaniel	JR	F	6-1	Bristol, TN	4.3	3.0	.594	.724
43	Shyra Ely	SO	F	6-2	Indianapolis, IN	9.8	6.6	.495	.713
50	Tye'sha Flucker	FR	C	6-5	Pasadena, CA	3.1	2.5	.400	.571

ALL-TIME LADY VOL TEAMS (CONTINUED)

■ 2003-04 » 31-4 » SEC CHAMPIONS/2ND NCAA CHAMPIONSHIPS

Starting poll position: 4th (11-3-03)
Highest 2003-04 ranking: 1st (two times)
Lowest 2003-04 ranking: 5th (four times)
Final 2003-04 poll position: 2nd (3-29-04)
Actual NCAA finish: 2nd in nation

No.	Name	Year	Pos.	Ht.	Hometown	PPG	RPG	FG-Pct.	FT-Pct.
1	Sidney Spencer	FR	F	6-3	Hoover, AL	5.5	3.5	.436	.786
3	*Tasha Butts	SR	G	5-11	Milledgeville, GA	10.4	5.4	.408	.818
4	*LaToya Davis	SR	F	6-0	Forsyth, GA	5.1	3.2	.463	.794
5	*Shanna Zolman	SO	G	5-10	Syracuse, IN	12.3	2.8	.437	.957
13	Dominique Redding	FR	F	6-1	Clearwater, FL	1.9	0.9	.429	.500
21	Loree Moore	JR	G	5-9	Lakewood, CA	7.9	5.5	.460	.529
25	Brittany Jackson	JR	F	6-0	Cleveland, TN	7.3	1.9	.393	.824
33	*Ashley Robinson	SR	C	6-5	Grand Prairie, TX	8.1	6.4	.486	.396
42	Courtney McDaniel	SR	F	6-1	Bristol, TN	2.3	2.2	.462	.765
43	*Shyra Ely	JR	F	6-2	Indianapolis, IN	14.5	8.0	.481	.678
50	Tye'sha Fluker	SO	C	6-5	Pasadena, CA	5.4	3.1	.484	.630

■ 2004-05 » 30-5 » SEC TOURNAMENT CHAMPIONS/3RD NCAA CHAMPIONSHIPS

Starting poll position: 1st (11-8-04)
Highest 2004-05 ranking: 1st (four times)
Lowest 2004-05 ranking: 10th (1-3-05)
Final 2004-05 poll position: 3rd (3-28-05)
Actual NCAA finish: 3rd in nation

No.	Name	Year	Pos.	Ht.	Hometown	PPG	RPG	FG-Pct.	FT-Pct.
1	Sidney Spencer	SO	F	6-3	Hoover, AL	5.2	4.0	.392	.800
3	Candace Parker	FR	F	6-4	Naperville, IL				
5	*Shanna Zolman	JR	G	5-10	Syracuse, IN	12.5	2.3	.441	.862
12	Abby Canon	FR	G	5-10	Shelbyville, TN	0.0	0.1	.000	.000
13	Dominique Redding	SO	F	6-1	Clearwater, FL	4.0	1.6	.412	.816
14	*Alexis Hornbuckle	FR	G	5-11	Charleston, WV	8.6	5.4	.444	.606
15	Sa'de Wiley-Gatewood	FR	G	5-9	Pomona, CA	3.9	1.5	.366	.917
21	*Loree Moore	SR	G	5-9	Lakewood, CA	5.1	4.6	.337	.742
25	Brittany Jackson	SR	F	6-0	Cleveland, TN	8.3	2.1	.342	.810
31	Aubrey Guastalli	SR	G	5-6	Westwood, MA	0.0	0.1	.000	.000
33	Sybil Dosty	FR	C	6-3	Tucson, AZ	2.5	2.4	.565	.444
43	*Shyra Ely	SR	F	6-2	Indianapolis, IN	14.4	7.0	.456	.723
44	Alex Fuller	FR	F	6-3	Shelbyville, TN				
50	Tye'sha Fluker	JR	C	6-5	Pasadena, CA	7.4	5.4	.461	.641
55	*Nicky Anosike	FR	C	6-4	Staten Island, NY	6.7	6.1	.368	.657

■ 2005-06 » 31-5 » SEC TOURNAMENT CHAMPIONS/ 2ND NCAA CLEVELAND REGIONAL

Starting poll position: 2nd
Highest 2005-06 ranking: 1st (nine times)
Lowest 2005-06 ranking: 8th (2-27-06)
Final 2005-06 poll position: 6th (3-20-06)
Actual NCAA finish: Lost in Cleveland Regional Final

No.	Name	Year	Pos.	Ht.	Hometown	PPG	RPG	FG-Pct.	FT-Pct.
1	*Sidney Spencer	JR	F	6-3	Hoover, AL	9.4	3.4	.458	.925
3	*Candace Parker	RS-FR	F	6-4	Naperville, IL	17.3	8.3	.522	.729
5	*Shanna Zolman	JR	G	5-10	Syracuse, IN	15.4	2.9	.433	.944
13	Dominique Redding	JR	F	6-1	Clearwater, FL	3.7	1.3	.362	.600
14	*Alexis Hornbuckle	SO	G	5-11	Charleston, WV	9.9	5.3	.418	.745
15	*Sa'de Wiley-Gatewood	SO	G	5-9	Pomona, CA	8.0	2.6	.333	.846
21	Lindsey Moss	FR	G	6-1	Alpharetta, GA	2.0	0.7	.352	.333
33	Sybil Dosty	SO	C	6-3	Tucson, AZ	2.9	2.9	.615	.548
44	Alex Fuller	RS-FR	F	6-3	Shelbyville, TN	2.1	2.0	.455	.733
50	Tye'sha Fluker	SR	C	6-5	Pasadena, CA	9.3	4.9	.532	.654
55	*Nicky Anosike	SO	C	6-4	Staten Island, NY	7.1	5.4	.510	.712

*left team Dec. 19, 2005

GENERAL

STAFF

PLAYERS

REVIEW

HISTORY

FACILITIES

NCAA

SEC

RECORDS

MEDIA INFO



ALL-TIME LADY VOL TEAMS (CONTINUED)

■ 2006-07 » 34-3 » SEC CHAMPIONS/NCAA NATIONAL CHAMPIONS

Starting poll position: 5th

Highest 2006-07 ranking: 2nd (twice)

Lowest 2006-07 ranking: 6th (12-4-06)

Final 2006-07 poll position: 3rd (3-12-07)

Actual NCAA finish: NCAA CHAMPIONS

No.	Name	Year	Pos.	Ht.	Hometown	PPG	RPG	FG-Pct.	FT-Pct.
00	*Shannon Bobbitt	JR	G	5-2	Manhattan, NY	8.7	1.6	.370	.790
1	*Sidney Spencer	SR	F	6-3	Hoover, AL	11.6	4.2	.421	.900
2	Cait McMahan	FR	G	5-4	Maryville, TN	2.4	1.2	.327	.444
3	*Candace Parker	SO	G/F/C	6-4	Naperville, IL	19.6	9.8	.529	.716
10	Elizabeth Curry	SR	G	5-6	New Virginia, IA	0.4	0.0	.200	.667
13	Dominique Redding	SR	F	6-1	Clearwater, FL	3.5	1.4	.364	.813
14	*Alexis Hornbuckle	JR	G	5-11	Charleston, WV	10.2	5.1	.440	.731
33	Alberta Auguste	JR	G/F	5-11	Marrero, LA	5.0	2.3	.434	.671
34	Nicci Moats	FR	F	6-2	Daleville, VA	0.8	0.9	.286	.300
44	Alex Fuller	SO	F/C	6-3	Shelbyville, TN	6.0	4.1	.497	.776
55	*Nicky Anosike	JR	F/C	6-4	Staten Island, NY	7.5	6.2	.427	.600

■ 2007-08 » 36-2 » SEC TOURNAMENT CHAMPIONS/NCAA NATIONAL CHAMPIONS

Starting poll position: 1st

Highest 2007-08 ranking: 1st (seven times)

Lowest 2007-08 ranking: 3rd (seven times)

Final 2007-08 poll position: 3rd (3-18-08)

Actual NCAA finish: NCAA CHAMPIONS

No.	Name	Year	Pos.	Ht.	Hometown	PPG	RPG	FG-Pct.	FT-Pct.
00	*Shannon Bobbitt	SR	G	5-2	Manhattan, NY	9.9	2.9	.404	.810
2	Cait McMahan	SO	G	5-4	Maryville, TN				
3	*Candace Parker	JR	F/G/C	6-4	Naperville, IL	21.3	8.5	.536	.698
5	*Angie Bjorklund	FR	F/G	6-0	Spokane Valley, WA	8.4	3.2	.386	.870
14	*Alexis Hornbuckle	SR	G	5-11	Charleston, WV	9.9	5.5	.443	.671
20	Sydney Smallbone	FR	G	5-10	Granger, IN	2.9	1.1	.314	.302
21	Vicki Baugh	FR	F/C	6-4	Sacramento, CA	5.3	4.0	.552	.778
33	Alberta Auguste	SR	G/F	5-11	Marrero, LA	5.3	2.9	.368	.622
44	Alex Fuller	JR	F/C	6-3	Shelbyville, TN	6.1	3.1	.473	.744
52	Kelley Cain	FR	C	6-6	Atlanta, GA				
55	*Nicky Anosike	SR	F/C	6-4	Staten Island, NY	8.8	7.3	.456	.625

■ 2008-09 » 22-11 » NCAA FIRST ROUND

Starting poll position: 5th

Highest 2008-09 ranking: 5th (11-17-08)

Lowest 2008-09 ranking: 19th (3-2-09)

Final 2008-09 poll position: 18th (3-16-09)

Actual NCAA finish: Lost in First Round

No.	Name	Year	Pos.	Ht.	Hometown	PPG	RPG	FG-Pct.	FT-Pct.
1	Briana Bass	FR	G	5-2	Indianapolis, IN	3.9	1.3	.298	.761
2	Cait McMahan	RS-SO	G	5-4	Maryville, TN	4.4	1.3	.412	.786
5	*Angie Bjorklund	SO	G/F	6-0	Spokane Valley, WA	12.3	3.0	.382	.792
10	Amber Gray	FR	F	6-1	West Chester, OH	2.7	1.9	.459	.714
15	Alicia Manning	FR	F	6-1	Woodstock, GA	3.5	2.6	.402	.594
20	Sydney Smallbone	SO	G	5-10	Granger, IN	3.1	1.0	.344	.833
21	Vicki Baugh	SO	F	6-4	Sacramento, CA	6.5	7.3	.456	.613
25	*Glory Johnson	FR	F	6-3	Knoxville, TN	10.2	7.2	.404	.616
33	Alyssia Brewer	FR	F	6-3	Sapulpa, OK	5.9	4.3	.410	.608
40	*Shekinna Stricklen	FR	G/F	6-2	Morrilton, AR	13.3	5.9	.390	.761
44	*Alex Fuller	SR	F/C	6-3	Shelbyville, TN	7.5	5.9	.432	.754
52	*Kelley Cain	RS-FR	C	6-6	Atlanta, GA	8.2	5.3	.618	.418

ALL-TIME LADY VOL TEAMS (CONTINUED)

■ 2009-10 » 32-3 » SEC CHAMPIONS/SEC TOURNAMENT CHAMPIONS/ 3RD NCAA MEMPHIS REGIONAL

Starting poll position: 6th (11-16-09)
Highest 2009-10 ranking: 3rd (twice)
Lowest 2009-10 ranking: 6th (three times)
Final 2009-10 poll position: 3rd (3-15-10)
Actual NCAA finish: Lost in Memphis Regional Semifinal

No.	Name	Year	Pos.	Ht.	Hometown	PPG	RPG	FG-Pct.	FT-Pct.
1	Briana Bass	SO	G	5-2	Indianapolis, IN	1.2	0.7	.262	.889
4	Kamiko Williams	FR	G	5-11	Clarksville, TN	4.0	1.9	.423	.741
5	*Angie Bjorklund	JR	G/F	6-0	Spokane Valley, WA	13.9	2.7	.417	.744
10	Amber Gray	SO	F	6-1	West Chester, OH				
13	Taber Spani	FR	G	6-1	Lee's Summit, MO	5.8	2.7	.413	.757
15	*Alicia Manning	SO	F	6-1	Woodstock, GA	5.4	5.1	.435	.655
20	Sydney Smallbone	JR	G	5-10	Granger, IN	2.3	0.6	.405	.800
21	Vicki Baugh	JR	F	6-4	Sacramento, CA				
25	Glory Johnson	SO	F	6-3	Knoxville, TN	10.1	7.7	.458	.648
33	*Alyssia Brewer	SO	F	6-3	Sapulpa, OK	10.2	5.9	.538	.593
34	Faith Dupree	FR	F/C	6-3	Knoxville, TN				
40	*Shekinna Stricklen	SO	G/F	6-2	Morrilton, AR	12.7	6.1	.440	.824
52	*Kelley Cain	RS-SO	C	6-6	Atlanta, GA	10.5	7.7	.607	.417

■ 2010-11 » 34-3 » SEC CHAMPIONS/SEC TOURNAMENT CHAMPIONS/ 2ND NCAA DAYTON REGIONAL

Starting poll position: 4th (11-1-10)
Highest 2010-11 ranking: 4th (12 weeks)
Lowest 2010-11 ranking: 9th (11-29-10)
Final 2010-11 poll position: 4th (3-7-11)
Actual NCAA finish: Lost in Dayton Regional Final

No.	Name	Year	Pos.	Ht.	Hometown	PPG	RPG	FG-Pct.	FT-Pct.
1	Briana Bass	JR	G	5-2	Indianapolis, IN	1.0	0.5	.240	.875
4	Kamiko Williams	SO	G	5-11	Clarksville, TN	6.8	3.2	.465	.700
5	*Angie Bjorklund	SR	G/F	6-0	Spokane Valley, WA	10.3	2.6	.435	.760
10	Meighan Simmons	FR	G	5-9	Cibolo, TX	13.5	2.7	.418	.740
12	Lauren Avant	FR	G	5-9	Memphis, TN	2.6	1.3	.394	.568
13	Taber Spani	SO	G	6-1	Lee's Summit, MO	8.0	4.1	.432	.800
15	*Alicia Manning	JR	F	6-1	Woodstock, GA	4.9	4.1	.478	.768
20	Sydney Smallbone	SR	G	5-10	Granger, IN	1.4	0.8	.357	.750
21	Vicki Baugh	RS-JR	F	6-4	Sacramento, CA	3.6	3.2	.493	.760
25	Glory Johnson	JR	F	6-3	Knoxville, TN	12.0	9.7	.534	.586
33	*Alyssia Brewer	JR	F	6-3	Sapulpa, OK	2.9	2.6	.411	.458
40	*Shekinna Stricklen	JR	G/F	6-2	Morrilton, AR	12.8	7.3	.489	.757
52	*Kelley Cain	RS-JR	C	6-6	Atlanta, GA	7.0	5.4	.594	.474

■ 2011-12 » 27-9 » SEC TOURNAMENT CHAMPIONS/ 2ND NCAA DES MOINES REGIONAL

Starting poll position: 3rd (10-31-11)
Highest 2011-12 ranking: 3rd (3 weeks)
Lowest 2011-12 ranking: 13th (2-13 & 2-27-12)
Final 2011-12 poll position: 9th (3-5-12)
Actual NCAA finish: Lost in Des Moines Regional Final

No.	Name	Year	Pos.	Ht.	Hometown	PPG	RPG	FG-Pct.	FT-Pct.
1	*Briana Bass	SR	G	5-2	Indianapolis, IN	2.0	0.6	.316	.857
4	Kamiko Williams	JR	G	5-11	Clarksville, TN	2.8	1.8	.413	.909
5	Ariel Massengale	FR	PG	5-6	Bolingbrook, IL	7.4	2.3	.387	.776
10	Meighan Simmons	SO	G	5-9	Cibolo, TX	11.1	2.3	.375	.735
11	Cierra Burdick	FR	F	6-2	Charlotte, NC	4.6	2.8	.463	.761
13	Taber Spani	JR	G	6-1	Lee's Summit, MO	6.6	2.6	.372	.767
15	*Alicia Manning	SR	F	6-1	Woodstock, GA	3.9	3.9	.414	.680
20	Isabelle Harrison	FR	F/C	6-3	Nashville, TN	3.3	2.7	.367	.621
21	*Vicki Baugh	RS-SR	F/C	6-4	Sacramento, CA	7.5	6.7	.577	.708
25	*Glory Johnson	SR	F	6-3	Knoxville, TN	14.2	9.9	.538	.636
40	*Shekinna Stricklen	SR	G/F	6-2	Morrilton, AR	15.4	6.6	.434	.737

GENERAL

STAFF

PLAYERS

REVIEW

HISTORY

FACILITIES

NCAA

SEC

RECORDS

MEDIA INFO



ALL-TIME LADY VOL TEAMS (CONTINUED)

■ 2012-13 » 27-8 » SEC CHAMPIONS/2ND NCAA OKLAHOMA CITY REGIONAL

Starting poll position: 20th (11-5-12)
Highest 2012-13 ranking: 8th (2-25-13)
Lowest 2012-13 ranking: 24th (11-12-12)
Final 2012-13 poll position: 10th (3-18-13)
Actual NCAA finish: Lost in Oklahoma City Regional Final

No.	Name	Year	Pos.	Ht.	Hometown	PPG	RPG	FG-Pct.	FT-Pct.
1	Jasmine Phillips	SO	G	5-10	Hartsville, SC	1.9	0.9	.429	.833
2	Jasmine Jones	FR	F	6-2	Madison, AL	4.7	3.9	.445	.596
4	*Kamiko Williams	SR	G	5-11	Clarksville, TN	7.4	4.2	.505	.700
5	*Ariel Massengale	SO	PG	5-6	Bolingbrook, IL	7.9	2.6	.371	.778
10	*Meighan Simmons	JR	G	5-9	Cibolo, TX	16.8	3.6	.412	.851
11	Cierra Burdick	SO	F	6-2	Charlotte, NC	8.4	6.6	.453	.766
12	*Bashaara Graves	FR	F/C	6-2	Clarksville, TN	13.2	8.0	.522	.701
13	*Taber Spani	SR	G/F	6-1	Lee's Summit, MO	11.1	4.5	.446	.855
14	Andraya Carter	FR	G	5-9	Flowery Branch, GA	5.3	1.6	.367	.900
20	Isabelle Harrison	SO	C	6-3	Nashville, TN	9.5	7.5	.485	.698
21	Nia Moore	FR	C	6-3	Chicago, IL	2.8	1.9	.413	.944

■ 2013-14 » 29-6 » SEC TOURNAMENT CHAMPIONS/
3RD NCAA LOUISVILLE REGIONAL

Starting poll position: 4th (11-4-13)
Highest 2013-14 ranking: 3rd (11-18-13)
Lowest 2013-14 ranking: 12th (1-13-14)
Final 2013-14 poll position: 3rd (3-17-14)
Actual NCAA finish: Lost in Louisville Regional Semifinal

No.	Name	Year	Pos.	Ht.	Hometown	PPG	RPG	FG-Pct.	FT-Pct.
0	Jordan Reynolds	FR	G	5-11	Portland, OR	3.8	1.9	.380	.783
1	Nia Moore	SO	C	6-3	Chicago, IL	2.3	2.1	.500	.769
2	Jasmine Jones	SO	F	6-2	Madison, AL	4.8	3.5	.358	.655
4	Jannah Tucker	FR	G	6-0	Baltimore, MD				
5	*Ariel Massengale	JR	PG	5-7	Bolingbrook, IL	12.5	3.2	.385	.838
10	*Meighan Simmons	SR	G	5-9	Cibolo, TX	16.5	2.7	.416	.832
11	*Cierra Burdick	JR	F	6-2	Charlotte, NC	8.7	7.3	.393	.759
12	*Bashaara Graves	SO	F	6-2	Clarksville, TN	9.3	6.8	.535	.689
14	Andraya Carter	R-FR	G	5-9	Flowery Branch, GA	6.9	2.7	.457	.692
20	*Isabelle Harrison	JR	C	6-3	Nashville, TN	13.6	9.3	.577	.669
21	Mercedes Russell	FR	C	6-6	Springfield, OR	6.3	5.0	.596	.514

■ 2014-15 » 30-6 » SEC CHAMPIONS/2ND NCAA SPOKANE REGIONAL

Starting poll position: 4th (11-10-14)
Highest 2014-15 ranking: 4th (11-10-14)
Lowest 2014-15 ranking: 14th (12-1-14)
Final 2014-15 poll position: 6th (3-16-15)
Actual NCAA finish: Lost in Spokane Regional Final

No.	Name	Year	Pos.	Ht.	Hometown	PPG	RPG	FG-Pct.	FT-Pct.
0	*Jordan Reynolds	SO	G	5-11	Portland, OR	7.3	3.6	.375	.794
1	Nia Moore	JR	C	6-3	Chicago, IL	4.7	2.9	.564	.633
2	Jasmine Jones	JR	F	6-2	Madison, AL	9.4	4.6	.431	.625
4	Jannah Tucker	R-FR	G	6-0	Baltimore, MD	0.0	0.5	.000	.000
5	Ariel Massengale	SR	PG	5-7	Bolingbrook, IL	11.5	2.6	.377	.860
10	Diamond DeShields	SO	G	6-1	Norcross, GA				
11	*Cierra Burdick	SR	F	6-2	Charlotte, NC	11.0	7.6	.437	.825
12	*Bashaara Graves	JR	F	6-2	Clarksville, TN	10.6	7.0	.504	.740
13	Kortney Dunbar	FR	G/F	6-2	Edwardsville, IL	3.1	1.4	.442	.333
14	*Andraya Carter	R-SO	G	5-9	Flowery Branch, GA	7.7	3.1	.389	.679
20	*Isabelle Harrison	SR	C	6-3	Nashville, TN	12.2	8.6	.471	.644
21	Mercedes Russell	SO	C	6-6	Springfield, OR				
31	Jaime Nared	FR	G/F	6-2	Portland, OR	5.2	3.5	.377	.831
33	Alexa Middleton	FR	G	5-9	Murfreesboro, TN	3.8	1.5	.366	.714

ALL-TIME LADY VOL TEAMS (CONTINUED)

■ 2015-16 » 22-14 » 2ND NCAA SIOUX FALLS REGIONAL

Starting poll position: 4th (11-2-15)
Highest 2015-16 ranking: 4th (3 weeks)
Lowest 2015-16 ranking: NR (3-29-16)
Final 2015-16 poll position: RV (3-14-16)
Actual NCAA finish: Lost in Sioux Falls Regional Final

No.	Name	Year	Pos.	Ht.	Hometown	PPG	RPG	FG-Pct.	FT-Pct.
0	*Jordan Reynolds	JR	G	5-11	Portland, OR	4.8	4.0	.342	.727
1	Nia Moore	SR	C	6-3	Chicago, IL	2.0	1.9	.389	.750
2	Jasmine Jones	R-JR	F	6-2	Madison, AL	5.0	4.5	.343	.857
10	Meme Jackson	FR	G/F	5-11	Murfreesboro, TN	1.0	0.6	.257	.500
11	*Diamond DeShields	R-SO	G	6-1	Norcross, GA	14.3	5.2	.391	.765
12	*Bashaara Graves	SR	F	6-2	Clarksville, TN	10.3	8.3	.538	.737
13	Kortney Dunbar	SO	F	6-2	Edwardsville, IL	3.5	1.4	.386	.333
14	Andraya Carter	R-JR	G	5-9	Flowery Branch, GA	4.8	2.3	.358	.800
20	Te'a Cooper	FR	G	5-8	Powder Springs, GA	8.6	1.9	.369	.722
21	*Mercedes Russell	R-SO	C	6-6	Springfield, OR	9.9	8.3	.548	.545
31	*Jaime Nared	SO	G/F	6-2	Portland, OR	8.3	4.8	.342	.741
33	Alexa Middleton	SO	G	5-9	Murfreesboro, TN	3.0	1.2	.381	.778

■ 2016-17 » 20-12 » NCAA SECOND ROUND

Starting poll position: 13th (11-4-16)
Highest 2016-17 ranking: 13th (2 weeks)
Lowest 2016-17 ranking: NR (3 weeks)
Final 2016-17 poll position: RV (3-13-17)
Actual NCAA finish: Lost in Second Round

No.	Name	Year	Pos.	Ht.	Hometown	PPG	RPG	FG-Pct.	FT-Pct.
0	*Jordan Reynolds	SR	G	5-11	Portland, OR	7.0	5.2	.347	.750
4	Schaquilla Nunn	R-SR	F	6-3	Fayetteville, GA	4.8	4.5	.536	.640
5	Kamera Harris	FR	C	6-3	Hampton, GA	1.1	1.3	.429	.500
10	Meme Jackson	SO	G/F	5-11	Murfreesboro, TN	4.7	1.8	.345	.429
11	*Diamond DeShields	R-JR	G	6-1	Norcross, GA	17.4	6.4	.423	.791
13	Kortney Dunbar	JR	F	6-2	Edwardsville, IL	2.0	2.1	.290	.500
15	Cheridene Green	JR	F	6-3	London, ENG				
20	Te'a Cooper	R-FR	G	5-8	Powder Springs, GA				
21	*Mercedes Russell	R-JR	C	6-6	Springfield, OR	16.1	9.7	.562	.671
31	*Jaime Nared	JR	G/F	6-2	Portland, OR	15.6	6.9	.423	.876
33	*Alexa Middleton	JR	G	5-9	Murfreesboro, TN	7.9	2.3	.395	.767

■ 2017-18 » 25-8 » NCAA SECOND ROUND

Starting poll position: 14th (10-22-17)
Highest 2017-18 ranking: 6th (2 weeks)
Lowest 2017-18 ranking: 15th (2-19-18)
Final 2017-18 poll position: 12th (3-12-18)
Actual NCAA finish: Lost in Second Round

No.	Name	Year	Pos.	Ht.	Hometown	PPG	RPG	FG-Pct.	FT-Pct.
0	*Rennia Davis	FR	G/F	6-2	Jacksonville, FL	12.0	7.6	.483	.740
1	Anastasia Hayes	FR	G	5-7	Murfreesboro, TN	9.3	2.5	.420	.715
2	*E vina Westbrook	FR	G	6-0	Salem, OR	8.4	2.8	.390	.513
5	Kamera Harris	SO	C	6-3	Hampton, GA	0.6	1.0	.250	.000
10	*Meme Jackson	JR	G/F	5-11	Murfreesboro, TN	8.2	4.0	.381	.698
11	Kasiyahna Kushkituah	FR	C	6-4	Atlanta, GA	1.8	1.4	.650	.200
13	Kortney Dunbar	SR	F	6-2	Edwardsville, IL	2.9	1.3	.419	.625
15	Cheridene Green	R-JR	F	6-3	London, ENG	4.1	3.7	.549	.660
21	*Mercedes Russell	R-SR	C	6-6	Springfield, OR	15.3	9.2	.583	.682
31	*Jaime Nared	SR	G/F	6-2	Portland, OR	16.7	7.4	.391	.820

GENERAL

STAFF

PLAYERS

REVIEW

HISTORY

FACILITIES

NCAA

SEC

RECORDS

MEDIA INFO



ALL-TIME LADY VOL TEAMS (CONTINUED)

■ 2018-19 » 19-13 » NCAA FIRST ROUND

Starting poll position: 11th (10-31-18)
Highest 2018-19 ranking: 9th (3 weeks)
Lowest 2018-19 ranking: NR (8 weeks)
Final 2018-19 poll position: NR (8 weeks)
Actual NCAA finish: Lost in First Round

No.	Name	Year	Pos.	Ht.	Hometown	PPG	RPG	FG-Pct.	FT-Pct.
0	*Rennia Davis	SO	G/F	6-2	Jacksonville, FL	14.9	7.7	.456	.856
2	*E vina Westbrook	SO	G	6-0	Salem, OR	14.9	3.6	.419	.721
4	Mimi Collins	FR	F	6-3	Waldorf, MD	5.5	3.4	.508	.684
5	Kamera Harris	JR	C	6-3	Hampton, GA	0.6	1.0	.267	.375
10	*Meme Jackson	SR	G/F	5-11	Murfreesboro, TN	10.8	2.9	.406	.829
11	Kasiyahna Kushkituah	SO	C	6-4	Atlanta, GA	4.8	3.5	.519	.438
12	Rae Burrell	FR	G/F	6-1	Las Vegas, NV	3.6	2.8	.317	.568
13	Jazmine Massengill	FR	G	6-0	Chattanooga, TN	3.4	3.4	.333	.533
14	*Zaay Green	FR	G	6-0	Duncanville, TX	9.6	4.0	.393	.692
15	*Cheridene Green	R-SR	F	6-3	London, ENG	9.0	7.6	.548	.659
21	Lou Brown	R-SR	F	6-3	Melbourne, AUST				

■ 2019-20 » 21-10 » NCAA TOURNAMENT CANCELED (CORONAVIRUS/COVID-19 GLOBAL HEALTH CRISIS)

Starting poll position: RV (10-30-19)
Highest 2019-20 ranking: 17th (1 weeks)
Lowest 2019-20 ranking: NR (3 weeks)
Final 2019-20 poll position: NR (2 weeks)
Actual NCAA finish: Tournament not held due to coronavirus (COVID-19) global health crisis

No.	Name	Year	Pos.	Ht.	Hometown	PPG	RPG	FG-Pct.	FT-Pct.
0	*Rennia Davis	JR	G/F	6-2	Jacksonville, FL	18.0	8.2	.469	.802
5	Kamera Harris	SR	C	6-3	Hampton, GA	1.6	1.4	.309	.750
10	Jessie Rennie	FR	G	5-8	Bendigo, AUST	2.7	0.8	.439	1.000
11	Kasiyahna Kushkituah	JR	C	6-4	Atlanta, GA	5.4	4.4	.492	.580
12	*Rae Burrell	SO	G/F	6-1	Las Vegas, NV	10.5	5.5	.410	.600
13	*Jazmine Massengill	SO	G	6-0	Chattanooga, TN	6.5	4.1	.399	.756
14	*Zaay Green	SO	G	6-0	Duncanville, TX	13.0	4.5	.407	1.000
15	Jaiden McCoy	R-JR	F	6-3	Knoxville, TN	2.7	1.8	.420	.550
20	*Tamari Key	FR	C	6-5	Cary, N.C.	7.3	4.7	.561	.538
21	*Lou Brown	R-SR	F	6-3	Melbourne, AUST	4.6	4.6	.414	.857
25	Jordan Horston	FR	G	6-2	Columbus, OH	10.1	5.5	.394	.593
31	Emily Saunders	FR	C	6-5	Mullens, WV	3.7	2.2	.708	.429

* - Played two games before missing remainder of season due to injury

■ 2020-21 » 17-8 » NCAA SECOND ROUND (LIMITED SCHEDULE DUE TO COVID-19)

Starting poll position: RV (11-10-20)
Highest 2020-21 ranking: 13th (1 week)
Lowest 2020-21 ranking: NR (2 weeks)
Final 2020-21 poll position: 13th (2 weeks)
Actual NCAA finish: Lost in Second Round

No.	Name	Year	Pos.	Ht.	Hometown	PPG	RPG	FG-Pct.	FT-Pct.
0	*Rennia Davis	SR	G/F	6-2	Jacksonville, FL	17.3	8.8	.480	.853
2	Destiny Salary	FR	G	6-0	Jonesboro, AR	2.0	2.4	.352	.571
4	*Jordan Walker	R-JR	G	5-8	Muskegon, MI	5.4	4.5	.338	.259
10	Jessie Rennie	SO	G	5-8	Bendigo, AUST	0.7	0.7	.158	.750
11	*Kasiyahna Kushkituah	SR	C	6-4	Atlanta, GA	6.8	6.0	.471	.447
12	*Rae Burrell	JR	G/F	6-1	Las Vegas, NV	16.8	4.6	.458	.825
13	*Keyen Green	R-SR	F/C	6-1	Philadelphia, PA	6.8	3.0	.526	.538
15	*Jaiden McCoy	R-SR	F	6-3	Knoxville, TN	3.7	2.3	.500	.000
20	*Tamari Key	SO	C	6-5	Cary, N.C.	8.9	5.6	.628	.651
21	Tess Darby	FR	G/F	6-1	Greenfield, TN	2.3	0.6	.308	.333
25	Jordan Horston	SO	G	6-2	Columbus, OH	8.6	3.9	.350	.729
31	Emily Saunders	SO	C	6-5	Mullens, WV	0.8	1.1	.357	.750
33	Marta Suárez	FR	G/F	6-2	Oviedo, SPAIN	4.1	3.6	.407	.750

* - Played four games before missing remainder of season due to injury

* - Designates starter at end of the season

ALL-TIME LADY VOL TEAMS (CONTINUED)

■ 2021-22 » 25-9 » 3RD NCAA WICHITA REGIONAL

Starting poll position: 15th (10-19-21)
Highest 2021-22 ranking: 4th (1-24-22)
Lowest 2021-22 ranking: 19th (3-7-22)
Final 2021-22 poll position: 18th (3-21-22)
Actual NCAA finish: Lost in Wichita Regional Semifinal

No.	Name	Year	Pos.	Ht.	Hometown	PPG	RPG	FG-Pct.	FT-Pct.
0	Brooklynn Miles	FR	G	5-4	Frankfort, KY	2.5	2.8	.388	.417
1	Sara Puckett	FR	G/F	6-2	Muscle Shoals, AL	6.4	3.5	.433	.690
2	*+Alexus Dye	GR	F	6-0	Birmingham, AL	10.2	7.7	.450	.609
4	*Jordan Walker	GR	G	5-8	Muskegon, MI	7.6	4.1	.341	.619
5	Kaiya Wynn	FR	G	6-0	Richmond, Texas	2.3	2.0	.385	.432
10	Jessie Rennie	JR	G	5-8	Bendigo, AUST	0.6	0.4	.190	.500
11	Karoline Striplin	FR	F	6-3	Hartford, AL	2.6	2.1	.444	.773
12	*Rae Burrell	SR	G/F	6-1	Las Vegas, NV	12.3	3.9	.364	.794
13	+Keyen Green	GR	F/C	6-1	Philadelphia, PA	7.0	3.2	.553	.629
20	*Tamari Key	JR	C	6-6	Cary, N.C.	10.5	8.1	.581	.626
21	*Tess Darby	SO	G/F	6-1	Greenfield, TN	5.3	2.4	.369	1.000
25	^Jordan Horston	JR	G	6-2	Columbus, OH	16.2	9.4	.379	.678
31	Emily Saunders	JR	C	6-5	Mullens, WV	1.0	0.7	.471	.750
33	Marta Suárez	SO	G/F	6-2	Oviedo, SPAIN				

^ - Started 23 games before missing remainder of season due to injury
 * - Designates starter at end of the season
 + - Opted to use "COVID" year

- GENERAL
- STAFF
- PLAYERS
- REVIEW
- HISTORY
- FACILITIES
- NCAA
- SEC
- RECORDS
- MEDIA INFO



HISTORIC TIMELINE FOR LADY VOL BASKETBALL

April 30 (1974) – As a senior at the University of Tennessee-Martin, Pat Summitt is sent a letter asking her to become a physical education teacher and head women's basketball coach at UT. Summitt, then known as Pat Head, received it in the mail and accepted the job at age 22.

Dec. 7 (1974) – Pat Summitt coached the first of her 1,306 games at Tennessee, with her squad dropping a nail-biter to Mercer, 84-83, at Alumni Gym.

Jan. 10 (1975) – Pat Summitt picked up her first win as Tennessee's head coach, 69-32, over Middle Tennessee State in front of 53 fans at Alumni Gym.

Nov. 13 (1976) – In her debut game as a Lady Vol, senior Patricia "Trish" Roberts fired in 51 points (and made it a double-double with 20 rebounds) to lead Tennessee to a season-opening 107-53 victory over Kentucky. That single-game scoring total still stands as the school record through the 2019-20 season and matches the UT men's record of 51 held by Tony White.

Feb. 19 (1977) – Senior Patricia "Trish" Roberts pulled down 24 rebounds vs. Anderson to set the Lady Vol record for a single game. That marks still stands through the 2019-20 season.

March 26 (1977) – The Lady Vols defeated Immaculata, 91-71, in Minneapolis to finish 28-5 overall and take third in their initial appearance in the AIAW Championships Tournament.

Jan. 13 (1979) – Pat Summitt earned her 100th career victory in her fourth season as head coach with a 79-66 triumph at NC State.

Feb. 10 (1980) – Fifth-ranked Tennessee won the first-ever SEC Tournament for women's basketball, defeating Ole Miss, 85-71, at Stokely Athletics Center.

Feb. 18 (1980) – The first Tennessee athlete, male or female, to have her jersey retired by the University of Tennessee was Knoxville native Holly Warlick (1976-80), who was honored after the final home regular season game of her career vs. Clemson. Warlick, whose No. 22 now hangs from the rafters of Thompson-Boling Arena, would later serve as an assistant coach and associate head coach for Pat Summitt (1985-2012) and follow her coach, friend and mentor as the Lady Vol skipper from 2012-19.

March 23 (1980) – UT, which finished third in two previous trips to the AIAW Final Four, played in its first AIAW National Championship game, falling to Old Dominion, 68-53, in Mt. Pleasant, Michigan.

March 29 (1981) – The Lady Vols made a return to the title game of the AIAW Final Four, finishing as runner-up for the second year in a row with a 79-59 loss to Louisiana Tech. It marked UT's last appearance in an AIAW postseason event with the first edition of the NCAA Tournament coming in 1982.

Dec. 3 (1982) – Tennessee defeated St. John's, 69-56, at the Coca-Cola Classic in Detroit, giving Pat Summitt career victory number 200.

March 26 (1982) – Tennessee played in the inaugural NCAA Final Four for women, falling, 69-46, to Louisiana Tech in the semifinal round.

Aug. 7 (1984) – Serving as the head coach of the U.S. Olympic Team and assisted by UT aide Nancy Darsch, Pat Summitt guided the American women to their first-ever gold medal with an 85-55 victory over South Korea in Los Angeles. Summitt was carried off the Inglewood Forum floor by her players, including Lady Vols Lea Henry and Cindy Noble.

April 1 (1984) – In their second trip to the NCAA Final Four, the Lady Vols advanced to their first championship game before falling to Southern California at Pauley Pavilion in Los Angeles, 72-61.

Feb. 17 (1985) – The Lady Vols began a streak of 565 consecutive weeks in the Associated Press Top 25, stretching until Feb. 22, 2016. During that 31-year run, the Lady Vols had been ranked No. 1 103 times. They were in the top five for 407 weeks and in the top 10 506 times.

March 3 (1985) – Tennessee beat Auburn, 63-60, in Oxford, Mississippi, to capture the SEC Tournament Championship (UT's second) and provide the Lady Vols with their first-ever season sweep of league hardware after previously claiming their initial regular season title in 1985 as well.

Jan. 4, (1987) – Career victory number 300 came Pat Summitt's way, thanks to an 87-68 home triumph over North Carolina.

March 29 (1987) – Tennessee got 13 points each from sophomores Bridgette Gordon and Sheila Frost as well as freshman Final Four Most Outstanding Player Tonya Edwards to roll past Louisiana Tech, 67-44, in Austin, Texas, and claim the school's first NCAA title in women's basketball in its fourth trip to the NCAA Final Four and eighth overall Final Four trip including AIAW tournaments.

Dec. 3 (1987) – The Lady Vols played their first-ever game in brand-new Thompson-Boling Arena, racing to a 102-59 victory over Stetson. A men's game followed, with the Vols beating Marquette, 82-56.

HISTORIC TIMELINE FOR LADY VOL BASKETBALL

Dec. 9 (1987) – The Lady Vols set a world record for women’s basketball attendance, as a crowd of 24,563 attended a contest between No. 1 Tennessee and No. 2 Texas that the Longhorns won, 97-78.

March 6 (1988) – Senior Dawn Marsh dished out 18 assists to set the Lady Vol single-game record in an 82-76 SEC Tournament semifinal round victory over Georgia in Albany, Ga.

April 2 (1989) – Most Outstanding Player Bridgette Gordon fired in a title game record-tying 27 points and pulled down 10 rebounds, as the Lady Vols beat SEC foe Auburn, 76-60, in Tacoma, Washington, to claim their second NCAA title in three seasons.

Jan. 17 (1990) – Two-time WBCA All-American and 1988 U.S. Olympic gold medalist Bridgette Gordon (1985-89) became the second Lady Vol to be honored with a banner in Thompson-Boling Arena when her No. 30 was raised to the rafters. She would later serve as assistant coach at UT from 2017-19.

Jan. 25 (1990) – A 70-69 road victory at South Carolina gave Pat Summitt her 400th career win.

Feb. 2 (1991) – The Lady Vol beat Tennessee Tech, 94-67, at Thompson-Boling Arena to record the first victory in what would become a program-best 69-game home-court winning streak. That spree was the longest in NCAA women’s history at the time.

March 31 (1991) – After Virginia eliminated UT from the 1990 NCAA Tournament and prevented the Lady Vols from playing in a Final Four hosted at Thompson-Boling Arena in Knoxville, Tennessee exacted revenge in the 1991 Final Four in New Orleans. Junior Dena Head scored a championship game-record 28 points to help the Big Orange take down guard Dawn Staley and the Cavaliers, 70-67, in the first-ever NCAA Women’s Final Four overtime game for the Big Orange’s third crown in five seasons.

Dec. 28 (1991) – While Tennessee hosted the SEC-Big 10 Challenge, Daedra Charles (1988-91) returned to Knoxville thinking she’d be joining other teammates in surprising Pat Summitt with a scholarship in the coach’s name. Summitt had a surprise, too, retiring the two-time All-American and 1991 Wade Trophy winner’s No. 32 jersey and making her the third Lady Vol to be so honored.

Nov. 21 (1993) – Pat Summitt celebrated victory number 500 after the Lady Vols ran past Ohio State, 80-45, at the inaugural State Farm Women’s Basketball Hall of Fame Classic in Jackson, Tennessee. OSU was coached by former Summitt assistant Nancy Darsch, who was at UT from 1978-85 and was on Summitt’s 1984 Olympic staff.

Jan. 16 (1995) – Pat Summitt agreed to add up-and-coming program UConn to the schedule and played the first game in the series at the Huskies’ Gampel Pavilion in Storrs. The second-ranked hosts claimed the first-ever meeting with No. 1 UT, 77-66.

Jan. 14 (1996) – Senior Michelle Marciniak tallied a school-record 11 steals in a 60-45 win at Kentucky.

March 29 (1996) – Tennessee picked up its first victory over UConn in four tries, defeating the Huskies at the 1996 Final Four in Charlotte, 88-83 in overtime, to advance to the title game.

March 31 (1996) – After going without an NCAA title for four seasons, Tennessee reclaimed its throne in Charlotte, N.C., beating UConn in the semifinals and cruising past Georgia in the championship game, 83-65, with senior guard Michelle Marciniak earning Final Four Most Outstanding Player honors.

Nov. 23 (1996) – Career triumph No. 600 for Pat Summitt came vs. Marquette via an 83-68 blowout at the Howard Bank Classic in Burlington, Vermont. Howard Dean (then Vermont governor) was on hand to present a congratulatory cake to Summitt after the game.

March 15 (1997) – With a 91-54 victory over Grambling during the NCAA First Round in Knoxville, the Lady Vols both launched their improbable six-game run to the 1997 NCAA Championship and won the first of what would become a 46-contest string of victories that lasted until No. 5 Purdue upset No. 1 Tennessee, 78-68, in West Lafayette, Ind., on Nov. 15, 1998.

March 30 (1997) – The Lady Vols overcame a 10-loss season and won their first back-to-back NCAA titles, capturing the 1997 trophy with a 68-59 victory over Old Dominion in Cincinnati, thanks to a 24-point title-game effort from Final Four Most Outstanding Player Chamique Holdsclaw and a Final Four-record 20 assists in two games (title-game best 11 vs. ODU) from Kellie Jolly.

Nov. 23 (1997) – UT Martin names its basketball playing surface Pat Summitt Court after its former star.

Jan. 3 (1998) – The Lady Vols set a (then) NCAA record for on-campus attendance at a women’s basketball game, drawing 24,597 to watch an 84-69 victory by No. 1 UT over No. 3 UConn.

Feb. 7 (1998) – The first advance sellout in Lady Vol basketball history is announced, and 24,373 are on hand to witness No. 1 UT blow out No. 3 Old Dominion, 85-61.

March 29 (1998) – Tennessee pulled off the first-ever 39-0 season and championship three-peat in NCAA women’s basketball history, cruising past Louisiana Tech, 93-75, in Kansas City, Missouri, to claim the program’s sixth all-time national title. Tamika Catching (27), Chamique Holdsclaw (25) and Kellie Jolly (20) led the way for the Big Orange, as UT put up a Final Four-record 55 points in the first half to build a 23-point lead at the intermission.

GENERAL
STAFF
PLAYERS
REVIEW
HISTORY
FACILITIES
NCAA
SEC
RECORDS
MEDIA INFO



HISTORIC TIMELINE FOR LADY VOL BASKETBALL

Dec. 5 (1999) – Win number 700 of Pat Summitt's career occurs, as the Lady Vols win at Wisconsin, 85-62, enabling Summitt to join Jody Conradt of Texas as the only women's coaches at the time with 700 career victories.

May 4 (1999) – Four-time All-American Chamique Holdsclaw was taken as the No. 1 pick in the WNBA Draft, going to the Washington Mystics.

June 5 (1999) – Pat Summitt was inducted with the inaugural class into the Women's Basketball Hall of Fame in Knoxville.

Oct. 13 (2000) – Pat Summitt was inducted into the Naismith Memorial Basketball Hall of Fame in Springfield, Massachusetts, gaining entrance the first time she was on the ballot.

Nov. 25 (2000) – Tennessee junior Michelle Snow executed the first dunk by a woman captured on live TV, when she threw one down with both hands and hung on the rim briefly in UT's 111-62 victory over Illinois at the Women's Maui Invitational.

Feb. 1 (2001) – Chamique Holdsclaw (1995-99) became the fourth Lady Vol to have her jersey retired, with her No. 23 jersey being hoisted skyward in Thompson-Boling Arena at halftime of a marquee showdown vs. UConn. Through the 2019-20 season, Holdsclaw remains the all-time scoring (3,025) and rebounding (1,295) leader in UT women's history.

Jan. 5 (2002) – Tennessee and UConn reset the (then) NCAA on-campus attendance bar once again, as 24,611 packed Thompson-Boling Arena to watch the No. 1 Huskies hold off the No. 2 Lady Vols, 86-72.

Jan 17 (2002) – Senior Michelle Snow dunked during an 80-61 win at South Carolina, becoming the first woman to dunk three times in a college career.

March 25 (2002) – Pat Summitt coached her team to the NCAA Final Four for the 13th time, passing UCLA legend John Wooden.

March 29 (2002) – Tennessee and UConn played in front of the largest crowd to ever see an NCAA women's basketball game, with the Huskies taking a 79-56 Final Four semifinal game victory in front of 29,619 at the Alamodome in San Antonio.

Jan. 14 (2003) – Pat Summitt racked up career win No. 800 with a 76-57 home victory over DePaul and was celebrated post-game with fireworks, balloons and flowers.

Dec. 7 (2003) – The fifth Lady Vol jersey retirement came in a halftime ceremony during a game vs. Louisiana Tech. Four-time WBCA All-American and four-time U.S. Olympic gold medalist Tamika Catchings (1997-2001) saw her No. 24 join UT's display of legends at Thompson-Boling Arena.

Feb. 29 (2004) – Tennessee closed out the 2003-04 season by beating LSU, 85-62, to go 14-0 in SEC play. In doing so, the Lady Vols claimed their league-record seventh straight SEC regular season trophy. UT had an incredible 95-3 record in conference games during that run, beginning that dominance during the 1997-98 season.

March 4 (2005) – Pat Summitt tied Adolph Rupp of Kentucky for second place in all-time wins by an NCAA women's or men's coach (876), as Tennessee defeated Auburn, 64-54, in the SEC Tournament quarterfinals at Greenville, South Carolina.

March 20 (2005) – Tennessee's 94-43 win over Western Carolina in the first round of the NCAA Tournament at Knoxville allowed Pat Summitt to tie Dean Smith for first on the all-time win list among NCAA men's or women's coaches at 879.

March 22 (2005) – UT defeated Purdue, 75-54, in the NCAA Second Round in Knoxville, pushing Pat Summitt past North Carolina men's coach Dean Smith to become the NCAA's all-time winningest coach with 880 career victories. The UT administration surprised her during a postgame ceremony by announcing the Thompson-Boling Arena court would be named "The Summitt."

Jan. 7 (2006) – The Lady Vols hosted UConn in a No. 1 vs. No. 7 match-up, and Tennessee walked away with an 89-80 victory with a new NCAA record on-campus crowd of 24,653 looking on. That record still stands today.

March 19 (2006) – Redshirt freshman Candace Parker became the first woman to dunk in an NCAA Tournament game and the first to record two dunks in the same game, throwing one down in each half of UT's 102-54 victory over Army in the NCAA First Round at Norfolk, Virginia.

May 22 (2006) – Pat Summitt became the first college women's basketball coach to earn a one-million-dollar salary. The six-year deal was scheduled to increase to 1.125 million in 2006-07 and to 1.5 million in 2011-12.

Nov. 12 (2006) – Redshirt sophomore Candace Parker became the first woman to dunk at Thompson-Boling Arena, firing up the home crowd during a 102-72 runaway over Chattanooga. She went on to become the first woman to tally three slams in a single season.

April 3 (2007) – Picking up its first NCAA title since 1998, the Lady Vols toppled Rutgers, 59-46, in Cleveland, Ohio, for UT's seventh national championship. Redshirt sophomore Candace Parker was named Most Outstanding Player after leading Tennessee with 17 points in the finale.

HISTORIC TIMELINE FOR LADY VOL BASKETBALL

Feb. 3 (2008) – Candace Parker executed the seventh and final dunk of her career, sending one home in the second half of a 79-51 home romp over Kentucky. Through the 2019-20 season, Parker still possesses the school records for single game (2), season (3) and career (7) dunks.

April 8 (2008) – Tennessee claimed its eighth, and Pat Summitt's final, NCAA National Championship, with redshirt junior Candace Parker repeating as Final Four Most Outstanding Player as the Lady Vols claimed back-to-back titles with a 64-48 victory over Stanford in Tampa, Florida

April 9 (2008) – Three-time All-American Candace Parker was taken as the No. 1 pick in the WNBA Draft, going to the Los Angeles Sparks. The rest of UT's 2008 NCAA Championship team starting five [Alexis Hornbuckle (1st Rd./4th), Shannon Bobbitt (2nd Rd./15th), Nicky Anosike (2nd Rd./16th), Alberta Auguste (3rd Rd./35th)] also was selected in the draft, marking the first occasion and one of only two times that has occurred (Notre Dame, 2019).

April 12 (2008) – Pat Summitt becomes the first women's coach to earn the John R. Wooden Legends in Coaching Lifetime Achievement Award.

Oct. 3 (2008) – Candace Parker became the first-ever winner of WNBA MVP and Rookie of the Year honors in the same season. Her 2008 year also included capturing an NCAA Championship at Tennessee, being taken as the WNBA's No. 1 draft pick and winning a gold medal with the U.S. Olympic Team.

Feb. 5 (2009) – Pat Summitt became the first woman or man to win 1,000 games in NCAA basketball, as Tennessee rolled past Georgia with a 73-43 home victory.

Feb. 22 (2009) – Tennessee's second-longest home-court winning streak began on this day, as the Lady Vols started a 38-game spree with an 82-68 victory over Mississippi State at Thompson-Boling Arena. UT did not lose again on The Summitt until Nov. 27, 2011, in a 76-67 defeat at the hands of No. 1 Baylor.

Dec. 28 (2009) – In the first-ever women's outdoor NCAA Division I basketball game, No. 2 Tennessee held off host Arizona State, 67-63, in front of 16,782 fans on a cool desert night at the home of Major League Baseball's Arizona Diamondbacks, Bank One Ballpark, in Phoenix.

Feb. 22 (2010) – Redshirt sophomore Kelley Cain blocked a UT record 12 shots in a 70-61 home win over LSU. She would go on to card 113 rejections for the season, also a school record.

Dec. 19 (2010) – The Lady Vols beat Stanford in overtime, 82-72, in Knoxville, beginning a program-best 25-game winning streak that would not end until March 28, 2011, with a 73-59 loss to Notre Dame in the Dayton Regional Final.

Aug. 23 (2011) – At the age of 59, Pat Summitt announced that she had been diagnosed with early-onset dementia, Alzheimer's type. Bravely, she continued on as head coach for the 2011-12 season, which would be her last as leader of UT women's hoops.

Sept. 22 (2011) – Tamika Catchings became the second Lady Vol alum to win WNBA MVP honors, earning the award after finishing second in balloting in 2003, 2009 and 2010.

Nov. 27 (2011) – At halftime of a home game vs. Baylor, Pat Summitt and her son, Tyler, announced the formation of the Pat Summitt Foundation.

Feb. 26 (2012) – Tennessee is victorious in what many felt would be Pat Summitt's final game on the court that bears her name. Her Lady Vols took care of Florida on senior day, 75-59, with a season-best crowd of 18,563 on hand to run the year's per-game average to 14,414.

March 4 (2012) – In her final conference tourney as head coach, Pat Summitt's Lady Vols captured an emotionally-charged SEC Tournament crown in Nashville, defeating LSU by a 70-58 count for Summitt's 16th SEC postseason trophy. The legendary coach cut down a championship net for the final time.

March 24 (2012) – Sophomore Meighan Simmons scored 22 points, and UT came from 14 points down, as Pat Summitt secured what would be the final victory of her career in an 84-73 triumph over Kansas in the Des Moines Regional Semifinal.

March 26 (2012) – In the Des Moines Regional Final, the Lady Vols fell to eventual national champion Baylor, 77-58, in what turned out to be Pat Summitt's final game as head coach.

April 16 (2012) – Tennessee had three players selected within the top 10 picks of the WNBA Draft, as Shekinna Stricklen went at No. 2 to the Seattle Storm (from Chicago), Glory Johnson went at No. 4 to the Tulsa Shock and Kelley Cain went at No. 7 to the New York Liberty.

April 18 (2012) – Pat Summitt, who had announced a diagnosis of early-onset dementia, Alzheimer's type on Aug. 23, 2011, stepped down as head coach of the Lady Vols, finishing with a career record of 1,098-208 (.840), with eight NCAA championships, a combined 32 SEC crowns (16 regular season/16 tournament) and a 100 percent graduation rate for players who completed their eligibility at UT.

GENERAL
STAFF
PLAYERS
REVIEW
HISTORY
FACILITIES
NCAA
SEC
RECORDS
MEDIA INFO



April 19 (2012) – After playing at Tennessee (1976-80) and serving as an assistant and later associate head coach at UT from 1985 to 2012, Holly Warlick was introduced at a gathering at Thompson-Boling Arena as the successor to Pat Summitt, who moved to a role as head coach emeritus.

May 29 (2012) – In a ceremony at the White House, Pat Summitt was presented the Presidential Medal of Freedom by President Barack Obama.

Jan. 28 (2013) – Prior to a game vs. Notre Dame, head coach emeritus Pat Summitt became the sixth person and first non-player associated with the Lady Vol program to be honored with a banner at Thompson-Boling Arena. With great honor and distinction, she led the Lady Vols for 38 seasons from 1974-2012.

Feb. 28 (2013) – Tennessee, under first-year head coach Holly Warlick, defeated Texas A&M, 82-72, on The Summitt to clinch its first SEC regular season title with someone other than Pat Summitt at the helm.

June 19 (2013) – Pat Summitt was inducted into the FIBA Basketball Hall of Fame.

Sept. 19 (2013) – Lady Vol alum Candace Parker wins her second WNBA MVP award, becoming just the fifth player to earn that distinction on more than one occasion.

Nov. 2 (2013) – Pat Summitt was inducted into the University of Tennessee Athletics (then Lady Vol) Hall of Fame.

Nov. 22 (2013) – The Pat Summitt Plaza and Statue (created by renowned sculptor David Adickes of Houston, Texas) were dedicated at the corner of Lake Loudoun Blvd. and Phillip Fulmer Way.

Jan. 2 (2014) – The sixth Lady Vol and seventh woman affiliated with the UT program to have her jersey retired, three-time All-American and two-time Olympic gold medalist Candace Parker (2004-08) saw her No. 3 banner raised to the rafters prior to Tennessee's SEC opener vs. LSU.

March 9 (2014) – The Lady Vols claimed their 17th all-time SEC Tournament title, edging Kentucky, 71-70, in Duluth, Georgia.

March 1 (2015) – Tennessee beat Vanderbilt, 79-49, in the regular-season finale to finish 15-1 in league play and capture its 18th SEC championship.

June 28 (2016) – Pat Summitt, legendary Lady Vol basketball coach, mentor and mother-figure to her players; a revered ambassador for her university and state; a trailblazer for women; and a role model for people all over the world, passed away in Knoxville at the age of 64. She had announced a diagnosis of early-onset dementia, Alzheimer's type, on Aug. 23, 2011.

Aug. 20 (2016) – Tamika Catchings becomes the first Lady Vol alum and one of only five American women to win four Olympic gold medals in basketball, helping the U.S. beat Spain, 101-72, in Rio de Janeiro, Brazil.

March 27 (2019) – After seven seasons at the helm of the Lady Vol program, during which she produced a 172-67 record (.720) with seven NCAA Tournament appearances, two SEC regular titles and an SEC tourney crown, the Holly Warlick era comes to an end after UT finished 19-13 and lost in the first round of the NCAA Tournament.

April 9 (2019) – LVFL (1995-99) and Pat Summitt protégé Kellie Harper (previously at Missouri State) is announced as the third Lady Vol head coach in the history of women's intercollegiate athletics at Tennessee.

Jan. 20 (2020) – Tennessee picked up its 400th all-time SEC regular season win and Kellie Harper won the 300th game of her career, as Renna Davis hit a long-range, buzzer-beating three-pointer to lift UT past Alabama, 65-63, at Thompson-Boling Arena.

Jan. 23 (2020) – After not meeting since Jan. 6, 2007, Tennessee and UConn renewed their rivalry for a worthwhile cause, playing at the XL Center in Hartford, Connecticut, with proceeds from the game going to the Pat Summitt Foundation and the Naismith Memorial Basketball Hall of Fame. With a home crowd of 13,659 behind them, the Huskies won the contest, 60-45, to halt a three-game UT winning streak in the series.

March 12 (2020) – Due to the coronavirus (COVID-19) global health crisis, the NCAA announced the 2020 NCAA Women's Basketball Tournament and all other collegiate athletic events remaining that spring were canceled.

May 15 (2021) – Tamika Catchings became the first Lady Vol inducted into the Naismith Memorial Basketball Hall of Fame, going in with childhood friend the late Kobe Bryant in the Class of 2020 (ceremony delayed due to COVID-19).



FACILITIES

FIRST TENNESSEE
Chick-fil-A
SHELL



THOMPSON-BOLING ARENA

The Thompson-Boling Assembly Center and Arena is one of the largest on-campus arenas in the country and a very tough place for visitors to win. The Lady Vols own a 492-52 (.904) record at the facility through 35 years entering the 2022-23 season.

A mammoth structure located on the banks of the Tennessee River, it was named for B. Ray Thompson and retired UT President Edward J. Boling. The building is 448 feet long and 310 feet wide. It contains more than 411,000 square feet of floor space and more than 17 million cubic feet of space.

Following renovations in 2007, Thompson-Boling Arena has an official seating capacity of 21,678. As part of a \$19 million renovation of the arena prior to the 2007-08 season, 32 luxury suites were added to the existing north balcony along with a loge area just below the suites that includes 166 side court seats. A \$3 million center-hung scoreboard, new black seats and several concourse refurbishments also were part of the renovation. The distance from the playing floor to the roof is 120 feet, the equivalent of a 12-story building. The structure contains 142,000 square feet of roof area, which is approximately three and one-quarter acres.

The enormous facility houses the Tennessee women's and men's basketball offices. The UT Ticket Office is located on the Phillip Fulmer Way level on the west end of the building. A continuous-ring concourse encircles the building, permitting entrance to eight restrooms, six concession areas and 32 portals that lead to the arena. The playing floor level provides access to the media room and storage areas as well as the very impressive Larry Pratt Basketball Locker Room Complex and the visitor dressing rooms, constructed from 2017 to 2018.

Since the building opened on Dec. 3, 1987 (the Lady Vols beat Stetson, 102-59), UT women's basketball has enjoyed a number of lengthy home winning streaks. On Dec. 28, 2003, Texas snapped a 24-game run that dated back to the 2001-02 season. A previous streak of 26 consecutive wins in the home confines ended on Jan. 5, 2002, with an 86-72 loss to Connecticut. The Lady Vols broke the NCAA homecourt winning streak record with 69 consecutive victories before Connecticut spoiled the streak with a 59-53 win in game number 70 on Jan. 6, 1996. Tennessee claimed 64 straight home SEC victories before third-ranked LSU snapped the streak with a 72-69 victory - its first ever in Knoxville - on Feb. 9, 2006. The Lady Vols took a 36-game home winning streak into the 2011-12 season before Baylor snapped it at 38 on Nov. 27, 2011.

UT won all 18 contests in Knoxville in 2014-15, setting a school and arena record for most home wins in a season and best record in a season. Coupled with winning its last four home games of the 2013-14 season and the first five in 2015-16, UT strung together 27-consecutive victories before falling to Texas on Nov. 29, 2015.

In 1998-99, the Lady Vols played before the largest average home crowd in the history of women's collegiate basketball, as 16,565 spectators per game clicked through the turnstiles. In all, 231,915 fans viewed home games

▶ YEARLY RECORDS AT THOMPSON-BOLING ARENA (35 YRS.)

YEAR	WINS	LOSSES	PCT	ARENA	AVG. ATT.
1987-88	12	2	.857	Thompson-Boling	6,998
1988-89	15	0	1.000	Thompson-Boling	5,063
1989-90	14	1	.933	Thompson-Boling	5,682
1990-91	15	1	.938	Thompson-Boling	4,738
1991-92	14	0	1.000	Thompson-Boling	6,639*
1992-93	13	0	1.000	Thompson-Boling	6,002
1993-94	15	0	1.000	Thompson-Boling	6,542
1994-95	15	0	1.000	Thompson-Boling	8,032*
1995-96	14	1	.933	Thompson-Boling	8,042
1996-97	14	2	.875	Thompson-Boling	10,500*
1997-98	16	0	1.000	Thompson-Boling	14,969*
1998-99	14	0	1.000	Thompson-Boling	16,565*
1999-00	13	2	.867	Thompson-Boling	15,341*
2000-01	15	0	1.000	Thompson-Boling	15,510*
2001-02	12	2	.857	Thompson-Boling	14,295*
2002-03	16	0	1.000	Thompson-Boling	12,585
2003-04	12	2	.857	Thompson-Boling	14,403*
2004-05	14	1	.933	Thompson-Boling	13,449*
2005-06	12	2	.857	Thompson-Boling	15,356*
2006-07	15	1	.938	Thompson-Boling	14,678*
2007-08	14	1	.933	Thompson-Boling	15,796*
2008-09	13	2	.867	Thompson-Boling	13,999*
2009-10	17	0	1.000	Thompson-Boling	12,896*
2010-11	17	0	1.000	Thompson-Boling	12,069*
2011-12	12	3	.800	Thompson-Boling	14,414*
2012-13	16	2	.889	Thompson-Boling	11,390*
2013-14	15	3	.833	Thompson-Boling	11,038*
2014-15	18	0	1.000	Thompson-Boling	10,375
2015-16	13	4	.765	Thompson-Boling	10,412
2016-17	13	3	.813	Thompson-Boling	9,184
2017-18	14	3	.824	Thompson-Boling	8,788
2018-19	10	7	.588	Thompson-Boling	8,028
2019-20	13	3	.813	Thompson-Boling	8,645
2020-21	11	2	.846	Thompson-Boling	2,417
2021-22	16	2	.889	Thompson-Boling	7,477
TOTALS	492	52	.904	* Led NCAA in home attendance	

in Knoxville. During the 1997-98 season, Tennessee set several collegiate attendance records. On Jan. 3, 1998, the Lady Vols entertained a new women's collegiate record 24,597 fans for the game with Connecticut. A month later, the first advance sell-out in UT women's basketball history occurred when the Lady Vols were set to meet Old Dominion in Knoxville. For the record, 24,373 fans attended the UT-ODU game.

The all-time attendance mark was reset during the 2001-02 season when 24,611 fans visited the arena for a #1/#2 clash between UT and Connecticut. It was again reset on Jan. 7, 2006, when the Huskies came to Knoxville in front of 24,653 spectators. The women's basketball attendance mark was established at the 2002 NCAA Final Four when 29,619 people filled the Alamodome in San Antonio, Texas, for the championship game.

The Lady Vols started the record-breaking trend in women's collegiate basketball attendance in 1987. That season, the Lady Vols broke the (then) world record for single game attendance at a women's basketball game with 24,563 at the Tennessee versus Texas game on Dec. 9, 1987. Three years later, UT established new NCAA Women's Final Four attendance marks on March 30 and April 1, 1990, with a total paid attendance of 39,490 for the three-game event. The turnstile count of 34,196 (17,601 semis/16,595 finals) also broke all other attendance marks.

In 2013-14, UT led the NCAA in attendance for the 11th-straight season, the 17th time in the last 18 years and 19th time overall. UT was second from 2014-17, fourth in 2017-18 and 2020-21, sixth in 2019-20, seventh in 2018-19 and eighth in 2021-22.

TOP 25 HOME CROWDS

	CROWD	OPPONENT	RESULT	DATE
1.	24,653	Connecticut	89-80 W	1/7/06
2.	24,611	Connecticut	72-86 L	1/05/02
3.	24,597	Connecticut	84-69 W	1/03/98
4.	24,563	Texas	78-97 L	12/09/87
5.	24,373	Old Dominion	85-61 W	2/07/98
6.	24,251	Vanderbilt	73-53 W	2/25/07
7.	24,051	Kentucky	98-60 W	1/17/99
8.	24,046	Connecticut	92-88 W	2/01/01
9.	23,385	Connecticut	67-74 L	1/08/00
10.	22,694	Louisiana State	90-58 W	2/22/98
11.	22,635	Georgia	102-69 W	1/14/99
12.	22,515	Connecticut	67-81 L	2/5/04
13.	21,968	Vanderbilt	70-66 W	2/22/01
14.	21,592	Vanderbilt	64-59 W	2/17/97
15.	21,118	Duke	70-74 L	1/22/07
16.	21,077	Mississippi State	94-53 W	2/06/99
17.	20,956	Vanderbilt	75-68 W	2/16/02
18.	20,790	Florida	93-95 L (OT)	2/26/06
19.	20,573	Kentucky	89-64 W	2/24/02
20.	20,249	Mississippi State	72-46 W	2/28/08
21.	20,090	Louisiana State	85-62 W	2/29/04
22.	20,068	Vanderbilt	89-53 W	2/18/99
23.	19,722	UCLA	100-77 W	12/21/98
24.	19,666	Vanderbilt	79-63 W	1/20/08
25.	19,576	Louisiana State	69-72 L	2/9/06

(All records set at Thompson-Boling Arena)

THOMPSON-BOLING ARENA RECORDS

TENNESSEE

Individual

FG made	16	by Sheila Frost vs. Vanderbilt 1-17-88
FG attempted	27	by Jordan Horston vs. Arkansas 1-31-22
FG percentage	1,000 (8-8)	by Bashaara Graves vs. Penn State 11-18-15
3FG made	8 (2x)	most recently by Ariel Massengale vs. Vanderbilt 3-1-15
3FG attempted	16	by Angie Bjorklund vs. Arkansas 1-24-08
3FG percentage	1,000 (6-6)	by Kara Lawson vs. Vanderbilt 2-27-03
FT made	17	by Candace Parker vs. Middle Tennessee 12-13-07
FT attempted	21	by Candace Parker vs. Middle Tennessee 12-13-07
FT percentage	1,000 (10-10) (4x)	most recently by Rennia Davis vs. South Carolina 2-18-21
Points	39	by Chamique Holdsclaw vs. Boston College 3-15-99
Off. rebounds	14	by Bashaara Graves vs. Georgia Tech 11-17-13
Def. rebounds	15	by Rennia Davis vs. Kentucky 1-24-21
Total rebounds	22	by Daedra Charles vs. Southwest Missouri 3-16-91
Assists	13	by Jordan Reynolds vs. Troy 12-21-16
Turnovers	9 (2x)	most recently by Evina Westbrook vs. Auburn 1-4-18
Blocks	12	by Kelley Cain vs. LSU 2-22-10
Steals	8	by Tamika Catchings vs. Memphis 2-16-99

Team

High

54 vs. Troy 12-6-17
97 vs. Stetson 11-26-89
.691 (38-55) vs. St. Joseph's 11-16-98
15 (2x), most recently vs. Lamar 12-1-10
30 (2x), most recently vs. Fla. A&M 11-19-18
.857 (12-14) vs. Navy 11-13-16
36 vs. Long Beach St. 12-3-88
53 vs. Long Beach St. 12-3-88
1,000 (18-18) vs. Alabama 2-19-15
133 vs. UT-Martin 11-19-99
39 vs. Colorado 12-20-93
54 vs. Troy 12-6-17
76 vs. Tenn. State 2-27-88
38 vs. Troy 12-6-17
29 vs. Grambling 3-15-97
15 (2x), most recently Texas 11-21-21
27 vs. Louisiana State 2-22-98
63 (2x) most recently vs. C. Ark. 11-15-15
75 vs. UT-Martin 11-19-99

FG MADE	14	vs. Tennessee State 12-17-13
FG ATTEMPTED	45 (2x)	most recently vs. LSU 1-22-15
FG PERCENTAGE293 (24-82) (2x)	most recently by Fla. 1-17-16
3-PT. FG MADE	0 (37x)	most recently vs. So. Fla. 11-15-21
3-PT. FG ATTEMPTED	0	vs. 11 opponents
3-PT. FG PERCENTAGE000 (37x)	most recently vs. S. Fla. 11-15-21
FT MADE	1	vs. Ark.-P.B. 11-26-19
FT ATTEMPTED	3	vs. Ark.-P.B. 11-26-19
FT PERCENTAGE308 (4-13)	vs. Georgia 2-28-16
POINTS	43	vs. Virginia Tech 12-6-15
OFFENSIVE REBOUNDS	5	vs. Missouri 2-19-17
DEFENSIVE REBOUNDS	13	vs. Auburn 2-14-98
TOTAL REBOUNDS	22	vs. Vanderbilt 2-28-19
ASSISTS	5	vs. Ole Miss 1-26-91
TURNOVERS	4	vs. Alabama State 12-3-17
BLOCKS	0 (11x)	most recently vs. Buffalo 3-19-22
STEALS	0 (2x)	most recently vs. LSU 2-2-17
1ST HALF POINTS	20	vs. So. Fla. 11-15-21
2ND HALF POINTS	18	vs. Virginia Tech 12-6-15

THOMPSON-BOLING ARENA RECORDS (CONTINUED)

OPPONENTS

Individual

FG made.....	17	by Kim Williams, DePaul 1-28-97
FG attempted.....	42	by Kim Williams, DePaul 1-28-97
FG percentage.....	1.000 (10-10)	Misty Lamb, Vanderbilt 2-22-90
3FG made.....	9	by Molly Goodenbour, Stanford 12-21-92
3FG attempted.....	19	by Alexa Hayward, Saint Francis Pa. 12-3-14
3FG percentage.....	1.000 (5-5)	by Shamani Stafford, Presbyterian 11-11-18
FT made.....	15	by Chantelle Anderson, Vanderbilt 2-27-03
FT attempted.....	17	by Chantelle Anderson, Vanderbilt 2-27-03
FT percentage.....	1.000 (12-12)	by Haley Jones, Stanford 12-18-21
Points.....	45	by Clarissa Davis, Texas 12-9-87
Off. rebounds.....	12	by JoKeirra Sneed, Louisiana Tech, 11-26-07
Def. rebounds.....	16	by Haley Jones, Stanford 12-18-21
Total rebounds.....	19 (2x)	most recently by Haley Jones, Stanford, 12-18-21
Assists.....	14	by Tyasha Harris, South Carolina 2-24-19
Turnovers.....	13	by Coco Miller, Georgia 1-28-98
Blocks.....	7 (three times)	most recently by Brittney Griner, Baylor 11-27-11
Steals.....	8	by Tamicha Jackson, Louisiana Tech 11-14-99

Team

High

37	by Baylor 12-4-16
99	by Troy 12-21-16
.609 (25-41)	by NW 1-5-88
14	by Stanford 12-18-18
44	by Colorado State 12-11-19
1.000 (2-2)	by LSU 2-10-90
31	by Oklahoma 11-10-02
45	by Oklahoma 11-10-02
1.000 (20-20)	by LSU 2-13-88
97	by Texas 12-9-87
28 (2x)	most recently by Alabama 1-6-11
40	by Stanford 12-18-21
57	by North Carolina 12-2-07
23 (2x)	most recently by Notre Dame 1-24-19
46	by Memphis 2-16-99
10 (2x)	most rec. by Oral Roberts 3-23-13
20	by Florida 2-26-06
52	by Vanderbilt 1-19-96
56	by UCLA 12-16-90

FG MADE	10	by UT-Martin 12-5-06
FG ATTEMPTED	37	by East Tenn. State 12-2-15
FG PERCENTAGE	.182 (12-66)	by Florida Atl. 1-21-92
3-PT. FG MADE	0	by 26 opponents
3-PT. FG ATTEMPTED	0	by four opponents
3-PT. FG PERCENTAGE	.000	by 26 opponents
FT MADE	0	by three opponents
FT ATTEMPTED	0	by Florida 2-14-10
FT PERCENTAGE	.000	by three opponents
POINTS	26	by Florida Atl. 1-21-92
OFFENSIVE REBOUNDS	2	by Villanova 3-31-03
DEFENSIVE REBOUNDS	9	by Kentucky 2-13-12
TOTAL REBOUNDS	17	by Villanova 3-31-03
ASSISTS	1	by Kentucky 1-12-91
TURNOVERS	3	by LSU 2-2-17
BLOCKS	0 (71x)	most rec. by Ga. State 12-12-21
STEALS	1 (5x)	most recently by Vanderbilt 2-28-19
1ST HALF POINTS	8	by Stetson 11-24-89
2ND HALF POINTS	10	by Central Arkansas 11-30-17

YEAR-BY-YEAR ATTENDANCE

YEAR	HOME	AVG.	GMS	AWAY/NEUTRAL	AVG.	GMS	TOTAL	AVG.	GMS
1978-79	49,054	2,725	18	50,289	2,395	21	99,343	2,547	39
1979-80	39,008	2,601	15	46,591	2,026	23	85,599	2,253	38
1980-81	38,302	3,192	12	45,857	2,414	19	84,159	2,715	31
1981-82	42,840	3,060	14	40,144	2,230	18	82,984	2,593	32
1982-83	48,530	3,033	16	37,288	2,193	17	85,818	2,601	33
1983-84	40,046	2,356	17	31,673	1,980	16	71,719	2,173	33
1984-85	37,450	2,340	16	36,628	2,289	16	74,078	2,315	32
1985-86	39,282	2,805	14	29,621	1,481	20	68,903	2,026	34
1986-87	68,852	4,303	16	74,304	4,128	18	143,156	4,210	34
1987-88	97,972	6,998	14	51,835	2,592	20	144,807	4,406	34
1988-89	75,939	5,065	15	90,435	4,111	22	166,374	4,497	37
1989-90	85,234	5,682	15	45,228	2,513	18	130,462	3,953	33
1990-91	75,811	4,738	16	69,166	3,640	19	144,977	4,142	35
1991-92	92,942	6,639	14	60,258	3,545	17	153,200	4,942	31
1992-93	78,025	6,002	13	86,815	4,569	19	164,840	5,151	32
1993-94	98,137	6,542	15	85,412	4,745	18	183,549	5,562	33
1994-95	120,477	8,032	15	169,933	7,724	22	290,410	7,849	37
1995-96	120,624	8,042	15	142,933	6,806	21	263,557	7,321	36
1996-97	167,992	10,500	16	161,556	7,024	23	329,548	8,450	39
1997-98	239,511	14,969	16	147,202	6,401	23	386,713	9,916	39
1998-99	231,915	16,565	14	181,665	9,083	20	413,580	12,164	34
1999-00	230,116	15,341	15	187,156	8,507	26	417,272	11,278	37
2000-01	232,646	15,510	15	152,223	8,012	19	384,869	11,320	34
2001-02	200,132	14,295	14	170,586	8,529	20	370,718	10,903	34
2002-03	201,353	12,585	16	204,107	9,278	22	405,460	10,670	38
2003-04	201,638	14,403	14	165,527	7,882	21	367,165	10,490	35
2004-05	201,734	13,449	15	169,196	8,459	20	370,930	10,598	35
2005-06	214,980	15,356	14	150,743	6,851	22	365,723	10,158	36
2006-07	234,845	14,678	16	191,346	7,734	21	426,191	11,518	37
2007-08	236,940	15,796	15	208,985	9,086	23	445,925	11,735	38
2008-09	209,991	13,999	15	121,793	6,776	18	331,784	10,054	33
2009-10	219,233	12,896	17	111,101	6,311	18	330,334	9,438	35
2010-11	213,128	12,537	17	138,349	6,197	20	351,477	9,499	37
2011-12	216,206	14,414	15	139,292	6,633	21	355,498	9,875	36
2012-13	205,027	11,390	18	96,992	5,705	17	302,019	8,629	35
2013-14	198,692	11,038	18	91,026	5,354	17	289,718	8,278	35
2014-15	186,754	10,375	18	96,901	5,383	18	283,655	7,879	36
2015-16	177,004	10,412	17	87,981	4,631	19	264,985	7,361	36
2016-17	146,948	9,184	16	75,384	4,712	16	222,332	6,948	32
2017-18	149,232	8,778	17	81,271	5,079	16	230,503	6,985	33
2018-19	136,471	8,028	17	59,011	3,934	15	195,482	6,109	32
2019-20	138,324	8,645	16	76,810	5,121	15	215,134	6,940	31
2020-21*	31,424	2,417	13	12,013	1,001	12	43,437	1,737	25
2021-22	134,587	7,777	18	85,183	5,324	16	219,770	6,464	34

* Max attendance & number of games limited by COVID-19 health pandemic

LARGEST CROWDS (122 GAMES WITH 15,000+ SPECTATORS)

Crowd	Opponent	Site	Result	Date	Crowd	Opponent	Site	Result	Date
29,619	Connecticut	San Antonio, Texas	56-79 L	3/29/02	17,152	Vanderbilt	Knoxville	70-67 W	2/12/06
28,937	Michigan State	Indianapolis, Ind.	64-68 L	4/3/05	17,077	South Carolina	Knoxville	99-45 W	1/11/01
28,210	Connecticut	Atlanta, Ga.	68-73 L	4/08/03	16,990	Duke	Knoxville	54-62 L	2/16/09
28,210	Duke	Atlanta, Ga.	66-56 W	4/06/03	16,897	Arkansas	Knoxville	79-69 W	1/10/00
24,653	Connecticut	Knoxville	89-80 W	1/7/06	16,845	North Carolina	Knoxville	83-79 W	12/2/07
24,611	Connecticut	Knoxville	72-86 L	1/5/02	16,836	Mississippi State	Knoxville	66-59 W	1/15/01
24,597	Connecticut	Knoxville	84-69 W	1/3/98	16,799	Alabama	Knoxville	89-54 W	1/29/06
24,563	Texas	Knoxville	78-97 L	12/9/87	16,782	Arizona State	Phoenix, Ariz.	67-63 W	12/27/00
24,373	Old Dominion	Knoxville	85-61 W	2/7/98	16,737	Mississippi	Knoxville	119-52 W	2/8/01
24,251	Vanderbilt	Knoxville	73-53 W	2/25/07	16,714	Old Dominion	Cincinnati, Ohio	68-59 W	3/30/97
24,051	Kentucky	Knoxville	98-60 W	1/17/99	16,714	Notre Dame	Cincinnati, Ohio	80-66 W	3/28/97
24,046	Connecticut	Knoxville	92-88 W	2/1/01	16,645	Vanderbilt	Knoxville	64-57 W	1/17/10
23,385	Connecticut	Knoxville	67-74 L	1/8/00	16,629	Florida	Knoxville	79-40 W	2/9/03
23,291	Georgia	Charlotte, N.C.	83-65 W	3/31/96	16,623	Baylor	Knoxville	67-76 L	1/12/11
23,291	Connecticut	Charlotte, N.C.	88-83 W (OT)	3/29/96	16,532	Florida	Knoxville	92-61 W	2/28/08
22,694	Louisiana State	Knoxville	90-58 W	2/22/98	16,490	Louisiana Tech	Knoxville	75-61 W	11/21/97
22,635	Georgia	Knoxville	102-69 W	1/14/99	16,471	Kentucky	Knoxville	67-49 W	1/23/05
22,515	Connecticut	Knoxville	67-81 L	2/5/04	16,464	Stetson	Knoxville	102-59 W	12/3/87
21,968	Vanderbilt	Knoxville	70-66 W	2/22/01	16,451	Florida	Knoxville	83-44 W	2/14/10
21,655	Stanford	Tampa, Fla.	64-48 W	4/8/08	16,413	South Carolina	Knoxville	68-56 W	1/18/09
21,655	Louisiana State	Tampa, Fla.	47-46 W	4/6/08	16,361	Auburn	Knoxville	82-61 W	2/5/12
21,592	Vanderbilt	Knoxville	64-59 W	2/17/97	16,342	Vanderbilt	Knoxville	91-71 W	2/27/03
21,118	Duke	Knoxville	70-74 L	1/22/07	16,333	Florida	Knoxville	97-78 W	2/13/00
21,077	Mississippi State	Knoxville	94-53 W	2/6/99	16,294	Connecticut	Hartford, Conn.	70-64 W	1/6/07
20,956	Vanderbilt	Knoxville	75-68 W	2/16/02	16,294	Connecticut	Hartford, Conn.	68-67 W	1/8/05
20,790	Florida	Knoxville	93-95 L (OT)	2/26/06	16,294	Connecticut	Hartford, Conn.	62-63 L (OT)	1/4/03
20,704	Rutgers	Cleveland, Ohio	59-46 W	4/3/07	16,294	Connecticut	Hartford, Conn.	76-81 L	12/30/00
20,704	North Carolina	Cleveland, Ohio	56-50 W	4/1/07	16,294	Connecticut	Hartford, Conn.	57-72 L	1/5/97
20,573	Kentucky	Knoxville	89-64 W	2/24/02	16,179	Memphis	Knoxville	98-60 W	12/15/00
20,249	Mississippi State	Knoxville	72-46 W	2/24/08	16,098	Mississippi	Knoxville	86-43 W	2/6/03
20,090	Louisiana State	Knoxville	85-62 W	2/29/04	16,058	Georgia	Knoxville	73-43 W	2/5/09
20,068	Vanderbilt	Knoxville	89-53 W	2/18/99	16,013	Kentucky	Knoxville	72-58 W	2/15/15
20,060	Rutgers	Philadelphia, Pa.	64-54 W	3/31/00	15,978	Old Dominion	Knoxville	113-55 W	1/3/00
20,060	Connecticut	Philadelphia, Pa.	52-71 L	4/2/00	15,838	Mississippi State	Knoxville	82-68 W	2/22/09
19,722	UCLA	Knoxville	100-77 W	12/21/98	15,737	Auburn	Knoxville	79-63 W	2/14/98
19,666	Vanderbilt	Knoxville	79-63 W	1/20/08	15,735	Rutgers	New York, N.Y.	68-54 W	1/3/99
19,576	Louisiana State	Knoxville	69-72 L	2/9/06	15,699	Texas	Knoxville	92-67 W	11/18/07
19,339	Alabama	Knoxville	65-47 W	2/6/00	15,686	Stanford	Knoxville	63-58 W	12/17/00
19,259	Kentucky	Knoxville	79-51 W	2/3/08	15,664	Kentucky	Knoxville	71-75 L	2/16/14
19,208	Vanderbilt	Knoxville	86-54 W	1/25/98	15,627	Memphis	Knoxville	113-39 W	2/16/99
19,143	Kentucky	Knoxville	83-39 W	1/27/01	15,615	Louisiana Tech	Austin, Texas	67-44 W	3/29/87
19,092	Notre Dame	Knoxville	78-54 W	12/30/06	15,615	Long Beach State	Austin, Texas	74-64 W	3/27/87
18,952	Kentucky	Knoxville	84-62 W	2/11/07	15,588	Mississippi State	Knoxville	84-71 W	2/24/05
18,643	Vanderbilt	Knoxville	72-63 W	2/13/05	15,574	Louisiana State	Knoxville	62-78 L	2/14/08
18,633	Arkansas	Knoxville	72-54 W	1/13/05	15,556	Louisiana Tech	Knoxville	90-75 W	11/23/01
18,563	Florida	Knoxville	75-59 W	2/26/12	15,606	Tenn.-Martin	Knoxville	133-60 W	11/19/99
18,453	South Carolina	Knoxville	72-58 W	2/8/04	15,491	Stanford	Knoxville	77-60 W	11/24/06
18,410	Arkansas	Knoxville	93-65 W	2/7/02	15,438	Vanderbilt	Knoxville	78-52 W	2/4/00
18,279	Mississippi	Knoxville	96-58 W	2/4/99	15,409	Old Dominion	Knoxville	90-37 W	12/28/11
18,211	Connecticut	New Orleans, La.	61-70 L	4/6/04	15,396	Texas	Knoxville	60-70 L	12/28/03
18,211	Louisiana State	New Orleans, La.	52-50 W	2/4/04	15,390	Arkansas	Knoxville	88-58 W	1/1/98
18,180	Auburn	Knoxville	76-61 W	2/27/00	15,317	Vanderbilt	Nashville, Tenn.	73-68 W	1/30/93
18,038	Connecticut	Minneapolis, Minn.	64-70 L	4/2/95	15,312	Louisiana State	Knoxville	91-69 W	1/9/94
18,038	Georgia	Minneapolis, Minn.	73-51 W	4/1/95	15,311	Vanderbilt	Nashville, Tenn.	66-60 W	2/7/99
18,036	Louisiana State	Knoxville	80-48 W	2/20/00	15,233	LSU	Baton Rouge, La.	58-68 L	2/10/05
18,000	South Carolina	Columbia	53-67 L	2/20/22	15,217	LSU	Baton Rouge, La.	68-65 W	2/23/03
17,976	Louisiana Tech	Kansas City, Mo.	93-75 W	3/29/98	15,187	Vanderbilt	Nashville, Tenn.	79-71 W	2/25/96
17,976	Arkansas	Kansas City, Mo.	86-58 W	3/27/98	15,159	Vanderbilt	Knoxville	79-57 W	2/13/94
17,879	Vanderbilt	Knoxville	87-64 W	1/51/12	15,132	Florida	Knoxville	99-60 W	1/10/98
17,798	Texas	Knoxville	106-76 W	12/30/99	15,021	South Carolina	Knoxville	60-64 L	2/2/12
17,690	Rutgers	Knoxville	59-58 W	2/11/08	15,010	South Carolina	Knoxville	97-78 W	1/23/03
17,667	Stanford	Knoxville	98-62 W	12/19/98					

WON-LOST RECORD IN GAMES WITH ATTENDANCE OF 10,000

Site	Won	Lost	Pct.
Home	360	31	.921
Away	47	21	.691
Neutral	31	13	.705
Overall	438	65	.871

- During the last 44 years, more than 10.7 million people have watched the Tennessee Lady Volunteers play basketball. UT crossed the 10 million mark during the 2017-18 season with 9,016 attending a home game vs. Ole Miss.
- It breaks down into 6,205,348 spectators at home viewing the team and 4,557,809 folks watching the team on the road or at a neutral site for a total of 10,763,157.
- Tennessee originally set the world record for most spectators at a women's basketball game with 24,563 in attendance at the Tennessee vs. Texas game on Dec. 9, 1987. UT continues to hold the mark for most fans to attend a women's basketball game at an on-campus facility, with 24,653 against Connecticut on Jan. 7, 2006.

GENERAL
STAFF
PLAYERS
REVIEW
HISTORY
FACILITIES
NCAA
SEC
RECORDS
MEDIA INFO



TOP 25 AWAY CROWDS

	CROWD	OPPONENT	SITE	RESULT	DATE
1.	22,124	Louisville	Louisville, Ky.	63-50 W	11/12/10
2.	18,000	South Carolina	Columbia, S.C.	53-67 L	2/20/22
3.	16,294	Connecticut	Hartford, Conn.	70-64 W	1/6/07
	16,294	Connecticut	Hartford, Conn.	68-67 W	1/08/05
	16,294	Connecticut	Hartford, Conn.	62-63 L OT	1/04/03
	16,294	Connecticut	Hartford, Conn.	57-72 L	1/05/97
	16,294	Connecticut	Hartford, Conn.	76-81 L	12/30/00
8.	15,317	Vanderbilt	Nashville, Tenn.	73-68 W	1/30/93
9.	15,311	Vanderbilt	Nashville, Tenn.	66-60 W	2/07/99
10.	15,233	LSU	Baton Rouge, La.	58-68 L	2/10/05
11.	15,217	LSU	Baton Rouge, La.	68-65 W	2/23/03
12.	15,187	Vanderbilt	Nashville, Tenn.	79-71 W	2/25/96
13.	14,848	Vanderbilt	Nashville, Tenn.	91-60 W	2/16/98
14.	14,763	South Carolina	Columbia, S.C.	86-70 W	1/14/18
15.	14,390	South Carolina	Columbia, S.C.	66-71 L	2/23/15
16.	14,316	Vanderbilt	Nashville, Tenn.	81-68 W	2/17/08
17.	14,168	Vanderbilt	Nashville, Tenn.	59-76 L	2/02/02
18.	14,014	Arkansas	Fayetteville, Ark.	92-79 W	1/30/03
19.	13,735	South Carolina	Columbia, S.C.	48-69 L	2/2/20
20.	13,690	South Carolina	Columbia, S.C.	76-74 W	1/30/17
21.	13,689	Kentucky	Lexington, Ky.	63-66 L	1/26/06
22.	13,659	Connecticut	Hartford, Conn.	45-60 L	1/23/20
23.	13,227	Vanderbilt	Nashville, Tenn.	72-70 W	12/31/94
24.	13,127	Vanderbilt	Nashville, Tenn.	80-68 W	1/19/06
25.	12,645	Vanderbilt	Nashville, Tenn.	84-82 W	1/31/94

TOP 25 NEUTRAL SITE CROWDS

	CROWD	OPPONENT	SITE	RESULT	DATE
1.	29,619	Connecticut	San Antonio, Texas	56-79 L	3/29/02
2.	28,937	Michigan State	Indianapolis, Ind.	64-68 L	4/03/05
3.	28,210	Connecticut	Atlanta, Ga.	68-73 L	4/08/03
	28,210	Duke	Atlanta, Ga.	66-56 W	4/06/03
5.	23,291	Georgia	Charlotte, N.C.	83-65 W	3/31/96
	23,291	Connecticut	Charlotte, N.C.	88-83 W (OT)	3/29/96
7.	21,655	Stanford	Tampa, Fla.	64-48 W	4/8/08
	21,655	Louisiana State	Tampa, Fla.	47-46 W	4/6/08
9.	20,704	Rutgers	Cleveland, Ohio	59-46 W	4/3/07
	20,704	North Carolina	Cleveland, Ohio	56-50 W	4/1/07
11.	20,060	Connecticut	Philadelphia, Pa.	52-71 L	4/2/00
	20,060	Rutgers	Philadelphia, Pa.	64-54 W	3/31/00
13.	18,212	Connecticut	New Orleans, La.	61-70 L	4/6/04
	18,212	Louisiana State	New Orleans, La.	52-50 W	4/4/04
15.	18,038	Connecticut	Minneapolis, Minn.	64-70 L	4/02/95
	18,038	Georgia	Minneapolis, Minn.	73-51 W	4/01/95
17.	17,976	Louisiana Tech	Kansas City, Mo.	93-75 W	3/29/98
	17,976	Arkansas	Kansas City, Mo.	80-66 W	3/27/98
19.	16,782	Arizona State	Phoenix, Ariz.	67-63 W	12/27/00
20.	16,714	Old Dominion	Cincinnati, Ohio	68-59 W	3/30/97
	16,714	Notre Dame	Cincinnati, Ohio	80-66 W	3/28/97
22.	15,735	Rutgers	New York, N.Y.	68-54 W	1/03/99
23.	15,615	Louisiana Tech	Austin, Texas	67-44 W	3/29/87
	15,615	Long Beach State	Austin, Texas	74-64 W	3/27/87
25.	14,848	North Carolina	Nashville, Tenn.	76-70 W	3/23/98

STOKELY ATHLETICS CENTER ►

Stokely Athletics Center was home to the Lady Volunteer basketball team from 1976-87. The facility, which still housed UT Athletics offices long after its days of hosting games, was closed for good in December 2012 and demolished during the summer of 2014.

The Stokely Arena, which was encircled by a four-lane Tartan indoor track, seated 12,700, while the building housed the former men's and women's athletics department offices. The building was originally called the UT Armory Field House in 1958 and seated just more than 7,000 spectators. Through the generosity of the late William B. Stokely, Jr., further construction was completed and on Dec. 1, 1966, the facility was renamed to honor the Stokely family.

In 1986, Stokely took on a new look as a wood playing surface replaced the old tartan court. The Horner "Pro King" hardwood was painted with the traditional outline of the state of Tennessee in the center of the floor and the familiar end line markings. The court was special-made for the University by the same manufacturer who supplied the basketball court to the Forum for the 1984 Los Angeles Olympic Games.

Stokely Athletics Center was the site of some historic games for the Lady Vols. The first women's contest played in SAC pitted Tennessee versus Kentucky on Nov. 13, 1976. The Lady Vols not only trounced the Lady Kats, 107-53, but UT's Patricia Roberts tossed in a Field House record 51 points. That mark stands as the Lady Vol record to this day.

Along the way, Tennessee hosted the great gold medalist USSR Olympic Team in 1979, the USA All-Star team in 1979 and the first Southeastern Conference Championships in 1980.

The last Lady Vol game in Stokely, before moving to Thompson-Boling Arena, was a 77-61 win over Auburn in the finals of the NCAA Midwest Regionals on March 21, 1987. A week later, the Lady Vols returned to Stokely to celebrate UT's first NCAA basketball title with thousands of fans in attendance.

Although no formal attendance figures were kept prior to 1982, Tennessee most-assuredly was among the nation's elite in fan support.



ALUMNI GYM ►

Constructed in the 1930's, Alumni Gym was the first real home to the inaugural Lady Vol team in 1974, which was coached by Pat Summitt. The court in the tiny arena (seating 3,000) was the centerpiece of an encircling tri-balcony seating arrangement.

STOKELY & ALUMNI GYM RECORDS

YEAR	WINS	LOSSES	PCT.	SITE
1974-75	6	2	.750	Alumni
1975-76	7	4	.636	Alumni
1976-77	3	0	1.000	Alumni
	5	0	1.000	Stokely
1977-78	12	0	1.000	Stokely
1978-79	17	1	.944	Stokely
1979-80	14	1	.933	Stokely
1980-81	12	0	1.000	Stokely
1981-82	12	2	.857	Stokely
1982-83	12	4	.750	Stokely
1983-84	14	3	.823	Stokely
1984-85	13	3	.813	Stokely
1985-86	11	3	.786	Stokely
1986-87	15	1	.938	Stokely
TOTALS	153	24	.864	

* Lady Vols produced a record of 137-18 (.884) in Stokely Athletics Center

LARGEST STOKELY CROWDS

	OPPONENT	SCORE	ATTEND.
1-29-79	Louisiana State	W, 92-48	10,000
1-26-80	Old Dominion	L, 54-61	9,496
2-14-82	Old Dominion	W, 62-58	9,010
1-24-87	Georgia	W, 78-72	8,623
2-02-86	Florida	W, 82-60	8,003
3-21-87	Auburn	W, 77-61	7,533
12-06-82	Southern Cal	L, 71-81	7,231
3-01-87	UNC Charlotte	W, 91-44	7,067
2-08-86	Auburn	L, 60-66	6,428
3-15-87	Tennessee Tech	W, 95-59	5,998
3-21-81	Maryland	W, 79-67	5,995
1-05-79	UCLA	W, 88-74	5,950
11-20-82	Old Dominion	L, 72-78	5,442
3-19-87	Virginia	W, 66-58	5,420
1-03-81	UCLA	L, 62-65	5,300
3-10-79	Old Dominion	L, 72-74	5,100
12-05-78	Middle Tennessee	W, 87-63	5,000
2-17-79	Kentucky	W, 89-51	5,000
2-06-83	N.C. State	W, 91-78	4,929
1-11-87	Kentucky	W, 76-64	4,883

GENERAL

STAFF

PLAYERS

REVIEW

HISTORY

FACILITIES

NCAA

SEC

RECORDS

MEDIA INFO



ALL-TIME YEAR-BY-YEAR HOME RECORDS

YEAR	WINS	LOSSES	PCT	ARENA	AVG. ATT.
1974-75	6	2	.750	Alumni Gym	n/a
1975-76	7	4	.636	Alumni Gym	n/a
1976-77	8	0	1.000	Alumni Gym	n/a
1977-78	12	0	1.000	Stokely Athletics Ctr	n/a
1978-79	17	1	.944	Stokely Athletics Ctr	2,725
1979-80	14	1	.933	Stokely Athletics Ctr	2,601
1980-81	12	0	1.000	Stokely Athletics Ctr	3,192
1981-82	12	2	.857	Stokely Athletics Ctr	3,060
1982-83	12	4	.750	Stokely Athletics Ctr	3,033
1983-84	14	3	.823	Stokely Athletics Ctr	2,356
1984-85	13	3	.813	Stokely Athletics Ctr	2,340
1985-86	11	3	.786	Stokely Athletics Ctr	2,805
1986-87	15	1	.938	Stokely Athletics Ctr	4,303
1987-88	12	2	.857	Thompson-Boling	6,998
1988-89	15	0	1.000	Thompson-Boling	5,063
1989-90	14	1	.933	Thompson-Boling	5,682
1990-91	15	1	.938	Thompson-Boling	4,738
1991-92	14	0	1.000	Thompson-Boling	6,639*
1992-93	13	0	1.000	Thompson-Boling	6,002
1993-94	15	0	1.000	Thompson-Boling	6,542
1994-95	15	0	1.000	Thompson-Boling	8,032*
1995-96	14	1	.933	Thompson-Boling	8,042
1996-97	14	2	.875	Thompson-Boling	10,500*
1997-98	16	0	1.000	Thompson-Boling	14,969*
1998-99	14	0	1.000	Thompson-Boling	16,565*
1999-00	13	2	.867	Thompson-Boling	15,341*
2000-01	15	0	1.000	Thompson-Boling	15,510*
2001-02	12	2	.857	Thompson-Boling	14,295*
2002-03	16	0	1.000	Thompson-Boling	12,585
2003-04	12	2	.857	Thompson-Boling	14,403*
2004-05	14	1	.933	Thompson-Boling	13,449*
2005-06	12	2	.857	Thompson-Boling	15,356*
2006-07	15	1	.938	Thompson-Boling	14,678*
2007-08	14	1	.933	Thompson-Boling	15,796*
2008-09	13	2	.867	Thompson-Boling	13,999*
2009-10	17	0	1.000	Thompson-Boling	12,896*
2010-11	17	0	1.000	Thompson-Boling	12,069*
2011-12	12	3	.800	Thompson-Boling	14,414*
2012-13	16	2	.889	Thompson-Boling	11,390*
2013-14	15	3	.833	Thompson-Boling	11,038*
2014-15	18	0	1.000	Thompson-Boling	10,375
2015-16	13	4	.765	Thompson-Boling	10,412
2016-17	13	3	.813	Thompson-Boling	9,184
2017-18	14	3	.824	Thompson-Boling	8,788
2018-19	10	7	.588	Thompson-Boling	8,028
2019-20	13	3	.813	Thompson-Boling	8,645
2020-21	11	2	.846	Thompson-Boling	2,417*
2021-22	16	2	.889	Thompson-Boling	7,477
TOTALS	645	76	.895		

* Led NCAA in home attendance

* Max attendance & number of games limited by COVID-19 health pandemic

PRATT PAVILION

In October 2006, Tennessee Athletics had a groundbreaking ceremony to officially recognize construction on the Pratt Pavilion, the state-of-the-art basketball practice facility named in UT alumnus Larry F. Pratt's honor for his \$5 million lead gift to the basketball programs. The Pratt Pavilion, which opened in the fall of 2007, houses two full-size gymnasiums, one each for the men's and women's basketball teams, as well as space for an athletic training room, weight room, film study room and a recruiting lounge.

Directly connected to Thompson-Boling Arena, Pratt Pavilion has convenient ground level parking. The 70,000-square-foot structure has four short courts within each of the two full-size courts. The facility is equipped with secured practice facilities, spacious locker rooms and recruiting rooms as well. Balconies at the south side of the building overlook the practice courts.

Pratt Pavilion had a total project cost of \$16 million, funded entirely through private gifts. Lead donor Pratt's commitment in April 2006, coupled with leadership gifts from other campaign donors, including Jim Haslam, Brenda Lawson and Robbie Nutt, enabled UT to move forward with the project.

This was not Pratt's first donation. In the 1990s he honored his father Floyd by creating an endowed scholarship in his name as a member of the Nathan Dougherty Society. He also was recognized at the Tennessee vs. Georgia football game in 2003 for a \$1 million donation to the STEP-UP Campaign. Pratt, an Athens, Tenn., native, currently resides in McLean, Va. He graduated from the University of Tennessee in 1972 from the UT College of Business and serves as president and CEO of First Savings Mortgage Corporation, the largest private mortgage banker in Washington D.C.





NCAA HISTORY

EIGHT NCAA TITLES

1987 • 1989 • 1991 • 1996 • 1997 • 1998 • 2007 • 2008

22 FINAL FOUR APPEARANCES (AIAW & NCAA)

■ 1977

Minneapolis, Minnesota • Williams Arena

March 23	Michigan State	76-62
March 24	Kansas State	81-69
March 25	Delta State	58-62
March 26	Immaculata	91-71

AIAW Third Place

■ 1979

Greensboro, North Carolina • Greensboro Coliseum

March 23	Louisiana Tech	84-102
March 25	UCLA	104-86

AIAW Third Place

■ 1980

Mount Pleasant, Michigan • Rose Arena

March 21	South Carolina	75-72
March 23	Old Dominion	53-68

AIAW Runner-Up

■ 1981

Eugene, Oregon • McArthur Court

March 27	Old Dominion	68-65
March 29	Louisiana Tech	59-79

AIAW Runner-Up

■ 1982

Norfolk, Virginia • The Scope

March 26	Louisiana Tech	46-69
----------	----------------	-------

NCAA Third Place

■ 1984

Los Angeles, California • Pauley Pavilion

March 30	Cheyney	82-73
April 1	Southern California	61-72

NCAA Runner-Up

■ 1986

Lexington, Kentucky • Rupp Arena

March 28	Southern California	59-83
----------	---------------------	-------

NCAA Third Place

■ 1987

Austin, Texas • Frank Erwin Center

March 27	Long Beach State	74-64
March 29	Louisiana Tech	67-44

NCAA National Champions

■ 1988

Tacoma, Washington • Tacoma Dome

April 1	Louisiana Tech	59-68
---------	----------------	-------

NCAA Third Place

■ 1989

Tacoma, Washington • Tacoma Dome

March 31	Maryland	77-65
April 2	Auburn	76-60

NCAA National Champions

■ 1991

New Orleans, Louisiana • Lakefront Arena

March 30	Stanford	68-60
March 31	Virginia	70-67 OT

NCAA National Champions

■ 1995

Minneapolis, Minnesota • Target Center

April 1	Georgia	73-51
April 2	Connecticut	64-70

NCAA Runner-Up

■ 1996

Charlotte, North Carolina • Charlotte Coliseum

March 29	Connecticut	88-83 OT
March 31	Georgia	83-65

NCAA National Champions

■ 1997

Cincinnati, Ohio • Riverfront Coliseum

March 29	Notre Dame	80-66
March 30	Old Dominion	68-59

NCAA National Champions

■ 1998

Kansas City, Missouri • Kemper Arena

March 27	Arkansas	86-58
March 29	Louisiana Tech	93-75

NCAA National Champions

■ 2000

Philadelphia, Pennsylvania • First Union Center

March 31	Rutgers	64-54
April 2	Connecticut	52-71

NCAA Runner-Up

■ 2002

San Antonio, Texas • Alamodome

March 29	Connecticut	56-79
----------	-------------	-------

NCAA Third Place

■ 2003

Atlanta, Georgia • Georgia Dome

April 6	Duke	66-56
April 8	Connecticut	68-73

NCAA Runner-Up

■ 2004

New Orleans, Louisiana • New Orleans Arena

April 4	LSU	52-50
April 6	Connecticut	61-70

NCAA Runner-Up

■ 2005

Indianapolis, Indiana • RCA Dome

April 3	Michigan State	64-68
---------	----------------	-------

NCAA Third Place

■ 2007

Cleveland, Ohio • Quicken Loans Arena

April 1	North Carolina	56-50
April 3	Rutgers	59-46

NCAA National Champions

■ 2008

Tampa, Florida • St. Pete Times Forum

April 6	LSU	47-46
April 8	Stanford	64-48

NCAA National Champions

ALL-TIME WOMEN'S FINAL FOUR RESULTS

YEAR AIAW FINAL FOUR TEAMS

YEAR	CHAMPION	SCORE	RUNNER-UP	SITE
1972	Immaculata, West Chester, Indiana, Western Carolina	52-48	West Chester	West Chester, Pa.
1973	Immaculata, Queens, Southern Connecticut, Indiana	59-52	Queens	Flushing, N.Y.
1974	Immaculata, Mississippi College, So. Connecticut, William Penn	68-53	Mississippi College	Manhattan, Kan.
1975	Delta State, Immaculata, Cal State-Fullerton, So. Connecticut	90-81	Immaculata	Harrisonburg, Va.
1976	Delta State, Immaculata, Wayland Baptist, William Penn	69-64	Immaculata	University Park, Pa.
1977	Delta State, Louisiana St., TENNESSEE , Immaculata	68-55	Louisiana State	Minneapolis, Minn.
1978	UCLA, Maryland, Montclair State, Wayland Baptist	90-74	Maryland	Los Angeles, Calif.
1979	Old Dominion, Louisiana Tech, TENNESSEE , UCLA	75-65	Louisiana Tech	Greensboro, N.C.
1980	Old Dominion, TENNESSEE , South Carolina, Southern California	68-53	TENNESSEE	Mt. Pleasant, Mich.
1981	Louisiana Tech, TENNESSEE , Old Dominion, Southern California	79-59	TENNESSEE	Eugene, Ore.
1982	Rutgers, Texas, Villanova, Wayland Baptist	83-77	Texas	Philadelphia, Pa.

YEAR NCAA FINAL FOUR TEAMS

YEAR	CHAMPION	SCORE	RUNNER-UP	SITE
1982	Louisiana Tech, Cheyney, TENNESSEE , Maryland	76-62	Cheyney	Norfolk, Va.
1983	Southern California, Louisiana Tech, Georgia, Old Dominion	69-67	Louisiana Tech	Norfolk, Va.
1984	Southern California, TENNESSEE , Cheyney, Louisiana Tech	72-61	TENNESSEE	Los Angeles, Calif.
1985	Old Dominion, Georgia, Western Kentucky, Northeast Louisiana	70-65	Georgia	Austin, Texas
1986	Texas, Southern California, TENNESSEE , Western Kentucky	97-81	Southern California	Lexington, Ky.
1987	TENNESSEE , Louisiana Tech, Long Beach State, Texas	67-44	Louisiana Tech	Austin, Texas
1988	Louisiana Tech, Auburn, TENNESSEE , Long Beach State	56-54	Auburn	Tacoma, Wash.
1989	TENNESSEE , Auburn, Maryland, Louisiana Tech	76-60	Auburn	Tacoma, Wash.
1990	Stanford, Auburn, Virginia, Louisiana Tech	88-81	Auburn	Knoxville, Tenn.
1991	TENNESSEE , Virginia, Stanford, Connecticut	*70-67	Virginia	New Orleans, La.
1992	Stanford, Western Kentucky, Southwest Missouri, Virginia	78-62	Western Kentucky	Los Angeles, Calif.
1993	Texas Tech, Ohio State, Iowa, Vanderbilt	84-82	Ohio State	Atlanta, Ga.
1994	North Carolina, Louisiana Tech, Alabama, Purdue	60-59	Louisiana Tech	Richmond, Va.
1995	Connecticut, TENNESSEE , Georgia, Stanford	70-64	TENNESSEE	Minneapolis, Minn.
1996	TENNESSEE , Georgia, Connecticut, Stanford	83-65	Georgia	Charlotte, N.C.
1997	TENNESSEE , Old Dominion, Notre Dame, Stanford	68-59	Old Dominion	Cincinnati, Ohio
1998	TENNESSEE , Louisiana Tech, Arkansas, North Carolina State	93-75	Louisiana Tech	Kansas City, Mo.
1999	Purdue, Duke, Georgia, Louisiana Tech	62-45	Duke	San Jose, Calif.
2000	Connecticut, TENNESSEE , Penn State, Rutgers	72-51	TENNESSEE	Philadelphia, Pa.
2001	Notre Dame, Purdue, Connecticut, Southwest Missouri State	68-66	Purdue	St. Louis, Mo.
2002	Connecticut, Oklahoma, Duke, TENNESSEE	82-70	Oklahoma	San Antonio, Texas
2003	Connecticut, TENNESSEE , Duke, Texas	73-68	TENNESSEE	Atlanta, Ga.
2004	Connecticut, TENNESSEE , LSU, Minnesota	70-61	TENNESSEE	New Orleans, La.
2005	Baylor, Michigan State, LSU, TENNESSEE	84-62	Michigan State	Indianapolis, Ind.
2006	Maryland, Duke, LSU, North Carolina	*78-75	Duke	Boston, Mass.
2007	TENNESSEE , Rutgers, North Carolina, LSU	59-46	Rutgers	Cleveland, Ohio
2008	TENNESSEE , Stanford, LSU, Connecticut	64-48	Stanford	Tampa, Fla.
2009	Connecticut, Louisville, Oklahoma, Stanford	76-54	Louisville	St. Louis, Mo.
2010	Connecticut, Baylor, Oklahoma, Stanford	53-47	Stanford	San Antonio, Texas
2011	Texas A&M, Notre Dame, Stanford, Connecticut	76-70	Notre Dame	Indianapolis, Ind.
2012	Baylor, Notre Dame, Stanford, Connecticut	80-61	Notre Dame	Denver, Colo.
2013	Connecticut, Louisville, California, Notre Dame	93-60	Louisville	New Orleans, La.
2014	Connecticut, Notre Dame, Stanford, Maryland	79-58	Notre Dame	Nashville, Tenn.
2015	Connecticut, Notre Dame, South Carolina, Maryland	63-53	Notre Dame	Tampa, Fla.
2016	Connecticut, Syracuse, Oregon State, Washington	82-51	Syracuse	Indianapolis, Ind.
2017	South Carolina, Mississippi State, Stanford, Connecticut	67-55	Mississippi State	Dallas, Texas
2018	Notre Dame, Mississippi State, Louisville, Connecticut	61-58	Mississippi State	Columbus, Ohio
2019	Baylor, Notre Dame, Connecticut, Oregon	82-81	Notre Dame	Tampa, Fla.
2021	Stanford, Arizona, Stanford, UConn	54-53	Arizona	San Antonio, Texas
2022	South Carolina, Connecticut, Louisville, Stanford	64-49	UConn	Minneapolis, Minn.

*denotes overtime game #No tournament held in 2020 due to coronavirus (COVID-19) global health crisis



The Lady Vols are the only school to play in all 40 NCAA Women's Basketball Tournaments, advancing to 18 NCAA Final Fours and winning eight NCAA National Championships. Those titles came in 1987, 1989, 1991, 1996, 1997, 1998, 2007 and 2008.

ALL-TIME NCAA TOURNAMENT SEEDING

ALL-TIME NCAA TOURNAMENT NO. 1 SEEDS

Year	East	Midwest	Midwest	West
1982*	Old Dominion	So. California	Louisiana Tech	Long Beach St.
1983	Cheyney	TENNESSEE	Louisiana Tech	So. California
1984*	Old Dominion	Georgia	Louisiana Tech	So. California
1985	Old Dominion	Texas	Louisiana Tech	Long Beach St.
1986*	Virginia	Georgia	Texas	So. California
1987**	Texas	Auburn	Louisiana Tech	Long Beach St.
1988*	TENNESSEE	Auburn	Texas	Iowa
1989**	TENNESSEE	Auburn	Louisiana Tech	Maryland
1990	TENNESSEE	Washington	Louisiana Tech	Stanford
1991**	Penn State	TENNESSEE	Virginia	Georgia
1992	Virginia	TENNESSEE	Iowa	Stanford
1993	Ohio State	TENNESSEE	Vanderbilt	Stanford
1994	Connecticut	TENNESSEE	Penn State	Purdue
1995*	Connecticut	TENNESSEE	Colorado	Vanderbilt
1996**	TENNESSEE	Connecticut	Louisiana Tech	Stanford
1997**	UNC	TENNESSEE	Connecticut	Stanford
1998**	Old Dominion	TENNESSEE	Texas Tech	Stanford
1999	TENNESSEE	Connecticut	Purdue	Louisiana Tech
2000*	Connecticut	TENNESSEE	Louisiana Tech	Georgia
2001	Connecticut	TENNESSEE	Notre Dame	Duke
2002*	Duke	Connecticut	Vanderbilt	Oklahoma
2003*	Connecticut	TENNESSEE	Duke	LSU
2004*	Penn State	Duke	TENNESSEE	Texas
2005*	UNC	TENNESSEE	Michigan State	LSU
	Tempe	Philadelphia	Kansas City	Chattanooga
2006	Duke	North Carolina	LSU	Ohio State
	Bridgeport	Cleveland	San Antonio	Albuquerque
2007**	Duke	TENNESSEE	North Carolina	Connecticut
	Greensboro	Dayton	Dallas	Fresno
2008**	Connecticut	TENNESSEE	North Carolina	Stanford
	Greensboro	Oklahoma City	New Orleans	Spokane
2009	Connecticut	Duke	Maryland	Oklahoma
	Trenton	Berkeley	Raleigh	Oklahoma City
2010	Connecticut	TENNESSEE	Stanford	Nebraska
	Dayton	Memphis	Sacramento	Kansas City
2011	TENNESSEE	Connecticut	Stanford	Baylor
	Dayton	Philadelphia	Spokane	Dallas
2012	Notre Dame	Connecticut	Stanford	Baylor
	Raleigh	Kingston	Fresno	Des Moines
2013	Baylor	Stanford	Notre Dame	Connecticut
	Oklahoma City	Spokane	Norfolk	Bridgeport
2014	Connecticut	South Carolina	Notre Dame	TENNESSEE
	Lincoln	Stanford	Notre Dame	Louisville
2015	Connecticut	Notre Dame	South Carolina	Maryland
	Albany	Oklahoma City	Greensboro	Spokane
2016	Connecticut	Baylor	South Carolina	Notre Dame
	Bridgeport	Dallas	Sioux Falls	Lexington
2017	Connecticut	Mississippi State	South Carolina	Stanford
	Bridgeport	Oklahoma City	Stockton	Lexington

2018	Notre Dame	Mississippi State	UConn	Louisville
	Spokane	Kansas City	Albany	Lexington
2019	Baylor	Notre Dame	Oregon	Louisville
	Greensboro	Chicago	Portland	Albany
2021	Stanford	UConn	South Carolina	NC State
	Alamo	River Walk	Hemisfair	Mercado
2022	South Carolina	UConn	Louisville	Stanford
	Greensboro	Bridgeport	Wichita	Spokane

(Key: *UT advanced to Final Four; **UT NCAA Champions)

SEEDING THROUGH THE YEARS

Year	Seed	Region	Result
1982	#2	Midwest	Final Four (3rd)
1983	#1	Midwest	lost in regional final
1984	#3	Midwest	Final Four (2nd)
1985	#3	Midwest	lost in regional semis
1986	#4	Midwest	Final Four (3rd)
1987	#2	Midwest	NCAA Champions
1988	#1	East	Final Four (3rd)
1989	#1	East	NCAA Champions
1990	#1	East	lost in regional final (OT)
1991	#1	Midwest	NCAA Champions
1992	#1	Midwest	lost in regional semis
1993	#1	Midwest	lost in regional final
1994	#1	Midwest	lost in regional semis
1995	#1	Midwest	Final Four (2nd)
1996	#1	East	NCAA Champions
1997	#3	Midwest	NCAA Champions
1998	#1	Midwest	NCAA Champions
1999	#1	East	lost in regional final
2000	#1	Midwest	Final Four (2nd)
2001	#1	Midwest	lost in regional semis
2002	#2	Midwest	Final Four (3rd)
2003	#1	Midwest	Final Four (2nd)
2004	#1	Midwest	Final Four (2nd)
2005	#1	Philadelphia	Final Four (3rd)
2006	#2	Cleveland	lost in regional final
2007	#1	Dayton	NCAA Champions
2008	#1	Oklahoma City	NCAA Champions
2009	#5	Berkeley	lost in first round
2010	#1	Memphis	lost in regional semis
2011	#1	Dayton	lost in regional final
2012	#2	Des Moines	lost in regional final
2013	#2	Oklahoma City	lost in regional final
2014	#1	Louisville	lost in regional semis
2015	#2	Spokane	lost in regional final
2016	#7	Sioux Falls	lost in regional final
2017	#5	Oklahoma City	lost in second round
2018	#3	Lexington	lost in second round
2019	#11	Albany	lost in first round
2021	#3	River Walk	lost in second round
2022	#4	Wichita	lost in regional semis

TENNESSEE NCAA TOURNAMENT STATISTICS

	FG-FGA	PCT	3FG-FGA	PCT	FT-FTA	PCT	REB-AVG	PF	PTS-AVG	AS	TO	BK	ST
1982 - 4 games	FG-FGA	PCT	3FG-FGA	PCT	FT-FTA	PCT	REB-AVG	PF	PTS-AVG	AS	TO	BK	ST
UT	105-220	.477			77-99	.778	147-36.8	81	287-71.8	53	82	10	40
OPP	109-253	.431			60-89	.674	157-39.3	88	278-69.5	30	81	15	38
1983 - 3 games	FG-FGA	PCT	3FG-FGA	PCT	FT-FTA	PCT	REB-AVG	PF	PTS-AVG	AS	TO	BK	ST
UT	91-188	.484			57-83	.687	153-51.0	75	239-79.7	41	62	7	27
OPP	79-203	.389			43-70	.614	101-33.7	74	201-67.0	24	60	8	28
1984 - 5 games	FG-FGA	PCT	3FG-FGA	PCT	FT-FTA	PCT	REB-AVG	PF	PTS-AVG	AS	TO	BK	ST
UT	138-299	.462			75-106	.708	220-44.0	91	351-70.2	73	85	5	38
OPP	126-316	.399			64-86	.744	167-33.4	97	316-63.2	35	79	20	31
1985 - 2 games	FG-FGA	PCT	3FG-FGA	PCT	FT-FTA	PCT	REB-AVG	PF	PTS-AVG	AS	TO	BK	ST
UT	47-115	.409			31-42	.738	86-43.0	48	125-62.5	18	39	7	12
OPP	45-103	.437			38-55	.509	70-35.0	36	118-59.0	20	43	6	21
1986 - 4 games	FG-FGA	PCT	3FG-FGA	PCT	FT-FTA	PCT	REB-AVG	PF	PTS-AVG	AS	TO	BK	ST
UT	121-274	.442			42-78	.538	170-42.5	80	284-71.0	69	59	6	23
OPP	118-254	.465			62-85	.729	156-39.0	77	298-74.5	49	63	18	27
1987 - 5 games	FG-FGA	PCT	3FG-FGA	PCT	FT-FTA	PCT	REB-AVG	PF	PTS-AVG	AS	TO	BK	ST
UT	146-305	.479			89-125	.712	229-45.8	104	379-75.8	90	83	13	42
OPP	112-300	.373			62-112	.554	176-35.2	111	286-57.2	48	92	20	32
1988 - 4 games	FG-FGA	PCT	3FG-FGA	PCT	FT-FTA	PCT	REB-AVG	PF	PTS-AVG	AS	TO	BK	ST
UT	122-241	.506	2-10	.200	63-79	.797	160-40.0	72	309-77.3	55	71	15	32
OPP	110-263	.418	4-20	.200	38-59	.644	142-35.7	72	262-65.5	48	78	6	38
1989 - 5 games	FG-FGA	PCT	3FG-FGA	PCT	FT-FTA	PCT	REB-AVG	PF	PTS-AVG	AS	TO	BK	ST
UT	156-322	.484	0-2	.000	106-141	.752	221-44.2	64	418-83.6	78	83	16	53
OPP	132-317	.416	10-40	.250	39-55	.709	156-31.2	116	313-62.6	53	104	8	36
1990 - 3 games	FG-FGA	PCT	3FG-FGA	PCT	FT-FTA	PCT	REB-AVG	PF	PTS-AVG	AS	TO	BK	ST
UT	91-199	.457	1-10	.100	59-96	.615	137-45.7	57	242-80.7	39	51	5	35
OPP	76-170	.447	11-29	.379	46-67	.687	109-36.3	72	209-69.7	32	68	12	22
1991 - 5 games	FG-FGA	PCT	3FG-FGA	PCT	FT-FTA	PCT	REB-AVG	PF	PTS-AVG	AS	TO	BK	ST
UT	117-287	.408	12-35	.343	84-135	.622	224-44.8	100	330-66	57	90	17	39
OPP	114-286	.399	14-40	.350	58-89	.652	175-35.0	112	300-60	47	84	21	36

TENNESSEE NCAA TOURNAMENT STATISTICS

Year/Season	FG-FGA	PCT	3FG-FGA	PCT	FT-FTA	PCT	REB-AVG	PF	PTS-AVG	AS	TO	BK	ST
1992 - 2 games													
UT	60-134	.448	10-31	.323	37-55	.673	87-43.5	47	167-83.5	27	33	0	22
OPP	47-105	.448	5-11	.454	32-52	.615	70-35.0	48	131-65.5	19	46	8	15
1993 - 3 games													
UT	83-204	.407	11-32	.348	42-67	.627	130-43.3	56	219-73.0	38	37	8	37
OPP	72-157	.459	7-13	.538	41-56	.732	10A5-35.0	59	192-64.0	33	54	11	13
1994 - 3 games													
UT	87-182	.478	10-29	.344	73-103	.708	137-45.6	49	257-85.6	47	44	7	39
OPP	72-165	.436	7-20	.350	23-43	.534	83-27.6	74	174-58.0	31	56	3	17
1995 - 6 games													
UT	179-384	.466	15-45	.333	97-127	.764	280-46.7	86	470-78.3	115	90	16	53
OPP	139-371	.375	19-69	.275	51-81	.630	200-33.3	113	348-58.0	62	98	20	47
1996 - 6 games													
UT	198-418	.474	16-40	.400	97-144	.674	281-46.8	85	509-84.8	101	76	14	63
OPP	150-381	.394	30-105	.286	56-81	.691	216-36.0	112	386-63.3	76	103	23	37
1997 - 6 games													
UT	179-352	.509	23-50	.460	100-144	.694	232-38.7	91	481-80.2	76	111	16	65
OPP	155-369	.420	26-92	.283	50-76	.658	194-32.3	114	386-64.3	80	124	11	63
1998 - 6 games													
UT	196-427	.459	14-47	.298	125-175	.714	284-47.3	90	531-88.5	93	94	39	67
OPP	145-392	.370	27-81	.333	66-95	.695	234-39.0	136	383-63.8	64	144	17	51
1999 - 4 games													
UT	134-284	.472	12-38	.316	53-85	.624	166-41.5	61	332-83.3	51	49	15	51
OPP	87-210	.414	15-40	.375	48-65	.738	132-33.0	85	237-59.3	48	93	14	17
2000 - 6 games													
UT	141-342	.412	24-64	.375	109-154	.708	251-41.8	93	415-69.2	74	99	28	61
OPP	129-344	.375	18-75	.240	47-79	.595	204-34.0	133	323-53.8	76	121	20	47
2001 - 3 games													
UT	84-200	.420	16-46	.348	53-67	.791	146-48.7	53	237-79.0	47	45	13	22
OPP	72-184	.391	17-64	.266	32-47	.681	95-31.7	51	193-64.3	35	41	9	26
2002 - 5 games													
UT	134-332	.404	19-58	.328	91-115	.791	219-43.8	91	378-75.6	69	62	22	47
OPP	114-288	.396	28-91	.308	61-89	.685	180-36.0	91	317-63.4	64	83	31	28
2003 - 6 games													
UT	171-361	.474	32-86	.372	95-128	.742	267-44.5	73	469-78.2	86	77	25	50
OPP	126-355	.355	36-109	.330	42-53	.792	173-28.8	107	330-55.0	61	85	16	33
2004 - 6 games													
UT	154-365	.422	23-73	.315	71-100	.710	255-42.5	90	402-67.0	77	81	24	37
OPP	134-357	.375	27-84	.321	67-94	.713	206-34.1	91	362-60.3	63	74	21	50
2005 - 5 games													
UT	131-310	.423	24-60	.400	81-116	.698	226-45.2	84	367-73.4	63	81	27	56
OPP	98-286	.343	19-77	.247	58-80	.725	173-34.6	97	273-54.6	44	97	15	55
2006 - 4 games													
UT	108-233	.464	21-62	.339	70-95	.737	159-39.8	59	307-76.8	68	68	30	37
OPP	95-240	.396	19-55	.345	42-53	.792	131-32.8	81	253-62.8	56	65	13	36
2007 - 6 games													
UT	154-353	.436	27-81	.333	87-121	.719	242-40.3	84	427-70.3	83	78	31	57
OPP	109-315	.346	18-75	.240	59-80	.738	190-31.7	104	295-49.2	54	109	15	32
2008 - 6 games													
UT	150-362	.414	29-86	.337	81-118	.686	245-40.8	98	410-68.3	74	89	29	64
OPP	120-323	.372	17-65	.262	53-90	.589	206-34.3	108	310-51.7	57	119	15	45
2009 - 1 game													
UT	23-66	.348	2-8	.250	11-11	.636	44-44.0	16	55-55.0	15	16	4	5
OPP	24-54	.444	7-19	.368	16-20	.800	34-34.0	12	71-71.0	7	13	1	7
2010 - 3 games													
UT	97-219	.443	16-46	.348	19-40	.475	133-44.3	47	229-76.3	51	30	18	21
OPP	69-171	.404	10-34	.294	35-44	.795	106-35.3	41	183-61.0	31	47	21	12
2011 - 4 games													
UT	127-272	.467	20-59	.339	48-76	.632	195-48.4	54	322-80.5	63	46	21	26
OPP	95-251	.378	23-69	.333	39-52	.750	128-32.0	68	252-63.0	52	53	14	22
2012 - 4 games													
UT	102-271	.376	23-83	.277	50-64	.781	191-47.8	51	277-69.3	50	47	18	28
OPP	96-258	.372	19-66	.288	36-46	.783	149-37.3	54	247-61.2	49	44	18	22
2013 - 4 games													
UT	109-244	.447	21-66	.318	64-86	.744	162-40.5	63	303-75.8	55	61	19	45
OPP	92-263	.350	24-97	.247	51-65	.785	162-40.5	65	259-64.8	36	71	14	27
2014 - 3 games													
UT	68-168	.405	9-26	.346	54-70	.771	127-42.3	46	199-66.3	35	49	13	23
OPP	65-177	.367	11-47	.234	29-46	.630	104-34.7	66	170-56.7	36	48	2	25
2015 - 4 games													
UT	98-268	.366	20-67	.299	54-68	.794	175-43.8	61	270-67.5	51	48	13	26
OPP	97-229	.424	22-59	.373	39-52	.750	141-35.2	66	255-63.8	46	55	21	23
2016 - 4 games													
UT	105-234	.449	12-45	.267	57-74	.770	173-43.2	63	279-69.8	60	61	10	20
OPP	97-255	.380	33-97	.340	41-54	.759	130-32.5	79	268-67.0	44	38	8	38
2017 - 2 games													
UT	42-112	.375	5-23	.217	41-60	.683	86-43.0	30	130-65.0	20	22	8	10
OPP	50-131	.382	11-36	.306	21-30	.700	80-40.0	43	132-66.0	27	19	3	9
2018 - 2 games													
UT	61-131	.466	9-34	.265	28-46	.609	84-42.0	35	159-79.5	37	26	5	18
OPP	44-112	.393	11-40	.275	27-36	.750	66-33.0	39	126-63.0	25	34	4	11
2019 - 1 game													
UT	30-65	.462	4-15	.267	13-25	.520	40-40.0	23	77-77.0	17	16	3	4
OPP	31-73	.425	7-20	.350	20-25	.800	43-43.0	20	89-89.0	15	9	4	7
2021 - 2 games													
UT	54-125	.432	4-26	.154	30-38	.789	96-48.0	31	142-71.0	20	37	14	15
OPP	46-128	.359	16-53	.302	24-29	.828	63-31.5	27	127-66.0	25	27	1	20
2022 - 3 games													
UT	81-202	.401	11-47	.234	41-62	.661	151-50.3	45	214-71.3	43	46	16	36
OPP	81-215	.377	24-81	.296	24-41	.585	115-38.6	60	210-70.0	44	32	11	30
1982-2022 - 160 games													
FG-FGA	4474-10,070	.444	497-1540	.323	2551-3618	.705	7011-43.8	2627	11,994-75.0	2278	2424	587	1426
UT													
OPP	3772-9624	.392	592-1973	.300	1740-2521	.690	5522-34.5	2999	9,866-61.7	1746	2754	518	1174

#No tournament held in 2020 due to coronavirus (COVID-19) global health crisis

GENERAL
STAFF
PLAYERS
REVIEW
HISTORY
FACILITIES
NCAA
SEC
RECORDS
MEDIA INFO



TENNESSEE IN THE POSTSEASON

Date	Opponent	UT	Opp
■ 1977 – AIAW Third in the Nation			
<i>AIAW Region II Championships, Memphis, Tenn.</i>			
Mar. 10	Clemson	84	46
Mar. 11	Old Dominion	61	60
Mar. 12	Tennessee Tech	72	59
<i>AIAW Championships, Minneapolis, Minn.</i>			
Mar. 23	Michigan State	76	62
Mar. 24	Kansas State	81	69
Mar. 25	Delta State	58	62
Mar. 26	Immaculata	91	71
■ 1978			
<i>AIAW Region II Championships, Chapel Hill, N.C.</i>			
Mar. 9	North Carolina	92	66
Mar. 10	Kentucky	76	60
Mar. 11	North Carolina State	64	62
<i>AIAW South Satellite Tournament, Cleveland, Miss.</i>			
Mar. 17	Maryland	69	75
Mar. 18	Valdosta State	80	83
■ 1979 – AIAW Third in the Nation			
<i>AIAW Region II Championships, Knoxville, Tenn.</i>			
Mar. 8	Clemson	89	61
Mar. 9	South Carolina	76	64
Mar. 10	Old Dominion	72	74
<i>AIAW East Satellite Tournament, Bronx, N.Y.</i>			
Mar. 16	Rutgers	79	69
Mar. 17	Fordham	76	54
<i>AIAW Championships, Greensboro, N.C.</i>			
Mar. 23	Louisiana Tech	84	102
Mar. 25	UCLA	104	86
■ 1980 – AIAW Runner-Up			
<i>AIAW Region II Championships, Knoxville, Tenn., and Columbia, S.C.</i>			
Mar. 5	Clemson	95	79
Mar. 7	South Carolina	67	54
Mar. 8	Old Dominion	67	68
<i>AIAW South Satellite Tournament, Knoxville, Tenn.</i>			
Mar. 15	Kansas State	84	64
Mar. 18	Maryland	93	76
<i>AIAW Championships, Mount Pleasant, Mich.</i>			
Mar. 21	South Carolina	75	72
Mar. 23	Old Dominion	53	68
■ 1981 – AIAW Runner-Up			
<i>AIAW Region II Championships, Knoxville, Tenn., and Norfolk, Va.</i>			
Mar. 10	Virginia	81	54
Mar. 13	Kentucky	58	49
Mar. 14	Old Dominion	65	64
<i>AIAW National Playoffs, Knoxville, Tenn.</i>			
Mar. 21	Illinois State	78	63
Mar. 24	Maryland	79	67
<i>AIAW Championships, Eugene, Ore.</i>			
Mar. 27	Old Dominion	68	65
Mar. 29	Louisiana Tech	59	79
■ 1982 – NCAA Third in the Nation			
<i>NCAA First Round, Knoxville, Tenn.</i>			
Mar. 13	Jackson State	72	56
<i>NCAA Midwest Regional Championships, Knoxville, Tenn.</i>			
Mar. 19	Memphis State	78	63
Mar. 21	Southern Calif. (OT)	91	90
<i>NCAA Final Four, Norfolk, Va.</i>			
Mar. 26	Louisiana Tech	46	69
■ 1983			
<i>NCAA First Round, Knoxville, Tenn.</i>			
Mar. 19	South Carolina State	86	51
<i>NCAA Midwest Regional Championships, South Bend, Ind.</i>			
Mar. 25	Mississippi (3 OT)	90	83
Mar. 27	Georgia	63	67
■ 1984 – NCAA Runner-Up			
<i>NCAA First Round, Knoxville, Tenn.</i>			
Mar. 17	Middle Tennessee State	70	52
<i>NCAA Midwest Regional Championships, Knoxville, Tenn.</i>			
Mar. 23	Alabama	65	58
Mar. 25	Georgia	73	61
<i>NCAA Final Four, Los Angeles, Calif.</i>			
Mar. 30	Cheyney	82	73
Apr. 1	Southern California	61	72
■ 1985			
<i>NCAA First Round, Knoxville, Tenn.</i>			

Date	Opponent	UT	Opp
Mar. 16	Virginia	65	55
<i>NCAA Midwest Regional Championships, Bowling Green, Ky.</i>			
Mar. 22	Mississippi	60	63
■ 1986 – NCAA Third in the Nation			
<i>NCAA First Round, Knoxville, Tenn.</i>			
Mar. 16	Iowa	73	68
<i>NCAA Midwest Regional Championships, Iowa City, Iowa</i>			
Mar. 20	Georgia	85	82
Mar. 22	Louisiana State	67	65
<i>NCAA Final Four, Lexington, Ky.</i>			
Mar. 28	Southern California	59	83
■ 1987 – NCAA Champion			
<i>NCAA First Round, Knoxville, Tenn.</i>			
Mar. 15	Tennessee Tech	95	59
<i>NCAA Midwest Regional Championships, Knoxville, Tenn.</i>			
Mar. 19	Virginia	66	58
Mar. 21	Auburn	77	61
<i>NCAA Final Four, Austin, Texas</i>			
Mar. 27	Long Beach State	74	64
Mar. 29	Louisiana Tech	67	44
■ 1988 – NCAA Third in the Nation			
<i>NCAA Second Round, Knoxville, Tenn.</i>			
Mar. 18	Wake Forest	94	66
<i>NCAA East Regional Championships, Norfolk, Va.</i>			
Mar. 24	James Madison	72	52
Mar. 26	Virginia	84	76
<i>NCAA Final Four, Tacoma, Wash.</i>			
Apr. 1	Louisiana Tech	59	68
■ 1989 – NCAA Champion			
<i>NCAA Second Round, Knoxville, Tenn.</i>			
Mar. 18	LaSalle	91	61
<i>NCAA East Regional Championships, Bowling Green, Ky.</i>			
Mar. 23	Virginia	80	47
Mar. 25	Long Beach State	94	80
<i>NCAA Final Four, Tacoma, Wash.</i>			
Mar. 31	Maryland	77	65
Apr. 2	Auburn	76	60
■ 1990			
<i>NCAA Second Round, Knoxville, Tenn.</i>			
Mar. 17	Old Dominion	87	68
<i>NCAA East Regional Championships, Norfolk, Va.</i>			
Mar. 22	Clemson	80	62
Mar. 24	Virginia (OT)	75	79
■ 1991 – NCAA Champion			
<i>NCAA Second Round, Knoxville, Tenn.</i>			
Mar. 17	SW Missouri State	55	47
<i>NCAA Midwest Regional Championships, Knoxville, Tenn.</i>			
Mar. 21	Western Kentucky	68	61
Mar. 23	Auburn	69	65
<i>NCAA Final Four, New Orleans, La.</i>			
Mar. 30	Stanford	68	60
Mar. 31	Virginia (OT)	70	67
■ 1992			
<i>NCAA Second Round, Knoxville, Tenn.</i>			
Mar. 21	Rutgers	97	56
<i>NCAA Midwest Regional Championships, West Lafayette, Ind.</i>			
Mar. 26	Western Kentucky	70	75
■ 1993			
<i>NCAA Second Round, Knoxville, Tenn.</i>			
Mar. 20	Northwestern	89	66
<i>NCAA Midwest Regional Championships, Iowa City, Iowa</i>			
Mar. 25	North Carolina	74	54
Mar. 27	Iowa	56	72
■ 1994			
<i>NCAA First Round, Knoxville, Tenn.</i>			
Mar. 16	North Carolina A&T	111	37
<i>NCAA Second Round, Knoxville, Tenn.</i>			
Mar. 19	Clemson	78	66
<i>NCAA Midwest Regional Championships, Fayetteville, Ark.</i>			
Mar. 24	Louisiana Tech	68	71
■ 1995 – NCAA Runner-Up			
<i>NCAA First and Second Rounds, Knoxville, Tenn.</i>			
Mar. 16	Florida A&M	96	59

Date	Opponent	UT	Opp
Mar. 18	Florida International	70	44
<i>NCAA Midwest Regional Championships, Knoxville, Tenn.</i>			
Mar. 23	Western Kentucky	87	65
Mar. 25	Texas Tech	80	59
<i>NCAA Final Four, Minneapolis, Minn.</i>			
Apr. 1	Georgia	73	51
Apr. 2	Connecticut	64	70
■ 1996 – NCAA Champion			
<i>NCAA First and Second Rounds, Knoxville, Tenn.</i>			
Mar. 16	Radford	97	56
Mar. 18	Ohio State	97	65
<i>NCAA East Regional Championships, Charlottesville, Va.</i>			
Mar. 23	Kansas	92	71
Mar. 25	Virginia	52	46
<i>NCAA Final Four, Charlotte, N.C.</i>			
Mar. 29	Connecticut (OT)	88	83
Mar. 31	Georgia	83	65
■ 1997 – NCAA Champion			
<i>NCAA First and Second Rounds, Knoxville, Tenn.</i>			
Mar. 15	Grambling State	91	54
Mar. 17	Oregon	76	59
<i>NCAA Midwest Regional Championships, Iowa City, Iowa</i>			
Mar. 22	Colorado	75	67
Mar. 24	Connecticut	91	81
<i>NCAA Final Four, Cincinnati, Ohio</i>			
Mar. 28	Notre Dame	80	66
Mar. 30	Old Dominion	68	59
■ 1998 – NCAA Champion			
<i>NCAA First and Second Rounds, Knoxville, Tenn.</i>			
Mar. 14	Liberty	102	58
Mar. 16	Western Kentucky	82	62
<i>NCAA Midwest Regional Championships, Nashville, Tenn.</i>			
Mar. 21	Rutgers	92	60
Mar. 23	North Carolina	76	70
<i>NCAA Final Four, Kansas City, Mo.</i>			
Mar. 27	Arkansas	86	58
Mar. 29	Louisiana Tech	93	75
■ 1999			
<i>NCAA First and Second Rounds, Knoxville, Tenn.</i>			
Mar. 13	Appalachian State	113	54
Mar. 15	Boston College	89	62
<i>NCAA East Regional Championships, Greensboro, N.C.</i>			
Mar. 20	Virginia Tech	68	52
Mar. 22	Duke	63	69
■ 2000 – NCAA Runner-Up			
<i>NCAA First and Second Rounds, Knoxville, Tenn.</i>			
Mar. 18	Furman	90	38
Mar. 20	Arizona	75	60
<i>NCAA Midwest Regional Championships, Memphis, Tenn.</i>			
Mar. 25	Virginia	77	56
Mar. 27	Texas Tech	57	44
<i>NCAA Final Four, Philadelphia, Pa.</i>			
Mar. 31	Rutgers	64	54
Apr. 2	Connecticut	52	71
■ 2001			
<i>NCAA First and Second Rounds, Knoxville, Tenn.</i>			
Mar. 16	Austin Peay	80	38
Mar. 18	St. Mary's (Calif.)	92	75
<i>NCAA Midwest Regional Championships, Birmingham, Ala.</i>			
Mar. 24	Xavier	65	80
■ 2002 – NCAA Third in the Nation			
<i>NCAA First and Second Rounds, Knoxville, Tenn.</i>			
Mar. 15	Georgia State	98	68
Mar. 17	Notre Dame	89	50
<i>NCAA Midwest Regional Championships, Ames, Iowa</i>			
Mar. 23	Brigham Young	68	57
Mar. 25	Vanderbilt	68	63
<i>NCAA Final Four, San Antonio, Texas</i>			
Mar. 29	Connecticut	56	79

TENNESSEE IN THE POSTSEASON

Date	Opponent	UT	Opp
■ 2003 – NCAA Runner-Up			
<i>NCAA First and Second Rounds, Knoxville, Tenn.</i>			
Mar. 22	Alabama State	95	43
Mar. 24	Virginia	81	51
<i>NCAA Midwest Regional Championships, Knoxville, Tenn.</i>			
Mar. 29	Penn State	86	58
Mar. 31	Villanova	73	49
<i>NCAA Final Four, Atlanta, Ga.</i>			
Apr. 6	Duke	66	56
Apr. 8	Connecticut	68	73
■ 2004 – NCAA Runner-Up			
<i>NCAA First and Second Rounds, Tallahassee, Fla.</i>			
Mar. 20	Colgate	77	54
Mar. 22	DePaul	79	59
<i>NCAA Midwest Regional Championships, Norman, Okla.</i>			
Mar. 28	Baylor	71	69
Mar. 30	Stanford	62	60
<i>NCAA Final Four, New Orleans, La.</i>			
Apr. 4	LSU	52	50
Apr. 6	Connecticut	61	70
■ 2005 – NCAA Third in Nation			
<i>NCAA First and Second Rounds, Knoxville, Tenn.</i>			
Mar. 20	Western Carolina	94	43
Mar. 22	Purdue	75	54
<i>NCAA Philadelphia East Regional Championships, Philadelphia, Pa.</i>			
Mar. 27	Texas Tech	75	59
Mar. 29	Rutgers	59	49
<i>NCAA Final Four, Indianapolis, Ind.</i>			
Apr. 3	Michigan State	64	68
■ 2006			
<i>NCAA First and Second Rounds, Norfolk, Va.</i>			
Mar. 19	Army	102	54
Mar. 21	George Washington	66	53
<i>NCAA Cleveland Regional Championships, Cleveland, Ohio</i>			
Mar. 26	Rutgers	76	69
Mar. 28	North Carolina	63	75
■ 2007 – NCAA Champion			
<i>NCAA First and Second Rounds, Pittsburgh, Pa.</i>			
Mar. 18	Drake	76	37
Mar. 20	Pittsburgh	68	54
<i>NCAA Dayton Regional Championships, Dayton, Ohio</i>			
Mar. 25	Marist	65	46
Mar. 27	Mississippi	98	62
<i>NCAA Final Four, Cleveland, Ohio</i>			
Apr. 1	North Carolina	56	50
Apr. 3	Rutgers	59	46
■ 2008 – NCAA Champion			
<i>NCAA First and Second Rounds, West Lafayette, Ind.</i>			
Mar. 23	Oral Roberts	94	55
Mar. 25	Purdue	78	52
<i>NCAA Oklahoma City Regional Championships, Oklahoma City, Okla.</i>			
Mar. 30	Notre Dame	74	64
Apr. 1	Texas A&M	53	45
<i>NCAA Final Four, Tampa, Fla.</i>			
Apr. 6	LSU	47	46
Apr. 8	Stanford	64	48
■ 2009			
<i>NCAA First Round, Bowling Green, Ky.</i>			
Mar. 22	Ball State	55	71
■ 2010			
<i>NCAA First and Second Rounds, Knoxville, Tenn.</i>			
Mar. 20	Austin Peay	75	42
Mar. 22	Dayton	92	64
<i>NCAA Memphis Regional Championships, Memphis, Tenn.</i>			
Mar. 27	Baylor	62	77
■ 2011			
<i>NCAA First and Second Rounds, Knoxville, Tenn.</i>			
Mar. 19	Stetson	99	34
Mar. 21	Marquette	79	70

Date	Opponent	UT	Opp
<i>NCAA Dayton Regional Championships, Dayton, Ohio</i>			
Mar. 26	Ohio State	85	75
Mar. 28	Notre Dame	59	73
■ 2012			
<i>NCAA First and Second Rounds, Chicago, Ill.</i>			
Mar. 17	UT-Martin	72	49
Mar. 20	DePaul	63	48
<i>NCAA Des Moines Regional Championships, Des Moines, Iowa</i>			
Mar. 24	Kansas	84	73
Mar. 27	Baylor	58	77
■ 2013			
<i>NCAA First and Second Rounds, Knoxville, Tenn.</i>			
Mar. 23	Oral Roberts	83	62
Mar. 25	Creighton	68	52
<i>NCAA Oklahoma City Regional Championships, Oklahoma City, Okla.</i>			
Mar. 31	Oklahoma	74	59
Apr. 2	Louisville	78	86
■ 2014			
<i>NCAA First and Second Rounds, Knoxville, Tenn.</i>			
Mar. 22	Northwestern State	70	46
Mar. 24	St. John's	67	51
<i>NCAA Louisville Regional Championships, Louisville, Ky.</i>			
Mar. 30	Maryland	62	73
■ 2015			
<i>NCAA First and Second Rounds, Knoxville, Tenn.</i>			
Mar. 21	Boise State	72	61
Mar. 23	Pittsburgh	77	67
<i>NCAA Spokane Regional Championships, Spokane, Wash.</i>			
Mar. 28	Gonzaga (OT)	73	69
Mar. 30	Maryland	48	58
■ 2016			
<i>NCAA First and Second Rounds, Tempe, Ariz.</i>			
Mar. 18	Green Bay	59	53
Mar. 20	Arizona State	75	64
<i>NCAA Sioux Falls Regional Championships, Sioux Falls, S.D.</i>			
Mar. 25	Ohio State	78	62
Mar. 27	Syracuse	67	89

Date	Opponent	UT	Opp
■ 2017			
<i>NCAA First and Second Rounds, Louisville, Ky.</i>			
Mar. 18	Dayton	66	57
Mar. 20	Louisville	64	75
■ 2018			
<i>NCAA First and Second Rounds, Knoxville, Tenn.</i>			
Mar. 16	Liberty	100	60
Mar. 18	Oregon State	59	66
■ 2019			
<i>NCAA First Round, College Park, Md.</i>			
Mar. 23	UCLA	77	89
■ 2021			
<i>NCAA First Round, Austin, Texas</i>			
Mar. 21	Middle Tennessee	87	62
<i>NCAA Second Round, San Antonio, Texas</i>			
Mar. 23	Michigan	55	70
■ 2022			
<i>NCAA First and Second Rounds, Knoxville, Tenn.</i>			
Mar. 19	Buffalo	80	67
Mar. 21	Belmont	70	67
<i>NCAA Wichita Regional Championships, Wichita, Kan.</i>			
Mar. 26	Louisville	64	76

* No tournament held in 2020 due to coronavirus (COVID-19) global health crisis

UT RECORDS IN THE NCAA TOURNAMENT

All Games (160): 128-32

1st Rd. (34): 32-2 (H: 24-0, A: 0-1, N: 8-1)

2nd Rd. (32): 29-3 (H: 23-1, A: 4-1, N: 2-1)

Sweet 16 (35): 28-7 (H: 6-0, A: 0-0, N: 22-7)

Elite 8 (28): 18-10 (H: 6-0, A: 1-1, N: 11-9)

Final Four (18): 21-10

Final Four Semifinals (18): 13-5

Final Four Championship (13): 8-5

▶ UT NCAA RECORD VS. OPPONENTS

Entering 2023, UT has played 90 different opponents in 160 NCAA playoff games since 1982 and sports a 128-32 record. The Lady Vols have compiled the following records against the opposition:

Alabama (1-0), Alabama State (1-0), Appalachian St. (1-0), Arizona (1-0), Arizona St. (1-0), Arkansas (1-0), Army (1-0), Auburn (3-0), Austin Peay (2-0), Ball State (0-1), Baylor (1-2), Belmont (1-0), Boise State (1-0), Boston College (1-0), Buffalo (1-0), Brigham Young (1-0), Cheyney (1-0), Clemson (2-0), Colgate (1-0), Colorado (1-0), Connecticut (2-5), Creighton (1-0), Dayton (2-0), DePaul (2-0), Drake (1-0), Duke (1-1), Fla. A&M (1-0), Fla. Intl. (1-0), Furman (1-0), George Washington (1-0), Georgia (4-1), Georgia State (1-0), Green Bay (1-0), Gonzaga (1-0), Grambling (1-0), Iowa (1-1), Jackson State (1-0), James Madison (1-0), Kansas (2-0), LaSalle (1-0), Liberty (2-0), Long Beach (2-0), Louisiana State (3-0), Louisiana Tech (2-3), Louisville (0-3), Marist (1-0), Marquette (1-0), Maryland (1-2), Memphis (1-0), Michigan (0-1), Michigan State (0-1), Middle Tennessee (2-0), Mississippi (2-1), North Carolina (3-1), North Carolina A&T (1-0), Northwestern (1-0), Northwestern State (1-0), Notre Dame (3-1), Ohio State (3-0), Oklahoma (1-0), Old Dominion (2-0), Oral Roberts (2-0), Oregon (1-0), Oregon State (0-1), Penn State (1-0), Pittsburgh (1-0), Purdue (2-0), Radford (1-0), Rutgers (6-0), South Carolina State (1-0), Southern California (1-2), Southwest Missouri (1-0), Stanford (3-0), Stetson (1-0), St. John's (1-0), St. Mary's (CA) (1-0), Syracuse (0-1), Tennessee-Martin (1-0), Tennessee Tech (1-0), Texas A&M (1-0), Texas Tech (3-0), UCLA (0-1), Vanderbilt (1-0), Villanova (1-0), Virginia (8-1), Virginia Tech (1-0), Wake Forest (1-0), Western Carolina (1-0), Western Kentucky (3-1) and Xavier (0-1).

UT NCAA RECORD VS. CONFERENCES

Of the Lady Vols' previous 160 games in the NCAA Tournament since 1982, Tennessee has faced 28 different conferences. Almost half of UT's total number of games have come against teams from the Southeastern Conference (15-2), the Atlantic Coast Conference (17-7) and the Big East (16-7). The breakdown:

Atlantic Coast (17-7), Atlantic Sun (2-0), Atlantic 10 (7-1), Big Ten (8-4), Big 12 (9-2), Big East (16-7), Big South (3-0), Colonial (2-0), Conference USA (3-0), Horizon League (1-0), Metro-Atlantic (1-0), Mid-American (1-1), Mid-Eastern Athletic (3-0), Missouri Valley (3-0), Mountain West (2-0), Ohio Valley (6-0), Pac 10/12 (7-4), Patriot (2-0), Southeastern (15-2), Southern (3-0), Southland (2-0), Southwestern Athletic (3-0), Summit League (1-0), Sun Belt (5-4), Trans-American (1-0), West Coast (2-0), Western Collegiate (2-0), Independent (1-0)

- GENERAL
- STAFF
- PLAYERS
- REVIEW
- HISTORY
- FACILITIES
- NCAA
- SEC
- RECORDS
- MEDIA INFO



YEAR-BY-YEAR /// LADY VOL 46-YEAR POSTSEASON RECORD

YEAR	AP RANKING	TEAMS PLAYED IN TOURNAMENT (AP RANKING)	RECORD	FINISH
1977	5th (28-5)	#2 Immaculata, #1 Delta St., #20 Kansas State, #17 Mich. St.	3-1	3rd AIAW
1978	1st (27-4)	#8 Valdosta St., #6 Maryland	0-2	4th SER
1979	3rd (30-9)	#6 UCLA, #2 La. Tech, #19 Fordham, #7 Rutgers	3-1	3rd AIAW
1980	2nd (33-5)	#1 ODU, #4 So. Carolina, #6 Maryland, #13 Kansas State	3-1	2nd AIAW
1981	2nd (25-6)	#1 La. Tech, #3 ODU, #8 Maryland, #15 Ill. St.	3-1	2nd AIAW
1982	4th (22-10)	#1 La. Tech, #6 So. Cal, #17 Memphis St., Jackson St.	3-1	3rd NCAA
1983	10th (25-8)	#8 Georgia, #13 Ole Miss, South Carolina St.	2-1	2nd MER
1984	15th (23-10)	#5 So. Cal, #9 Cheyney, #3 Georgia, #12 Ala., MTSU	4-1	2nd NCAA
1985	13th (22-10)	#6 Ole Miss, UVA	1-1	3rd MER
1986	15th (24-10)	#3 So. Cal, #9 LSU, #2 Georgia, #14 Iowa	3-1	3rd NCAA
1987	7th (28-6)	#3 La. Tech, #4 Long Beach St., #2 Auburn, #11 UVA, Tenn. Tech	5-0	NCAA Champs
1988	1st (31-3)	#5 La. Tech, #10 UVA, #14 James Madison, Wake Forest	3-1	3rd NCAA
1989	1st (35-2)	#2 Auburn, #5 Maryland, #7 Long Beach St., UVA, #18 LaSalle	5-0	NCAA Champs
1990	4th (27-6)	#12 UVA, NR Clemson, ODU	2-1	2nd ER
1991	4th (30-5)	#2 UVA, #11 Stanford, #6 Auburn, #10 W. Ky., S.W. Mo. St.	5-0	NCAA Champs
1992	2nd (28-3)	#15 Western Kentucky, Rutgers	1-1	3rd MER
1993	2nd (28-3)	#4 Iowa, #18 UNC, Northwestern	2-1	2nd MER
1994	1st (30-2)	#6 La. Tech, North Carolina A&T, Clemson	2-1	3rd MER
1995	3rd (34-3)	#1 UConn, #12 Ga., #5 Texas Tech, #8 W. Ky., Fla. Int., Fla. A&M	5-1	2nd NCAA
1996	1st (32-4)	#5 Ga., #2 UConn, #1 UVA, #20 Kansas, Ohio St., Radford	6-0	NCAA Champs
1997	10th (29-10)	#2 ODU, #15 N. Dame, #1 UConn, #18 Colo., Ore., Grambling	6-0	NCAA Champs
1998	1st (39-0)	#4 La. Tech, Ark., #7 UNC, Rutgers, #15 W. Ky., Liberty	6-0	NCAA Champs
1999	2nd (31-3)	#10 Duke, #13 Virginia Tech, Boston College, Appalachian St.	3-1	2nd ER
2000	2nd (33-4)	#1 UConn, #8 Rutgers, #11 Texas Tech, #19 UVA, #21 Ariz., Furman	5-1	2nd NCAA
2001	3rd (31-3)	#12 Xavier, St. Mary's College, Austin Peay	2-1	3rd MER
2002	6th (29-5)	#1 UConn, #4 Vandy, Brigham Young, Notre Dame, Georgia State	4-1	3rd NCAA
2003	4th (33-5)	#1 UConn, #2 Duke, #11 Villanova, #15 Penn State, UVA, Alabama St.	5-1	2nd NCAA
2004	2nd (31-4)	#6 UConn, #19 LSU, #10 Stanford, #15 Baylor, #25 DePaul, Colgate	5-1	2nd NCAA
2005	3rd (30-5)	#7 Michigan State, #9 Rutgers, #14 Texas Tech, Purdue, W. Carolina	4-1	3rd NCAA
2006	6th (31-5)	#1 North Carolina, #9 Rutgers, George Washington, Army	3-1	2nd CR
2007	3rd (34-3)	#15 Rutgers, #2 North Carolina, Mississippi, Marist, Pittsburgh, Drake	6-0	NCAA Champs
2008	3rd (36-2)	#4 Stanford, #6 LSU, #8 Texas A&M, #15 Notre Dame, Purdue, Oral Roberts	6-0	NCAA Champs
2009	18th (22-11)	Ball State	0-1	First Round
2010	3rd (32-3)	#14 Baylor, Dayton, Austin Peay	2-1	3rd MR
2011	4th (34-3)	#10 Notre Dame, #18 Ohio State, #25 Marquette, Stetson	3-1	2nd DR
2012	9th (27-9)	#1 Baylor, Kansas, DePaul, UT-Martin	3-1	2nd MR
2013	10th (27-8)	#16/17 Louisville, Oklahoma, Creighton, Oral Roberts	3-1	2nd OKCR
2014	3rd (29-6)	#11/9 Maryland, St. John's, Northwestern (La.) State	2-1	3rd LR
2015	6th (30-6)	#4/3 Maryland, Gonzaga, Pittsburgh, Boise State	3-1	2nd SR
2016	NR (22-14)	#14/15 Syracuse, #9/9 Ohio State, #11/11 Arizona State, NR/RV Green Bay	3-1	2nd SFR
2017	NR (20-12)	#13/12 Louisville, Dayton	1-1	Second Round
2018	12th (25-8)	#13/12 Oregon State, Liberty	1-1	Second Round
2019	NR (19-13)	#20/24 UCLA	0-1	First Round
2020	NR (21-0)	No NCAA Tournament held due to coronavirus (COVID-19) global health crisis		
2021	13th (17-8)	#16/14 Michigan, Middle Tennessee	1-1	Second Round
2022	18th (25-9)	#4/4 Louisville, Belmont, Buffalo	2-1	3rd WR



As Tennessee's point guard, Kellie (Jolly) Harper led the Lady Vols to three straight NCAA titles, including a perfect 39-0 season in 1997-98.

NCAA TOURNAMENT HONORS

FINAL FOUR MVP

- 2008 - Candace Parker
- 2007 - Candace Parker
- 1998 - Chamique Holdscraw
- 1997 - Chamique Holdscraw
- 1996 - Michelle Marciniak
- 1989 - Bridgette Gordon
- 1987 - Tonya Edwards

FINAL FOUR ALL-TOURNAMENT

- 2008 - Candace Parker, Nicky Anosike, Shannon Bobbitt
- 2007 - Candace Parker, Nicky Anosike, Shannon Bobbitt
- 2004 - Shanna Zolman
- 2003 - Gwen Jackson, Kara Lawson
- 2000 - Tamika Catchings
- 1998 - Chamique Holdscraw, Tamika Catchings, Kellie Jolly
- 1997 - Chamique Holdscraw, Kellie Jolly
- 1996 - Michelle Marciniak, Chamique Holdscraw, Tiffany Johnson
- 1995 - Nikki McCray
- 1991 - Dena Head, Daedra Charles
- 1989 - Bridgette Gordon, Sheila Frost
- 1987 - Tonya Edwards, Bridgette Gordon
- 1984 - Mary Ostrowski

EAST REGIONAL MVP

- 1996 - Latina Davis
- 1989 - Bridgette Gordon
- 1988 - Dawn Marsh

EAST REGIONAL ALL-TOURNAMENT

- 1999 - Chamique Holdscraw, Tamika Catchings
- 1996 - Latina Davis, Michelle Marciniak, Chamique Holdscraw
- 1990 - Daedra Charles, Dena Head
- 1989 - Bridgette Gordon, Sheila Frost
- 1988 - Dawn Marsh, Bridgette Gordon

MIDEAST REGIONAL MVP

- 2003 - Gwen Jackson
- 2000 - Tamika Catchings
- 1998 - Chamique Holdscraw
- 1995 - Nikki McCray
- 1991 - Kelli Casteel
- 1987 - Bridgette Gordon
- 1986 - Shelley Sexton
- 1984 - Mary Ostrowski
- 1982 - Shelia Collins

MIDEAST REGIONAL ALL-TOURNAMENT

- 2003 - Shyra Ely, Gwen Jackson, Kara Lawson
- 2000 - Tamika Catchings, Semeka Randall
- 1998 - Chamique Holdscraw, Semeka Randall
- 1995 - Nikki McCray, Dana Johnson, Michelle Marciniak
- 1994 - Nikki McCray
- 1993 - Tiffany Woosley, Lisa Harrison

- 1991 - Kelli Casteel, Daedra Charles, Jody Adams
- 1987 - Bridgette Gordon, Sheila Frost
- 1986 - Shelley Sexton, Sheila Frost
- 1985 - Shelia Collins
- 1984 - Mary Ostrowski, Tanya Haave
- 1983 - Tanya Haave
- 1982 - Shelia Collins

MIDWEST REGIONAL MVP

- 1997 - Chamique Holdscraw

MIDWEST REGIONAL ALL-TOURNAMENT

- 2004 - Tasha Butts, Shyra Ely, LaToya Davis
- 2002 - Shyra Ely, Gwen Jackson
- 1997 - Chamique Holdscraw, Kellie Jolly, Pashen Thompson

PHILADELPHIA REGIONAL ALL-TOURNAMENT

- 2005 - Shyra Ely, Shanna Zolman

CLEVELAND REGIONAL ALL-TOURNAMENT

- 2006 - Candace Parker, Shanna Zolman

DAYTON REGIONAL MVP

- 2007 - Candace Parker

DAYTON REGIONAL ALL-TOURNAMENT

- 2007 - Candace Parker, Shannon Bobbitt
- 2011 - Shekina Stricklen

OKLAHOMA CITY REGIONAL MVP

- 2008 - Candace Parker

OKLAHOMA CITY REGIONAL ALL-TOURNAMENT

- 2008 - Candace Parker, Alexis Hornbuckle
- 2013 - Taber Spani, Kamiko Williams

DES MOINES REGIONAL ALL-TOURNAMENT

- 2012 - Glory Johnson, Shekina Stricklen

LOUISVILLE REGIONAL ALL-TOURNAMENT

- 2014 - Meighan Simmons

SPOKANE REGIONAL ALL-TOURNAMENT

- 2015 - Cierra Burdick, Ariel Massengale

SIoux FALLS REGIONAL ALL-TOURNAMENT

- 2016 - Diamond DeShields, Mercedes Russell

WICHITA REGIONAL ALL-TOURNAMENT

- 2022 - Rae Burrell

THE FEW. THE PROUD. THE NCAA CHAMPIONS.

The few. The proud. The NCAA Champions. During Pat Head Summitt's tenure as head coach (1974-2012), only 161 women were selected to wear the Orange and White of the University of Tennessee Lady Volunteers.

Fifty-eight players of 161 (through the 2011-12 season) earned the distinction of being an "NCAA Champion" during their playing days at the University of Tennessee. That's practically 40 percent! And that is truly remarkable. Additionally, forty percent of the 58 players brought home two or more titles.

A total of 12 coaches helped to bring the eight titles to the Knoxville campus. The common denominator of the eight championships with coach Summitt was (then) associate head coach Holly Warlick. In her first tenure with the Lady Vols, Mickie DeMoss claimed six rings (1987, 1989, 1991, 1996, 1997 and 1998). Former assistants Al Brown (1996, 1997 and 1998) and Nikki Caldwell (2007, 2008) are the only former aides with numerous titles. Current assistant Dean Lockwood picked up his first national titles as a Lady Vol coach in 2007 and 2008. Seven graduate assistant coaches had the opportunity to experience one title each.

Player	Year(s)	Player	Year(s)
Jody Adams	1991	Chamique Holdscraw	1996, 97, 98
Nicky Anosike	2007, 08	Alexis Hornbuckle	2007, 08
Alberta Augustine	2007, 08	Karla Horton	1987
Vicki Baugh	2008	Marlene Jeter	1991
Angie Bjorklund	2008	Tiffany Johnson	1996, 97
Shannon Bobbitt	2007, 08	Kellie Jolly	1996, 97, 98
Niya Butts	1997, 98	Brynae Laxton	1996, 97, 98
Kelley Cain	2008	Cheryl Littlejohn	1987
Nikki Caldwell	1991	Michelle Marciniak	1996
Tamara Carver	1991	Dawn Marsh	1987
Kelli Casteel	1989, 91	Melissa McCray	1987, 89
Tamika Catchings	1998	Carla McGhee	1987, 89
Daedra Charles	1989, 91	Cait McMahon	2007, 08
Regina Clark	1989, 91	Laurie Milligan	1996, 97, 98
Kristen "Ace" Clement	1998	Sabrina Mott	1987
Abby Conklin	1996, 97	Candace Parker	2007, 08
Elizabeth Curry	2007	Semeka Randall	1998
Latina Davis	1996	Dominique Redding	2007
Tonya Edwards	1987, 89	Debbie Scott	1989
Kyra Elzy	1997, 98	Shelley Sexton	1987
Peggy Evans	1991	Sydney Smallbone	2008
Sheila Frost	1987, 89	Kim Smallwood	1996
Alex Fuller	2007, 08	Sidney Spencer	2007
Teresa Geter	1998	Kathy Spinks	1987
Bridgette Gordon	1987, 89	LaShonda Stephens	1997, 98
Misty Greene	1996, 97, 98	Pashen Thompson	1996, 97
Lisa Harrison	1991	Gay Townsend	1987
Debbie Hawhee	1989, 91	Jennifer Tuggle	1987
Dena Head	1989, 91	Lisa Webb	1987

Staff	Position	Year(s)
Al Brown	Asst. Coach	1996, 97, 98
Nikki Caldwell	Asst. Coach	2007, 08
Elizabeth Curry	Grad Asst. Coach	2008
Mickie DeMoss	Assoc. Head Coach	1987, 89, 91, 96, 97, 98
Angela Lawson	Grad Asst. Coach	1991
Dean Lockwood	Asst. Coach	2007, 08
Dawn Marsh	Grad Asst. Coach	1989
Shelley Sexton	Grad Asst. Coach	1989
Pat Summitt	Head Coach	1987, 89, 91, 96, 97, 98, 07, 08
Pam Tanner	Grad Asst. Coach	1991
Heidi VanDerveer	Grad Asst. Coach	1987
Holly Warlick	Asst. Coach	1987, 89, 91, 96, 97, 98
Lisa Webb	Assoc. Head Coach Grad Asst. Coach	2007, 08 1989

No tournament held in 2020 due to coronavirus (COVID-19) global health crisis

TOP FIVE TEAMS IN THE NCAA TOURNAMENT BY TOTAL GAMES PLAYED

RK.	SCHOOL	GAMES	W-L	YEARS	1st	2nd	3rd
1.	TENNESSEE	160	128-32	40	8	5	5
2.	Connecticut	152	130-22	33	11	1	10
3.	Stanford	131	99-32	35	3	2	10
4.	Notre Dame	94	69-25	27	2	5	2
5.	Georgia	93	58-35	35	0	2	3

GENERAL

STAFF

PLAYERS

REVIEW

HISTORY

FACILITIES

NCAA

SEC

RECORDS

MEDIA INFO



CURRENT LADY VOLS IN THE NCAA TOURNAMENT

■ TESS DARBYS' CAREER NCAA TOURNAMENT STATS

Opponent	GP	GS	Min	FG FGA	Pct	3FG FGA	Pct	FT FTA	Pct	Off	Def	Tot	Avg	PF-FO	A	TO	Blk	Stl	Pts	Avg				
Middle Tenn.	1	0	13	1	2	.500	1	2	.500	0	0	0	0	2	0	2	0	0	0	3	3.0			
Michigan	1	0	5	0	1	.000	0	1	.000	0	0	0	0	0	0	0	0	0	1	0	1.5			
2021	2	0	18	1	3	.333	1	3	.333	0	0	0	0	1	3	1	5	3	0	1	3	1.5		
Buffalo	1	1	18	0	5	.000	0	3	.000	0	0	0	0	0	0	0	0	0	0	0	0	0.0		
Belmont	1	1	27	1	3	.333	1	3	.333	0	0	0	0	0	0	0	0	0	0	0	0	3.0		
Louisville	1	1	29	3	8	.375	3	7	.429	0	0	0	0	0	0	0	0	0	0	0	0	9.0		
2022	3	3	74	4	16	.250	4	13	.308	0	0	0	0	2	8	10	3	2	0	4	1	12	3.0	
Career	5	3	92	5	19	.263	5	16	.313	0	0	0	0	0	9	13	2	6	5	3	0	2	15	3.0

■ JASMINE FRANKLIN'S CAREER NCAA TOURNAMENT STATS (2019 & 2021 WITH MISSOURI STATE)

Opponent	GP	GS	Min	FG FGA	Pct	3FG FGA	Pct	FT FTA	Pct	Off	Def	Tot	Avg	PF-FO	A	TO	Blk	Stl	Pts	Avg					
DePaul	1	1	22	2	4	.500	0	0	.000	0	0	0	0	5	6	6	0	0	0	0	2	4	4.0		
Iowa State	1	1	22	2	4	.500	0	0	.000	0	0	0	0	6	7	7	0	0	0	0	1	2	4	4.0	
Stanford	1	1	20	3	7	.429	0	0	.000	5	8	6	2	3	7	10	0	0	0	0	3	1	1	11	6.3
2019	3	3	64	7	15	.467	0	0	0.000	5	8	6	2	5	18	23	7	6	1	0	5	2	5	19	6.0
UC Davis	1	1	31	6	14	.429	0	0	.000	5	8	6	2	4	14	18	0	0	0	0	2	2	4	17	17.0
Wright State	1	1	32	4	15	.267	0	0	.000	3	4	6	5	11	14	5	0	0	0	0	2	2	0	11	14.0
Stanford	1	1	28	1	10	.100	0	0	.000	6	8	7	5	7	13	14	0	0	0	0	6	0	1	8	12.0
2021	3	3	91	11	39	.282	0	0	.000	14	20	7	0	16	26	42	14	0	0	1	8	4	5	36	12.0
Career	6	6	155	18	54	.333	0	0	.000	19	28	6	2	4	65	10	8	2	1	3	6	10	55	9.2	

■ JILLIAN HOLLINGSHEAD'S CAREER NCAA TOURNAMENT STATS (2021-22 WITH GEORGIA)

Opponent	GP	GS	Min	FG FGA	Pct	3FG FGA	Pct	FT FTA	Pct	Off	Def	Tot	Avg	PF-FO	A	TO	Blk	Stl	Pts	Avg					
Dayton	1	0	15	7	13	.538	0	0	.000	1	2	3	2	2	0	0	0	0	0	0	0	0	0	15	15.0
Iowa State	1	0	7	0	2	.000	0	0	.000	0	1	1	1	1	5	0	0	0	0	0	1	1	0	0	7.5
2022	2	0	22	7	15	.000	0	0	.000	1	2	3	2	1	3	1	5	0	0	1	1	0	1	15	7.5
Career	2	0	22	7	15	.467	0	0	.000	1	2	3	2	1	3	1	5	0	0	1	1	0	1	15	7.5

■ JORDAN HORSTON'S CAREER NCAA TOURNAMENT STATS

Opponent	GP	GS	Min	FG FGA	Pct	3FG FGA	Pct	FT FTA	Pct	Off	Def	Tot	Avg	PF-FO	A	TO	Blk	Stl	Pts	Avg					
Middle Tenn.	1	0	27	2	6	.333	0	2	.000	2	2	4	2	6	6	0	0	0	0	0	2	3	6	6.0	
Michigan	1	0	26	4	12	.333	0	3	.000	2	2	4	2	1	3	4	0	0	0	0	1	2	1	10	8.0
2021	2	0	53	6	18	.333	0	5	0.000	4	4	10	2	7	9	4	5	0	0	0	1	2	4	16	8.0
Career	2	0	53	6	18	.333	0	5	0.000	4	4	10	2	7	9	4	5	0	0	0	1	2	4	16	8.0

■ TAMARI KEY'S CAREER NCAA TOURNAMENT STATS

Opponent	GP	GS	Min	FG FGA	Pct	3FG FGA	Pct	FT FTA	Pct	Off	Def	Tot	Avg	PF-FO	A	TO	Blk	Stl	Pts	Avg						
Middle Tenn.	1	1	24	4	9	.444	0	0	.000	5	6	11	4	2	2	0	0	0	0	0	1	3	0	13	13.0	
Michigan	1	1	28	2	6	.333	0	0	.000	3	4	7	5	4	9	5	0	0	0	0	2	4	0	7	10.0	
2021	2	2	52	6	15	.400	0	0	.000	8	10	18	5	6	5	11	5	3	0	3	7	0	20	10.0		
Buffalo	1	1	32	6	12	.500	0	0	.000	4	4	8	8	3	11	11	0	0	0	0	1	5	0	1	16	16.0
Belmont	1	1	28	6	12	.500	0	0	.000	6	8	14	3	4	7	5	0	0	0	0	1	3	0	1	18	17.0
Louisville	1	1	27	1	6	.167	0	0	.000	1	4	5	6	6	11	8	0	0	0	0	3	1	0	3	12.3	
2022	3	3	87	13	30	.433	0	0	.000	11	16	27	14	12	26	8	7	0	0	2	9	4	1	37	12.3	
Career	5	5	139	19	45	.422	0	0	.000	19	26	45	20	17	37	74	12	0	0	2	12	11	5	57	11.4	

■ BROOKLYN MILES' CAREER NCAA TOURNAMENT STATS/BROOKLYN MILES' CAREER NCAA TOURNAMENT STATS

Opponent	GP	GS	Min	FG FGA	Pct	3FG FGA	Pct	FT FTA	Pct	Off	Def	Tot	Avg	PF-FO	A	TO	Blk	Stl	Pts	Avg						
Buffalo	1	0	22	1	1	1.000	0	0	.000	3	6	9	3	2	1	3	0	0	0	0	1	4	0	5	5.0	
Belmont	1	0	13	1	3	.333	0	1	1.000	0	2	2	2	2	5	1	0	0	0	0	0	0	0	1	3	4.0
Louisville	1	0	11	0	2	.000	0	1	.000	0	1	1	1	1	2	0	0	0	0	0	0	0	0	0	0	2.7
2022	3	0	46	2	6	.333	0	2	.000	4	7	11	6	2	4	6	2	0	0	3	5	0	2	8	2.7	
Career	3	0	46	2	6	.333	0	2	.000	4	7	11	6	2	4	6	2	0	0	3	5	0	2	8	2.7	

■ SARA PUCKETT'S CAREER NCAA TOURNAMENT STATS

Opponent	GP	GS	Min	FG FGA	Pct	3FG FGA	Pct	FT FTA	Pct	Off	Def	Tot	Avg	PF-FO	A	TO	Blk	Stl	Pts	Avg					
Buffalo	1	0	16	3	4	.750	1	1	1.000	0	1	1	1	3	4	4	0	0	0	0	0	0	0	7	7.0
Belmont	1	0	24	5	8	.625	1	1	1.000	1	3	4	4	4	0	1	0	0	0	0	0	0	0	12	9.5
Louisville	1	0	14	0	4	.000	0	2	.000	2	2	4	0	0	0	0	0	0	0	0	0	0	0	2	7.0
2022	3	0	54	8	16	.500	2	4	.750	3	4	7	5	2	6	8	2	0	0	0	0	0	0	21	7.0
Career	3	0	54	8	16	.500	2	4	.750	3	4	7	5	2	6	8	2	0	0	0	0	0	0	21	7.0

■ JESSIE RENNIE'S CAREER NCAA TOURNAMENT STATS

Opponent	GP	GS	Min	FG FGA	Pct	3FG FGA	Pct	FT FTA	Pct	Off	Def	Tot	Avg	PF-FO	A	TO	Blk	Stl	Pts	Avg
Middle Tenn.	1	0	2	0	1	.000	0	0	.000	0	0	0	0	1	0	0	0	0		

LADY VOLS IN THE NCAA TOURNAMENT

TOP FIVE COACHES BY NCAA FINAL FOUR APPEARANCES

RK. COACH	SCHOOL	APP	W-L	AT FINAL FOUR
1. Geno Auriemma	Connecticut	22	23-11	11 titles (1995, '00, '02, '03, '04, '09, '10, '13, '14, '15, '16)
2. Pat Summitt	Tennessee	18	21-10	Eight titles (1987, '89, '91, '96, '97, '98, '07, '08)
3. Tara VanDerveer	Stanford	14	8-11	Three titles (1990, '92, 2021)
4. Leon Barmore	Louisiana Tech	10	10-8	Two titles (1982, 1988)
5. Muffet McGraw	Notre Dame	9	9-7	Two titles (2005, 2018)

NCAA STATS /// MISCELLANEOUS NCAA ACCOMPLISHMENTS

- Tennessee has played in the most NCAA tourney games (160).
- UT has the most NCAA Tournament wins (128) and is second in tourney winning percentage (.800).
- The Lady Vols are the only team to appear in all 40 NCAA Tournaments.
- Tennessee's 18 Final Four appearances are second to only Connecticut.
- A total of 95 Lady Vol team members have participated/played in the Final Four.
- Six Lady Vols have been the tournament's leading scorer on eight occasions -- Mary Ostrowski (1984), Bridgette Gordon (1987, 1989), Dana Johnson (1995), Chamique Holdsclaw (1997, 1998), Tamika Catchings (2000) and Candace Parker (2007).
- UT's Chamique Holdsclaw is the NCAA's all-time leading tournament scorer (1996-99) with 479 points. She played in 22 tournament games and averaged 21.8 ppg.
- Seven Lady Vols have been the tournament's leading rebounder -- Mary Ostrowski (1984), Sheila Frost (1987), Daedra Charles (1991), Chamique Holdsclaw (1998), Tamika Catchings (2000), Gwen Jackson (2003) and Candace Parker (2007).
- Tennessee has twice come from 17 points down to win NCAA Tournament games, doing so most recently on March 28, 2015, vs. Gonzaga in Spokane, Wash. The Lady Vols trailed the Bulldogs, 57-40, with 6:34 to play before rallying to force overtime and prevail, 73-69, after an extra five minutes of play.
- Prior to that epic comeback vs. Gonzaga, Tennessee trailed Virginia by 17 in Charlottesville, 31-14, with 17:06 remaining before rallying to take a 52-46 victory over the Cavaliers in the Elite Eight on March 25, 1996.



Rae Burrell fired in a season-high 22 points and pulled down six rebounds vs. Louisville in her final game as a Tennessee Lady Vol, garnering 2022 NCAA Wichita Region All-Tournament accolades.

GENERAL

STAFF

PLAYERS

REVIEW

HISTORY

FACILITIES

NCAA

SEC

RECORDS

MEDIA INFO



LADY VOL NCAA TOURNAMENT RECORDS

INDIVIDUAL RECORDS

MOST FG: 15, Chamique Holdsclaw, Boston College, 3-15-99, Second Round, UT 89-62
MOST FGA: 27, Candace Parker, LSU, 4-6-08, Semifinal, UT 47-46; Chamique Holdsclaw, W.Kentucky, 3-16-98, Second Round, UT 82-62
FG% (min. 10 att): .827 (14-17), Dana Johnson, Fla. A&M, 3-16-95, First Round, UT 96-59
MOST 3pt FG: 5, Shanna Zolman, Rutgers, 3-26-06, CRS, UT 76-69 and Army, 3-19-06, First Round, UT 102-54 and Western Carolina, 3-20-05, First Round, UT 94-43
MOST 3pt FGA: 13, Shanna Zolman, George Washington, 3-21-06, Second Round, UT 66-53
3pt FG%: .800 (4-5), Kellie Jolly, La. Tech, 3-29-98, Championship, UT 93-75; Shanna Zolman, DePaul, 3-22-04, Second Round, UT 79-59; Angie Bjorklund, Stetson, 3-19-11, UT 99-34
MOST FT: 17, Bridgette Gordon, Long Beach St., 3-25-89, ERC, UT 94-80
MOST FTA: 20, Bridgette Gordon, Long Beach St., 3-25-89, ERC, UT 94-80
FT%: 1.000 (8-8), Cierra Burdick, Gonzaga, 3-28-15, SRS, UT 79-69 OT; Kristen "Ace" Clement, St. Mary's, 3-18-01, Second Round, UT 92-75
MOST REBOUNDS: 22, Daedra Charles, SW Missouri, 3-16-91, Second Round, UT 55-47
MOST POINTS: 39, Chamique Holdsclaw, Boston College, 3-15-99, Second Round, UT 89-62
MOST ASSISTS: 12, Dawn Marsh, Georgia, 3-20-86, MERC, UT 85-82
MOST BLOCKS: 7, Michelle Snow, Rutgers, 3-31-00, Semifinal, UT 64-54
MOST STEALS: 8, Alexis Hornbuckle, Purdue 3-25-08, Second Round, UT 78-52

TEAM RECORDS

MOST FG: 44, Appalachian St., 3-13-99, First Round, UT 113-54
MOST FGA: 84, Radford, 3-16-96, First Round, UT 97-56
BEST FG%: .617 (37-60), Liberty, 3-16-18, First Round, UT 100-60
MOST 3pt FG: 12, Oral Roberts, 3-23-08, First Round, UT 94-55

MOST 3pt FGA: 29, Oral Roberts, 3-23-08, First Round, UT 94-55
BEST 3pt FG%: .800 (4-5), Florida A&M, 3-16-95, First Round, UT 95-69
MOST FT: 38, Long Beach St., 3-25-89, ERC, UT 94-80
MOST FTA: 48, Long Beach St., 3-25-89, ERC, UT 94-80
BEST FT%: 1.000 (9-9), USC, 4-1-84, Championship, USC 72-61
MOST REBOUNDS: 64, South Carolina St., 3-19-83, First Round, UT 86-51
MOST FOULS: 30, Mississippi, 3-22-85, MERS, Mississippi, 63-60
MOST POINTS: 113, Appalachian St., 3-13-99, First Round, UT 113-54
MOST ASSISTS: 31, Florida A&M, 3-16-95, First Round, UT 96-59
MOST TURNOVERS: 29, Grambling St., 3-17-97, First Round, UT 91-54
MOST BLOCKS: 12, Colgate, 3-20-04, First Round, UT 77-54
MOST STEALS: 23, Radford, 3-16-96, First Round, UT 97-56
FEWEST FG: 13, Rutgers, 3-29-05, PRC, UT 59-49
FEWEST FGA: 41, Texas A&M, 4-1-08, OKCC, UT 53-45
LOWEST FG%: .270 (17-63), North Carolina, Semifinal, 4-1-07 UT 56-50
FEWEST 3pt FG: 0, against 14 opponents
FEWEST 3pt FGA: 0, against four opponents
LOWEST 3pt FG%: .000, against 14 opponents
FEWEST FT: 0, Maryland, 3-30-15, SRC, UM 58-48
FEWEST FTA: 1, Maryland, 3-30-15, SRC, UM 58-48
LOWEST FT%: 0-0 (0-1), Maryland, 3-30-15, SRC, UM 58-48
FEWEST REBOUNDS: 29, Rutgers, 3-26-06, CRS, UT 76-69; Old Dominion, 3-30-97, Championship, UT 68-59; Creighton, 3-25-13, Second Round, UT 68-52
FEWEST FOULS: 5, Villanova, 3-31-03, MERC, UT 73-49
FEWEST POINTS: 46, La. Tech, 3-26-82, Semifinal, La. Tech 69-46
FEWEST ASSISTS: 4, LSU, 4-4-04, Semifinals, UT 52-50
FEWEST TURNOVERS: 5, Villanova, 3-31-03, MERC, UT 73-49
FEWEST BLOCKS: 0, against 18 opponents
FEWEST STEALS: 2, Stanford, 3-30-91, Semifinal, UT 68-60

LADY VOL OPPONENT NCAA TOURNAMENT RECORDS

INDIVIDUAL RECORDS

MOST FG: 14, Alyssa Thomas, Maryland, 3-30-14, LR, UM 73-62; Nicole Powell, Stanford, 3-30-04, MWRC, UT 62-60; Tanya Hansen, Rutgers, 3-21-92, Second Round, UT 97-56
MOST FGA: 30, Cheryl Taylor, Tennessee Tech, 3-15-87, Second Round, UT 95-59
FG% (min. 10 att): .750 (9-12), Brooke Pahukoa, Boise State, 3-21-15, First Round, UT 72-61
MOST 3pt FG: 6, Brianna Butler, Syracuse, 3-27-16, SFRF, SYR 89-67; Sharon Wilkerson, Liberty, 3-14-98, Second Round, UT 102-58
MOST 3pt FGA: 18, Erin Thorn, Brigham Young, 3-23-02, MWRS, UT 68-57
3pt FG%: 1.000 (5-5), Mariya Moore, Louisville, 3-20-17, Second Round, Louisville 75-64
MOST FT: 12, Pam Kelly, Louisiana Tech, 3-26-82, Semifinal, La. Tech 69-46
MOST FTA: 14, Pam Kelly, Louisiana Tech, 3-26-82, Semifinal, La. Tech 69-46
FT%: 1.000 (11-11), Leigha Brown, Michigan, 3-23-21, Second Round, UM 70-55
MOST REBOUNDS: 20, Sylvia Fowles, LSU, 4-6-08, Semifinal, UT 47-46
MOST POINTS: 37, Teresa Edwards, Georgia, 3-20-86, MERS, UT 85-82
MOST ASSISTS: 11, Corrie Mizusawa, St. Mary's, 3-18-01, Second Round, UT 92-75
MOST BLOCKS: 10, Brittney Griner, Baylor, 3-27-10, MRS, BU 77-62
MOST STEALS: 8, Ticha Penicheiro, Old Dominion, 3-30-97, Championship, UT 68-59

TEAM RECORDS

MOST FG: 35, Long Beach State, 3-25-89, ERC, UT 94-80
MOST FGA: 82, Cheyney State, 3-30-84, Semifinal, UT 82-73
BEST FG%: .536, Louisiana Tech, 3-24-94, MERS, Louisiana Tech 71-68
MOST 3pt FG: 14, Syracuse, 3-27-16, SFRF, Syracuse 89-67

MOST 3pt FGA: 33, Middle Tenn., 3-21-21, Second Round, UT 87-62
BEST 3pt FG%: .533 (8-15), Baylor, 3-26-12, DMRC, Baylor 77-58
MOST FT: 28, Iowa, 3-27-93, MERC, Iowa 72-56
MOST FTA: 34, Iowa, 3-27-93, MERC, Iowa 72-56
BEST FT%: 1.000 (7-7), Penn State, 3-29-03, MWRS, UT 86-58
MOST REBOUNDS: 50, Oklahoma, 3-31-13, OKCRS, UT 74-59
MOST FOULS: 33, Long Beach State, 3-25-89, ERC, UT 94-80
MOST POINTS: 90, Southern California, 3-21-82, MERC, UT 91-90
MOST ASSISTS: 22, North Carolina, 3-28-06, CRC, North Carolina 75-63
MOST TURNOVERS: 33, Appalachian State, 3-13-99, First Round, UT 113-54
MOST BLOCKS: 13, Baylor, 3-27-10, MRS, BU 77-62
MOST STEALS: 19, Virginia, 3-16-85, First Round, UT 65-55
FEWEST FG: 12, Drake, 3-18-07, First Round, UT 76-37; Stetson, 3-19-11, First Round, UT 99-34
FEWEST FGA: 45, Vanderbilt, 3-25-02, MWRC, UT 68-63
LOWEST FG%: .182 (2-66), Stetson, 3-19-11, First Round, UT 99-34
FEWEST 3pt FG: 0, (6 times)
FEWEST 3pt FGA: 0, Wake Forest, 3-19-88, Second Round, UT 94-66
LOWEST 3pt FG%: .000 (6 times)
FEWEST FT: 0, Villanova, 3-31-03, MERC, UT 73-49
FEWEST FTA: 1, Villanova, 3-31-03, MERC, UT 73-49
LOWEST FT%: .000 (0-1), Villanova, 3-31-03, MERC, UT 73-49
FEWEST REBOUNDS: 17, Villanova, 3-31-03, MERC, UT 73-49
FEWEST FOULS: 10, Michigan, 3-23-21, Second Round, UM 70-55; Maryland, 3-30-15, SRC, UM 58-48; Connecticut, 4-6-04, Championship, UConn 70-61
FEWEST POINTS: 34, Stetson, 3-19-11, First Round, UT 99-34
FEWEST ASSISTS: 2, Middle Tennessee State, 3-17-84, First Round, UT 70-52
FEWEST TURNOVERS: 7, Villanova, 3-31-03, MERC, UT 73-49
FEWEST BLOCKS: 0, (13 opponents)
FEWEST STEALS: 2, Baylor, 3-27-10, MRS, BU 77-62 ; 2, Drake, 3-18-07, First Round, UT 76-37; Boston College, 3-15-99, Second Round, UT 89-62

1987 National Champions



Tennessee may have failed in its first bid at the NCAA national championship in 1984, but the second time was the charm for the Lady Vols. Tennessee thumped Louisiana Tech, which was vying for its second title, 67-44.

"Well, the monkey's off my back," head coach Pat Summitt said. "I do not think I could go without recognizing that it was a tremendous team effort...has been for the last three weeks. This team has played as hard and as smart as I could ask any team to play."

The Lady Vols built a 33-24 halftime edge and never looked back. Seven minutes into the second half, Tennessee had increased its lead to 14, 47-33, and the rest was history as Tennessee took its first NCAA title.

Tennessee attempted 19 more field goals and grabbed 11 more rebounds than the Lady Techsters. A championship-game record crowd of 9,823 watched Tonya Edwards net 13 points and grab seven rebounds en route to most outstanding player honors. Two additional Lady Vols contributed 13 points - Bridgette Gordon and Sheila Frost. Gordon joined Edwards on the All-Championship team, as she also led the Tennessee carom parade, pulling down a game-high 12 rebounds.

1989 National Champions



It was a battle of Southeastern Conference powerhouses - Tennessee versus Auburn for all the marbles.

The Lady Vols looked to regain the national title they earned in 1987. Although they were up against a Lady Tiger team that had made its second straight national championship final, Tennessee took home its second NCAA championship in three years with a 76-60 win.

Playing in her triumphant final game, All-America forward Bridgette Gordon treated the 9,758 spectators to a spectacular 27-point performance, tying a championship-game record. She also collected 11 boards on the way to most outstanding player honors.

Gordon's seven first-half baskets helped the Lady Vols to a 35-27 halftime lead. Auburn was able to stay close, cutting the score to 50-47. But after a timeout, the Lady Vols went on a 13-4 run to put the game out of reach. The keys to the victory were the battle of the boards, where Tennessee outboarded Auburn 45-30, and the free throw line, where Tennessee shot 20-26, while Auburn was 8-12.

Sheila Frost joined Gordon on the All-Championship team. Playing in her final game at Tennessee, Frost had six points and 12 boards. Also coming up big for the Lady Vols in the final was Dena Head, with 19 points.

1987 TITLE GAME STATISTICS

March 29, 1987 • Austin, Texas • Frank Erwin Center

Tennessee	FG-FGA	FT-FTA	REB	PF	TP	A	TO	BLK	S	MIN
SPINKS*	1-3	0-0	1	2	2	0	0	0	0	10
SEXTON*	4-8	0-0	2	3	8	4	3	0	1	24
GORDON*	5-19	3-4	12	3	13	2	1	0	3	34
EDWARDS*	4-13	5-8	7	4	13	4	3	0	1	32
HORTON*	4-8	1-2	5	3	9	0	1	0	1	38
MARSH	1-2	4-4	3	1	6	1	2	0	2	19
FROST	6-10	1-5	8	2	13	1	0	0	0	29
McGHEE	0-0	0-0	0	0	0	0	0	0	0	1
TUGGLE	0-0	0-0	0	0	0	0	0	0	0	1
WEBB	1-3	1-1	2	1	3	0	0	0	0	3
McCray	0-0	0-0	0	2	0	0	2	0	0	7
LITTLEJOHN	0-1	0-0	1	0	0	0	0	0	0	2
TEAM			6							
Totals	26-67	15-24	47	21	67	12	12	0	9	200
TOTAL FG%	1st Half: 0-0 0.0%	2nd Half: 26-67 38.8%	Game: 38.8%		DEADBALL					
3-Pt. FG%	1st Half: 0-0 0.0%	2nd Half: 0-0 0.0%	Game: 0.0%		REB					
F Throw %	1st Half: 0-0 0.0%	2nd Half: 15-24 62.5%	Game: 62.5%		4					
Louisiana Tech	FG-FGA	FT-FTA	REB	PF	TP	A	TO	BLK	S	MIN
WEATHERSPOON*	4-11	3-3	3	5	11	3	6	0	2	39
HARRISON*	3-11	2-5	8	5	8	1	4	4	0	33
LAWSON*	1-4	0-0	1	2	2	0	1	0	0	17
DAVIS*	0-0	1-3	6	1	1	0	1	1	0	39
LEWIS*	4-11	4-6	7	3	12	1	3	0	2	40
CHAMBLESS	0-0	0-0	0	0	0	0	1	0	0	1
MCDONALD	1-1	0-0	0	0	2	0	0	0	0	1
STALL	3-7	2-3	7	4	8	1	3	0	1	23
WESTBROOKS	0-3	0-2	3	0	0	0	1	0	0	7
TEAM			1							
Totals	16-48	12-22	36	20	44	6	20	5	5	200
TOTAL FG%	1st Half: 0-0 0.0%	2nd Half: 16-48 33.3%	Game: 33.3%		DEADBALL					
3-Pt. FG%	1st Half: 0-0 0.0%	2nd Half: 0-0 0.0%	Game: 0.0%		REB					
F Throw %	1st Half: 0-0 0.0%	2nd Half: 12-22 54.5%	Game: 54.5%		5					
Attendance: 15,615; Halftime: Tennessee 33, Louisiana Tech 24; Officials: June Courteau, Patty Broderick; Semifinals: Tennessee 74, Long Beach State 64; Louisiana Tech 79, Texas 75.										

1989 TITLE GAME STATISTICS

April 2, 1989 • Tacoma, Wash. • Tacoma Dome

Auburn	FG-FGA	3FG-FGA	FT-FTA	REB	PF	TP	A	TO	BLK	S	MIN
THOMPSON*	0-0	0-0	0-0	1	2	0	1	0	0	0	6
TREMITIERE*	1-1	0-0	0-0	1	2	2	0	1	0	0	4
CIAMPI*	0-0	0-0	0-0	0	0	0	0	0	0	0	1
JONES*	5-10	0-1	2-2	4	3	12	2	2	0	2	39
STEVENSON*	0-1	0-1	1-2	0	2	1	0	1	0	0	6
SCRUGGS	2-9	0-1	2-3	0	4	6	0	1	0	0	30
BOLTON	5-11	0-1	0-0	6	4	10	9	7	0	2	36
McGILBERRY	0-2	0-0	0-1	4	2	0	0	3	0	1	18
MAGO	0-0	0-0	0-0	0	0	0	0	0	0	0	6
GODBY	5-11	0-0	3-4	3	4	13	0	1	0	1	20
ORR	8-15	0-0	0-0	11	1	16	0	2	4	1	34
TEAM											
Totals	26-60	0-4	8-12	30	24	60	12	18	4	6	200
TOTAL FG%	1st Half: 0-0 0.0%	2nd Half: 26-60 43.3%	Game: 43.3%		DEADBALL						
3-Pt. FG%	1st Half: 0-0 0.0%	2nd Half: 0-4 0.0%	Game: 0.0%		REB						
F Throw %	1st Half: 0-0 0.0%	2nd Half: 8-12 66.7%	Game: 66.7%		1,2						
Tennessee	FG-FGA	3FG-FGA	FT-FTA	REB	PF	TP	A	TO	BLK	S	MIN
HEAD*	6-12	0-0	7-9	3	4	19	2	3	0	0	37
FROST*	2-8	0-0	2-3	12	4	6	1	0	5	3	36
McGHEE*	1-3	0-0	1-2	4	0	3	1	2	0	2	22
GORDON*	11-21	0-0	5-6	11	3	27	1	1	0	1	36
McCRAY*	2-10	0-0	2-2	6	1	6	10	3	0	0	35
CLARK	0-1	0-0	0-0	0	0	0	0	1	2	0	4
CHARLES	5-7	0-0	3-4	7	2	13	0	3	2	2	21
CASTEEL	0-0	0-0	0-0	0	0	0	0	0	0	0	1
SCOTT	1-4	0-0	0-0	1	0	2	0	1	0	0	7
HAWHEE	0-0	0-0	0-0	0	0	0	0	0	0	0	1
TEAM											
Totals	28-66	0-0	20-26	45	14	76	16	15	7	8	200
TOTAL FG%	1st Half: 0-0 0.0%	2nd Half: 28-66 42.4%	Game: 42.4%		DEADBALL						
3-Pt. FG%	1st Half: 0-0 0.0%	2nd Half: 0-0 0.0%	Game: 0.0%		REB						
F Throw %	1st Half: 0-0 0.0%	2nd Half: 20-26 76.9%	Game: 76.9%		2,2						
Attendance: 9,758; Halftime: Tennessee 35, Auburn 27; Officials: June Courteau, Patty Broderick; Semifinals: Auburn 76, Louisiana Tech 71; Tennessee 77, Maryland 65.											

GENERAL

STAFF

PLAYERS

REVIEW

HISTORY

FACILITIES

NCAA

SEC

RECORDS

MEDIA INFO



1991 National Champions



Vindication was finally Tennessee's in the 1991 NCAA women's final, as the Lady Vols downed a talented Virginia Cavalier club, 70-67, in the first NCAA Final Four overtime title game. Virginia had eliminated Tennessee before it could reach the 1990 Women's Final Four – which just happened to be held in Knoxville. But the Lady Vols took New Orleans and their third NCAA title in five years.

The first half was tight, with Tennessee holding a paper-thin 27-26 advantage at the intermission. But the Lady Vols opened up a small lead in the second half. Small lead; small comfort.

Virginia's Dawn Staley, who was named the most outstanding player, led the Virginia comeback to tie the game at 60 at the end of regulation. But the overtime belonged to Tennessee and Dena Head, who scored a championship record 28 points in the final.

Wade Trophy winner Daedra Charles added 19 points and 12 boards for Tennessee and joined Head on the All-Championship Team. Tennessee's effort was also aided by the play of Lisa Harrison, who poured in eight points and 13 boards.

With the victory, the Lady Volunteers kept their streak of odd-year championships going. Tennessee also won national titles in 1987 and 1989.

1996 National Champions



It seemed only fitting that the Lady Vols would win another NCAA crown in the "Queen City" of Charlotte, N.C. And it was equally fitting that the Lady Vols' fourth NCAA title would come over a fierce SEC rival in the Georgia Lady Bulldogs, 83-65.

After the emotionally draining overtime win versus Connecticut, the skeptics wondered if UT would have enough emotional energy left for the title game. They did...and then some. Although Georgia held a modest three point lead early in the game and led by two with 14:11 to go in the first half, it would be their only lead in the title contest. UT senior Latina Davis put the handcuffs on Player of the Year Saudia Roundtree in the first half as the Lady Vols grabbed an early nine point lead, 28-19 with 7:36 to go in the first half. Georgia recovered to trail by just five at the half, 42-37.

In the first three minutes of the second half, UT took off and never looked back. Abby Conklin's tray (her first of four) with 14:55 left gave UT a 16-point lead, 57-41. Davis upped the ante to a 21 point lead with 2:25 showing, 81-60. The celebrating started early as the Final Four MVP, Michelle Marciniak, and All-Tournament Team members Chamique Holdscraw and Tiffany Johnson left the game to wildly cheering fans. Davis, who held Roundtree to 17 points below her average, was UT's quiet heroine.

On the night, Holdscraw and Johnson tallied 16 points to lead UT, while Conklin added 14 points, Pashen Thompson a dozen, and Marciniak 10 in the final game of her career.

1991 TITLE GAME STATISTICS

March 31, 1991 • New Orleans, La. • Lakefront Arena

Virginia	FG-FGA	3FG-FGA	FT-FTA	REB	PF	TP	A	TO	BLK	S	MIN
WAGENER*	1-1	0-0	0-1	6	3	2	0	0	1	0	27
CARDOZA*	4-11	1-2	2-2	1	5	11	1	1	0	2	43
STALEY*	11-26	3-5	3-4	11	5	28	6	8	0	3	41
BURGE*	5-11	0-0	0-3	11	4	10	0	3	1	1	31
REISS*	3-12	0-1	1-4	1	2	7	4	3	0	0	40
EVANS	0-0	0-0	0-0	0	1	0	0	1	0	0	10
WARD	0-0	0-0	1-2	1	0	1	0	0	0	0	7
BURGE	4-5	0-0	0-1	6	5	8	0	3	1	2	15
SMITH	0-0	0-0	0-2	5	2	0	0	1	0	1	11
TEAM				3							
Totals	28-66	4-8	7-19	45	27	67	11	20	3	9	225
TOTAL FG%	1st Half: 0-0 0.0%	2nd Half: 0-0 0.0%	Game: 42.4%		D-BALL						
3-Pt. FG%	1st Half: 0-0 0.0%	2nd Half: 0-0 0.0%	Game: 50.0%		REB						
F Throw %	1st Half: 0-0 0.0%	2nd Half: 0-0 0.0%	Game: 36.8%		4						
Tennessee	FG-FGA	3FG-FGA	FT-FTA	REB	PF	TP	A	TO	BLK	S	MIN
ADAMS*	0-7	0-3	2-4	2	3	2	1	2	0	0	37
HEAD*	9-17	0-0	10-14	9	3	28	3	0	0	3	41
HARRISON*	3-10	0-0	2-3	13	3	8	0	2	1	1	36
CHARLES*	7-13	0-0	5-7	12	5	19	0	3	3	2	40
CASTEEL*	1-7	0-0	2-3	5	2	4	1	2	0	0	29
CLARK	0-1	0-0	0-0	0	0	0	0	1	0	0	3
EVANS	3-5	0-0	1-3	2	5	7	0	3	1	0	20
CALDWELL	1-1	0-0	0-1	3	2	2	3	2	0	1	19
TEAM				3							
Totals	24-61	0-3	22-35	49	23	70	8	23	5	7	225
TOTAL FG%	1st Half: 0-0 0.0%	2nd Half: 0-0 0.0%	Game: 39.3%		D-BALL						
3-Pt. FG%	1st Half: 0-0 0.0%	2nd Half: 0-0 0.0%	Game: 0.0%		REB						
F Throw %	1st Half: 0-0 0.0%	2nd Half: 0-0 0.0%	Game: 62.9%		2						

Attendance: 7,865; Halftime: Tennessee 27, Virginia 26; Officials: Patty Broderick, Lou Pitt; Semifinals: Virginia 61, Connecticut 55; Tennessee 69, Stanford 60.

1996 TITLE GAME STATISTICS

March 31, 1996 • Charlotte, N.C.

Georgia	FG-FGA	3FG-FGA	FT-FTA	OF	DE	TO	PF	TP	A	TO	BLK	S	MIN
FRETT*	10-18	1-1	4-4	6	10	16	1	25	0	2	0	1	37
ROUNDTREE*	3-14	1-7	1-2	0	5	5	1	8	6	6	0	2	37
POWELL*	0-1	0-1	0-0	0	0	1	0	1	0	1	0	1	12
HOLLAND*	4-12	2-8	1-1	1	0	4	11	5	2	0	1	1	33
HENDERSON*	8-15	0-0	0-1	4	3	7	4	16	0	1	2	0	36
IRWIN	1-3	1-3	0-0	0	2	2	0	3	1	1	0	2	16
ANTVORKSOVO	0-0	0-0	0-0	0	0	2	0	2	0	0	0	0	3
THOMPSON	0-0	0-0	0-0	0	1	1	0	0	1	0	0	0	1
TAYLOR	0-1	0-1	0-0	0	1	1	0	0	0	0	0	0	1
BUSH	1-4	0-2	0-0	2	0	2	4	2	0	1	0	0	16
WALKER	0-1	0-0	0-0	1	1	2	0	0	0	0	0	0	1
DECKER	0-2	0-1	0-0	1	1	2	4	0	0	0	0	0	6
WELLS	0-0	0-0	0-0	0	0	1	0	0	0	0	0	0	1
TEAM													
Totals	27-71	5-24	6-8	15	24	39	22	65	14	14	2	7	200
TOTAL FG%	1st Half: 0-0 0.0%	2nd Half: 27-71 38.0%	Game: 38.0%		DEADBALL								
3-Pt. FG%	1st Half: 0-0 0.0%	2nd Half: 5-24 20.8%	Game: 20.8%		REB								
F Throw %	1st Half: 0-0 0.0%	2nd Half: 6-8 75.0%	Game: 75.0%		1								
Tennessee	FG-FGA	3FG-FGA	FT-FTA	OF	DE	TO	PF	TP	A	TO	BLK	S	MIN
MARCINIAK*	5-13	0-2	0-1	0	4	4	1	10	5	4	0	2	37
JOHNSON*	7-10	0-1	2-2	3	2	5	2	16	1	1	0	0	28
DAVIS*	2-10	0-1	4-8	5	2	7	2	8	8	0	0	4	32
HOLDSCRAW*	6-16	0-0	4-5	5	9	14	0	16	3	1	0	1	34
CONKLIN*	5-8	4-5	0-0	4	4	2	14	3	2	0	0	0	23
SMALLWOOD	0-0	0-0	1-2	1	0	1	0	0	0	0	0	0	1
MILLIGAN	0-1	0-0	0-0	0	0	0	0	0	0	0	0	0	1
GREENE	0-1	0-0	0-0	0	0	0	0	0	0	0	0	0	1
JOLLY	1-1	0-0	0-1	0	0	0	2	2	1	0	0	1	10
LAXTON	2-7	0-0	0-0	2	1	3	1	4	0	1	0	0	12
THOMPSON	4-6	0-0	4-6	5	6	11	3	12	2	0	0	0	21
TEAM				3	2	5							
Totals	32-73	4-9	15-25	24	30	54	13	83	21	12	0	8	200
TOTAL FG%	1st Half: 0-0 0.0%	2nd Half: 32-73 43.8%	Game: 43.8%		DEADBALL								
3-Pt. FG%	1st Half: 0-0 0.0%	2nd Half: 4-9 44.4%	Game: 44.4%		REB								
F Throw %	1st Half: 0-0 0.0%	2nd Half: 15-25 60.0%	Game: 60.0%		3								

Attendance: 23,291; Halftime: Tennessee 42, Georgia 37; Officials: Sally Bell, Dee Kantner, Violet Palmer; Semifinals: Georgia 86, Stanford 76; Tennessee 88, Connecticut 83 (OT).

1997 National Champions



No team had ever won the NCAA championship coming in with more than six losses. But proving that it's wise to save your best for last, Tennessee took its fifth NCAA championship and second straight title with a 68-59 win over Old Dominion despite entering the tournament with a 23-10 record.

"Of all our runs to a championship, this one is really the most unexpected," said coach Pat Summitt. "It came from a team with tremendous heart and desire."

Tennessee took control quickly at the start of the title game, jumping out to a 20-8 lead. By halftime, the Lady Vols still had a comfortable lead, 34-22.

In the second half, Old Dominion clawed its way back, taking its first lead at 44-43 with 9:06 left in the game. The Lady Monarchs extended the lead to two, 49-47, before Chamique Holdslaw led the Lady Vols on a 12-2 run to put the game away for Tennessee.

Holdslaw was a unanimous choice as the most outstanding player, as she poured in 24 points and seven rebounds. Six of her points came during the decisive run at the end of the game. Joining Holdslaw on the All-Championship team was Kellie Jolly, who only scored five points, but set a championship record with 11 assists in the final game and a Final Four record with 20.

With the win, the Lady Vols earned their fifth national title, played in their seventh championship game and became only the second team to win consecutive championships. (Southern Cal, 1983 and 1984).

1998 National Champions



The 1998 Tennessee Lady Vols will be remembered as history-makers. A perfect 39-0 record and the most wins ever in women's collegiate basketball... an NCAA unprecedented three consecutive titles... and the systematic blowout night-after-night of the opposition.

When the team finally reached the NCAA title game against a dear old rival in Louisiana Tech, the contest started out tight with UT taking an 8-6 lead. Then "the greatest team ever to play the game," according to Louisiana Tech head coach Leon Barmore, exploded out to a 34-11 run over the next seven minutes. The points were coming in bunches to the tune of 63% field goal accuracy as these Lady Vols were on a mission.

By the halftime break, Tennessee led 55-32 and had registered an NCAA record for the most points scored in a half at the Final Four. Leading the way for UT in game 39 were the Three Meeks - MVP Chamique Holdslaw, Tamika Catchings and Semeka Randall—who collectively tallied 62 points and 25 rebounds in the Lady Vols' 93-75 victory.

Holdslaw, who scored 25 points and grabbed 10 rebounds, won the top player honors in the final game. She was joined on the All-Tournament Team by Catchings, who recorded 27 points in her first title game, and an honorary "Meek", Kellie Jolly, who added a career-high 20 points.

With the win, the Lady Vols earned their sixth national title, played in their eighth championship game and became the first team to win three consecutive NCAA titles.

1997 TITLE GAME STATISTICS

March 30, 1997 • Cincinnati, Ohio • Riverfront Coliseum

	FG	FGA	3FG	3FGA	FT	FTA	OF	DE	TO	P	P	TP	A	TO	BLK	S	MIN
Tennessee	4-4	0-0	0-0	1	2	3	2	8	2	1	1	0	30	3+			
JOHNSON*	1-3	0-0	0-0	0	3	3	2	2	1	3	0	1	22				
ELZY*	1-5	1-3	2-2	0	0	0	2	5	11	9	0	5	35+				
JOLLY*	11-20	0-0	2-3	0	7	7	2	24	3	6	1	2	39				
HOLDSCRAW*	4-4	0-0	0-3	2	4	6	2	8	0	1	0	2	33				
THOMPSON*	4-7	0-0	0-0	0	2	2	0	8	0	2	0	1	8+				
BUTTS	0-0	0-0	0-0	0	0	0	0	0	0	0	0	0	0+				
MILLIGAN	0-1	0-0	1-2	0	1	1	0	1	0	1	0	1	10+				
GREENE	0-1	0-0	0-0	0	0	0	0	0	0	0	0	0	3+				
LAXTON	0-0	0-0	0-0	0	0	1	0	0	0	0	0	0	2+				
STEPHENS	4-5	2-2	2-2	0	1	2	12	1	3	0	1	18+					
CONKLIN	TEAM																
TOTALS	29-49	3-5	7-13	7	2	2	6	13	68	18	26	2	12	20			
TOTAL FG%	1st Half: 0-0 0.0%		2nd Half: 29-49 59.2%		Game: 59.2%		DEADB		BALL								
3-Pt. FG%	1st Half: 0-0 0.0%		2nd Half: 3-5 60.0%		Game: 60.0%		REBS										
F Throw %	1st Half: 0-0 0.0%		2nd Half: 7-13 53.8%		Game: 53.8%		1										

1998 TITLE GAME STATISTICS

March 29, 1998 • Kansas City, Mo. • Kemper Arena

	FG	FGA	3FG	3FGA	FT	FTA	OF	DE	TO	P	P	TP	A	TO	BLK	S	MIN
Louisiana Tech	0-6	0-1	2-2	0	1	1	0	2	9	5	0	2	30				
STALLWORTH*	7-12	1-3	0-0	3	5	8	3	15	1	3	1	2	37				
MAXWELL*	2-6	0-0	0-0	1	4	5	4	4	0	3	0	3	31				
WILSON*	9-16	0-0	1-5	5	5	10	3	19	0	2	2	2	34				
BURRAS*	11-25	4-12	0-0	0	4	4	2	26	5	4	1	2	37				
JACKSON*	0-0	0-0	0-0	0	0	0	0	0	0	0	0	0	1				
COCHRAN	1-5	1-2	0-0	0	0	2	3	2	2	2	0	0	15				
SCHPEPMAN	0-0	0-0	2-2	1	0	1	0	2	0	1	0	8					
GILMORE	2-3	0-0	0-1	0	0	0	2	4	0	1	2	0	7				
BOWMAN	TEAM																
TOTALS	32-73	6-18	5-10	14	20	34	16	75	17	20	7	20	11	20			
TOTAL FG%	1st Half: 0-0 0.0%		2nd Half: 32-73 43.8%		Game: 43.8%		DEADB		BALL								
3-Pt. FG%	1st Half: 0-0 0.0%		2nd Half: 6-18 33.3%		Game: 33.3%		REBS										
F Throw %	1st Half: 0-0 0.0%		2nd Half: 5-10 50.0%		Game: 50.0%		2										

	FG	FGA	3FG	3FGA	FT	FTA	OF	DE	TO	P	P	TP	A	TO	BLK	S	MIN
Tennessee	7-10	4-5	2-2	0	4	4	2	20	3	2	1	3	34				
JOLLY*	4-9	0-0	2-4	2	6	8	2	10	2	4	0	2	34				
RANDALL*	11-25	0-0	3-4	4	6	10	0	25	6	2	0	1	36				
HOLDSCRAW*	8-16	0-4	11-13	3	4	7	3	27	2	4	0	4	34				
CATCHINGS*	0-2	0-0	0-0	1	1	2	0	1	0	0	0	0	8				
STEPHENS*	1-1	0-0	0-0	1	0	1	2	0	0	0	0	0	1				
BUTTS	0-1	0-0	0-0	0	0	0	0	0	0	0	0	0	1				
ELZY	0-0	0-0	0-0	0	0	0	0	0	0	0	0	0	1				
MILLIGAN	0-0	0-0	0-0	0	0	0	0	0	0	0	0	0	1				
GREENE	0-0	0-0	0-0	0	0	0	0	0	0	0	0	0	1				
LAXTON	0-0	0-0	0-0	0	1	1	0	0	0	1	0	0	1				
CLEMENT	3-4	0-0	0-0	0	1	1	6	2	3	0	0	0	15				
GETER	1-1	0-0	1-2	2	5	7	3	3	0	1	4	1	34				
TEAM																	
TOTALS	35-69	4-9	19-25	17	30	47	13	93	15	19	5	11	20				
TOTAL FG%	1st Half: 0-0 0.0%		2nd Half: 35-69 50.7%		Game: 50.7%		DEADB		BALL								
3-Pt. FG%	1st Half: 0-0 0.0%		2nd Half: 4-9 44.4%		Game: 44.4%		REBS										
F Throw %	1st Half: 0-0 0.0%		2nd Half: 19-25 76.0%		Game: 76.0%		3										

Attendance: 17,976; Halftime: Tennessee 55, Louisiana Tech 32; Officials: Sally Bell, Bob Trammell, Wesley Dean; Semifinals: Tennessee 86, Arkansas 58; Louisiana Tech 84, N.C. State 65.



2007 National Champions



On April 3, 2007, the Tennessee Lady Vols captured an elusive seventh national title, beating Rutgers to the ball for second and third shots in a 59-46 win to reclaim their customary place above all other programs.

Parker scored 17 points to lead her squad to a 34-3 final record, but the tournament's most outstanding player got plenty of help from Shannon Bobbitt who scored 13 points — nine of them on three treys in a lightning-quick span in the second half — and Nicky Anosike had 16 rebounds for the Lady Vols, who had 24 offensive boards.

After building a 16-point lead and then holding off a late push by Rutgers, the Lady Vols could finally celebrate, dribbling out the final 30 seconds under the Rutgers basket until Tennessee's players, some in tears, danced at midcourt as orange, blue and gold confetti fell from above.

"To win anything you have to be a tight team," Summitt said. "They believed in each other and they all had one goal, to be here in Cleveland and cut down the nets. I'm real, real proud of this team."

A three-pointer by Rutgers ended a 7-0 UT run that brought the Scarlet Knights to 50-42, but Parker made six straight free throws in 37 seconds to make it 56-44 with 1:08 left. As she went down the floor, Parker looked at the bench where senior Sidney Spencer was crying, knowing all the hard work during the offseason would end the best way possible.

The 2007 NCAA tournament ended the same way it has nearly one-third of the time since it started — with Tennessee setting up ladders to cut down the nets.

2008 National Champions



On April 8, 2008, the "under-rated" Tennessee Lady Vols captured their eighth national title, defeating Stanford 64-48. Incredible defensive pressure by UT forced 25 Cardinal turnovers which the Big Orange converted into 26 points.

"They came out with a great mentality to play hard, especially on the defensive end," Pat Summitt said. "On offense, we got more people involved, but it was our defense that got it done."

Tennessee standout Candace Parker, despite playing with a dislocated shoulder, scored 17 points and grabbed nine rebounds to help the Lady Vols capture their second straight championship, but unlike earlier games in the tournament when she had to carry the Lady Vols, her supporting cast came through. Shannon Bobbitt scored 13 points and Nicky Anosike added 12 points, eight rebounds and six steals for the Lady Vols. Freshman Vicki Baum had eight points before tearing her ACL in the second half.

Bobbitt scored all of her points in the first half as the Lady Vols jumped out to a 37-29 advantage. Trailing by one early, Tennessee used a 13-4 run to take a 17-9 lead midway through the half. Bobbitt hit two three-pointers and made a nifty layup to cap the spurt. The teams traded baskets before two free throws by Bobbitt gave the Lady Vols a 35-25 lead — their biggest of the half.

Parker didn't shoot nearly as many jumpers as usual, instead taking the ball to the basket on an array of moves. She converted one steal in the second half into a pretty layup that gave the Lady Vols a 10-point advantage. She then followed it up with a three-point play on a driving layup. The Cardinal, who had a season low for points, would get no closer than eight the rest of the way. With the game in hand and a minute left, Parker went to the Tennessee bench for the final time, holding up four fingers on each hand to signify the eight titles the Lady Vols have won.

"One is disputable, but two, you can't stumble onto two national championships, so we're pretty good," Parker said.

2007 TITLE GAME STATISTICS

April 3, 2007 • Cleveland, Ohio • Quicken Loans Arena

Rutgers	FG-FGA	3FG-FGA	FT-FTA	OF	DE	TO	PF	TP	A	TO	BLK	S	MIN
CARSON*	4-11	0-3	0-3	1	5	6	4	8	1	2	0	0	40
ZURICH*	2-6	0-0	0-0	0	1	1	3	4	0	0	1	1	23
VAUGHN*	9-15	0-0	2-3	7	3	10	2	20	2	4	1	3	34
PRICE*	0-0	0-0	2-4	1	2	3	4	2	2	4	0	0	26
AJAVON*	3-9	2-5	0-0	0	4	4	5	8	1	5	0	1	37
JERNIGAN	0-0	0-0	0-0	0	0	0	0	0	0	0	0	0	1
ADAMS	0-0	0-0	0-0	0	0	0	0	0	0	0	0	0	1
McCURDY	1-3	0-0	0-0	0	1	1	3	2	0	2	0	1	17
RAY	0-3	0-2	0-0	1	1	2	0	0	0	0	0	0	15
JUNAID	1-2	0-0	0-0	1	2	3	1	2	0	0	1	0	6
TEAM						4				1			
Totals	20-49	2-10	4-10	14	20	34	22	46	6	18	3	6	200
TOTAL FG%	1st Half: 8-21 38.1%		2nd Half: 12-28 42.9%		Game: 40.8%		D-BALL						
3-Pt. FG%	1st Half: 1-3 33.3%		2nd Half: 1-7 14.3%		Game: 20.0%		REB						
F Throw %	1st Half: 1-2 50.0%		2nd Half: 3-8 37.5%		Game: 40.0%		3						

Tennessee	FG-FGA	3FG-FGA	FT-FTA	OF	DE	TO	PF	TP	A	TO	BLK	S	MIN
SPENCER*	4-12	1-4	2-2	2	2	0	2	4	11	2	0	0	36
PARKER*	5-15	0-0	7-10	2	5	7	3	17	3	2	0	0	39
ANOSIKE*	2-9	0-0	0-5	10	6	16	2	4	2	1	0	1	34
BOBBITT*	4-9	4-8	1-2	2	1	3	1	13	0	1	0	3	32
HORNBUCKLE*	2-8	0-3	0-0	3	4	7	2	4	1	7	0	2	37
REDDING	0-0	0-0	0-0	0	0	0	0	0	0	0	0	0	1
AUGUSTE	3-5	0-0	4-4	4	1	5	1	10	1	0	0	1	15
FULLER	0-0	0-0	0-0	0	0	0	0	0	0	1	0	0	6
TEAM						2							
Totals	20-58	5-15	14-23	24	18	42	13	59	9	12	0	7	200
TOTAL FG%	1st Half: 11-30 36.7%		2nd Half: 9-28 32.1%		Game: 34.5%		D-BALL						
3-Pt. FG%	1st Half: 2-6 33.3%		2nd Half: 3-9 33.3%		Game: 33.3%		REB						
F Throw %	1st Half: 5-9 55.6%		2nd Half: 9-14 64.3%		Game: 60.9%		3						

Attendance: 20,704; Halftime: Tennessee 29, Rutgers 28; Officials: Lisa Mattingly, Tina Napier, Michael Price; Semifinals: Rutgers 59, LSU 35; Tennessee 56, North Carolina 50

2008 TITLE GAME STATISTICS

April 8, 2008 • Tampa, Fla. • St. Pete Times Forum

Stanford	FG-FGA	3FG-FGA	FT-FTA	OF	DE	TO	PF	TP	A	TO	BLK	S	MIN
PEDERSEN	2-7	0-2	3-4	2	8	10	4	7	0	2	0	0	37
APPEL	6-13	0-0	4-10	3	2	5	5	16	3	4	0	1	36
HONES	2-5	1-2	0-0	0	2	2	2	5	3	4	0	0	34
WIGGINS	6-16	2-5	0-0	1	3	4	3	14	1	6	0	4	39
GOLD-ONWUDE	1-2	0-0	0-0	0	3	3	2	2	0	4	0	1	16
PIERCE	0-0	0-0	0-0	0	0	0	0	0	0	0	0	0	2
DONAGHE	0-0	0-0	0-0	0	0	0	0	0	0	0	0	0	0+
POHLEN	0-2	0-1	0-0	0	1	1	1	0	1	0	0	0	11
CIMINO	0-0	0-0	0-0	0	0	0	0	0	0	0	0	0	0+
CLYBURN	0-1	0-1	0-0	0	0	0	0	0	0	0	0	0	1
HARMON	2-3	0-0	0-0	2	2	4	4	1	3	0	1	2	24
TEAM						3				1			
Totals	19-49	3-11	7-14	11	25	36	21	48	8	25	0	7	200
TOTAL FG%	1st Half: 12-25 48.0%		2nd Half: 7-24 29.2%		Game: 38.8%		DEADBALL						
3-Pt. FG%	1st Half: 3-5 60.0%		2nd Half: 0-6 0.0%		Game: 27.3%		REB						
F Throw %	1st Half: 2-4 50.0%		2nd Half: 5-10 50.0%		Game: 50.0%		2						

Tennessee	FG-FGA	3FG-FGA	FT-FTA	OF	DE	TO	PF	TP	A	TO	BLK	S	MIN
PARKER	5-10	0-0	7-11	1	8	9	2	17	1	4	1	4	37
AUGUSTE	3-7	0-0	1-2	3	4	7	4	7	2	3	0	1	39
ANOSIKE	6-11	0-0	0-1	3	5	8	3	12	0	2	1	6	29
BOBBITT	4-12	3-8	2-2	0	0	0	0	13	0	3	0	0	37
HORNBUCKLE	1-7	0-0	4-5	0	1	1	3	6	3	2	0	1	28
BJORLUND	0-5	0-1	0-0	1	0	1	0	0	0	0	0	1	15
SMALLBONE	0-0	0-0	1-2	0	1	1	0	1	0	0	0	0	1
BAUGH	3-4	0-0	2-2	3	1	4	2	8	0	0	0	0	13
FULLER	0-0	0-0	0-0	0	0	0	0	0	0	0	0	0	1
TEAM						3				4			
Totals	22-56	3-9	17-25	14	24	38	14	64	6	14	2	13	200
TOTAL FG%	1st Half: 13-29 44.8%		2nd Half: 9-27 33.3%		Game: 39.3%		D-BALL						
3-Pt. FG%	1st Half: 3-6 50.0%		2nd Half: 0-3 0.0%		Game: 33.3%		REB						
F Throw %	1st Half: 8-11 72.7%		2nd Half: 9-14 64.3%		Game: 68.0%		3						

Attendance: 21,655; Halftime: Tennessee 37, Stanford 29; Officials: Dee Kantner, Eric Brewton, Denise Brooks; Semifinals: Stanford 82, Connecticut 73; Tennessee 47, LSU 46



SEC HISTORY

2022 FINAL SEC TEAM STATISTICS

STANDINGS

TEAM	SEC	PCT.	ALL	PCT.
South Carolina*	15-1	.938	35-2	.946
LSU	13-3	.813	26-6	.813
Tennessee	11-5	.688	25-9	.735
Ole Miss	10-6	.625	23-9	.719
Florida	10-6	.625	21-11	.656
Georgia	9-7	.563	21-10	.677
Kentucky#	8-8	.500	19-12	.613
Arkansas	7-9	.438	18-14	.563
Missouri	7-9	.438	18-13	.581
Mississippi State	6-10	.375	15-14	.517
Alabama	6-10	.375	20-14	.588
Texas A&M	4-12	.250	14-15	.483
Vanderbilt	4-12	.250	16-19	.457
Auburn	2-14	.125	10-18	.357

* Reg. Season Champs, # Tourn. Champs

SCORING OFFENSE

TEAM	G	PTS	AVG/G
1. LSU	32	2359	73.72
2. Arkansas	32	2355	73.59
3. Kentucky	31	2237	72.16
4. Alabama	34	2431	71.50
5. Mississippi St.	29	2063	71.14
6. South Carolina	37	2623	70.89
7. Missouri	31	2187	70.55
8. Tennessee	34	2382	70.06
9. Texas A&M	29	2011	69.34
10. Georgia	31	2119	68.35
11. Florida	32	2176	68.00
12. Ole Miss	32	2142	66.94
13. Auburn	28	1784	63.71
14. Vanderbilt	35	2204	62.97

SCORING DEFENSE

TEAM	G	PTS	AVG/G
1. South Carolina	37	1875	50.68
2. Ole Miss	32	1810	56.56
3. Georgia	31	1832	59.10
4. Tennessee	34	2076	61.06
5. Vanderbilt	35	2148	61.37
6. LSU	32	1972	61.63
7. Florida	32	2072	64.75
8. Kentucky	31	2035	65.65
9. Auburn	28	1845	65.89
10. Alabama	34	2252	66.24
11. Arkansas	32	2129	66.53
12. Texas A&M	29	1956	67.45
13. Missouri	31	2091	67.45
14. Mississippi St.	29	1971	67.97

SCORING MARGIN

TEAM	G	OFF	DEF	MARGIN
1. South Carolina	37	70.89	50.68	+20.22
2. LSU	32	73.72	61.63	+12.09
3. Ole Miss	32	66.94	56.56	+10.38
4. Georgia	31	68.35	59.10	+9.26
5. Tennessee	34	70.06	61.06	+9.00
6. Arkansas	32	73.59	66.53	+7.06
7. Kentucky	31	72.16	65.65	+6.52
8. Alabama	34	71.50	66.24	+5.26
9. Florida	32	68.00	64.75	+3.25
10. Mississippi St.	29	71.14	67.97	+3.17
11. Missouri	31	70.55	67.45	+3.10
12. Texas A&M	29	69.34	67.45	+1.90
13. Vanderbilt	35	62.97	61.37	+1.60
14. Auburn	28	63.71	65.89	-2.18

FIELD GOAL PCT.

TEAM	G	FG	FGA	PCT
1. Missouri	31	791	1747	.453
2. LSU	32	915	2067	.443
3. Kentucky	31	849	1968	.431
4. Georgia	31	832	1942	.428
5. Mississippi St.	29	792	1855	.427
6. South Carolina	37	975	2289	.426

7. Ole Miss	32	821	1952	.421
8. Alabama	34	841	2006	.419
9. Tennessee	34	900	2173	.414
10. Texas A&M	29	727	1780	.408
11. Arkansas	32	833	2041	.408
12. Florida	32	803	1982	.405
13. Vanderbilt	35	822	2054	.400
14. Auburn	28	648	1677	.386

FIELD GOAL PCT. DEFENSE

TEAM	G	FG	FGA	PCT
1. South Carolina	37	728	2191	.332
2. Tennessee	34	759	2211	.343
3. LSU	32	723	1926	.375
4. Georgia	31	685	1812	.378
5. Texas A&M	29	703	1823	.386
6. Ole Miss	32	662	1695	.391
7. Arkansas	32	778	1965	.396
8. Florida	32	758	1908	.397
9. Kentucky	31	775	1889	.410
10. Missouri	31	787	1915	.411
11. Auburn	28	661	1604	.412
12. Alabama	34	858	2069	.415
13. Mississippi St.	29	740	1782	.415
14. Vanderbilt	35	787	1862	.423

FREE THROW PCT.

TEAM	G	FT	FTA	PCT
1. Georgia	31	352	479	.735
2. Florida	32	395	538	.734
3. Missouri	31	356	488	.730
4. Alabama	34	480	667	.720
5. Texas A&M	29	374	521	.718
6. Kentucky	31	358	512	.699
7. Vanderbilt	35	366	533	.687
8. South Carolina	37	494	731	.676
9. Arkansas	32	431	642	.671
10. Ole Miss	32	398	595	.669
11. Auburn	28	378	570	.663
12. LSU	32	425	647	.657
13. Tennessee	34	435	677	.643
14. Mississippi St.	29	287	455	.631

3-POINT FG PCT.

TEAM	G	3FG	3FGA	PCT
1. Missouri	31	249	648	.384
2. Texas A&M	29	183	493	.371
3. Alabama	34	269	787	.342
4. Kentucky	31	181	541	.335
5. Vanderbilt	35	194	599	.324
6. LSU	32	104	326	.319
7. Arkansas	32	258	810	.319
8. Mississippi St.	29	192	610	.315
9. Florida	32	175	566	.309
10. South Carolina	37	179	585	.306
11. Georgia	31	103	337	.306
12. Tennessee	34	147	495	.297
13. Auburn	28	110	386	.285
14. Ole Miss	32	102	366	.279

REBOUNDING MARGIN

TEAM	G	TEAM	OPP	MAR
1. South Carolina	37	47.86	30.19	+17.68
2. Tennessee	34	48.18	35.44	+12.74
3. LSU	32	43.22	35.19	+8.03
4. Georgia	31	40.61	35.26	+5.35
5. Ole Miss	32	38.38	33.56	+4.81
6. Florida	32	39.41	37.94	+1.47
7. Missouri	31	1116	1077	+1.26
8. Vanderbilt	35	35.23	34.31	+0.91
9. Kentucky	31	37.13	37.32	-0.19
10. Texas A&M	29	39.21	39.69	-0.48
11. Alabama	34	36.76	37.91	-1.15
12. Auburn	28	36.25	38.89	-2.64
13. Arkansas	32	37.81	41.25	-3.44
14. Mississippi St.	29	35.90	41.07	-5.17

2022 FINAL SEC TEAM STATISTICS

BLOCKED SHOTS

TEAM	G	NO	AVG/G
1. South Carolina	37	273	7.38
2. Georgia	31	197	6.35
3. Tennessee	34	191	5.62
4. Kentucky	31	170	5.48
5. Mississippi St.	29	151	5.21
6. Arkansas	32	160	5.00
7. Ole Miss	32	142	4.44
8. LSU	32	135	4.22
9. Texas A&M	29	118	4.07
10. Auburn	28	96	3.43
11. Florida	32	108	3.38
12. Alabama	34	100	2.94
13. Missouri	31	64	2.06
14. Vanderbilt	35	67	1.91

ASSISTS

TEAM	G	NO	AVG/G
1. Georgia	31	503	16.23
2. Kentucky	31	484	15.61
3. Tennessee	34	497	14.62
4. LSU	32	459	14.34
Ole Miss	32	459	14.34
6. South Carolina	37	515	13.92

7. Texas A&M	29	403	13.90
8. Missouri	31	417	13.45
9. Mississippi St.	29	377	13.00
10. Vanderbilt	35	450	12.86
11. Florida	32	401	12.53
12. Arkansas	32	400	12.50
13. Alabama	34	385	11.32
14. Auburn	28	314	11.21

STEALS

TEAM	G	NO	AVG/G
1. Vanderbilt	35	380	10.86
2. Ole Miss	32	290	9.06
3. Mississippi St.	29	261	9.00
4. Alabama	34	305	8.97
5. Florida	32	278	8.69
6. Georgia	31	264	8.52
7. Auburn	28	237	8.46
8. LSU	32	269	8.41
9. Kentucky	31	247	7.97
10. Arkansas	32	237	7.41
11. South Carolina	37	239	6.46
12. Tennessee	34	211	6.21
13. Texas A&M	29	170	5.86
14. Missouri	31	175	5.65

2022 FINAL SEC INDIVIDUAL STATISTICS

SCORING

PLAYER-TEAM	G	FG	3FG	FT	PTS	AVG/G
1. Howard, Rhyne - UK	31	215	70	135	635	20.48
2. Jackson, Rickea - MSU*	15	121	17	46	305	20.33
3. Pointer, Khayla - LSU	32	220	47	141	628	19.63
4. Hayes, Anastasia - MSU	25	174	18	98	464	18.56
5. Davis, Brittany - Bama	34	206	93	98	603	17.74
6. Coulibaly, Aicha - AUB	28	175	13	115	478	17.07
7. Edwards, Dre'una - UK	26	183	19	53	438	16.85
8. Boston, Aliyah - USC	37	239	14	131	623	16.84
9. Horston, Jordan - UT*	23	139	16	78	372	16.17
10. Wells, Kayla - TA&M	28	151	35	110	447	15.96

4. Howard, Rhyne - UK	31	135	167	.808
5. Daniels, Makayla - Ark	28	99	125	.792
6. Morris, Alexis - LSU	28	82	104	.788
7. Abrams, Megan - Bama	33	132	170	.776
8. Boston, Aliyah - USC	37	131	170	.771
9. Hayes, Anastasia - MSU	25	98	128	.766
10. Davis, Brittany - Bama	34	98	131	.748

REBOUNDS

PLAYER-TEAM	G	OFF	DEF	TOT	AVG/G
1. Blackwell, Aijha - Mizzou	27	67	283	350	12.96
2. Boston, Aliyah - USC	37	150	312	462	12.49
3. Horston, Jordan - UT*	23	41	175	216	9.39
4. Austin, Shakira - OM	32	76	212	288	9.00
5. Edwards, Dre'una - UK	26	75	143	218	8.38
6. Key, Tamari - UT	34	126	151	277	8.15
7. Newby, Autumn - LSU	31	96	155	251	8.10
8. Staiti, Jenna - UGA	29	62	165	227	7.83
9. Dye, Alexis - UT	34	91	171	262	7.71
10. Coulibaly, Aicha - AUB	28	77	132	209	7.46

ASSISTS

PLAYER-TEAM	G	ASSISTS	AVG/G
1. Taylor, Myah - MSU	29	159	5.48
2. Pointer, Khayla - LSU	32	168	5.25
3. Massengill, Jazmine - UK	30	141	4.70
4. Smith, Kiara - UF	30	139	4.63
5. Morrison, Que - UGA	31	138	4.45
6. Cambridge, Jordyn - Vandy	33	146	4.42
7. Nixon, Jordan - TA&M	28	119	4.25
8. Horston, Jordan - UT*	23	91	3.96
9. Henderson, Destanni - USC	34	133	3.91
10. Dembele, Mama - Mizzou	31	114	3.68

FIELD GOAL PCT.

PLAYER-TEAM	G	FG	FGA	PCT
1. Key, Tamari - UT*	34	132	227	.581
2. Boston, Aliyah - USC	37	239	441	.542
3. Edwards, Dre'una - UK	26	183	351	.521
4. Staiti, Jenna - UGA	29	181	350	.517
5. Frank, Hayley - Mizzou	31	157	307	.511
6. Blackwell, Aijha - Mizzou	27	143	289	.495
7. Hayes, Anastasia - MSU	25	174	371	.469
8. Austin, Shakira - OM	32	176	380	.463
9. Morris, Alexis - LSU	28	154	334	.461
10. Wells, Kayla - TA&M	28	151	333	.453

STEALS

PLAYER-TEAM	G	STEALS	AVG/G
1. Cambridge, Jordyn - Vandy	33	129	3.91
2. Taylor, Myah - MSU	29	78	2.69
3. Smith, Kiara - UF	30	72	2.40
4. Mingo-Young, JaMya - Bama	34	80	2.35
5. Howard, Rhyne - UK	31	71	2.29
6. Coulibaly, Aicha - AUB	28	61	2.18
7. Morrison, Que - UGA	31	65	2.10
8. Monk, Lashonda - OM	32	64	2.00
9. Alexander, Brinae - Vandy	32	63	1.97
10. Jordan, Jerkaila - MSU	29	57	1.97

3-POINT FG PCT. (min 2.0 3FGM per game)

PLAYER-TEAM	G	3FG	3FGA	PCT
1. Frank, Hayley - Mizzou	31	80	173	.462
2. Ramirez, Amber - Ark	30	78	194	.402
3. Davis, Brittany - Bama	34	93	264	.352

BLOCKED SHOTS

PLAYER-TEAM	G	BLOCKS	AVG/G
1. Key, Tamari - UT	34	119	3.50
2. Boston, Aliyah - USC	37	90	2.43
3. Staiti, Jenna - UGA	29	66	2.28
4. Goforth, Sasha - Ark	32	66	2.06
Austin, Shakira - OM	32	66	2.06
6. Bates, Malury - UGA	30	49	1.63
7. Aifuwa, Faustine - LSU	32	52	1.63
8. Rice, Jada - Bama	34	55	1.62
9. Jackson, Rickea - MSU*	15	23	1.53
10. Cardoso, Kamilla - USC	32	46	1.44

FREE THROW PCT.

PLAYER-TEAM	G	FT	FTA	PCT
1. Wells, Sania - AUB	27	76	84	.905
2. Morrison, Que - UGA	31	99	112	.884
3. Wells, Kayla - TA&M	28	110	134	.821

* - Did not meet SEC minimums but would have been among SEC leaders

GENERAL

STAFF

PLAYERS

REVIEW

HISTORY

FACILITIES

NCAA

SEC

RECORDS

MEDIA INFO



TENNESSEE AT THE TOP OF THE SEC (35 TITLES)

18 REGULAR SEASON & 17 TOURNAMENT CHAMPIONSHIPS

Year	Champion	SEC	Overall	Coach	Tournament Champion (Site)	Coach
1980*	TENNESSEE		33-5	Pat Head	TENNESSEE (Knoxville, Tenn.)	Pat Head
1981	Auburn		26-7	Joe Ciampi	Auburn (Baton Rouge, La.)	Joe Ciampi
1982	Kentucky		24-8	Terry Hall	Kentucky (Lexington, Ky.)	Terry Hall
1983	Georgia	4-4	27-7	Andy Landers	Georgia (Athens, Ga.)	Andy Landers
1984	Georgia	7-1	30-3	Andy Landers	Georgia (Athens, Ga.)	Andy Landers
1985*	TENNESSEE	4-4	22-10	Pat Summitt	TENNESSEE (Oxford, Miss.)	Pat Summitt
1986	Georgia	9-0	30-2	Andy Landers	Georgia (Athens, Ga.)	Andy Landers
1987	Auburn	8-1	31-2	Joe Ciampi	Auburn (Albany, Ga.)	Joe Ciampi
1988	Auburn	9-0	32-3	Joe Ciampi	TENNESSEE (Albany, Ga.)	Pat Summitt
1989	Auburn	9-0	32-2	Joe Ciampi	TENNESSEE (Albany, Ga.)	Pat Summitt
1990	TENNESSEE	8-1	27-6	Pat Summitt	Auburn (Albany, Ga.)	Joe Ciampi
1991	Georgia	9-0	28-4	Andy Landers	LSU (Albany, Ga.)	Sue Gunter
1992	Ole Miss	11-0	29-3	Van Chancellor	TENNESSEE (Albany, Ga.)	Pat Summitt
1993	TENNESSEE	11-0	29-3	Pat Summitt	Vanderbilt (Chattanooga, Tenn.)	Jim Foster
1994*	TENNESSEE	11-0	31-2	Pat Summitt	TENNESSEE (Chattanooga, Tenn.)	Pat Summitt
1995	TENNESSEE	11-0	34-3	Pat Summitt	Vanderbilt (Chattanooga, Tenn.)	Jim Foster
1996	Georgia	10-1	28-5	Andy Landers	TENNESSEE (Chattanooga, Tenn.)	Pat Summitt
1997	Georgia	11-1	25-6	Andy Landers	Auburn (Chattanooga, Tenn.)	Joe Ciampi
1998*	TENNESSEE	14-0	39-0	Pat Summitt	TENNESSEE (Columbus, Ga.)	Pat Summitt
1999*	TENNESSEE	13-1	31-3	Pat Summitt	TENNESSEE (Chattanooga, Tenn.)	Pat Summitt
2000*	* TENNESSEE	13-1	33-4	Pat Summitt	TENNESSEE (Chattanooga, Tenn.)	Pat Summitt
	*Georgia	13-1	32-4	Andy Landers		
2001	TENNESSEE	14-0	31-3	Pat Summitt	Georgia (Memphis, Tenn.)	Andy Landers
2002	TENNESSEE	13-1	29-5	Pat Summitt	Vanderbilt (Nashville, Tenn.)	Jim Foster
2003	TENNESSEE	14-0	33-5	Pat Summitt	LSU (North Little Rock, Ark.)	Sue Gunter
2004	TENNESSEE	14-0	31-4	Pat Summitt	Vanderbilt (Nashville, Tenn.)	Melanie Balcorn
2005	LSU	14-0	33-3	Pokey Chatman	TENNESSEE (Greenville, S.C.)	Pat Summitt
2006	LSU	13-1	31-4	Pokey Chatman	TENNESSEE (North Little Rock, Ark.)	Pat Summitt
2007	TENNESSEE	14-0	34-3	Pat Summitt	Vanderbilt (Duluth, Ga.)	Melanie Balcorn
2008	LSU	14-0	31-6	Van Chancellor	TENNESSEE (Nashville, Tenn.)	Pat Summitt
2009	Auburn	12-2	30-4	Nell Fortner	Vanderbilt (North Little Rock, Ark.)	Melanie Balcorn
2010*	TENNESSEE	15-1	32-3	Pat Summitt	TENNESSEE (Duluth, Ga.)	Pat Summitt
2011*	TENNESSEE	16-0	34-3	Pat Summitt	TENNESSEE (Nashville, Tenn.)	Pat Summitt
2012	Kentucky	13-3	28-7	Matthew Mitchell	TENNESSEE (Nashville, Tenn.)	Pat Summitt
2013	TENNESSEE	14-2	27-8	Holly Warlick	Texas A&M (Duluth, Ga.)	Gary Blair
2014	South Carolina	14-2	29-5	Dawn Staley	TENNESSEE (Duluth, Ga.)	Holly Warlick
2015	*South Carolina	15-1	34-3	Dawn Staley	South Carolina (Little Rock, Ark.)	Dawn Staley
	* TENNESSEE	15-1	30-6	Holly Warlick		
2016	South Carolina	16-0	33-2	Dawn Staley	South Carolina (Jacksonville, Fla.)	Dawn Staley
2017	South Carolina	14-2	33-4	Dawn Staley	South Carolina (Greenville, S.C.)	Dawn Staley
2018	Mississippi St.	16-0	37-2	Vic Schaefer	South Carolina (Nashville, Tenn.)	Dawn Staley
2019	Mississippi St.	15-1	33-3	Vic Schaefer	Mississippi State (Greenville, S.C.)	Vic Schaefer
2020	South Carolina	16-0	32-1	Dawn Staley	South Carolina (Greenville, S.C.)	Dawn Staley
2021	Texas A&M	25-3	15-1	Gary Blair	South Carolina (Greenville, S.C.)	Dawn Staley
2022	South Carolina	35-2	15-1	Dawn Staley	Kentucky (Nashville, Tenn.)	Kyra Elzy

* tied for regular season championship * Swept SEC regular season and tournament titles (eight times)

SEC TOURNAMENT RECORDS

(1980-2022)

Team	Years	Won	Lost	Pct.	Titles
TENNESSEE	43	82	26	.759	17
Texas A&M	10	11	9	.550	1
Vanderbilt	42*	49	36	.576	6
Georgia	43	51	39	.567	4
South Carolina	31	28	25	.528	6
Auburn	43	39	41	.488	4
Kentucky	43	40	41	.494	2
LSU	43	37	43	.463	2
Alabama	43	31	43	.419	0
Ole Miss	42*	29	42	.408	0
Mississippi State	43	26	42	.382	1
Arkansas	31	18	31	.367	0
Florida	42*	23	42	.343	0
Missouri	10	4	10	.286	0

* OM (2013), UF (1982), VU (2021) did not participate in tourney

ALL-TIME RECORDS

(According to Schools' Media Guides)

Team	Years	Won	Lost	Pct.
TENNESSEE	77	1426	360	.798
Georgia	48	1039	459	.694
LSU	46	977	493	.665
Auburn	51	961	535	.642
South Carolina	48	946	534	.639
Vanderbilt	44	873	514	.629
Kentucky	48	882	569	.608
Arkansas	46	831	548	.603
Ole Miss	47	877	592	.597
Texas A&M	47	870	615	.586
Missouri	46	821	614	.572
Alabama	47	811	630	.563
Florida	47	788	634	.554
Mississippi State	47	775	644	.546

ALL-TIME SEC STANDINGS

(Regular-Season Games Only, 1982-2022)

Team	Years	Won	Lost	Pct.	Titles
TENNESSEE	40	425	93	.820	18
Texas A&M	10	104	54	.658	1
Georgia	40	332	188	.638	7
LSU	40	304	215	.586	3
South Carolina	31	231	212	.521	6
Vanderbilt	40	253	255	.498	0
Missouri	10	76	82	.481	0
Auburn	40	242	278	.465	5
Kentucky	40	243	276	.468	2
Florida	40	216	303	.416	0
Mississippi State	40	212	305	.410	2
Arkansas	31	167	275	.378	0
Ole Miss	40	199	320	.383	1
Alabama	40	186	335	.357	0



Alexis Dye (shooting) averaged 21 points and 12 rebounds in two games in Nashville to merit 2022 SEC All-Tournament accolades.

TENNESSEE'S SEC TOURNAMENT HISTORY

1980 SEC TOURNAMENT

QUARTERFINALS: Tennessee def. Florida, 118-44 (2-8-80)
 SEMIFINALS: Tennessee def. Auburn, 72-61 (2-9-80)
 FINALS: **Tennessee def. Ole Miss, 85-71 (2-10-80)**

1981 SEC TOURNAMENT

QUARTERFINALS: Alabama def. Tennessee, 77-71 (1-30-81)

1982 SEC TOURNAMENT

QUARTERFINALS: Tennessee def. Vanderbilt, 80-75 (2-26-82)
 SEMIFINALS: Tennessee def. Georgia, 55-44 (2-27-82)
 FINALS: Kentucky def. Tennessee, 80-74 (2-28-82)

1983 SEC TOURNAMENT

QUARTERFINALS: (E1) Tennessee def. (W4) Alabama, 91-73 (3-4-83)
 SEMIFINALS: (E3) Georgia def. (E1) Tennessee, 71-65 (3-5-83)
 CONSO-FINALS: (E1) Tennessee def. (W3) Auburn, 83-75 (3-6-83)

1984 SEC TOURNAMENT

QUARTERFINALS: (W3) Alabama def. (E2) Tennessee, 85-66 (3-3-84)

1985 SEC TOURNAMENT

QUARTERFINALS: (E2) Tennessee def. (W3) Louisiana State, 85-78 (2-27-85)
 SEMIFINALS: (E2) Tennessee def. (W1) Ole Miss, 79-71 (3-3-85)
 FINALS: **(E2) Tennessee def. (W2) Auburn, 63-60 (3-4-85)**

1986 SEC TOURNAMENT

QUARTERFINALS: (4) Ole Miss def. (5) Tennessee, 83-78 (2-28-86)

1987 SEC TOURNAMENT

QUARTERFINALS: (4) Tennessee def. (5) Louisiana State, 64-63 (3-5-87)
 SEMIFINALS: (1) Auburn def. (4) Tennessee, 102-96 (3-6-87)

1988 SEC TOURNAMENT

QUARTERFINALS: (2) Tennessee def. (10) Kentucky, 100-66 (3-5-88)
 SEMIFINALS: (2) Tennessee def. (6) Georgia, 82-76 (3-6-88)
 FINALS: **(2) Tennessee def. (1) Auburn, 73-70 (3-7-88)**

1989 SEC TOURNAMENT

QUARTERFINALS: (2) Tennessee def. (10) Alabama, 89-61 (3-4-89)
 SEMIFINALS: (2) Tennessee def. (6) Ole Miss, 82-60 (3-5-89)
 FINALS: **(2) Tennessee def. (1) Auburn, 66-51 (3-6-89)**

1990 SEC TOURNAMENT

QUARTERFINALS: (1) Tennessee def. (9) Florida, 81-56 (3-3-90)
 SEMIFINALS: (1) Tennessee def. (4) Georgia, 73-54 (3-4-90)
 FINALS: (2) Auburn def. (1) Tennessee, 78-77 (3-5-90)

1991 SEC TOURNAMENT

QUARTERFINALS: (3) Tennessee def. (6) Vanderbilt, 62-60 (3-2-91)
 SEMIFINALS: (3) Tennessee def. (2) Auburn, 70-62 (3-3-91)
 FINALS: (4) Louisiana State def. (3) Tennessee, 80-75 (3-4-91)

1992 SEC TOURNAMENT

QUARTERFINALS: (2) Tennessee def. (10) Louisiana State, 70-65 (3-7-92)
 SEMIFINALS: (2) Tennessee def. (6) Kentucky, 90-84 (3-8-92)
 FINALS: **(2) Tennessee def. (4) Georgia, 73-66 (3-9-92)**

1993 SEC TOURNAMENT

QUARTERFINALS: (8) Georgia def. (1) Tennessee, 73-72 (3-6-93)

1994 SEC TOURNAMENT

QUARTERFINALS: (1) Tennessee def. (3) Georgia, 86-72 (3-5-94)
 SEMIFINALS: (1) Tennessee def. (4) Alabama, 72-56 (3-6-94)
 FINALS: **(1) Tennessee def. (2) Vanderbilt, 82-57 (3-7-94)**

1995 SEC TOURNAMENT

QUARTERFINALS: (1) Tennessee def. (9) Kentucky, 74-62 (3-4-95)
 SEMIFINALS: (1) Tennessee def. (4) Alabama, 84-70 (3-5-95)
 FINALS: (2) Vanderbilt def. (1) Tennessee, 67-61 (3-6-95)

1996 SEC TOURNAMENT

QUARTERFINALS: (2) Tennessee def. (7) Ole Miss, 73-51 (3-2-96)
 SEMIFINALS: (2) Tennessee def. (6) Florida, 74-63 (3-3-96)
 FINALS: **(2) Tennessee def. (4) Alabama, 64-60 (3-4-96)**

1997 SEC TOURNAMENT

FIRST ROUND: (5) Tennessee def. (12) South Carolina, 75-48 (2-28-97)
 QUARTERFINALS: (5) Tennessee def. (4) LSU, 100-99 (OT) (3-1-97)
 SEMIFINALS: (9) Auburn def. (5) Tennessee, 61-59 (3-2-97)

1998 SEC TOURNAMENT

QUARTERFINALS: (1) Tennessee def. (9) Mississippi State, 88-60 (2-27-98)
 SEMIFINALS: (1) Tennessee def. (4) Vanderbilt, 106-45 (2-28-98)
 FINALS: **(1) Tennessee def. (3) Alabama, 67-63 (3-1-98)**

1999 SEC TOURNAMENT

QUARTERFINALS: (1) Tennessee def. (8) Florida, 92-80 (2-26-99)
 SEMIFINALS: (1) Tennessee def. (5) Alabama, 80-69 (2-27-99)
 FINALS: **(1) Tennessee def. (3) Georgia, 85-69 (2-28-99)**

2000 SEC TOURNAMENT

QUARTERFINALS: (2) Tennessee def. (7) Florida, 91-79 (3-3-00)
 SEMIFINALS: (2) Tennessee def. (6) Vanderbilt, 61-53 (3-4-00)
 FINALS: **(2) Tennessee def. (5) Mississippi State, 70-67 (3-5-00)**

2001 SEC TOURNAMENT

QUARTERFINALS: (1) Tennessee def. (8) Alabama, 82-52 (3-2-01)
 SEMIFINALS: (4) Vanderbilt def. (1) Tennessee, 77-74 (3-3-01)

2002 SEC TOURNAMENT

QUARTERFINALS: (1) Tennessee def. (9) Georgia, 81-67 (3-1-02)
 SEMIFINALS: (4) Louisiana State def. (1) Tennessee, 81-80 (3-2-02)

2003 SEC TOURNAMENT

QUARTERFINALS: (1) Tennessee def. (8) Auburn, 66-51 (3-7-03)
 SEMIFINALS: (1) Tennessee def. (4) Mississippi State, 76-75 (3-8-03)
 FINALS: (2) Louisiana State def. (1) Tennessee, 78-62 (3-9-03)

2004 SEC TOURNAMENT

QUARTERFINALS: (1) Tennessee def. (8) Mississippi State, 67-57 (3-5-04)
 SEMIFINALS: (5) Georgia def. (1) Tennessee, 68-66 (OT) (3-6-04)

2005 SEC TOURNAMENT

QUARTERFINALS: (2) Tennessee def. (7) Auburn, 64-54 (3-3-05)
 SEMIFINALS: (2) Tennessee def. (3) Vanderbilt, 76-73 (3-5-05)
 FINALS: **(2) Tennessee def. (1) LSU, 67-65 (3-6-05)**

2006 SEC TOURNAMENT

QUARTERFINALS: (2) Tennessee def. (10) Auburn, 77-45 (3-3-06)
 SEMIFINALS: (2) Tennessee def. (3) Georgia, 89-79 (3-4-06)
 FINALS: **(2) Tennessee def. (1) LSU, 63-62 (3-5-06)**

2007 SEC TOURNAMENT

QUARTERFINALS: (1) Tennessee def. (8) South Carolina, 81-63 (3-2-07)
 SEMIFINALS: (4) LSU def. (1) Tennessee, 63-54 (3-3-07)

2008 SEC TOURNAMENT

QUARTERFINALS: (2) Tennessee def. (7) Florida, 92-61 (3-7-08)
 SEMIFINALS: (2) Tennessee def. (3) Vanderbilt, 63-48 (3-8-08)
 FINALS: **(2) Tennessee def. (1) LSU, 61-55 (3-9-08)**

2009 SEC TOURNAMENT

FIRST ROUND: (5) Tennessee def. (12) Alabama, 68-49 (3-5-09)
 QUARTERFINALS: (5) Tennessee def. (4) Florida, 71-67 (3-6-09)
 SEMIFINALS: (1) Auburn def. (5) Tennessee, 78-58 (3-7-09)

2010 SEC TOURNAMENT

QUARTERFINALS: (1) Tennessee def. (9) Ole Miss, 76-51 (3-5-10)
 SEMIFINALS: (1) Tennessee def. (5) Vanderbilt, 68-49 (3-6-10)
 FINALS: **(1) Tennessee def. (2) Kentucky, 70-62 (3-7-10)**

2011 SEC TOURNAMENT

QUARTERFINALS: (1) Tennessee def. (8) Florida 92-75 (3-4-11)
 SEMIFINALS: (1) Tennessee def. (4) Georgia 82-58 (3-5-11)
 FINALS: **(1) Tennessee def. (2) Kentucky 90-65 (3-6-11)**

2012 SEC TOURNAMENT

QUARTERFINALS: (2) Tennessee def. (7) Vanderbilt 68-57 (3-2-12)
 SEMIFINALS: (2) Tennessee def. (6) South Carolina 74-58 (3-12-12)
 FINALS: **(2) Tennessee def. (4) LSU 70-58 (3-4-12)**

2013 SEC TOURNAMENT

QUARTERFINALS: (1) Tennessee def. (9) Florida 82-73 (3-8-13)
 SEMIFINALS: (4) Texas A&M def. (1) Tennessee 66-62 (3-9-13)

2014 SEC TOURNAMENT

QUARTERFINALS: (2) Tennessee def. (10) LSU 77-65 (3-7-14)
 SEMIFINALS: (2) Tennessee def. (3) Texas A&M 86-77 (3-8-14)
 FINALS: **(2) Tennessee def. (4) Kentucky 71-70 (3-9-14)**

2015 SEC TOURNAMENT

QUARTERFINALS: (2) Tennessee def. (10) Georgia 75-41 (3-6-15)
 SEMIFINALS: (2) Tennessee def. (6) Kentucky 75-64 (3-7-15)
 FINALS: (1) South Carolina def. (2) Tennessee 62-46 (3-8-15)

2016 SEC TOURNAMENT

SECOND ROUND: (7) Tennessee def. (10) Arkansas 68-51 (3-5-16)
 QUARTERFINALS: (7) Tennessee def. (2) Texas A&M 70-60 (3-6-16)
 SEMIFINALS: (3) Mississippi State def. (7) Tennessee 58-48 (3-5-16)

2017 SEC TOURNAMENT

SECOND ROUND: (12) Alabama def. (5) Tennessee 72-64 (3-2-17)

2018 SEC TOURNAMENT

SECOND ROUND: (7) Tennessee def. (10) Auburn 64-61 (3-1-18)
 QUARTERFINALS: (2) South Carolina def. (7) Tennessee 73-62 (2-28-18)

2019 SEC TOURNAMENT

SECOND ROUND: (8) Tennessee def. (9) LSU 69-66 (3-7-19)
 QUARTERFINALS: (1) Mississippi State def. (8) Tennessee 83-68 (3-8-19)

2020 SEC TOURNAMENT

SECOND ROUND: (6) Tennessee def. (11) Missouri 64-51 (3-5-20)
 QUARTERFINALS: (3) Kentucky def. (6) Tennessee 86-65 (3-6-20)

2021 SEC TOURNAMENT

QUARTERFINALS: (3) Tennessee def. (11) Ole Miss 77-72 (3-1-21)
 SEMIFINALS: (2) South Carolina def. (3) Tennessee 67-52 (3-6-21)

2022 SEC TOURNAMENT

QUARTERFINALS: (3) Tennessee def. (11) Alabama 74-59 (3-4-22)
 SEMIFINALS: (7) Kentucky def. (3) Tennessee 83-74 (3-5-22)

GENERAL

STAFF

PLAYERS

REVIEW

HISTORY

FACILITIES

NCAA

SEC

RECORDS

MEDIA INFO



LADY VOL CONFERENCE RECOGNITION

SEC PLAYER OF THE YEAR

1989 (C) Bridgette Gordon
 1990 (C) Dena Head
 1994 (C, '95 (C) Nikki McCray
 1998 (C & AP), '99 (C & AP) Chamique Holdsclaw
 2007 (C & AP) Candace Parker
 2011 (C-Co) Shekinna Stricklen
 2013 (C-Co), '14 (AP) Meighan Simmons

SEC FRESHMAN OF THE YEAR

1986 (C) Bridgette Gordon
 1989 (C) Dena Head
 1996 (C) Chamique Holdsclaw
 1998 (C & AP) Tamika Catchings
 2006 (C & AP) Candace Parker
 2008 (C & AP) Angie Bjorklund
 2011 (C & AP) Meighan Simmons
 2013 (C & AP) Bashaara Graves

SEC FEMALE ATHLETE OF THE YEAR

1989 Bridgette Gordon
 1991 Daedra Charles
 1998, '99 Chamique Holdsclaw
 2008 Candace Parker

SEC ALL-FRESHMAN TEAM

1986 Bridgette Gordon
 1987 Tonya Edwards
 1988 Kris Durham
 1989 Dena Head
 1990 Lisa Harrison
 1991 Nikki Caldwell
 1992 Peggy Evans
 1992 Tiffany Woosley
 1992 Dana Johnson
 1993 Latina Davis
 1994 Pashen Thompson
 1995 Tiffani Johnson
 1996 Chamique Holdsclaw
 1998 Semeka Randall
 1998 Tamika Catchings
 2000 Gwen Jackson
 2000 Kara Lawson
 2001 Ashley Robinson
 2002 Shyra Ely
 2002 Loree Moore
 2003 Shanna Zolman
 2004 Sidney Spencer
 2005 Nicky Anosike
 2005 Alexis Hornbuckle
 2006 Candace Parker
 2008 Angie Bjorklund
 2009 Glory Johnson
 2009 Shekinna Stricklen
 2011 Meighan Simmons
 2012 Ariel Massengale
 2013 Bashaara Graves
 2014 Andraya Carter
 2016 Te'a Cooper
 2018 Rennia Davis
 2018 Evina Westbrook
 2019 Zaay Green
 2020 Jordan Horston
 2021 Marta Suárez
 2022 Sara Puckett

COACHES ALL-SEC SELECTIONS

1982, '84 Mary Ostrowski
 1982 Paula Towns
 1987, '84 Tanya Haave
 1983 Lea Henry
 1985 Sheila Collins
 1986, '87, '88, '89 Bridgette Gordon
 1987, '88, '89 Sheila Frost
 1988 Dawn Marsh (2nd)
 1988, '90 Tonya Edwards ('88 2nd)
 1989 Melissa McCray (2nd)
 1990, '91 Daedra Charles
 1990, '91, '92 Dena Head ('90 2nd)
 1992, '93 Peggy Evans ('93 2nd)
 1993 Lisa Harrison
 1993, '94, '95 Nikki McCray ('93 2nd)
 1993, '94 Tiffany Woosley ('94 2nd)
 1994, '95 Dana Johnson
 1995, '96 Michelle Marciniak ('96 2nd)
 1996 Latina Davis (2nd)
 1996, '97, '98, '99 Chamique Holdsclaw
 1997 Abby Conklin (2nd)
 1998, '99, '00, '01 Tamika Catchings ('01 2nd)
 1998, '99, '00, '01 Semeka Randall ('98, '01 2nd)
 1999 Kellie Jolly (2nd)
 2000, '01, '02, '03 Kara Lawson
 2000, '01, '02 Michelle Snow ('00, '02, 2nd)
 2001, '03 Gwen Jackson
 2004 Tasha Butts (2nd)
 2004, '05 Shyra Ely
 2004, '05, '06 Shanna Zolman ('04, '05 2nd)
 2006, '07, '08 Alexis Hornbuckle ('06 2nd)
 2006, '07, '08 Candace Parker
 2007 Sidney Spencer (2nd)
 2008 Shannon Bobbitt (2nd)
 2009, '10 Angie Bjorklund ('09 2nd)
 2009, '10, '11, '12 Shekinna Stricklen ('09, '10 2nd)
 2010 Kelley Cain
 2011, '12 Glory Johnson
 2011, '13, '14 Meighan Simmons ('11 2nd)

2013
 2014, '15
 2015
 2017
 2017, '18
 2017, '18
 2019, '20, '21
 2021
 2022
 2022

Bashaara Graves
 Isabelle Harrison
 Cierra Burdick
 Diamond DeShields
 Jaime Nared ('17 2nd)
 Mercedes Russell ('17 2nd)
 Rennia Davis ('19 2nd)
 Rae Burrell ('21 2nd)
 Jordan Horston
 Tamari Key ('22 2nd)

AP ALL-SEC SELECTIONS (1997-2019)

1997 Abby Conklin (HM)
 1997, '98, '99 Chamique Holdsclaw
 1998, '99, 2000, '01 Tamika Catchings ('01 3rd)
 1998, '99, 2000, '01 Semeka Randall ('98 & '00 2nd & '01 3rd)
 2000, '01, '02, '03 Kara Lawson ('00 & '01 2nd)
 2001 Kristen Clement (HM)
 2001 Ashley Robinson (HM)
 2001, '03 Gwen Jackson ('01 & '03 2nd)
 2001, '02 Michelle Snow ('01 & '02 2nd)
 2004 Tasha Butts (3rd)
 2004, '05 Shyra Ely
 2005, '06 Shanna Zolman ('05 & '06 2nd)
 2006, '07, '08 Candace Parker ('06 2nd)
 2008 Shannon Bobbitt (2nd)
 2007 Sidney Spencer (HM)
 2007, '08 Alexis Hornbuckle ('08 2nd)
 2009, '10 Angie Bjorklund ('09 HM)
 2010 Kelley Cain
 2009, '10, '11, '12 Shekinna Stricklen ('09 HM, '10 2nd)
 2011, '12 Glory Johnson
 2011, '13, '14 Meighan Simmons ('11 2nd)
 2013, '16 Bashaara Graves ('13 & '16 2nd)
 2014, '15 Isabelle Harrison ('15 2nd)
 2015 Cierra Burdick (2nd)
 2016, '17 Diamond DeShields ('16 & '17 2nd)
 2017, '18 Mercedes Russell ('17 & '18 2nd)
 2018 Jaime Nared (2nd)
 2019 Rennia Davis (2nd)

AP ALL-SEC SELECTIONS (2022-Present)

2022 Jordan Horston
 2022 Tamari Key ('22 2nd)

SEC DEFENSIVE PLAYER OF THE YEAR

2012 Glory Johnson

SEC ALL-DEFENSIVE TEAM

2008 Alexis Hornbuckle
 2010 Kelley Cain
 2011 Glory Johnson
 2012 Glory Johnson
 2021, '22 Tamari Key

SEC ALL-TOURNAMENT TEAM

1980 Cindy Noble
 1980 Jill Rankin (MVP)
 1980 Holly Warlick
 1982 Mary Ostrowski
 1982, '83 Tanya Haave
 1985 Sheila Collins (MVP)
 1985 Dawn Marsh
 1987 Kathy Spinks
 1988, '89 Bridgette Gordon ('88, '89 MVP)
 1989, '90, '92 Dena Head ('92 MVP)
 1989 Sheila Frost
 1990, '91 Daedra Charles
 1992 Peggy Evans
 1994 Tiffany Woosley (MVP)
 1994, '95 Nikki McCray
 1996 Michelle Marciniak
 1996, '97, '98, '99 Chamique Holdsclaw ('98, '99 MVP)
 1998, '99, 2000 Tamika Catchings
 1998 Semeka Randall
 1999, 2000 Michelle Snow
 2002, '03 Kara Lawson
 2004, '05 Shyra Ely ('05 MVP)
 2005 Shanna Zolman
 2005 Brittany Jackson
 2006, '08 Candace Parker ('06, '08 MVP)
 2006 Sidney Spencer
 2007 Alexis Hornbuckle
 2008 Shannon Bobbitt
 2009, '11 Angie Bjorklund
 2010 Alyssia Brewer (MVP)
 2010 Alicia Manning
 2010, '11, '12 Shekinna Stricklen ('11 MVP)
 2011, '12 Glory Johnson ('12 MVP)
 2013 Taber Spani
 2014, '15 Isabelle Harrison ('14 MVP)
 2015 Cierra Burdick
 2016 Jordan Reynolds
 2016 Diamond DeShields
 2022 Alexis Dye

SEC 6TH WOMAN OF THE YEAR

2010 Alyssia Brewer
 2018 Anastasia Hayes

SEC SCHOLAR-ATHLETE OF THE YEAR

2010 Angie Bjorklund

SEC COMMUNITY SERVICE TEAM

1999 Kellie Jolly
 2000 Tamika Catchings

LADY VOL CONFERENCE RECOGNITION

2001 '03
2002
2004
2005
2006
2007
2008
2009
2010
2011
2012
2013
2014, '15
2016
2017
2018
2019
2020
2021
2022

Kara Lawson
April McDivitt
Tasha Butts
Tye'sha Fluker
Shanna Zolman
Sidney Spencer
Nicky Anosike
Alex Fuller
Glory Johnson
Angie Bjorklund
Glory Johnson
Taber Spani
Cierra Burdick
Andraya Carter
Jordan Reynolds
Mercedes Russell
Evana Westbrook
Kamera Harris
Lady Vol Team
Tamari Key

2004 '05, '06
2004, '05, '06, '07
2004, '07
2005
2005, '06, '07, '08
2005, '06, '07, '08
2006, '07
2007
2008
2008, 09
2009, '10
2009, '11, '12
2009, '10, '11, '12
2009, '10, '11, '12
2008, '09, '10, '11
2008, '09, '10, '11
2009, '10, '11, '12
2010, '11, '12, '13
2011
2012, '13, '14, '15
2012, '13, '14, '15
2013, '14, '15, '16
2013, '14, '16
2014, '15
2014, '17
2014, '17
2015
2015, '16, '17, '18
2015, '16
2015, '16
2015, '16
2016, '17
2017
2017, '19, '20
2019, '20, '21
2020
2020, '21, '22
2020, '21
2020, '21, '22
2020, '21, '22
2021, '22
2021, '22
2021, '22
2021, '22
2022
2022
2022
2022
2022

Shanna Zolman
Sidney Spencer
Dominique Redding
Shyra Ely
Nicky Anosike
Candace Parker
Alex Fuller
Elizabeth Curry
Shannon Bobbitt
Kelley Cain
Cait McMahan
Alicia Manning
Briana Bass
Vicki Baugh
Angie Bjorklund
Sydney Smallbone
Glory Johnson
Taber Spani
Lauren Avant
Cierra Burdick
Isabelle Harrison
Andraya Carter
Bashaara Graves
Ariel Massengale
Jordan Reynolds
Mercedes Russell
Jasmine Jones
Kortney Dunbar
Alexa Middleton
Jaime Nared
Diamond DeShields
Schaquilla Nunn
Kamera Harris
Rennia Davis
Lou Brown
Rae Burrell
Kasiyahna Kushkituah
Jordan Horston
Jessie Rennie
Emily Saunders
Tess Darby
Keyrin Green
Marta Suárez
Jordan Walker
Alexus Dye
Brooklyn Miles
Sara Puckett
Karoline Striplin
Kaiya Wynn

SEC ACADEMIC HONOR ROLL

1983, '84
1984, '85
1987, '88
1988
1989
1990, '91, '92
1990
1991
1991, '92
1991, '92
1992
1993
1994
1994
1994, '96
1995
1995, '96, '97
1996, '97, '98
1997, '98, '99
1998
1998, '99, 2000
1999, '01
1999, '02
2000, '01, '02
2000, '01, '02
2001, '02
2001, '02, '03
2001, '02
2001, '02
2003
2004, '05, '06
Tanya Haave
Linda Ray
Jennifer Tuggle
Lisa Webb
Melissa McCray
Debbie Dunhee
Debbie Scott
Tonya Edwards
Regina Clark
Jody Adams
Peggy Evans
Lisa Harrison
Rochone Dilligard
Vonda Ward
Michelle Marciniak
Nikki McCray
Abby Conkin
Brynae Laxton
Kellie Jolly
Laurie Milligan
Niya Butts
Kristen "Ace" Clement
Tamika Catchings
Amanda Canon
Sarah Edwards
Semeka Randall
Kara Lawson
Kyra Elzy
April McDivitt
Courtney McDaniel
Tye'sha Fluker

▶ TENNESSEE'S MOST DECORATED SEC PLAYERS

Angie Bjorklund

2008 All-Freshman; 2008 Freshman of the Year; 2008, 2009, 2010, 2011 Academic; 2009 (2nd), 2010 (1st) Coaches All-SEC; 2009, 2011 All-Tournament; 2010 (1st) AP All-SEC

Tamika Catchings

1998 All-Freshman; 1998 Freshman of the Year; 1998 (1st), 1999 (1st), 2000 (1st), 2001 (2nd) Coaches All-SEC; 1998, 1999, 2000 All-Tournament; 1999 (2nd), 2000 (1st) AP All-SEC; 1999, 2002 Academic

Daedra Charles

1990, 1991 All-Tournament; 1990 (1st), 1991 (1st) Coaches All-SEC; 1991 Female Athlete of the Year

Shyra Ely

2002 All-Freshman; 2004 (1st), 2005 (1st) Coaches All-SEC; 2004 (1st), 2005 (1st) AP All-SEC; 2004, 2005 All Tournament; 2005 Tournament MVP; 2005 Academic

Brigitte Gordon

1986 Freshman of the Year; 1986 All-Freshman; 1986 (1st), 1987 (1st), 1988 (1st), 1989 (1st) Coaches All-SEC; 1988, 1989 All-Tournament; 1988, 1989 Tournament MVP; 1989 Female Athlete of the Year, 1989 Player of the Year.

Dena Head

1989 All-Freshman; 1989 Freshman of the Year; 1989, 1990, 1992 All-Tournament; 1990 (2nd), 1991 (1st), 1992 (2nd) Coaches All-SEC; 1992 Player of the Year; 1992 Tournament MVP

Isabelle Harrison

2012, 2013, 2014, 2015 Academic All-SEC; 2014 SEC All-Tournament; 2014 SEC Tournament MVP; 2014 (1st), 2015 (1st) Coaches All-SEC; 2014 (1st), 2015 (2nd) AP All-SEC

Chamique Holdscaw

1996 All-Freshman; 1996 Freshman of the Year; 1996 (1st), 1997 (1st), 1998 (1st), 1999 (1st) Coaches & AP All-SEC; 1996, 1997, 1998, 1999 All-Tournament; 1998, 1999 Coaches & AP Player of the Year; 1998, 1999 SEC Female Athlete of the Year; 1998, 1999 Tournament MVP

Glory Johnson

2009 All-Freshman; 2009, 2010, 2011, 2012 Academic; 2011 (1st), 2012 (1st) Coaches All-SEC; 2011 (1st), 2012 (1st) AP All-SEC; 2011, 2012 All-Defensive; 2011, 2012 All-Tournament; 2012 Tournament MVP; 2012 Defensive Player of the Year, 2012 Community Service Team

Kara Lawson

2000 All-Freshman; 2000 (1st), 2001 (1st), 2002 (1st), 2003 (1st) Coaches All-SEC; 2000 (2nd), 2001 (2nd), 2002 (1st), 2003 (1st) AP All-SEC; 2001, 2002, 2003 Academic; 2001, 2003 Good Works Team; 2002, 2003 All-Tournament

Nikki McCray

1993 (2nd), 1994 (1st), 1995 (1st) Coaches All-SEC; 1994, 1995 Coaches Player of the Year; 1994, 1995 All-Tournament; 1995 All-Tournament, 1995 Academic

Candace Parker

2005, 2006, 2007, 2008 Academic; 2006 SEC All-Freshman; 2006 Freshman of the Year; 2006 (1st), 2007 (1st), 2008 (1st) Coaches All-SEC; 2006 (2nd), 2007 (1st), 2008 (1st) AP All-SEC; 2006, 2008 All-Tournament (MVP); 2007 Player of the Year; 2007 AP Player of the Year; 2008 Female Athlete of the Year

Semeka Randall

1998 All-Freshman; 1998 All-Tournament; 1998 (2nd), 1999 (1st), 2000 (1st), 2001 (2nd)

Coaches All-SEC; 1998 (2nd), 1999 (1st), 2000 (2nd), 2001 (3rd) AP All-SEC; 2001, 2002 Academic

Meighan Simmons

2011 All-Freshman; 2011 SEC Freshman of the Year; 2011 (2nd), 2013 (1st), 2014 (1st) Coaches All-SEC; 2011 (2nd), 2013 (1st), 2014 (1st) AP All-SEC; 2013 Coaches SEC Co-Player of the Year; 2014 AP SEC Player of the Year

Michelle Snow

1999, 2000 All-Tournament; 2000 (2nd), 2001 (1st), 2002 (2nd) Coaches All-SEC; 2000 (HM), 2001 (2nd), 2002 (2nd) AP All-SEC

Sidney Spencer

2004 SEC All-Freshman; 2007 (2nd) Coaches All-SEC; 2007 (HM) AP All-SEC; 2004, 2005, 2006, 2007 Academic; 2006 All-Tournament; 2007 Good Works

Shekinna Stricklen

2009 SEC All-Freshman; 2009 (2nd), 2010 (2nd), 2011 (1st), 2012 (1st) Coaches All-SEC; 2010 (2nd), 2011 (1st), 2012 (1st) AP All-SEC; 2010, 2011, 2012 All-Tournament; 2011 Tournament MVP; 2011 AP Co-Player of the Year

Shanna Zolman

2003 SEC All-Freshman; 2004 (2nd), 2005 (2nd), 2006 (1st) Coaches All-SEC; 2005 (2nd), 2006 (2nd) AP All-SEC; 2004, 2005, 2006 Academic; 2005 All-Tournament; 2006 Good Works

GENERAL

STAFF

PLAYERS

REVIEW

HISTORY

FACILITIES

NCAA

SEC

RECORDS

MEDIA INFO



LADY VOL SEC TOURNAMENT RECORDS

INDIVIDUAL RECORDS

MOST FG: 15, Shelia Collins, Ole Miss, 3-3-85, Semifinal, UT 79-71
MOST FGA: 28, Shelia Collins, Ole Miss, 3-3-85, Semifinal, UT 79-71
MOST 3pt FG: 7, Angie Bjorklund, Kentucky, 3-6-11, Championship, UT 90-65
MOST 3pt FGA: 13, Angie Bjorklund, Vanderbilt, 3-6-10, Semifinal, UT 68-49
MOST FT: 15, Shelia Collins, LSU, 2-27-85, First Round, UT 85-78
MOST FTA: 16 (twice), most recently Glory Johnson, Florida, 3-4-11, Second Round, 3-4-11, UT 92-75
MOST REBOUNDS: 18, Dana Johnson, Alabama, 3-6-94, Semifinal, UT 72-56
MOST POINTS: 40, Shelia Collins, Ole Miss, 3-3-85, Semifinal, UT 79-71
MOST ASSISTS: 18, Dawn Marsh, Georgia, 3-6-88, Semifinal, UT 82-76
MOST BLOCKS: 7, Tamari Key, Ky., 3-6-20, Quarterfinal, UK 86-65 & Kelley Cain, Alabama, 3-5-09, First Rd., UT 68-49
MOST STEALS: 6, Tamika Catchings, Florida, 3-3-00, Second Round, UT 91-79
MOST MINUTES: 43, Kellie Jolly, LSU, 3-1-97, Semifinal, UT 100-99 (OT)

TEAM RECORDS

MOST FG: 45, Florida, 2-8-80, First Round, UT 118-44
MOST FGA: 86, South Carolina, 3-2-18, Quarterfinal, SC 73-62
BEST FG%: 63.1% (36-57), Ole Miss, 2-10-80, Championship, UT 85-71
MOST 3pt FG: 16, Kentucky, 3-6-11, Championship, UT 90-65
MOST 3pt FGA: 22, Florida, 3-7-08, Second Round, UT 92-61
BEST 3pt FG%: 85.7% (6-7), Vanderbilt, 2-28-98, Semifinal, UT 106-45
MOST FT: 34, Alabama, 3-6-94, Semifinal, UT 72-56
MOST FTA: 44, Alabama, 3-6-94, Semifinal, UT 72-56
BEST FT% (MIN. 10 ATT.): 94.4% (17-18), Vanderbilt, 3-7-94, Championship, UT 82-57

MOST REBOUNDS: 63, Florida, 2-8-80, First Round, UT 118-44
MOST FOULS: 28, Kentucky, 3-8-92, Semifinal, UT 94-80
MOST POINTS: 118, Florida, 2-8-80, First Round, UT 118-44
MOST ASSISTS: 29, Kentucky, 2-28-82, Championship, Kentucky 80-74
MOST TURNOVERS: 26, Mississippi State, 3-8-19, Quarterfinal, MSU 83-68
MOST BLOCKS: 11 (twice), most recently vs. Alabama, 3-5-09, First Round, UT 68-49
MOST STEALS: 20, Florida, 2-8-80, First Round, UT 118-44
FEWEST FG: 17, Alabama, 3-6-94, Semifinal, UT 72-56
FEWEST FGA: 40, Georgia, 2-27-82, Semifinal, UT 55-44
LOWEST FG%: 26.7% (23-86), S. Carolina, 3-2-18, Quarterfinal, S. Carolina, 73-62
FEWEST 3pt FG: 0 (5 times), most recently LSU, 3-17-14, Quarterfinal, UT 77-65
FEWEST 3pt FGA: 0, Alabama, 3-4-89, Second Round, UT 89-61
LOWEST 3pt FG%: 00.0% (5 times), LSU, 3-17-14, Quarterfinal, UT 77-65
FEWEST FT: 6 (3x), most recently S. Carolina, 3-8-15, Final, USC 62-46
FEWEST FTA: 7 (twice), most recently LSU, 3-3-07, Semifinal, LSU 63-54
LOWEST FT%: 44.4% (8-18), Kentucky, 3-6-20, Quarterfinal, UK 86-65
FEWEST REBOUNDS: 27, Auburn, 2-9-80, Semifinal, UT 72-61
FEWEST FOULS: 7, Auburn, 3-1-18, Second Round, UT 64-61
FEWEST POINTS: 46, S. Carolina, 3-8-15, Final, USC 62-46
FEWEST ASSISTS: 5, Alabama, 3-4-96, Championship, UT 64-60
FEWEST TURNOVERS: 7, Kentucky, 3-5-88, Second Round, UT 100-66
FEWEST BLOCKS: 0 (5 times)
FEWEST STEALS: 2 (four times), most recently Kentucky, 3-6-20, Quarterfinal, UKT 86-65

SEC IN THE NCAA TOURNAMENT

NCAA TITLES

SEC	10
Big East	8
Pac-12	5
Big 12	4
ACC	3
American	3
Independents	1
Sun Belt	1
Big Ten	1

NCAA FINAL FOUR APPEARANCES

SEC	40
Big EAST	25
ACC	23
Pac-12	19
Big 12	9
Big Ten	8
Sun Belt	8
Independents	6
American	5
Colonial	1

SEC YEAR-BY-YEAR NCAA PARTICIPATION

1982:	5
1983:	5
1984:	5
1985:	4
1986:	7
1987:	6
1988:	6
1989:	6
1990:	6
1991:	7
1992:	4
1993:	6
1994:	6
1995:	7
1996:	7
1997:	7
1998:	8
1999:	8
2000:	6
2001:	6
2002:	8
2003:	7
2004:	7
2005:	5
2006:	6
2007:	5
2008:	5
2009:	7
2010:	6
2011:	4
2012:	8
2013:	7
2014:	8
2015:	7
2016:	9
2017:	8
2018:	7
2019:	7
2021:	7
2022:	8

- No NCAA Tournament held in 2020

LOWEST FT%: 33.3% (2-6), Vanderbilt, 3-5-05, UT 76-73
FEWEST REBOUNDS: 21, Auburn, 3-1-18, Second Round, UT 64-61
FEWEST FOULS: 10 (twice), Louisiana State, 3-5-06, Championship, UT 63-62
FEWEST POINTS: 41, Georgia, 3-6-15, Quarterfinal, UT 75-41
FEWEST ASSISTS: 4 (twice), Auburn, 3-3-06, Second Round, UT 77-45
FEWEST TURNOVERS: 7 (five times), Kentucky, 3-5-22, Semifinal, UK 83-74
FEWEST BLOCKS: 0, (11 times)
FEWEST STEALS: 1, LSU, 3-4-12, Championship, UT 70-58

OPPONENT SEC TOURNAMENT RECORDS

INDIVIDUAL RECORDS

MOST FG: 17, Becky Jackson, Auburn, 3-6-83, Consolation, UT 83-75
MOST FGA: 32, Tan White, Mississippi State, 3-5-04, Second Round, UT 67-57
MOST 3pt FG: 5 (4x), Rhyne Howard, Kentucky, 3-6-20, Quarterfinal, UK 86-65
MOST 3pt FGA: 17, Rhyne Howard, Kentucky, 3-6-20, Quarterfinal, UK 86-65
MOST FT: 14, Ashley McElhiney, Vanderbilt, 3-3-01, Semifinal, Vanderbilt 77-74
MOST FTA: 16, Ashley McElhiney, Vanderbilt, 3-3-01, Semifinal, Vanderbilt 77-74
MOST REBOUNDS: 20, Sylvia Fowles, LSU, 3-3-07, Semifinal, LSU 63-54
MOST POINTS: 35, Jennifer Gillom, Mississippi, 3-1-86, Second Round, Mississippi 83-78
MOST ASSISTS: 12 (twice), most recently Temeka Johnson, LSU, 3-6-05, Championship, UT 67-65
MOST BLOCKS: 7 (twice), most recently by Sylvia Fowles, LSU, 3-5-06, Championship, UT 63-62
MOST STEALS: 6, Daisa Alexander, Auburn, 3-1-18, Second Round, UT 64-61
MOST MINUTES: 43, Pietra Gray, Louisiana State, 3-1-97, Semifinal, UT 100-99

TEAM RECORDS

MOST FG: 39, Auburn, 3-6-87, Semifinal, Auburn 102-96
MOST FGA: 77, (3x), most recently Kentucky, 3-6-11, Championship, UT 90-65
BEST FG%: 53.6% (30-56), Vanderbilt, 3-5-05, Semifinal, UT 76-73
MOST 3pt FG: 12, Kentucky, 3-5-22, Semifinal, UK 83-74

MOST 3pt FGA: 27, Alabama, 3-4-22, Quarterfinal, UT 74-59
BEST 3pt FG%: 100% (2-2) Vanderbilt, 3-2-91, Second Round, UT 62-60
MOST FT: 25, Louisiana State, 3-2-02, Semifinal, LSU, 81-80
MOST FTA: 40, Auburn, 3-6-87, Semifinal, Auburn 102-96
BEST FT%: 100.0% (12-12) Texas A&M, 3-4-16, Quarterfinal, UT 70-60
MOST REBOUNDS: 50, S. Carolina, 3-2-18, Quarterfinal, S. Carolina 73-62
MOST FOULS: 32, Alabama, 3-6-94, Semifinal, UT 72-56
MOST POINTS: 102, Auburn, 3-6-87, Semifinal, Auburn 102-96
MOST ASSISTS: 27, Kentucky, 2-28-82, Championship, Kentucky 80-74
MOST TURNOVERS: 36, Alabama, 3-4-89, Second Round, UT 89-61
MOST BLOCKS: 10, S. Carolina, 3-2-18, Quarterfinal, S. Carolina 73-62
MOST STEALS: 15, Auburn, 3-1-18, Second Round, UT 64-61
FEWEST FG: 16 (3x), Missouri, 3-5-20, Second Round, UT 64-51
FEWEST FGA: 43, Vanderbilt, 3-3-01, Semifinal, Vanderbilt 77-74
LOWEST FG%: 25.9% (20-77), Florida, 2-8-80, First Round, UT 118-44
FEWEST 3pt FG: 0 (4 times)
FEWEST 3pt FGA: 1, Alabama, 3-4-89, Second Round, UT 89-61
LOWEST 3pt FG%: 00.0% (4 times)
FEWEST FT: 2, Vanderbilt, 3-5-05, Semifinal, UT 76-73
FEWEST FTA: 5 (four times), most recently Auburn, 3-1-18, Second Round, UT 64-61



RECORDS

GREAT LADY VOL SCORERS

The Tennessee Lady Vol basketball program has seen 47 of its 207 all-time roster members (through the 2021-22 season) join the 1,000-point club at UT since the modern era of basketball. Chamique Holdsclaw's career total of 3,025 points sets the basketball standard for men or women at the University of Tennessee.

■ 3,000 CAREER POINTS

1. **#23 CHAMIQUE HOLDSCLAW** » 3,025 CAREER POINTS 6'2" » FORWARD » ASTORIA, NEW YORK

Year	GP	GS	Min	Avg	FG	FGA	Pct	3FG	3FGA	Pct	FT	FTA	Pct	Off	Def	Tot	Avg	PF	FO	Ast	TO	Blk	Stl	Pts	Avg
95-96	36	36	1057	29.4	237	507	.467	7	32	.219	102	143	.713	124	202	326	9.1	92	3	74	95	17	32	583	16.2
96-97	39	38	1296	33.2	332	667	.498	17	50	.340	122	183	.667	129	238	367	9.4	101	3	114	139	35	93	803	20.6
97-98	39	39	1168	29.9	370	678	.546	9	41	.220	166	217	.765	133	195	328	8.4	82	1	117	109	36	110	915	23.5
98-99	34	34	1061	31.2	294	567	.519	3	21	.143	133	188	.707	116	158	274	8.1	62	1	80	87	23	70	724	21.3
TOTAL	148	147	4582	31.0	1233	2419	.510	36	144	.250	523	731	.715	502	793	1295	8.8	337	8	385	430	111	305	3025	20.4

■ 2,000 CAREER POINTS

2. **#30 BRIDGETTE GORDON** » 2,462 CAREER POINTS 6'0" » FORWARD » DELAND, FLORIDA

Year	GP	GS	Min	Avg	FG	FGA	Pct	3FG	3FGA	Pct	FT	FTA	Pct	Off	Def	Tot	Avg	PF	FO	Ast	TO	Blk	Stl	Pts	Avg
85-86	34	20	873	25.7	206	429	.480	0	0	.000	69	109	.633	101	107	208	6.1	58	0	53	66	11	75	481	14.1
86-87	34	32	925	27.2	222	459	.484	0	0	.000	115	160	.719	118	114	232	6.8	77	1	62	67	12	80	559	16.4
87-88	33	33	977	29.6	289	534	.541	3	4	.750	106	151	.702	119	105	224	6.8	71	1	80	79	18	76	687	20.8
88-89	36	36	1077	29.9	300	563	.533	2	6	.333	133	190	.700	120	131	251	7.0	50	1	98	93	16	105	735	20.4
TOTAL	137	121	3852	28.1	1017	1985	.512	5	10	.500	423	610	.693	458	457	915	6.7	256	3	293	305	57	336	2462	18.0

3. **#3 CANDACE PARKER** » 2,137 CAREER POINTS 6'4" » GUARD/FORWARD/CENTER » NAPERVILLE, ILLINOIS

Year	GP	GS	Min	Avg	FG	FGA	Pct	3FG	3FGA	Pct	FT	FTA	Pct	Off	Def	Tot	Avg	PF	FO	Ast	TO	Blk	Stl	Pts	Avg
05-06	36	36	1126	31.3	230	417	.552	3	12	.250	159	218	.729	82	216	298	8.3	73	1	103	82	86	56	622	17.3
06-07	36	36	1101	30.6	267	505	.529	6	18	.333	166	232	.716	92	260	352	9.8	73	0	88	89	99	64	706	19.6
07-08	38	37	1132	29.8	300	560	.536	8	30	.267	201	288	.698	87	235	322	8.5	67	0	96	91	90	88	809	21.3
TOTAL	110	109	3359	30.5	797	1482	.538	17	60	.283	526	738	.713	261	711	972	8.8	213	1	287	262	275	208	2137	19.4

4. **#24 TAMIKA CATCHINGS** » 2,113 CAREER POINTS 6'1" » FORWARD » DUNCANVILLE, TEXAS

Year	GP	GS	Min	Avg	FG	FGA	Pct	3FG	3FGA	Pct	FT	FTA	Pct	Off	Def	Tot	Avg	PF	FO	Ast	TO	Blk	Stl	Pts	Avg
97-98	39	38	1123	28.8	253	471	.537	40	110	.364	165	217	.760	124	189	313	8.0	89	2	92	93	57	100	711	18.2
98-99	34	34	991	29.1	205	400	.513	19	68	.279	134	173	.775	107	142	249	7.3	95	2	95	85	31	88	563	16.6
99-00	37	37	1143	30.9	209	440	.475	40	121	.331	122	159	.767	118	174	292	7.9	77	0	101	81	28	92	580	15.7
00-01	17	17	465	27.4	93	195	.477	23	67	.343	50	62	.806	72	78	150	8.8	35	0	50	34	20	31	259	15.2
TOTAL	127	126	3722	29.3	760	1506	.505	122	366	.333	471	611	.771	421	583	1004	7.9	296	4	338	293	136	311	2113	16.6

5. **#10 MEIGHAN SIMMONS** » 2,064 CAREER POINTS 5'9" » GUARD » CIBOLO, TEXAS

Year	GP	GS	Min	Avg	FG	FGA	Pct	3FG	3FGA	Pct	FT	FTA	Pct	Off	Def	Tot	Avg	PF	FO	Ast	TO	Blk	Stl	Pts	Avg
10-11	37	36	974	26.3	183	438	.418	63	187	.337	71	96	.740	24	77	101	2.7	69	1	104	104	7	24	500	13.5
11-12	36	22	901	25.0	143	381	.375	51	164	.311	61	83	.735	22	59	81	2.3	47	0	47	72	12	30	398	11.1
12-13	35	35	1108	31.7	217	527	.412	69	189	.365	86	101	.851	33	93	126	3.6	76	0	73	93	11	50	589	16.8
13-14	35	34	984	28.1	203	488	.416	77	200	.360	99	119	.832	17	77	94	2.7	68	1	80	93	2	42	577	16.5
TOTAL	143	127	3967	27.7	746	1834	.407	255	740	.345	317	399	.794	96	306	402	2.8	260	2	304	362	32	146	2064	14.4

■ 1,000 CAREER POINTS

6. **#20 KARA LAWSON** » 1,950 CAREER POINTS 5'8" » GUARD » ALEXANDRIA, VIRGINIA

Year	GP	GS	Min	Avg	FG	FGA	Pct	3FG	3FGA	Pct	FT	FTA	Pct	Off	Def	Tot	Avg	PF	FO	Ast	TO	Blk	Stl	Pts	Avg
99-00	37	34	1036	28.0	168	367	.458	79	181	.436	89	109	.817	43	109	152	4.1	79	0	102	50	7	51	504	13.6
00-01	34	31	899	26.4	132	305	.433	62	150	.413	60	70	.857	16	103	119	3.5	53	0	113	56	3	34	386	11.4
01-02	34	34	1078	31.7	189	406	.466	38	115	.330	96	115	.835	58	107	165	4.9	50	0	90	62	3	46	512	15.1
02-03	38	38	1185	31.2	186	397	.469	77	171	.450	99	112	.884	52	133	185	4.9	37	0	151	54	7	43	548	14.4
TOTAL	143	137	4198	29.4	675	1475	.458	256	617	.415	344	406	.847	169	452	621	4.3	219	0	456	222	20	174	1950	13.6

7.

#21 SEMEKA RANDALL » 1,915 CAREER POINTS
5'10" » GUARD » CLEVELAND, OHIO

Year	GP	GS	Min	Avg	FG	FGA	Pct	3FG3FGA	Pct	FT	FTA	Pct	Off	Def	Tot	Avg	PF	FO	Ast	TO	Blk	Stl	Pts	Avg	
97-98	38	21	988	26.0	224	460	.487	1	11	.091	155	213	.728	108	92	200	5.3	71	3	50	84	4	102	604	15.9
98-99	33	32	887	26.9	190	371	.512	2	8	250	82	139	.590	77	83	160	4.8	65	1	46	96	5	60	464	14.1
99-00	37	37	1072	29.0	187	447	.418	9	35	.257	135	172	.785	95	101	196	5.3	62	0	69	91	4	72	518	14.0
00-01	32	29	775	24.2	130	312	.417	2	13	.154	67	94	.713	76	84	160	5.0	61	1	71	56	2	52	329	10.3
TOTAL	140	119	3722	26.6	731	1590	.460	14	67	.209	439	618	.710	356	360	716	5.1	259	5	236	327	15	286	1915	13.7

8.

#40 SHEKINNA STRICKLEN » 1,882 CAREER POINTS
6'2" » GUARD/FORWARD » MORRILTON, ARKANSAS

Year	GP	GS	Min	Avg	FG	FGA	Pct	3FG3FGA	Pct	FT	FTA	Pct	Off	Def	Tot	Avg	PF	FO	Ast	TO	Blk	Stl	Pts	Avg	
08-09	32	32	1009	31.5	153	392	.390	32	110	.291	86	113	.761	79	111	190	5.9	92	3	95	105	21	58	424	13.3
09-10	35	35	1066	30.5	164	373	.440	33	103	.320	84	102	.824	76	137	213	6.1	52	0	135	87	25	43	445	12.7
10-11	37	37	1104	29.8	177	362	.489	42	109	.385	78	103	.757	91	179	270	7.3	71	0	75	64	20	46	474	12.8
11-12	35	34	1124	32.1	198	456	.434	56	159	.352	87	118	.737	89	143	232	6.6	78	0	65	73	24	46	539	15.4
TOTAL	139	138	4303	31.0	692	1583	.437	163	481	.339	335	436	.768	335	570	905	6.5	293	3	370	329	90	193	1882	13.5

9.

#0 RENNIA DAVIS » 1,815 CAREER POINTS
6'2" » GUARD/FORWARD » JACKSONVILLE, FLORIDA

Year	GP	GS	Min	Avg	FG	FGA	Pct	3FG3FGA	Pct	FT	FTA	Pct	Off	Def	Tot	Avg	PF	FO	Ast	TO	Blk	Stl	Pts	Avg	
17-18	33	32	970	29.4	157	325	.483	25	76	.329	57	77	.740	79	171	250	7.6	83	2	57	69	11	35	396	12.0
18-19	31	30	1000	32.3	173	379	.456	34	92	.370	83	97	.856	68	172	240	7.7	80	2	44	83	10	41	463	14.9
19-20	30	30	957	31.9	209	446	.469	34	115	.296	89	111	.802	73	172	245	8.2	65	1	74	74	15	28	541	18.0
20-21	24	24	774	32.2	157	327	.480	20	77	.260	81	95	.853	59	153	212	8.8	46	0	56	50	8	20	415	17.3
TOTAL	118	116	3701	31.4	696	1477	.471	113	360	.314	310	380	.816	279	668	947	8.0	274	5	231	276	44	124	1815	15.4

10.

#12 SHEILA FROST » 1,790 CAREER POINTS
6'4" » CENTER » PULASKI, TENNESSEE

Year	GP	GS	Min	Avg	FG	FGA	Pct	3FG3FGA	Pct	FT	FTA	Pct	Off	Def	Tot	Avg	PF	FO	Ast	TO	Blk	Stl	Pts	Avg	
85-86	33	25	804	24.4	181	312	.580	0	0	.000	42	80	.525	136	173	309	9.4	122	12	23	62	77	42	404	12.2
86-87	34	19	721	21.2	161	273	.590	0	0	.000	61	102	.598	88	128	216	6.4	104	6	31	36	56	53	383	11.3
87-88	34	24	836	24.6	208	338	.615	0	0	.000	80	124	.645	102	167	269	7.9	100	2	10	49	60	45	496	14.6
88-89	37	36	939	25.4	204	353	.578	0	0	.000	99	146	.678	108	141	249	6.7	93	2	33	47	56	74	507	13.7
TOTAL	138	104	3300	23.9	754	1276	.591	0	0	.000	282	452	.624	434	609	1043	7.6	419	22	97	194	249	212	1790	13.0

11.

#24 TANYA HAAVE » 1,771 CAREER POINTS
6'2" » FORWARD » EVERGREEN, COLORADO

Year	GP	GS	Min	Avg	FG	FGA	Pct	3FG3FGA	Pct	FT	FTA	Pct	Off	Def	Tot	Avg	PF	FO	Ast	TO	Blk	Stl	Pts	Avg	
80-81	30	2	470	15.7	109	207	.527	0	0	.000	29	35	.829	46	60	106	3.5	54	0	39	52	3	14	247	8.2
81-82	32	26	1030	32.2	184	353	.521	0	0	.000	52	63	.825	92	131	223	7.0	94	4	104	90	9	29	420	13.1
82-83	33	33	1042	31.6	252	493	.511	0	0	.000	110	131	.840	113	132	245	7.4	88	2	81	117	10	41	614	18.6
83-84	33	33	960	29.1	201	403	.499	0	0	.000	88	113	.779	69	110	179	5.4	97	4	47	99	13	50	490	14.8
TOTAL	128	94	3502	27.4	746	1456	.512	0	0	.000	279	342	.816	320	433	753	5.9	333	10	271	358	35	134	1771	13.8

12.

#14 MARY OSTROWSKI » 1,729 CAREER POINTS
6'2" » FORWARD » PARKERSBURG, WEST VIRGINIA

Year	GP	GS	Min	Avg	FG	FGA	Pct	3FG3FGA	Pct	FT	FTA	Pct	Off	Def	Tot	Avg	PF	FO	Ast	TO	Blk	Stl	Pts	Avg	
80-81	29	17	602	20.8	124	231	.537	0	0	.000	84	115	.730	95	108	203	7.0	71	0	46	71	16	41	332	11.4
81-82	32	32	1000	31.3	179	341	.525	0	0	.000	100	146	.685	118	155	273	8.5	101	4	93	91	24	65	458	14.3
82-83	33	32	942	28.5	190	324	.586	0	0	.000	66	94	.702	111	139	250	7.6	75	1	91	95	15	61	446	13.5
83-84	31	29	955	30.8	194	376	.516	0	0	.000	105	136	.772	99	169	268	8.6	74	0	100	97	21	45	493	15.9
TOTAL	125	110	3499	28.0	687	1272	.540	0	0	.000	355	491	.723	423	571	994	8.0	321	5	330	354	76	212	1729	13.8

13.

#5 SHANNA ZOLMAN » 1,706 CAREER POINTS
5'10" » GUARD » SYRACUSE, INDIANA

Year	GP	GS	Min	Avg	FG	FGA	Pct	3FG3FGA	Pct	FT	FTA	Pct	Off	Def	Tot	Avg	PF	FO	Ast	TO	Blk	Stl	Pts	Avg	
02-03	38	0	693	18.2	95	227	.419	37	96	.385	58	65	.892	27	51	78	2.1	40	0	64	63	3	32	285	7.5
03-04	35	30	1055	30.1	142	325	.437	58	136	.426	88	92	.957	11	88	99	2.8	68	0	71	82	3	35	430	12.3
04-05	35	24	968	27.7	147	333	.441	68	156	.436	75	87	.862	5	76	81	2.3	47	0	63	56	2	35	437	12.5
05-06	36	35	1203	33.4	183	426	.433	103	238	.433	85	90	.944	9	95	104	2.9	47	0	114	80	2	28	554	15.4
TOTAL	144	89	3919	27.2	567	1308	.433	266	626	.425	306	334	.916	52	310	362	2.5	202	0	312	281	10	130	1706	11.8

GENERAL

STARF

PLAYERS

REVIEW

HISTORY

FACILITIES

NCAA

SEC

RECORDS

MEDIA INFO



14.

#43 SHYRA ELY » 1,673 CAREER POINTS
6'2" » FORWARD » INDIANAPOLIS, INDIANA

Year	GP	GS	Min	Avg	FG	FGA	Pct	3FG3FGA	Pct	FT	FTA	Pct	Off	Def	Tot	Avg	PF	FO	Ast	TO	Blk	Stl	Pts	Avg
01-02	33	22	691	20.9	123	251	.490	0	1.000	62	106	.585	60	117	177	5.4	86	2	36	77	13	27	308	9.3
02-03	36	8	804	22.3	142	287	.495	3	8.375	67	94	.713	70	168	238	6.6	77	0	47	82	12	42	354	9.8
03-04	35	35	1055	30.1	213	443	.481	0	1.000	82	121	.678	101	178	279	8.0	80	2	53	92	13	44	508	14.5
04-05	35	31	1082	30.9	193	423	.456	5	17.294	112	155	.723	72	174	246	7.0	84	1	58	113	10	54	503	14.4
TOTAL	139	96	3632	26.1	671	1404	.478	8	27.296	323	476	.679	303	637	940	6.8	327	5	194	364	48	167	1673	12.0

15.

#25 GLORY JOHNSON » 1,643 CAREER POINTS
6'3" » FORWARD » KNOXVILLE, TENNESSEE

Year	GP	GS	Min	Avg	FG	FGA	Pct	3FG3FGA	Pct	FT	FTA	Pct	Off	Def	Tot	Avg	PF	FO	Ast	TO	Blk	Stl	Pts	Avg
08-09	33	28	804	24.4	109	270	.404	0	2.000	117	190	.616	105	131	236	7.2	73	1	21	88	12	35	335	10.2
09-10	35	25	884	25.3	124	271	.458	1	11.000	105	162	.648	97	171	268	7.7	75	1	34	75	11	45	354	10.1
10-11	37	29	912	24.6	155	290	.534	0	0.000	133	227	.586	138	221	359	9.7	86	3	46	90	28	50	443	12.0
11-12	36	36	1077	29.9	186	346	.538	1	2.500	138	217	.636	132	223	355	9.9	87	2	39	85	41	49	511	11.7
TOTAL	141	118	3697	26.2	574	1177	.488	2	5.400	493	796	.619	472	725	1218	8.6	321	7	140	338	92	179	1643	11.7

16.

#53 DANA JOHNSON » 1,621 CAREER POINTS
6'2" » CENTER » BALTIMORE, MARYLAND

Year	GP	GS	Min	Avg	FG	FGA	Pct	3FG3FGA	Pct	FT	FTA	Pct	Off	Def	Tot	Avg	PF	FO	Ast	TO	Blk	Stl	Pts	Avg
91-92	31	2	502	16.2	91	197	.462	0	0.000	57	99	.576	77	95	172	5.5	77	4	5	53	21	25	239	7.7
92-93	32	13	728	22.8	143	268	.534	0	0.000	64	109	.587	93	89	182	5.7	83	1	6	38	18	33	350	10.9
93-94	33	33	810	24.5	173	317	.546	0	0.000	109	171	.637	104	137	241	7.3	89	0	19	62	11	34	455	13.8
94-95	37	36	911	24.6	215	350	.614	0	0.000	147	205	.717	94	195	289	7.8	86	0	11	73	13	36	577	15.6
TOTAL	133	84	2951	22.2	622	1132	.549	0	0.000	377	584	.646	368	516	884	6.6	335	5	41	226	63	128	1621	12.2

17.

#21 MERCEDES RUSSELL » 1,597 CAREER POINTS
6'6" » CENTER » SPRINGFIELD, OREGON

Year	GP	GS	Min	Avg	FG	FGA	Pct	3FG3FGA	Pct	FT	FTA	Pct	Off	Def	Tot	Avg	PF	FO	Ast	TO	Blk	Stl	Pts	Avg			
13-14	35	5	647	18.5	93	156	.596	0	0.000	36	70	.514	67	107	174	5.0	53	0	18	45	40	14	222	6.3			
14-15	Redshirted																										
15-16	36	31	1054	29.3	148	270	.548	0	0.000	61	112	.545	104	195	299	8.3	75	1	28	61	66	16	357	9.9			
16-17	32	32	1108	34.6	199	354	.562	0	0.000	116	173	.671	77	232	309	9.7	75	1	38	64	45	23	514	16.1			
17-18	33	33	1079	32.7	207	355	.583	0	0.000	90	132	.682	112	191	303	9.2	69	0	27	48	44	39	503	15.3			
TOTAL	136	101	3888	28.6	647	1135	.570	0	0.000	303	487	.622	360	725	1085	8.0	272	2	111	218	195	92	1597	11.7			

18.

#52 DEBBIE GROOVER » 1,580 CAREER POINTS
6'0" » CENTER » CANTON, GEORGIA

Year	GP	GS	Min	Avg	FG	FGA	Pct	3FG3FGA	Pct	FT	FTA	Pct	Off	Def	Tot	Avg	PF	FO	Ast	TO	Blk	Stl	Pts	Avg
77-78	31				105	235	.440			105	135	.777			173	5.6	72	1	58				315	10.1
78-79	39				181	351	.520			111	134	.820			338	8.7	103	3	60	107	14	95	473	12.1
79-80	38				176	336	.524			84	113	.743			268	7.1	94	2	114	85	17	78	436	11.5
80-81	31				150	328	.457			56	75	.747			178	5.7	78	3	65	50	6	33	356	11.5
TOTAL	139				612	1250	.490			356	457	.779			957	6.9	347	9	297	242	37	206	1580	11.4

19.

#23 NIKKI MCCRAY » 1,572 CAREER POINTS
5'11" » FORWARD » COLLIERVILLE, TENNESSEE

Year	GP	GS	Min	Avg	FG	FGA	Pct	3FG3FGA	Pct	FT	FTA	Pct	Off	Def	Tot	Avg	PF	FO	Ast	TO	Blk	Stl	Pts	Avg
91-92	31	18	475	15.3	87	174	.500	2	10.200	39	53	.736	52	62	114	3.7	60	1	25	49	1	60	215	6.9
92-93	32	21	750	23.4	133	286	.465	0	0.000	83	115	.722	76	69	145	4.5	73	0	61	65	3	86	349	10.9
93-94	33	33	921	27.9	213	421	.506	0	1.000	111	158	.703	81	149	230	7.0	76	0	79	86	3	80	537	16.3
94-95	31	29	916	29.5	193	392	.492	2	15.133	83	122	.680	78	104	182	5.9	66	0	82	68	2	63	471	15.2
TOTAL	127	101	3062	24.1	626	1273	.492	4	26.154	316	448	.705	287	384	671	5.3	275	1	247	268	9	289	1572	12.4

20.

#32 CINDY NOBLE » 1,561 POINTS AT UT (overall total of 1,930/transfer from Ohio State)
6'5" » CENTER » CLARKSBURG, OHIO

Year	GP	GS	Min	Avg	FG	FGA	Pct	3FG3FGA	Pct	FT	FTA	Pct	Off	Def	Tot	Avg	PF	FO	Ast	TO	Blk	Stl	Pts	Avg
77-78 (OSU)	30				163	336	.485			43	57	.754			236	7.8	87	5					369	12.3
78-79 (UT)	34				170	292	.587			94	124	.760			212	6.2	96	2	24	94	17	43	434	12.8
79-80 (UT)	38				266	392	.678			145	182	.796			288	7.6	118	5	34	114	26	62	677	17.8
80-81 (UT)	31	30			178	298	.597			94	128	.734			227	7.3	77	3	20	52	47	46	450	14.5
TOTAL	133				777	1318	.590			376	491	.766			963	7.2	378	15	78	260	90	151	1930	14.5

21.

#12 BASHAARA GRAVES » 1,509 CAREER POINTS

6'2" » FORWARD » CLARKSVILLE, TENNESSEE

Year	GP	GS	Min	Avg	FG	FGA	Pct	3FG	3FGA	Pct	FT	FTA	Pct	Off	Def	Tot	Avg	PF	FO	Ast	TO	Blk	Stl	Pts	Avg
12-13	35	34	1046	29.9	165	316	.522	0	4	0.000	131	187	.701	120	161	281	8.0	64	1	42	66	13	49	461	13.2
13-14	35	30	875	25.0	122	228	.535	0	3	0.000	82	119	.689	111	127	238	6.8	68	1	42	53	8	14	326	9.3
14-15	36	34	1024	28.4	137	272	.504	0	1	0.000	108	146	.740	126	126	252	7.0	72	2	74	63	19	35	382	10.6
15-16	33	30	979	29.7	128	238	.538	0	3	0.000	84	114	.737	109	164	273	8.3	69	0	44	46	11	31	340	10.3
TOTAL	139	128	3924	28.2	552	1054	.524	0	11	0.000	405	566	.716	466	578	1044	7.5	273	4	202	228	51	129	1509	10.9

22.

#13 GWEN JACKSON » 1,508 CAREER POINTS

6'2" » FORWARD » EUFAULA, ALABAMA

Year	GP	GS	Min	Avg	FG	FGA	Pct	3FG	3FGA	Pct	FT	FTA	Pct	Off	Def	Tot	Avg	PF	FO	Ast	TO	Blk	Stl	Pts	Avg
99-00	37	3	601	16.2	71	155	.458	4	13	.308	58	91	.637	70	95	165	4.5	50	0	20	62	17	27	204	5.5
00-01	34	30	833	24.5	144	296	.486	16	34	.471	93	118	.788	91	122	213	6.3	57	0	27	56	28	21	397	11.7
01-02	28	23	634	22.6	105	223	.471	9	28	.321	76	95	.800	75	99	174	6.2	47	1	27	48	11	28	295	10.5
02-03	38	38	944	24.8	234	409	.572	26	65	.400	118	156	.756	124	110	234	6.2	55	0	34	69	22	31	612	16.1
TOTAL	137	94	3012	22.0	554	1083	.512	55	140	.393	345	460	.750	360	426	786	5.7	209	1	108	235	78	107	1508	11.0

23.

#00 MICHELLE SNOW » 1,497 CAREER POINTS

6'5" » CENTER » PENSACOLA, FLORIDA

Year	GP	GS	Min	Avg	FG	FGA	Pct	3FG	3FGA	Pct	FT	FTA	Pct	Off	Def	Tot	Avg	PF	FO	Ast	TO	Blk	Stl	Pts	Avg
98-99	34	16	740	21.8	117	195	.600	0	0	0.000	56	108	.519	73	145	218	6.4	101	5	12	63	46	24	290	8.5
99-00	37	33	919	24.8	181	326	.555	0	1	0.000	73	116	.629	95	137	232	6.3	102	1	16	81	47	28	435	11.8
00-01	33	28	771	23.4	143	250	.572	0	0	0.000	79	130	.608	74	150	224	6.8	90	2	26	74	46	21	365	11.1
01-02	33	28	823	24.9	144	286	.503	0	0	0.000	119	158	.753	63	151	214	6.5	82	1	17	58	55	24	407	12.3
TOTAL	137	105	3253	23.7	585	1057	.553	0	1	0.000	327	512	.639	305	583	888	6.5	375	9	71	276	194	97	1497	10.9

24.

#32 DAEDRA CHARLES » 1,495 CAREER POINTS

6'3" » CENTER » DETROIT MICHIGAN

Year	GP	GS	Min	Avg	FG	FGA	Pct	3FG	3FGA	Pct	FT	FTA	Pct	Off	Def	Tot	Avg	PF	FO	Ast	TO	Blk	Stl	Pts	Avg
88-89	37	23	916	24.8	139	258	.539	0	0	0.000	85	151	.563	101	148	249	6.7	82	1	27	98	20	57	363	9.8
89-90	33	33	972	29.5	212	385	.551	0	0	0.000	101	180	.561	145	142	287	8.7	86	1	29	73	36	50	525	15.9
90-91	35	35	1058	30.2	243	434	.560	0	0	0.000	121	208	.582	138	184	322	9.2	103	6	37	88	39	72	607	17.3
TOTAL	105	91	2946	28.1	594	1077	.552	0	0	0.000	307	539	.570	384	474	858	8.2	271	8	93	259	95	179	1495	14.2

25.

#11 DENA HEAD » 1,483 CAREER POINTS

5'11" » GUARD » CANTON, MICHIGAN

Year	GP	GS	Min	Avg	FG	FGA	Pct	3FG	3FGA	Pct	FT	FTA	Pct	Off	Def	Tot	Avg	PF	FO	Ast	TO	Blk	Stl	Pts	Avg
88-89	37	16	830	22.4	86	196	.439	0	2	0.000	66	89	.742	30	82	112	3.0	61	0	112	119	8	42	238	6.4
89-90	33	33	950	28.8	147	325	.452	1	1	1.000	81	112	.723	77	99	176	5.3	67	0	126	104	11	55	376	11.4
90-91	35	32	1044	29.8	163	324	.503	25	51	.490	107	150	.713	65	133	198	5.7	79	1	125	127	10	57	458	13.1
91-92	30	30	819	27.3	148	304	.487	14	39	.359	101	141	.716	86	68	154	5.1	77	2	76	85	7	60	411	13.7
TOTAL	135	111	3643	27.0	544	1149	.473	40	93	.430	355	492	.722	258	382	640	4.7	284	3	439	435	36	214	1483	11.0

26.

#5 ANGIE BJORKLUND » 1,469 CAREER POINTS

6'0" » GUARD/FORWARD » SPOKANE VALLEY, WASHINGTON

Year	GP	GS	Min	Avg	FG	FGA	Pct	3FG	3FGA	Pct	FT	FTA	Pct	Off	Def	Tot	Avg	PF	FO	Ast	TO	Blk	Stl	Pts	Avg
07-08	38	30	905	23.8	115	298	.386	68	185	.368	20	23	.870	42	78	120	3.2	79	3	52	62	5	31	318	8.4
08-09	28	25	892	31.9	122	319	.382	62	152	.408	38	48	.792	38	45	83	3.0	73	1	74	64	9	30	344	12.3
09-10	35	34	1141	32.6	178	427	.417	102	239	.427	29	39	.744	20	76	96	2.7	58	0	100	62	6	33	487	13.9
10-11	31	24	843	27.2	114	262	.435	73	162	.451	19	25	.760	26	56	82	2.6	57	0	68	41	10	24	320	10.3
TOTAL	132	113	3801	28.8	529	1306	.405	305	738	.413	106	135	.785	126	255	381	2.9	267	4	294	229	30	118	1469	11.1

27.

#31 JAIME NARED » 1,460 CAREER POINTS

6'2" » GUARD/FORWARD » PORTLAND, OREGON

Year	GP	GS	Min	Avg	FG	FGA	Pct	3FG	3FGA	Pct	FT	FTA	Pct	Off	Def	Tot	Avg	PF	FO	Ast	TO	Blk	Stl	Pts	Avg
14-15	36	3	566	15.7	60	159	.377	8	36	.222	59	71	.831	55	72	127	3.5	45	0	38	32	12	24	187	5.2
15-16	27	26	676	25.0	75	219	.342	13	49	.265	60	81	.741	60	70	130	4.8	55	2	44	47	8	22	223	8.3
16-17	32	32	1092	34.1	161	381	.423	37	98	.378	141	161	.876	77	143	220	6.9	89	6	53	61	11	37	500	15.6
17-18	33	33	1103	33.4	177	453	.391	27	112	.241	169	206	.820	70	175	245	7.4	64	2	84	62	20	73	550	16.7
TOTAL	128	94	3437	26.9	473	1212	.390	85	295	.288	429	519	.827	262	460	722	5.6	253	10	219	202	51	156	1460	11.4

RECORDS

28.

#44 CINDY BROGDON » 1,458 POINTS AT UT *(overall total of 3,204/transfer from Mercer)* 5'10" » FORWARD » BUFORD, GEORGIA

Year	GP	GS	Min	Avg	FG	FGA	Pct	3FG	3FGA	Pct	FT	FTA	Pct	Off	Def	Tot	Avg	PF	FO	Ast	TO	Blk	Stl	Pts	Avg
75-76 (Mercer)	30				348	706	.490				206	247	.830				319	10.6	75	1				902	30.1
76-77 (Mercer)	28				335	690	.490				174	216	.810				286	10.2	75	3	116			844	30.1
77-78 (UT)	31				286	593	.482				102	118	.864				238	7.6	59	1	111			674	21.7
78-79 (UT)	39				344	693	.496				96	118	.813				185	4.7	87	1	150			784	20.1
TOTAL	128				1313	2682	.490				578	699	.827				1028	8.3	296	6	377			3204	25.0

29.

#30 SHELIA COLLINS » 1,423 CAREER POINTS 5'9" » GUARD » COLBERT, GEORGIA

Year	GP	GS	Min	Avg	FG	FGA	Pct	3FG	3FGA	Pct	FT	FTA	Pct	Off	Def	Tot	Avg	PF	FO	Ast	TO	Blk	Stl	Pts	Avg
81-82	29	21	809	27.9	155	362	.428	0	0	0.000	102	135	.756	82	86	168	5.8	94	3	68	100	30	72	412	14.2
82-83	12	0	187	15.6	41	79	.519	0	0	0.000	21	31	.677	19	20	39	3.3	36	2	14	27	9	9	103	8.6
83-84	33	26	837	25.4	142	352	.403	0	0	0.000	61	98	.622	57	74	131	4.0	98	3	113	90	16	84	345	10.5
84-85	31	31	911	29.4	213	487	.437	0	0	0.000	137	175	.783	136	154	290	9.4	96	2	72	99	20	113	563	18.2
TOTAL	105	78	2744	26.1	551	1280	.430	0	0	0.000	321	439	.731	294	334	628	6.0	324	10	267	316	75	278	1423	13.6

30.

#14 ALEXIS HORNBuckle » 1,333 CAREER POINTS 5'11" » GUARD » CHARLESTON, WEST VIRGINIA

Year	GP	GS	Min	Avg	FG	FGA	Pct	3FG	3FGA	Pct	FT	FTA	Pct	Off	Def	Tot	Avg	PF	FO	Ast	TO	Blk	Stl	Pts	Avg
04-05	35	21	905	25.9	116	261	.444	9	27	.333	60	99	.606	71	119	190	5.4	90	3	110	80	21	64	301	8.6
05-06	29	24	802	27.7	102	244	.418	9	38	.237	73	98	.745	55	100	155	5.3	72	1	113	79	14	91	286	9.9
06-07	37	37	1138	30.8	150	341	.440	29	84	.345	49	67	.731	71	119	190	5.1	92	1	146	100	17	114	378	10.2
07-08	37	37	1160	31.4	141	318	.443	39	92	.424	47	70	.671	83	122	205	5.5	87	1	134	85	31	104	368	9.9
TOTAL	138	119	4005	29.0	509	1164	.437	86	241	.357	229	334	.686	280	460	740	5.4	341	6	503	344	83	373	1333	9.7

31.

#33 TONYA EDWARDS » 1,309 CAREER POINTS 5'10" » GUARD » FLINT, MICHIGAN

Year	GP	GS	Min	Avg	FG	FGA	Pct	3FG	3FGA	Pct	FT	FTA	Pct	Off	Def	Tot	Avg	PF	FO	Ast	TO	Blk	Stl	Pts	Avg
86-87	34	5	627	18.4	107	248	.431	0	0	0.000	89	114	.781	30	61	91	2.7	83	4	76	77	6	46	303	8.9
87-88	34	11	825	24.3	158	345	.458	7	14	.500	115	153	.752	77	88	165	4.9	76	1	112	106	11	78	438	12.9
88-89	20	20	504	25.2	67	149	.450	1	9	.111	59	74	.797	14	45	59	3.0	43	1	67	68	3	46	194	9.7
89-90	33	33	894	27.1	126	300	.420	14	38	.368	108	142	.761	25	79	104	3.2	82	0	111	93	2	56	374	11.3
TOTAL	121	69	2850	23.6	458	1042	.440	22	61	.361	371	483	.768	146	273	419	3.5	284	6	366	344	22	226	1309	10.8

32.

#5 LATINA DAVIS » 1,260 CAREER POINTS 5'6" » GUARD » WINCHESTER, TENNESSEE

Year	GP	GS	Min	Avg	FG	FGA	Pct	3FG	3FGA	Pct	FT	FTA	Pct	Off	Def	Tot	Avg	PF	FO	Ast	TO	Blk	Stl	Pts	Avg
92-93	32	0	525	16.4	54	149	.362	9	41	.220	74	100	.740	52	47	99	3.1	73	3	46	50	7	45	191	6.0
93-94	33	0	617	18.7	97	200	.485	10	31	.323	51	58	.879	48	67	115	3.5	92	5	59	53	5	50	255	7.7
94-95	36	34	972	27.0	131	295	.444	13	37	.351	101	126	.802	73	85	158	4.4	111	3	63	75	2	53	376	10.4
95-96	35	35	1025	29.3	172	345	.499	4	12	.333	90	127	.709	79	94	173	4.9	95	3	92	69	6	50	438	12.5
TOTAL	136	69	3139	23.1	454	989	.459	36	121	.298	316	411	.769	252	293	545	4.0	371	14	260	247	20	198	1260	9.3

33.

#52 ABBY CONKLIN » 1,226 CAREER POINTS 6'3" » FORWARD » CHARLESTOWN, INDIANA

Year	GP	GS	Min	Avg	FG	FGA	Pct	3FG	3FGA	Pct	FT	FTA	Pct	Off	Def	Tot	Avg	PF	FO	Ast	TO	Blk	Stl	Pts	Avg
93-94	33	0	371	11.2	61	123	.496	5	18	.278	31	40	.775	26	50	76	2.3	39	0	13	26	21	13	158	4.8
94-95	37	8	615	16.6	78	220	.355	32	113	.283	30	34	.882	38	70	108	2.9	50	0	25	45	19	16	218	5.9
95-96	35	30	951	27.2	160	353	.453	38	90	.422	47	66	.712	69	122	191	5.5	79	0	41	44	32	30	405	11.6
96-97	38	25	920	24.2	165	376	.439	49	128	.383	66	79	.835	53	129	182	4.8	90	2	32	52	30	32	445	11.7
TOTAL	143	63	2857	20.0	464	1072	.433	124	349	.355	174	219	.795	186	371	557	3.9	258	2	111	167	102	91	1226	8.6

34.

#5 ARIEL MASSEGALE » 1,161 CAREER POINTS 5'7" » GUARD » BOLINGBROOK, ILLINOIS

Year	GP	GS	Min	Avg	FG	FGA	Pct	3FG	3FGA	Pct	FT	FTA	Pct	Off	Def	Tot	Avg	PF	FO	Ast	TO	Blk	Stl	Pts	Avg
11-12	33	24	936	28.4	77	199	.387	25	75	.333	66	85	.776	13	64	77	2.3	61	1	162	76	2	45	245	7.4
12-13	35	30	1085	31.0	86	232	.371	34	97	.351	70	90	.778	3	88	91	2.6	60	0	158	92	1	35	276	7.9
13-14	19	19	581	30.6	70	182	.385	31	81	.383	67	80	.838	7	54	61	3.2	23	0	110	47	0	27	238	12.5
14-15	35	13	1058	30.2	127	337	.377	74	202	.366	74	86	.860	9	83	92	2.6	35	0	88	58	0	23	402	11.5
TOTAL	122	86	3660	30.0	360	950	.379	164	455	.360	277	341	.812	32	289	321	2.6	179	1	518	273	3	130	1161	9.5

35.

#21 LISA HARRISON » 1,135 CAREER POINTS 6'0" » FORWARD » LOUISVILLE, KENTUCKY

Year	GP	GS	Min	Avg	FG	FGA	Pct	3FG	3FGA	Pct	FT	FTA	Pct	Off	Def	Tot	Avg	PF	FO	Ast	TO	Blk	Stl	Pts	Avg
89-90	33	10	682	20.7	107	231	.463	0	2	0.000	41	65	.631	64	95	159	4.8	51	0	50	63	9	32	255	7.7
90-91	34	21	867	25.5	114	289	.394	0	1	0.000	31	61	.508	70	121	191	5.6	71	1	72	67	12	28	259	7.6
91-92	31	15	636	20.5	75	193	.389	0	2	0.000	24	33	.727	58	103	161	5.2	40	0	60	35	11	40	174	5.6
92-93	32	32	953	29.8	196	419	.468	1	4	2.50	54	87	.621	111	189	300	9.4	54	0	82	52	9	65	447	14.0
TOTAL 130	78	3138	24.1	492	1132	.435	1	9	.111	150	246	.610	303	508	811	6.2	216	1	264	217	41	165	1135	8.7	

36.

#12 RAE BURRELL » 1,131 CAREER POINTS 6'1" » GUARD/FORWARD » LAS VEGAS, NEVADA

Year	GP	GS	Min	Avg	FG	FGA	Pct	3FG	3FGA	Pct	FT	FTA	Pct	Off	Def	Tot	Avg	PF	FO	Ast	TO	Blk	Stl	Pts	Avg
18-19	32	0	405	12.7	44	139	.317	7	32	.219	21	37	.568	40	48	88	2.8	28	0	13	30	10	7	116	3.6
19-20	31	9	700	22.6	121	295	.410	21	64	.328	63	105	.600	52	119	171	5.5	61	1	44	75	16	23	326	10.5
20-21	25	25	804	32.2	157	343	.458	39	97	.402	66	80	.825	35	79	114	4.6	37	0	46	69	10	24	419	16.8
21-22	22	13	582	26.5	95	261	.364	26	80	.325	54	68	.794	22	63	85	3.9	28	0	35	44	6	14	270	12.3
TOTAL 110	47	2491	22.6	417	1038	.402	93	273	.341	204	290	.703	149	309	458	4.2	154	1	138	218	42	68	1131	10.3	

37.

44 LEA HENRY » 1,128 CAREER POINTS 5'4" » GUARD » DAMASCUS, GEORGIA

Year	GP	GS	Min	Avg	FG	FGA	Pct	3FG	3FGA	Pct	FT	FTA	Pct	Off	Def	Tot	Avg	PF	FO	Ast	TO	Blk	Stl	Pts	Avg
79-80	38				160	348	.460				8	17	.470			77	2.0	63	0	119	93	3	66	328	8.6
80-81	31	31	1131	36.5	145	282	.514				28	43	.651			67	2.2	62	0	165	69	4	50	318	10.3
81-82	32	25	1005	31.4	106	254	.417				22	39	.564			38	1.2	54	1	158	78	1	40	234	7.3
82-83	33	33	978	29.6	107	229	.467				34	47	.723			63	1.9	76	3	145	77	4	70	248	7.5
TOTAL 134					518	1113	.465				92	146	.630			245	1.8	255	4	587	317	12	226	1128	8.4

38.

#55 PAULA TOWNS » 1,104 CAREER POINTS 6'1" » CENTER » FORT VALLEY, GEORGIA

Year	GP	GS	Min	Avg	FG	FGA	Pct	3FG	3FGA	Pct	FT	FTA	Pct	Off	Def	Tot	Avg	PF	FO	Ast	TO	Blk	Stl	Pts	Avg
80-81	24	0	153	6.4	11	32	.344	0	0	0.000	18	29	.621	28	31	59	2.5	14	1	3	15	1	6	40	1.7
81-82	31	30	951	30.7	184	321	.573	0	0	0.000	73	99	.737	105	141	246	7.9	107	5	9	72	8	48	441	14.2
82-83	28	25	710	25.4	134	256	.523	0	0	0.000	44	67	.657	96	109	205	7.3	88	4	4	43	13	32	312	11.1
83-84	33	30	816	24.7	133	262	.508	0	0	0.000	45	63	.714	115	127	242	7.3	92	2	6	62	12	26	311	9.4
TOTAL 116	85	2630	22.7	462	871	.530	0	0	0.000	180	258	.698	344	408	752	6.5	301	12	22	192	34	112	1104	9.5	

39.

#55 NICKY ANOSIKE » 1,099 CAREER POINTS 6'4" » FORWARD/CENTER » STATEN ISLAND, NEW YORK

Year	GP	GS	Min	Avg	FG	FGA	Pct	3FG	3FGA	Pct	FT	FTA	Pct	Off	Def	Tot	Avg	PF	FO	Ast	TO	Blk	Stl	Pts	Avg
04-05	35	25	709	20.3	57	155	.368	0	0	0.000	119	181	.657	104	110	214	6.1	104	5	50	60	33	48	233	6.7
05-06	36	34	844	23.4	78	153	.510	0	0	0.000	99	139	.712	96	98	194	5.4	104	3	55	63	47	51	255	7.1
06-07	37	36	1001	27.1	100	234	.427	0	0	0.000	78	130	.600	113	116	229	6.2	104	6	60	72	41	49	278	7.5
07-08	38	38	954	25.1	124	272	.456	0	0	0.000	85	136	.625	124	153	277	7.3	99	5	81	70	40	65	333	8.8
TOTAL 146	133	3508	24.0	359	814	.441	0	0	0.000	381	586	.650	437	477	914	6.3	411	19	246	265	161	213	1099	7.5	

40.

#10 TIFFANY WOOSLEY » 1,096 CAREER POINTS 5'6" » GUARD » SHELBYVILLE, TENNESSEE

Year	GP	GS	Min	Avg	FG	FGA	Pct	3FG	3FGA	Pct	FT	FTA	Pct	Off	Def	Tot	Avg	PF	FO	Ast	TO	Blk	Stl	Pts	Avg
91-92	31	4	621	20.0	87	205	.424	28	69	.406	73	92	.793	17	48	65	2.1	39	0	57	61	2	24	275	8.9
92-93	32	32	1008	31.5	118	319	.370	46	137	.336	86	104	.827	16	62	78	2.4	61	0	93	81	1	51	368	11.5
93-94	33	29	967	29.3	119	263	.452	46	101	.455	110	125	.880	12	53	65	2.0	52	0	106	87	2	34	394	11.9
94-95	8	5	234	29.3	16	52	.308	12	31	.387	15	27	.556	6	15	21	2.6	11	0	8	16	1	12	59	7.4
TOTAL 104	70	2830	27.2	340	839	.405	132	338	.391	284	348	.816	51	178	229	2.2	163	0	264	245	6	121	1096	10.5	

41.

#1 SIDNEY SPENCER » 1,088 CAREER POINTS 6'3" » FORWARD » HOOVER, ALABAMA

Year	GP	GS	Min	Avg	FG	FGA	Pct	3FG	3FGA	Pct	FT	FTA	Pct	Off	Def	Tot	Avg	PF	FO	Ast	TO	Blk	Stl	Pts	Avg
03-04	35	0	589	16.8	68	156	.436	11	38	.289	44	56	.786	49	73	122	3.5	85	1	33	40	8	14	191	5.5
04-05	25	13	469	18.8	47	120	.392	7	20	.350	28	35	.800	43	56	99	4.0	46	2	18	28	16	15	129	5.2
05-06	36	23	915	25.4	124	271	.458	53	122	.434	37	40	.925	52	72	124	3.4	75	2	46	46	10	28	338	9.4
06-07	37	37	1060	28.6	157	373	.421	62	156	.397	54	60	.900	79	77	156	4.2	81	1	39	58	10	40	430	11.6
TOTAL 133	73	3033	22.8	396	920	.430	133	336	.396	163	191	.853	223	278	501	3.8	287	6	136	172	44	97	1088	8.2	

GENERAL

STARF

PLAYERS

REVIEW

HISTORY

FACILITIES

NCAA

SEC

RECORDS

MEDIA INFO



42.

#20 PEGGY EVANS » 1,076 CAREER POINTS
6'0" » CENTER » DETROIT, MICHIGAN

Year	GP	GS	Min	Avg	FG	FGA	Pct	3FG	3FGA	Pct	FT	FTA	Pct	Off	Def	Tot	Avg	PF	FO	Ast	TO	Blk	Stl	Pts	Avg
90-91	35	7	696	19.9	117	218	.537	0	0	.000	64	86	.744	97	100	197	5.6	91	5	12	61	8	24	298	8.5
91-92	31	30	808	26.1	186	350	.531	0	0	.000	86	150	.573	97	104	201	6.5	80	4	33	58	13	60	458	14.8
92-93	28	24	694	24.8	137	296	.463	0	1	1.000	46	72	.639	94	80	174	6.2	72	2	30	57	9	30	320	11.4
TOTAL	94	61	2198	23.4	440	864	.509	0	1	1.000	196	308	.636	288	284	572	6.1	243	11	75	176	30	114	1076	11.4

43.

#11 CIERRA BURDICK » 1,072 CAREER POINTS
6'2" » FORWARD » CHARLOTTE, NORTH CAROLINA

Year	GP	GS	Min	Avg	FG	FGA	Pct	3FG	3FGA	Pct	FT	FTA	Pct	Off	Def	Tot	Avg	PF	FO	Ast	TO	Blk	Stl	Pts	Avg
11-12	36	3	485	13.5	63	136	.463	4	12	.333	35	46	.761	33	68	101	2.8	45	0	34	40	21	10	165	4.6
12-13	27	16	657	24.3	86	190	.453	6	17	.353	49	64	.766	68	111	179	6.6	71	1	41	53	21	23	227	8.4
13-14	35	25	971	27.7	117	298	.393	9	25	.360	63	83	.759	82	174	256	7.3	81	3	70	68	14	22	306	8.7
14-15	34	29	990	29.1	138	316	.437	13	35	.371	85	103	.825	85	173	258	7.6	78	1	91	95	17	38	374	11.0
TOTAL	132	73	3103	23.5	404	940	.430	32	89	.360	232	296	.784	268	526	794	6.0	275	5	236	256	73	93	1072	8.1

44.

#20 ISABELLE HARRISON » 1,071 CAREER POINTS
6'3" » CENTER » NASHVILLE, TENNESSEE

Year	GP	GS	Min	Avg	FG	FGA	Pct	3FG	3FGA	Pct	FT	FTA	Pct	Off	Def	Tot	Avg	PF	FO	Ast	TO	Blk	Stl	Pts	Avg
11-12	31	0	259	8.4	33	90	.367	0	1	1.000	36	58	.621	38	45	83	2.7	40	1	3	23	17	7	102	3.3
12-13	25	17	519	20.8	97	200	.485	0	0	.000	44	63	.698	60	128	188	7.5	52	0	23	68	52	26	238	9.5
13-14	35	34	806	23.0	183	317	.577	0	0	0.000	109	163	.669	109	217	326	9.3	94	2	35	96	36	33	475	13.6
14-15	21	17	473	22.5	99	210	.471	0	0	.000	58	90	.644	58	123	181	8.6	47	1	15	54	26	13	256	12.2
TOTAL	112	68	2057	18.4	412	817	.504	0	1	1.000	247	374	.660	265	513	778	6.9	233	4	76	241	131	79	1071	9.6

45.

#13 TABER SPANI » 1,053 CAREER POINTS
6'1" » GUARD/FORWARD » LEE'S SUMMIT, MISSOURI

Year	GP	GS	Min	Avg	FG	FGA	Pct	3FG	3FGA	Pct	FT	FTA	Pct	Off	Def	Tot	Avg	PF	FO	Ast	TO	Blk	Stl	Pts	Avg
09-10	33	16	635	19.2	69	167	.413	26	71	.366	28	37	.757	41	49	90	2.7	40	0	43	41	8	11	192	5.8
10-11	37	26	842	22.8	108	250	.432	35	95	.368	44	55	.800	51	102	153	4.1	44	0	51	51	8	17	295	8.0
11-12	27	15	562	20.8	61	164	.372	34	85	.400	23	30	.767	25	44	69	2.6	21	0	34	39	6	11	179	6.6
12-13	35	26	971	27.7	137	307	.446	48	130	.369	65	76	.855	49	108	157	4.5	47	0	41	46	12	20	387	11.1
TOTAL	132	83	3010	22.8	375	888	.422	143	381	.375	160	198	.808	166	303	469	3.6	152	0	169	177	34	59	1053	8.0

46.

#11 DIAMOND DESHIELDS » 1,018 POINTS AT UT *(overall total of 1,666/transfer from North Carolina)*
6'1" » GUARD » NORCROSS, GEORGIA

Year	GP	GS	Min	Avg	FG	FGA	Pct	3FG	3FGA	Pct	FT	FTA	Pct	Off	Def	Tot	Avg	PF	FO	Ast	TO	Blk	Stl	Pts	Avg		
13-14 (UNC)	36	32	1003	27.9	248	582	.426	48	172	.279	104	134	.776	41	153	194	5.4	88	5	92	122	10	61	648	18.0		
14-15 (UT)	Redshirt																										
15-16 (UT)	36	20	965	26.8	195	499	.391	36	145	.248	88	115	.765	50	136	186	5.2	91	2	82	115	29	58	514	14.3		
16-17 (UT)	29	28	971	33.5	178	421	.423	27	81	.333	121	153	.791	38	148	186	6.4	77	2	110	103	29	41	504	17.4		
TOTAL	101	80	2939	29.1	621	1502	.413	111	398	.279	313	402	.779	129	437	566	5.6	256	9	284	340	68	160	1666	16.5		

47.

#3 MICHELLE MARCINIAK » 1,004 POINTS AT UT *(overall total of 1,385/transfer from Notre Dame)*
5'9" » GUARD » MACUNGIE, PENNSYLVANIA

Year	GP	GS	Min	Avg	FG	FGA	Pct	3FG	3FGA	Pct	FT	FTA	Pct	Off	Def	Tot	Avg	PF	FO	Ast	TO	Blk	Stl	Pts	Avg
92-93 (ND)	31	16	814	26.3	142	357	.398	12	60	.200	85	110	.773	40	66	106	3.4	86	2	85	134	10	63	381	12.3
93-94 (UT)	32	4	567	17.7	66	163	.405	22	67	.328	44	64	.688	18	41	59	1.8	57	0	93	73	5	50	198	6.2
94-95 (UT)	36	36	1050	29.2	131	295	.444	31	102	.304	97	133	.729	24	74	98	2.7	77	2	204	132	4	83	390	10.8
95-96 (UT)	36	36	1123	31.2	151	344	.439	13	64	.203	101	127	.795	23	85	108	3.0	70	2	152	101	11	101	416	11.6
TOTAL	135	92	3554	26.3	490	1159	.423	78	293	.266	327	434	.753	105	266	371	2.7	290	6	534	440	30	297	1385	10.3

HORSTON, KEY LOOKING TO JOIN TENNESSEE'S 1,000-POINT CLUB



Jordan Horston (left) and Tamari Key (right) enter the 2022-23 season with 900 and 805 points, respectively, during their time at Tennessee and are poised to become the 48th and 49th players to tally 1,000+ career points as Lady Vols. UT could potentially feature six career 1K scorers on its squad, with returnee Jordan Walker (1,149) and newcomers Jasmine Franklin (1,122), Rickea Jackson (1,085) and Jasmine Powell (872) either past or approaching that milestone.

SPECIAL CONSIDERATION

Senior transfer All-Americans and Olympians Patricia Roberts and Jill Rankin played for the Lady Vols during their senior year only. Though they didn't become 1,000-point scorers at UT, their career marks are some of the nation's all-time bests.

#44 PATRICIA ROBERTS » 2,447 CAREER POINTS 6'1" » CENTER » MONROE, GEORGIA » 987 POINTS AT UT/2,457 CAREER

Year	GP	GS	Min	Avg	FG	FGA	Pct	3FG	3FGA	Pct	FT	FTA	Pct	Off	Def	Tot	Avg	PF	FO	Ast	TO	Blk	Stl	Pts	Avg
73-74 (Emporia State)	22																							373	17.0
74-75 (Emporia State)	21				192	309	.621				55	84	.655			259	12.3							439	20.9
75-76 (Emporia State)	24				305	474	.643				48	89	.652			305	12.7							658	27.4
76-77 (UT)	33				428	662	.646				131	175	.748			467	14.2	97	4	54				987	29.9
TOTAL	100				925	1445	.640				234	348	.672			1031	13.1							2447	24.5

#13 JILL RANKIN » 2,851 CAREER POINTS 6'3" » CENTER » PHILLIPS, TEXAS » 730 POINTS AT UT/2,851 CAREER

Year	GP	GS	Min	Avg	FG	FGA	Pct	3FG	3FGA	Pct	FT	FTA	Pct	Off	Def	Tot	Avg	PF	FO	Ast	TO	Blk	Stl	Pts	Avg	
76-77 (Wayland Baptist)	36				218	368	.592				91	131	.695			257	7.0								527	14.6
77-78 (Wayland Baptist)	38				259	426	.607				76	121	.628			262	6.9								594	15.6
78-79 (Wayland Baptist)	34				410	698	.587				180	234	.769			305	9.0								1000	29.4
79-80 (UT)	38				296	536	.552				138	172	.802			277	7.3	112	2						730	19.2
TOTAL	146				1183	2028	.583				485	658	.737			1101	7.5								2851	19.5

GENERAL

STAFF

PLAYERS

REVIEW

HISTORY

FACILITIES

NCAA

SEC

RECORDS

MEDIA INFO



GREAT LADY VOL REBOUNDERS

■ 1,000 CAREER REBOUNDS

1. CHAMIQUE HOLDSCLAW
1,295 CAREER REBOUNDS
(1995-99) » 6-2 » F

YEAR	RBS-AVG
95-96	326-9.1
96-97	367-9.4
97-98	328-8.4
98-99	274-8.1
TOTAL	1295-8.8

2. GLORY JOHNSON
1,218 CAREER REBOUNDS
(2008-12) » 6-3 » F

YEAR	RBS-AVG
08-09	236-7.2
09-10	268-7.7
10-11	359-9.7
11-12	355-9.9
TOTAL	1218-8.6

3. MERCEDES RUSSELL
1,085 CAREER REBOUNDS
(2013-18) » 6-6 » C

YEAR	RBS-AVG
13-14	174-5.0
15-16	299-8.3
16-17	309-9.7
17-18	303-9.2
TOTAL	1085-8.0

4. BASHAARA GRAVES
1,044 CAREER REBOUNDS
(2012-16) » 6-2 » F

YEAR	RBS-AVG
12-13	281-8.0
13-14	238-6.8
14-15	252-7.0
15-16	273-8.3
TOTAL	1044-7.5

5. SHEILA FROST
1,043 CAREER REBOUNDS
(1985-89) » 6-4 » C

YEAR	RBS-AVG
85-86	309-9.4
86-87	216-6.4
87-88	269-7.9
88-89	249-6.7
TOTAL	1043-7.6

6. TAMIKA CATCHINGS
1,004 CAREER REBOUNDS
(1997-01) » 6-1 » F

YEAR	RBS-AVG
97-98	313-8.0
99-99	249-7.3
99-00	292-7.9
00-01	150-8.8
TOTAL	1004-7.9

■ 900 CAREER REBOUNDS

7. MARY OSTROWSKI
994 CAREER REBOUNDS
(1980-84) » 6-2 » F/C

YEAR	RBS-AVG
80-81	203-7.0
81-82	273-8.5
82-83	250-7.6
83-84	268-8.6
TOTAL	994-8.0

8. CANDACE PARKER
972 CAREER REBOUNDS
(2005-08) » 6-4 » G/F/C

YEAR	RBS-AVG
05-06	298-8.3
06-07	352-9.8
07-08	322-8.5
TOTAL	972-8.8

9. DEBBIE GROOVER
957 CAREER REBOUNDS
(1977-81) » 6-0 » C

YEAR	RBS-AVG
77-78	173-5.6
78-79	338-8.7
79-80	268-7.1
80-81	178-5.7
TOTAL	957-6.9

10. RENNIA DAVIS
947 CAREER REBOUNDS
(2017-21) » 6-2 » F

YEAR	RBS-AVG
17-18	250-7.6
18-19	240-7.7
19-20	245-8.2
20-21	212-8.8
TOTAL	947-8.0

11. SHYRA ELY
940 CAREER REBOUNDS
(2001-05) » 6-2 » F

YEAR	RBS-AVG
01-02	177-5.4
02-03	238-6.6
03-04	279-8.0
04-05	246-7.0
TOTAL	940-6.8

12. BRIDGETTE GORDON
915 CAREER REBOUNDS
(1985-89) » 6-0 » F

YEAR	RBS-AVG
85-86	208-6.1
86-87	232-6.8
87-88	224-6.8
88-89	251-7.0
TOTAL	915-6.7

13. NICKY ANOSIKE
914 CAREER REBOUNDS
(2004-08) » 6-4 » F/C

YEAR	RBS-AVG
04-05	214-6.1
05-06	194-5.4
06-07	229-6.2
07-08	277-7.3
TOTAL	914-6.3

14. SHEKINNA STRICKLEN
905 CAREER REBOUNDS
(2008-12) » 6-2 » G/F

YEAR	RBS-AVG
08-09	190-5.9
09-10	213-6.1
10-11	270-7.3
11-12	232-6.6
TOTAL	905-6.5

■ 800 CAREER REBOUNDS

15. MICHELLE SNOW
888 CAREER REBOUNDS
(1998-02) » 6-5 » C

YEAR	RBS-AVG
98-99	218-6.4
99-00	232-6.3
00-01	224-6.8
01-02	214-6.5
TOTAL	888-6.5

16. DANA JOHNSON
884 CAREER REBOUNDS
(1991-95) » 6-2 » C

YEAR	RBS-AVG
91-92	172-5.5
92-93	182-5.7
93-94	241-7.3
94-95	289-7.8
TOTAL	884-6.6

17. DAEDRA CHARLES
858 CAREER REBOUNDS
(1988-91) » 6-3 » C

YEAR	RBS-AVG
88-89	249-6.7
89-90	287-8.7
90-91	322-9.2
TOTAL	858-8.2

18. PASHEN THOMPSON
816 CAREER REBOUNDS
(1993-97) » 6-1 » C

YEAR	RBS-AVG
93-94	185-5.6
94-95	131-5.5
95-96	253-7.2
97-98	247-6.5
TOTAL	816-6.3

19. LISA HARRISON
811 CAREER REBOUNDS
(1989-93) » 6-0 » F

YEAR	RBS-AVG
89-90	159-4.8
90-91	191-5.6
91-92	161-5.2
92-93	300-9.4
TOTAL	811-6.2

TENNESSEE INDIVIDUAL & TEAM RECORDS

INDIVIDUAL RECORDS

SINGLE GAME

Points	51, Patricia Roberts vs. Kentucky (11/13/76)
Field Goals	24, Patricia Roberts vs. Kentucky (11/13/76)
Field Goal Attempts	31, Patricia Roberts vs. Kentucky (11/13/76)
Field Goal Percentage	1.000 (14-14) Gwen Jackson vs. Puerto Rico-Mayaquez (11/29/02)
3-Point Field Goals	8, Ariel Massengale vs. Vanderbilt (3/1/15) 8, Meighan Simmons vs. Lamar (12/1/10) & vs. Virginia (11/28/13)
3-Point Field Goal Attempts	17, Meighan Simmons vs. Virginia (11/28/13)
3-Point Field Goal Percentage	1.000 (6-6), Tasha Butts vs. Vanderbilt (2/15/04) Kara Lawson vs. Vanderbilt (2/27/03)
Free Throws	17, Candace Parker vs. Middle Tennessee (12/13/07) Bridgette Gordon vs. Long Beach State (3/25/89)
Free Throw Attempts	21, Candace Parker vs. Middle Tennessee (12/13/07)
Free Throw Percentage	1.000 (13-13), Gail Dobson vs. Union (3/1/75)
Rebounds	24, Patricia Roberts vs. Anderson (2/19/77)
Assists	18, Dawn Marsh vs. Georgia (3/6/88)
Blocks	12, Kelley Cain vs. LSU (2/22/10)
Steals	11, Michelle Marciniak vs. Kentucky (1/14/96)
Dunks	2, Candace Parker vs. Army (3/19/06)
Triple-Doubles	1, Tamari Key, 10 p, 18 r, 10 b (11/21/21) Tamari Key, 23 p, 10 r, 10 b (1/31/21) Jordan Reynolds, 11 p, 14 r, 10 a (12/29/16) Shekinna Stricklen, 17 p, 13 r, 12 a (1/3/10) Shelia Collins, 18 p, 10 r, 10 s (2/8/85)

SEASON

Points	987, Patricia Roberts (1976-77)
Scoring Average	29.9, Patricia Roberts (1976-77)
Field Goals	428, Patricia Roberts (1976-77)
Field Goal Attempts	693, Cindy Brogdon (1978-79)
Field Goal Percentage	67.9, Cindy Noble (1979-80)
3-Point Field Goals	103, Shanna Zolman (2005-06)
3-Point Field Goal Attempts	239, Angie Bjorklund (2009-10)
3-Point Field Goal Percentage	.490 (25-51), Dena Head (1990-91)
Free Throws	201, Candace Parker (2007-08)
Free Throw Attempts	288, Candace Parker (2007-08)
Free Throw Percentage	.957 (88-92), Shanna Zolman (2003-04)
Consecutive Free Throws	45, Shanna Zolman (1/29/04-12/12/04) 45, Tiffany Woosley (12/21/92-2/6/93)
Rebounds	467, Patricia Roberts (1976-77)
Rebound Average	14.2, Patricia Roberts (1976-77)
Assists	243, Dawn Marsh (1987-88)
Assist Average	7.1, Dawn Marsh (1987-88)
Blocks	119, Tamari Key (2021-22)
Steals	141, Holly Warlick (1978-79)
Dunks	4, Candace Parker (2006-07)
Double-Doubles	21, Candace Parker (2006-07)
Triple-Doubles	1, Tamari Key (2021-22), Tamari Key (2020-21), Jordan Reynolds (2016-17), Shekinna Stricklen (2009-10), Shelia Collins (1984-85)

CAREER

Points	3,025, Chamique Holdsclaw (1995-99)
Scoring Average	29.9, Patricia Roberts (1976-77)
Field Goals	1,233, Chamique Holdsclaw (1995-99)
Field Goal Attempts	2,419, Chamique Holdsclaw (1995-99)
Field Goal Percentage	.647, Patricia Roberts (1976-77)
3-Point Field Goals	305, Angie Bjorklund (2007-11)
3-Point Field Goal Attempts	740, Meighan Simmons (2010-14)
3-Point Field Goal Percentage	.425, Shanna Zolman (2002-06)
Free Throws	526, Candace Parker (2005-08)
Free Throw Attempts	796, Glory Johnson (2008-12)
Free Throw Percentage	.916, Shanna Zolman (2002-06)
Rebounds	1,295, Chamique Holdsclaw (1995-99)
Assists	755, Dawn Marsh (1984-88)
Blocks	277, Tamari Key (2019-Present)
Steals	373, Alexis Hornbuckle (2004-08)
Dunks	7, Candace Parker (2005-08)
Double-Doubles	57, Chamique Holdsclaw (1995-99)
Triple-Doubles	2, Tamari Key (2019-present), 1, Jordan Reynolds (2013-17), Shekinna Stricklen (2008-12), Shelia Collins (1981-85)

TEAM RECORDS

SINGLE GAME

Points	136 vs. Puerto Rico-Mayaquez (11/29/02)
Field Goals	58 vs. Hawaii Pacific (12/20/85)
Field Goal Attempts	98 vs. Youngstown State (2/9/93)
Field Goal Percentage	.721 vs. Old Dominion (1/4/89)
3-Point Field Goals	16 vs. Kentucky (3/6/11)
3-Point Field Goal Attempts	36 vs. Lamar (12/1/10)
3-Point Field Goal Percentage	.875 (7-8) vs. Notre Dame (1/7/94)
Free Throws	40 vs. Florida (2/3/05)
Free Throw Attempts	53 vs. Long Beach State (12/3/88)
Free Throw Percentage	1.000 (18-18) vs. Alabama (2/19/15)

Rebounds	76 vs. Tennessee State (2/27/88)
Offensive Rebounds	44 vs. Youngstown State (2/9/93)
Defensive Rebounds	54 vs. Troy (12/6/17)
Assists	41 vs. Hawaii Pacific (12/20/85)
Blocks	15 vs. Kentucky (2/25/10) & vs. Texas (11/21/21)
Steals	38 vs. Hawaii Pacific (12/20/85)
Fouls	33 vs. Middle Tennessee (11/8/13)
Turnovers	32 vs. Texas (12/11/84)
Fewest Points	43 vs. Virginia Tech (12/6/15)
Fewest Field Goals	13 vs. Rutgers (3/29/05)
Fewest Field Goal Attempts	40 vs. Georgia (2/27/82)
Fewest Free Throws	0 vs. Maryland (3/30/15)
Fewest Free Throw Attempts	1 vs. Maryland (3/30/15)

SEASON

Points	3,464 in 1997-98
Scoring Average	88.9 in 1987-88
Field Goals	1,292 in 1978-79
Field Goal Percentage	.517 in 1982-83
3-Point Field Goals	242 in 2010-11
3-Point Field Goal Percentage	.401 in 1990-91
Free Throws	782 in 1997-98
Free Throw Percentage	.759 in 2012-13
Rebounds	1,811 in 1978-79
Rebound Average	48.1 in 2021-22
Assists	715 in 1979-80
Steals	567 in 1997-98 & 1978-79
Blocks	238 in 1997-98
Personal Fouls	745 in 1986-87
Turnovers	709 in 1996-97
Wins/Consecutive Wins	39 (1997-98)/46 (1997-98)
Losses/Consecutive Losses	14 (2015-16)/6 (2018-19)
Lowest Scoring Avg. Allowed	55.5 in 2006-07

Note – All records are since the 1974-75 season

* – Fewer games due to COVID-19 health pandemic

SEASON HIGHS & LOWS

MOST WINS	39 (39-0), 1997-98
FEWEST	16 (16-8) 1974-75, (16-11), 1975-76
MOST POINTS	3,464, 1997-98
FEWEST	1,797, 2020-21*
BEST WON-LOST PERCENTAGE	1.000 % (39-0), 1997-98
WORST	.592 (16-11), 1974-75
MOST CONSECUTIVE WINS/LOSSES	39, 1997-98 / 6, 2018-19
MOST POINTS ALLOWED	2,566, 1996-97
FEWEST	1,563, 2020-21*
HIGH SCORING AVERAGE	88.9, 1987-88
LOWEST	65.6, 2015-16
BEST DEFENSIVE AVERAGE	55.5, 2006-07
WORST	73.4, 1974-75
MOST GAMES PLAYED	39, 1978-79, 1996-97, 1997-98
FEWEST	24, 1974-75
MOST FG MADE	1,292, 1978-79
FEWEST	696, 2020-21*
MOST FG ATTEMPTED	2,679, 1997-98
FEWEST	1,582, 1997-98
BEST FG PERCENTAGE	51.7, 1982-83
LOWEST	40.8, 2015-16
MOST 3FG MADE	242, 2010-11
FEWEST	6, 1988-89
MOST 3FG ATTEMPTED	647, 2007-08
FEWEST	26, 1988-89
BEST 3FG PERCENTAGE	.401, 1990-91
LOWEST	.231, 1988-89
MOST FT MADE	782, 1997-98
FEWEST	293, 2020-21*
MOST FT ATTEMPTED	1,110, 1997-98
FEWEST	412, 2020-21*
BEST FT PERCENTAGE	.759, 2012-13
LOWEST	.627, 1985-86
MOST REBOUNDS	1,811, 1978-79
FEWEST	1,139, 2020-21*
BEST REBOUND AVERAGE	48.1, 2021-22
LOWEST	38.4, 2006-07
MOST ASSISTS	715, 1979-80
FEWEST	366, 2020-21*
MOST BLOCKS	228, 1997-98
FEWEST	73, 1978-79
MOST STEALS	567, 1978-79, 1997-98
FEWEST	165, 2020-21*



OPPONENT RECORDS

INDIVIDUAL RECORDS

SINGLE GAME

Points	45, Clarissa Davis, Texas at Knoxville, (12/9/87) Peggy Gillom, Ole Miss at Knoxville, (2/4/78)
Field Goals	21, Peggy Gillom, Ole Miss at Knoxville, (2/4/78)
Field Goals Att.	42, Kim Williams, DePaul at Knoxville, (12/28/97)
Field Goal Pct.	1.000 (10-10), Misty Lamb, Vanderbilt at Knoxville, (2/22/90)
3-Point Field Goals	9, Molly Goodenbour, Stanford at Knoxville, (12/21/92)
3-Point Field Goals Attempted	23, Sheila Ethridge, Louisiana Tech at Ruston, La., (2/5/91)
3-Point Field Goal Percentage	1.000 (5-5), (tied 4 times) most recently Shamani Stafford, Presbyterian at Knoxville, (11/11/18)
Free Throws	15, (two tied) most recently Chantelle Anderson, Vanderbilt at Knoxville, (2/27/03)
Free Throws Attempted	18, Sha Brooks, Florida at Gainesville, (2/8/09)
Free Throw Percentage	1.000 (15-15), Melissa King, Santa Clara at Santa Clara, Calif., (2/16/91)
Rebounds	21, Linda Street, Memphis State at Martin, Tenn., (3/3/78)
Assists	14, Tyasha Harris, South Carolina at Knoxville (2/24/19) 14, Cathy Bender, Vanderbilt at Lexington, Ky., (2/26/82)
Blocks	11, Anne Donovan, Old Dominion at Knoxville, (2/14/82)
Steals	8 (tied 6 times) most recently Chanette Hicks, Va. Tech at Blacksburg, Va., (11/27/16)

TEAM RECORDS

SINGLE GAME

Points	102, Auburn at Albany, Ga., (3/6/87) and Louisiana Tech at Greensboro, N.C., (3/23/79)
Field Goals	44, Louisiana Tech at Greensboro, N.C., (3/23/79)
Field Goal Attempts	99, Troy at Knoxville, (12/21/16)
Field Goal Percentage	.709 (44-62) Louisiana Tech at Greensboro, N.C., (3/23/79)
3-Point Field Goals	14, Stanford at Knoxville, (12/18/18) 14, Syracuse at Sioux Falls, S.D., (3/27/16)
3-Point Field Goal Attempts	44, Colo. State at Knoxville, (12/11/19)
3-Point Field Goal Pct.	.833 (5-6), Rutgers at Piscataway, N.J., (1/17/94)
Free Throws	31, (tied three times) most recently Oklahoma at Knoxville, (11/10/02)
Free Throw Attempts	45, Oklahoma at Knoxville, (11/10/02)
Free Throw Pct.	1.000 (20-20) Louisiana State at Knoxville, (2/13/88)
Rebounds	59, at South Carolina in Columbia, S.C., (2/20/22)
Assists	29, Louisiana Tech at Greensboro, N.C., (3/23/79)
Turnovers	50, Hawaii Pacific at Honolulu, Hawaii, (12/20/85)
Blocks	13, Baylor at Memphis, Tenn, (3/27/10)
Steals	20, Florida at Knoxville, Tenn. (2/26/06) 20, Georgia at Athens, Ga., (2/19/84)

TENNESSEE IN OVERTIME GAMES

All Games (55): 34-21 (.618)
H: (8-5), A: (13-12), N: (13-4)

Regular Season (47): 28-19 (.596)
H: (7-5), A: (13-12), N: (8-2)

SEC Tournament (2): 1-1 (1.000)
H: (0-0), A: (0-0), N: (1-1)

NCAA Tournament (6): 5-1 (.833)
H: (1-0), A: (0-0), N: (4-1)

Tenn. Tech 89, Tennessee 84	H	2/6/76	# Tennessee 100, LSU 99	N	3/1/97
UNC Greensboro 81, Tennessee 79	N	2/13/76	Connecticut 63, Tennessee 62	A	1/4/03
Tennessee 71, Memphis St 69	N	3/6/76	Tennessee 70, Stanford 66	A	12/14/03
Tennessee 82, Tenn. Tech 81	A	1/18/78	Tennessee 96, DePaul 89	A	12/17/03
Tennessee 92, Kentucky 90	A	1/28/78	Tennessee 68, Auburn 61	H	2/1/04
LSU 85, Tennessee 80	A	1/24/79	# Georgia 68, Tennessee 66	N	3/6/04
Tennessee 91, Kentucky 83	A	2/2/80	Tennessee 91, Florida 82	H	2/3/05
Tennessee 73, Georgia 68	N	12/17/80	Florida 95, Tennessee 93	H	2/26/06
Tennessee 93, Maryland 91	A	1/15/81	Tennessee 75, Arkansas 68	A	2/22/07
Ohio State 83, Tennessee 82	N	12/17/81(20T)	Stanford 73, Tennessee 69	A	12/22/07
\$ Tennessee 91, So. Cal 90	H	3/21/82	Tennessee 79, Stanford 69	H	12/21/08
Old Dominion 78, Tennessee 72	H	11/30/82	Tennessee 82, Stanford 72	H	12/19/10
\$ Tennessee 90, Mississippi 83	N	3/25/83(30T)	Virginia 69, Tennessee 64	A	11/20/11
Kentucky 76, Tennessee 72	H	1/23/85	Arkansas 72, Tennessee 71	H	2/23/12
Tennessee 62, La. Tech 61	N	11/27/88	Tennessee 88, Mid. Tennessee 81	H	11/28/12
\$ Virginia 79, Tennessee 75	N	3/24/90	Tennessee 78, Florida 75	A	1/13/13
Tennessee 71, Florida 70	A	1/16/91	\$ Tennessee 73, Gonzaga 69	N	3/28/15
\$ Tennessee 70, Virginia 67	N	3/31/91	Mississippi St. 65, Tennessee 63	A	1/28/16
Stanford 96, Tennessee 95	A	12/14/91	Texas A&M 76, Tennessee 71	A	2/7/16
Mississippi 80, Tennessee 78	A	1/18/92	Georgia 81, Tennessee 78	A	2/5/17 (20T)
Tennessee 74, Stanford 73	N	12/6/92	Tennessee 101, Marquette 99	N	11/23/17
Tennessee 86, Colorado 82	H	12/20/93	Texas A&M 79, Tennessee 76	A	1/11/18
Tennessee 95, Kentucky 89	A	2/18/94	Tennessee 73, UAB 69	N	11/24/18
Tennessee 79, S. Carolina 73	A	2/15/96	West Virginia 79, Tennessee 73	A	12/6/20
Tennessee 72, Auburn 67	H	2/18/96	Tennessee 74, Texas 70	H	11/21/21
\$ Tennessee 88, Connecticut 83	N	3/29/96	Tennessee 86, Arkansas 83	H	1/31/22
Georgia 94, Tennessee 93	H	12/8/96			
Tennessee 68, Texas 65	H	12/21/96			
Tennessee 92, Vanderbilt 79	A	1/19/97			

\$ - NCAA Tournament game
- SEC Tournament game



Sara Puckett notched her first career double-double with 10 points and 10 rebounds, as the Lady Vols came from 13 down in the third quarter to force overtime and prevail over Arkansas, 86-83, on Jan. 31, 2022.

SCORING RECORDS

TEAM RECORDS

MOST POINTS SCORED

Game:	136	at Puerto Rico-Mayaguez	11/29/02
Season:	3,464	1997-98	39 games

HIGHEST SCORING AVERAGE

Season:	88.9	1987-88	3,021 in 34 games
----------------	------	---------	-------------------

INDIVIDUAL RECORDS

MOST POINTS SCORED

Game:	51	Patricia Roberts	vs. Kentucky	11/13/76
Season:	987	Patricia Roberts	1976-77	33 games
Career:	3,025	Chamique Holdsclaw	1995-99	148 games

HIGHEST SCORING AVERAGE

Season:	29.9	Patricia Roberts	1976-77	987/33 games
Career:	29.9	Patricia Roberts	1976-77	987/33 games

CAREER LEADERS

POINTS SCORED

Pts.	Player	Seasons
1. 3,025	Chamique Holdsclaw	1995-99
2. 2,462	Bridgette Gordon	1985-89
3. 2,137	Candace Parker	2005-08
4. 2,113	Tamika Catchings	1997-01
5. 2,064	Meighan Simmons	2010-14
6. 1,950	Kara Lawson	1999-03
7. 1,915	Semeka Randall	1997-01
8. 1,882	Shekinna Stricklen	2008-12
9. 1,815	Rennia Davis	2017-21
10. 1,790	Sheila Frost	1985-89

POINTS PER GAME

PPG	Player	Seasons
1. 29.9	Patricia Roberts	1976-77
2. 20.8	Cindy Brogdon	1977-79
3. 20.4	Chamique Holdsclaw	1995-99
4. 19.4	Candace Parker	2005-08
5. 19.2	Jill Rankin	1979-80
6. 18.0	Bridgette Gordon	1985-89
7. 16.6	Tamika Catchings	1997-01
8. 15.7	Diamond DeShields	2015-17
9. 15.4	Rennia Davis	2017-21
10. 15.2	Cindy Noble	1978-81

SEASON LEADERS

POINTS SCORED

Pts.	Player	Season
1. 987	Patricia Roberts	1976-77
2. 915	Chamique Holdsclaw	1997-98
3. 809	Candace Parker	2007-08
4. 803	Chamique Holdsclaw	1996-97
5. 784	Cindy Brogdon	1978-79
6. 735	Bridgette Gordon	1988-89
7. 730	Jill Rankin	1979-80
8. 724	Chamique Holdsclaw	1998-99
9. 711	Tamika Catchings	1997-98
10. 706	Candace Parker	2006-07

BY CLASS

Freshman:	711	Tamika Catchings	1997-98
Sophomore:	803	Chamique Holdsclaw	1996-97
Junior:	915	Chamique Holdsclaw	1997-98
Senior:	987	Patricia Roberts	1976-77

POINTS PER GAME

PPG	Player	Season
1. 29.9	Patricia Roberts	1976-77
2. 23.5	Chamique Holdsclaw	1997-98
3. 21.7	Cindy Brogdon	1977-78
4. 21.3	Candace Parker	2007-08
21.3	Chamique Holdsclaw	1998-99
6. 20.8	Bridgette Gordon	1987-88
7. 20.6	Chamique Holdsclaw	1996-97
8. 20.4	Bridgette Gordon	1988-89
9. 20.1	Cindy Brogdon	1978-79
10. 19.6	Candace Parker	2006-07

SINGLE GAME LEADERS

Pts.	Player	Date	Opponent
1. 51	Patricia Roberts	11/13/76	Kentucky
2. 43	Tanya Haave	12/11/82	at Stephen F. Austin
43	Patricia Roberts	1/24/77	East Tennessee State
4. 40	Shelia Collins	3/3/85	at Mississippi
40	Patricia Roberts	3/26/77	Immaculata
6. 39	Chamique Holdsclaw	3/15/99	Boston College
39	Chamique Holdsclaw	2/14/98	Auburn
39	Gail Dobson	3/1/75	Union (Tenn.)
9. 38	Tamika Catchings	2/26/99	Florida
38	Patricia Roberts	1/6/77	Marshall

YEAR-BY-YEAR LEADERS

Year	Leader	G	Pts.-Avg.
1975-76	Sue Thomas	14	250-17.8
1976-77	Patricia Roberts	33	987-29.9
1977-78	Cindy Brogdon	31	674-21.7
1978-79	Cindy Brogdon	39	784-20.1
1979-80	Jill Rankin	38	730-19.2
1980-81	Cindy Noble	31	450-14.5
1981-82	Mary Ostrowski	32	458-14.3
1982-83	Tanya Haave	33	614-18.6
1983-84	Mary Ostrowski	31	493-15.9
1984-85	Shelia Collins	31	563-18.2
1985-86	Bridgette Gordon	34	481-14.1
1986-87	Bridgette Gordon	34	559-16.4
1987-88	Bridgette Gordon	33	687-20.8
1988-89	Bridgette Gordon	36	735-20.4
1989-90	Daedra Charles	33	525-15.9
1990-91	Daedra Charles	35	607-17.3
1991-92	Peggy Evans	31	458-14.8
1992-93	Lisa Harrison	32	447-14.0
1993-94	Nikki McCray	33	537-16.3
1994-95	Dana Johnson	37	577-15.6
1995-96	Chamique Holdsclaw	36	583-16.2
1996-97	Chamique Holdsclaw	39	803-20.6
1997-98	Chamique Holdsclaw	39	915-23.5
1998-99	Chamique Holdsclaw	34	724-21.3
1999-00	Tamika Catchings	37	580-15.7
2000-01	Tamika Catchings	17	259-15.2
2001-02	Kara Lawson	34	512-15.1
2002-03	Gwen Jackson	38	612-16.1
2003-04	Shyra Ely	35	508-14.5
2004-05	Shyra Ely	35	503-14.4
2005-06	Candace Parker	36	622-17.3
2006-07	Candace Parker	36	706-19.6
2007-08	Candace Parker	38	809-21.3
2008-09	Shekinna Stricklen	32	424-13.3
2009-10	Angie Bjorklund	35	487-13.9
2010-11	Meighan Simmons	37	500-13.5
2011-12	Shekinna Stricklen	35	539-15.4
2012-13	Meighan Simmons	35	589-16.8
2013-14	Meighan Simmons	35	577-16.5
2014-15	Isabelle Harrison	21	256-12.2
2015-16	Diamond DeShields	36	514-14.3
2016-17	Diamond DeShields	29	504-17.4
2017-18	Jaime Nared	33	550-16.7
2018-19	Rennia Davis	31	463-14.9
	Evina Westbrook	31	463-14.9
2019-20	Rennia Davis	30	541-18.0
2020-21	Rennia Davis	24	415-17.3
2021-22	Jordan Horston	23	372-16.2

FIELD GOAL RECORDS

TEAM RECORDS

MOST FIELD GOALS MADE

Game:	58	at Hawaii Pacific	12/20/85
Season:	1,292	1978-79	39 games

HIGHEST FIELD GOAL PERCENTAGE

Season:	.517	1982-83	1,051-2,034
----------------	------	---------	-------------

INDIVIDUAL RECORDS

MOST FIELD GOALS MADE

Game:	24	Patricia Roberts	vs. Kentucky	11/13/76
Season:	428	Patricia Roberts	1976-77	33 games
Career:	1,233	Chamique Holdsclaw	1995-99	148 games

HIGHEST FIELD GOALS PERCENTAGE

Season:	.679	Cindy Noble	1979-80	266-392
Career:	.647	Patricia Roberts	1976-77	428-662

CAREER LEADERS

FIELD GOALS MADE

FGM	Player	Seasons
1. 1,233	Chamique Holdsclaw	1995-99
2. 1,017	Bridgette Gordon	1985-89
3. 797	Candace Parker	2005-08
4. 760	Tamika Catchings	1997-01
5. 754	Sheila Frost	1985-89
6. 746	Meighan Simmons	2010-14
	Tanya Haave	1980-84
8. 731	Semeka Randall	1997-01
9. 696	Rennia Davis	2017-21
10. 692	Shekinna Stricklen	2008-12

FIELD GOAL PERCENTAGE

FG% Player	Seasons
1. .647	Patricia Roberts (428-662) 1976-77
2. .625	Cindy Noble (614-982) 1978-81
3. .606	Kelley Cain (343-566) 2008-11
4. .591	Sheila Frost (754-1,276) 1985-89
5. .588	Tamari Key (315-536) 2019-
6. .570	Mercedes Russell (647-1135) 2013-18
7. .561	Jerilyn Harper (152-271) 1978-79
8. .553	Michelle Snow (585-1,057) 1998-02
9. .552	Jill Rankin (296-536) 1979-80
10. .552	Daedra Charles (594-1,077) 1988-91
11. .549	Dana Johnson (622-1,132) 1991-95

SINGLE SEASON LEADERS

FIELD GOALS MADE

FGM	Player	Season
1. 428	Patricia Roberts	1976-77
2. 370	Chamique Holdsclaw	1997-98
3. 344	Cindy Brogdon	1978-79
4. 332	Chamique Holdsclaw	1996-97
5. 300	Candace Parker	2007-08
	Bridgette Gordon	1988-89
7. 296	Jill Rankin	1979-80
8. 294	Chamique Holdsclaw	1998-99
9. 289	Bridgette Gordon	1987-88
10. 286	Cindy Brogdon	1977-78

BY CLASS

Freshman:	253	Tamika Catchings	1997-98
Sophomore:	332	Chamique Holdsclaw	1996-97
Junior:	370	Chamique Holdsclaw	1997-98
Senior:	428	Patricia Roberts	1976-77

FIELD GOAL PERCENTAGE (MIN. 250 ATTEMPTS)

FG%	Player	Season
1. .679	Cindy Noble (266-392)	1979-80
2. .647	Patricia Roberts (428-662)	1976-77
3. .615	Sheila Frost (208-338)	1987-88
4. .614	Dana Johnson (215-350)	1994-95
5. .597	Cindy Noble (178-298)	1980-81
6. .590	Sheila Frost (161-273)	1986-87
7. .586	Mary Ostrowski (190-324)	1982-83
8. .583	Mercedes Russell (207-355)	2017-18
9. .582	Cindy Noble (170-292)	1978-79
10. .580	Sheila Frost (181-312)	1985-86

SINGLE GAME LEADERS

FIELD GOALS MADE

FGM	Player	Date	Opponent
1. 24	Patricia Roberts	11/13/76	Kentucky
2. 19	Patricia Roberts	1/24/77	East Tennessee State
3. 18	Patricia Roberts	3/24/77	vs. Kansas State
	18	Patricia Roberts	1/6/77 Marshall
5. 17	Tanya Haave	12/11/82	at Steven F. Austin
	17	Sue Thomas	1/14/76 at Western Carolina
7. 16	Sheila Frost	1/17/88	Vanderbilt
	16	Tanya Haave	2/9/83 at Kentucky
	16	Patricia Roberts	3/3/77 Middle Tenn. State
	16	Patricia Roberts	1/14/77 at Western Carolina

YEAR-BY-YEAR LEADERS (BY PCT.)

Year	Leader	G	FGM-FGA	FG%
1975-76	Marcia Garner	12	36-66	.545
1976-77	Patricia Roberts	33	428-662	.646
1977-78	Suzanne Barbre	31	209-414	.504
1978-79	Cindy Noble	34	170-292	.582
1979-80	Cindy Noble	38	266-392	.678
1980-81	Cindy Noble	31	178-298	.597
1981-82	Paula Towns	31	184-321	.573
1982-83	Lynne Collins	30	79-130	.608
1983-84	Mary Ostrowski	31	194-376	.516
1984-85	Lisa Webb	16	79-156	.506
1985-86	Sheila Frost	33	181-312	.580
1986-87	Sheila Frost	34	161-273	.590
1987-88	Sheila Frost	34	208-338	.615
1988-89	Kellir Casteel	31	44-63	.698
1989-90	Daedra Charles	33	212-385	.551
1990-91	Daedra Charles	35	243-434	.560
1991-92	Peggy Evans	31	186-350	.531
1992-93	Dana Johnson	32	143-268	.534
1993-94	Dana Johnson	33	173-317	.546
1994-95	Dana Johnson	37	215-350	.614
1995-96	Pashen Thompson	35	106-201	.527
1996-97	Tiffani Johnson	38	143-269	.532
1997-98	Teresa Geter	39	98-179	.547
1998-99	Michelle Snow	34	117-195	.600
1999-00	Michelle Snow	37	181-326	.555
2000-01	Michelle Snow	33	143-250	.572
2001-02	Michelle Muñoz	27	36-62	.581
2002-03	Courtney McDaniel	36	57-96	.594
2003-04	Ashley Robinson	35	120-247	.486
2004-05	Tye'sha Fluker	33	101-219	.461
2005-06	Sybil Dosty	35	40-65	.615
2006-07	Candace Parker	36	267-505	.529
2007-08	Vicki Baugh	38	79-143	.552
2008-09	Kelley Cain	27	97-157	.618
2009-10	Kelley Cain	33	148-244	.607
2010-11	Kelley Cain	32	98-165	.594
2011-12	Vicki Baugh	35	105-182	.577
2012-13	Bashaara Graves	35	165-316	.522
2013-14	Mercedes Russell	35	93-156	.596
2014-15	Nia Moore	36	75-133	.564
2015-16	Mercedes Russell	36	148-270	.548
2016-17	Mercedes Russell	32	199-354	.562
2017-18	Mercedes Russell	33	207-355	.583
2018-19	Cheridene Green	32	114-208	.548
2019-20	Tamari Key	31	92-164	.561
2020-21	Tamari Key	25	91-145	.628
2021-22	Tamari Key	34	132-227	.581

THREE-POINT FIELD GOAL RECORDS

TEAM RECORDS

MOST 3-POINT FIELD GOALS MADE

Game:	16	vs. Kentucky	3/6/11
Season:	242	2010-11	37 games

HIGHEST 3-POINT FIELD GOAL PERCENTAGE

Season:	.401	1990-91	118-294
----------------	------	---------	---------

INDIVIDUAL RECORDS

MOST 3-POINT FIELD GOALS MADE

Game:	8	Ariel Massengale	Vanderbilt	3/1/15
		Meighan Simmons	Virginia	11/28/13
			Lamar	12/1/10
Season:	103	Shanna Zolman	2005-06	102-239
Career:	305	Angie Bjorklund	2007-11	305-738

HIGHEST 3-POINT FIELD GOAL PERCENTAGE

Season:	.490	Dena Head	1990-91	25-51
Career:	.425	Shanna Zolman	2002-06	266-626

CAREER LEADERS

3-POINT FIELD GOALS MADE

3PM	Player	Seasons
1. 305	Angie Bjorklund	2007-11
2. 266	Shanna Zolman	2002-06
3. 256	Kara Lawson	1999-03
4. 255	Meighan Simmons	2010-14
5. 164	Ariel Massengale	2011-15
6. 163	Shekinna Stricklen	2008-12
7. 161	Brittany Jackson	2001-05
8. 147	Shannon Bobbitt	2006-08
9. 143	Taber Spani	2009-13
10. 133	Sidney Spencer	2003-07

3-POINT FIELD GOAL PERCENTAGE

3P%	Player	Seasons
1. .425	Shanna Zolman (266-626)	2002-06
2. .415	Kara Lawson (256-617)	1999-03
3. .413	Angie Bjorklund (305-738)	2007-11
4. .412	April McDivitt (101-245)	1999-02
5. .406	Shannon Bobbitt (147-362)	2006-08
6. .396	Sidney Spencer (133-336)	2003-07
7. .393	Gwen Jackson (55-140)	1999-03
8. .391	Tiffany Woosley (132-338)	1991-95
9. .376	Tess Darby (56-149)	2019-
10. .375	Taber Spani (143-381)	2009-13
11. .364	Kellie Jolly (99-272)	1995-99

SINGLE SEASON LEADERS

3-POINT FIELD GOALS MADE

3PM	Player	Season
1. 103	Shanna Zolman	2005-06
2. 102	Angie Bjorklund	2009-10
3. 79	Kara Lawson	1999-2000
4. 78	Shannon Bobbitt	2007-08
5. 77	Kara Lawson	2002-03
6. 74	Ariel Massengale	2014-15
7. 73	Angie Bjorklund	2010-11
8. 72	Meighan Simmons	2013-14
9. 69	Meighan Simmons	2012-13
69	Shannon Bobbitt	2006-07

BY CLASS

Freshman:	79	Kara Lawson	1999-00
Sophomore:	62	Angie Bjorklund	2008-09
		Kara Lawson	2000-01
Junior:	102	Angie Bjorklund	2009-10
Senior:	103	Shanna Zolman	2005-06

3-POINT FIELD GOAL PERCENTAGE

3P%	Player	Season
1. .490	Dena Head (25-51)	1990-91
2. .463	Jessie Rennie (25-54)	2019-20
3. .455	Tiffany Woosley (46-101)	1993-94
4. .451	Angie Bjorklund (73-162)	2010-11
5. .450	Kara Lawson (77-171)	2002-03
6. .436	Shanna Zolman (68-156)	2004-05
7. .436	Kara Lawson (79-181)	1999-2000
8. .434	Sidney Spencer (53-122)	2005-06
9. .433	Shanna Zolman (103-238)	2005-06
10. .427	Angie Bjorklund (102-239)	2009-10

SINGLE GAME LEADERS

3PM	Player	Date	Opponent
1. 8	Ariel Massengale	3/1/15	Vanderbilt
8	Meighan Simmons	11/28/13	vs. Virginia
8	Meighan Simmons	12/1/10	Lamar
4. 7	Meme Jackson	12/21/18	ETSU
7	Alexa Middleton	12/21/16	Troy
7	Angie Bjorklund	3/6/11	Kentucky
7	Angie Bjorklund	1/24/08	Arkansas
7	Angie Bjorklund	1/5/08	Notre Dame
7	Angie Bjorklund	12/16/07	Gonzaga
7	Shanna Zolman	2/19/06	at Alabama
11. 6	Rae Burrell	12/10/20	Furman
6	Alexa Middleton	11/13/16	Navy
6	Ariel Massengale	11/21/14	Winthrop
6	Angie Bjorklund	2/14/10	Florida
6	Angie Bjorklund	1/28/10	Auburn
6	Angie Bjorklund	3/6/09	Florida
6	Angie Bjorklund	12/18/08	at Old Dominion
6	Shannon Bobbitt	11/15/07	Oklahoma
6	Shannon Bobbitt	1/28/07	at Alabama
6	Tasha Butts	2/15/04	at Vanderbilt
6	Kara Lawson	3/08/03	Mississippi State
6	Kara Lawson	2/27/03	Vanderbilt
6	Kara Lawson	1/12/03	Auburn
6	Kara Lawson	12/21/02	at Texas
6	Kara Lawson	1/30/00	Kentucky
6	Abby Conklin	12/18/96	at Texas Tech

YEAR-BY-YEAR LEADERS (BY PCT.)

Year	Leader	G	3FG%
1988-89	Bridgette Gordon	2-6	.333
1989-90	Jody Adams	27-82	.329
1990-91	Dena Head	25-51	.490
1991-92	Tiffany Woosley	28-69	.406
1992-93	Nikki Caldwell	35-101	.347
1993-94	Tiffany Woosley	46-101	.455
1994-95	Michelle Marciniak	31-102	.304
1995-96	Abby Conklin	38-90	.422
1996-97	Abby Conklin	49-128	.383
1997-98	Kellie Jolly	36-86	.419
1998-99	Kristen Clement	25-65	.385
1999-00	Kara Lawson	79-181	.436
2000-01	Kara Lawson	62-150	.413
2001-02	April McDivitt	29-72	.403
2002-03	Kara Lawson	77-171	.450
2003-04	Shanna Zolman	58-136	.426
2004-05	Shanna Zolman	68-156	.436
2005-06	Sidney Spencer	53-122	.434
2006-07	Shannon Bobbitt	69-167	.413
2007-08	Alexis Hornbuckle	39-92	.424
2008-09	Angie Bjorklund	62-152	.408
2009-10	Angie Bjorklund	102-239	.427
2010-11	Angie Bjorklund	73-162	.451
2011-12	Taber Spani	34-85	.400
2012-13	Taber Spani	48-130	.369
2013-14	Andraya Carter	28-71	.394
2014-15	Ariel Massengale	74-202	.366
2015-16	Kortney Dunbar	25-75	.333
2016-17	Alexa Middleton	42-108	.389
2017-18	Kortney Dunbar	19-51	.373
2018-19	Evinia Westbrook	38-100	.380
2019-20	Jessie Rennie	25-54	.463
2020-21	Rae Burrell	39-97	.402
2021-22	Tess Darby	49-128	.383

GENERAL

STAFF

PLAYERS

REVIEW

HISTORY

FACILITIES

NCAA

SEC

RECORDS

MEDIA INFO



FREE THROW RECORDS

TEAM RECORDS

MOST FREE THROWS MADE

Game:	40	at Florida	2/3/05
Season:	782	1997-98	32 games

HIGHEST FREE THROW PERCENTAGE

Season:	.759	2012-13	525-692
----------------	------	---------	---------

INDIVIDUAL RECORDS

MOST FREE THROWS MADE

Game:	17	Candace Parker	vs. MTSU	12/13/07
	17	Bridgette Gordon	vs. Long Beach St	3/25/89
Season:	201	Candace Parker	2007-08	201-288
Career:	526	Candace Parker	2004-08	526-738

HIGHEST FREE THROW PERCENTAGE

Season:	.957	Shanna Zolman	2003-04	88-92
Career:	.916	Shanna Zolman	2002-06	306-344

CAREER LEADERS

FREE THROWS MADE

FTM	Player	Seasons
1. 526	Candace Parker	2005-08
2. 523	Chamique Holdsclaw	1995-99
3. 493	Glory Johnson	2008-12
4. 471	Tamika Catchings	1997-01
5. 439	Semeka Randall	1997-01
6. 429	Jaime Nared	2014-18
7. 423	Bridgette Gordon	1985-89
8. 405	Bashaara Graves	2012-16
9. 381	Nicky Anosike	2004-08
10. 377	Dana Johnson	1991-95

FREE THROW PERCENTAGE (MIN. 150 ATT.)

FT%	Player	Seasons
1. .916	Shanna Zolman (306-334)	2002-06
2. .853	Sidney Spencer (163-191)	2003-07
3. .847	Kara Lawson (344-406)	1999-03
4. .839	Cindy Brogdon (198-236)	1977-79
5. .827	Jaime Nared (429-519)	2014-18
6. .816	Rennia Davis (310-380)	2017-21
	.816 Tiffany Woosley (284-348)	1991-95
	.816 Tanya Haave (279-342)	1980-84
9. .812	Ariel Massengale (277-341)	2011-15
10. .808	Taber Spani (160-198)	2009-13

SINGLE SEASON LEADERS

FREE THROWS MADE

FTM	Player	Season
1. 201	Candace Parker	2007-08
2. 169	Jaime Nared	2017-18
3. 166	Candace Parker	2006-07
	166 Chamique Holdsclaw	1997-98
5. 165	Tamika Catchings	1997-98
6. 159	Candace Parker	2005-06
7. 155	Semeka Randall	1997-98
8. 147	Dana Johnson	1994-95
9. 145	Cindy Noble	1979-80
10. 141	Jaime Nared	2016-17

BY CLASS

Freshman:	165	Tamika Catchings	1997-98
Sophomore:	166	Candace Parker	2006-07
Junior:	201	Candace Parker	2007-08
Senior:	169	Jaime Nared	2017-18

FREE THROW PERCENTAGE (MIN. 50 ATTEMPTS)

FT%	Player	Season
1. .957	Shanna Zolman (88-92)	2003-04
2. .944	Shanna Zolman (85-90)	2005-06
3. .900	Sidney Spencer (54-60)	2006-07

4. .892	Shanna Zolman (58-65)	2002-03
5. .884	Kara Lawson (99-112)	2002-03
6. .880	Tiffany Woosley (110-125)	1993-94
7. .879	Latina Davis (51-58)	1993-94
8. .876	Jaime Nared (141-161)	2016-17
9. .864	Cindy Brogdon (102-118)	1977-78
10. .862	Shanna Zolman (75-87)	2004-05

SINGLE GAME LEADERS

FREE THROWS MADE

FTM	Player	Date	Opponent
1. 17	Candace Parker	12/13/07	Middle Tennessee
17	Bridgette Gordon	3/25/89	Long Beach State
3. 16	Shelia Collins	1/25/85	at Old Dominion
4. 15	Jaime Nared	2/4/18	at Vanderbilt
15	Chamique Holdsclaw	2/12/98	at Memphis
15	Shelia Collins	2/27/85	LSU
7. 14	Shelia Collins	3/25/84	Georgia
8. 13	Jaime Nared	12/21/17	at Stanford
13	Diamond DeShields	1/8/17	Mississippi State
13	Chamique Holdsclaw	3/23/98	North Carolina
13	Tonya Edwards	3/24/90	Virginia
13	Bridgette Gordon	3/6/89	Auburn
13	Gail Dobson	3/1/75	Union (Tenn.)
13	Gail Dobson	2/14/75	Appalachian State

YEAR-BY-YEAR LEADERS (BY PCT./MIN. 50 ATT.)

Year	Leader	G	FTM-FTA	FT%
1975-76	Lisa McGill	14	37-56	.660
1976-77	Patricia Roberts	33	131-175	.748
1977-78	Cindy Brogdon	31	102-118	.864
1978-79	Debbie Groover	39	111-134	.820
1979-80	Jill Rankin	38	138-172	.802
1980-81	Mary Ostrowski	29	84-115	.730
1981-82	Tanya Haave	32	52-63	.825
1982-83	Tanya Haave	33	110-131	.840
1983-84	Tanya Haave	33	88-113	.779
1984-85	Dawn Marsh	32	71-83	.855
1985-86	Dawn Marsh	34	43-63	.683
1986-87	Tonya Edwards	34	89-114	.781
1987-88	Dawn Marsh	34	52-61	.852
1988-89	Tonya Edwards	20	59-74	.797
1989-90	Jody Adams	33	54-65	.831
1990-91	Jody Adams	35	60-78	.769
1991-92	Tiffany Woosley	31	73-92	.793
1992-93	Tiffany Woosley	32	86-104	.827
1993-94	Tiffany Woosley	33	110-125	.880
1994-95	Pashen Thompson	24	52-62	.839
1995-96	Michelle Marciniak	36	101-127	.795
1996-97	Laurie Milligan	22	59-68	.868
1997-98	Kellie Jolly	39	59-70	.843
1998-99	Tamika Catchings	34	134-173	.775
1999-00	Kara Lawson	37	89-109	.817
2000-01	Kara Lawson	34	60-70	.857
2001-02	Kara Lawson	34	96-115	.835
2002-03	Shanna Zolman	38	58-65	.892
2003-04	Shanna Zolman	35	88-92	.957
2004-05	Shanna Zolman	35	75-87	.862
2005-06	Shanna Zolman	36	85-90	.944
2006-07	Sidney Spencer	37	54-60	.900
2007-08	Shannon Bobbitt	38	51-63	.810
2008-09	Shekinna Stricklen	32	86-113	.761
2009-10	Shekinna Stricklen	35	84-102	.824
2010-11	Taber Spani	37	44-55	.800
2011-12	Ariel Massengale	33	66-85	.776
2012-13	Taber Spani	35	65-76	.855
2013-14	Ariel Massengale	19	67-80	.838
2014-15	Ariel Massengale	35	74-86	.860
2015-16	Andraya Carter	34	40-50	.800
2016-17	Jaime Nared	32	141-161	.876
2017-18	Jaime Nared	33	169-206	.829
2018-19	Rennia Davis	31	83-97	.856
2019-20	Rennia Davis	30	89-111	.802
2020-21	Rennia Davis	24	81-95	.853
2021-22	Rae Burrell	22	54-68	.794

REBOUNDING RECORDS

TEAM RECORDS

MOST REBOUNDS

Game:	76	vs. Tennessee State	2/27/88
Season:	1,811	1978-79	39 games

MOST REBOUNDS PER GAME

Season:	48.1	2021-22	1,637 in 34 games
----------------	------	---------	-------------------

INDIVIDUAL RECORDS

MOST REBOUNDS

Game:	24	Patricia Roberts	vs. Anderson J.C.	2/19/77
Season:	467	Patricia Roberts	1996-97	33 games
Career:	1,295	Chamique Holdsclaw	1995-99	148 games

MOST REBOUNDS PER GAME

Season:	14.2	Patricia Roberts	1976-77	467 in 33 games
Career:	14.2	Patricia Roberts	1976-77	467 in 33 games

CAREER LEADERS

TOTAL REBOUNDS

Reb.	Player	Seasons
1. 1,295	Chamique Holdsclaw	1995-99
2. 1,218	Glory Johnson	2008-12
3. 1,085	Mercedes Russell	2013-18
4. 1,044	Bashaara Graves	2012-16
5. 1,043	Sheila Frost	1985-89
6. 1,004	Tamika Catchings	1997-01
7. 994	Mary Ostrowski	1980-84
8. 972	Candace Parker	2005-08
9. 957	Debbie Groover	1977-81
10. 947	Rennia Davis	2017-21

REBOUNDS PER GAME

RPG	Player	Seasons
1. 14.2	Patricia Roberts	1976-77
2. 8.84	Candace Parker	2005-08
3. 8.75	Chamique Holdsclaw	1995-99
4. 8.64	Glory Johnson	2008-12
5. 8.17	Daedra Charles	1988-91
6. 8.03	Rennia Davis	2017-21
7. 7.98	Mercedes Russell	2013-18
8. 7.95	Mary Ostrowski	1979-84
9. 7.91	Tamika Catchings	1996-2001
10. 7.82	Rennia Davis	2017-

SINGLE SEASON LEADERS

TOTAL REBOUNDS

Reb.	Player	Season
1. 467	Patricia Roberts	1976-77
2. 367	Chamique Holdsclaw	1996-97
3. 359	Glory Johnson	2010-11
4. 355	Glory Johnson	2011-12
5. 352	Candace Parker	2006-07
6. 338	Debbie Groover	1978-79
7. 328	Chamique Holdsclaw	1997-98
8. 326	Isabelle Harrison	2013-14
326	Chamique Holdsclaw	1995-96
10. 322	Candace Parker	2007-08
322	Daedra Charles	1990-91

BY CLASS

Freshman:	326	Chamique Holdsclaw	1995-96
Sophomore:	367	Chamique Holdsclaw	1996-97
Junior:	359	Glory Johnson	2010-11
Senior:	467	Patricia Roberts	1976-77

REBOUNDS PER GAME

RPG	Player	Season
1. 14.2	Patricia Roberts	1976-77
2. 9.9	Glory Johnson	2011-12
3. 9.8	Candace Parker	2006-07
4. 9.7	Mercedes Russell	2016-17
9.7	Glory Johnson	2010-11
6. 9.4	Jordan Horston	2022-23
9.4	Chamique Holdsclaw	1996-97
9.4	Lisa Harrison	1992-93
9.4	Sheila Frost	1985-86
9.4	Shelia Collins	1984-85
10. 9.3	Isabelle Harrison	2013-14

SINGLE GAME LEADERS

Reb.	Player	Date	Opponent
1. 24	Patricia Roberts	2/19/77	Anderson J.C.
2. 22	Daedra Charles	3/16/91	Southwest Mo. St.
22	Karla Horton	11/24/85	East Carolina
4. 21	Glory Johnson	3/19/12	DePaul
5. 20	Rennia Davis	1/24/21	Kentucky
20	Sheila Frost	12/20/87	Northern Illinois
20	Debbie Groover	1/27/79	Valdosta State
20	Cindy Brogdon	2/12/78	at Kentucky
20	Patricia Roberts	3/10/77	Clemson
20	Patricia Roberts	3/3/77	Middle Tenn. State
20	Patricia Roberts	2/12/77	at Eastern Kentucky
20	Patricia Roberts	11/13/76	Kentucky

YEAR-BY-YEAR LEADERS

Year	Leader	G	Reb.-Avg
1975-76	Sue Thomas	14	115-8.2
1976-77	Patricia Roberts	33	467-14.2
1977-78	Cindy Brogdon	31	238-7.6
1978-79	Debbie Groover	39	338-8.7
1979-80	Cindy Noble	38	288-7.6
1980-81	Cindy Noble	31	227-7.3
1981-82	Mary Ostrowski	32	273-8.5
1982-83	Mary Ostrowski	33	250-7.6
1983-84	Mary Ostrowski	31	268-8.6
1984-85	Shelia Collins	31	290-9.4
1985-86	Sheila Frost	33	309-9.4
1986-87	Bridgette Gordon	34	232-6.8
1987-88	Sheila Frost	34	269-7.9
1988-89	Bridgette Gordon	36	251-7.0
1989-90	Daedra Charles	33	287-8.7
1990-91	Daedra Charles	35	322-9.2
1991-92	Peggy Evans	31	201-6.5
1992-93	Lisa Harrison	32	300-9.4
1993-94	Dana Johnson	33	241-7.3
1994-95	Dana Johnson	37	289-7.8
1995-96	Chamique Holdsclaw	36	326-9.1
1996-97	Chamique Holdsclaw	39	367-9.4
1997-98	Chamique Holdsclaw	39	328-8.4
1998-99	Chamique Holdsclaw	34	274-8.1
1999-00	Tamika Catchings	37	292-7.9
2000-01	Tamika Catchings	17	150-8.8
2001-02	Michelle Snow	33	214-6.5
2002-03	Shyra Ely	36	238-6.6
2003-04	Shyra Ely	35	279-8.0
2004-05	Shyra Ely	35	246-7.0
2005-06	Candace Parker	36	298-8.3
2006-07	Candace Parker	36	352-9.8
2007-08	Candace Parker	38	322-8.5
2008-09	Glory Johnson	33	236-7.2
2009-10	Glory Johnson	35	268-7.7
	Kelley Cain	33	254-7.7
2010-11	Glory Johnson	37	359-9.7
2011-12	Glory Johnson	36	355-9.9
2012-13	Bashaara Graves	35	281-8.0
2013-14	Isabelle Harrison	35	326-9.3
2014-15	Isabelle Harrison	21	181-8.6
2015-16	Mercedes Russell	36	299-8.3
2016-17	Mercedes Russell	32	309-9.7
2017-18	Mercedes Russell	33	303-9.2
2018-19	Rennia Davis	31	240-7.7
2019-20	Rennia Davis	30	245-8.2
2020-21	Rennia Davis	24	212-8.8
2021-22	Jordan Horston	23	216-9.4

GENERAL

STAFF

PLAYERS

REVIEW

HISTORY

FACILITIES

NCAA

SEC

RECORDS

MEDIA INFO



ASSIST RECORDS

TEAM RECORDS

MOST ASSISTS

Game:	41	@ Hawaii Pacific	12/20/85
Season:	715	1979-80	38 games

MOST ASSISTS PER GAME

Season:	19.6	1985-86	665 in 34 games
		1980-81	608 in 31 games

INDIVIDUAL RECORDS

MOST ASSISTS

Game:	18	Dawn Marsh	vs. Georgia	3/6/88
Season:	243	Dawn Marsh	1987-88	34 games
Career:	755	Dawn Marsh	1984-88	132 games

MOST ASSISTS PER GAME

Season:	7.1	Dawn Marsh	1987-88	243 in 34 games
Career:	5.7	Dawn Marsh	1984-88	755 in 132 games

CAREER LEADERS

TOTAL ASSISTS

Asst	Player	Seasons
1. 755	Dawn Marsh	1984-88
2. 673	Holly Warlick	1976-80
3. 587	Lea Henry	1979-83
4. 518	Ariel Massengale	2011-15
5. 503	Alexis Hornbuckle	2004-08
6. 456	Kara Lawson	1999-03
7. 452	Kellie Jolly	1995-99
8. 449	Michelle Marciniak	1993-96
9. 439	Dena Head	1988-92
10. 429	Kristen Clement	1997-01

ASSISTS PER GAME

Asst	Player	Seasons
1. 5.72	Dawn Marsh	1984-88
2. 4.78	Evina Westbrook	2017-19
3. 4.77	Holly Warlick	1976-80
4. 4.38	Lea Henry	1979-83
5. 4.32	Michelle Marciniak	1993-96
6. 4.28	Jordan Horston	2019-
7. 4.25	Ariel Massengale	2011-15
8. 3.73	Cindy Brogdon	1977-79
9. 3.64	Alexis Hornbuckle	2004-08
10. 3.58	Loree Moore	2001-05
11. 3.45	Anastasia Hayes	2017-18

SINGLE SEASON LEADERS

TOTAL ASSISTS

Asst.	Player	Season
1. 243	Dawn Marsh	1987-88
2. 225	Holly Warlick	1979-80
3. 204	Michelle Marciniak	1994-95
4. 193	Dawn Marsh	1986-87
5. 192	Dawn Marsh	1985-86
6. 181	Holly Warlick	1978-79
7. 165	Lea Henry	1980-81
8. 163	Evina Westbrook	2018-19
9. 162	Ariel Massengale	2011-12
10. 158	Ariel Massengale	2012-13
158	Lea Henry	1981-82

BY CLASS

Freshman:	162	Ariel Massengale	2011-12
Sophomore:	192	Dawn Marsh	1985-86
Junior:	204	Michelle Marciniak	1994-95
Senior:	243	Dawn Marsh	1987-88

ASSISTS PER GAME

APG	Player	Season
1. 7.1	Dawn Marsh	1987-88
2. 6.0	Dawn Marsh	1986-87

3. 5.9	Holly Warlick	1979-80
4. 5.8	Ariel Massengale	2013-14
5. 5.7	Michelle Marciniak	1994-95
6. 5.6	Dawn Marsh	1985-86
7. 5.3	Evina Westbrook	2018-19
5.3	Lea Henry	1980-81
9. 5.0	Holly Warlick	1977-78
10. 4.9	Ariel Massengale	2011-12
4.9	Lea Henry	1981-82

SINGLE GAME LEADERS

ASSISTS

Asst	Player	Date	Opponent
1. 18	Dawn Marsh	3/6/88	Georgia
2. 14	Holly Warlick	2/12/78	Memphis State
3. 13	Jordan Reynolds	12/21/16	Troy
13	Ariel Massengale	11/28/13	Virginia
13	Shannon Bobbitt	12/16/07	Gonzaga
13	Dawn Marsh	1/11/87	Kentucky
7. 12	Jazmine Massengill	1/2/20	Missouri
12	Evina Westbrook	12/6/17	Troy
12	Ariel Massengale	1/2/14	LSU
12	Ariel Massengale	1/15/12	Vanderbilt
12	Shekinna Stricklen	1/3/10	Oklahoma
12	Michelle Marciniak	2/25/95	Georgia
12	Dawn Marsh	1/17/88	Vanderbilt
12	Dawn Marsh	3/20/86	Georgia
12	Lea Henry	2/28/82	Kentucky
12	Holly Warlick	3/5/80	Clemson

YEAR-BY-YEAR LEADERS

Year	Leader	G	Assts-Avg
1975-76	Suzanne Barbre	14	55-3.9
1976-77	Suzanne Barbre	33	126-3.8
1977-78	Holly Warlick	31	155-5.0
1978-79	Holly Warlick	39	181-4.6
1979-80	Holly Warlick	38	225-5.9
1980-81	Lea Henry	31	165-5.3
1981-82	Lea Henry	32	158-4.9
1982-83	Lea Henry	33	145-4.4
1983-84	Pat Hatmaker	33	124-3.8
1984-85	Dawn Marsh	32	127-4.0
1985-86	Dawn Marsh	34	192-5.6
1986-87	Dawn Marsh	32	193-6.0
1987-88	Dawn Marsh	34	243-7.1
1988-89	Melissa McCray	37	133-3.6
1989-90	Dena Head	33	126-3.8
1990-91	Dena Head	35	125-3.6
1991-92	Jody Adams	31	82-2.6
1992-93	Tiffany Woosley	32	93-2.9
1993-94	Tiffany Woosley	33	106-3.2
1994-95	Michelle Marciniak	36	204-5.7
1995-96	Michelle Marciniak	36	152-4.2
1996-97	Laurie Milligan	22	98-4.5
1997-98	Kellie Jolly	39	148-3.8
1998-99	Kellie Jolly	34	141-4.1
1999-00	Kristen Clement	36	126-3.5
2000-01	Kara Lawson	34	113-3.3
2001-02	Loree Moore	34	133-3.9
2002-03	Kara Lawson	38	151-4.0
2003-04	Tasha Butts	35	99-2.8
2004-05	Alexis Hornbuckle	35	110-3.1
2005-06	Shanna Zolman	36	114-3.2
2006-07	Alexis Hornbuckle	37	146-3.9
2007-08	Alexis Hornbuckle	37	134-3.6
2008-09	Shekinna Stricklen	32	95-3.0
2009-10	Shekinna Stricklen	35	135-3.9
2010-11	Meighan Simmons	37	104-2.8
2011-12	Ariel Massengale	33	162-4.9
2012-13	Ariel Massengale	35	158-4.5
2013-14	Ariel Massengale	19	110-5.8
2014-15	Cierra Burdick	34	91-2.7
2015-16	Jordan Reynolds	33	89-2.6
2016-17	Jordan Reynolds	31	138-4.5
2017-18	Evina Westbrook	33	143-4.3
2018-19	Evina Westbrook	31	163-5.3
2019-20	Jordan Horston	31	143-4.6
2020-21	Jordan Horston	25	104-4.2
2021-22	Jordan Horston	23	103-4.0

BLOCK RECORDS

TEAM RECORDS

MOST BLOCKS

Game:	15	vs. Texas	11/21/21
		vs. Kentucky	2/25/10
Season:	228	1997-98	39 games

MOST BLOCKS PER GAME

Season:	6.9	2019-20	215 in 31 games
----------------	-----	---------	-----------------

INDIVIDUAL RECORDS

MOST BLOCKS

Game:	12	Kelley Cain	vs. LSU	2/22/10
Season:	119	Tamari Key	2021-22	34 games
Career:	277	Tamari Key	2021-22	90 games

MOST BLOCKS PER GAME

Season:	3.500	Tamari Key	2021-22	119 in 34 games
Career:	3.078	Tamari Key	2019-	277 in 90 games

CAREER LEADERS

TOTAL BLOCKS

	Blks.	Player	Seasons
1.	277	Tamari Key	2019-
2.	275	Candace Parker	2005-08
3.	249	Sheila Frost	1985-89
4.	228	Kelley Cain	2008-11
5.	200	Ashley Robinson	2000-04
6.	195	Mercedes Russell	2013-18
7.	194	Michelle Snow	1999-02
8.	161	Nicky Anosike	2004-08
9.	136	Tamika Catchings	1997-01
10.	135	Teresa Geter	1997-99

BLOCKS PER GAME

	BPG	Player	Seasons
1.	3.08	Tamari Key	2019-
2.	2.50	Candace Parker	2005-08
3.	2.48	Kelley Cain	2008-11
4.	2.01	Teresa Geter	1997-99
5.	1.80	Sheila Frost	1985-89
6.	1.52	Ashley Robinson	2000-04
7.	1.43	Mercedes Russell	2013-18
8.	1.42	Michelle Snow	1998-02
9.	1.17	Isabelle Harrison	2011-15
10.	1.10	Nicky Anosike	2004-08
11.	1.07	Tamika Catchings	1997-01

SINGLE SEASON LEADERS

TOTAL BLOCKS

	Blks.	Player	Season
1.	119	Tamari Key	2021-22
2.	113	Kelley Cain	2009-10
3.	99	Candace Parker	2006-07
4.	90	Candace Parker	2007-08
	90	Teresa Geter	1997-98
6.	86	Tamari Key	2019-20
	86	Candace Parker	2005-06
8.	77	Sheila Frost	1985-86
9.	72	Tamari Key	2020-21
10.	70	Ashley Robinson	2003-04

BY CLASS

Freshman:	90	Teresa Geter	1997-98
Sophomore:	113	Kelley Cain	2009-10
Junior:	119	Candace Parker	2021-22
Senior:	70	Ashley Robinson	2003-04

BLOCKS PER GAME

	BPG	Player	Season
1.	3.500	Tamari Key	2021-22
2.	3.424	Kelley Cain	2009-10
3.	2.880	Tamari Key	2020-21
4.	2.774	Tamari Key	2019-20
5.	2.750	Candace Parker	2006-07
6.	2.389	Candace Parker	2005-06
7.	2.368	Candace Parker	2007-08
8.	2.333	Sheila Frost	1985-86
9.	2.308	Teresa Geter	1997-98
10.	2.080	Isabelle Harrison	2012-13

SINGLE GAME LEADERS

BLOCKS

	Blks.	Player	Date	Opponent
1.	12	Kelley Cain	2/22/10	LSU
2.	11	Tamari Key	1/6/22	Texas A&M
3.	10	Tamari Key	2/20/22	at South Carolina
10	Tamari Key	11/21/21	Texas	
10	Tamari Key	1/31/21	Florida	
6.	9	Tamari Key	2/2/20	at South Carolina
7.	8	Kelley Cain	2/4/10	Arkansas
8	Ashley Robinson	12/11/03	Rutgers	
9.	7	Tamari Key	2/10/22	Missouri
7	Tamari Key	3/6/20	vs. Kentucky	
7	Isabelle Harrison	1/3/13	at South Carolina	
7	Kelley Cain	2/25/10	Kentucky	
7	Kelley Cain	2/14/10	Florida	
7	Kelley Cain	3/5/09	Alabama	
7	Candace Parker	11/28/06	at Louisiana Tech	
7	Candace Parker	11/24/05	Michigan State	
7	Michelle Snow	3/31/00	Rutgers	
7	Cindy Noble	3/21/81	Illinois State	

YEAR-BY-YEAR LEADERS

Year	Leader	G	Blocks-Avg
1980-81	Cindy Noble	31	47-1.5
1981-82	Shelia Collins	29	30-1.0
1982-83	Karen Morton	21	16-0.8
1983-84	Mary Ostrowski	31	21-0.7
1984-85	Valerie Freeman	25	28-1.1
1985-86	Sheila Frost	33	77-2.3
1986-87	Sheila Frost	34	56-1.6
1987-88	Sheila Frost	34	60-1.8
1988-89	Sheila Frost	37	56-1.5
1989-90	Daedra Charles	33	36-1.1
1990-91	Daedra Charles	35	39-1.1
1991-92	Dana Johnson	31	21-0.7
1992-93	Vonda Ward	32	38-1.2
1993-94	Vonda Ward	32	36-1.1
1994-95	Tiffani Johnson	37	39-1.1
1995-96	Abby Conklin	35	32-0.9
1996-97	Chamique Holdsclaw	39	35-0.9
1997-98	Teresa Geter	39	90-2.3
1998-99	Michelle Snow	34	46-1.4
1999-00	Michelle Snow	37	47-1.3
2000-01	Ashley Robinson	34	51-1.5
2001-02	Michelle Snow	33	55-1.7
2002-03	Ashley Robinson	37	63-1.7
2003-04	Ashley Robinson	35	70-2.0
2004-05	Nicky Anosike	35	33-0.9
2005-06	Candace Parker	36	86-2.4
2006-07	Candace Parker	36	99-2.8
2007-08	Candace Parker	38	90-2.4
2008-09	Kelley Cain	27	49-1.8
2009-10	Kelley Cain	33	113-3.4
2010-11	Kelley Cain	32	66-2.1
2011-12	Glory Johnson	36	41-1.1
2012-13	Isabelle Harrison	25	52-2.1
2013-14	Mercedes Russell	35	40-1.1
2014-15	Isabelle Harrison	21	26-1.2
2015-16	Mercedes Russell	36	66-1.8
2016-17	Mercedes Russell	32	45-1.4
2017-18	Mercedes Russell	33	44-1.3
2018-19	Cheridene Green	32	16-0.5
2018-19	Kasiyahna Kushituah	28	15-0.5
2019-20	Tamari Key	31	86-2.8
2020-21	Tamari Key	25	72-2.9
2021-22	Tamari Key	34	119-3.5

GENERAL

STAFF

PLAYERS

REVIEW

HISTORY

FACILITIES

NCAA

SEC

RECORDS

MEDIA INFO



STEAL RECORDS

TEAM RECORDS

MOST STEALS

Game:	38	vs. Hawaii Pacific	12/20/85
Season:	567	1997-98	39 games
		1978-79	38 games

MOST STEALS PER GAME

Season:	14.5	1997-98	567 in 39 games
	14.5	1978-79	567 in 39 games

INDIVIDUAL RECORDS

MOST STEALS

Game:	11	Michelle Marciniak	at Kentucky	1/14/96
Season:	141	Holly Warlick	1978-79	39 games
Career:	373	Alexis Hornbuckle	2004-08	138 games

MOST STEALS PER GAME

Season:	3.65	Shelia Collins	1984-85	113 in 31 games
Career:	3.25	Holly Warlick	1976-80	*250 in 77 games

*Complete records for Holly Warlick's first two seasons are unavailable.

CAREER LEADERS

TOTAL STEALS

Stls.	Player	Seasons
1. 373	Alexis Hornbuckle	2004-08
2. 336	Bridgette Gordon	1985-89
3. 311	Tamika Catchings	1997-01
4. 305	Chamique Holdscraw	1995-99
5. 289	Nikki McCray	1991-95
6. 286	Semeka Randall	1997-01
7. 280	Loree Moore	2001-05
8. 278	Shelia Collins	1981-85
9. 250	Holly Warlick	1976-80
10. 234	Michelle Marciniak	1993-96

STEALS PER GAME

SPG	Player	Seasons
1. 3.247	Holly Warlick	1976-80
2. 2.703	Alexis Hornbuckle	2004-08
3. 2.673	Shelia Collins	1981-85
4. 2.453	Bridgette Gordon	1985-89
5. 2.449	Tamika Catchings	1997-01
6. 2.373	Loree Moore	2001-05
7. 2.276	Nikki McCray	1991-95
8. 2.167	Michelle Marciniak	1993-96
9. 2.061	Chamique Holdscraw	1995-99
10. 2.043	Semeka Randall	1997-01

SINGLE SEASON LEADERS

TOTAL STEALS

Stls.	Player	Season
1. 141	Holly Warlick	1978-79
2. 114	Alexis Hornbuckle	2006-07
3. 113	Shelia Collins	1984-85
4. 110	Chamique Holdscraw	1997-98
5. 109	Holly Warlick	1979-80
6. 105	Bridgette Gordon	1988-89
7. 104	Alexis Hornbuckle	2007-08
8. 102	Semeka Randall	1997-98
9. 101	Michelle Marciniak	1995-96
10. 100	Tamika Catchings	1997-98

BY CLASS

Freshman:	102	Semeka Randall	1997-98
Sophomore:	97	Loree Moore	2002-03
Junior:	141	Holly Warlick	1978-89
Senior:	113	Shelia Collins	1984-85

STEALS PER GAME

SPG	Player	Season
1. 3.645	Shelia Collins	1984-85
2. 3.615	Holly Warlick	1978-79
3. 3.081	Alexis Hornbuckle	2006-07
4. 2.917	Bridgette Gordon	1988-89
5. 2.868	Holly Warlick	1979-80
6. 2.821	Chamique Holdscraw	1997-98
7. 2.811	Alexis Hornbuckle	2007-08
8. 2.806	Michelle Marciniak	1995-96
9. 2.684	Semeka Randall	1997-98
10. 2.564	Tamika Catchings	1997-98

SINGLE GAME LEADERS

Stls.	Player	Date	Opponent
1. 11	Michelle Marciniak	1/14/1996	at Kentucky
2. 10	Shelia Collins	2/8/1985	at Florida State
3. 9	Holly Warlick	1/24/1979	at LSU
4. 8	Alexis Hornbuckle	3/25/2008	at Purdue
8	Alberta Auguste	11/28/2006	at Louisiana Tech
8	Loree Moore	11/19/2004	at Chattanooga
8	Tamika Catchings	2/16/1999	Memphis
8	Nikki McCray	2/12/1995	Vanderbilt
8	Nikki McCray	1/20/1994	Virginia Tech
8	Nikki McCray	1/7/1994	at Notre Dame
8	Nikki McCray	12/9/1992	UNC-Charlotte
8	Nikki McCray	2/19/1992	at Memphis State

YEAR-BY-YEAR LEADERS

Year	Leader	G	Stls.-Avg
1978-79	Holly Warlick	39	141-3.6
1979-80	Holly Warlick	38	109-2.9
1980-81	Lea Henry	31	50-1.6
1981-82	Shelia Collins	29	72-2.5
1982-83	Lea Henry	33	70-2.1
1983-84	Shelia Collins	33	84-2.5
1984-85	Shelia Collins	31	113-3.6
1985-86	Bridgette Gordon	34	75-2.2
1986-87	Bridgette Gordon	34	80-2.4
1987-88	Tonya Edwards	34	78-2.3
1988-89	Bridgette Gordon	36	105-2.9
1989-90	Tonya Edwards	33	56-1.7
1990-91	Daedra Charles	35	72-2.1
1991-92	Dena Head	30	60-2.0
1992-93	Nikki McCray	32	86-2.7
1993-94	Nikki McCray	33	80-2.4
1994-95	Michelle Marciniak	36	83-2.3
1995-96	Michelle Marciniak	36	101-2.8
1996-97	Chamique Holdscraw	39	93-2.4
1997-98	Chamique Holdscraw	39	110-2.8
1998-99	Tamika Catchings	34	88-2.6
1999-00	Tamika Catchings	37	92-2.5
2000-01	Semeka Randall	32	52-1.6
2001-02	Loree Moore	34	80-2.4
2002-03	Loree Moore	38	97-2.6
2003-04	Loree Moore	17	48-2.8
2004-05	Alexis Hornbuckle	35	64-1.8
2005-06	Alexis Hornbuckle	29	91-3.1
2006-07	Alexis Hornbuckle	37	114-3.1
2007-08	Alexis Hornbuckle	37	104-2.8
2008-09	Shekinna Stricklen	32	58-1.8
2009-10	Glory Johnson	35	45-1.3
2010-11	Glory Johnson	37	50-1.4
2011-12	Ariel Massengale	33	45-1.4
	Glory Johnson	36	49-1.4
2012-13	Kamiko Williams	35	57-1.6
2013-14	Andraya Carter	35	56-1.6
2014-15	Andraya Carter	35	80-2.3
2015-16	Diamond DeShields	36	58-1.6
2016-17	Diamond DeShields	29	41-1.4
2017-18	Jaime Nared	33	73-2.2
2018-19	Evina Westbrook	31	49-1.6
	Meme Jackson	30	48-1.6
2019-20	Jordan Horston	31	39-1.3
2020-21	Jordan Horston	25	36-1.4
2021-22	Jordan Horston	23	33-1.4

YEAR-BY-YEAR STATISTICAL LEADERS

SCORING

Year	Leader	Games	Pts-Avg.
1975-76	Sue Thomas	14	250-17.8
1976-77	Patricia Roberts	33	987-29.9
1977-78	Cindy Brogdon	31	674-21.7
1978-79	Cindy Brogdon	39	784-20.1
1979-80	Jill Rankin	38	730-19.2
1980-81	Cindy Noble	31	450-14.5
1981-82	Mary Ostrowski	32	458-14.3
1982-83	Tanya Haave	33	614-18.6
1983-84	Mary Ostrowski	31	493-15.9
1984-85	Shelia Collins	31	563-18.2
1985-86	Bridgette Gordon	34	481-14.1
1986-87	Bridgette Gordon	34	559-16.4
1987-88	Bridgette Gordon	33	687-20.8
1988-89	Bridgette Gordon	36	735-20.4
1989-90	Daedra Charles	33	525-15.9
1990-91	Daedra Charles	35	607-17.3
1991-92	Peggy Evans	31	458-14.8
1992-93	Lisa Harrison	32	447-14.0
1993-94	Nikki McCray	33	537-16.3
1994-95	Dana Johnson	37	577-15.6
1995-96	Chamique Holdsclaw	36	583-16.2
1996-97	Chamique Holdsclaw	39	803-20.6
1997-98	Chamique Holdsclaw	39	915-23.5
1998-99	Chamique Holdsclaw	34	724-21.3
1999-00	Tamika Catchings	37	580-15.7
2000-01	Tamika Catchings	17	259-15.2
2001-02	Kara Lawson	34	512-15.1
2002-03	Gwen Jackson	38	612-16.1
2003-04	Shyra Ely	35	508-14.5
2004-05	Shyra Ely	35	503-14.4
2005-06	Candace Parker	36	622-17.3
2006-07	Candace Parker	36	706-19.6
2007-08	Candace Parker	38	809-21.3
2008-09	Shekinna Stricklen	32	424-13.3
2009-10	Angie Bjorklund	35	487-13.9
2010-11	Meighan Simmons	37	500-13.5
2011-12	Shekinna Stricklen	35	539-15.4
2012-13	Meighan Simmons	35	589-16.8
2013-14	Meighan Simmons	35	577-16.5
2014-15	Isabelle Harrison	21	256-12.2
2015-16	Diamond DeShields	36	514-14.3
2016-17	Diamond DeShields	29	504-17.4
2017-18	Jaime Nared	33	550-16.7
2018-19	Rennia Davis	31	463-14.9
2019-20	Evina Westbrook	31	463-14.9
2020-21	Rennia Davis	30	541-18.0
2020-21	Rennia Davis	24	415-17.3
2021-22	Jordan Horston	23	372-16.2

REBOUNDING

Year	Leader	Games	Rbs-Avg.
1975-76	Sue Thomas	14	115-8.2
1976-77	Patricia Roberts	33	467-14.2
1977-78	Cindy Brogdon	31	238-7.6
1978-79	Debbie Groover	39	338-8.7
1979-80	Cindy Noble	38	288-7.6
1980-81	Cindy Noble	31	227-7.3
1981-82	Mary Ostrowski	32	273-8.5
1982-83	Mary Ostrowski	33	250-7.6
1983-84	Mary Ostrowski	31	268-8.6
1984-85	Shelia Collins	31	290-9.4
1985-86	Sheila Frost	33	309-9.4
1986-87	Bridgette Gordon	34	232-6.8
1987-88	Sheila Frost	34	269-7.9
1988-89	Bridgette Gordon	36	251-7.0
1989-90	Daedra Charles	33	287-8.7
1990-91	Daedra Charles	35	322-9.2
1991-92	Peggy Evans	31	201-6.5
1992-93	Lisa Harrison	32	300-9.4
1993-94	Dana Johnson	33	241-7.3

1994-95	Dana Johnson	37	289-7.8
1995-96	Chamique Holdsclaw	36	326-9.1
1996-97	Chamique Holdsclaw	39	367-9.4
1997-98	Chamique Holdsclaw	39	328-8.4
1998-99	Chamique Holdsclaw	34	274-8.1
1999-00	Tamika Catchings	37	292-7.9
2000-01	Tamika Catchings	17	150-8.8
2001-02	Michelle Snow	33	214-6.5
2002-03	Shyra Ely	36	238-6.6
2003-04	Shyra Ely	35	279-8.0
2004-05	Shyra Ely	35	246-7.0
2005-06	Candace Parker	36	298-8.3
2006-07	Candace Parker	36	352-9.8
2007-08	Candace Parker	38	322-8.5
2008-09	Glory Johnson	33	236-7.2
2009-10	Kelley Cain	33	254-7.7
2010-11	Glory Johnson	37	359-9.7
2011-12	Glory Johnson	36	355-9.9
2012-13	Bashaara Graves	35	281-8.0
2013-14	Isabelle Harrison	35	326-9.3
2014-15	Isabelle Harrison	21	181-8.6
2015-16	Mercedes Russell	36	299-8.3
2016-17	Mercedes Russell	32	309-9.7
2017-18	Mercedes Russell	33	303-9.2
2018-19	Rennia Davis	31	240-7.7
2019-20	Rennia Davis	30	245-8.2
2020-21	Rennia Davis	24	212-8.8
2021-22	Jordan Horston	23	216-9.4

FIELD GOAL PERCENTAGE

(min. 60 attempts)

Year	Leader	Games	FGM-FGA	Pct.
1975-76	Marcie Garner	12	36-66	.545
1976-77	Patricia Roberts	33	428-662	.647
1977-78	Suzanne Barbre	31	209-414	.504
1978-79	Cindy Noble	34	170-292	.582
1979-80	Cindy Noble	38	266-392	.678
1980-81	Cindy Noble	31	178-298	.597
1981-82	Paula Towns	31	184-321	.573
1982-83	Lynne Collins	30	79-130	.608
1983-84	Mary Ostrowski	31	194-376	.516
1984-85	Lisa Webb	16	79-156	.506
1985-86	Sheila Frost	33	181-312	.580
1986-87	Sheila Frost	34	161-273	.590
1987-88	Sheila Frost	34	208-338	.615
1988-89	Kelli Casteel	31	44-63	.698
1989-90	Daedra Charles	33	212-385	.551
1990-91	Daedra Charles	35	243-434	.560
1991-92	Peggy Evans	31	186-350	.531
1992-93	Dana Johnson	32	143-268	.534
1993-94	Dana Johnson	33	173-317	.546
1994-95	Dana Johnson	37	215-350	.614
1995-96	Pashen Thompson	35	106-201	.527
1996-97	Tiffani Johnson	38	143-269	.532
1997-98	Teresa Geter	39	98-179	.547
1998-99	Michelle Snow	34	117-195	.600
1999-00	Michelle Snow	37	181-326	.555
2000-01	Michelle Snow	33	143-250	.572
2001-02	Michelle McNoz	27	36-62	.581
2002-03	Courtney McDaniel	36	57-96	.594
2003-04	Ashley Robinson	35	120-247	.486
2004-05	Tye'sha Fluker	33	101-219	.461
2005-06	Sybil Dosty	35	40-65	.615
2006-07	Candace Parker	36	267-505	.529
2007-08	Vicki Baugh	38	79-143	.552
2008-09	Kelley Cain	27	97-157	.618
2009-10	Kelley Cain	33	148-244	.607
2010-11	Kelley Cain	32	98-165	.594
2011-12	Vicki Baugh	35	105-182	.577
2012-13	Bashaara Graves	35	165-316	.522
2013-14	Mercedes Russell	35	93-156	.596
2014-15	Nia Moore	36	75-133	.564
2015-16	Mercedes Russell	36	148-270	.548

GENERAL

STAFF

PLAYERS

REVIEW

HISTORY

FACILITIES

NCAA

SEC

RECORDS

MEDIA INFO



YEAR-BY-YEAR STATISTICAL LEADERS

2016-17	Mercedes Russell	32	199-354	.562
2017-18	Mercedes Russell	33	207-355	.583
2018-19	Cheridene Green	32	114-208	.548
2019-20	Tamari Key	31	92-164	.561
2020-21	Tamari Key	25	91-145	.628
2021-22	Tamari Key	34	132-227	.581

3-PT. FIELD GOAL PERCENTAGE

(min. 50 attempts after 1988-89)

Year	Leader	3FGM-FGA	Pct.
1988-89	Bridgette Gordon	2-6	.333
1989-90	Jody Adams	27-82	.329
1990-91	Dena Head	25-51	.490
1991-92	Tiffany Woosley	28-69	.406
1992-93	Nikki Caldwell	35-101	.347
1993-94	Tiffany Woosley	46-101	.455
1994-95	Michelle Marciniak	31-102	.304
1995-96	Abby Conklin	38-90	.422
1996-97	Abby Conklin	49-128	.383
1997-98	Kellie Jolly	36-86	.419
1998-99	Kristen Clement	25-65	.385
1999-00	Kara Lawson	79-181	.436
2000-01	Kara Lawson	62-150	.413
2001-02	April McDivitt	29-72	.403
2002-03	Kara Lawson	77-171	.450
2003-04	Shanna Zolman	58-136	.426
2004-05	Shanna Zolman	68-156	.436
2005-06	Sidney Spencer	53-122	.434
2006-07	Shannon Bobbitt	69-167	.413
2007-08	Alexis Hornbuckle	39-92	.424
2008-09	Angie Bjorklund	62-152	.408
2009-10	Angie Bjorklund	102-239	.427
2010-11	Angie Bjorklund	73-162	.451
2011-12	Taber Spani	34-85	.400
2012-13	Taber Spani	48-130	.369
2013-14	Andraya Carter	28-71	.394
2014-15	Ariel Massengale	74-202	.366
2015-16	Kortney Dunbar	25-75	.333
2016-17	Alexa Middleton	42-108	.389
2017-18	Kortney Dunbar	19-51	.373
2018-19	Evina Westbrook	38-100	.380
2019-20	Jessie Rennie	25-54	.463
2020-21	Rae Burrell	39-97	.402
2021-22	Tess Darby	49-128	.383

FREE THROW PERCENTAGE

(min. 50 attempts)

Year	Leader	Games	FTM-FTA	Pct.
1975-76	Lisa McGill	14	37-56	.660
1976-77	Patricia Roberts	33	131-175	.748
1977-78	Cindy Brogdon	31	102-118	.864
1978-79	Debbie Groover	39	111-134	.820
1979-80	Jill Rankin	38	138-172	.802
1980-81	Mary Ostrowski	29	84-115	.730
1981-82	Tanya Haave	32	52-63	.825
1982-83	Tanya Haave	33	110-131	.840
1983-84	Tanya Haave	33	88-113	.779
1984-85	Dawn Marsh	32	71-83	.855
1985-86	Dawn Marsh	34	43-63	.683
1986-87	Tonya Edwards	34	89-114	.781
1987-88	Dawn Marsh	34	52-61	.852
1988-89	Tonya Edwards	20	59-74	.797
1989-90	Jody Adams	33	54-65	.831
1990-91	Jody Adams	35	60-78	.769
1991-92	Tiffany Woosley	31	73-92	.793
1992-93	Tiffany Woosley	32	86-104	.827
1993-94	Tiffany Woosley	33	110-125	.880
1994-95	Pashen Thompson	24	52-62	.839
1995-96	Michelle Marciniak	36	101-127	.795
1996-97	Laurie Milligan	22	59-68	.868
1997-98	Kellie Jolly	39	59-70	.843
1998-99	Tamika Catchings	34	134-173	.775
1999-00	Kara Lawson	37	89-109	.817

2000-01	Kara Lawson	34	60-70	.857
2001-02	Kara Lawson	34	96-115	.835
2002-03	Shanna Zolman	38	58-65	.892
2003-04	Shanna Zolman	35	88-92	.957
2004-05	Shanna Zolman	35	75-87	.862
2005-06	Shanna Zolman	36	85-90	.944
2006-07	Sidney Spencer	37	54-60	.900
2007-08	Shannon Bobbitt	38	51-63	.810
2008-09	Shekinna Stricklen	32	86-113	.761
2009-10	Shekinna Stricklen	35	84-102	.824
2010-11	Taber Spani	37	44-55	.800
2011-12	Ariel Massengale	33	66-85	.776
2012-13	Taber Spani	35	65-76	.855
2013-14	Ariel Massengale	19	67-80	.838
2014-15	Ariel Massengale	35	74-86	.860
2015-16	Andraya Carter	34	40-50	.800
2016-17	Jaime Nared	32	141-161	.876
2017-18	Jaime Nared	33	169-206	.820
2018-19	Rennia Davis	31	83-97	.856
2019-20	Rennia Davis	30	89-111	.802
2020-21	Rennia Davis	24	81-95	.853
2021-22	Rae Burrell	22	54-68	.794

ASSISTS

Year	Leader	Games	Assts-Avg.
1975-76	Suzanne Barbre	14	55-3.9
1976-77	Suzanne Barbre	33	126-3.8
1977-78	Holly Warlick	31	155-5.0
1978-79	Holly Warlick	39	181-4.6
1979-80	Holly Warlick	38	225-5.9
1980-81	Lea Henry	31	165-5.3
1981-82	Lea Henry	32	158-4.9
1982-83	Lea Henry	33	145-4.4
1983-84	Pat Hatmaker	33	124-3.8
1984-85	Dawn Marsh	32	127-4.0
1985-86	Dawn Marsh	34	192-5.6
1986-87	Dawn Marsh	32	193-6.0
1987-88	Dawn Marsh	34	243-7.1
1988-89	Melissa McCray	37	133-3.6
1989-90	Dena Head	33	126-3.8
1990-91	Dena Head	35	125-3.6
1991-92	Jody Adams	31	82-2.6
1992-93	Tiffany Woosley	32	93-2.9
1993-94	Tiffany Woosley	33	106-3.2
1994-95	Michelle Marciniak	36	204-5.7
1995-96	Michelle Marciniak	36	152-4.2
1996-97	Laurie Milligan	22	98-4.5
1997-98	Kellie Jolly	39	148-3.8
1998-99	Kellie Jolly	34	141-4.1
1999-00	Kristen Clement	36	126-3.5
2000-01	Kara Lawson	34	113-3.3
2001-02	Loree Moore	34	133-3.9
2002-03	Kara Lawson	38	151-4.0
2003-04	Tasha Butts	35	99-2.8
2004-05	Alexis Hornbuckle	35	110-3.1
2005-06	Shanna Zolman	36	114-3.2
2006-07	Alexis Hornbuckle	37	146-3.9
2007-08	Alexis Hornbuckle	37	134-3.6
2008-09	Shekinna Stricklen	32	95-3.0
2009-10	Shekinna Stricklen	35	135-3.9
2010-11	Meighan Simmons	37	104-2.8
2011-12	Ariel Massengale	33	162-4.9
2012-13	Ariel Massengale	35	158-4.5
2013-14	Ariel Massengale	19	110-5.8
2014-15	Cierra Burdick	34	91-2.7
2015-16	Jordan Reynolds	33	89-2.6
2016-17	Jordan Reynolds	31	138-4.5
2017-18	Evina Westbrook	33	143-4.3
2018-19	Evina Westbrook	31	163-5.3
2019-20	Jordan Horston	31	143-4.6
2020-21	Jordan Horston	25	104-4.2
2021-22	Jordan Horston	23	91-4.0

YEAR-BY-YEAR STATISTICAL LEADERS

STEALS

Year	Leader	G	Stls.-Avg
1978-79	Holly Warlick	39	141-3.6
1979-80	Holly Warlick	38	109-2.9
1980-81	Lea Henry	31	50-1.6
1981-82	Shelia Collins	29	72-2.5
1982-83	Lea Henry	33	70-2.1
1983-84	Shelia Collins	33	84-2.5
1984-85	Shelia Collins	31	113-3.6
1985-86	Bridgette Gordon	34	75-2.2
1986-87	Bridgette Gordon	34	80-2.4
1987-88	Tonya Edwards	34	78-2.3
1988-89	Bridgette Gordon	36	105-2.9
1989-90	Tonya Edwards	33	56-1.7
1990-91	Daedra Charles	35	72-2.1
1991-92	Dena Head	30	60-2.0
1992-93	Nikki McCray	32	86-2.7
1993-94	Nikki McCray	33	80-2.4
1994-95	Michelle Marciniak	36	83-2.3
1995-96	Michelle Marciniak	36	101-2.8
1996-97	Chamique Holdsclaw	39	93-2.4
1997-98	Chamique Holdsclaw	39	110-2.8
1998-99	Tamika Catchings	34	88-2.6
1999-00	Tamika Catchings	37	92-2.5
2000-01	Semeka Randall	32	52-1.6
2001-02	Loree Moore	34	80-2.4
2002-03	Loree Moore	38	97-2.6
2003-04	Loree Moore	17	48-2.8
2004-05	Alexis Hornbuckle	35	64-1.8
2005-06	Alexis Hornbuckle	29	91-3.1
2006-07	Alexis Hornbuckle	37	114-3.1
2007-08	Alexis Hornbuckle	37	104-2.8
2008-09	Shekinna Stricklen	32	58-1.8
2009-10	Glory Johnson	35	45-1.3
2010-11	Glory Johnson	37	50-1.4
2011-12	Ariel Massengale	33	45-1.4
	Glory Johnson	36	49-1.4
2012-13	Kamiko Williams	35	57-1.6
2013-14	Andraya Carter	35	56-1.6
2014-15	Andraya Carter	35	80-2.3
2015-16	Diamond DeShields	36	58-1.6
2016-17	Diamond DeShields	29	41-1.4
2017-18	Jaime Nared	33	73-2.2
2018-19	Evina Westbrook	31	49-1.6
2019-20	Jordan Horston	31	39-1.3
2020-21	Jordan Horston	25	36-1.4
2021-22	Jordan Horston	23	33-1.4

BLOCKS

Year	Leader	G	Blocks-Avg
1980-81	Cindy Noble	31	47-1.5
1981-82	Shelia Collins	29	30-1.0
1982-83	Karen Morton	21	16-0.8
1983-84	Mary Ostrowski	31	21-0.7
1984-85	Valerie Freeman	25	28-1.1
1985-86	Sheila Frost	33	77-2.3
1986-87	Sheila Frost	34	56-1.6
1987-88	Sheila Frost	34	60-1.8
1988-89	Sheila Frost	37	56-1.5
1989-90	Daedra Charles	33	36-1.1
1990-91	Daedra Charles	35	39-1.1
1991-92	Dana Johnson	31	21-0.7
1992-93	Vonda Ward	32	38-1.2
1993-94	Vonda Ward	32	36-1.1
1994-95	Tiffani Johnson	37	39-1.1
1995-96	Abby Conklin	35	32-0.9
1996-97	Chamique Holdsclaw	39	35-0.9
1997-98	Teresa Geter	39	90-2.3
1998-99	Michelle Snow	34	46-1.4
1999-00	Michelle Snow	37	47-1.3
2000-01	Ashley Robinson	34	51-1.5
2001-02	Michelle Snow	33	55-1.7
2002-03	Ashley Robinson	37	63-1.7
2003-04	Ashley Robinson	35	70-2.0
2004-05	Nicky Anosike	35	33-0.9
2005-06	Candace Parker	36	86-2.4
2006-07	Candace Parker	36	99-2.8
2007-08	Candace Parker	38	90-2.4
2008-09	Kelley Cain	27	49-1.8
2009-10	Kelley Cain	33	113-3.4
2010-11	Kelley Cain	32	66-2.1
2011-12	Glory Johnson	36	41-1.1
2012-13	Isabelle Harrison	25	52-2.1
2013-14	Mercedes Russell	35	40-1.1
2014-15	Isabelle Harrison	21	26-1.2
2015-16	Mercedes Russell	36	66-1.8
2016-17	Mercedes Russell	32	45-1.4
2017-18	Mercedes Russell	33	44-1.3
2018-19	Cheridene Green	32	16-0.5
2018-19	Kasiyahna Kushkituah	28	15-0.5
2019-20	Tamari Key	31	86-2.8
2020-21	Tamari Key	25	72-2.9
2021-22	Tamari Key	34	119-3.5



Tamari Key overtook Kelley Cain as UT's all-time single-season blocks leader vs. Kentucky in the SEC Tournament and surpassed Candace Parker for the career record vs. Belmont in the NCAA Tournament. Key finished the 2021-22 campaign with 119 season blocks and 277 career swats.

GENERAL

STAFF

PLAYERS

REVIEW

HISTORY

FACILITIES

NCAA

SEC

RECORDS

MEDIA INFO



MISCELLANEOUS SINGLE GAME RECORDS

MOST POINTS SCORED BY UT

Points	Opponent	Date
1. 136	Puerto Rico-Mayaguez (A)	11/29/02
2. 133	Tennessee-Martin (H)	11/19/99
3. 131	Troy (H)	12/6/17
4. 130	Hawaii Pacific (A)	12/20/85
5. 125	DePaul (A)	1/20/98
6. 124	Tennessee-Martin (H)	2/12/79
7. 119	Mississippi (H)	2/8/01
8. 118	Florida (H)	2/8/80
118	Memphis State (A)	2/19/92
10. 115	Eastern Kentucky (H)	12/19/87

FEWEST POINTS SCORED BY UT

Points	Opponent	Date
1. 43	Virginia Tech (H)	12/6/15
2. 44	Notre Dame (A)	1/23/12
3. 45	UConn (A)	1/23/20
4. 46	Alabama (A)	2/25/16
46	South Carolina (N)	3/8/15
46	Louisiana Tech (N)	3/26/82
7. 47	LSU (N)	4/6/08
8. 48	South Carolina (A)	2/2/20
48	Mississippi State (N)	3/5/16
10. 49	UCF (A)	11/12/21

LARGEST MARGIN OF VICTORY

Margin	Opponent	Date
1. 110	Puerto Rico-Mayaguez (A)	11/29/02
2. 92	Hawaii Pacific (A)	12/20/85
3. 82	Florida Atlantic (H)	1/21/92
4. 79	DePaul (A)	1/20/98
5. 75	Eastern Kentucky (H)	12/19/87
6. 74	Memphis (H)	2/16/99
74	North Carolina A&T (H)	3/16/94
74	Florida (H)	2/8/80
9. 73	Stetson (H)	11/26/89
73	Tennessee-Martin (H)	11/19/99

LARGEST MARGIN OF DEFEAT

Margin	Opponent	Date
1. 31	Texas (A)	12/11/84
2. 28	Mississippi State (A)	12/20/19
28	Notre Dame (A)	1/23/12
4. 27	Stanford (A)	12/18/19
27	Georgia (A)	1/17/00
6. 25	Florida (A)	2/3/22
7. 24	Connecticut (N)	3/29/02
24	Southern Cal (N)	3/28/86
24	Old Dominion (A)	2/14/83
24	Louisiana Tech (A)	12/15/80

MOST 1ST HALF POINTS SCORED BY UT

Points	Opponent	Date
1. 69	Puerto Rico-Mayaguez (A)	11/29/02
2. 67	Hawaii Pacific (A)	12/20/85
3. 63	Central Arkansas (H)	11/15/15
63	Old Dominion (H)	1/3/00
5. 62	Lipscomb (H)	12/29/13
62	Western Carolina (H)	3/20/05
62	Florida Atlantic (H)	1/21/92
8. 61	Troy (H)	12/6/17
61	Alabama State (H)	12/3/17
61	DePaul (A)	12/17/99
61	Vanderbilt (N)	2/28/98
61	Illinois (N)	11/25/00

FEWEST 1ST HALF POINTS SCORED BY UT

Points	Opponent	Date
1. 13	Rutgers (A)	1/3/09
2. 14	Virginia (A)	3/25/96
3. 15	Vanderbilt (A)	2/13/11
4. 16	Baylor (A)	12/18/12
16	Rutgers (A)	12/29/04
16	Connecticut (A)	1/5/97
16	Kentucky (N)	3/13/81
8. 17	Alabama (A)	2/25/16
9. 18	LSU (A)	2/21/16

18	Arkansas (A)	1/11/15
18	Alabama (A)	2/2/14
18	Notre Dame (A)	1/23/12
18	Stanford (A)	12/19/09
18	Stanford (A)	12/14/03

LARGEST HALFTIME LEAD FOR UT

Points	Opponent	Date
1. 55	Puerto Rico-Mayaguez (A)	11/29/02
2. 52	Florida Atlantic (H)	1/21/92
3. 47	Hawaii Pacific (A)	12/20/85
4. 44	Maryland (A)	12/4/94
5. 43	Central Arkansas (H)	11/15/15
6. 41	North Carolina A&T (H)	3/16/94
7. 40	Florida A&M (H)	11/18/18
40	DePaul (A)	1/20/98
9. 39	Florida (H)	1/10/98
39	East Tennessee State (H)	1/8/86
39	South Carolina (H)	1/1/01
39	Kentucky (A)	1/21/01

LARGEST HALFTIME DEFICIT FOR UT

Points	Opponent	Date
1. 25	Baylor (A)	12/18/12
2. 20	Baylor (H)	12/4/16
20	Rutgers (A)	1/3/09
4. 19	Mississippi (A)	2/4/96
19	Southern Cal (N)	3/28/86
6. 17	Stanford (H)	12/18/21
17	Rutgers (A)	12/29/04
17	LSU (N)	3/9/03
17	Illinois (H)	12/12/97
10. 16	Kentucky (N)	3/6/20
16	South Carolina (H)	2/24/19
16	Stetson (H)	12/5/18
16	Chattanooga (A)	1/26/14
16	Florida (A)	1/21/97
16	South Carolina (A)	2/15/96

MOST 2ND HALF POINTS SCORED BY UT

Points	Opponent	Date
1. 75	Tennessee-Martin (H)	11/19/99
2. 71	Tennessee-Martin (H)	2/12/79
3. 70	Troy (H)	12/6/17
4. 69	Notre Dame (A)	1/7/94
69	Stetson (N)	11/26/89
6. 68	Mississippi (H)	2/8/01
7. 67	Puerto Rico-Mayaguez (A)	11/29/02
67	DePaul (A)	1/20/98
9. 64	Liberty (H)	3/16/18
64	Mississippi (H)	2/6/05
64	Kentucky (A)	2/18/88

FEWEST 2ND HALF POINTS SCORED BY UT

Points	Opponent	Date
1. 14	Connecticut (A)	1/23/20
2. 17	Georgia (A)	2/10/02
17	Old Dominion (H)	1/26/80
17	South Carolina (A)	1/23/80
5. 18	Oregon State (A)	12/19/15
18	Virginia Tech (H)	12/6/15
7. 19	Louisiana Tech (A)	12/4/02
8. 20	South Carolina (N)	3/8/15
20	Georgia Tech (N)	11/26/10
20	Georgia (A)	1/21/10
20	West Virginia (H)	11/19/83

MOST POINTS SCORED BY AN OPPONENT

Points	Opponent	Date
1. 102	Auburn (N)	3/6/87
102	Louisiana Tech (N)	3/23/79
3. 99	Marquette (N)	11/23/17
99	Louisiana State (N)	3/1/97
5. 98	Louisiana Tech (A)	2/24/97
6. 97	Stanford (A)	12/20/11
97	Texas (H)	12/9/87
8. 96	Stanford (A)	12/14/91

96	Kentucky (A)	1/24/86
10. 95	Stanford (H)	12/18/18
95	Florida (H)	2/26/06

FEWEST POINTS SCORED BY AN OPPONENT

Points	Opponent	Date
1. 26	Puerto Rico-Mayaguez (A)	11/29/02
26	Florida Atlantic (H)	1/21/92
3. 28	Mississippi (A)	1/9/20
28	Manhattan (A)	12/7/97
5. 29	Tennessee-Martin (H)	12/5/06
29	Maryland (A)	12/4/94
7. 31	Florida A&M (H)	11/18/18
8. 32	Tennessee-Martin (A)	11/23/97
9. 33	Stetson (H)	11/20/05
33	Virginia Tech (A)	2/22/95
33	Miami (Ohio) (H)	11/23/77

MOST 1ST HALF POINTS BY AN OPPONENT

Points	Opponent	Date
1. 52	Vanderbilt (H)	1/19/96
2. 51	South Carolina (A)	1/20/88
3. 50	Wisconsin (H)	2/4/97
4. 49	Auburn (N)	3/6/87
49	Kentucky (A)	1/24/86
6. 48	Baylor (H)	12/4/16
48	Stanford (A)	12/20/11
48	Texas (H)	12/9/87
48	Montclair State (N)	12/2/77
10. 47	Stanford	12/18/18
47	Marquette (N)	11/23/17
47	Mississippi State (A)	2/14/02

FEWEST 1ST HALF POINTS BY AN OPPONENT

Points	Opponent	Date
1. 8	Maryland (A)	12/4/94
8	Stetson (H)	11/26/89
3. 10	Florida Atlantic (H)	1/21/92
10	East Tennessee State (H)	1/8/86
5. 11	Arkansas-Pine Bluff (H)	11/26/19
11	Central Arkansas (H)	11/7/19
11	Georgia (N)	3/6/15
11	Arkansas (A)	1/8/12
11	South Carolina (H)	2/1/07
11	Memphis State (H)	2/6/89
10. 12	Stetson (H)	11/20/05

MOST 2ND HALF POINTS BY AN OPPONENT

Points	Opponent	Date
1. 62	Vanderbilt (A)	1/31/94
2. 61	Louisiana State (N)	3/1/97
3. 59	Maryland (A)	1/15/81
4. 57	Notre Dame (A)	1/18/18
57	Georgia (H)	12/8/96
57	Stanford (A)	12/14/91
57	Louisiana Tech (N)	3/23/79
8. 56	Colorado (H)	12/20/93
56	UCLA (H)	12/16/90
10. 55	Louisiana Tech (A)	2/24/97
55	Mississippi (N)	3/25/83

FEWEST 2ND HALF POINTS BY AN OPPONENT

Points	Opponent	Date
1. 10	Central Arkansas (H)	11/30/17
2. 11	Central Arkansas (H)	11/7/19
3. 12	Puerto Rico-Mayaguez (A)	11/29/02
4. 13	Florida A&M (H)	11/18/18
13	Lipscomb (H)	12/29/13
6. 14	Mississippi (A)	1/9/20
14	Stetson (H)	3/19/11
14	George Washington (A)	12/7/05
14	Manhattan (A)	12/7/97
14	Georgia (H)	2/25/95
14	Miami (Ohio) (H)	11/23/77
14	Florida (A)	2/22/18

MOST POINTS IN A QUARTER BY UT

Points	Opponent	Date
1. 44	Troy (3rd)	12/6/17
2. 38	Troy (4th)	12/21/16
38	Liberty (3rd)	3/16/18
4. 35	Murray State (3rd)	12/28/18
35	Troy (1st)	12/21/16
35	Central Arkansas (1st)	11/15/15
7. 34	Florida A&M (1st)	11/18/18
34	Texas (4th)	12/10/17
34	Troy (1st)	12/6/17
10. 33	ETSU (4th)	12/20/21

FEWEST POINTS IN A QUARTER BY UT

Points	Opponent	Date
1. 3	Alabama (2nd)	2/25/16
3	Mississippi State (4th)	1/28/16
3	Texas A&M (4th)	2/12/17
4. 6	Auburn (3rd)	1/19/17
6	Penn State (2nd)	11/20/16
6	Virginia Tech (4th)	12/6/15
6	Wichita State (2nd)	12/11/15
8. 7	Alabama (2nd)	12/30/21
7	Michigan (2nd)	3/23/21
7	Connecticut (3rd)	1/23/20
7	Connecticut (4th)	1/23/20
7	Stetson (2nd)	12/5/18
7	Oregon State (2nd)	3/18/18
7	Georgia (4th)	2/11/18
7	Chattanooga (3rd)	11/23/15
7	Mississippi State (2nd)	3/5/16

MOST POINTS IN A QUARTER BY AN OPPONENT

Points	Opponent	Date
1. 34	Notre Dame (4th)	1/18/18
2. 31	UCLA (4th)	3/23/19
31	Texas (4th)	12/10/17
4. 30	Mississippi State (4th)	2/10/19
30	Vanderbilt (3rd)	1/7/18
30	Troy (4th)	12/6/17
7. 29	Missouri (4th)	2/10/22
29	South Carolina (1st)	3/6/21
29	Texas A&M (4th)	2/14/21
29	Georgia (3rd)	1/14/21
29	Kentucky (4th)	1/5/20
29	Vanderbilt (4th)	2/28/19
29	Louisville (4th)	3/20/17
29	Alabama (4th)	3/2/17

FEWEST POINTS IN A QUARTER BY AN OPPONENT

Points	Opponent	Date
1. 0	Central Arkansas (4th)	11/30/17
2. 2	Mississippi (4th)	1/9/20
2	Florida (3rd)	2/22/18
4. 3	Texas A&M (4th)	1/6/22
5. 4	Furman (4th)	12/10/20
4	Central Arkansas (4th)	11/7/19
4	Arkansas-Pine Bluff (2nd)	11/26/19
4	Georgia (1st)	2/28/16
9. 5	Alabama (1st)	3/4/22
5	UTC (1st)	12/27/21
5	UCF (2nd)	11/12/21
5	UNCG (1st)	12/20/20
5	Tennessee State (3rd)	11/14/19
5	Navy (4th)	11/13/16
5	Florida A&M (4th)	11/18/18

DOUBLE-DOUBLES**▲ FRESHMEN (2 OR MORE)**

Holdsclaw, Chamique 16
Frost, Sheila 11
Graves, Bashaara 10
Parker, Candace 10
Davis, Renna 9
Catchings, Tamika 9
Horton, Karla 7
Johnson, Tiffani 6
Johnson, Glory 5
Gordon, Bridgette 4
Morton, Karen 4
Anosike, Nicky 3
Ostrowski, Mary 3
Snow, Michelle 3

Cain, Kelley 2
Brewer, Alyssia 2
Stricklen, Shekinna 2
Ely, Shyra 2
Evans, Peggy 2
Groover, Debbie 2
Thompson, Pashen 2

▲ SOPHOMORES (2 OR MORE)

Parker, Candace 21
Holdsclaw, Chamique 16
Russell, Mercedes 11
Ostrowski, Mary 11
Groover, Debbie 10
Horton, Karla 10
Davis, Renna 9
Gordon, Bridgette 9
Catchings, Tamika 8
Ward, Vonda 8
Harrison, Isabelle 6
Townes, Paula 6
Burdick, Cierra 5
Johnson, Glory 5
Ely, Shyra 5
Evans, Peggy 5
Haave, Ianya 5
Jackson, Gwen 5
Cain, Kelley 4
Charles, Daedra 4
Ely, Cindy 4
Johnson, Dana 4
Shekinna, Stricklen 4
Key, Tamari 3
Burrell, Kae 3
Baugh, Vicki 3
Freeman, Valerie 3
Frost, Sheila 3
Manning, Alicia 3
Noble, Cindy 3
Randall, Semeka 3
Snow, Michelle 3
Graves, Bashaara 3
Brewer, Alyssia 2
DeShields, Diamond 2

▲ JUNIORS (2 OR MORE)

Russell, Mercedes 19
Harrison, Isabelle 18
Holdsclaw, Chamique 16
Parker, Candace 14
Charles, Daedra 13
Horston, Jordan 12
Johnson, Glory 12
Key, Tamari 11
Davis, Renna 11
Noble, Cindy 11
Stricklen, Stricklen 11
Johnson, Tiffani 9
Ostrowski, Mary 9
Nared, Jaime 8
Graves, Bashaara 8
Catchings, Tamika 8
Ely, Shyra 8
Frost, Sheila 8
Haave, Ianya 8
McCray, Nikki 8
Thompson, Pashen 8
Burdick, Cierra 6
Jackson, Gwen 6
Johnson, Dana 6
DeShields, Diamond 5
Groover, Debbie 5
Horton, Karla 5
Snow, Michelle 5
Ward, Vonda 5
Brogdon, Cindy 5
Fluker, Iysha 3
Townes, Paula 3
Butts, Iasha 3
Green, Cheridene 2
Moore, Nia 2
Massengale, Ariel 2
Gordon, Bridgette 2
Cain, Kelley 2

▲ SENIORS (2 OR MORE)

Russell, Mercedes 16
Collins, Shelia 14
Harrison, Lisa 14
Johnson, Glory 14
Charles, Daedra 13
Ostrowski, Mary 12
Davis, Renna 10
Nared, Jaime 10
Burdick, Cierra 9
Holdsclaw, Chamique 9
Johnson, Dana 9
Webb, Lisa 9
Frost, Sheila 8

Graves, Bashaara 8
Rankin, Jill 8
Dye, Alexus 7
Harrison, Isabelle 7
Catchings, Tamika 7
Ely, Shyra 7
Green, Cheridene 6
Anosike, Nicky 6
Gordon, Bridgette 6
Jackson, Gwen 6
Noble, Cindy 6
Stricklen, Shekinna 5
Baugh, Vicki 4
Thompson, Pashen 4
Butts, Iasha 3
Fuller, Alex 3
Groover, Debbie 3
Nunn, Schaquilla 2
Reynolds, Jordan 2
Robinson, Ashley 2
Snow, Michelle 2
Williams, Kamiko 2

▲ MOST IN CAREER (5 OR MORE)

Holdsclaw, Chamique 57
Russell, Mercedes 46
Parker, Candace 45
Davis, Renna 39
Johnson, Glory 36
Ostrowski, Mary 35
Catchings, Tamika 32
Harrison, Isabelle 31
Charles, Daedra 30
Frost, Sheila 30
Graves, Bashaara 29
Ely, Shyra 22
Horton, Karla 22
Stricklen, Shekinna 22
Burdick, Cierra 21
Gordon, Bridgette 21
Johnson, Dana 20
Groover, Debbie 20
Noble, Cindy 20
Nared, Jaime 19
Jackson, Gwen 18
Harrison, Lisa 17
Johnson, Tiffani 17
Key, Tamari 15
Collins, Shelia 15
Thompson, Pashen 15
Ward, Vonda 14
Haave, Ianya 14
Horston, Jordan 13
Snow, Michelle 13
Anosike, Nicky 11
Webb, Lisa 11
McCray, Nikki 10
Townes, Paula 10
Evans, Peggy 9
Green, Cheridene 8
Rankin, Jill 8
Cain, Kelley 8
Dye, Alexus 7
DeShields, Diamond 7
Randall, Semeka 7
Butts, Iasha 6
Brogdon, Cindy 5

▲ POINTS AND ASSISTS DD

Massengale, Ariel 3
Reynolds, Jordan 2
Clower, Susan 1
Henry, Lea 1
Hornbuckle, Alexis 1
Marcinak, Michelle 1
Marsh, Dawn 1
McChee, Carla 1
Middleton, Alexa 1
Simmons, Meighan 1
Stricklen, Shekinna 1
Warlick, Holly 1
Westbrook, Evina 1
Zolman, Shanna 1

TRIPLE-DOUBLES**▲ SEASON/CAREER**

Key, Tamari (10 pts., 18 rebs., 10 bks. vs. Texas / 11-21-21)
Key, Tamari (23 pts., 10 rebs., 10 bks. vs. Florida / 1-31-21)
Reynolds, Jordan (11 pts., 14 rebs., 10 asts. vs. UNCW / 12-29-16)
Stricklen, Shekinna (17 pts., 13 rebs., 12 asts. vs. Oklahoma / 1-5-10)
Collins, Shelia (18 pts., 10 rebs., 10 stis. vs. Florida State / 2-8-85)



LADY VOL RECORDS

SINGLE GAME RECORDS: INDIVIDUAL

FIELD GOALS MADE

FGM	Player	Date	Game
1. 24	Patricia Roberts	11/13/76	Kentucky
2. 19	Patricia Roberts	1/24/77	East Tennessee St.
3. 18	Patricia Roberts	3/24/77	vs. Kansas State
18	Patricia Roberts	1/6/77	Marshall
5. 17	Tanya Haave	12/11/82	at Stephen F. Austin
17	Sue Thomas	1/14/76	at Western Carolina
7. 16	Sheila Frost	1/17/88	Vanderbilt
16	Tanya Haave	2/9/83	at Kentucky
16	Patricia Roberts	3/3/77	vs. Middle Tenn. St.
16	Patricia Roberts	1/14/77	at Western Carolina

FIELD GOALS ATTEMPTED

FGA	Player	Date	Game
1. 31	Jill Rankin	1/4/80	North Carolina St.
31	Patricia Roberts	11/13/76	Kentucky
31	Sue Thomas	1/14/76	at Western Carolina
4. 29	Cindy Brogdon	1/28/78	at Kentucky
5. 28	Diamond DeShields	2/5/17	at Georgia
28	Chamique Holdscraw	12/15/96	Stanford
28	Sheila Collins	3/3/85	at Mississippi
28	Cindy Brogdon	3/23/79	vs. Louisiana Tech
28	Cindy Brogdon	2/12/78	Memphis State
10. 27	Jordan Horston	01/31/22	Arkansas
27	Candace Parker	4/6/08	vs. Louisiana State
27	Chamique Holdscraw	3/16/98	Western Kentucky
27	Sheila Collins	2/2/85	Georgia

FIELD GOAL PERCENTAGE

FG%	Player (FGM-FGA)	Date	Game
1. 1.000	Gwen Jackson (14-14)	11/29/02	at PR-Mayaguez
2. 1.000	Gwen Jackson (9-9)	11/25/00	vs. Illinois
1.000	Nikki McCray (9-9)	1/22/94	at Mississippi St.
1.000	Sheila Frost (9-9)	12/16/87	at Oregon State
1.000	Lynne Collins (9-9)	12/17/82	at Louisiana St.
1.000	Jerilynn Harper (9-9)	1/29/79	Louisiana State
7. 1.000	Bashaara Graves (8-8)	11/18/15	Penn State
8. 1.000	Bashaara Graves (7-7)	2/12/15	at Mississippi
9. 1.000	Tamari Key (6-6)	1/14/21	Georgia
1.000	Nia Moore (6-6)	3/6/15	vs. Georgia
1.000	Bashaara Graves (6-6)	12/17/13	Tennessee State
1.000	Ariel Messengale (6-6)	1/3/12	Chattanooga
1.000	Kamiko Williams (6-6)	11/15/10	Chattanooga
1.000	Kelley Cain (6-6)	12/6/09	Texas
1.000	Nicky Anosike (6-6)	11/26/07	Louisiana Tech
1.000	Loree Moore (6-6)	11/29/02	at PR-Mayaguez

THREE-POINT FIELD GOALS MADE

3PM	Player	Date	Game
1. 8	Ariel Messengale	3/1/15	Vanderbilt
8	Meighan Simmons	11/28/13	vs. Virginia
8	Meighan Simmons	12/1/10	Lamar
4. 7	Meme Jackson	12/21/18	ETSU
7	Alexa Middleton	12/21/16	Troy
7	Angie Bjorklund	3/6/11	vs. Kentucky
7	Angie Bjorklund	1/24/08	Arkansas
7	Angie Bjorklund	1/5/08	Notre Dame
7	Angie Bjorklund	12/16/07	Gonzaga
7	Shanna Zolman	2/19/06	at Alabama
11. 6	Rae Burrell	12/10/20	Furman
6	Alexa Middleton	11/13/16	Navy
6	Ariel Messengale	11/21/14	Winthrop
6	Shekinna Stricklen	1/30/11	at Arkansas
6	Angie Bjorklund	2/14/10	Florida
6	Angie Bjorklund	1/28/10	Auburn
6	Angie Bjorklund	3/6/09	vs. Virginia
6	Angie Bjorklund	12/18/08	at Old Dominion
6	Shannon Bobbitt	11/15/07	vs. Oklahoma
6	Shannon Bobbitt	1/28/07	at Alabama
6	Tasha Butts	2/15/04	at Vanderbilt
6	Kara Lawson	3/08/03	Mississippi State
6	Kara Lawson	2/27/03	Vanderbilt
6	Kara Lawson	1/12/03	Auburn
6	Kara Lawson	12/21/02	at Texas
6	Kara Lawson	1/30/00	Kentucky
6	Abby Conklin	12/18/96	at Texas Tech

THREE-POINT FIELD GOALS ATTEMPTED

3PA	Player	Date	Game
1. 17	Meighan Simmons	11/28/13	vs. Virginia
2. 16	Angie Bjorklund	1/24/08	Arkansas
3. 15	Meighan Simmons	12/1/10	Lamar
4. 14	Meighan Simmons	1/15/11	Vanderbilt
5. 13	Meme Jackson	12/18/19	Stanford
13	Angie Bjorklund	3/6/10	vs. Vanderbilt
13	Shanna Zolman	3/21/06	vs. G. Washington
8. 12	Meme Jackson	12/21/18	ETSU
12	Ariel Messengale	1/25/15	Georgia
12	Meighan Simmons	4/2/13	vs. Louisville
12	Angie Bjorklund	1/15/11	Vanderbilt
12	Angie Bjorklund	3/20/10	vs. Austin Peay
12	Angie Bjorklund	2/14/10	Florida
12	Angie Bjorklund	1/28/10	Auburn
12	Angie Bjorklund	2/8/09	at Florida
12	Angie Bjorklund	12/16/07	Gonzaga
12	Shanna Zolman	2/19/06	at Alabama

THREE-POINT FIELD GOAL PERCENTAGE

3P%	Player (3PM-3PA)	Date	Game
1. 1.000	Tasha Butts (6-6)	2/15/04	at Vanderbilt
1.000	Kara Lawson (6-6)	2/27/03	Vanderbilt
3. 1.000	Sidney Spencer (5-5)	1/7/06	Connecticut
1.000	Kara Lawson (5-5)	2/2/03	at Vanderbilt
5. 1.000	Rae Burrell (4-4)	1/16/22	Kentucky
1.000	Jordan Walker (4-4)	12/5/21	at Virginia Tech
1.000	Alexa Middleton (4-4)	11/11/16	at JMU
1.000	Meighan Simmons (4-4)	1/2/14	LSU
1.000	Ariel Messengale (4-4)	1/3/12	Chattanooga
1.000	Angie Bjorklund (4-4)	2/27/11	LSU
1.000	Angie Bjorklund (4-4)	1/6/11	Alabama
1.000	Sidney Spencer (4-4)	2/2/06	at Mississippi
1.000	Laurie Milligan (4-4)	12/4/94	at Maryland
1.000	Jody Adams (4-4)	2/13/91	DePaul

FREE THROWS MADE

FTM	Player	Date	Game
1. 17	Candace Parker	12/13/07	Middle Tennessee
17	Bridgette Gordon	3/25/89	vs. Long Beach St.
3. 16	Shelia Collins	1/25/85	at Old Dominion
4. 15	Jaime Nared	2/4/18	Vanderbilt
15	Chamique Holdscraw	2/12/98	at Memphis
15	Shelia Collins	2/27/85	Louisiana State
7. 14	Shelia Collins	3/25/84	Georgia
8. 13	Jaime Nared	12/21/17	Stanford
13	Diamond DeShields	1/8/17	Mississippi State
13	Chamique Holdscraw	3/23/98	vs. North Carolina
13	Tonya Edwards	3/24/90	vs. Virginia
13	Bridgette Gordon	3/6/89	vs. Auburn
13	Gail Dobson	3/1/75	vs. Union (Tenn.)
13	Gail Dobson	2/14/75	vs. Appalachian St.

FREE THROWS ATTEMPTED

FTA	Player	Date	Game
1. 21	Candace Parker	12/13/07	Middle Tennessee
2. 20	Bridgette Gordon	3/25/89	vs. Long Beach St.
3. 19	Shelia Collins	1/25/85	at Old Dominion
4. 18	Tonya Edwards	3/24/90	vs. Virginia
5. 17	Jaime Nared	2/4/18	Vanderbilt
17	Candace Parker	3/30/08	vs. Notre Dame
17	Chamique Holdscraw	12/12/98	at Memphis
8. 16	Isabelle Harrison	2/2/14	LSU
16	Glory Johnson	3/4/11	vs. Florida
16	Candace Parker	2/26/06	Florida
16	Daedra Charles	3/2/91	vs. Vanderbilt
16	Shelia Collins	2/27/85	Louisiana State
16	Shelia Collins	3/25/84	Georgia

FREE THROW PERCENTAGE

FT%	Player (FTM-FTA)	Date	Game
1. 1.000	Gail Dobson (13-13)	3/1/75	vs. Union (Tenn.)
2. 1.000	Gail Dobson (12-12)	2/27/75	vs. Union (Tenn.)
3. 1.000	Debbie Groover (11-11)	11/23/77	Miami (Ohio)
4. 1.000	Rennia Davis (10-10)	2/18/21	South Carolina
1.000	Rennia Davis (10-10)	1/26/20	LSU

LADY VOL RECORDS

1,000	Mercedes Russell (10-10)	3/1/18	Auburn
1,000	Ariel Massengale (10-10)	1/5/14	at Georgia
1,000	Ariel Massengale (10-10)	11/18/12	at Miami (Fla.)
1,000	Shekina Stricklen (10-10)	11/15/09	at Mississippi St.
1,000	Shanna Zolman (10-10)	1/7/06	Connecticut
1,000	Laurie Milligan (10-10)	1/19/97	at Vanderbilt
1,000	Tiffany Woosley (10-10)	3/6/94	vs. Alabama
1,000	Tiffany Woosley (10-10)	2/5/94	Alabama
1,000	Sheila Frost (10-10)	1/23/89	Southern Illinois
1,000	Tonya Edwards (10-10)	1/7/87	at Old Dominion

POINTS

Points	Player	Date	Game
1.	51	Patricia Roberts	11/13/76 Kentucky
2.	43	Tanya Haave	12/11/82 at Stephen F. Austin
43	Patricia Roberts	1/24/77 East Tennessee St.	
4.	40	Sheila Collins	3/3/85 at Mississippi
40	Patricia Roberts	3/26/77 vs. Immaculata	
6.	39	Chamique Holdscraw	3/15/99 Boston College
39	Chamique Holdscraw	2/14/98 Auburn	
39	Gail Dobson	3/1/75 vs. Union (Tenn.)	
9.	38	Tamika Catchings	2/26/99 vs. Florida
38	Patricia Roberts	1/6/77 Marshall	

REBOUNDS

Rebs	Player	Date	Game
1.	24	Patricia Roberts	2/19/77 vs. Anderson J.C.
2.	22	Daedra Charles	3/16/91 S.W. Missouri State
22	Karla Horton	11/24/85 East Carolina	
4.	21	Glory Johnson	3/19/12 DePaul
5.	20	Rennia Davis	1/24/21 Kentucky
20	Sheila Frost	12/20/87 Northern Illinois	
20	Debbie Groover	1/27/79 Valdosta State	
20	Cindy Brogdon	2/12/78 at Kentucky	
20	Patricia Roberts	3/10/77 vs. Clemson	
20	Patricia Roberts	3/3/77 vs. Middle Tenn. St.	
20	Patricia Roberts	2/12/77 at Eastern Kentucky	
20	Patricia Roberts	11/13/76 Kentucky	

ASSISTS

Assts	Player	Date	Game
1.	18	Dawn Marsh	3/6/88 vs. Georgia
2.	14	Holly Warlick	2/12/78 Memphis State
3.	13	Jordan Reynolds	12/21/16 Troy
13	Ariel Massengale	11/28/13 vs Virginia	
13	Shannon Bobbitt	12/16/07 Gonzaga	
13	Dawn Marsh	1/11/87 Kentucky	
7.	12	Jazmine Massengill	1/2/20 Missouri
12	Evina Westbrook	12/6/17 Troy	
12	Ariel Massengale	1/2/14 LSU	
12	Ariel Massengale	1/15/12 Vanderbilt	
12	Shekina Stricklen	1/3/10 Oklahoma	
12	Michelle Marciniak	2/25/95 Georgia	
12	Dawn Marsh	1/17/88 Vanderbilt	
12	Dawn Marsh	3/20/86 vs. Georgia	
12	Lea Henry	2/28/82 at Kentucky	
12	Holly Warlick	3/5/80 Clemson	

BLOCKED SHOTS

Blocks	Player	Date	Game
1.	12	Kelley Cain	2/22/10 LSU
2.	11	Tamari Key	1/6/22 Texas A&M
3.	10	Tamari Key	2/20/22 South Carolina
10	Tamari Key	11/21/21 Texas	
10	Tamari Key	1/31/21 Florida	
6.	9	Tamari Key	2/2/20 at South Carolina
7.	8	Kelley Cain	2/4/10 Arkansas
8	Ashley Robinson	12/11/03 Rutgers	
9.	7	Tamari Key	2/10/22 Missouri
7	Tamari Key	3/6/20 vs. Kentucky	
7	Isabelle Harrison	1/3/13 at South Carolina	
7	Kelley Cain	2/25/10 Kentucky	
7	Kelley Cain	2/14/10 Florida	
7	Kelley Cain	3/5/09 vs. Alabama	
7	Candace Parker	11/28/06 at Louisiana Tech	
7	Candace Parker	11/24/05 vs. Michigan State	
7	Michelle Snow	3/31/00 vs. Rutgers	
7	Cindy Noble	3/21/81 Illinois State	

STEALS

Steals	Player	Date	Game
1.	11	Michelle Marciniak	1/14/96 at Kentucky
2.	10	Sheila Collins	2/8/85 at Florida State
3.	9	Holly Warlick	1/24/79 at Louisiana State
4.	8	Alexis Hornbuckle	3/25/08 at Purdue
8	Alberta Augustine	11/28/06 at Louisiana Tech	
8	Loree Moore	11/19/04 at Chattanooga	
8	Tamika Catchings	2/16/99 Memphis	
8	Nikki McCray	2/12/95 Vanderbilt	
8	Nikki McCray	1/20/94 Virginia Tech	
8	Nikki McCray	1/7/94 at Notre Dame	
8	Nikki McCray	12/9/92 UNC-Charlotte	
8	Nikki McCray	2/19/92 at Memphis State	

SINGLE GAME RECORDS: TEAM

FIELD GOALS MADE

FGM	Game	Date
1.	58	at Hawaii Pacific 12/20/85
2.	57	at Puerto Rico-Mayaguez 11/29/02
3.	55	Tennessee-Martin 2/13/79
4.	54	Troy 12/6/17
5.	53	Marshall 1/6/77
6.	52	Chattanooga State J.C. 1/29/76
7.	50	Tennessee-Martin 11/19/99
50	vs. Tenn.-Chattanooga	2/28/75
9.	48	at Memphis State 2/19/92
48	Stetson	11/26/89

FIELD GOALS ATTEMPTED

FGA	Game	Date
1.	98	at Youngstown State 2/9/93
2.	97	Stetson 11/26/89
3.	96	Chattanooga State J.C. 1/29/76
4.	92	Tennessee State 2/27/88
5.	91	Troy 12/6/17
91	Providence	1/25/93
7.	90	vs. Ohio State 12/17/81
90	at Kentucky	1/28/78
9.	88	vs. Memphis State 3/2/78
10.	87	vs. George Mason 12/6/97
87	Vanderbilt	1/17/88

FIELD GOAL PERCENTAGE

FG%	Game (FGM-FGA)	Date
1.	.721	at Old Dominion (44-61) 1/4/89
2.	.717	vs. Valdosta State (43-60) 11/29/80
3.	.716	at Hawaii Pacific (58-81) 12/20/85
4.	.692	at UCLA (36-52) 12/17/11
5.	.691	St. Joseph's (38-55) 11/16/98
6.	.673	at Purdue (37-55) 12/2/95
.673	at Notre Dame (37-55)	1/7/94
8.	.672	vs. Old Dominion (43-64) 12/30/09
9.	.663	at Puerto Rico-Mayaguez (57-86) 11/29/02
10.	.662	at Memphis State (43-65) 2/24/86

THREE-POINT FIELD GOALS MADE

3PM	Game	Date
1.	16	vs. Kentucky 3/6/11
2.	15	Lamar 12/1/10
15	Chattanooga	11/15/10
4.	14	Furman 12/10/20
5.	13	Auburn 1/28/10
13	Arkansas	1/24/08
13	Mississippi	2/6/05
13	vs. Army	11/30/02
9.	12	Long Beach State 12/17/17
12	Navy	11/13/16
12	Vanderbilt	3/1/15
12	vs. Oral Roberts	3/23/08
12	Mississippi	2/8/01

THREE-POINT FIELD GOALS ATTEMPTED

3PA	Game	Date
1.	36	Lamar 12/1/10
2.	35	Chattanooga 11/15/10
3.	32	Vanderbilt 1/15/11
4.	30	Florida A&M 11/18/18

GENERAL

STAFF

PLAYERS

REVIEW

HISTORY

FACILITIES

NCAA

SEC

RECORDS

MEDIA INFO



LADY VOL RECORDS

30	Arkansas	1/24/08
6. 29	Long Beach State	12/17/17
29	vs. Oral Roberts	3/23/08
8. 28	Stanford	12/18/18
9. 27	UT Martin	3/17/12
27	Mississippi	2/6/05

THREE-POINT FIELD GOAL PERCENTAGE

3P%	Game (3PM-3PA)	Date
1. .875	at Notre Dame (7-8)	1/7/94
2. .857	Navy (12-14)	11/13/16
.857	vs. Vanderbilt (6-7)	2/28/98
4. .833	DePaul (5-6)	2/13/91
5. .762	vs. Kentucky (16-21)	3/6/11
6. .733	Princeton (11-15)	12/20/05
7. .727	vs. Ole Miss (8-11)	3/27/07
8. .714	Kentucky (5-7)	2/11/07
.714	Vanderbilt (5-7)	2/18/99
.714	Stanford (5-7)	12/1/94
.714	at Memphis State (5-7)	2/19/92
.714	Florida Atlantic (5-7)	1/21/92

FREE THROWS MADE

FTM	Game	Date
1. 40	at Florida	2/3/05
2. 38	vs. Long Beach State	3/25/89
3. 37	at Vanderbilt	1/19/97
4. 36	Long Beach State	12/3/88
5. 35	Southern California	3/21/82
6. 34	vs. Alabama	3/6/94
34	vs. Georgia	3/5/94
8. 33	at Old Dominion	1/7/87
9. 32	Connecticut	1/7/06
32	Florida	2/19/04
32	at Memphis	2/12/98

FREE THROWS ATTEMPTED

FTA	Game	Date
1. 53	Long Beach State	12/3/88
2. 48	vs. Long Beach State	3/25/89
3. 47	Tennessee State	2/17/86
4. 46	at Florida	2/3/05
5. 45	Memphis	2/16/99
45	UCLA	12/21/98
45	at Vanderbilt	1/19/97
8. 44	vs. Alabama	3/6/94
9. 43	at Chattanooga	11/21/08
43	vs. Stanford	12/1/94

FREE THROW PERCENTAGE

FT%	Game (FTM-FTA)	Date
1. 1.000	Alabama (18-18)	2/19/15
1.000	LSU (10-10)	2/22/10
1.000	Mississippi State (9-9)	3/8/19
1.000	vs. Southern California (9-9)	4/1/84
1.000	Florida (8-8)	2/22/18
1.000	Tenn.-Chattanooga (6-6)	12/5/84
7. .958	Vanderbilt (23-24)	2/27/03
.958	at Kentucky (23-24)	2/13/85
9. .956	Wake Forest (22-23)	3/19/88
10. .955	vs. Gonzaga (21-22)	3/28/15

POINTS

Points	Game	Date
1. 136	at Puerto Rico-Mayaguez	11/29/02
2. 133	Tennessee-Martin	11/19/99
3. 131	Troy	12/6/17
4. 130	at Hawaii Pacific	12/20/85
5. 125	at DePaul	1/20/98
6. 124	Tennessee-Martin	2/13/79
7. 119	Mississippi	2/8/01
8. 118	at Memphis State	2/19/92
118	Florida	2/8/80
10. 115	Eastern Kentucky	12/19/87

REBOUNDS

Reb	Game	Date
1. 76	Tennessee State	2/27/88
2. 74	Troy	12/14/13
3. 73	Troy	12/6/17
4. 72	Belmont	3/1/79
5. 71	Saint Francis	12/3/14
71	at Youngstown State	2/9/93
7. 70	Tennessee State	2/17/86
8. 66	Virginia	11/19/95
9. 65	Georgia Tech	11/17/13
65	vs. Marquette	11/23/96

ASSISTS

Assists	Game	Date
1. 41	at Hawaii Pacific	12/20/85
2. 38	Troy	12/6/17
3. 36	East Tennessee State	2/5/80
4. 35	Kansas State	1/7/82
5. 33	vs. Valdosta State	11/29/80
6. 32	at Fullerton State	12/16/79
7. 31	Lipscomb	12/29/13
31	Stetson	11/26/89
31	Tennessee Tech	3/15/87
31	at Memphis State	2/24/86
31	Tennessee State	2/17/86
31	at San Jose State	12/15/79

BLOCKED SHOTS

Blocks	Game	Date
1. 15	Texas	11/21/21
15	Kentucky	2/25/10
3. 14	Texas A&M	1/6/22
14	Florida	1/31/21
14	LSU	2/22/10
6. 13	Alabama	1/20/20
13	Eastern Kentucky	12/19/87
8. 12	at Kentucky	1/5/20
12	at Notre Dame	11/11/19
12	ETSU	11/12/17
12	Alabama	1/6/11
12	Florida	2/14/10
12	Louisville	12/16/09
12	Auburn	1/10/08
12	Notre Dame	12/30/06
12	vs. Colgate	3/20/04

STEALS

Steals	Game	Date
1. 38	at Hawaii Pacific	12/20/85
2. 27	Louisiana State	2/22/98
3. 24	at Tennessee-Martin	11/23/97
24	Providence	1/25/93
24	North Carolina-Charlotte	12/9/92
24	Mississippi State	2/21/87
7. 23	at George Washington	11/27/01
23	Radford	3/16/96
23	at Notre Dame	1/7/94
23	Kentucky	2/17/79

SINGLE SEASON RECORDS

INDIVIDUAL

GAMES PLAYED

Games	Player	Year
1. 39	Tamika Catchings	1997-98
39	Teresa Geter	1997-98
39	Chamique Holdscraw	1997-98
39	Kellie Jolly	1997-98
39	LaShonda Stephens	1997-98
39	Kyra Elzy	1996-97
39	Chamique Holdscraw	1996-97
39	Brynae Laxton	1996-97
39	Cindy Brogdon	1978-79
39	Susan Clower	1978-79
39	Debbie Groover	1978-79
39	Kathy O'Neil	1978-79
39	Holly Warlick	1978-79

GAMES STARTED

Starts	Player	Year
1. 39	Chamique Holdscraw	1997-98
39	Cindy Brogdon	1978-79
39	Debbie Groover	1978-79
39	Holly Warlick	1978-79
5. 38	Nicky Anosike	2007-08
38	Shannon Bobbitt	2007-08
38	Gwen Jackson	2002-03
38	Kara Lawson	2002-03
38	Loree Moore	2002-03
38	Tamika Catchings	1997-98
38	Kellie Jolly	1997-98
38	Chamique Holdscraw	1996-97
38	Pashen Thompson	1996-97
38	Cindy Noble	1979-80
38	Jill Rankin	1979-80
38	Holly Warlick	1979-80

FIELD GOALS MADE

FGM	Player	Year
1. 428	Trish Roberts	1976-77
2. 370	Chamique Holdscraw	1997-98
3. 344	Cindy Brogdon	1978-79
4. 332	Chamique Holdscraw	1996-97
5. 300	Candace Parker	2007-08
300	Bridgette Gordon	1988-89
7. 296	Jill Rankin	1979-80
8. 294	Chamique Holdscraw	1998-99
9. 289	Bridgette Gordon	1987-88
10. 286	Cindy Brogdon	1977-78

FIELD GOALS ATTEMPTED

FGA	Player	Year
1. 693	Cindy Brogdon	1978-79
2. 678	Chamique Holdscraw	1997-98
3. 667	Chamique Holdscraw	1996-97
4. 662	Trish Roberts	1976-77
5. 593	Cindy Brogdon	1977-78
6. 567	Chamique Holdscraw	1998-99
7. 563	Bridgette Gordon	1988-89
8. 560	Candace Parker	2007-08
9. 536	Jill Rankin	1979-80
10. 534	Bridgette Gordon	1987-88

FIELD GOAL PERCENTAGE (MIN. 250 ATTEMPTS)

FG%	Player (FGM-FGA)	Year
1. .679	Cindy Noble (266-392)	1979-80
2. .647	Trish Roberts (428-662)	1976-77
3. .615	Sheila Frost (208-338)	1987-88
4. .614	Dana Johnson (215-350)	1994-95
5. .597	Cindy Noble (178-298)	1980-81
6. .590	Sheila Frost (161-273)	1986-87
7. .586	Mary Ostrowski (190-324)	1982-83
8. .583	Mercedes Russell (207-355)	2017-18
9. .582	Cindy Noble (170-292)	1978-79
10. .580	Sheila Frost (181-312)	1985-86

THREE-POINT FIELD GOALS MADE

3PM	Player	Year
1. 103	Shanna Zolman	2005-06
2. 102	Angie Bjorklund	2009-10
3. 79	Kara Lawson	1999-00
4. 78	Shannon Bobbitt	2007-08
5. 77	Kara Lawson	2002-03
6. 74	Ariel Massengale	2014-15
7. 73	Angie Bjorklund	2010-11
8. 72	Meighan Simmons	2013-14
9. 69	Meighan Simmons	2012-13
69	Shannon Bobbitt	2006-07

THREE-POINT FIELD GOALS ATTEMPTED

3PA	Player	Year
1. 239	Angie Bjorklund	2009-10
2. 238	Shanna Zolman	2005-06

LADY VOL RECORDS

3.	202	Ariel Massengale	2014-15
4.	200	Meighan Simmons	2013-14
5.	195	Shannon Bobbitt	2007-08
6.	189	Meighan Simmons	2012-13
7.	187	Meighan Simmons	2010-11
8.	185	Angie Bjorklund	2007-08
9.	181	Kara Lawson	1999-00
10.	171	Kara Lawson	2002-03

THREE-POINT FIELD GOAL PCT. (MIN. 50 ATTEMPTS)

3P%	Player (3PM-3PA)	Year
1.	.490 Dena Head (25-51)	1990-91
2.	.463 Jessie Rennie (25-54)	2019-20
3.	.455 Tiffany Woosley (46-101)	1993-94
4.	.451 Angie Bjorklund (73-162)	2010-11
5.	.450 Kara Lawson (77-171)	2002-03
6.	.436 Shanna Zolman (68-156)	2004-05
	.436 Kara Lawson (79-181)	1999-00
8.	.434 Sidney Spencer (53-122)	2005-06
9.	.433 Shanna Zolman (103-238)	2005-06
10.	.427 Angie Bjorklund (102-239)	2009-10

FREE THROWS MADE

FTM	Player	Year
1.	201 Candace Parker	2007-08
2.	166 Candace Parker	2006-07
	166 Chamique Holdscslaw	1997-98
4.	165 Tamika Catchings	1997-98
5.	169 Jaime Nared	2017-18
6.	159 Candace Parker	2005-06
7.	155 Semeka Randall	1997-98
8.	147 Dana Johnson	1994-95
9.	145 Cindy Noble	1979-80
10.	141 Jaime Nared	2016-17

FREE THROWS ATTEMPTED

FTA	Player	Year
1.	288 Candace Parker	2007-08
2.	232 Candace Parker	2006-07
3.	227 Glory Johnson	2010-11
4.	218 Candace Parker	2005-06
5.	217 Glory Johnson	2011-12
	217 Tamika Catchings	1997-98
	217 Chamique Holdscslaw	1997-98
8.	213 Semeka Randall	1997-98
9.	208 Daedra Charles	1990-91
10.	206 Jaime Nared	2017-18

FREE THROW PCT. (MIN. 50 ATTEMPTS)

FT%	Player (FTM-FTA)	Year
1.	.957 Shanna Zolman (88-92)	2003-04
2.	.944 Shanna Zolman (85-90)	2005-06
3.	.900 Sidney Spencer (54-60)	2006-07
4.	.892 Shanna Zolman (58-65)	2002-03
5.	.884 Kara Lawson (99-112)	2002-03
6.	.880 Tiffany Woosley (110-125)	1993-94
7.	.879 Latina Davis (51-58)	1993-94
8.	.876 Jaime Nared (141-161)	2016-17
9.	.864 Cindy Brogdon (102-118)	1977-78
10.	.862 Shanna Zolman (75-87)	2004-05

POINTS

Points	Player	Year
1.	987 Trish Roberts	1976-77
2.	915 Chamique Holdscslaw	1997-98
3.	809 Candace Parker	2007-08
4.	803 Chamique Holdscslaw	1996-97
5.	784 Cindy Brogdon	1978-79
6.	735 Bridgette Gordon	1988-89
7.	730 Jill Rankin	1979-80
8.	724 Chamique Holdscslaw	1998-99
9.	711 Tamika Catchings	1997-98
10.	706 Candace Parker	2006-07

POINTS AVERAGE

Points	Player	Year
1.	29.9 Patricia Roberts	1976-77
2.	23.5 Chamique Holdscslaw	1997-98
3.	21.7 Cindy Brogdon	1977-78
4.	21.3 Candace Parker	2007-08
	21.3 Chamique Holdscslaw	1998-99
6.	20.8 Bridgette Gordon	1987-88
7.	20.6 Chamique Holdscslaw	1996-97
8.	20.4 Bridgette Gordon	1988-89
9.	20.1 Cindy Brogdon	1978-79
10.	19.6 Candace Parker	2006-07

REBOUNDS

Reb	Player	Year
1.	467 Trish Roberts	1976-77
2.	367 Chamique Holdscslaw	1996-97
3.	359 Glory Johnson	2010-11
4.	355 Glory Johnson	2011-12
5.	352 Candace Parker	2006-07
6.	338 Debbie Groover	1978-79
7.	328 Chamique Holdscslaw	1997-98
8.	326 Isabelle Harrison	2013-14
9.	326 Chamique Holdscslaw	1995-96
10.	322 Candace Parker	2007-08
	322 Daedra Charles	1990-91

REBOUND AVERAGE

RPG	Player	Year
1.	14.2 Trish Roberts	1976-77
2.	9.9 Glory Johnson	2011-12
3.	9.8 Candace Parker	2006-07
4.	9.7 Mercedes Russell	2016-17
	9.7 Glory Johnson	2010-11
6.	9.4 Jordan Horston	2021-22
	9.4 Chamique Holdscslaw	1996-97
	9.4 Lisa Harrison	1992-93
	9.4 Sheila Frost	1985-86
	9.4 Shelia Collins	1984-85

ASSISTS

Assists	Player	Year
1.	243 Dawn Marsh	1987-88
2.	225 Holly Warlick	1979-80
3.	204 Michelle Marciniak	1994-95
4.	193 Dawn Marsh	1986-87
5.	192 Dawn Marsh	1985-86
6.	181 Holly Warlick	1978-79
7.	165 Lea Henry	1980-81
8.	163 E vina Westbrook	2018-19
9.	162 Ariel Massengale	2011-12
10.	158 Ariel Massengale	2012-13
	158 Lea Henry	1981-82

ASSIST AVERAGE

APG	Player	Year
1.	7.1 Dawn Marsh	1987-88
2.	6.0 Dawn Marsh	1986-87
3.	5.9 Holly Warlick	1979-80
4.	5.8 Ariel Massengale	2013-14
5.	5.7 Michelle Marciniak	1994-95
6.	5.6 Dawn Marsh	1985-86
7.	5.3 E vina Westbrook	2018-19
	5.3 Lea Henry	1980-81
9.	5.0 Holly Warlick	1977-78
10.	4.9 Ariel Massengale	2011-12
	4.9 Lea Henry	1981-82

BLOCKED SHOTS

Blocks	Player	Year
1.	119 Tamari Key	2021-22
2.	113 Kelley Cain	2009-10
3.	99 Candace Parker	2006-07
4.	90 Candace Parker	2007-08
	90 Teresa Geter	1997-98
6.	86 Tamari Key	2019-20
	86 Candace Parker	2005-06

8.	77 Sheila Frost	1985-86
9.	72 Tamari Key	2020-21
10.	70 Ashley Robinson	2003-04

STEALS

Steals	Player	Year
1.	141 Holly Warlick	1978-79
2.	114 Alexis Hornbuckle	2006-07
3.	113 Shelia Collins	1984-85
4.	110 Chamique Holdscslaw	1997-98
5.	109 Holly Warlick	1979-80
6.	105 Bridgette Gordon	1988-89
7.	104 Alexis Hornbuckle	2007-08
8.	102 Semeka Randall	1997-98
9.	101 Michelle Marciniak	1995-96
10.	100 Tamika Catchings	1997-98

CAREER RECORDS INDIVIDUAL

GAMES PLAYED

Gms.	Player	Years
1.	148 Chamique Holdscslaw	1995-99
2.	146 Nicky Anosike	2004-08
3.	144 Shanna Zolman	2002-06
4.	143 Meighan Simmons	2010-14
	143 Kara Lawson	1999-2003
	143 Abby Conklin	1993-97
7.	141 Glory Johnson	2009-10-11-12
	141 Tasha Butts	2000-04
	141 Holly Warlick	1976-80
10.	140 Tye'sha Fluker	2002-06
	140 Semeka Randall	1997-2001

GAMES STARTED

Starts	Player	Years
1.	147 Chamique Holdscslaw	1995-99
2.	138 Shekinna Stricklen	2008-12
3.	137 Kara Lawson	1999-2003
4.	133 Nicky Anosike	2004-08
5.	128 Bashaara Graves	2012-16
6.	127 Meighan Simmons	2010-14
7.	126 Tamika Catchings	1997-2001
8.	123 Lea Henry	1979-83
9.	121 Bridgette Gordon	1985-89
10.	119 Alexis Hornbuckle	2004-08
	119 Semeka Randall	1997-2001

FIELD GOALS MADE

Made	Player	Years
1.	1233 Chamique Holdscslaw	1995-99
2.	1017 Bridgette Gordon	1985-89
3.	797 Candace Parker	2005-08
4.	760 Tamika Catchings	1997-2001
5.	754 Sheila Frost	1985-89
6.	746 Meighan Simmons	2010-14
	746 Tanya Haave	1980-84
8.	731 Semeka Randall	1997-2001
9.	696 Renna Davis	2017-21
10.	692 Shekinna Stricklen	2008-12

FIELD GOALS ATTEMPTED

FGA	Player	Years
1.	2419 Chamique Holdscslaw	1995-99
2.	1985 Bridgette Gordon	1985-89
3.	1834 Meighan Simmons	2010-14
4.	1590 Semeka Randall	1997-2001
5.	1583 Shekinna Stricklen	2008-12
6.	1506 Tamika Catchings	1997-2001
7.	1482 Candace Parker	2005-08
8.	1477 Renna Davis	2017-21
9.	1475 Kara Lawson	1999-2003
10.	1456 Tanya Haave	1980-84

GENERAL

STAFF

PLAYERS

REVIEW

HISTORY

FACILITIES

NCAA

SEC

RECORDS

MEDIA INFO



LADY VOL RECORDS

FIELD GOAL PCT. (MIN. 200 ATTEMPTS)

FG%	Player (FGM-FGA)	Years
1. .647	Trish Roberts (428-662)	1976-77
2. .625	Jerilyn Noble (614-982)	1978-81
3. .606	Kelley Cain (343-566)	2008-11
4. .591	Sheila Frost (754-1276)	1985-89
5. .588	Tamari Key (315-536)	2019-
6. .570	Mercedes Russell (647-1135)	2013-18
7. .561	Jerilyn Harper (152-271)	1978-79
8. .553	M. Snow (585-1057)	1998-2002
9. .5522	Jill Rankin (296-536)	1979-80
10. .5520	Daedra Charles (594-1077)	1988-91
11. .549	D. Johnson (622-1132)	1991-95

THREE-POINT FIELD GOALS MADE

3PM	Player	Years
1. 305	Angie Bjorklund	2007-11
2. 266	Shanna Zolman	2002-06
3. 256	Kara Lawson	1999-2003
4. 255	Meighan Simmons	2010-14
5. 164	Ariel Massengale	2011-15
6. 163	Shekinna Stricklen	2008-12
7. 161	Brittany Jackson	2001-05
8. 147	Shannon Bobbitt	2006-08
9. 143	Taber Spani	2009-13
10. 133	Sidney Spencer	2003-07

THREE-POINT FIELD GOALS ATTEMPTED

3PA	Player	Years
1. 740	Meighan Simmons	2010-14
2. 738	Angie Bjorklund	2007-11
3. 626	Shanna Zolman	2002-06
4. 617	Kara Lawson	1999-2003
5. 481	Shekinna Stricklen	2008-12
6. 455	Ariel Massengale	2011-15
7. 443	Brittany Jackson	2001-05
8. 381	Taber Spani	2009-13
9. 376	Meme Jackson	2015-19
10. 368	Nikki Caldwell	1990-94

THREE-POINT FIELD GOAL PCT. (MIN. 100 ATTEMPTS)

3P%	Player (3PM-3PA)	Years
1. .425	S. Zolman (266-626)	2002-06
2. .415	Kara Lawson (256-617)	1999-2003
3. .413	A. Bjorklund (305-738)	2007-11
4. .412	April McDivitt (101-245)	1999-2002
5. .406	Shannon Bobbitt (147-362)	2006-08
6. .396	S. Spencer (133-336)	2003-07
7. .393	Gwen Jackson (55-140)	1999-03
8. .391	T. Woosley (132-338)	1991-95
9. .376	Tess Darby (56-149)	2019-
10. .375	Taber Spani (143-381)	2009-13
11. .364	Kellie Jolly (99-272)	1995-99

FREE THROWS MADE

FTM	Player	Years
1. 526	Candace Parker	2005-08
2. 523	Chamique Holdsclaw	1995-99
3. 493	Glory Johnson	2008-12
4. 471	Tamika Catchings	1997-2001
5. 439	Semeka Randall	1997-2001
6. 429	Jaime Nared	2014-18
7. 423	Bridgette Gordon	1985-89
8. 405	Bashaara Graves	2012-16
9. 381	Nicky Anosike	2004-08
10. 377	Dana Johnson	1991-95

FREE THROWS ATTEMPTED

FTA	Player	Years
1. 796	Glory Johnson	2008-12
2. 738	Candace Parker	2005-08
3. 731	Chamique Holdsclaw	1995-99
4. 618	Semeka Randall	1997-2001

5. 611	Tamika Catchings	1997-2001
6. 610	Bridgette Gordon	1985-89
7. 586	Nicky Anosike	2004-08
8. 584	Dana Johnson	1991-95
9. 566	Bashaara Graves	2012-16
10. 539	Daedra Charles	1988-91

FREE THROW PCT. (MIN. 150 ATTEMPTS)

FT%	Player (FTM-FTA)	Years
1. .916	S. Zolman (306-334)	2002-06
2. .853	S. Spencer (163-191)	2003-07
3. .847	Kara Lawson (344-406)	1999-2003
4. .839	Cindy Brogdon (198-236)	1977-79
5. .827	Jaime Nared (429-519)	2014-18
6. .816	Rennia Davis (310-380)	2017-21
	.816 T. Woosley (284-348)	1991-95
	.816 Tanya Haave (279-342)	1980-84
9. .812	Ariel Massengale (277-341)	2011-15
10. .808	Taber Spani (160-198)	2009-13

POINTS

Points	Player	Years
1. 3025	Chamique Holdsclaw	1995-99
2. 2462	Bridgette Gordon	1985-89
3. 2137	Candace Parker	2005-08
4. 2113	Tamika Catchings	1997-2001
5. 2064	Meighan Simmons	2010-14
6. 1950	Kara Lawson	1999-2003
7. 1915	Semeka Randall	1997-2001
8. 1882	Shekinna Stricklen	2008-12
9. 1815	Rennia Davis	2017-21
10. 1790	Sheila Frost	1985-89

SCORING AVERAGE (MIN. 30 GAMES)

PPG	Player	Years
1. 29.9	Trish Roberts	1976-77
2. 20.8	Cindy Brogdon	1977-79
3. 20.4	Chamique Holdsclaw	1995-99
4. 19.4	Candace Parker	2005-08
5. 19.2	Jill Rankin	1979-80
6. 18.0	Bridgette Gordon	1985-89
7. 16.6	Tamika Catchings	1997-2001
8. 15.7	Diamond DeShields	2015-17
9. 15.4	Rennia Davis	2017-21
10. 14.4	Meighan Simmons	2010-2014

REBOUNDS

Rebounds	Player	Years
1. 1295	Chamique Holdsclaw	1995-99
2. 1218	Glory Johnson	2008-12
3. 1085	Mercedes Russell	2013-18
4. 1044	Bashaara Graves	2012-16
5. 1043	Sheila Frost	1985-89
6. 1004	Tamika Catchings	1997-2001
7. 994	Mary Ostrowski	1980-84
8. 972	Candace Parker	2005-08
9. 957	Debbie Groover	1977-81
10. 947	Rennia Davis	2017-21

REBOUND AVERAGE (MIN. 30 GAMES)

RPG	Player	Years
1. 14.2	Patricia Roberts	1976-77
2. 8.84	Candace Parker	2005-08
3. 8.75	Chamique Holdsclaw	1995-99
4. 8.64	Glory Johnson	2008-12
5. 8.17	Daedra Charles	1988-91
6. 8.03	Rennia Davis	2017-21
7. 7.98	Mercedes Russell	2013-18
8. 7.95	Mary Ostrowski	1979-84
9. 7.91	Tamika Catchings	1996-2001
10. 7.73	Karla Horton	1984-87

ASSISTS

Assts.	Player	Years
1. 755	Dawn Marsh	1984-88
2. 673	Holly Warlick	1976-80
3. 587	Lea Henry	1979-83
4. 518	Ariel Massengale	2011-15
5. 503	Alexis Hornbuckle	2004-08
6. 456	Kara Lawson	1999-2003
7. 452	Kellie Jolly	1995-99
8. 449	Michelle Marciniak	1993-96
9. 439	Dena Head	1988-92
10. 429	Kristen Clement	1997-2001

ASSIST AVERAGE (MIN. 30 GAMES)

APG	Player	Years
1. 5.72	Dawn Marsh	1984-88
2. 4.78	Egina Westbrook	1976-80
3. 4.77	Holly Warlick	1976-80
4. 4.38	Lea Henry	1979-83
5. 4.32	Michelle Marciniak	1993-96
6. 4.28	Jordan Horston	2019-
7. 4.25	Ariel Massengale	2011-15
8. 3.73	Cindy Brogdon	1977-79
9. 3.64	Alexis Hornbuckle	2004-08
10. 3.58	Loree Moore	2001-05
11. 3.45	Anastasia Hayes	2017-18

BLOCKED SHOTS

Blocks	Player	Years
1. 277	Tamari Key	2019-
2. 275	Candace Parker	2005-08
3. 249	Sheila Frost	1985-89
4. 228	Kelley Cain	2008-11
5. 200	Ashley Robinson	2000-04
6. 195	Mercedes Russell	2013-18
7. 194	Michelle Snow	1998-2002
8. 161	Nicky Anosike	2004-08
9. 136	Tamika Catchings	1997-2001
10. 135	Teresa Geter	1997-99

STEALS

Steals	Player	Years
1. 373	Alexis Hornbuckle	2004-08
2. 336	Bridgette Gordon	1985-89
3. 311	Tamika Catchings	1997-2001
4. 305	Chamique Holdsclaw	1995-99
5. 289	Nikki McCray	1991-95
6. 286	Semeka Randall	1997-2001
7. 280	Loree Moore	2001-05
8. 278	Sheila Collins	1981-85
9. 250	Holly Warlick	***-1978-80
10. 234	Michelle Marciniak	1993-96

LADY VOL RECORDS BY CLASS

FRESHMAN

POINTS

Total	Name	Opponent	Date
1. 35	Tamika Catchings	at DePaul	1/20/98
2. 34	Candace Parker	Florida	2/26/06
3. 33	Rennia Davis	at Arkansas	2/8/18
4. 31	Shyra Ely	vs. Georgia	3/1/02
5. 29	Angie Bjorklund	Arkansas	1/24/08
29	Candace Parker	vs. Rutgers	3/26/06

REBOUNDS

Total	Name	Opponent	Date
1. 19	Chamique Holdslaw	at Georgia	1/8/96
2. 18	Sheila Frost	at Notre Dame	12/9/85
3. 17	Sheila Frost	Iowa	3/16/86
17	Bridgette Gordon	at Georgia	1/29/86
17	Tiffani Johnson	vs. Louisiana Tech	11/20/94
17	Michelle Snow	Mississippi St.	2/6/99

ASSISTS

Total	Name	Opponent	Date
1. 12	Evana Westbrook	Troy	12/6/17
12	Ariel Massengale	Vanderbilt	1/15/12
3. 11	Alexa Middleton	Penn	11/14/14
11	Ariel Massengale	at Alabama	1/26/12
11	Meighan Simmons	Alabama	1/6/11

BLOCKED SHOTS

1. 9	Tamari Key	at South Carolina	2/2/20
2. 7	Tamari Key	vs. Kentucky	3/6/20
7	Candace Parker	vs. Michigan State	11/24/05
7	Kelley Cain	vs. Alabama	3/5/09
5. 6	Tamari Key	Alabama	1/20/20
6	Tamari Key	at Mississippi	1/9/20
6	Mercedes Russell	Tennessee State	12/17/13
6	Kelley Cain	Georgia	2/5/09
6	Candace Parker	vs. Rutgers	3/26/06
6	Sheila Frost	Tennessee St.	2/17/86

STEALS

Total	Name	Opponent	Date
1. 8	Nikki McCray	at Memphis St.	2/19/92
8	Bridgette Gordon	at Hawaii Pacific	12/20/85
3. 7	Sheila Collins	Southern Cal.	3/21/82
4. 6	8x, most recently N. Anosike	Purdue	3/22/05

SOPHOMORE

POINTS

Total	Name	Opponent	Date
1. 38	Tamika Catchings	vs. Florida	2/26/99
2. 34	Chamique Holdslaw	Georgia	12/8/96
3. 33	Chamique Holdslaw	at Louisiana Tech	2/24/97
33	Bridgette Gordon	Auburn	3/21/87
5. 32	Candace Parker	at Old Dominion	12/22/06

REBOUNDS

Total	Name	Opponent	Date
1. 22	Karla Horton	East Carolina	11/24/85
2. 20	Debbie Groover	Valdosta St.	1/27/79
3. 19	Pashen Thompson	at Montana	12/19/94
4. 18	Bashaara Graves	Georgia Tech	11/17/13
18	Chamique Holdslaw	DePaul	1/28/97
18	Sheila Frost	Georgia	1/24/87
18	Karla Horton	Louisiana St.	1/20/86

ASSISTS

Total	Name	Opponent	Date
1. 14	Holly Warlick	Memphis St.	2/17/78
2. 12	Jazmine Messengill	Missouri	1/2/20
12	Shekinna Stricklen	Oklahoma	1/3/10
12	Dawn Marsh	vs. Georgia	3/20/86
4. 11	Kellie Jolly	vs. Old Dominion	3/30/97
11	Dawn Marsh	at Hawaii Pacific	12/20/85

BLOCKED SHOTS

Total	Name	Opponent	Date
1. 12	Kelley Cain	LSU	2/22/10
2. 10	Tamari Key	Florida	1/31/21

3. 8	Kelley Cain	Arkansas	2/4/10
4. 7	Isabelle Harrison	at South Carolina	1/3/13
7	Kelley Cain	Kentucky	2/25/10
7	Kelley Cain	Florida	2/14/10
7	Candace Parker	at Louisiana Tech	11/28/06
7	Michelle Snow	vs. Rutgers	3/31/00

STEALS

Total	Name	Opponent	Date
1. 8	Tamika Catchings	Memphis	2/16/99
8	Tonya Edwards	at Oregon State	12/16/87
8	Tonya Edwards	Florida	2/21/88
8	Nikki McCray	UNC Charlotte	12/9/92
5. 7	13x, most recently E. Westbrook	Presbyterian	11/11/18

JUNIOR

POINTS

Total	Name	Opponent	Date
1. 43	Tanya Haave	at Stephen F. Austin	12/11/82
2. 39	Chamique Holdslaw	Auburn	2/14/98
3. 37	Chamique Holdslaw	Florida	1/10/98
4. 36	Sheila Frost	Vanderbilt	1/17/88
5. 35	Cindy Noble	at UT-Chattanooga	1/18/80

REBOUNDS

Total	Name	Opponent	Date
1. 20	Cindy Brogdon	Memphis St.	2/17/78
2. 20	Sheila Frost	N. Illinois	12/20/87
3. 19	Tiffani Johnson	at Auburn	2/15/97
4. 18	Tamari Key	Texas	11/21/21
18	Isabelle Harrison	Georgia Tech	11/17/13
18	Glory Johnson	Mississippi St.	1/27/11
18	Glory Johnson	vs. Georgia Tech	11/26/10
18	Dana Johnson	vs. Alabama	3/6/94

ASSISTS

Total	Name	Opponent	Date
1. 13	Ariel Massengale	vs. Virginia	11/28/13
2. 12	Ariel Massengale	LSU	1/2/14
12	Michelle Marciniak	Georgia	2/25/95
12	Lea Henry	at Kentucky	2/28/82
5. 11	Alexa Middleton	Tennessee State	11/30/16
11	Laurie Milligan	at Old Dominion	1/7/97
11	Shelley Sexton	at UCLA	12/15/85
11	Susan Clower	at Old Dominion	2/16/81

BLOCKED SHOTS

Total	Name	Opponent	Date
1. 11	Tamari Key	Texas A&M	1/6/22
2. 10	Tamari Key	South Carolina	2/20/22
10	Tamari Key	Texas	11/21/21
4. 7	Tamari Key	Missouri	2/10/22
5. 6	6x, most recently by Tamari Key		

STEALS

Total	Name	Opponent	Date
1. 9	Holly Warlick	at Louisiana State	1/24/79
2. 8	Alberta Auguste	at Louisiana Tech	11/28/06
8	Dena Head	at Virginia Tech	12/3/90
8	Shelley Sexton	at Hawaii Pacific	12/20/85
8	Nikki McCray	Virginia Tech	1/20/94

SENIOR

POINTS

Total	Name	Opponent	Date
1. 51	Patricia Roberts	Kentucky	11/13/76
2. 43	Patricia Roberts	ETSU	1/24/77
3. 40	Sheila Collins	at Mississippi	3/3/85
4. 39	Chamique Holdslaw	Boston College	3/15/99
5. 37	Tasha Butts	at Vanderbilt	2/15/04
37	Jill Rankin	N.C. State	1/4/80

REBOUNDS

Total	Name	Opponent	Date
1. 22	Daedra Charles	SW Missouri St.	3/16/91
2. 21	Glory Johnson	DePaul	3/19/12
3. 20	Rennia Davis	Kentucky	1/24/21
20	Patricia Roberts	Ky. /vs. Clemson	11/13/76 & 12/17/76
		at EKU/vs. MTSU	2/12/77 & 3/3/77

GENERAL

STAFF

PLAYERS

REVIEW

HISTORY

FACILITIES

NCAA

SEC

RECORDS

MEDIA INFO



LADY VOL RECORDS BY CLASS

ASSISTS

Total	Name	Opponent	Date
1. 18	Dawn Marsh	vs. Georgia	3/6/88
2. 13	Jordan Reynolds	Troy	12/21/16
13	Shannon Bobbitt	Gonzaga	12/16/07
4. 12	Holly Warlick	Clemson	3/5/80
12	Dawn Marsh	Vanderbilt	1/17/88

BLOCKED SHOTS

Total	Name	Opponent	Date
1. 8	Ashley Robinson	Rutgers	12/11/03
2. 7	Cindy Noble	Illinois State	3/21/81
3. 6	Mary Ostrowski	Mississippi	2/15/84
6	Cindy Noble	vs. Kentucky	3/13/81
5. 5	9x, most recently I. Harrison	Oregon State	12/28/14

STEALS

Total	Name	Opponent	Date
1. 11	Michelle Marciniak	at Kentucky	1/14/96
2. 10	Shelia Collins	at Florida State	2/8/85
3. 8	Alexis Hornbuckle	at Purdue	3/25/08
8	Nikki McCray	Vanderbilt	2/12/95
8	Holly Warlick	at UCLA	12/13/79

TOP 10 SEASON AVERAGES BY CLASS

FRESHMAN RECORDS

POINTS

Name	Games	Points	Avg.
1. Tamika Catchings	39	711	18.2
2. Candace Parker	36	622	17.3
3. Chamique Holdscraw	36	583	16.2
4. Semeka Randall	38	604	15.9
5. Bridgette Gordon	34	481	14.2
Shelia Collins	31	412	14.2
7. Kara Lawson	37	504	13.6
8. Meighan Simmons	37	500	13.5
9. Shekina Stricklen	32	424	13.3
10. Bashaara Graves	35	461	13.2

REBOUNDS

Name	Games	Rebs.	Avg.
1. Sheila Frost	33	309	9.4
2. Chamique Holdscraw	36	326	9.1
3. Candace Parker	36	298	8.3
4. Bashaara Graves	35	281	8.03
Tamika Catchings	39	313	8.03
6. Renna Davis	33	250	7.6
7. Karla Horton	32	229	7.16
8. Glory Johnson	33	236	7.15
9. Mary Ostrowski	29	203	7.0
10. Lisa McGill	27	184	6.8

ASSISTS

Name	Games	Assists	Avg.
1. Ariel Massengale	33	162	4.91
2. Jordan Horston	31	143	4.61
3. Evina Westbrook	33	143	4.33
4. Dawn Marsh	32	127	3.97
5. Loree Moore	34	133	3.91
6. Anastasia Hayes	33	114	3.45
7. Holly Warlick	33	112	3.39
8. Kristen "Ace" Clement	33	107	3.24
9. Dena Head	37	118	3.19
10. Alexis Hornbuckle	35	110	3.14

SOPHOMORE RECORDS

POINTS

Name	Games	Points	Avg.
1. Chamique Holdscraw	39	803	20.6
2. Candace Parker	36	706	19.6
3. Tamika Catchings	34	563	16.6
4. Bridgette Gordon	34	559	16.4
5. Renna Davis	31	463	14.9
Evina Westbrook	31	463	14.9
7. Peggy Evans	31	458	14.8
8. Mary Ostrowski	32	458	14.31
9. Diamond DeShields	36	514	14.27
10. Semeka Randall	33	464	14.1

REBOUNDS

Name	Games	Rebs.	Avg.
1. Candace Parker	36	352	9.8
2. Chamique Holdscraw	39	367	9.4
3. Karla Horton	34	313	9.2
4. Debbie Groover	39	338	8.7
5. Mary Ostrowski	32	273	8.5
6. Mercedes Russell	36	299	8.3
7. Vonda Ward	32	250	7.8
Paula Towns	32	250	7.8
9. Renna Davis	31	240	7.7
10. Kelley Cain	33	254	7.69

ASSISTS

Name	Games	Assists	Avg.
1. Dawn Marsh	34	192	5.6
2. Lea Henry	31	167	5.4
3. Evina Westbrook	31	163	5.3
4. Holly Warlick	31	155	5.0
5. Ariel Massengale	35	158	4.5
6. Jordan Horston	25	104	4.16
7. Jazmine Massengill	31	128	4.13
8. Kellie Jolly	23	94	4.09
9. Suzanne Barbre	14	55	3.93
10. Dena Head	33	129	3.91

JUNIOR RECORDS

POINTS

Name	Games	Points	Avg.
1. Chamique Holdscraw	39	915	23.5
2. Cindy Brogdon	31	674	21.7
3. Candace Parker	38	809	21.3
4. Bridgette Gordon	34	687	20.8
5. Tanya Haave	33	614	18.6
6. Renna Davis	30	541	18.0
7. Diamond DeShields	29	504	17.4
8. Rae Burrell	25	419	16.8
Meighan Simmons	35	589	16.8
10. Nikki McCray	33	537	16.3

REBOUNDS

Name	Games	Rebs.	Avg.
1. Glory Johnson	37	359	9.70
2. Mercedes Russell	32	309	9.66
3. Jordan Horston	23	216	9.39
4. Isabelle Harrison	35	326	9.3
5. Daedra Charles	33	287	8.7
6. Candace Parker	38	322	8.5
7. Chamique Holdscraw	39	328	8.4
8. Renna Davis	30	245	8.2
9. Tamari Key	34	277	8.1
10. Shyra Ely	35	279	8.0

ASSISTS

Name	Games	Assists	Avg.
1. Dawn Marsh	32	193	6.0
2. Ariel Massengale	19	110	5.8
3. Michelle Marciniak	36	204	5.7
4. Lea Henry	32	152	4.9
5. Holly Warlick	39	181	4.6
6. Laurie Milligan	22	98	4.5
7. Jordan Horston	23	91	3.96
8. Alexis Hornbuckle	37	146	3.95
9. Suzanne Barbre	33	126	3.82
10. Kellie Jolly	39	148	3.79
Diamond DeShields	29	110	3.79

SENIOR RECORDS

POINTS

Name	Games	Points	Avg.
1. Patricia Roberts	33	987	29.9
2. Chamique Holdscraw	34	724	21.3
3. Bridgette Gordon	36	733	20.4
4. Cindy Brogdon	39	784	20.1
5. Jill Rankin	38	730	19.2
6. Shelia Collins	31	563	18.2
7. Daedra Charles	35	607	17.34
8. Renna Davis	24	415	17.29
9. Jaime Nared	33	550	16.7
10. Meighan Simmons	35	577	16.5

REBOUNDS

Rank	Name	Games	Rebs.	Avg.
1.	Patricia Roberts	33	467	14.2
2.	Glory Johnson	36	355	9.9
3.	Lisa Harrison	32	300	9.4
	Shelia Collins	31	290	9.4
5.	Daedra Charles	35	322	9.2
6.	Mercedes Russell	33	303	9.18
7.	Renna Davis	24	212	8.83
8.	Tamika Catchings	17	150	8.2
9.	Mary Ostrowski	31	270	8.7
10.	Isabelle Harrison	21	181	8.6

ASSISTS

Name	Games	Assists	Avg.
1. Dawn Marsh	34	243	7.1
2. Holly Warlick	38	225	5.92
3. Jordan Reynolds	31	138	4.52
Lea Henry	33	149	4.52
5. Michelle Marciniak	36	156	4.3
6. Kellie Jolly	34	141	4.1
7. Kara Lawson	38	151	4.0
8. Cindy Brogdon	39	150	3.8
9. Alexis Hornbuckle	37	134	3.6
10. Jordan Walker	34	115	3.38

* Denotes super senior season (COVID)

SEASON STATISTICAL BREAKDOWN

FIELD GOALS MADE

1292, 1978-79 (39)
 1288, 1997-98 (39)
 1224, 1987-88 (34)
 1202, 1979-80 (38)
 1191, 1988-89 (37)
 1147, 1976-77 (33)
 1117, 1998-99 (34)
 1107, 1996-97 (39)
 1106, 2002-03 (38)
 1094, 2010-11 (37)
 1083, 2007-08 (38)
 1079, 1985-86 (34)
 1073, 1986-87 (34)
 1069, 1995-96 (36)
 1057, 1994-95 (37)
 1051, 1990-91 (35)
 1051, 1982-83 (33)
 1050, 1999-00 (37)
 1037, 1977-78 (31)
 1028, 2000-01 (34)
 1011, 1989-90 (33)
 1007, 2012-13 (35)
 1005, 2005-06 (36)
 1004, 2009-10 (35)
 999, 2013-14 (35)
 995, 2006-07 (37)
 981, 2001-02 (34)
 971, 1993-94 (33)
 968, 2011-12 (36)
 966, 1991-92 (31)
 967, 2003-04 (35)
 964, 1992-93 (32)
 944, 1981-82 (32)
 935, 2017-18 (33)
 934, 2014-15 (36)
 926, 1980-81 (31)
 915, 1983-84 (33)
 900, 2021-22 (34)
 900, 2018-19 (32)
 896, 2015-16 (36)
 892, 2004-05 (35)
 868, 1984-85 (32)
 848, 2016-17 (32)
 847, 2019-20 (31)
 837, 2008-09 (33)
 696, 2020-21 (25)

FIELD GOAL ATT.

2679, 1997-98 (39)
 2622, 1978-79 (39)
 2478, 1996-97 (39)
 2401, 2007-08 (38)
 2395, 1987-88 (34)
 2384, 2002-03 (38)
 2379, 1979-80 (38)
 2363, 1988-89 (37)
 2346, 2010-11 (37)
 2324, 1995-96 (36)
 2324, 1999-00 (37)
 2290, 1976-77 (33)
 2258, 2006-07 (37)
 2245, 1986-87 (34)
 2244, 2012-13 (35)
 2220, 2000-01 (34)
 2217, 1994-95 (37)
 2214, 2011-12 (36)
 2204, 1990-91 (35)
 2199, 2014-15 (36)
 2197, 2015-16 (36)
 2193, 2001-02 (34)
 2193, 1992-93 (32)
 2184, 2013-14 (35)
 2182, 1985-86 (34)
 2181, 2009-10 (35)
 2180, 1998-99 (34)
 2173, 2021-22 (34)
 2171, 1989-90 (33)
 2160, 1977-78 (31)
 2148, 2003-04 (35)
 2145, 2004-05 (35)
 2133, 2005-06 (36)
 2093, 1991-92 (31)

2092, 2018-19 (32)
 2088, 1993-94 (33)
 2080, 2017-18 (33)
 2034, 1982-83 (33)
 2027, 2008-09 (32)
 1994, 1983-84 (33)
 1976, 1981-82 (32)
 1973, 2016-17 (32)
 1926, 2019-20 (31)
 1908, 1984-85 (32)
 1859, 1980-81 (31)
 1582, 2020-21 (25)

FIELD GOAL PCT.

517, 1982-83 (33)
 512, 1998-99 (34)
 511, 1987-88 (34)
 505, 1979-80 (38)
 504, 1988-89 (37)
 501, 1976-77 (31)
 498, 1980-81 (31)
 495, 1985-86 (34)
 493, 1978-79 (39)
 481, 1997-98 (39)
 480, 1977-78 (31)
 478, 1986-87 (34)
 478, 1981-82 (32)
 477, 1990-91 (35)
 477, 1994-95 (37)
 471, 2005-06 (36)
 466, 2010-11 (37)
 466, 1989-90 (33)
 465, 1993-94 (33)
 464, 2002-03 (38)
 463, 2000-01 (34)
 462, 1991-92 (31)
 460, 2009-10 (35)
 460, 1995-96 (36)
 459, 1983-84 (33)
 457, 2013-14 (35)
 455, 1984-85 (32)
 452, 1999-00 (37)
 451, 2007-08 (38)
 450, 2003-04 (35)
 450, 2017-18 (33)
 449, 2012-13 (35)
 447, 2001-02 (34)
 447, 1996-97 (39)
 441, 2006-07 (37)
 440, 2020-21 (25)
 440, 2019-20 (31)
 440, 1992-93 (32)
 437, 2011-12 (36)
 430, 2018-19 (32)
 430, 2016-17 (32)
 425, 2014-15 (36)
 416, 2004-05 (35)
 414, 2021-22 (34)
 413, 2008-09 (32)
 408, 2015-16 (36)

3-PT. FG MADE

242, 2010-11 (37)
 232, 2002-03 (38)
 220, 2005-06 (36)
 210, 2006-07 (37)
 192, 2011-12 (36)
 187, 2009-10 (35)
 185, 1999-00 (37)
 178, 2012-13 (35)
 176, 2000-01 (34)
 175, 2004-05 (35)
 172, 2014-15 (36)
 167, 2018-19 (32)
 163, 2008-09 (32)
 161, 2003-04 (35)
 160, 2013-14 (35)
 158, 2017-18 (33)
 153, 2019-20 (31)
 147, 2021-22 (34)
 146, 2019-20 (31)
 145, 2001-02 (34)

135, 1996-97 (39)
 131, 2015-16 (36)
 118, 1990-91 (35)
 112, 2020-21 (25)
 109, 1994-95 (37)
 108, 1993-94 (33)
 106, 1997-98 (39)
 98, 1992-93 (32)
 89, 1991-92 (31)
 83, 1998-99 (34)
 78, 1995-96 (36)
 43, 1989-90 (33)
 27, 1987-88 (34)
 6, 1988-89 (37)

3-PT. FG ATTEMPTS

647, 2007-08 (38)
 641, 2010-11 (37)
 595, 2002-03 (38)
 577, 2006-07 (37)
 568, 2011-12 (36)
 565, 2005-06 (36)
 516, 2015-16 (36)
 514, 2018-19 (32)
 508, 2014-15 (36)
 502, 2012-13 (35)
 501, 2008-09 (32)
 500, 1999-00 (37)
 498, 2009-10 (35)
 495, 2021-22 (34)
 480, 2017-18 (32)
 472, 2004-05 (35)
 464, 2000-01 (34)
 461, 2019-20 (31)
 451, 2016-17 (32)
 444, 2013-14 (35)
 432, 2003-04 (35)
 421, 2001-02 (34)
 388, 1996-97 (39)
 366, 2020-21 (25)
 346, 1994-95 (37)
 346, 1997-98 (39)
 312, 1993-94 (33)
 304, 1992-93 (32)
 294, 1990-91 (35)
 274, 1995-96 (36)
 255, 1998-99 (34)
 249, 1991-92 (31)
 126, 1989-90 (33)
 68, 1987-88 (34)
 26, 1988-89 (37)

3-PT. FG PCT.

401, 1990-91 (35)
 397, 1987-88 (34)
 390, 2002-03 (38)
 389, 2005-06 (36)
 379, 2000-01 (34)
 378, 2010-11 (37)
 376, 2009-10 (35)
 373, 2003-04 (35)
 371, 2004-05 (35)
 370, 1999-00 (37)
 366, 2007-08 (38)
 364, 2006-07 (37)
 360, 2013-14 (35)
 357, 1991-92 (31)
 355, 2012-13 (35)
 348, 1996-97 (39)
 346, 1993-94 (33)
 344, 2001-02 (34)
 341, 1989-90 (33)
 339, 2014-15 (36)
 339, 2016-17 (32)
 338, 2011-12 (36)
 325, 2018-19 (31)
 325, 2008-09 (32)
 325, 1998-99 (34)
 322, 1992-93 (32)
 317, 2019-20 (31)
 315, 1994-95 (37)
 307, 2017-18 (33)
 306, 2020-21 (25)

306, 1997-98 (39)
 297, 2021-22 (34)
 285, 1995-96 (36)
 254, 2014-15 (36)
 231, 1988-89 (37)

FREE THROWS MADE

782, 1997-98 (39)
 709, 1994-95 (37)
 665, 1996-97 (39)
 664, 1993-94 (33)
 648, 1999-00 (37)
 635, 1998-99 (34)
 628, 1988-89 (37)
 612, 1986-87 (34)
 608, 2001-02 (34)
 593, 2002-03 (38)
 589, 2005-06 (36)
 587, 1995-96 (36)
 580, 2000-01 (34)
 577, 1978-79 (39)
 567, 2013-14 (35)
 567, 2004-05 (35)
 561, 1991-92 (31)
 555, 1989-90 (33)
 548, 1979-80 (38)
 546, 1987-88 (34)
 544, 1992-93 (32)
 536, 2011-12 (36)
 533, 2017-18 (33)
 527, 2014-15 (36)
 526, 1990-91 (35)
 525, 2012-13 (35)
 524, 2006-07 (37)
 513, 2007-08 (38)
 508, 2003-04 (35)
 504, 2010-11 (37)
 498, 1982-83 (33)
 498, 1977-78 (31)
 497, 2016-17 (32)
 497, 1984-85 (32)
 469, 2008-09 (32)
 456, 1983-84 (33)
 456, 1981-82 (32)
 447, 1985-86 (34)
 439, 2015-16 (36)
 435, 2021-22 (34)
 421, 2018-19 (32)
 413, 1980-81 (31)
 405, 2009-10 (35)
 368, 1976-77 (33)
 336, 2019-20 (31)
 335, 2020-21 (25)

FREE THROW ATT.

1110, 1997-98 (39)
 973, 1994-95 (37)
 950, 1998-99 (34)
 947, 1988-89 (37)
 946, 1996-97 (39)
 931, 1999-00 (37)
 910, 1993-94 (33)
 882, 1986-87 (34)
 849, 2001-02 (34)
 844, 2000-01 (34)
 833, 1991-92 (31)
 828, 1995-96 (36)
 827, 1989-90 (33)
 826, 2002-03 (38)
 807, 1990-91 (35)
 804, 1978-79 (39)
 801, 2004-05 (35)
 798, 1992-93 (32)
 796, 2005-06 (36)
 793, 2013-14 (35)
 766, 1987-88 (34)
 760, 2017-18 (33)
 759, 2011-12 (36)
 757, 2010-11 (37)
 746, 1979-80 (38)
 741, 2006-07 (37)
 730, 2007-08 (38)
 715, 1985-86 (34)

711, 1977-78 (31)
 710, 2008-09 (32)
 706, 2003-04 (35)
 700, 2014-15 (36)
 692, 2012-13 (35)
 688, 1984-85 (32)
 677, 2021-22 (34)
 671, 1982-83 (33)
 667, 2016-17 (32)
 658, 1981-82 (32)
 654, 1983-84 (33)
 619, 2015-16 (36)
 609, 2009-10 (35)
 606, 2018-19 (32)
 572, 1980-81 (31)
 556, 1976-77 (33)
 514, 2019-20 (31)
 412, 2020-21 (25)

FREE THROW PCT.

.759, 2012-13 (35)
 .753, 2014-15 (36)
 .745, 2016-17 (32)
 .742, 1982-83 (33)
 .740, 2005-06 (36)
 .735, 1979-80 (38)
 .730, 1993-94 (33)
 .729, 1994-95 (37)
 .722, 1984-85 (32)
 .722, 1980-81 (31)
 .720, 2003-04 (35)
 .720, 1978-79 (39)
 .718, 2002-03 (38)
 .716, 2001-02 (34)
 .715, 2013-14 (35)
 .713, 1987-88 (34)
 .711, 2020-21 (25)
 .709, 2015-16 (36)
 .709, 1995-96 (36)
 .708, 2004-05 (35)
 .707, 2006-07 (37)
 .706, 2011-12 (36)
 .705, 1997-98 (39)
 .703, 2007-08 (38)
 .703, 1996-97 (39)
 .701, 2017-18 (33)
 .700, 1977-78 (31)
 .697, 1983-84 (33)
 .696, 1999-00 (37)
 .695, 2018-19 (32)
 .694, 1986-87 (34)
 .693, 1981-82 (32)
 .687, 2000-01 (34)
 .682, 1992-93 (32)
 .673, 1991-92 (31)
 .671, 1989-90 (33)
 .668, 1998-99 (34)
 .666, 2010-11 (37)
 .665, 2009-10 (35)
 .663, 1988-89 (37)
 .662, 1976-77 (33)
 .661, 2008-09 (32)
 .654, 2019-20 (31)
 .652, 1990-91 (35)
 .643, 2021-22 (34)
 .627, 1985-86 (34)

SCORING AVERAGE

88.9, 1987-88 (34)
 88.8, 1997-98 (39)
 86.8, 1998-99 (34)
 83.3, 1991-92 (31)
 82.9, 1977-78 (31)
 82.7, 2000-01 (34)
 82.2, 1993-94 (33)
 81.5, 1988-89 (37)
 81.1, 1986-87 (34)
 81.0, 1978-79 (39)
 80.7, 1976-77 (33)
 80.3, 1992-93 (32)
 79.9, 2002-03 (38)
 79.9, 2001-02 (34)
 79.4, 1989-90 (33)

GENERAL

STAFF

PLAYERS

REVIEW

HISTORY

FACILITIES

NCAA

SEC

RECORDS

MEDIA INFO



SEASON STATISTICAL BREAKDOWN (CONTINUED)

79.3, 2010-11 (37)
 79.3, 1999-00 (37)
 79.2, 1994-95 (37)
 78.8, 1982-83 (33)
 78.5, 1990-91 (35)
 78.3, 2005-06 (36)
 77.9, 2013-14 (35)
 77.9, 1995-96 (36)
 77.7, 1979-80 (38)
 77.6, 2012-13 (35)
 77.6, 2011-18 (33)
 77.3, 1996-97 (39)
 76.7, 2007-08 (38)
 76.6, 1985-86 (34)
 74.6, 2018-19 (32)
 74.4, 2003-04 (35)
 74.3, 2009-10 (35)
 74.0, 2011-12 (36)
 73.6, 2006-07 (37)
 73.3, 2016-17 (32)
 73.2, 1981-82 (32)
 73.1, 1980-81 (31)
 72.2, 2004-05 (35)
 71.9, 2020-21 (25)
 71.3, 2014-15 (36)
 70.2, 2019-20 (31)
 70.1, 2021-22 (34)
 69.9, 2008-09 (32)
 69.8, 1984-85 (32)
 69.3, 1983-84 (33)
 65.6, 2015-16 (36)

POINTS

3464, 1997-98 (39)
 3161, 1978-79 (39)
 3037, 2002-03 (38)
 3021, 1987-88 (34)
 3016, 1988-89 (37)
 3014, 1996-97 (39)
 2953, 1979-80 (38)
 2952, 1998-99 (34)
 2934, 2010-11 (37)
 2933, 1999-00 (37)
 2932, 1994-95 (37)
 2916, 2007-08 (38)
 2819, 2005-06 (36)
 2812, 2000-01 (34)
 2803, 1995-96 (36)
 2758, 1986-87 (34)
 2746, 1990-91 (35)
 2725, 2013-14 (35)
 2724, 2006-07 (37)
 2717, 2012-13 (35)
 2715, 2001-02 (34)
 2714, 1993-94 (33)
 2664, 2011-12 (36)
 2662, 1976-77 (33)
 2620, 1989-90 (33)
 2605, 1985-86 (34)
 2603, 2003-04 (35)
 2600, 2009-10 (35)
 2600, 1982-83 (33)
 2582, 1991-92 (31)
 2572, 1977-78 (31)
 2570, 1992-93 (32)
 2567, 2014-15 (36)
 2561, 2017-18 (35)
 2526, 2004-05 (35)
 2388, 2018-19 (32)
 2382, 2021-22 (34)
 2362, 2015-16 (36)
 2346, 2016-17 (32)
 2344, 1981-82 (32)
 2306, 2008-09 (32)
 2286, 1983-84 (33)
 2265, 1980-81 (31)
 2233, 1984-85 (32)
 2176, 2019-20 (31)
 1797, 2020-21 (25)

PERSONAL FOULS

745, 1986-87 (34)
 710, 1978-79 (39)

693, 1985-86 (34)
 679, 1997-98 (39)
 676, 1994-95 (37)
 662, 1983-84 (33)
 662, 1996-97 (39)
 656, 1991-92 (31)
 653, 2004-05 (35)
 648, 1990-91 (35)
 644, 1982-83 (33)
 644, 2001-02 (34)
 633, 1993-94 (33)
 633, 1999-00 (37)
 633, 1979-80 (38)
 632, 1995-96 (36)
 630, 2000-01 (34)
 626, 1984-85 (32)
 624, 1987-88 (34)
 617, 2003-04 (35)
 616, 1998-99 (34)
 614, 2005-06 (36)
 613, 1989-90 (33)
 610, 2018-19 (32)
 607, 2015-16 (36)
 607, 1981-82 (32)
 593, 2006-07 (37)
 589, 2013-14 (35)
 587, 1988-89 (37)
 578, 2007-08 (38)
 573, 1992-93 (32)
 567, 1976-77 (33)
 566, 2008-09 (32)
 565, 2002-03 (38)
 557, 2010-11 (37)
 526, 2021-22 (34)
 524, 2009-10 (35)
 522, 1980-81 (31)
 520, 2011-12 (36)
 516, 2019-20 (31)
 515, 2012-13 (35)
 512, 2014-15 (36)
 503, 2017-18 (33)
 490, 1977-78 (31)
 466, 2016-17 (32)
 397, 2020-21 (25)

REBOUND AVERAGE

48.1, 2021-22 (34)
 46.9, 1992-93 (32)
 46.4, 1978-79 (39)
 46.3, 2010-11 (37)
 46.0, 2019-20 (31)
 45.6, 2020-21 (25)
 45.6, 2013-14 (35)
 45.5, 2000-01 (34)
 45.4, 1991-92 (31)
 44.9, 1976-77 (33)
 44.6, 1987-88 (34)
 44.3, 2002-03 (38)
 44.3, 1997-98 (39)
 44.1, 1994-95 (37)
 43.9, 2017-18 (33)
 43.8, 1993-94 (33)
 43.7, 1989-90 (33)
 43.7, 1985-86 (34)
 43.6, 1995-96 (36)
 43.5, 2011-12 (36)
 43.5, 2008-09 (32)
 43.4, 2009-10 (35)
 43.4, 2001-02 (34)
 43.3, 2012-13 (35)
 43.2, 1996-97 (39)
 43.0, 2018-19 (32)
 43.0, 1988-89 (37)
 42.6, 2003-04 (35)
 42.3, 1986-87 (34)
 42.3, 1981-82 (32)
 42.2, 1979-80 (38)
 42.2, 1998-99 (34)
 42.1, 2014-15 (36)
 42.0, 2004-05 (35)
 41.7, 1999-00 (37)
 41.5, 1990-91 (35)
 41.5, 1983-84 (33)

41.5, 1980-81 (31)
 41.2, 2016-17 (32)
 41.1, 2015-16 (36)
 40.9, 2007-08 (38)
 40.5, 1982-83 (33)
 40.5, 1984-85 (32)
 39.7, 1977-78 (31)
 39.4, 2005-06 (36)
 38.4, 2006-07 (37)

REBOUNDS

1811, 1978-79 (39)
 1728, 1997-98 (39)
 1713, 2010-11 (37)
 1684, 1996-97 (39)
 1682, 2002-03 (38)
 1637, 2021-22 (34)
 1630, 1994-95 (37)
 1604, 1979-80 (38)
 1595, 2013-14 (35)
 1590, 1988-89 (37)
 1571, 1995-96 (36)
 1567, 2011-12 (36)
 1555, 2007-08 (38)
 1548, 2000-01 (34)
 1542, 1999-00 (37)
 1519, 2009-10 (35)
 1518, 1987-88 (34)
 1515, 2012-13 (35)
 1514, 2014-15 (36)
 1501, 1992-93 (32)
 1491, 2003-04 (35)
 1486, 1985-86 (34)
 1483, 1976-77 (33)
 1481, 2015-16 (36)
 1476, 2001-02 (34)
 1469, 2004-05 (35)
 1451, 1990-91 (35)
 1449, 2017-18 (33)
 1447, 1993-94 (33)
 1441, 1989-90 (33)
 1437, 1986-87 (34)
 1435, 2008-09 (32)
 1434, 1998-99 (34)
 1425, 2019-20 (31)
 1421, 2006-07 (37)
 1418, 2005-06 (36)
 1407, 1991-92 (31)
 1375, 2018-19 (32)
 1368, 1983-84 (33)
 1353, 1981-82 (32)
 1337, 1982-83 (33)
 1317, 2016-17 (32)
 1297, 1984-85 (32)
 1285, 1980-81 (31)
 1233, 1977-78 (31)
 1139, 2020-21 (25)

ASSISTS

715, 1979-80 (38)
 661, 1978-79 (39)
 660, 1987-88 (34)
 660, 1985-86 (34)
 631, 2002-03 (38)
 625, 1986-87 (34)
 624, 1997-98 (39)
 623, 1988-89 (37)
 611, 2007-08 (38)
 611, 1980-81 (31)
 594, 1982-83 (33)
 574, 1981-82 (32)
 569, 2006-07 (37)
 568, 2000-01 (34)
 556, 2005-06 (36)
 555, 1983-84 (33)
 550, 2009-10 (35)
 545, 1999-00 (37)
 542, 1995-96 (36)
 536, 2013-14 (35)
 533, 2014-15 (36)
 533, 1994-95 (37)
 526, 2017-18 (33)
 526, 1996-97 (39)

525, 2011-12 (36)
 525, 1989-90 (33)
 522, 2010-11 (37)
 519, 1990-91 (35)
 512, 2012-13 (35)
 512, 1998-99 (34)
 508, 1993-94 (33)
 506, 2019-20 (31)
 502, 2003-04 (35)
 502, 1984-85 (32)
 497, 2021-22 (34)
 486, 2004-05 (35)
 485, 2015-16 (36)
 474, 2001-02 (34)
 468, 1986-17 (32)
 455, 1991-92 (31)
 454, 2018-19 (32)
 445, 2008-09 (33)
 413, 1992-93 (32)
 366, 2020-21 (25)

BLOCKS

238, 1997-98 (39)
 226, 2009-10 (35)
 223, 2007-08 (38)
 215, 2019-20 (31)
 202, 2006-07 (37)
 202, 2005-06 (36)
 195, 2010-11 (37)
 191, 2021-22 (34)
 183, 2000-01 (34)
 167, 2011-12 (36)
 163, 1998-99 (34)
 162, 2002-03 (38)
 156, 2003-04 (35)
 155, 2008-09 (33)
 150, 2015-16 (36)
 143, 2012-13 (35)
 140, 2014-15 (36)
 137, 2020-21 (25)
 136, 2017-18 (33)
 135, 2013-14 (35)
 134, 1996-97 (39)
 133, 1985-86 (34)
 130, 2004-05 (35)
 128, 2001-02 (34)
 127, 2016-17 (32)
 127, 1987-88 (34)
 126, 1988-89 (37)
 118, 1999-00 (37)
 112, 1995-96 (36)
 111, 1986-87 (34)
 110, 1984-85 (32)
 100, 1993-94 (33)
 100, 1991-92 (31)
 98, 1992-93 (32)
 95, 2018-19 (32)
 94, 1989-90 (33)
 94, 1984-85 (32)
 91, 1982-83 (33)
 87, 1981-82 (32)
 87, 1979-80 (38)
 85, 1980-81 (31)
 84, 1990-91 (35)
 83, 1983-84 (33)
 73, 1978-79 (39)

STEALS

567, 1997-98 (39)
 567, 1978-79 (39)
 495, 1988-89 (37)
 451, 1979-80 (38)
 445, 2007-08 (38)
 436, 2006-07 (37)
 419, 1999-00 (37)
 400, 1986-87 (34)
 391, 1998-99 (34)
 384, 1987-88 (34)
 377, 2001-02 (34)
 376, 1985-86 (34)
 366, 1992-93 (32)
 361, 1983-84 (33)
 359, 1994-95 (37)

358, 1984-85 (32)
 356, 1982-83 (33)
 352, 1996-97 (39)
 350, 2002-03 (38)
 350, 1991-92 (31)
 345, 2004-05 (35)
 342, 1989-90 (33)
 339, 1995-96 (36)
 336, 1993-94 (33)
 327, 1981-81 (32)
 323, 2005-06 (36)
 319, 2014-15 (36)
 315, 1980-81 (31)
 313, 1990-91 (35)
 312, 2012-13 (35)
 307, 2000-01 (34)
 300, 2015-16 (36)
 287, 2011-12 (36)
 286, 2017-18 (31)
 283, 2003-04 (35)
 280, 2010-11 (37)
 273, 2013-14 (35)
 253, 2018-19 (32)
 249, 2008-09 (33)
 239, 2009-10 (35)
 211, 2021-22 (34)
 197, 2016-17 (32)
 169, 2019-20 (31)
 165, 2020-21 (25)

PTS. ALLOWED AVG.

55.5, 2006-07 (37)
 56.3, 2014-15 (36)
 56.4, 2010-11 (37)
 571, 2009-10 (35)
 58.5, 2002-03 (38)
 58.6, 2007-08 (38)
 58.6, 1988-89 (37)
 58.7, 1997-98 (39)
 58.7, 1994-95 (37)
 59.0, 2015-16 (36)
 601, 2011-12 (36)
 601, 2004-05 (35)
 60.3, 2019-20 (31)
 61.0, 2005-06 (36)
 61.1, 2021-22 (34)
 61.2, 1976-1977 (33)
 61.9, 2000-01 (34)
 62.1, 1992-93 (32)
 62.5, 2020-21 (25)
 62.5, 2003-04 (35)
 62.6, 1999-00 (37)
 62.6, 1989-90 (33)
 62.9, 2013-14 (35)
 63.1, 1988-89 (34)
 63.7, 2008-09 (33)
 63.9, 2012-13 (35)
 64.0, 1993-94 (33)
 64.3, 1980-81 (31)
 64.3, 2017-18 (33)
 64.3, 1995-96 (36)
 64.8, 1979-1980 (38)
 65.0, 2001-02 (34)
 65.1, 1991-92 (31)
 65.7, 1975-1976 (27)
 65.8, 1996-97 (39)
 65.8, 1990-91 (35)
 65.9, 2016-17 (32)
 66.1, 1983-84 (33)
 66.1, 1978-1979 (39)
 66.0, 1985-86 (34)
 66.6, 1984-85 (32)
 66.7, 1982-83 (33)
 67.4, 1987-88 (34)
 67.4, 1986-87 (34)
 67.6, 1977-1978 (31)
 68.2, 1981-82 (32)
 69.1, 2018-19 (32)
 73.4, 1974-1975 (24)

FINAL YEARLY RANKING IN THE AP POLL

1977

1. Delta St.
2. Immaculata
3. St. Joseph's
4. Cal-St. Fullerton
5. **TENNESSEE**

1978

1. **TENNESSEE**
2. Wayland Baptist
3. N. Carolina St.
4. Montclair St.
5. UCLA

1979

1. Old Dominion
2. Louisiana Tech
3. **TENNESSEE**
4. Texas
5. Stephen. F. Austin

1980

1. Old Dominion
2. **TENNESSEE**
3. Louisiana Tech
4. South Carolina
5. Stephen. F. Austin

1981

1. Louisiana Tech
2. **TENNESSEE**
3. Old Dominion
4. Southern Cal
5. Cheyney

1982

1. Louisiana Tech
2. Cheyney
3. Maryland
4. **TENNESSEE**
5. Texas

1983

1. Louisiana Tech
2. Southern Cal
3. Texas
4. Old Dominion
5. Cheyney
9. **TENNESSEE**

1984

1. Texas
2. Louisiana Tech
3. Georgia
4. Old Dominion
5. Southern Cal
15. **TENNESSEE**

1985

1. Texas
2. Northeast La.
3. Long Beach St.
4. Louisiana Tech
5. Old Dominion
13. **TENNESSEE**

1986

1. Texas
2. Georgia
3. Southern Cal
4. Louisiana Tech
5. Western Ky.
15. **TENNESSEE**

1987

1. Texas
2. Auburn
3. Louisiana Tech
4. Long Beach St.
5. Rutgers
7. **TENNESSEE**

1988

1. **TENNESSEE**
2. Iowa
3. Auburn
4. Texas
5. Louisiana Tech

1989

1. **TENNESSEE**
2. Auburn
3. Old Dominion
4. Stanford
5. Maryland

1990

1. Louisiana Tech
2. Stanford
3. Washington
4. **TENNESSEE**
5. UNLV

1991

1. Penn St.
2. Virginia
3. Georgia
4. **TENNESSEE**
5. Purdue

1992

1. Virginia
2. **TENNESSEE**
3. Stanford
4. Stephen F. Austin
5. Mississippi U.

1993

1. Vanderbilt
2. **TENNESSEE**
3. Ohio St.
4. Iowa
5. Texas Tech

1994

1. **TENNESSEE**
2. Penn St.
3. Connecticut
4. North Carolina
5. Colorado

1995

1. Connecticut
2. Colorado
3. **TENNESSEE**
4. Stanford
5. Texas Tech

1996

1. Louisiana Tech
2. Connecticut
3. Stanford
4. **TENNESSEE**
5. Georgia

1997

1. Connecticut
2. Old Dominion
3. Stanford
4. North Carolina
5. Louisiana Tech
10. **TENNESSEE**

1998

1. **TENNESSEE**
2. Old Dominion
3. Connecticut
4. Louisiana Tech
5. North Carolina

1999

1. Purdue
2. **TENNESSEE**
3. Louisiana Tech
4. Connecticut
5. Old Dominion

2000

1. Connecticut
2. **TENNESSEE**
3. Louisiana Tech
4. Georgia
5. Notre Dame

2001

1. Connecticut
2. Notre Dame
3. **TENNESSEE**
4. Georgia
5. Duke

2002

1. Connecticut
2. Oklahoma
3. Duke
4. Vanderbilt
5. Stanford
6. **TENNESSEE**

2003

1. Connecticut
2. Duke
3. LSU
4. **TENNESSEE**
5. Texas

2004

1. Duke
2. **TENNESSEE**
3. Purdue
4. Texas
5. Penn State

2005

1. Stanford
2. LSU
3. **TENNESSEE**
4. North Carolina
5. Duke

2006

1. North Carolina
2. Ohio State
3. Maryland
4. Duke
5. LSU
6. **TENNESSEE**

2007

1. Duke
2. North Carolina
3. **TENNESSEE**
4. Connecticut
5. Stanford

2008

1. Connecticut
2. North Carolina
3. **TENNESSEE**
4. Stanford
5. Maryland

2009

1. Connecticut
2. Stanford
3. Maryland
4. Oklahoma
5. Baylor
18. **TENNESSEE**

2010

1. Connecticut
2. Stanford
3. **TENNESSEE**
4. Nebraska
5. Xavier

2011

1. Connecticut
2. Stanford
3. Baylor
4. **TENNESSEE**
5. Xavier

2012

1. Baylor
2. Stanford
3. Connecticut
4. Notre Dame
5. Maryland
9. **TENNESSEE**

2013

1. Baylor
2. Notre Dame
3. Connecticut
4. Stanford
5. Duke
10. **TENNESSEE**

2014

1. Connecticut
2. Notre Dame
3. **TENNESSEE**
4. Louisville
5. Baylor

2015

1. Connecticut
2. Notre Dame
3. South Carolina
4. Maryland
5. Baylor
6. **TENNESSEE**

2016

1. Connecticut
2. Notre Dame
3. South Carolina
4. Baylor
5. Maryland
- RV. **TENNESSEE**

2017

1. Connecticut
2. Baylor
3. Notre Dame
4. South Carolina
5. Maryland
- RV. **TENNESSEE**

2018

1. Connecticut
2. Baylor
3. Louisville
4. Mississippi State
5. Notre Dame
12. **TENNESSEE**

2019

1. Baylor
2. UConn
3. Notre Dame
4. Mississippi State
5. Notre Dame
- NR. **TENNESSEE**

2020

1. South Carolina
2. Oregon
3. Baylor
4. Maryland
5. UConn
- NR. **TENNESSEE**

2021

1. UConn
2. Stanford
3. NC State
4. Texas A&M
5. Baylor
13. **TENNESSEE**

2022

1. South Carolina
2. Stanford
3. NC State
4. Louisville
5. UConn
18. **TENNESSEE**

GENERAL

STAFF

PLAYERS

REVIEW

HISTORY

FACILITIES

NCAA

SEC

RECORDS

MEDIA INFO



RECORDS

WEEK-BY-WEEK AP POLL

Week	1	2	3	4	5	6	7	8	9	10	11	12	13	14	15	16	17	18	19	20
1976-77	nr	17	19	16	13	12	10	12	10	5	--	--	--	--	--	--	--	--	--	--
1977-78	1	5	5	3	2	3	3	3	1	1	1	1	1	--	--	--	--	--	--	--
1978-79	1	1	1	5	5	5	4	4	7	8	6	6	6	8	8	6	3	--	--	--
1979-80	4	4	3	3	5	5	5	5	4	6	5	4	4	4	3	2	2	--	--	--
1980-81	3	3	3	6	7	7	9	7	7	10	11	7	7	4	3	3	2	2	--	--
1981-82	2	7	10	14	18	19	20	nr	nr	nr	nr	20	13	8	11	10	8	4	--	--
1982-83	4	4	5	9	11	12	12	11	8	8	8	6	4	5	8	10	9	--	--	--
1983-84	5	5	7	9	10	11	11	8	12	11	9	7	6	10	10	14	15	--	--	--
1984-85	14	12	16	15	nr	nr	nr	nr	nr	nr	nr	nr	nr	20	18	15	13	--	--	--
1985-86	9	11	11	13	12	11	11	12	11	11	10	14	15	14	15	15	--	--	--	--
1986-87	3	3	3	1	1	1	2	2	3	3	5	7	9	8	8	7	--	--	--	--
1987-88	1	1	1	3	3	3	4	4	4	4	4	4	3	3	3	3	1	--	--	--
1988-89	1	1	1	1	1	1	1	1	2	2	2	3	3	2	2	2	1	--	--	--
1989-90	1	1	1	2	4	7	5	5	3	3	5	5	4	4	3	3	4	--	--	--
1990-91	6	3	6	10	9	7	5	4	2	4	3	5	4	4	4	3	4	--	--	--
1991-92	1	1	1	1	3	3	3	3	2	4	4	4	3	2	2	2	2	2	--	--
1992-93	2	1	1	1	1	2	2	2	2	1	1	1	1	1	2	2	--	--	--	--
1993-94	1	1	1	1	1	1	1	1	1	2	2	2	1	1	1	1	1	--	--	--
1994-95	1	1	1	1	1	1	1	1	1	2	2	2	2	2	2	2	2	3	--	--
1995-96	6	4	3	2	2	4	5	4	4	6	4	3	6	5	5	5	4	4	--	--
1996-97	4	3	5	4	5	6	6	8	9	9	8	9	9	8	8	8	11	10	--	--
1997-98	1	1	1	1	1	1	1	1	1	1	1	1	1	1	1	1	1	1	--	--
1998-99	1	4	3	3	2	2	2	2	2	1	1	1	1	1	1	2	2	2	--	--
1999-00	2	5	5	3	2	2	2	2	2	2	2	4	4	2	2	2	2	2	2	--
2000-01	2	2	2	2	2	2	2	2	2	2	2	3	3	2	2	1	1	3	3	--
2001-02	2	2	2	2	2	2	2	2	2	2	2	2	3	3	4	3	6	6	--	--
2002-03	2	2	4	4	4	4	5	5	5	5	4	4	3	3	3	3	3	4	4	--
2003-04	4	3	3	3	2	2	2	5	5	2	1	1	3	3	2	1	5	2	--	--
2004-05	1	1	1	4	9	9	9	8	10	8	7	5	5	5	6	5	5	3	3	--
2005-06	2	2	2	1	1	1	1	1	1	1	1	5	5	5	5	8	7	6	--	--
2006-07	5	5	4	4	6	5	5	4	4	4	4	3	3	3	2	2	4	3	--	--
2007-08	1	1	1	1	1	1	3	3	2	2	2	2	2	1	3	3	3	3	--	--
2008-09	5	9	7	7	11	8	8	7	13	10	13	12	15	13	18	19	18	18	--	--
2009-10	6	6	6	4	3	4	4	4	4	4	5	5	5	5	4	4	4	3	--	--
2010-11	4	4	9	8	6	6	5	5	5	5	5	5	5	4	4	4	4	4	--	--
2011-12	3	3	6	8	7	6	6	7	6	6	9	7	8	11	13	10	13	9	9	--
2012-13	20	24	20	16	14	13	10	13	12	9	9	9	9	12	12	11	8	9	10	10
2013-14	4	4	3	3	3	3	3	5	8	12	11	10	8	10	10	6	4	3	--	--
2014-15	4	4	4	14	11	11	8	8	7	6	5	6	6	6	6	6	5	6	--	--
2015-16	4	4	4	8	16	14	14	13	12	13	18	19	23	25	24	rv	nr	rv	--	--
2016-17	13	13	17	22	rv	nr	rv	rv	rv	rv	nr	rv	rv	24	rv	rv	rv	rv	--	--
2017-18	14	13	12	12	11	7	7	7	6	6	10	12	11	11	15	12	12	--	--	--
2018-19	11	12	11	11	9	9	9	10	10	13	20	rv	nr	nr	nr	nr	nr	nr	--	--
2019-20	rv	rv	23	20	17	23	23	22	22	23	24	23	22	23	25	rv	nr	rv	nr	nr
2020-21	rv	rv	nr	nr	rv	rv	rv	rv	23	25	20	18	16	21	20	14	14	13	--	--
2021-22	15	16	11	11	9	7	7	7	7	5	5	4	7	13	12	16	18	19	18	--

-- denotes no poll nr - denotes not ranked rv - denotes receiving votes



Tennessee celebrated a 63-55 road win at No. 13/13 Georgia on Jan. 23, 2022, that propelled the Lady Vols to No. 4 in the AP poll and their highest ranking since holding the same spot for three weeks at the beginning of the 2015-16 campaign. Season-ending injuries to Keyen Green and Jordan Horston, however, contributed to UT finishing the year at No. 18.

RECORDS BY CONFERENCE

SOUTHEASTERN CONFERENCE		
Alabama	53	8
Arkansas	33	5
Auburn	47	12
Florida	54	5
Georgia	53	19
Kentucky	52	16
Louisiana State	57	17
Mississippi	51	8
Mississippi State	38	7
Missouri	13	3
South Carolina	51	11
Texas A&M	9	7
Vanderbilt	76	10
TOTAL	587	128

AMERICAN ATHLETIC CONFERENCE		
Cincinnati	0	3
East Carolina	2	0
Memphis	26	1
South Florida	1	0
SMU	1	0
Temple	2	0
UCF	1	0
Wichita State	3	0
TOTAL	36	4

AMERICA EAST CONFERENCE		
Albany	1	0
Maine	2	0
Vermont	2	0
TOTAL	5	0

ATLANTIC COAST CONFERENCE		
Boston College	3	0
Clemson	12	1
Duke	5	6
Florida State	2	0
Georgia Tech	6	0
Louisville	2	3
Miami	2	0
North Carolina	16	3
North Carolina State	12	3
Notre Dame	22	8
Pittsburgh	5	0
Syracuse	1	1
Virginia	14	3
Virginia Tech	8	2
Wake Forest	2	0
TOTAL	112	30

ATLANTIC SUN CONFERENCE		
Liberty	2	0
Lipscomb	3	0
Stetson	8	0
TOTAL	13	0

ATLANTIC 10 CONFERENCE		
Davidson	1	0
Dayton	3	0
Fordham	1	0
George Mason	1	0
George Washington	10	0
LaSalle	1	0
Richmond	1	0
St. Joseph's	5	0
Saint Louis	1	0
TOTAL	24	0

BIG EAST CONFERENCE		
Creighton	1	0
DePaul	20	0
Georgetown	0	1
Marquette	3	0
Providence	3	0
St. John's	2	0
UConn	9	16
Villanova	1	0
Xavier	0	1
TOTAL	39	18

BIG SKY CONFERENCE		
Montana	2	0
Portland State	1	0
TOTAL	3	0

BIG SOUTH CONFERENCE		
Longwood	1	0
Presbyterian	1	0
Radford	1	0
UNC Asheville	1	0
Winthrop	3	2
TOTAL	7	2

BIG TEN CONFERENCE		
Illinois	7	0
Indiana	2	0
Iowa	2	1
Maryland	10	5
Michigan	0	1
Michigan State	2	1
Minnesota	1	0
Nebraska	2	0
Northwestern	3	0
Ohio State	10	1
Penn State	9	2
Purdue	7	1
Rutgers	20	3
Wisconsin	5	0
TOTAL	80	15

BIG 12 CONFERENCE		
Baylor	2	6
Kansas	4	0
Kansas State	4	0
Oklahoma	5	1
Oklahoma State	4	0
TCU	4	0
Texas	26	16
Texas Tech	6	0
West Virginia	6	1
TOTAL	61	24

BIG WEST CONFERENCE		
Fullerton State	1	0
Long Beach State	4	3
TOTAL	5	3

COLONIAL ATHLETIC ASSOCIATION		
College of Charleston	1	0
James Madison	4	0
UNCW	1	0
TOTAL	6	0

CONFERENCE USA		
Charlotte	3	0
FIU	1	0
Florida Atlantic	2	0
Louisiana Tech	24	17
Marshall	3	0
Middle Tennessee	22	0
Old Dominion	36	9
Rice	1	0
UAB	3	0
Western Kentucky	8	1
TOTAL	103	27

HORIZON LEAGUE		
Oakland	1	0
Wisconsin-Green Bay	2	0
Youngstown State	2	0
TOTAL	5	0

IVY LEAGUE		
Penn	1	0
Princeton	1	0
TOTAL	2	0

METRO ATLANTIC ATHLETIC CONFERENCE		
Manhattan	1	0
Marist	1	0
TOTAL	2	0

MID-AMERICAN CONFERENCE		
Akron	1	0
Ball State	0	1
Buffalo	1	0
Miami (Ohio)	1	0
Northern Illinois	3	0
Toledo	1	0
Western Michigan	2	0
TOTAL	9	1

MID-EASTERN ATHLETIC CONFERENCE		
Florida A&M	2	0
Howard	1	0
North Carolina A&T	1	0
South Carolina State	2	0
TOTAL	6	0

MISSOURI VALLEY CONFERENCE		
Drake	1	0
Illinois State	2	0
Southern Illinois	3	0
(SW) Missouri State	1	0
TOTAL	7	0

MOUNTAIN WEST CONFERENCE		
Air Force	1	0
Boise State	1	0
Colorado State	1	0
San Jose State	1	0
UNLV	1	0
TOTAL	5	0

NORTHEAST CONFERENCE		
Saint Francis	1	0
TOTAL	1	0

OHIO VALLEY CONFERENCE		
Austin Peay	6	0
Belmont	5	6
Eastern Illinois	1	0
Eastern Kentucky	8	1
Murray State	1	0
Tennessee-Martin	14	2
Tennessee State	6	0
Tennessee Tech	17	12
Tennessee Tech JV	1	0
TOTAL	59	21

PACIFIC-12 CONFERENCE		
Arizona	3	0
Arizona State	4	0
Colorado	3	1
Oregon	1	0
Oregon State	4	1
Stanford	25	13
UCLA	18	2
USC	8	7
Washington	1	0
Washington State	1	0
TOTAL	68	24

PATRIOT LEAGUE		
Army	2	0
Colgate	1	0
Navy	1	0
TOTAL	4	0

SOUTHERN CONFERENCE		
Chattanooga	28	8
East Tennessee State	25	2(1)
Furman	5	0
Mercer	0	1
UNC Greensboro	1	2
Western Carolina	10	7
TOTAL	69	20(1)

SOUTHLAND CONFERENCE		
Central Arkansas	3	0
Lamar	1	0
Northwestern State	1	0
Stephen F. Austin	3	3
TOTAL	8	3

SOUTHWESTERN ATHLETIC CONFERENCE		
Alabama State	2	0
Alcorn State	1	0
Arkansas-Pine Bluff	1	0
Grambling State	1	0
Jackson State	1	0
TOTAL	6	0

SUMMIT LEAGUE		
Oral Roberts	3	0
South Dakota	1	0
TOTAL	4	0

SUN BELT CONFERENCE		
Appalachian State	4	5
Georgia State	2	0
Louisiana-Monroe	0	1
Troy	3	0
TOTAL	9	6

WEST COAST CONFERENCE		
Brigham Young	1	0
Gonzaga	4	0
Pepperdine	1	0
Portland	2	0
San Francisco	2	0
Santa Clara	1	0
St. Mary's (Calif.)	1	0
TOTAL	12	0

NCAA DIVISION II		
Anderson (S.C.)	2	0
Carson-Newman	14	2
Cheyney	1	0
Delta State	4	2
Edinboro	0	1
Hawaii Pacific	1	0
Mars Hill	1	0
Puerto Rico-Mayaguez	1	0
Tusculum	1	0
Valdosta State	3	1
Virginia State	0	1
TOTAL	28	7

NCAA DIVISION III		
Immaculata	1	0
Montclair State	0	1
Roanoke	1	0
TOTAL	2	1

NAIA		
Cumberland (Tenn.)	2	0
Milligan	5	0
Shorter	1	0
Union (Tenn.)	0	3
TOTAL	8	3

NJCAA		
Chattanooga State	1	0
Gulf Coast	2	0
Walters State	1	0
TOTAL	4	0

- Exhibition games not counted in totals, (1) - Denotes tie

GENERAL
STAFF
PLAYERS
REVIEW
HISTORY
FACILITIES
NCAA
SEC
RECORDS
MEDIA INFO



SERIES RECORDS

DATE	AP RANK UT/OPP	ESPN RANK UT/OPP	SITE	W/L	SCORE
------	-------------------	---------------------	------	-----	-------

AIR FORCE 1-0

12/1/2019	20/nr	25/nr	H	W	81-54
-----------	-------	-------	---	---	-------

AIX-EN-PROVENCE (FRANCE) N/A

8/20/1999			A91	W-ex	66-57
-----------	--	--	-----	------	-------

AK SELECT (FRANCE) N/A

8/13/2019			A144	W-ex	93-43
-----------	--	--	------	------	-------

AKRON 1-0

12/18/1997	1/nr	1/nr	N81	W	98-63
------------	------	------	-----	---	-------

ALABAMA 53-8

1/22/1977	12/nr		H	W	83-57
2/11/1978	3/nr		A	W	72-53
1/17/1979	4/nr		H	W	85-52
1/10/1980	5/nr		A	W	88-68
11/28/1980	3/nr		N29	W	74-62
1/30/1981	10/nr		N31	L	71-77
2/8/1981	11/nr		H	W	68-54
3/4/1983	8/nr		H	W	91-73
3/3/1984	10/17		N40	L	66-85
3/23/1984	15/12		H	W	65-58
1/18/1986	12/nr	13/nr	H	W	89-71
2/25/1987	8/nr	8/nr	A	W	108-77
1/23/1988	4/nr	4/nr	H	W	97-70
2/26/1989	2/nr	2/nr	A	W	81-65
3/4/1989	2/nr	2/nr	N51	W	89-61
2/24/1990	4/nr	4/nr	H	W	80-65
1/9/1991	4/nr	3/nr	A	W	86-61
1/26/1992	4/24	4/24	H	W	82-72
1/23/1993	2/nr	2/nr	A	W	86-74
2/5/1994	2/15	2/15	H	W	85-69
3/6/1994	1/16	1/15	N65	W	72-56
2/5/1995	2/16	2/13	A	W	95-44
3/5/1995	2/16	2/15	N65	W	84-70
1/28/1996	4/18	5/17	H	W	81-69
3/4/1996	4/10	4/10	N65	W	64-60
1/26/1997	8/4	9/4	A	W	63-60
2/1/1998	1/nr	1/nr	H	W	73-66
3/1/1998	1/20	1/19	N82	W	67-63
1/31/1999	1/23	1/21	A	W	85-73
2/27/1999	2/24	2/nr	N65	W	80-69
2/6/2000	4/nr	4/nr	H	W	65-47
2/4/2001	3/nr	3/nr	A	W	97-75
3/2/2001	1/nr	1/nr	N94	W	82-52
1/20/2002	2/nr	3/nr	H	W	82-57
1/16/2003	5/nr	5/nr	A	W	88-45
1/18/2004	5/nr	5/nr	H	W	72-51
2/27/2005	5/nr	5/nr	A	W	94-81
1/29/2006	1/nr	3/nr	H	W	89-54
2/19/2006	5/nr	5/nr	A	W	82-65
1/3/2007	4/nr	4/nr	H	W	72-36
1/28/2007	4/nr	4/nr	A	W	80-51
2/21/2008	3/nr	3/nr	A	W	85-58
2/12/2009	15/nr	18/nr	H	W	80-61
3/5/2009	19/nr	24/nr	N107	W	68-49
2/18/2010	5/nr	5/nr	A	W	74-67
1/6/2011	5/nr	6/nr	H	W	110-45
1/26/2012	7/nr	9/nr	A	W	86-56
1/20/2013	9/nr	9/nr	H	W	96-69
2/2/2014	10/nr	10/nr	A	W	64-54
2/19/2015	6/nr	6/nr	H	W	77-56
1/31/2016	19/nr	23/nr	H	W	70-42
2/25/2016	nr/nr	nr/nr	A	L	46-54
2/16/2017	rv/nr	rv/nr	A	L	57-65
3/2/2017	rv/nr	rv/nr	N114	L	64-72
2/15/2018	11/nr	11/nr	H	L	63-72
1/17/2019	20/nr	17/nr	A	L	65-86
1/20/2020	23/nr	23/nr	H	W	65-63
1/17/2021	23/rv	24/nr	A	W	82-56
12/30/2021	7/nr	9/nr	H	W	62-44
2/17/2022	12/nr	8/nr	A	L	64-74
3/4/2022	18/nr	15/nr	N101	W	74-59

ALABAMA-BIRMINGHAM (UAB) 3-0

1/2/1983	12/nr		H	W	78-66
12/1/1995	3/nr	2/nr	N70	W	77-42
11/24/2018	19/nr	20/nr	N140	W	73-69 (OT)

ALABAMA STATE 2-0

3/22/2003	4/nr	4/nr	H	W	95-43
12/3/2017	12/nr	13/nr	H	W	104-51

DATE	AP RANK UT/OPP	ESPN RANK UT/OPP	SITE	W/L	SCORE
------	-------------------	---------------------	------	-----	-------

ALBANY 1-0

11/27/2015	4/nr	5/rv	H	W	63-55
------------	------	------	---	---	-------

ALCORN STATE 1-0

11/25/2012	20/nr	15/nr	H	W	90-37
------------	-------	-------	---	---	-------

ANDERSON JC 2-0

2/15/1975			N1	W	78-66
2/19/1977	12/nr		N1	W	77-50

APPALACHIAN STATE 4-5

2/28/1969			N2	L	50-58 (OT)
3/1/1969			N2	L	33-35 (OT)
2/7/1970			A	L	*
3/4/1970			H	*	*
2/17/1973			N1	L	57-67
2/14/1975			N1	W	94-69
3/11/1976			N14	L	71-88
2/18/1977	12/nr		N1	W	82-65
3/13/1999	2/nr	2/nr	H	W	113-54
12/14/2016	nr/nr	rv/nr	H	W	92-66

ARGENTINEAN NATIONAL TEAM N/A

6/18/1987			N53	W-ex	88-44
-----------	--	--	-----	------	-------

ARIZONA 3-0

12/7/1993	1/nr	1/nr	A	W	65-63
1/2/1995	1/nr	1/nr	H	W	109-57
3/20/2000	2/21	2/20	H	W	75-60

ARIZONA STATE 4-0

12/27/2000	2/nr	2/nr	N97	W	67-63
11/19/2006	5/11	4/11	A	W	83-74
11/21/2010	4/nr	4/nr	H	W	80-64
3/20/2016	rv/11	nr/11	A137	W	68-52

ARKANSAS 33-5

2/29/1992	2/nr	2/nr	H	W	105-59
2/27/1993	1/nr	1/nr	A	W	72-55
1/2/1994	1/nr	1/nr	H	W	89-67
2/7/1995	2/20	2/23	A	W	87-67
1/17/1996	6/20	5/20	H	W	78-66
12/29/1996	6/22	6/24	A	L	75-77
1/1/1998	1/25	1/nr	H	W	88-58
3/27/1998	1/nr	1/nr	N84	W	86-58
12/17/1998	2/nr	2/nr	A	W	82-62
1/10/2000	2/nr	2/nr	H	W	79-69
1/7/2001	2/nr	2/nr	A	W	76-61
2/7/2002	3/nr	4/nr	H	W	93-65
1/30/2003	4/12	4/11	A	W	92-79
1/8/2004	5/nr	5/nr	H	W	83-44
2/26/2004	2/nr	2/nr	A	W	93-71
1/13/2005	8/nr	10/nr	H	W	72-54
2/20/2005	6/nr	6/nr	A	W	84-71
2/5/2006	5/nr	5/nr	H	W	77-37
2/22/2007	2/nr	2/nr	A	W	75-68 (OT)
1/24/2008	2/nr	2/nr	H	W	98-55
1/22/2009	10/nr	12/nr	A	W	76-67
2/4/2010	5/nr	5/nr	H	W	74-57
1/30/2011	5/nr	6/nr	A	W	72-53
1/8/2012	6/nr	7/nr	A	W	69-38
2/23/2012	10/nr	9/nr	H	L	71-72 (OT)
2/24/2013	11/nr	10/nr	A	W	60-54
1/30/2014	10/nr	10/nr	H	W	70-60
1/1/2015	7/nr	9/nr	A	W	60-51
1/14/2016	13/nr	15/nr	A	L	59-64
2/4/2016	23/nr	25/nr	H	W	75-57
3/3/2016	nr/nr	nr/nr	N136	W	68-51
2/19/2017	rv/nr	rv/nr	H	W	59-46
2/8/2018	11/nr	11/nr	A	W	90-85
1/21/2019	rv/nr	17/nr	H	L	79-80
2/20/2020	rv/22	rv/25	A	L	75-83
1/7/2021	rv/13	rv/13	H	W	88-73
1/2/2022	7/nr	9/nr	A	W	70-63
1/31/2022	7/nr	7/nr	H	W	86-83 (OT)

ARKANSAS-PINE BLUFF 1-0

11/26/2019	20/nr	25/nr	H	W	92-51
------------	-------	-------	---	---	-------

ARMY 2-0

11/30/2002	4/nr	5/nr	N105	W	96-44
3/19/2006	6/nr	6/nr	N118	W	102-54

SERIES RECORDS

DATE	AP RANK UT/OPP	ESPN RANK UT/OPP	SITE	W/L	SCORE
------	-------------------	---------------------	------	-----	-------

ARVIKA (SWEDEN)					N/A
11/13/1989			H	W-ex	97-54

ATHLETES IN ACTION					N/A
11/21/1990			H	W-ex	96-64
11/22/1992			H	L-ex	68-70
11/18/1993			H	W-ex	76-73
11/17/1994			H	W-ex	78-65
11/16/2000			H	W-ex	108-78
11/18/2003			H	W-ex	88-64

AUBURN					47-12
2/9/1980	5/nr		H	W	72-61
3/6/1983	10/15		H	W	83-75
3/4/1985	15/9	24/10	N44	W	63-60
2/8/1986	10/11	12/13	H	L	60-66
1/14/1987	2/3	2/3	A	L	69-75
3/6/1987	8/2	8/2	N51	L	96-102
3/21/1987	7/2	7/2	H	W	77-61
1/9/1988	4/2	4/3	H	L	68-71
3/7/1988	3/1	2/1	N51	W	73-70
1/6/1989	1/3	1/3	A	L	59-67
3/6/1989	2/1	2/1	N51	W	66-51
4/2/1989	1/2	1/2	N55	W	76-60
2/3/1990	5/14	6/14	H	W	76-65
3/5/1990	3/11	3/11	N51	L	77-78
1/19/1991	2/10	2/10	A	L	65-70
3/3/1991	4/5	4/5	N51	W	70-62
3/23/1991	4/6	3/6	H	W	69-65
1/30/1992	4/nr	4/nr	H	W	69-54
1/12/1993	2/9	2/8	A	W	70-59
1/15/1994	1/21	1/20	H	W	58-46
1/14/1995	1/nr	1/nr	A	W	68-43
2/18/1996	5/20	5/18	H	W	72-67 (OT)
2/15/1997	8/nr	9/nr	A	W	76-63
3/2/1997	8/nr	11/nr	N65	L	59-61
2/14/1998	1/nr	1/nr	H	W	79-63
2/14/1999	1/17	1/21	A	W	71-63
2/27/2000	2/11	3/14	H	W	76-61
2/25/2001	1/nr	1/nr	A	W	63-49
1/10/2002	2/19	3/22	H	W	71-50
1/27/2002	2/22	2/22	A	W	66-53
1/12/2003	5/nr	5/nr	H	W	81-72
2/16/2003	3/nr	3/nr	A	W	59-56
3/7/2003	3/nr	3/nr	N107	W	66-51
2/1/2004	1/22	1/25	H	W	68-61 (OT)
1/20/2005	7/nr	9/nr	A	W	81-71
3/4/2005	5/nr	4/nr	N114	W	64-54
2/23/2006	5/nr	5/nr	H	W	81-56
3/3/2006	8/nr	9/nr	N107	W	77-45
2/8/2007	3/nr	3/nr	A	W	72-62
1/10/2008	2/22	2/20	H	W	85-52
1/25/2009	10/6	12/5	A	L	68-82
3/7/2009	19/6	24/5	N107	L	58-78
1/28/2010	5/nr	5/nr	H	W	85-56
1/23/2011	5/nr	6/nr	A	W	73-53
1/1/2012	7/nr	8/nr	A	W	73-52
2/5/2012	8/nr	8/nr	H	W	82-61
1/17/2013	9/nr	9/nr	A	W	75-66
2/21/2013	11/nr	10/nr	H	W	83-61
2/20/2014	10/nr	10/nr	H	W	93-63
1/15/2015	6/nr	6/nr	A	W	54-42
1/10/2016	12/nr	11/nr	H	W	79-52
1/19/2017	nr/nr	rv/nr	A	L	61-79
1/4/2018	7/nr	7/nr	H	W	70-59
3/1/2018	12/nr	12/nr	N101	W	64-61
1/3/2019	10/nr	10/nr	A	W	78-69
2/14/2019	nr/nr	nr/nr	H	W	73-62
3/1/2020	nr/nr	nr/nr	A	W	56-55
2/28/2021	20/nr	21/nr	H	W	88-54
1/27/2022	4/nr	5/nr	A	L	61-71

AUSTIN PEAY					6-0
1/12/1974			H7	W	66-42
2/28/1974			N10	W	55-35
1/16/1976			A	W	65-53
11/15/1996	4/nr	4/nr	H74	W	80-59
3/16/2001	3/nr	3/nr	H	W	80-38
3/20/2010	3/nr	3/nr	H	W	75-42

AUSTRALIAN INSTITUTE OF SPORT					N/A
11/23/1987			H	W-ex	93-77
11/22/1994			H	W-ex	106-57

DATE	AP RANK UT/OPP	ESPN RANK UT/OPP	SITE	W/L	SCORE
------	-------------------	---------------------	------	-----	-------

BALL STATE					0-1
3/22/2009	18/nr	23/nr	N45	L	55-71

BAYLOR					2-6
3/28/2004	2/15	3/17	N112	W	71-69
11/15/2009	8/7	9/4	H	W	74-65
3/27/2010	3/14	3/18	N127	L	62-77
12/14/2010	6/3	6/2	A	L	54-65
11/27/2011	6/1	7/1	H	L	67-76
3/26/2012	9/1	7/1	N129	L	58-77
12/18/2012	10/3	11/3	A	L	53-76
12/4/2016	22/4	25/4	H	L	66-88

BELMONT					5-6
1/27/1970			A	L	61-64
1/31/1970			H	L	28-38
1/25/1974			H	W	63-51
2/18/1975			A	L	80-102
1/17/1976			A	L	45-77
2/17/1976			H	L	71-79
11/30/1976	nr/nr		HG	W	78-63
1/28/1977	10/nr		A	L	59-60
3/1/1979	8/nr		H	W	94-53
12/30/2018	10/nr	10/nr	H	W	84-76
3/21/2022	18/nr	17/nr	H	W	70-67

BOISE STATE					1-0
3/21/2015	6/nr	5/nr	H	W	72-61

BOSTON COLLEGE					3-0
3/15/1999	2/nr	2/nr	H	W	89-62
12/6/2000	2/nr	2/21	H	W	72-57
12/5/2001	2/nr	2/nr	A	W	75-66

BRAZILIAN NATIONAL TEAM					N/A
6/20/1987			A53	L-ex	68-105

BRIGHAM YOUNG					1-0
3/23/2002	6/nr	6/nr	N102	W	68-57

BUFFALO					1-0
3/19/2022	18/nr	17/nr	H	W	80-67

BULGARIAN NATIONAL TEAM					N/A
8/14/2003			N110	L-ex	67-69

BULGARIAN NATIONAL B TEAM					N/A
11/23/1993			H	W-ex	89-75

CAMEROON NATIONAL TEAM					N/A
8/7/2015			N133	W-ex	66-49

CARSON-NEWMAN					14-2
2/26/1920			H	L	13-14
2/16/1923			H	W	23-7
1/10/1925			H	W	38-30
2/9/1925			A	L	16-36
1/29/1969			A	W	53-49
2/13/1969			A	W	63-44
2/9/1971			H	*	46-33
2/23/1971			H	*	*
2/26/1971			HP	W	52-37
1/25/1972			H	W	51-45
2/15/1972			H	W	71-41
2/25/1972			A	W	45-39
2/24/1973			N4	W	56-50
1/12/1974			H7	W	55-41
1/22/1974			A	W	57-25
2/22/1974			A9	W	59-41
2/28/1975			N12	W	74-73
11/7/2004			H	W-ex	105-47
11/10/2005			H	W-ex	101-55
11/1/2006			H	W-ex	104-49
11/6/2007			H	W-ex	91-30
11/6/2008			H	W-ex	135-55
11/5/2009			H	W-ex	124-34
11/21/2010			H	W-ex	110-66
11/1/2011			H	W-ex	105-40
11/1/2012			H	W-ex	104-44
11/4/2013			H	W-ex	115-31
11/9/2014			H	W-ex	90-57
11/9/2015			H	W-ex	101-59
11/7/2016			H	W-ex	95-56
11/7/2017			H	W-ex	121-76

GENERAL

STAFF

PLAYERS

REVIEW

HISTORY

FACILITIES

NCAA

SEC

RECORDS

MEDIA INFO



SERIES RECORDS

DATE	AP RANK UT/OPP	ESPN RANK UT/OPP	SITE	W/L	SCORE
11/5/2018			H	W-ex	128-59
10/29/2019			H	W-ex	70-44
CENTENARY (TENN.)					1-0
2/18/1925			A	W	54-10
CENTRAL ARKANSAS					3-0
11/15/2015	4/nr	4/nr	H	W	102-47
11/30/2017	12/nr	13/nr	H	W	77-34
11/7/19	rv/nr	rv/nr	H	W	63-36
CENTRAL HIGH SCHOOL					3-1
2/16/1907			H	W	28-0
1/18/1908			*	W	*
2/4/1909			H	W	28-8
12/16/1909			H	L	1-21
COLLEGE OF CHARLESTON					1-0
2/18/1977	12/nr		N1	W	91-70
CHATTANOOGA					28-8
2/8/1924			H	W	19-4
2/17/1925			A	W	39-16
1/9/1926			H	W	45-8
2/11/1926			A	W	45-15
2/4/1971			A	L	52-60
2/26/1971			HP	L	47-53
3/5/1971			N3	L	22-46
2/8/1972			A	W	58-48
2/26/1972			H	L	49-50
2/26/1972			H	W	56-53
3/3/1972			H	L	52-56
1/26/1973			H	L	55-58
2/24/1973			N4	W	55-51
1/25/1975			N4	W	77-73
2/22/1975			H	W	90-78
2/28/1975			N12	W	112-88
1/31/1976			H	W	96-62
2/28/1976			A	W	67-66
1/18/1980	5/nr		A	W	75-53
2/29/1980	4/nr		N10	W	71-63
12/4/1980	3/nr		H	W	90-56
12/5/1984	16/nr		H	W	78-54
11/16/2001	2/nr	2/nr	A	W	97-57
11/23/2003	3/nr	3/nr	H	W	83-52
11/19/2004	1/nr	1/nr	A	W	68-34
11/21/2005	2/nr	1/nr	H	W	92-50
11/12/2006	5/nr	5/nr	H	W	102-72
11/11/2007	1/nr	1/nr	H	W	76-56
11/21/2008	5/nr	13/nr	A	W	66-63
11/15/2010	4/nr	4/nr	H	W	103-43
1/3/2012	6/nr	7/nr	H	W	90-47
11/9/2012	20/nr	16/nr	A	L	71-80
11/14/2013	4/nr	3/nr	H	W	80-56
11/26/2014	4/nr	5/nr	A	L	63-67
11/23/2015	4/nr	5/rv	H	W	59-57
12/27/2021	7/nr	9/nr	H	W	91-41
CHATTANOOGA STATE CC					1-0
1/29/1976			H	W	114-51
CHEYNEY					1-0
3/30/1984	15/9		N41	W	82-73
CINCINNATI					0-3
2/22/1924			H	L	9-29
2/26/1924			A	L	23-54
11/26/1984	12/nr		H	L	69-72
CLEMSON					12-1
12/17/1976	19/nr		N15	W	87-61
3/10/1977	10/nr		N3	W	84-46
11/28/1977	1/nr		H	W	88-70
11/29/1978	1/nr		A	W	75-66
3/8/1979	8/nr		H	W	89-61
2/18/1980	4/16		H	W	89-72
3/5/1980	3/16		H	W	95-79
1/21/1981	7/nr		A	L	64-72
1/21/1982	nr/nr		H	W	91-60
3/22/1990	4/nr	5/19	N32	W	80-62
3/19/1994	1/nr	1/nr	H	W	78-66
11/24/2000	2/nr	2/nr	N96	W	86-58
11/22/2018	11/nr	11/nr	N140	W	78-66

DATE	AP RANK UT/OPP	ESPN RANK UT/OPP	SITE	W/L	SCORE
COKER					N/A
11/4/2012			H	W-ex	118-44
COLGATE					1-0
3/20/2004	2/nr	3/nr	N111	W	77-54
COLORADO					3-1
12/8/1981	10/nr		A	L	60-78
12/20/1993	1/7	1/7	H	W	86-82 (OT)
12/17/1994	1/8	1/8	A	W	78-72
3/22/1997	10/18	11/21	N48	W	75-67
COLORADO STATE					1-0
12/11/2019	23/nr	24/nr	H	W	79-41
COPENHAGEN (DENMARK)					N/A
1/2/1992			N62	W-ex	98-44
CREIGHTON					1-0
3/25/2013	10/nr	9/nr	H	W	68-52
CUMBERLAND (KY.)					5-0
3/10/1922			A	W	28-19
2/9/1923			H	W	28-14
2/27/1924			A	W	48-24
1/14/1926			H	W	47-12
1/10/1973			H	W	64-25
CUMBERLAND (TENN.)					2-0
2/12/1972			H	W	52-35
2/21/1976			H	W	90-42
DALHOUSIE (CANADA)					N/A
11/6/2005			H	W-ex	131-40
DAVIDSON					1-0
11/28/2012	13/nr	15/nr	H	W	75-40
DAYTON					3-0
12/4/1986	3/nr	3/nr	H	W	66-40
3/22/2010	3/nr	3/nr	H	W	92-64
3/18/2017	rv/nr	rv/nr	N131	W	66-57
DELTA STATE					4-2
12/17/1976	19/1		N15	L	63-74
3/25/1977	5/1		N16	L	58-62
1/5/1978	3/2		H	W	94-74
12/28/1978	5/7		N23	W	67-63
1/9/1979	4/7		A	W	85-73
2/6/1979	6/15		H	W	73-57
11/9/2009			H	W-ex	79-46
DEPAUL					20-0
2/13/1991	4/nr	4/nr	H	W	105-43
1/10/1992	3/nr	3/nr	A	W	70-62
1/21/1993	2/21	2/21	H	W	60-48
1/29/1994	2/nr	2/nr	A	W	66-56
2/14/1995	2/nr	2/nr	H	W	85-54
12/20/1995	4/nr	4/nr	A	W	76-68
1/28/1997	9/nr	9/nr	H	W	94-83
1/20/1998	1/nr	1/nr	A	W	125-46
12/3/1998	3/nr	3/nr	H	W	89-47
12/17/1999	2/nr	2/nr	A	W	100-66
11/18/2000	2/nr	2/nr	H	W	94-52
12/19/2001	2/nr	2/nr	A	W	80-66
1/14/2003	5/25	5/24	H	W	76-57
12/17/2003	2/nr	2/nr	A	W	96-89 (OT)
3/22/2004	2/nr	3/25	N111	W	79-59
12/12/2004	9/15	9/15	H	W	78-63
1/2/2008	3/15	3/15	A	W	102-68
11/30/2008	9/nr	12/nr	H	W	88-67
12/11/2011	7/20	8/21	N87	W	84-61
3/19/2012	9/rv	7/23	A	W	63-48
DOZY BV DEN HELDER (NETHERLANDS)					N/A
8/8/2019			A142	W-ex	97-45
DRAKE					1-0
3/18/2007	3/nr	4/nr	N120	W	76-37
DUKE					5-6
12/6/1998	3/16	3/16	N86	W	74-60
3/22/1999	2/10	2/11	N25	L	63-69

SERIES RECORDS

DATE	AP RANK UT/OPP	ESPN RANK UT/OPP	SITE	W/L	SCORE
12/27/2001	2/9	2/9	N100	W	89-68
11/24/2002	2/1	2/1	N104	L	55-76
4/6/2003	4/2	4/1	N108	W	66-56
1/24/2004	2/1	2/1	A	W	72-69
12/2/2004	4/10	5/9	H	L	57-59
1/23/2006	1/2	1/2	A	L	53-75
1/22/2007	4/1	4/1	H	L	70-74
1/28/2008	2/9	2/10	A	W	67-64
2/16/2009	13/7	18/10	H	L	54-62

EAST CAROLINA

2-0

2/15/1975			NI	W	82-81
11/24/1985	9/nr	11/nr	H	W	74-56

EAST TENNESSEE STATE

25-2-1

1/31/1924			H	L	16-22
2/2/1925			A	T	25-25
2/20/1926			H	W	50-16
2/1/1969			H	W	40-32
2/12/1971			A	L	56-62
2/27/1971			HP	W	54-45
2/4/1972			H	W	78-56
2/6/1973			A	W	54-44
2/11/1974			H	W	55-36
2/23/1974			N9	W	54-41
1/8/1975			H	W	80-36
1/25/1975			A	W	85-72
2/21/1975			H	W	97-41
1/24/1977	12/nr		H	W	100-57
2/3/1977	12/nr		A	W	102-46
1/3/1979	5/nr		A	W	82-59
2/5/1980	5/nr		H	W	90-48
1/17/1981	7/nr		A	W	81-66
2/28/1981	4/nr		N3	W	75-48
1/8/1986	11/nr	12/nr	H	W	98-39
12/22/2010	5/nr	6/nr	H	W	102-53
12/2/2015	8/nr	8/nr	H	W	85-49
11/15/2016	13/nr	13/nr	A	W	83-58
11/12/2017	14/nr	18/nr	H	W	87-49
12/21/2018	9/nr	8/nr	H	W	80-61
11/5/2019	rv/nr	rv/nr	A	W	72-68
12/1/2020	rv/nr	rv/nr	H	W	67-50
12/20/2021	7/nr	10/nr	H	W	112-58

EASTERN ILLINOIS

1-0

12/7/1985	11/nr	14/nr	N46	W	75-69
-----------	-------	-------	-----	---	-------

EASTERN KENTUCKY

8-1

2/10/1973			HP	W	53-42
1/15/1974			H	W	51-41
2/25/1975			A	W	100-70
2/11/1976			H	L	68-89
2/12/1977	12/nr		A	W	84-70
2/22/1978	1/nr		H	W	90-67
11/27/1978	1/nr		A	W	91-67
12/19/1987	3/nr	4/nr	H	W	115-40
2/24/1993	1/nr	1/nr	A	W	95-58

EDINBORO

0-1

1/10/1976			H	L	68-70
-----------	--	--	---	---	-------

FARRAGUT SCHOOL

0-4

2/18/1905			A	L	8-14
2/25/1905			H	L	6-10
1/27/1906			H	L	2-15
2/14/1908			A	L	4-15

FLORIDA

54-5

2/8/1980	5/nr		H	W	118-44
11/28/1981	2/nr		A	W	85-73
2/1/1982	nr/nr		H	W	83-67
1/23/1983	8/nr		A	W	94-62
2/2/1983	8/nr		H	W	70-69
1/8/1984	8/nr		A	W	78-70
1/31/1984	9/nr		H	W	69-49
1/21/1985	nr/nr		H	W	69-61
2/10/1985	nr/nr	24/nr	A	W	83-74
2/2/1986	10/nr	15/nr	H	W	82-60
1/17/1987	2/nr	2/nr	A	W	90-72
2/21/1988	3/nr	3/nr	H	W	108-53
2/18/1989	3/nr	3/nr	A	W	85-52
2/17/1990	4/nr	4/nr	H	W	75-42
3/3/1990	3/nr	3/nr	N51	W	81-56

DATE	AP RANK UT/OPP	ESPN RANK UT/OPP	SITE	W/L	SCORE
------	-------------------	---------------------	------	-----	-------

1/16/1991	2/nr	2/nr	A	W	71-70 (OT)
2/22/1992	2/nr	4/nr	H	W	90-69
2/21/1993	1/nr	1/nr	A	W	88-75
12/18/1993	1/nr	1/nr	H	W	84-69
2/1/1995	2/14	2/15	A	W	76-69
1/2/1996	4/21	4/17	H	W	87-67
3/3/1996	5/18	5/17	N65	W	74-63
1/21/1997	8/19	9/nr	A	L	62-71
1/10/1998	1/12	1/14	H	W	99-60
1/21/1999	1/21	1/19	A	W	77-64
2/26/1999	2/nr	2/nr	N65	W	92-80
2/13/2000	2/nr	3/nr	H	W	97-78
3/3/2000	2/nr	3/nr	N65	W	91-79
2/11/2001	2/6	2/9	A	W	103-73
1/3/2002	2/15	2/16	A	W	88-64
1/31/2002	2/12	2/15	H	W	86-66
1/19/2003	5/nr	5/nr	A	W	94-53
2/9/2003	3/nr	3/nr	H	W	79-40
2/19/2004	3/nr	3/nr	H	W	88-79
2/3/2005	5/nr	5/nr	A	W	91-82 (OT)
2/26/2006	5/nr	5/nr	H	L	93-95 (OT)
1/11/2007	4/nr	4/nr	A	W	80-58
2/28/2008	3/nr	3/nr	H	W	88-61
3/7/2008	3/nr	3/nr	N101	W	92-61
2/8/2009	12/11	17/13	A	L	57-66
3/6/2009	19/21	24/18	N107	W	71-67
1/14/2010	4/nr	4/nr	A	W	66-64
2/14/2010	5/nr	5/nr	H	W	83-44
1/13/2011	5/nr	6/nr	A	W	83-40
2/10/2011	4/nr	4/nr	H	W	61-39
3/4/2011	4/nr	4/nr	N128	W	92-75
2/26/2012	10/nr	9/nr	H	W	75-59
1/13/2013	9/nr	9/nr	A	W	78-75 (OT)
3/8/2013	9/nr	9/nr	N119	W	82-73
1/23/2014	11/nr	12/nr	H	W	89-69
2/8/2015	6/nr	6/nr	A	W	64-56
1/7/2016	12/nr	11/rv	H	L	66-74
1/26/2017	rv/nr	rv/nr	A	W	84-75
2/23/2017	rv/nr	rv/nr	H	W	74-70
2/22/2018	15/nr	14/nr	A	W	70-42
1/31/2019	nr/nr	nr/nr	H	W	67-50
1/16/2020	24/nr	25/nr	A	W	78-50
1/31/2021	20/nr	22/nr	H	W	79-65
2/3/2022	7/rv	7/rv	A	L	59-84

FLORIDA A&M

2-0

3/16/1995	3/nr	2/nr	H	W	96-59
11/18/2018	12/nr	12/nr	H	W	96-31

FLORIDA ATLANTIC

2-0

2/14/1990	4/nr	4/nr	H	W	95-73
1/21/1992	4/nr	4/nr	H	W	108-26

FLORIDA INTERNATIONAL

1-0

3/18/1995	3/nr	2/nr	H	W	70-44
-----------	------	------	---	---	-------

FLORIDA STATE

2-0

2/8/1985	nr/nr	24/nr	A	W	67-56
1/26/1986	11/nr	11/nr	H	W	89-43

FORDHAM

1-0

3/17/1979	6/nr		A24	W	76-54
-----------	------	--	-----	---	-------

FRENCH NATIONAL TEAM

N/A

11/27/1988			H	W-ex	81-54
------------	--	--	---	------	-------

FTC-DIEGO BUDAPEST

N/A

11/2/1999			H	W-ex	82-63
-----------	--	--	---	------	-------

FULLERTON STATE

1-0

12/16/1979	3/nr		A	W	88-57
------------	------	--	---	---	-------

FURMAN

5-0

2/16/1973			N1	W	71-43
2/15/1974			N1	W	68-39
2/12/1976			N1	W	73-50
3/18/2000	2/nr	2/nr	H	W	90-38
12/10/2020	nr/nr	nr/nr	H	W	90-53

GEORGE MASON

1-0

12/6/1997	1/nr	1/nr	N80	W	93-61
-----------	------	------	-----	---	-------

GENERAL

STAFF

PLAYERS

REVIEW

HISTORY

FACILITIES

NCAA

SEC

RECORDS

MEDIA INFO



SERIES RECORDS

DATE	AP RANK UT/OPP	ESPN RANK UT/OPP	SITE	W/L	SCORE
GEORGETOWN					0-1
11/27/2010	4/12	4/13	N117	L	58-69
GEORGE WASHINGTON					10-0
12/29/1992	1/nr	1/nr	N64	W	73-53
11/27/2001	2/22	2/21	A	W	88-57
11/26/2002	4/21	5/24	H	W	83-61
12/30/2003	5/nr	5/nr	A	W	65-51
11/23/2004	1/nr	1/nr	H	W	71-41
12/7/2005	1/nr	1/nr	A	W	59-43
3/21/2006	6/nr	6/nr	N118	W	66-53
12/7/2006	6/21	5/19	H	W	85-62
12/8/2008	7/nr	9/nr	A	W	71-59
12/1/2009	6/nr	5/nr	H	W	93-53
GEORGIA					53-19
2/15/1969			N1	W	38-26
12/17/1980	6/nr		N30	W	73-68 (OT)
1/17/1982	nr/13		A	L	63-66
2/11/1982	20/15		H	W	65-52
2/27/1982	8/18		N6	W	55-44
1/16/1983	8/9		A	W	74-54
2/12/1983	6/10		H	W	73-59
3/5/1983	8/12		H	L	65-71
3/27/1983	9/8		N37	L	63-67
1/22/1984	11/4		A	W	64-59
2/19/1984	10/4		H	L	65-84
3/25/1984	15/3		H	W	73-61
12/9/1984	15/3		A	L	72-78
2/2/1985	nr/5	20/5	H	L	56-72
1/29/1986	11/2	15/2	A	L	74-84
3/20/1986	15/2	5/4	N48	W	85-82
1/24/1987	3/12	3/13	H	W	78-72
1/31/1988	4/13	4/12	A	W	82-79
3/6/1988	3/17	2/17	N51	W	82-76
1/29/1989	2/5	2/4	H	W	78-64
1/28/1990	5/4	3/7	A	L	76-81
3/4/1990	3/6	3/6	N51	W	73-54
1/28/1991	3/4	4/5	H	L	74-81
2/15/1992	3/nr	3/nr	A	W	55-51
3/9/1992	2/24	2/nr	N51	W	73-66
2/14/1993	1/nr	1/nr	H	W	71-68
3/6/1993	1/nr	2/21	N65	L	72-73
2/27/1994	1/nr	1/nr	A	W	75-59
3/5/1994	1/nr	1/nr	N65	W	86-72
2/25/1995	2/9	2/9	H	W	83-61
4/1/1995	3/12	2/12	N16	W	73-51
1/8/1996	4/7	4/9	A	L	71-77
3/31/1996	4/5	4/5	N73	W	83-65
12/8/1996	4/5	4/5	H	L	93-94 (OT)
1/14/1998	1/19	1/19	A	W	96-71
1/28/1998	1/17	1/17	H	W	102-43
1/14/1999	1/4	1/4	H	W	102-69
1/28/1999	1/4	1/4	A	W	95-79
2/28/1999	2/14	2/12	N65	W	85-69
1/17/2000	2/7	2/7	A	L	51-78
1/18/2001	2/4	2/4	H	W	85-69
2/10/2002	3/22	4/21	A	W	52-50
3/1/2002	3/24	3/24	N101	W	81-67
2/20/2003	3/13	3/16	H	W	87-60
2/12/2004	3/19	3/17	A	W	70-67
3/6/2004	1/20	1/16	N101	L	66-68 (OT)
1/31/2005	5/18	5/19	H	W	77-70
1/12/2006	1/13	1/17	H	W	94-85
2/16/2006	5/13	5/13	A	W	58-55
3/4/2006	8/12	9/12	N107	W	89-79
1/14/2007	4/15	4/15	A	W	52-41
2/5/2007	3/9	3/14	H	W	73-57
3/2/2008	3/22	3/20	A	W	72-63
2/5/2009	12/nr	17/nr	H	W	73-43
1/21/2010	3/8	3/8	A	L	50-53
2/21/2011	4/22	4/rv	H	W	77-44
3/5/2011	4/nr	4/nr	N128	W	82-58
1/5/2012	6/16	7/15	H	W	80-51
1/29/2012	7/17	9/15	A	W	67-50
1/6/2013	12/10	13/11	H	W	79-66
1/5/2014	5/19	5/18	A	W	85-70
1/25/2015	5/22	7/19	H	W	59-51
2/26/2015	6/nr	6/nr	A	W	70-59
3/6/2015	5/nr	5/nr	N107	W	75-41
2/28/2016	nr/nr	nr/nr	H	W	80-60
2/5/2017	rv/nr	25/rv	A	L	78-81 (2OT)
2/11/2018	11/18	11/18	H	W	62-46

DATE	AP RANK UT/OPP	ESPN RANK UT/OPP	SITE	W/L	SCORE
1/13/2019	13/nr	13/nr	A	L	62-66
1/12/2020	23/nr	24/nr	H	W	73-56
1/14/2021	23/rv	24/rv	H	L	66-67
2/21/2021	21/22	21/23	A	L	55-57
1/23/2022	5/13	6/13	A	W	63-55
GEORGIA COLLEGE					N/A
11/3/2021	15/nr	12/nr	H	W-ex	108-44
GEORGIA STATE					2-0
3/15/2002	6/nr	6/nr	H	W	98-68
12/12/2021	9/nr	9/nr	H	W	84-60
GEORGIA TECH					6-0
2/2/1987	5/nr	3/nr	H	W	100-74
1/11/1988	4/nr	4/nr	A	W	96-79
2/15/1989	3/nr	3/nr	H	W	88-71
11/26/2010	4/nr	4/nr	N117	W	66-42
11/11/2012	20/22	16/20	A	W	71-54
11/17/2013	4/nr	3/nr	H	W	87-76
GONZAGA					4-0
11/25/2005	2/nr	1/nr	N117	W	79-65
12/16/2007	1/nr	1/nr	H	W	96-73
12/30/2008	8/nr	12/nr	A	W	77-58
3/28/2015	6/nr	5/nr	N132	W	73-69 (OT)
GRAMBLING STATE					1-0
3/15/1997	10/nr	11/nr	H	W	91-54
GREEK NATIONAL TEAM					N/A
8/13/2003			A110	L-ex	79-85
8/16/2003			A110	W-ex	59-50
HAWAII PACIFIC					1-0
12/20/1985	13/nr	14/nr	A	W	130-38
HIWASSEE JC					1-0
1/28/1974			N8	W	61-31
HOUSTON JAGUARS					N/A
11/5/2006			H	W-ex	101-51
HOWARD					1-0
12/29/2019	22/NR	24/NR	H	W	88-38
HUNGARIAN NATIONAL TEAM					N/A
11/13/1983			H	W-ex	94-80
ILLINOIS					7-0
11/27/1985	9/nr	11/nr	H	W	71-57
1/3/1988	3/20	4/20	A	W	93-59
11/25/1988	1/nr	1/nr	N56	W	81-50
1/2/1990	5/nr	7/nr	H	W	84-57
12/21/1990	9/nr	8/nr	A	W	85-52
12/12/1997	1/5	1/5	H61	W	78-68
11/25/2000	2/21	2/21	N96	W	111-62
ILLINOIS STATE					2-0
1/10/1981	9/nr		H	W	64-52
3/21/1981	2/nr		H	W	78-63
IMMACULATA					1-0
3/26/1977	5/2		N16	W	91-71
INDIANA					2-0
11/27/1987	1/nr	3/nr	N54	W	91-52
12/17/2020	nr/15	nr/15	A	W	66-58
IOWA					2-1
3/16/1986	15/14	16/14	H	W	73-68
11/30/1986	3/8	3/9	A49	W	74-56
3/27/1993	2/4	2/4	A48	L	56-72
JACKSON STATE					1-0
3/13/1982	10/nr		H	W	72-56
JAMES MADISON					4-0
3/8/1974			A11	W	74-43
3/24/1988	1/14	3/15	N32	W	72-52
11/11/2016	13/nr	14/nr	A	W	81-69
11/15/2017	13/nr	18/nr	H	W	89-60

SERIES RECORDS

DATE	AP RANK UT/OPP	ESPN RANK UT/OPP	SITE	W/L	SCORE
KANSAS					4-0
3/23/1996	4/20	4/22	N72	W	92-71
11/17/1996	4/12	4/13	H74	W	79-60
3/24/2012	9/nr	7/nr	NI29	W	84-73
11/26/2021	11/nr	10/nr	NI45	W	68-58
KANSAS STATE					4-0
3/24/1977	5/20		NI6	W	81-69
3/15/1980	2/14		H	W	84-64
1/7/1982	20/nr		H	W	83-68
12/6/1985	11/nr	14/nr	N46	W	68-56
KBCC UPKOT SPARTA LAARNE (BELGIUM)					N/A
8/10/2019			A143	W-ex	106-64
KENTUCKY					57-16
1/24/1976			NI3	W	70-67
11/13/1976			H	W	107-53
1/7/1977	16/18		A	W	82-57
1/28/1978	3/nr		A	W	92-90 (20T)
2/25/1978	1/nr		H	W	99-66
3/10/1978	1/nr		N20	W	76-60
1/20/1979	4/nr		A	L	64-66
2/17/1979	6/nr		H	W	89-51
2/2/1980	6/17		A	W	91-83 (OT)
2/6/1981	11/10		H	W	81-65
3/13/1981	3/10		N32	W	58-49
1/28/1982	nr/8		H	W	81-75
2/18/1982	13/14		A	W	65-61
2/28/1982	11/13		A6	L	74-80
2/9/1983	6/4		A	W	95-85
2/27/1983	8/6		H	L	69-81
1/25/1984	11/nr		A	W	75-63
2/12/1984	6/nr		H	W	67-65
1/23/1985	nr/15	18/14	H	L	72-76 (OT)
2/13/1985	nr/19	24/16	A	W	77-66
1/24/1986	11/nr	11/24	A	L	82-96
1/11/1987	2/nr	2/nr	H	W	76-64
2/18/1988	3/nr	3/nr	A	W	99-75
3/5/1988	3/nr	2/nr	N51	W	100-66
1/21/1989	2/nr	2/nr	H	W	101-57
1/22/1990	3/nr	3/nr	A	W	76-60
1/12/1991	4/nr	3/nr	H	W	80-70
2/8/1992	4/nr	4/nr	A	W	77-52
3/8/1992	2/nr	2/nr	N51	W	94-80
2/6/1993	1/25	1/23	H	W	85-61
2/18/1994	1/nr	1/nr	A	W	95-89 (OT)
2/19/1995	2/nr	2/nr	H	W	67-41
3/4/1995	2/nr	2/nr	N65	W	74-62
1/14/1996	4/nr	5/nr	A	W	60-45
1/12/1997	9/nr	9/nr	H	W	84-61
1/18/1998	1/nr	1/nr	A	W	93-65
1/17/1999	1/nr	1/nr	H	W	98-60
1/23/2000	2/nr	2/nr	A	W	71-65
1/30/2000	4/nr	4/nr	H	W	77-48
1/21/2001	2/nr	2/nr	A	W	110-38
1/27/2001	3/nr	3/nr	H	W	83-39
2/24/2002	4/nr	4/nr	H	W	89-64
3/2/2003	3/nr	3/nr	A	W	84-69
1/29/2004	1/nr	1/nr	A	W	81-72
1/23/2005	7/nr	9/nr	H	W	67-49
1/26/2006	1/nr	3/nr	A(RA)	L	63-66
2/11/2007	3/nr	3/nr	H	W	84-62
1/17/2008	2/nr	2/nr	A	W	65-40
2/3/2008	2/nr	2/nr	H	W	79-51
1/8/2009	7/nr	11/nr	H	W	69-64
2/19/2009	13/nr	19/nr	A	L	56-66
2/25/2010	4/16	4/14	H	W	81-65
3/7/2010	4/19	4/18	NI19	W	70-62
2/7/2011	4/15	4/18	A	W	73-67
3/6/2011	4/16	4/16	NI28	W	90-65
1/12/2012	6/9	7/8	A	L	60-61
2/13/2012	13/7	10/7	H	W	90-59
3/3/2013	8/10	8/10	A	L	65-78
2/16/2014	8/18	8/18	H	L	71-75
3/9/2014	6/12	6/13	NI19	W	71-70
1/29/2015	6/10	6/10	A	W	73-72
2/15/2015	6/10	6/10	H	W	72-58
3/7/2015	5/12	5/11	NI07	W	75-64
1/25/2016	19/12	23/9	A	L	63-64
1/1/2017	rv/17	rv/23	H	W	72-65
12/31/2017	7/nr	7/nr	A(RA)	W	63-49
1/10/2019	13/16	13/16	H	L	71-73

DATE	AP RANK UT/OPP	ESPN RANK UT/OPP	SITE	W/L	SCORE
1/5/2020	22/13	23/13	A	L	76-80
3/6/2020	nr/16	nr/18	NI14	L	65-86
1/24/2021	25/12	rv/12	H	W	70-53
2/11/2021	16/20	19/18	A(RA)	L	56-71
1/16/2022	5/19	6/20	H	W	84-58
3/5/2022	18/nr	15/nr	NI01	L	74-83
KIEV DYNAMO					N/A
11/5/2000			H	W-ex	144-52
KNOXVILLE					1-0
1/19/1971			*	(W)*	*
KNOXVILLE HIGH SCHOOL					0-1
2/12/1910			H	L	4-6
2/25/1910			A	*	*
KNOXVILLE YWCA					2-0
3/8/1920			H	W	30-1
2/5/1926			H	W	52-16
LAMAR					1-0
12/1/2010	9/nr	8/nr	H	W	99-55
LA SALLE					1-0
3/18/1989	1/18	1/nr	H	W	91-61
LIBERTY					2-0
3/14/1998	1/nr	1/nr	H	W	102-58
3/16/2018	12/nr	13/nr	H	W	100-60
LIPSCOMB					3-0
12/29/2013	5/nr	5/nr	H	W	110-42
12/7/2014	14/nr	14/nr	A	W	85-51
12/28/20	rv/nr	rv/nr	H	W	77-52
LITHUANIA					N/A
11/11/1995			H	W-ex	85-49
LITHUANIAN UNIV. TEAMS SELECT					N/A
8/9/2015			NI34	W-ex	71-61
LONG BEACH STATE					4-3
12/18/1979	3/8		N26	L	68-71
12/13/1983	9/5		A	L	51-56
3/27/1987	7/4	1/4	N52	W	74-64
12/3/1988	1/2	1/2	H	W	88-74
3/25/1989	1/7	1/7	N45	W	94-80
12/19/1989	4/8	4/8	A	L	58-62
12/17/2017	7/nr	7/nr	A	W	90-61
LONGWOOD					1-0
3/9/1973			N6	W	61-43
LOUISIANA-MONROE					0-1
11/30/1984	12/nr		N43	L	53-68
LOUISIANA STATE					52-17
12/17/1977	5/2		NI5	W	72-63
1/9/1978	3/4		A	L	62-72
2/6/1978	3/1		H	W	86-68
1/24/1979	7/17		A	L	80-85 (OT)
1/29/1979	7/17		H	W	92-48
1/28/1980	4/nr		H	W	96-73
12/10/1980	3/nr		A	W	88-73
12/17/1982	9/nr		A	W	83-73
2/3/1984	9/8		H	W	82-80
2/27/1985	18/nr	24/nr	H	W	85-78
1/20/1986	11/8	13/10	H	W	60-50
3/22/1986	15/9	5/8	N48	W	67-65
2/7/1987	5/9	6/9	A	W	84-73
3/5/1987	8/14	8/15	N51	W	64-63
2/13/1988	4/nr	4/nr	H	W	89-82
2/11/1989	3/18	3/19	A	W	89-65
2/10/1990	5/14	5/16	H	W	86-60
1/21/1991	4/10	2/11	A	W	79-77
3/4/1991	3/10	4/12	N51	L	75-80
1/8/1992	3/22	3/22	H	W	85-69
3/7/1992	2/nr	2/nr	N51	W	70-65
1/7/1993	2/nr	2/nr	A	W	95-61
1/9/1994	1/nr	1/nr	H	W	91-69
1/7/1995	1/nr	1/nr	A	W	102-68
2/22/1996	5/nr	5/nr	H	W	88-75

GENERAL

STAFF

PLAYERS

REVIEW

HISTORY

FACILITIES

NCAA

SEC

RECORDS

MEDIA INFO



SERIES RECORDS

DATE	AP RANK UT/OPP	ESPN RANK UT/OPP	SITE	W/L	SCORE
2/22/1997	8/13	8/13	A	L	78-83
3/1/1997	8/9	11/9	N65	W	100-99 (OT)
2/22/1998	1/nr	1/nr	H	W	90-58
2/21/1999	1/24	1/24	A	L	69-72
1/6/2000	2/16	2/21	A	W	86-50
2/20/2000	2/9	3/9	H	W	80-48
1/4/2001	2/11	2/11	H	W	89-70
2/18/2001	2/13	2/12	A	W	75-73
1/13/2002	2/nr	3/nr	H	W	79-67
3/2/2002	3/nr	3/nr	N101	L	80-81
2/23/2003	3/4	3/4	A	W	68-65
3/9/2003	3/6	3/5	N107	L	62-78
2/29/2004	2/15	2/17	H	W	85-62
4/4/2004	2/19	3/19	N113	W	52-50
2/10/2005	5/1	5/1	A	L	58-68
3/6/2005	5/1	4/1	N114	W	67-65
2/9/2006	5/3	5/4	H	L	69-72
3/5/2006	8/3	9/3	N107	W	63-62
2/19/2007	2/7	2/7	A	W	56-51
3/3/2007	2/11	2/10	N119	L	54-63
2/14/2008	1/7	1/7	H	L	62-78
3/9/2008	3/7	3/6	N101	W	61-55
4/6/2008	3/6	3/5	N122	W	47-46
2/26/2009	18/nr	23/nr	A	L	63-66
1/24/2010	3/18	3/19	A	W	55-43
2/22/2010	4/20	4/nr	H	W	70-61
1/2/2011	5/nr	6/nr	A	W	73-65
2/27/2011	4/nr	4/nr	H	W	80-60
1/19/2012	9/nr	9/nr	H	W	65-56
3/4/2012	13/nr	10/nr	N101	W	70-58
2/7/2013	12/nr	13/nr	A	W	64-62
1/2/2014	5/16	5/16	H	L	77-80
2/27/2014	10/nr	9/23	A	W	72-67
3/7/2014	6/nr	6/nr	N119	W	77-65
1/22/2015	5/nr	7/nr	H	W	75-58
2/21/2016	24/nr	rv/nr	A	L	56-57
2/2/2017	rv/nr	25/nr	H	W	77-58
1/28/2018	10/nr	10/nr	A	L	59-70
1/27/2019	rv/nr	rv/nr	H	W	74-65
3/7/2019	nr/nr	nr/nr	N114	W	69-66
1/26/2020	23/nr	23/nr	H	W	63-58
2/13/2020	25/rv	rv/rv	A	L	65-75
1/10/2021	rv/nr	rv/nr	A	W	64-63
2/27/2022	16/8	14/8	H	L	54-57

LOUISIANA TECH **24-17**

12/16/1978	1/16		N15	L	56-64
3/23/1979	3/2		N25	L	84-102
12/7/1979	4/2		H	W	73-71
12/15/1980	3/1		A	L	53-77
3/29/1981	2/1		N33	L	59-79
1/10/1982	nr/1		H	L	64-72
3/26/1982	8/1		N35	L	46-69
12/14/1982	9/2		A	L	64-80
1/18/1984	12/1		H	L	63-81
12/13/1984	15/7		A	L	57-73
2/10/1986	14/3	12/5	H	L	56-59
2/9/1987	7/5	6/8	A	L	60-72
3/29/1987	7/3	2/1	N52	W	67-44
2/15/1988	3/5	4/2	H	W	76-74
4/1/1988	1/5	3/1	N55	L	59-68
11/27/1988	1/6	1/6	N56	W	62-61 (OT)
2/14/1989	3/2	3/2	A	W	72-65
12/9/1989	1/2	1/2	H	L	58-59
2/5/1991	5/nr	5/25	A	W	77-74
11/22/1991	1/21	1/nr	H	W	90-70
12/18/1992	1/11	1/11	A	W	83-76
12/22/1993	1/10	1/10	H	W	94-60
3/24/1994	1/6	1/7	N67	L	68-71
11/20/1994	1/3	1/2	N66	W	69-62
1/9/1995	1/3	1/3	A	W	62-56
1/22/1996	4/1	5/1	H	W	77-72
11/20/1996	3/11	2/8	N75	L	64-66
2/24/1997	8/6	11/5	A	L	80-98
11/21/1997	1/2	1/2	H	W	75-61
3/29/1998	1/4	1/4	N84	W	93-75
11/30/1998	3/2	3/2	A	W	92-73
11/14/1999	2/6	2/6	H69	L	64-69
12/10/2000	2/12	2/10	A	W	70-62
11/23/2001	2/5	2/5	H	W	90-75
12/4/2002	4/15	5/13	A	W	60-35
12/7/2003	3/10	3/11	H	W	85-65
12/15/2004	9/nr	10/nr	A	W	70-59

DATE	AP RANK UT/OPP	ESPN RANK UT/OPP	SITE	W/L	SCORE
12/15/2005	1/nr	1/nr	H	W	83-59
11/28/2006	4/nr	4/nr	A	W	71-50
11/26/2007	1/nr	1/nr	H	W	81-60
11/23/2008	5/nr	13/nr	H	W	94-59

LOUISVILLE **2-3**

12/16/2009	3/nr	3/nr	H	W	86-56
11/12/2010	4/nr	4/nr	A	W	63-50
4/2/2013	10/16	9/17	N125	L	78-86
3/20/2017	rv/13	rv/12	N131	L	64-75
3/26/2022	18/4	17/4	N146	L	64-76

LOVE & BASKETBALL **N/A**

11/9/2009			H	W-ex	85-50
-----------	--	--	---	------	-------

MAINE **2-0**

12/13/1990	10/nr	8/nr	A	W	77-64
11/24/1991	1/nr	1/nr	H	W	86-71

MANHATTAN **1-0**

12/7/1997	1/nr	1/nr	A	W	78-28
-----------	------	------	---	---	-------

MARATHON OIL **N/A**

11/19/1985			H	W-ex	82-57
------------	--	--	---	------	-------

MARIST **1-0**

3/25/2007	3/nr	4/nr	N121	W	65-46
-----------	------	------	------	---	-------

MARQUETTE **3-0**

11/23/1996	3/nr	2/nr	N76	W	83-68
3/21/2011	4/25	4/23	H	W	79-70
11/23/2017	12/20	14/20	N139	W	101-99 (OT)

MARS HILL **1-0**

1/31/1975			H	W	87-54
-----------	--	--	---	---	-------

MARSHALL **3-0**

1/13/1973			H	W	49-39
1/9/1974			H	W	44-40
1/6/1977	16/nr		HG	W	114-39

MARTHA WASHINGTON **3-0**

3/18/1920			H	W	18-10
2/23/1923			A	W	29-26
2/12/1924			H	W	24-12

MARTIGNY BBC (SWITZERLAND) **N/A**

8/19/1999			A90	W-ex	126-50
-----------	--	--	-----	------	--------

MARYLAND **10-5**

3/17/1978	1/6		N21	L	69-75
12/29/1978	5/4		N23	L	79-85
3/18/1980	2/6		H	W	93-76
1/15/1981	7/14		A	W	93-91 (OT)
3/24/1981	2/9		H	W	79-67
2/20/1982	13/9		H	W	70-62
3/31/1989	1/5	1/3	N55	W	77-65
12/6/1989	1/14	1/15	A	W	77-69
12/9/1990	6/23	6/23	H	W	82-71
12/30/1992	1/6	1/6	A64	L	72-77
12/12/1993	1/23	1/23	H	W	64-48
12/4/1994	1/nr	1/nr	A	W	95-29
11/26/2005	2/10	1/10	N117	W	80-75
3/30/2014	3/11	3/9	N131	L	62-73
3/30/2015	6/4	6/3	N132	L	48-58

MARYVILLE **8-15**

3/13/1903			A	L	1-10
4/6/1903			H	L	6-16
3/5/1904			A	L	0-29
3/12/1904			H	L	5-7
3/4/1905			H	L	11-24
3/10/1905			A	L	4-20
2/17/1906			A	L	5-37
2/24/1906			H	L	3-18
2/27/1907			A	L	11-22
unknown, 1908			*	L	6-9
2/20/1909			H	L	14-25
1/30/1920			A	L	6-34
3/1/1920			H	L	11-23
3/4/1924			H	W	24-12
1/14/1925			H	W	40-10
1/23/1925			A	W	41-19

SERIES RECORDS

DATE	AP RANK UT/OPP	ESPN RANK UT/OPP	SITE	W/L	SCORE
2/24/1925			H	L	14-20
1/25/1926			A	W	37-29
2/26/1926			H	L	27-28
1/31/1973			H	W	72-50
2/23/1973			N4	W	69-57
1/11/1974			HP7	W	64-29
2/5/1974			H	W	64-35

MARYVILLE ALL-STARS					
1/20/1972			H	W	35-29

MEMPHIS					
3/1/1974			N10	W	57-50
3/2/1974			N10	W	52-41
3/6/1976			N4	W	71-69 (OT)
1/29/1977	10/15		A	W	81-72
3/5/1977	12/18		N10	W	82-72
2/17/1978	1/15		H18	W	89-77
3/3/1978	1/13		N19	W	87-76
2/24/1979	6/17		A	L	75-79
1/21/1980	5/nr		H	W	86-48
3/19/1982	8/15		H	W	78-63
2/24/1986	14/nr	12/nr	A	W	94-79
1/28/1987	3/nr	3/nr	H	W	91-81
1/27/1988	4/nr	4/nr	A	W	97-73
2/6/1989	3/nr	2/nr	H	W	85-50
1/11/1990	5/nr	5/nr	A	W	88-69
2/21/1991	4/nr	4/nr	H	W	93-46
2/19/1992	2/nr	2/nr	A	W	118-59
2/16/1993	1/nr	1/nr	H	W	90-46
12/30/1993	1/nr	1/nr	A	W	79-65
11/26/1994	1/nr	1/nr	H	W	95-66
12/31/1995	5/nr	4/nr	A	W	84-63
12/3/1996	4/nr	4/nr	H	W	79-63
2/12/1998	1/nr	1/nr	A	W	91-65
2/16/1999	1/nr	1/nr	H	W	113-39
12/7/1999	2/nr	2/nr	A	W	92-69
12/15/2000	2/nr	2/nr	H	W	98-60
12/29/2001	2/nr	2/nr	A	W	92-66

MERCER					
12/7/1974			H	L	83-84

MEXICAN NATIONAL TEAM					
11/18/1991			H	W-ex	96-63

MIAMI (FLA)					
11/15/2012	3/7	3/7	H	W	92-76
11/18/2012	24/23	20/23	A	W	79-67

MIAMI (OHIO)					
11/23/1977	1/nr		H	W	100-33

MICHIGAN					
3/23/2021	13/16	15/14	N103	L	55-70

MICHIGAN STATE					
3/23/1977	5/17		N16	W	76-62
4/3/2005	3/6	4/2	N116	L	64-68
11/24/2005	2/9	1/9	N117	W	83-55

MIDDLE TENNESSEE STATE					
1/15/1971			H	(W)*	*
1/15/1972			H	W	55-45
3/2/1972			H	W	47-39
1/17/1973			A	W	43-42
3/2/1973			N5	W	58-43
2/1/1974			H	W	77-33
1/10/1975			H	W	69-32
3/6/1976			N4	W	73-70
3/3/1977	12/nr		N10	W	87-66
1/17/1978	2/nr		A	W	87-79
12/5/1978	1/nr		H	W	87-63
11/26/1979	4/nr		A	W	63-48
2/27/1981	4/nr		N3	W	66-47
3/17/1984	15/nr		H	W	70-52
11/26/2006	4/nr	4/nr	H	W	88-64
12/13/2007	1/nr	1/nr	H	W	84-61
12/11/2008	7/nr	10/nr	H	W	81-52
11/25/2009	6/nr	5/nr	A	W	69-52
11/29/2011	8/nr	8/nr	H	W	82-43
11/28/2012	16/nr	14/nr	H	W	88-81 (OT)
11/8/2013	4/nr	4/nr	A	W	67-57

DATE	AP RANK UT/OPP	ESPN RANK UT/OPP	SITE	W/L	SCORE
3/21/2021	13/nr	15/nr	N52	W	87-62

MILLIGAN					
1/29/1971			H	W	56-29
2/27/1971			HP	W	*
1/28/1972			A	W	72-26
2/9/1973			H	W	58-27
3/3/1976			A	W	112-43

MINNESOTA					
12/4/1983	7/nr		H	W	54-50

MINSK (BELARUS)					
1/5/1992			N62	L-ex	82-84

MISSISSIPPI (OLE MISS)					
1/17/1977	13/nr		A	W	58-56
2/14/1977	12/14		H	W	74-63
1/7/1978	3/nr		A	W	65-61
2/4/1978	3/nr		H	W	87-79
2/10/1980	5/nr		H	W	85-71
1/8/1983	12/15		A	W	69-67
3/25/1983	9/13		N37	W	90-83 (3 OT)
2/15/1984	6/7		H	L	65-67
3/3/1985	15/6	24/3	A44	W	79-71
3/22/1985	13/6	13/7	N45	L	60-63
2/5/1986	10/8	12/8	A	L	54-68
3/1/1986	14/12	14/11	N40	L	78-83
1/31/1987	3/8	3/8	H	L	65-69
2/6/1988	4/7	4/7	A	W	78-67
1/14/1989	2/3	2/3	H	W	68-61
3/5/1989	2/12	2/11	N51	W	82-60
1/13/1990	5/nr	5/nr	A	W	63-57
1/26/1991	4/15	4/14	H	W	64-54
1/18/1992	2/10	2/9	A	L	78-80 (OT)
1/16/1993	2/nr	2/nr	H	W	64-53
2/16/1994	1/nr	1/24	A	W	70-60
1/29/1995	2/16	2/15	H	W	83-48
2/4/1996	3/20	3/25	A	L	78-72
3/2/1996	5/23	5/22	N65	W	73-51
2/2/1997	9/nr	9/nr	H	W	74-72
11/18/1997	1/nr	1/nr	H	W	92-54
2/4/1998	1/nr	1/nr	A	W	91-45
12/29/1998	2/nr	2/nr	A	W	92-51
2/4/1999	1/nr	1/nr	H	W	96-58
2/10/2000	2/nr	3/nr	A	W	70-49
2/8/2001	2/nr	2/nr	H	W	119-52
2/21/2002	4/nr	4/nr	A	W	86-69
2/6/2003	3/nr	3/nr	H	W	86-43
2/22/2004	3/nr	3/nr	A	W	85-69
2/6/2005	5/nr	5/nr	H	W	99-67
2/2/2006	5/nr	5/nr	A	W	78-63
2/15/2007	3/nr	3/nr	H	W	81-69
3/27/2007	3/nr	4/nr	N121	W	98-62
1/31/2008	2/nr	2/nr	A	W	68-44
1/29/2009	13/nr	15/nr	H	W	60-59
2/11/2010	5/nr	5/nr	A	W	61-58
2/28/2010	4/nr	4/nr	H	W	75-63
3/5/2010	4/nr	4/nr	N119	W	76-51
1/9/2011	5/nr	6/nr	H	W	86-46
2/24/2011	4/nr	4/nr	A	W	66-39
2/19/2012	13/nr	10/nr	A	W	66-56
2/10/2013	12/nr	13/nr	H	W	97-68
1/9/2014	8/nr	8/nr	H	W	94-70
2/6/2014	8/nr	8/nr	A	W	77-65
2/12/2015	6/nr	6/nr	A	W	69-49
2/18/2016	24/nr	rv/nr	H	W	57-51
1/12/2017	rv/nr	rv/nr	A	L	62-67
1/25/2018	10/nr	10/nr	H	W	75-66
3/3/2019	nr/nr	nr/nr	A	W	81-56
1/9/2020	23/nr	24/nr	A	W	84-28
2/27/2020	nr/nr	nr/nr	H	W	77-66
1/28/2021	20/nr	22/nr	H	W	68-67
3/5/2021	14/nr	16/nr	N114	W	77-72
1/9/2022	7/vr	8/vr	A	W	70-58

MISSISSIPPI GULF COAST JC					
12/18/1976	19/nr		N15	W	89-60
12/15/1977	5/nr		N15	W	83-35

MISSISSIPPI STATE					
2/22/1986	15/nr	12/nr	A	W	72-51
2/21/1987	9/nr	8/nr	H	W	84-53

GENERAL

STAFF

PLAYERS

REVIEW

HISTORY

FACILITIES

NCAA

SEC

RECORDS

MEDIA INFO



SERIES RECORDS

DATE	AP RANK UT/OPP	ESPN RANK UT/OPP	SITE	W/L	SCORE
2/8/1988	4/nr	4/nr	A	W	81-74
1/16/1989	2/nr	2/nr	H	W	79-54
2/7/1990	5/nr	5/nr	A	W	76-55
1/2/1991	5/nr	7/nr	H	W	91-63
2/12/1992	3/nr	3/nr	A	W	78-56
1/9/1993	2/nr	2/nr	H	W	109-62
1/22/1994	1/nr	1/nr	A	W	82-62
1/21/1995	2/nr	2/nr	H	W	81-58
2/10/1996	6/nr	6/nr	A	W	92-76
2/9/1997	9/nr	9/nr	H	W	104-39
2/9/1998	1/nr	1/nr	A	W	74-52
2/27/1998	1/nr	1/nr	N82	W	88-60
2/6/1999	1/nr	1/nr	H	W	94-53
2/17/2000	2/22	3/18	A	W	79-75
3/5/2000	2/17	2/19	N65	W	70-67
1/15/2001	2/21	2/21	H	W	66-59
2/14/2002	3/nr	4/nr	A	W	80-78
1/26/2003	4/14	4/13	H	W	82-68
3/8/2003	3/10	3/11	N107	W	76-75
1/11/2004	5/nr	5/nr	A	W	61-53
3/5/2004	1/nr	1/nr	N101	W	67-57
2/24/2005	5/nr	5/nr	H	W	78-56
1/15/2006	1/nr	1/nr	A	W	79-56
1/18/2007	4/nr	4/nr	H	W	73-44
2/7/2008	2/nr	2/nr	A	W	87-69
2/24/2008	3/nr	3/nr	H	W	72-46
1/15/2009	13/nr	15/nr	A	W	63-56
2/22/2009	13/nr	19/nr	H	W	82-68
1/10/2010	4/nr	4/nr	A	W	75-48
1/27/2011	5/nr	6/nr	H	W	81-55
2/16/2012	13/nr	10/nr	A	W	57-41
1/31/2013	9/nr	10/nr	H	W	88-45
1/16/2014	12/nr	10/nr	A	W	67-63
2/12/2015	6/18	6/18	H	W	79-67
1/28/2016	19/13	23/13	A	L	63-65 (OT)
3/5/2016	nr/15	nr/15	N136	L	48-58
1/8/2017	rv/4	rv/4	H	L	64-74
2/26/2017	rv/3	rv/2	A	W	82-64
1/21/2018	6/3	7/3	H	L	52-71
2/10/2019	nr/6	nr/6	A	L	63-91
3/8/2019	nr/5	nr/5	N114	L	68-83
2/6/2020	23/8	25/8	H	L	55-72
2/24/2022	16/nr	14/nr	H	W	86-64

MISSOURI						13-3
1/14/1978	2/18		H	W	101-83	
12/9/1978	1/19		A22	W	74-61	
11/25/2010	4/nr	4/nr	N117	W	82-44	
1/10/2013	9/nr	9/nr	H	W	84-39	
2/3/2013	9/nr	10/nr	A	L	63-80	
2/23/2014	10/nr	10/nr	A	W	56-50	
1/2/2015	8/nr	9/nr	H	W	63-53	
1/4/2016	12/20	11/rv	A	W	71-55	
2/9/2017	24/rv	25/nr	H	W	77-66	
2/18/2018	11/13	11/13	A	L	73-77	
1/6/2019	10/nr	10/nr	H	L	64-66	
2/17/2019	nr/rv	nr/rv	A	W	62-60	
1/2/2020	22/nr	23/nr	H	W	77-66	
3/5/2020	rv/nr	nr/nr	N114	W	64-51	
2/5/2021	20/nr	21/nr	A	W	78-73	
2/10/2022	13/nr	10/nr	H	W	76-62	

MONTANA						2-0
11/28/1993	1/nr	1/nr	H	W	82-66	
12/19/1994	1/nr	1/nr	A	W	66-61	

MONTCLAIR STATE						0-1
12/2/1977	1/7		N17	L	80-87	

MTK BUDAPEST (HUNGARY)						N/A
11/30/1992			H	W-ex	84-70	

MURRAY STATE						1-0
12/28/2018	10/nr	10/nr	H	W	98-77	

NAVY						1-0
11/13/2016	13/nr	13/nr	H	W	85-55	

NEBRASKA						2-0
1/7/1980	5/nr		H	W	82-42	
12/1/1984	12/nr		N43	W	77-58	

DATE	AP RANK UT/OPP	ESPN RANK UT/OPP	SITE	W/L	SCORE
NEVADA-LAS VEGAS					
12/19/1979	3/15		A26	W	84-64

NORTH CAROLINA						16-3
3/9/1978	1/nr		A20	W	92-66	
2/3/1979	8/nr		H	W	95-57	
12/1/1979	4/nr		A	W	66-55	
1/26/1981	7/nr		H	W	76-72	
1/30/1982	nr/nr		A	W	76-62	
11/24/1982	4/nr		H	W	108-65	
1/2/1984	11/nr		A	W	75-59	
12/7/1984	16/nr		H	W	84-70	
1/11/1986	11/19	12/18	A	L	68-82	
1/4/1987	1/nr	1/22	H	W	87-68	
2/25/1988	3/nr	3/nr	A	W	88-65	
3/25/1993	2/17	2/18	N48	W	74-54	
3/23/1998	1/7	1/4	N83	W	76-70	
3/28/2006	6/1	6/1	N93	L	63-75	
12/3/2006	4/2	4/2	A	L	57-70	
4/1/2007	3/2	4/2	N93	W	56-50	
12/2/2007	1/5	1/4	H	W	83-79	
12/2/2012	16/22	14/nr	H	W	102-57	
11/11/2013	4/12	3/11	A	W	81-65	

NORTH CAROLINA-ASHEVILLE						1-0
11/14/2018	12/nr	12/nr	H	W	73-46	

NORTH CAROLINA-CHARLOTTE						3-0
3/1/1987	8/nr		H	W	91-44	
12/2/1991	1/nr	1/nr	A	W	79-56	
12/9/1992	1/nr	2/nr	H	W	89-45	

NORTH CAROLINA-GREENSBORO						1-2
2/19/1972			N1	L	36-51	
2/13/1976			N1	L	79-81 (OT)	
12/20/2020	nr/nr	nr/nr	H	H	66-40	

NORTH CAROLINA-WILMINGTON						1-0
12/29/2016	rv/nr	rv/nr	H	W	90-54	

NORTH CAROLINA A&T						1-0
3/16/1994	1/nr	1/nr	H	W	111-37	

NORTH CAROLINA STATE						12-3
3/12/1976			N14	L	85-86	
1/2/1978	3/5		H	W	70-65	
3/11/1978	1/5		N20	W	64-62	
1/13/1979	4/8		A	W	79-66	
1/4/1980	5/8		H	W	67-58	
2/21/1981	7/15		A	W	72-63	
2/6/1983	6/19		H	W	91-78	
1/14/1984	8/16		A	L	59-65	
1/19/1985	nr/17		H	W	72-57	
1/13/1986	12/17	12/17	A	W	67-65	
12/6/1986	3/20	3/20	H	W	86-65	
12/1/1990	3/7	3/7	A	L	77-90	
1/29/2000	4/8	4/8	N93	W	83-63	
12/2/2001	2/8	2/9	N99	W	93-56	
11/21/2004	1/nr	1/nr	A	W	64-54	

NORTHERN ILLINOIS						3-0
12/20/1987	3/nr	4/nr	H	W	103-76	
2/5/1990	5/23	6/24	H	W	83-62	
1/24/1992	4/nr	4/nr	A	W	78-61	

NORTHWESTERN						3-0
1/20/1987	3/nr	3/nr	A	W	74-71	
1/5/1988	4/nr	4/nr	H	W	78-65	
3/20/1993	2/nr	2/nr	H	W	89-66	

NORTHWESTERN STATE (LA.)						1-0
3/22/2014	3/nr	3/nr	H	W	70-46	

NOTRE DAME						22-8
11/25/1983	5/nr		A39	W	71-56	
11/24/1984	14/nr		H	W	62-57	
12/9/1985	11/nr	14/nr	A	W	71-63	
2/14/1987	7/nr	8/nr	H	W	90-55	
2/3/1988	4/nr	4/nr	A	W	91-71	
2/20/1989	2/nr	3/nr	H	W	98-43	
12/3/1989	1/nr	1/nr	A	W	77-54	
2/9/1991	5/20	5/19	H	W	88-71	
1/12/1992	2/nr	3/nr	A	W	85-82	

SERIES RECORDS

DATE	AP RANK UT/OPP	ESPN RANK UT/OPP	SITE	W/L	SCORE
1/4/1993	1/nr	1/nr	H	W	79-48
1/7/1994	1/nr	1/nr	A	W	105-70
11/19/1996	3/14	2/17	N75	W	72-59
3/28/1997	10/15	11/14	N78	W	80-66
3/17/2002	6/nr	6/nr	H	W	89-50
12/28/2002	5/12	5/12	N106	W	77-61
11/30/2003	3/17	3/17	H	W	83-59
12/31/2005	1/12	1/11	A	W	62-51
12/30/2006	4/nr	4/nr	H	W	78-54
1/5/2008	3/14	3/14	A	W	87-63
3/30/2008	3/15	3/19	N125	W	74-64
3/28/2011	4/9	4/7	N121	L	59-73
1/23/2012	7/2	9/2	A	L	44-72
1/28/2013	9/2	10/3	H	L	67-77
1/20/2014	11/2	12/2	H	L	70-86
1/19/2015	5/6	7/5	A	L	77-88
1/18/2016	18/3	22/3	A	L	66-79
1/16/2017	nr/6	rv/6	H	W	71-69
1/18/2018	6/5	7/5	A	L	70-84
1/24/2019	rv/1	rv/1	A	L	62-77
11/11/2019	rv/15	rv/14	A	W	74-63

OAKLAND					1-0
11/24/2013	3/nr	4/nr	H	W	84-50

OHIO STATE					10-1
12/18/1976	19/nr		N15	W	67-57
12/12/1977	5/18		H	W	89-56
12/12/1978	1/nr		H	W	88-74
12/14/1978	1/nr		N15	W	69-59
1/31/1980	6/nr		A	W	72-56
12/17/1981	14/nr		N34	L	82-83 (2 OT)
12/29/1990	7/nr	7/nr	N58	W	85-69
11/21/1993	1/8	1/14	N66	W	80-45
3/18/1996	4/nr	4/nr	H	W	97-65
3/26/2011	4/18	4/24	N121	W	85-75
3/25/2016	rv/9	nr/9	N138	W	78-62

OKLAHOMA					5-1
11/10/2002	2/22	2/19	H	W	94-68
12/21/2003	2/13	2/15	A	W	71-55
11/15/2007	1/9	1/8	N122	W	70-67
2/2/2009	12/2	15/2	A125	L	70-80
1/3/2010	4/14	4/15	H	W	96-75
3/31/2013	10/nr	9/nr	N125	W	74-59

OKLAHOMA STATE					4-0
12/4/1992	2/nr	2/nr	N56	W	69-60
11/24/2017	12/nr	14/nr	N139	W	79-69
12/2/2018	11/nr	11/rv	A	W	76-63
11/27/2021	11/nr	10/nr	N145	W	80-55

OLD DOMINION					36-9
3/11/1977	10/12		N3	W	61-60
2/10/1979	6/1		A	L	56-71
3/10/1979	8/1		H	L	72-74
1/26/1980	4/2		H	L	54-61
3/8/1980	3/1		N27	L	67-68
3/23/1980	2/1		N28	L	53-68
2/16/1981	7/2		A	W	76-70
3/14/1981	3/6		A32	W	65-64
3/27/1981	2/3		N33	W	68-65
12/2/1981	7/2		A	L	54-66
2/14/1982	13/4		H	W	62-58
11/30/1982	4/3		H	L	72-78 (OT)
2/14/1983	4/9		A	L	66-90
11/29/1983	5/11		H	W	67-63
1/25/1985	nr/1	18/1	A	W	67-64
2/20/1986	15/nr	12/nr	H	W	79-68
1/7/1987	2/nr	2/nr	A	W	99-90
11/28/1987	1/18	1/18	N54	W	83-52
1/14/1988	4/nr	4/nr	H	W	91-68
1/4/1989	1/nr	1/24	A	W	93-58
1/6/1990	5/22	5/21	H	W	81-61
3/18/1990	4/nr	4/nr	H	W	87-68
1/6/1991	5/nr	5/nr	A	W	93-62
2/4/1992	4/nr	4/nr	H	W	75-59
1/2/1993	1/nr	1/nr	A	W	68-60
1/13/1994	1/nr	1/nr	H	W	90-49
1/24/1995	2/nr	2/nr	A	W	77-54
1/11/1996	4/15	5/15	H	W	69-47
1/7/1997	9/2	9/4	A	L	72-83
3/30/1997	10/2	11/3	N78	W	68-59

DATE	AP RANK UT/OPP	ESPN RANK UT/OPP	SITE	W/L	SCORE
2/7/1998	1/3	1/3	H	W	85-61
1/19/1999	1/12	1/11	A	W	77-61
1/3/2000	2/21	2/19	H	W	113-55
1/28/2001	3/nr	3/nr	A	W	87-70
1/8/2002	2/25	3/nr	H	W	74-62
1/7/2003	5/nr	5/nr	A	W	91-63
1/4/2004	5/nr	5/nr	H	W	66-42
1/2/2005	8/nr	8/nr	A	W	68-58
1/2/2006	1/nr	1/nr	H	W	83-67
12/22/2006	5/nr	5/nr	A	W	75-59
12/5/2007	1/25	1/nr	H	W	83-51
12/18/2008	11/nr	13/nr	A	W	81-76
12/30/2009	4/nr	4/nr	H	W	102-62
12/5/2010	9/nr	8/nr	A	W	74-44
12/28/2011	7/nr	8/nr	H	W	90-37

ORAL ROBERTS					3-0
3/23/2008	3/nr	3/nr	N124	W	94-55
3/23/2013	10/nr	9/nr	H	W	83-62
11/17/2014	4/nr	5/nr	H	W	91-39

OREGON					1-0
3/7/1997	10/nr	11/nr	H	W	76-59

OREGON STATE					4-1
12/18/1981	14/nr		N34	W	73-62
12/16/1987	3/nr	4/nr	A	W	91-56
12/28/2014	8/10	11/12	H	W	74-63
12/19/2015	14/7	16/7	A	W	53-50
3/18/2018	12/13	13/12	H	L	59-66

PENN					1-0
11/14/2014	4/nr	4/nr	H	W	97-52

PENN STATE					9-2
12/30/1978	5/11		N23	W	74-72
2/7/1982	20/14		H	W	98-74
1/30/1983	8/19		A	W	75-60
1/29/1984	9/nr		H	W	68-65
1/27/1985	nr/12	18/10	A	L	74-79
12/28/1991	3/7	3/7	H61	W	82-81
12/10/1994	1/7	1/6	N68	W	78-74
12/3/1995	3/12	2/12	N70	W	79-67
3/29/2003	4/15	4/16	H	W	86-58
11/18/2015	4/nr	5/nr	H	W	74-66
11/20/2016	13/nr	13/nr	A	L	56-70

PEPPERDINE					1-0
11/13/2011	3/nr	3/nr	H	W	89-57

PESARO (ITALY)					N/A
8/10/2003			N109	W-ex	58-13

PITTSBURGH					5-0
12/16/1977	5/nr		N15	W	83-55
1/28/1983	8/nr		A	W	73-60
1/4/1984	11/nr		H	W	88-64
3/20/2007	3/nr	4/nr	A	W	68-54
3/23/2015	6/nr	5/nr	H	W	77-67

POLISH NATIONAL TEAM					N/A
12/2/1980			H	W-ex	76-49

PORTLAND					2-0
11/30/1997	1/nr	1/nr	A	W	74-51
11/13/1998	1/nr	1/nr	H	W	94-57

PORTLAND STATE					1-0
12/21/2019	23/nr	24/nr	A	W	88-61

PRAGUE UNIV. (CZECHOSLOVAKIA)					N/A
6/17/1987			N53	L-ex	62-85

PREMIER PLAYERS					N/A
11/16/2002			H	W-ex	95-76

PRESBYTERIAN					1-0
11/11/2018	11/nr	12/nr	H	W	97-49

PRINCETON					1-0
12/20/2005	1/nr	1/nr	H	W	107-39

GENERAL

STAFF

PLAYERS

REVIEW

HISTORY

FACILITIES

NCAA

SEC

RECORDS

MEDIA INFO



SERIES RECORDS

DATE	AP RANK UT/OPP	ESPN RANK UT/OPP	SITE	W/L	SCORE
PROVIDENCE 3-0					
11/29/1986	3/nr	3/nr	N49	W	86-70
1/25/1993	2/nr	2/nr	H	W	93-50
2/11/1994	2/nr	2/nr	A	W	83-73
PUERTO RICO-MAYAGUEZ 1-0					
11/29/2002	4/nr	5/nr	A	W	136-26
PURDUE 7-1					
12/6/1994	1/15	1/13	H	W	81-63
12/2/1995	3/7	2/5	N70	W	81-63
12/8/1995	2/10	2/10	A71	W	82-68
1/17/1997	9/nr	9/nr	H	W	72-60
11/15/1998	1/5	1/5	A85	L	68-78
12/2/1999	3/17	3/17	H	W	72-66
3/22/2005	3/nr	3/nr	H	W	75-54
3/25/2008	3/nr	3/nr	A124	W	78-52
RADFORD 1-0					
3/16/1996	4/nr	4/nr	H	W	97-56
REMUS AUSTRIA POWER N/A					
11/4/2001			H	W-ex	108-69
RICE 1-0					
11/15/2012	24/nr	20/nr	H	W	101-48
RICHMOND 1-0					
1/14/1991	2/nr	3/nr	H	W	80-54
ROANOKE 1-0					
3/8/1974			N11	W	68-47
ROMANIAN NATIONAL TEAM N/A					
8/15/2003			N110	W-ex	88-74
ROQUE-BRUEN (FRANCE) N/A					
8/22/1999			A92	W-ex	114-45
RUTGERS 20-3					
3/16/1979	6/3		N24	W	79-69
1/23/1982	nr/3		A	L	57-68
1/19/1983	8/16		H	W	81-61
12/30/1988	1/10	1/11	A57	W	93-53
3/21/1992	2/nr	2/nr	H	W	97-56
1/19/1993	2/nr	2/nr	H	W	93-74
1/17/1994	1/nr	1/nr	A	L	77-87
3/21/1998	1/nr	1/nr	N83	W	92-60
1/3/1999	2/15	2/13	N87	W	68-54
3/31/2000	2/8	2/8	N95	W	64-54
1/2/2001	2/9	2/10	N87	W	58-51
12/11/2003	2/nr	2/25	H	W	59-49
12/29/2004	8/24	8/nr	A	L	51-65
3/29/2005	3/9	3/10	N115	W	59-49
3/26/2006	6/9	6/9	N93	W	76-69
4/3/2007	3/15	4/18	N93	W	59-46
2/11/2008	1/5	2/7	H	W	59-58
1/3/2009	8/15	12/14	A	W	55-51
12/13/2009	4/nr	3/nr	N87	W	68-54
12/30/2010	5/nr	6/nr	H	W	87-51
12/13/2011	6/11	6/11	A	W	67-61
12/30/2012	13/nr	15/nr	H	W	66-47
12/14/2014	11/17	13/19	A	W	55-45
SAINT FRANCIS (PA.) 1-0					
12/03/2014	14/nr	14/nr	H	W	111-44
SAINT LOUIS 1-0					
12/7/2002	4/nr	5/nr	N105	W	75-40
SAN FRANCISCO 2-0					
11/15/2008	7/nr	6/nr	H	W	68-39
12/22/2009	4/nr	4/nr	A	W	89-34
SAN JOSE STATE 1-0					
12/15/1979	3/nr		A	W	81-70
SANTA CLARA 1-0					
12/16/1991	3/nr	1/nr	A	W	73-71
SELEZIONE DREAM TEAM ITALY N/A					
8/11/2015			A135	W-ex	81-27

DATE	AP RANK UT/OPP	ESPN RANK UT/OPP	SITE	W/L	SCORE
SHORTER 1-0					
1/11/1975			H	W	109-74
SMU 1-0					
11/29/2013	3/nr	4/nr	N130	W	87-47
SOLNA (SWEDEN) N/A					
1/4/1992			N62	W-ex	70-65
SOUTH CAROLINA 51-11					
2/18/1972			N1	W	44-30
3/10/1973			N6	L	54-59
2/16/1974			N1	W	72-45
1/15/1979	4/nr		H	W	62-54
3/9/1979	8/15		H	W	76-64
1/23/1980	4/8		A	L	52-56
3/7/1980	3/7		A27	W	67-54
3/21/1980	2/4		N28	W	75-72
1/12/1981	9/10		H	W	65-54
1/25/1982	nr/12		A	W	87-81
12/4/1982	4/13		N36	W	84-62
2/16/1983	4/nr		H	W	87-67
2/8/1984	7/nr		A	W	71-66
2/18/1985	20/nr	24/nr	H	W	66-58
1/6/1986	11/nr	13/nr	A	W	70-54
2/19/1987	9/nr	8/nr	H	W	80-56
1/20/1988	4/nr	4/nr	A	W	85-80
2/4/1989	2/17	2/17	H	W	60-54
1/25/1990	3/15	3/15	A	W	70-69
1/24/1991	4/nr	4/nr	H	W	77-61
1/15/1992	2/nr	2/nr	A	W	78-58
2/18/1993	1/nr	1/nr	H	W	100-57
2/8/1994	2/nr	2/nr	A	W	91-75
1/12/1995	1/nr	1/nr	H	W	72-55
2/15/1996	5/nr	5/nr	A	W	79-73 (OT)
2/11/1997	8/nr	9/nr	H	W	90-59
2/28/1997	8/nr	11/nr	N65	W	75-48
1/6/1998	1/nr	1/nr	A	W	94-52
1/7/1999	2/nr	2/nr	H	W	87-58
1/14/2000	2/nr	2/nr	A	W	92-76
1/11/2001	2/nr	2/nr	H	W	99-45
1/17/2002	2/8	3/8	A	W	80-61
1/23/2003	4/15	4/14	H	W	97-78
1/15/2004	5/nr	5/nr	A	W	86-58
2/8/2004	1/nr	1/nr	H	W	72-58
1/27/2005	5/nr	6/nr	A	W	68-53
2/17/2005	6/nr	6/nr	H	W	74-44
1/4/2006	1/nr	1/nr	A	W	66-51
2/1/2007	3/nr	3/nr	H	W	72-36
3/2/2007	2/nr	2/nr	N119	W	81-63
1/13/2008	2/nr	2/nr	A	W	71-48
1/18/2009	13/nr	15/nr	H	W	68-56
1/7/2010	4/nr	4/nr	H	W	79-62
1/31/2010	5/nr	5/nr	A	W	60-55
1/20/2011	5/nr	6/nr	A	W	71-56
2/17/2011	4/nr	4/nr	H	W	82-60
2/2/2012	8/nr	8/nr	H	L	60-64
3/3/2012	13/25	10/rv	N101	W	74-58
1/3/2013	12/18	13/15	A	W	73-53
3/2/2014	10/4	9/5	H	W	73-61
2/23/2015	6/2	6/2	A	L	66-71
3/8/2015	5/3	5/4	N107	L	46-62
2/15/2016	24/3	rv/2	H	L	56-62
1/30/2017	rv/4	25/4	A	W	76-74
1/14/2018	6/9	6/8	A	W	86-70
2/25/2018	15/7	14/6	H	W	65-46
3/2/2018	12/8	12/8	N101	L	62-73
2/24/2019	nr/13	nr/13	H	L	67-82
2/2/2020	22/1	22/2	A	L	48-69
2/18/2021	21/2	21/3	H	W	75-67
3/6/2021	14/7	16/7	N114	L	52-67
2/20/2022	12/1	8/1	A	L	53-67
SOUTH CAROLINA STATE 2-0					
3/19/1983	9/nr		H	W	86-51
11/22/1983	5/nr		H	W	85-69
SOUTH DAKOTA 1-0					
11/25/2017	12/nr	14/nr	N138	W	69-49
SOUTH FLORIDA 1-0					
11/15/2021	16/23	12/22	H	W	52-49

SERIES RECORDS

DATE	AP RANK UT/OPP	ESPN RANK UT/OPP	SITE	W/L	SCORE
SOUTH KOREAN NATIONAL TEAM					N/A
6/19/1987			N53	L-ex	74-86

SOUTHERN CALIFORNIA					8-7
2/2/1981	10/8		H	W	78-71
12/9/1981	10/4		A	L	70-86
3/21/1982	8/5		H	W	91-90 (OT)
12/6/1982	5/1		H	L	71-81
11/26/1983	5/1		N39	L	64-78
12/8/1983	7/1		A	L	66-81
4/1/1984	15/5		N41	L	61-72
1/8/1985	nr/6		H	W	71-60
12/13/1985	11/4	15/3	A	L	77-85
3/28/1986	15/3	5/2	N6	L	59-83
12/28/1986	1/7	1/7	N50	W	89-75
12/6/1988	1/17	1/18	H	W	102-69
12/22/1989	4/nr	1/nr	A	W	87-53
11/18/2001	2/nr	2/nr	H	W	106-66
12/14/2002	4/nr	5/nr	A	W	71-39

SOUTHERN ILLINOIS					3-0
11/19/1984	14/nr		N42	W	56-54
1/23/1989	2/nr	2/nr	H	W	78-44
11/10/2022	15/nr	12/nr	H	W	59-49

SOUTHWEST MISSOURI STATE					1-0
3/17/1991	4/nr	3/nr	H	W	55-47

SOVIET NATIONAL TEAM					N/A
11/29/1979			H	L-ex	59-102

ST. JOHN'S					2-0
12/3/1982	4/nr		N36	W	69-56
3/24/2014	3/nr	3/nr	H	W	67-51

ST. JOSEPH'S					5-0
12/27/1986	1/nr	1/21	N50	W	76-66
11/25/1995	4/nr	2/nr	H	W	75-54
1/2/1997	8/nr	8/nr	A	W	64-52
11/16/1998	4/nr	1/nr	H	W	108-63
12/19/1999	2/nr	2/nr	A	W	82-59

ST. MARY'S (CA)					1-0
3/18/2001	3/nr	3/nr	H	W	92-75

ST. MARY'S NURSING					1-0
7/18/1974			H	W	53-39

STANFORD					25-13
12/18/1988	1/5	1/5	H	W	83-60
12/15/1989	2/3	2/3	A	L	71-85
11/25/1990	6/2	6/2	H	W	95-80
12/30/1990	7/8	7/8	N58	W	84-77
3/30/1991	4/11	3/10	N59	W	68-60
12/14/1991	1/3	1/3	A	L	95-96 (OT)
12/6/1992	2/1	2/1	N56	W	74-73 (OT)
12/21/1992	1/2	1/2	H	W	84-79
2/3/1993	1/9	1/8	A	W	81-75
12/1/1994	1/2	1/2	H	W	105-69
12/16/1995	2/9	2/9	A	L	72-90
12/15/1996	5/1	1/5	H	L	65-82
11/29/1997	1/11	1/10	N79	W	88-70
12/19/1998	2/nr	2/nr	H	W	98-62
11/26/1999	5/23	5/22	A	W	79-73
12/17/2000	2/15	2/22	H	W	63-58
12/16/2001	2/6	2/5	A	W	68-62
12/18/2002	4/5	4/5	H	W	71-56
12/14/2003	2/6	2/5	A	W	70-66 (OT)
3/30/2004	2/10	3/8	N112	W	62-60
12/21/2004	9/2	10/2	H	W	70-67
12/4/2005	2/12	1/11	A	W	74-67
11/24/2006	4/11	4/11	H	W	77-60
12/22/2007	1/5	1/4	A	L	69-73 (OT)
4/8/2008	3/4	3/4	N122	W	64-48
12/21/2008	11/3	13/4	H	W	79-69 (OT)
12/19/2009	3/2	3/2	A	L	52-67
12/19/2010	6/3	6/2	H	W	82-72 (OT)
12/20/2011	6/4	6/4	A	L	80-97
12/22/2012	10/1	11/1	H	L	60-73
12/21/2013	3/6	3/5	A	L	70-76
12/20/2014	11/7	12/7	H	W	59-40
12/16/2015	14/15	16/14	A	L	55-69
12/18/2016	nr/10	rv/10	H	W	59-51

DATE	AP RANK UT/OPP	ESPN RANK UT/OPP	SITE	W/L	SCORE
12/21/2017	7/18	7/24	A	W	83-71
12/18/2018	9/8	8/9	H	L	85-95
12/18/2019	23/1	24/1	A	L	51-78
12/18/2021	7/3	9/3	H	L	63-74

STEPHEN F. AUSTIN					3-3
12/15/1978	1/5		N15	L	60-69
1/14/1980	5/2		H	W	79-69
12/13/1980	3/17		A	L	68-72
11/22/1981	2/18		H	L	74-80
12/11/1982	5/nr		A	W	76-67
12/5/1992	2/8	2/8	N56	W	94-71

STETSON					8-0
12/3/1987	1/nr	1/nr	H	W	102-59
1/9/1989	2/nr	1/nr	A	W	97-62
11/26/1989	1/nr	1/nr	H	W	112-39
11/20/2005	2/nr	1/nr	H	W	83-33
3/19/2011	4/nr	4/nr	H	W	99-34
12/30/2015	13/nr	16/nr	H	W	90-56
12/5/2018	9/nr	9/nr	H	W	65-55
11/19/2019	23/nr	rv/nr	H	W	73-46

STOCKHOLM HUMAN RIGHTS (08)					N/A
11/3/2002			H	W-ex	116-50

SULLINS					1-1
2/24/1923			A	L	12-15
3/5/1969			H	W	70-34

SYRACUSE					1-1
11/20/2015	4/25	5/rv	H	W	57-55
3/27/2016	rv/14	nr/15	N138	L	67-89

TUCU					4-0
11/27/2000	2/nr	2/nr	A	W	83-61
2/11/2003	3/nr	3/nr	H	W	86-72
1/2/2004	5/19	5/19	A	W	74-66
12/19/2004	9/nr	10/nr	H	W	82-55

TEMPLE					2-0
11/28/2004	1/nr	1/nr	H	W	52-48
12/28/2005	1/22	1/21	A	W	75-50

TENNESSEE SCHOOL FOR THE DEAF					0-0-1
7/16/1909			H	T	12-12

TENNESSEE STATE					6-0
2/17/1986	15/nr	14/nr	H	W	114-63
2/27/1988	3/nr	3/nr	H	W	104-51
12/17/2013	3/nr	3/nr	H	W	94-43
11/24/2014	4/nr	5/nr	H	W	97-46
11/30/2016	22/nr	25/nr	H	W	86-36
11/14/2019	rv/nr	rv/nr	H	W	73-43

TENNESSEE TECH					17-12
1/23/1969			H	W	45-43
1/28/1970			A	L	45-59
2/11/1970			H	L	48-60
3/3/1973			N5	L	45-48
3/10/1973			N6	L	49-61
2/9/1974			A	W	65-51
3/2/1974			A10	L	51-54 (OT)
1/27/1975			A	L	73-96
2/4/1975			H	L	74-76
1/24/1976			A13	L	61-83
2/6/1976			H	L	84-89 (OT)
3/4/1976			N4	L	76-91
2/7/1977	12/6		A	L	65-70
2/25/1977	12/6		H	W	80-67
3/4/1977	12/6		A10	L	70-76
3/12/1977	10/7		N3	W	72-59
12/3/1977	1/11		N17	W	65-60
12/16/1977	5/nr		N15	W	79-64
1/18/1978	3/nr		A	W	82-81 (OT)
2/18/1978	1/nr		H18	W	80-64
3/4/1978	1/nr		N19	W	92-73
2/15/1979	6/nr		H	W	80-75
3/3/1979	8/nr		H	W	85-60
2/12/1980	4/nr		A	W	68-66
3/1/1980	4/20		A10	W	83-66
2/12/1981	7/nr		H	W	69-63
3/15/1987	7/nr	7/nr	H	W	95-59

GENERAL

STAFF

PLAYERS

REVIEW

HISTORY

FACILITIES

NCAA

SEC

RECORDS

MEDIA INFO



SERIES RECORDS

DATE	AP RANK UT/OPP	ESPN RANK UT/OPP	SITE	W/L	SCORE
2/2/1991	3/nr	3/nr	H	W	94-67
12/1/2021	11/nr	10/nr	H	W	76-48

TENNESSEE TECH JV 1-0

1/23/1976			A13	W	74-51
-----------	--	--	-----	---	-------

TENNESSEE-MARTIN 14-2

3/4/1971			N3	L	26-39
3/3/1972			H	L	42-53
3/2/1973			N5	W	59-57 (OT)
3/3/1973			N5	W	61-57 (OT)
2/7/1975			A	W	92-76
12/10/1975			H	W	77-50
3/5/1976			N4	W	77-62
2/12/1979	6/nr		H	W	124-60
3/2/1979	8/nr		H	W	96-51
2/16/1980	4/nr		A	W	69-55
2/28/1980	4/nr		N10	W	81-35
2/26/1981	4/nr		N3	W	71-41
11/23/1997	1/nr	1/nr	A	W	73-32
11/19/1999	5/nr	2/nr	H	W	133-60
12/5/2006	6/nr	5/nr	H	W	85-29
3/17/2012	9/nr	7/nr	N128	W	72-49

TEXAS 26-16

12/8/1978	1/10		N22	W	84-60
12/9/1982	5/10		A	L	59-74
12/1/1983	5/4		H	L	65-66
12/11/1984	15/2		A	L	60-91
12/1/1985	11/1	11/1	H	L	52-74
12/14/1986	3/1	3/1	A	W	85-78
12/29/1986	1/2	1/2	N50	L	74-88
12/9/1987	1/2	1/2	H	L	78-97
1/31/1989	2/11	2/11	A	L	67-69
1/20/1990	3/6	3/7	H	W	76-70
2/23/1991	4/15	4/15	A	W	64-55
12/19/1991	3/19	3/19	N60	W	86-72
2/25/1992	2/24	2/24	H	W	86-68
2/2/1993	1/13	1/13	A	W	72-58
1/25/1994	2/nr	2/nr	H	W	94-60
12/28/1994	1/nr	1/nr	A	W	66-54
12/10/1995	2/nr	2/nr	H	W	83-67
12/21/1996	6/13	6/16	A	W	68-65 (OT)
12/3/1997	1/nr	1/nr	H	W	98-64
11/28/1998	3/nr	3/nr	A	W	86-65
12/30/1999	2/25	2/nr	H	W	106-76
12/22/2000	2/15	2/22	A	W	67-59
2/12/2002	3/18	4/17	H	L	66-69
12/21/2002	4/22	4/21	A	L	62-63
12/28/2003	2/5	2/5	H	L	60-70
11/25/2004	1/4	1/4	A	L	59-74
12/1/2005	2/16	1/18	H	W	102-61
12/17/2006	5/23	5/24	A	W	67-46
11/8/2007	1/21	1/22	H	W	92-67
12/14/2008	7/6	10/5	A	L	59-73
12/6/2009	6/17	5/17	H	W	78-58
12/12/2010	8/21	7/24	A	W	92-77
12/4/2011	8/21	8/22	H	W	73-57
12/16/2012	13/18	12/20	A	W	94-75
12/8/2013	3/nr	3/nr	H	W	75-61
11/30/2014	4/6	5/9	A	L	59-72
11/29/2015	4/8	5/8	H	L	53-64
12/11/2016	rv/17	rv/17	A	L	67-72
12/10/2017	11/2	13/4	H	W	82-75
12/9/2018	9/12	9/12	A	W	88-82
12/8/2019	17/nr	19/nr	H	L	60-66
11/21/2021	16/12	12/21	H	W	74-70 (OT)

TEXAS A&M 9-7

12/19/1997	1/nr	1/nr	N81	W	105-81
4/1/2008	3/8	3/9	N125	W	53-45
2/28/2013	8/13	8/15	H	W	82-72
3/9/2013	9/19	9/19	N119	L	62-66
1/26/2014	11/17	12/15	A	W	76-55
3/8/2014	6/15	6/14	N119	W	86-77
1/8/2015	7/9	9/8	H	W	81-58
2/7/2016	23/12	25/11	A	L	71-76 (OT)
3/4/2016	nr/16	nr/16	N136	W	70-60
2/12/2017	24/rv	25/rv	H	L	59-61
1/11/2018	6/17	6/16	A	L	76-79 (OT)
2/1/2018	12/14	13/12	H	W	82-67
2/21/2019	nr/21	nr/22	A	L	62-79

DATE	AP RANK UT/OPP	ESPN RANK UT/OPP	SITE	W/L	SCORE
2/16/2020	25/16	rv/18	H	L	71-73
2/14/2021	16/6	19/5	A	L	70-80
1/6/2022	7/25	8/23	H	W	73-45

TEXAS TECH 6-0

3/25/1995	3/5	2/6	H	W	80-59
11/27/1995	3/10	2/14	H	W	81-44
12/18/1996	6/11	6/10	A	W	79-71
3/27/2000	2/11	2/11	N94	W	57-44
3/27/2005	3/14	3/14	N115	W	75-59
11/17/2009	6/nr	5/nr	N126	W	91-53

TOLEDO 1-0

12/18/1985	13/nr	14/nr	N47	W	81-63
------------	-------	-------	-----	---	-------

TROY 3-0

12/14/2013	3/nr	3/nr	H	W	103-64
12/21/2016	rv/nr	rv/nr	H	W	110-84
12/6/2017	11/nr	13/nr	H	W	131-69

TUSCULUM 1-0

2/15/1926			A	W	37-12
-----------	--	--	---	---	-------

UCF 1-0

11/12/2021	15/nr	12/nr	A	W	49-41
------------	-------	-------	---	---	-------

UCLA 18-2

1/5/1979	5/4		H	W	88-74
3/25/1979	3/6		N25	W	104-86
12/13/1979	3/11		A	W	80-77
1/3/1981	7/8		H	L	62-65
12/13/1981	14/17		A	W	71-66
12/10/1983	7/nr		A	W	73-70
1/6/1985	nr/nr		H	W	72-57
12/15/1985	13/nr	15/nr	A	W	68-64
12/20/1986	1/nr	1/nr	H	W	81-58
12/13/1987	1/nr	1/nr	A	W	89-63
12/20/1988	1/nr	1/nr	H	W	82-50
12/17/1989	2/nr	2/nr	A	W	77-55
12/16/1990	10/nr	8/nr	H	W	113-86
12/21/1998	2/8	2/8	H	W	100-77
11/28/1999	5/4	5/4	A	W	88-77
11/16/2006	5/20	4/21	H	W	83-60
12/19/2007	1/nr	1/nr	A	W	82-70
11/28/2009	6/nr	5/nr	H	W	61-47
12/17/2011	6/nr	6/nr	A	W	85-64
3/23/2019	nr/20	nr/24	N141	L	77-89

UCONN 9-16

1/16/1995	1/2	1/2	A	L	66-77
4/2/1995	3/1	2/1	N16	L	64-70
1/6/1996	4/2	4/2	H	L	53-59
3/29/1996	4/2	4/3	N73	W	88-83 (OT)
1/5/1997	8/1	8/1	A77	L	57-72
3/24/1997	10/1	11/1	N48	W	91-81
1/3/1998	1/3	1/3	H	W	84-69
1/10/1999	2/1	2/1	A	W	92-81
1/8/2000	2/1	2/1	H	L	67-74
2/2/2000	4/1	4/1	A77	W	72-71
4/2/2000	2/1	2/1	N95	L	52-71
12/30/2000	2/1	2/1	A	L	76-81
2/1/2001	3/2	3/2	H	W	92-88
1/5/2002	2/1	2/1	H	L	72-86
3/29/2002	6/1	6/1	N103	L	55-79
1/4/2003	5/3	5/2	A	L	62-63 (OT)
4/8/2003	4/1	4/2	N108	L	68-73
2/5/2004	1/4	1/3	H	L	67-81
4/6/2004	2/6	3/6	N113	L	61-70
1/8/2005	10/15	10/14	A	W	68-67
1/7/2006	1/7	1/7	H	W	89-80
1/6/2007	4/5	4/5	A77	W	70-64
1/23/2020	23/3	23/5	A77	L	45-60
1/21/2021	25/3	rv/5	H	L	61-67
2/6/2022	7/10	7/9	A77	L	56-75

UNIMEP SAO PAULO (BRAZIL) N/A

6/14/1987			A	L-ex	71-104
-----------	--	--	---	------	--------

UNION (KY.) 1-1

3/11/1922			A	L	8-14
3/1/1969			N2	W	43-23

SERIES RECORDS

DATE	AP RANK UT/OPP	ESPN RANK UT/OPP	SITE	W/L	SCORE
UNION (TENN.)					0-3
2/8/1975			A	L	67-80
2/27/1975			N12	L	90-95
3/1/1975			N12	L	93-94
11/7/2010			H	W-ex	86-53
11/8/2011			H	W-ex	93-45
UNITED STATES ARMED FORCES					N/A
11/4/1997			H	W-ex	111-54
UNITED STATES NATIONAL TEAM					N/A
11/22/1995			H	L-ex	58-82
11/7/1999			H	W-ex	65-64
11/4/2007			H	L-ex	83-72
VALDOSTA STATE					3-1
3/18/1978	1/8		N21	L	80-83
1/27/1979	7/14		H	W	93-73
1/12/1980	5/nr		A	W	72-65
11/29/1980	3/nr		N29	W	99-84
VALENCIENNES-ORCHIES (FRANCE)					N/A
8/15/1999			A88	W-ex	71-68
VANDERBILT					76-10
1/18/1976			A	W	96-27
11/21/1979	4/nr		A	W	77-53
12/6/1981	10/nr		H	W	99-77
1/4/1982	20/nr		A	W	80-63
2/26/1982	8/nr		N6	W	80-75
1/12/1983	11/nr		H	W	98-70
2/19/1983	4/nr		A	W	94-79
2/5/1984	7/nr		A	W	82-73
2/26/1984	10/nr		H	W	74-72
1/16/1985	nr/nr		A	L	77-84
2/16/1985	nr/nr	24/nr	H	W	82-71
2/15/1986	14/nr	14/nr	H	W	94-81
2/4/1987	5/14	6/13	A	L	76-77
1/17/1988	4/nr	4/20	H	W	104-67
1/26/1989	2/nr	2/23	A	W	80-60
2/22/1990	4/nr	4/nr	H	W	88-77
12/6/1990	6/nr	6/nr	A	L	66-80
3/2/1991	4/nr	4/nr	N51	W	62-60
2/2/1992	4/13	4/11	H	W	70-53
1/30/1993	2/1	2/1	A	W	73-68
1/31/1994	2/9	2/10	A	W	84-82
2/13/1994	2/12	2/11	H	W	79-57
3/7/1994	1/13	1/13	N65	W	82-57
12/31/1994	1/8	1/9	A	W	72-70
2/12/1995	2/7	2/7	H	W	75-55
3/6/1995	2/9	2/11	N65	L	61-67
1/19/1996	6/2	5/2	H	W	85-82
2/25/1996	5/10	5/9	A	W	79-71
1/19/1997	9/7	9/7	A	W	92-79 (OT)
2/17/1997	8/15	8/13	H	W	64-59
1/25/1998	1/9	1/8	H	W	86-54
2/16/1998	1/14	1/11	A	W	91-60
2/28/1998	1/14	1/13	N82	W	106-45
2/7/1999	1/nr	1/nr	A	W	66-60
2/18/1999	1/nr	1/nr	H	W	89-53
2/4/2000	4/nr	4/nr	H	W	78-52
2/24/2000	2/nr	3/nr	A	W	59-57
3/4/2000	2/nr	3/nr	N65	W	61-53
1/23/2001	3/16	3/17	A	W	70-64
2/22/2001	1/18	1/17	H	W	70-66
3/3/2001	1/15	1/15	N94	L	74-77
2/2/2002	2/8	2/6	A	L	59-76
2/16/2002	3/6	4/6	H	W	75-68
3/25/2002	6/4	6/4	N102	W	68-63
2/2/2003	4/17	4/17	A	W	81-67
2/27/2003	3/17	3/18	H	W	91-71
1/22/2004	2/nr	2/nr	H	W	79-54
2/15/2004	3/nr	3/nr	A	W	94-88
1/16/2005	8/17	10/15	A	W	79-65
2/13/2005	5/21	5/20	H	W	72-63
3/5/2005	5/18	4/17	N114	W	76-73
1/19/2006	1/19	1/19	A	W	80-68
2/12/2006	5/22	5/20	H	W	70-67
1/25/2007	4/15	4/14	A	W	67-57
2/25/2007	2/12	2/12	H	W	73-53
1/20/2008	2/nr	2/nr	H	W	79-63

DATE	AP RANK UT/OPP	ESPN RANK UT/OPP	SITE	W/L	SCORE
2/17/2008	1/25	1/nr	A	W	81-68
3/8/2008	3/21	3/22	N101	W	63-48
1/11/2009	7/24	11/24	A	L	58-74
3/1/2009	18/19	23/21	H	W	75-66
1/17/2010	4/nr	4/22	H	W	64-57
2/8/2010	5/nr	5/22	A	W	69-60
3/6/2010	4/nr	4/nr	N119	W	68-49
1/15/2011	5/nr	5/nr	H	W	68-56
2/13/2011	4/nr	4/nr	A	W	65-57
1/15/2012	6/25	7/24	H	W	87-64
2/9/2012	11/nr	11/25	A	L	79-93
3/2/2012	13/25	10/nr	N101	W	68-57
1/24/2013	9/nr	9/nr	A	W	83-75
2/17/2013	12/nr	10/nr	H	W	83-64
1/12/2014	8/nr	8/nr	A	L	63-74
2/10/2014	8/18	8/19	H	W	81-53
1/5/2015	7/nr	9/nr	A	W	57-49
3/1/2015	6/nr	6/nr	H	W	79-49
1/21/2016	18/nr	22/nr	H	W	58-49
2/11/2016	25/nr	rv/nr	A	W	69-51
1/5/2017	rv/nr	rv/nr	A	W	70-57
1/22/2017	nr/nr	rv/nr	H	W	91-63
1/7/2018	7/nr	7/nr	H	W	86-73
2/4/2018	12/nr	13/nr	A	W	74-64
2/3/2019	nr/nr	nr/nr	A	W	82-65
2/28/2019	nr/nr	nr/nr	H	L	69-76
1/30/2020	22/nr	22/nr	A	W	78-69
2/23/2020	rv/nr	rv/nr	H	W	67-63
1/13/2022	5/nr	6/nr	A	W	65-51
2/13/2022	13/nr	10/nr	H	W	66-52
VERMONT					2-0
11/24/1996	3/nr	2/nr	A76	W	87-58
11/25/1997	1/nr	1/nr	H	W	92-52
VILLANOVA					1-0
3/31/2003	4/11	4/12	H	W	73-49
VIRGINIA					14-3
3/10/1981	3/nr		H	W	81-54
3/16/1985	13/nr	15/21	H	W	65-55
3/19/1987	7/11	7/11	H	W	66-58
3/26/1988	1/10	1/10	N32	W	84-76
3/23/1989	1/nr	1/19	N45	W	80-47
3/24/1990	4/12	5/4	N32	L	75-79 (OT)
3/31/1991	4/2	3/2	N59	W	70-67 (OT)
12/9/1994	1/12	1/12	N68	W	84-73
11/19/1995	6/3	6/2	H69	W	78-51
3/25/1996	4/11	4/10	A72	W	52-46
3/25/2000	2/19	2/19	N94	W	77-56
3/24/2003	4/nr	4/nr	H	W	81-51
11/17/2008	5/16	6/15	H	L	82-83
11/22/2009	6/12	5/17	A	W	77-63
11/18/2010	4/nr	4/nr	H	W	85-73
11/20/2011	3/nr	3/nr	A	L	64-69 (OT)
11/28/2013	3/nr	4/nr	N130	W	76-67
VIRGINIA STATE					0-1
2/21/1925			H	L	18-39
VIRGINIA TECH					8-2
1/4/1983	12/nr		A	W	56-47
1/10/1984	8/nr		H	W	77-63
11/28/1989	1/nr	1/nr	H	W	81-55
12/3/1990	6/nr	3/nr	A	W	64-54
1/20/1994	1/nr	1/nr	H	W	88-51
2/22/1995	2/nr	2/nr	A	W	66-33
3/20/1999	2/13	2/15	N25	W	68-52
12/6/2015	8/nr	8/nr	H	L	43-57
11/27/2016	17/nr	16/nr	A	L	63-67
12/5/2021	11/rv	10/rv	A	W	64-58
VISBY (SWEDEN)					N/A
11/8/1998			H	W-ex	100-60
WAKE FOREST					2-0
3/19/1988	1/nr	1/23	H	W	94-66
12/29/1988	1/nr	1/24	N57	W	82-61
WALTERS STATE CC					1-0
1/19/1976			H	W	82-57

GENERAL

STAFF

PLAYERS

REVIEW

HISTORY

FACILITIES

NCAA

SEC

RECORDS

MEDIA INFO



SERIES RECORDS

DATE	AP RANK UT/OPP	ESPN RANK UT/OPP	SITE	W/L	SCORE
WASHINGTON					1-0
11/26/1988	1/13	1/13	N56	W	70-48
WASHINGTON STATE					1-0
12/16/1981	14/nr		N34	W	55-46
WEST COAST ALL-STARS					N/A
11/9/2003			H	W-ex	86-57
11/14/2004			H	W-ex	77-36
WEST VIRGINIA					6-1
11/22/1982	4/nr		H	W	93-70
11/19/1983	5/nr		N38	W	52-47
1/12/1985	nr/nr		H	W	61-59
1/4/1986	11/nr	13/nr	A	W	74-58
12/20/2006	5/nr	5/nr	H	W	66-51
11/21/2007	1/15	1/17	N123	W	67-49
12/6/2020	rv/nr	rv/nr	A	L	73-79 (OT)
WESTERN CAROLINA					10-7
1/18/1969			A	L	46-77
2/8/1969			H	L	44-60
2/6/1970			A	L	*
2/14/1970			H	*	*
1/22/1971			A	L	26-43
2/19/1972			N1	W	48-44
2/22/1972			H	L	43-54
2/20/1973			A	W	48-46
2/19/1974			H	W	72-45
3/9/1974			N11	W	66-51
1/22/1975			A	W	69-66
2/14/1975			N1	L	82-86
12/3/1975			H	W	62-44
1/14/1976			A	L	72-77
1/14/1977	13/nr		HG	W	82-62
2/17/1977	12/nr		N1	W	85-48
3/20/2005	3/nr	3/nr	H	W	94-43
11/25/2008	9/nr	12/nr	H	W	83-56
WESTERN KENTUCKY					8-1
11/20/1984	14/nr		A42	W	70-62
2/20/1985	20/11	23/10	H	W	77-72
2/24/1989	2/nr	2/nr	A	W	76-57
1/4/1990	5/nr	5/nr	H	W	78-58
3/21/1991	4/10	3/11	H	W	68-61
3/26/1992	2/15	2/15	N63	L	70-75
3/23/1995	3/9	2/7	H	W	87-65
3/16/1998	1/15	1/18	H	W	82-62
11/28/2020	rv/nr	rv/nr	H	W	87-47
WESTERN MICHIGAN					2-0
1/1/1989	1/nr	1/nr	H	W	84-39
12/1/1989	1/nr	1/nr	A	W	98-57
WETZIKON BBC (SWITZERLAND)					N/A
8/17/1999			A89	W-ex	104-37
WICHITA STATE					3-0
12/16/2014	11/nr	12/nr	H	W	54-51
12/11/2015	16/nr	16/nr	A	W	58-51
11/20/2017	12/nr	18/nr	H	W	68-56
WINTHROP					3-2
2/15/1969			A1	W	31-29
2/20/1971			A	L	31-58
2/16/1974			A1	W	60-45
3/9/1974			N11	L	53-55
11/21/2014	4/nr	5/nr	H	W	81-48
WISCONSIN					5-0
2/8/1996	6/8	6/11	A	W	72-61
2/4/1997	9/23	9/16	H	W	78-74
12/20/1997	1/9	1/10	N81	W	87-66
12/5/1999	3/25	3/nr	A	W	85-62
12/3/2000	2/18	2/nr	H	W	90-66
WISCONSIN-GREEN BAY					2-0
11/26/1996	5/nr	5/nr	H	W	71-36
3/18/2016	rv/nr	nr/rv	N137	W	59-53

DATE	AP RANK UT/OPP	ESPN RANK UT/OPP	SITE	W/L	SCORE
XAVIER					0-1
3/24/2001	3/12	3/11	N98	L	65-80
YOUNGSTOWN STATE					2-0
2/10/1992	3/nr	4/nr	H	W	100-72
2/9/1993	1/nr	1/nr	A	W	78-54

TOURNEYS/NEUTRAL SITES

1-Winthrop Invitational; 2-Carson-Newman Invitational; 3-at Memphis State; 4-at East Tennessee State; 5-at Maryville; 6-at Kentucky; 7-Tennessee Invitational; 8-at Lenoir City, Tenn.; 9-at Carson-Newman; 10-at Tennessee Tech; 11-at Madison; 12-at Lambuth; 13-Tennessee Tech Invitational; 14-at Western Carolina; 15-Mississippi University for Women Christmas Invitational; 16-at Minnesota; 17-Lady Statesman Invitational at Delta State; 18-Lady Vol Classic; 19-at Tennessee-Martin; 20-at North Carolina; 21-at Delta State; 22-Midwestern Classic at Missouri; 23-Orange Bowl Classic, Miami, Fla.; 24-at Fordham; 25-at Greensboro (Coliseum), N.C.; 26-Nike Tournament of Champions at Nevada-Las Vegas; 27-at South Carolina; 28-at Central Michigan; 29-Lady Sunshine Classic, Sanford, Fla.; 30-at Marietta, Ga.; 31-at Louisiana State; 32-at Old Dominion; 33-at Oregon; 34-Giusti Tournament of Champions at Portland State; 35-at Norfolk, Va.; 36-Coca-Cola Classic at Detroit; 37-at Notre Dame; 38-at Parkersburg, W.Va.; 39-Notre Dame Thanksgiving Classic; 40-at Georgia; 41-at UCLA; 42-Bowling Green Bank Invitational at Western Kentucky; 43-Dial Classic at Minnesota; 44-at Mississippi; 45-at Western Kentucky, E.A. Diddle Arena; 46-Northern Illinois Fastbreak Fest; 47-at Hawaii; 48-at Iowa; 49-Amana-Hawkeye Classic at Iowa; 50-Orange Bowl/Burger King Classic at Miami (Fla.); 51-Albany, Ga.; 52-at Texas; 53-Mundialito de Basquete Feminino, Sao Paulo, Brazil; 54-Communiplex Classic, Cincinnati, Ohio; 55-at Tacoma, Wash.; 56-Rainbow Wahine Classic at Hawaii; 57-Bell Atlantic-Rutgers Invitational; 58-Hilton Head Super Shootout, Hilton Head Island, S.C.; 59-at New Orleans, La.; 60-Basketball Hall of Fame Game, Springfield, Mass.; 61-SEC/Big 10 Challenge; 62-World Invitational Club Basketball Championships, London, England; 63-at Purdue; 64-Maryland Invitational; 65-at Tennessee-Chattanooga; 66-State Farm Women's Basketball Hall of Fame Tip-Off Classic, Jackson, Tenn.; 67-at Arkansas; 68-at Richmond, Va.; 69-State Farm Hall of Fame Tip-Off Classic, Knoxville, Tenn.; 70-Kona Classic, Kailua-Kona, Hawaii; 71-Big 10/SEC Challenge at Purdue; 72-at Charlottesville, Va.; 73-at Charlotte, N.C.; 74-Women's National Invitational Tournament, Knoxville, Tenn.; 75-Women's National Invitational Tournament at Ruston, La.; 76-Howard Bank Classic, Burlington, Vt.; 77-XL Center (formerly Hartford Civic Center), Hartford, Conn.; 78-Riverfront Coliseum, Cincinnati, Ohio; 79-San Jose Arena, San Jose, Calif.; 80-Draddy Gym, Riverdale, NY; 81-UAA Sports Center, Anchorage, Alaska; 82-Columbus Civic Center, Columbus, Ga.; 83-at Vanderbilt; 84-Kemper Arena, Kansas City, Mo.; 85-State Farm Hall of Fame Tip-Off Classic at Purdue; 86-Disney Holiday Classic, Lake Buena Vista, Fla.; 87-Madison Square

Garden, New York, N.Y.; 88-Namur, Belgium; 89-Uster, Switzerland; 90-Martigny, Switzerland; 91-Istres, France; 92-Nice, France; 93-Quicken Loans Arena (formerly known as the Gund Arena), Cleveland, Ohio; 94-Pyramid, Memphis, Tenn.; 95-First Union Center, Philadelphia, Pa.; 96-Women's Maui, Lahaina, Hawaii; 97-Bank One Ballpark, Phoenix, Ariz.; 98-Birmingham-Jefferson Convention Center, Birmingham, Ala.; 99-Honda Elite Four, Milk House, Orlando, Fla.; 100-ACC/SEC Shootout, Philips Arena, Atlanta, Ga.; 101-Bridgestone Arena (formerly Sommet Center and Gaylord Arena), Nashville, Tenn.; 102-Hilton Coliseum, Ames, Iowa; 103-Alamodome, San Antonio, Texas; 104-RBC Center, Raleigh, N.C.; 105-San Juan Shootout, San Juan, Puerto Rico; 106-Conseco Fieldhouse, Indianapolis, Ind.; 107-Verizon Arena (formerly Alltel Arena), North Little Rock, Ark.; 108-Georgia Dome, Atlanta, Ga.; 109-Palaspport Jacopucci Gymnasium, Viterbo, Italy; 110-Domotiko Athlitko Gym, Glyfada, Greece; 111-Tallahassee Leon County Civic Center, Tallahassee, Fla.; 112-Lloyd Noble Center, Norman, Okla.; 113-New Orleans Arena, New Orleans, La.; 114-Bon Secours Wellness Arena (formerly BI-LO Center), Greenville, S.C.; 115-Liacouras Center, Philadelphia, Pa.; 116-RCA Dome, Indianapolis, Ind.; 117-Paradise Jam, UVI Sports & Fitness Center, St. Thomas, U.S.V.I.; 118-Ted Constant Center, Norfolk, Va.; 119-Arena at Gwinnett Center, Duluth, Ga.; 120-Petersen Events Center, Pittsburgh, Pa.; 121-Dayton Arena, Dayton, Ohio; 122-St. Pete Times Forum, Tampa, Fla.; 123-Charleston (W.Va.) Civic Center; 124-West Lafayette, Ind.; 125-Chesapeake Energy Center (formerly Ford Center), Oklahoma City, Okla.; 126-AT&T Center, San Antonio, Texas; 127-FedExForum, Memphis, Tenn.; 128-Allstate Arena, Rosemont, Ill.; 129-Wells Fargo Arena, Des Moines, Iowa; 130-Junkanoo Jam, St. George's H.S. Gym, Freeport, Bahamas; 131-KFC Yum! Center, Louisville, Ky.; 132-Spokane Veterans Memorial Arena, Spokane, Wash.; 133-Polisportivo G. Cosaro, Montecchio Maggiore, Italy; 134-Palazetto Dello Sport Sandro Pertini, Ponte Buggianese, Italy; 135-Arena Altero Felici, Rome, Italy; 136-Veterans Memorial Arena, Jacksonville, Fla.; 137-Wells Fargo Arena, Tempe, Ariz.; 138-Denny Sanford PREMIER Center, Sioux Falls, S.D.; 139-Cancun Challenge, Hard Rock Hotel Riviera Maya, Puerto Aventuras, Mexico; 140-Junkanoo Jam, Gateway Christian Academy Gymnasium, Bimini, Bahamas; 141-XFINITY Center, College Park, Md.; 142-Sportlaan 58, Den Helder, Netherlands; 143-Gemeentelijke Sporthal, Laarne, Belgium; 144-Gymnase Joliot Curie, Brétigny-sur-Orge, France; 145-South Point Thanksgiving Shootout, South Point Arena, Las Vegas, Nev.; 146-Intrust Bank Arena, Wichita, Kan.



The Lady Vols' visit to the Atlantis Resort on Paradise Island, Bahamas, for the 2022 Bad Boy Mowers Women's Battle 4 Atlantis will mark the 147th entry on the list of tournament locations and/or neutral-site venues.

GENERAL

STAFF

PLAYERS

REVIEW

HISTORY

FACILITIES

NCAA

SEC

RECORDS

MEDIA INFO



YEAR-BY-YEAR RESULTS

Prior to 1974-75, all results are based on the best available information. Known gaps in the information are marked with an asterisk. Other omissions are possible. If anyone has information that may be missing from these lists, please notify the UT Media Relations Office at (865) 974-1212.

KATHERINE WILLIAMS, CAPTAIN, (1 YEAR, 0-2)

1903 (0-2)

H- University YMCA Gym

Date	Site	W/L	Score	Opponent
3/13/1903	A	L	1-10	Maryville
4/6/1903	H	L	6-16	Maryville

JENNY MORRILL, CAPTAIN (1 YEAR, 0-2)

1904 (0-2)

Date	Site	W/L	Score	Opponent
3/5/1904	A	L	0-29	Maryville
3/12/1904	H	L	5-7	Maryville

LEO THEODORE BELLMONT (1 YEAR, 0-4)

1905 (0-4)

Date	Site	W/L	Score	Opponent
2/18/1905	A	L	8-14	Farragut School
2/25/1905	H	L	6-10	Farragut School
3/4/1905	H	L	11-24	Maryville
3/10/1905	A	L	4-20	Maryville

ESSIE POLK, CAPTAIN (1 YEAR, 0-3)

1906 (0-3)

Date	Site	W/L	Score	Opponent
1/27/1906	H	L	2-15	Farragut School
2/17/1906	A	L	5-37	Maryville
2/24/1906	H	L	3-18	Maryville

THOMAS SNODDY MYERS (1 YEAR, 1-1)

1907 (1-1)

Date	Site	W/L	Score	Opponent
2/16/1907	H	W	28-0	Central High School
2/27/1907	A	L	11-22	Maryville

WILLARD C. BURNLEY (1 YEAR, 1-2)

1908 (1-2)

Date	Site	W/L	Score	Opponent
1/18/1908	*	W	*	Central High School
2/14/1908	A	L	4-15	Farragut School
*	*	L	6-9	Maryville

ANDREW WEISENBERG (1 YEAR, 1-1-1)

1909 (1-1-1)

H- University Gym

Date	Site	W/L	Score	Opponent
1/16/1909	H	T	12-12	Tennessee School for the Deaf
2/4/1909	H	W	28-8	Central High School
2/20/1909	H	L	14-25	Maryville

HOWARD SANDBERG (1 YEAR, 0-2)

1909-10 (0-2)

Date	Site	W/L	Score	Opponent
12/16/1909	H	L	1-21	Central High School
2/12/1910	H	L	4-6	Knoxville High School
2/25/1910	A	*	*	Knoxville High School

MARY DOUGLAS AYRES (1 YEAR, 2-3)

1920 (2-3)

H-Tennessee Hall

Date	Site	W/L	Score	Opponent
1/30/1920	A	L	6-34	Maryville
2/26/1920	H	L	13-14	Carson-Newman
3/1/1920	H	L	11-23	Maryville
3/8/1920	H	W	30-1	Knoxville YWCA
3/18/1920	H	W	18-10	Martha Washington

MABEL MILLER (2 YEARS, 4-2)

1922 (1-1)

Date	Site	W/L	Score	Opponent
3/10/1922	A	W	28-19	Cumberland (Ky.)
3/11/1922	A	L	8-14	Union (Ky.)

1923 (3-1)

H-Jefferson Hall

Date	Site	W/L	Score	Opponent
2/9/1923	H	W	28-14	Cumberland (Ky.)
2/16/1923	H	W	23-7	Carson-Newman
2/23/1923	A	W	29-26	Martha Washington
2/24/1923	A	L	12-15	Sullins

FAY MORGAN (1 YEAR, 4-3)

1924 (4-3)

Date	Site	W/L	Score	Opponent
1/31/1924	H	L	16-22	East Tennessee
2/8/1924	H	W	19-4	Chattanooga
2/12/1924	H	W	24-12	Martha Washington
2/22/1924	H	L	9-29	Cincinnati
2/26/1924	A	L	23-54	Cincinnati
2/27/1924	A	W	48-24	Cumberland (Ky.)
3/4/1924	H	W	24-12	Maryville

ANN HUDDLE (2 YEARS, 12-4-1)

1925 (5-3-1)

Date	Site	W/L	Score	Opponent
1/10/1925	H	W	38-30	Carson-Newman
1/14/1925	H	W	40-10	Maryville
1/23/1925	A	W	41-19	Maryville
2/2/1925	A	T	25-25	East Tennessee
2/9/1925	A	L	16-36	Carson-Newman
2/17/1925	A	W	39-16	Chattanooga
2/18/1925	A	W	54-10	Centenary (Tenn.)
2/21/1925	H	L	18-39	Virginia State
2/24/1925	H	L	14-20	Maryville

1926 (7-1)

Date	Site	W/L	Score	Opponent
1/9/1926	H	W	45-8	Chattanooga
1/14/1926	H	W	47-12	Cumberland (Ky.)
1/25/1926	A	W	37-29	Maryville
2/5/1926	H	W	52-16	Knoxville YWCA
2/11/1926	A	W	45-15	Chattanooga
2/15/1926	A	W	37-12	Tusculum
2/20/1926	H	W	50-16	East Tenn. State
2/26/1926	H	L	27-28	Maryville

NANCY LAY (9 YEARS)

1960 to 1968

No schedules or results available

JOAN CRONAN (2 YEARS, 8-12)

1969 (8-4)

H-Alumni Gym

Date	Site	W/L	Score	Opponent
1/18/1969	A	L	46-77	Western Carolina
1/23/1969	H	W	45-43	Tennessee Tech
1/29/1969	A	W	53-49	Carson-Newman
2/1/1969	H	W	40-32	East Tennessee
2/8/1969	H	L	44-60	Western Carolina
2/13/1969	A	W	63-44	Carson-Newman
2/15/1969	N1	W	38-26	Georgia
2/15/1969	A1	W	31-29	Winthrop
2/28/1969	N2	L	50-58 (OT)	Appalachian State
3/1/1969	N2	W	43-23	Union (Ky.)
3/1/1969	N2	L	33-35 (OT)	Appalachian State
3/5/1969	H	W	70-34	Sullins
4/11-12/1969	*	**	*	Tennessee Tech Invitational

1970 (0-8)

Date	Site	W/L	Score	Opponent
1/27/1970	A	L	61-64	Belmont
1/28/1970	A	L	45-59	Tennessee Tech

YEAR-BY-YEAR RESULTS

1/31/1970	H	L	28-38	Belmont
2/6/1970	A	L	42-46	Western Carolina
2/7/1970	A	L	*	Appalachian State
2/11/1970	H	L	48-60	Tennessee Tech
2/14/1970	H	L	37-54	Western Carolina
2/21/1970	N	L	33-48	WCU @Winthrop Invitational
3/4/1970	H	*	*	Appalachian State
3/6-7/1970	*	*	*	Tennessee Tech Invitational

MARGARET HUTSON (4 YEARS, 60-19)

1971 (6-7)

H-Alumni Gym; HP-Physical Education Building

Date	Site	W/L	Score	Opponent
1/15/1971	H	(W)*	*	Middle Tennessee State
1/19/1971	*	(W)*	*	Knoxville
1/22/1971	A	L	26-43	Western Carolina
1/29/1971	H	W	56-29	Milligan
2/4/1971	A	L	52-60	Chattanooga
2/9/1971	H	W	46-33	Carson-Newman
2/12/1971	A	L	56-62	East Tennessee
2/20/1971	A	*	31-58	Winthrop
2/23/1971	H	*	*	Carson-Newman

TCWSF EASTERN DISTRICT CHAMPIONSHIPS (2nd), Knoxville, Tenn.

2/26/1971	HP	L	47-53	Chattanooga
2/26/1971	HP	W	52-37	Carson-Newman
2/27/1971	HP	W	*	Milligan
2/27/1971	HP	W	54-45	East Tennessee

TCWSF CHAMPIONSHIPS (5th), Memphis, Tenn.

3/4/1971	N3	L	26-39	Tennessee-Martin
3/5/1971	N3	L	22-46	Chattanooga

(W) - One of these games was a UT victory; the other was not played.

1972 (13-5)

H-Physical Education Building

Date	Site	W/L	Score	Opponent
1/15/1972	H	W	55-45	Middle Tennessee State
1/20/1972	H	W	35-29	Maryville All-Stars
1/25/1972	H	W	51-45	Carson-Newman
1/28/1972	A	W	72-26	Milligan
2/4/1972	H	W	78-56	East Tenn. State
2/8/1972	A	W	58-48	Chattanooga
2/12/1972	H	W	52-35	Cumberland (Tenn.)
2/15/1972	A	W	71-41	Carson-Newman
2/18/1972	N1	W	44-30	South Carolina
2/19/1972	N1	W	48-44	Western Carolina
2/19/1972	N1	L	36-51	North Carolina-Greensboro
2/22/1972	H	L	43-54	Western Carolina

TCWSF EASTERN DISTRICT CHAMPIONSHIPS (2nd), Knoxville, Tenn.

2/25/1972	H	W	45-39	Carson-Newman
2/26/1972	H	L	49-50	Chattanooga
2/26/1972	H	W	56-53	Chattanooga

TCWSF CHAMPIONSHIPS (5th), Knoxville, Tenn.

3/2/1972	H	W	47-39	Middle Tennessee State
3/3/1972	H	L	52-56	Chattanooga
3/3/1972	H	L	42-53	Tennessee-Martin

1973 (16-5)

TCWSF Eastern District Champions

H-Alumni Gym; HP-Physical Education Building

Date	Site	W/L	Score	Opponent
1/10/1973	H	W	64-25	Cumberland (Ky.)
1/13/1973	H	W	49-39	Marshall
1/17/1973	A	W	43-42	Middle Tennessee State
1/26/1973	H	L	55-58	Chattanooga
1/31/1973	H	W	72-50	Maryville
2/6/1973	A	W	54-44	East Tenn. State
2/9/1973	H	W	58-27	Milligan
2/10/1973	HP	W	53-42	Eastern Kentucky
2/16/1973	N1	W	71-43	Furman
2/17/1973	N1	L	57-67	Appalachian State
2/20/1973	A	W	48-46	Western Carolina

TCWSF EASTERN DISTRICT CHAMPIONSHIPS (1st), Johnson City, Tn.

2/23/1973	N4	W	69-57	Maryville
-----------	----	---	-------	-----------

2/24/1973	N4	W	56-50	Carson-Newman
2/24/1973	N4	W	55-51	Chattanooga

TCWSF CHAMPIONSHIPS (2nd), Maryville, Tenn.

3/2/1973	N5	W	58-43	Middle Tennessee State
3/2/1973	N5	W	59-57 (OT)	Tennessee-Martin
3/3/1973	N5	L	45-48	Tennessee Tech
3/3/1973	N5	W	61-57 (OT)	Tennessee-Martin

AIAW REGION II CHAMPIONSHIPS (4th), Lexington, Ky.

3/9/1973	N6	W	61-43	Longwood
3/10/1973	N6	L	54-59	South Carolina
3/10/1973	N6	L	49-61	Tennessee Tech

1974 (25-2)

TCWSF Eastern District Champions

H-Alumni Gym HP-Physical Education Building

Date	Site	W/L	Score	Opponent
1/9/1974	H	W	44-40	Marshall
1/11/1974	HP7	W	64-29	Maryville
1/12/1974	H7	W	66-42	Austin Peay
1/12/1974	H7	W	55-41	Carson-Newman
1/15/1974	H	W	51-41	Eastern Kentucky
1/18/1974	H	W	53-39	St. Mary's Nursing
1/22/1974	A	W	57-25	Carson-Newman
1/25/1974	H	W	63-51	Belmont
1/28/1974	N8	W	61-31	Hiwassee JC
2/1/1974	H	W	77-33	Middle Tennessee St.
2/5/1974	H	W	64-35	Maryville
2/9/1974	A	W	65-51	Tennessee Tech
2/11/1974	H	W	55-36	East Tenn. State
2/15/1974	N1	W	68-39	Furman
2/16/1974	N1	W	72-45	South Carolina
2/16/1974	A1	W	60-45	Winthrop
2/19/1974	H	W	72-45	Western Carolina

TCWSF EASTERN DISTRICT CHAMPIONSHIPS (1st), Jefferson City, Tn.

2/22/1974	A9	W	59-41	Carson-Newman
2/23/1974	N9	W	54-41	East Tenn. State

TCWSF CHAMPIONSHIPS (2nd), Cookeville, Tenn.

2/28/1974	N10	W	55-35	Austin Peay
3/1/1974	N10	W	57-50	Memphis State
3/2/1974	N10	W	52-41	Memphis State
3/2/1974	A10	L	51-54 (OT)	Tennessee Tech

AIAW REGION II CHAMPIONSHIPS (3rd), Harrisonburg, Va.

3/8/1974	A11	W	74-43	James Madison
3/8/1974	N11	W	68-47	Roanoke
3/9/1974	N11	W	66-51	Western Carolina
3/9/1974	N11	L	53-55	Winthrop

PAT HEAD SUMMITT (38 YEARS, 1,098-208)

1974-75 (16-8)

TCWSF Eastern District Champions

H-Alumni Gym

Date	Site	W/L	Score	Opponent
12/7/1974	H	L	83-84	Mercer
1/10/1975	H	W	69-32	Middle Tennessee St.
1/11/1975	H	W	109-74	Shorter
1/18/1975	H	W	80-36	East Tenn. State
1/22/1975	A	W	69-66	Western Carolina
1/25/1975	N4	W	77-73	Chattanooga
1/25/1975	A	W	85-72	East Tenn. State
1/27/1975	A	L	73-96	Tennessee Tech
1/31/1975	H	W	87-54	Mars Hill
2/4/1975	H	L	74-76	Tennessee Tech
2/7/1975	A	W	92-76	Tennessee-Martin
2/8/1975	A	L	67-80	Union (Tenn.)
2/14/1975	N1	W	94-69	Appalachian State
2/14/1975	N1	L	82-86	Western Carolina
2/15/1975	N1	W	78-66	Anderson JC
2/15/1975	N1	W	82-81	East Carolina
2/18/1975	A	L	80-102	Belmont

TCWSF EASTERN DISTRICT CHAMPIONSHIPS (1st), Knoxville, Tenn.

2/21/1975	H	W	97-41	East Tenn. State
2/22/1975	H	W	90-78	Chattanooga

GENERAL

STAFF

PLAYERS

REVIEW

HISTORY

FACILITIES

NCAA

SEC

RECORDS

MEDIA INFO



YEAR-BY-YEAR RESULTS

(Regular Season Contest)

2/25/1975	A	W	100-70	Eastern Kentucky
TCWSF CHAMPIONSHIPS (4th), Jackson, Tenn.				
2/27/1975	N12	L	90-85	Union (Tenn.)
2/28/1975	N12	W	74-73	Carson-Newman
2/28/1975	N12	W	112-88	Chattanooga
3/1/1975	N12	L	93-94	Union (Tenn.)

1975-76 (16-11)

Date	Site	W/L	Score	Opponent
12/3/1975	H	W	62-44	Western Carolina
12/10/1975	H	W	77-50	Tennessee-Martin
1/10/1976	H	L	68-70	Edinboro
1/14/1976	A	L	72-77	Western Carolina
1/16/1976	A	W	65-53	Austin Peay
1/17/1976	A	L	45-77	Belmont
1/18/1976	A	W	96-27	Vanderbilt
1/19/1976	H	W	82-57	Walters State CC
1/23/1976	A13	W	74-51	Tennessee Tech JV
1/24/1976	N13	W	70-67	Kentucky
1/24/1976	A13	L	61-83	Tennessee Tech
1/29/1976	H	W	114-51	Chattanooga State
1/31/1976	H	W	96-62	Chattanooga
2/6/1976	H	L	84-89 (OT)	Tennessee Tech
2/11/1976	H	L	68-89	Eastern Kentucky
2/12/1976	N1	W	73-50	Furman
2/13/1976	N1	L	79-81 (OT)	UNC-Greensboro
2/17/1976	H	L	71-79	Belmont
2/21/1976	H	W	90-42	Cumberland (Tenn.)
2/28/1976	A	W	67-66	Chattanooga

TCWSF CHAMPIONSHIPS (2nd), Milligan College and ETSU

3/3/1976	A	W	112-43	Milligan
3/4/1976	N4	L	76-91	Tennessee Tech
3/5/1976	N4	W	77-62	Tennessee-Martin
3/6/1976	N4	W	71-69 (OT)	Memphis State
3/6/1976	N4	W	73-70	Middle Tennessee St.

AIAW REGION II CHAMPIONSHIPS (6th), Cullowhee, N.C.

3/11/1976	N14	L	71-88	Appalachian State
3/12/1976	N14	L	85-86	NC State

* The Associated Press poll began began as a top 20 prior to the 1976-77 season

1976-77 (28-5)

Final AP Ranking 5th

AIAW Region II Champions

H-Stokely Athletics Center; HG-Alumni Gym

Date	AP Rk	Site	W/L	Score	Opponent
11/13/1976		H	W	107-53	Kentucky
11/30/1976		HG	W	78-63	Belmont
12/17/1976	19/nr	N15	W	87-61	Clemson
12/17/1976	19/1	N15	L	63-74	Delta State
12/18/1976	19/nr	N15	W	89-60	Miss. Gulf Coast JC
12/18/1976	19/nr	N15	W	67-57	Ohio State
1/6/1977	16/nr	HG	W	114-39	Marshall
1/7/1977	16/18	A	W	82-57	Kentucky
1/14/1977	13/nr	HG	W	82-62	Western Carolina
1/17/1977	13/nr	A	W	58-56	Mississippi
1/22/1977	12/nr	H	W	83-57	Alabama
1/24/1977	12/nr	H	W	100-57	East Tenn. State
1/28/1977	10/nr	A	L	59-60	Belmont
1/29/1977	10/15	A	W	81-72	Memphis State
2/3/1977	12/nr	A	W	102-46	East Tenn. State
2/7/1977	12/6	A	L	65-70	Tennessee Tech
2/12/1977	12/nr	A	W	84-70	Eastern Kentucky
2/14/1977	12/nr	H	W	74-63	Mississippi
2/17/1977	12/nr	N1	W	85-48	Western Carolina
2/18/1977	12/nr	N1	W	82-65	Appalachian State
2/18/1977	12/nr	N1	W	91-70	Charleston
2/19/1977	12/nr	N1	W	77-50	Anderson JC
2/25/1977	12/6	H	W	80-67	Tennessee Tech

TCWSF CHAMPIONSHIPS (2nd), Cookeville, Tenn.

3/3/1977	12/nr	N10	W	87-66	Middle Tennessee St.
----------	-------	-----	---	-------	----------------------

3/4/1977	12/6	A10	L	70-76	Tennessee Tech
3/5/1977	12/18	N10	W	82-72	Memphis State

AIAW REGION II CHAMPIONSHIPS (1st), Memphis, Tenn.

3/10/1977	10/nr	N3	W	84-46	Clemson
3/11/1977	10/12	N3	W	61-60	Old Dominion
3/12/1977	10/7	N3	W	72-59	Tennessee Tech

AIAW CHAMPIONSHIPS (3rd), Minneapolis, Minn.

3/23/1977	5/17	N16	W	76-62	Michigan State
3/24/1977	5/20	N16	W	81-69	Kansas State
3/25/1977	5/1	N16	L	58-62	Delta State
3/26/1977	5/2	N16	W	91-71	Immaculata

1977-78 (27-4)

Final AP Ranking 1st

TCWSF Champions

AIAW Region II Champions

H-Stokely Athletics Center

Date	AP Rk	Site	W/L	Score	Opponent
11/23/1977	1/nr	H	W	100-33	Miami (Ohio)
11/28/1977	1/nr	H	W	88-70	Clemson
12/2/1977	1/7	N17	L	80-87	Montclair State
12/3/1977	1/11	N17	W	65-60	Tennessee Tech
12/12/1977	5/18	H	W	89-56	Ohio State
12/15/1977	5/nr	N15	W	83-35	Miss. Gulf Coast JC
12/16/1977	5/nr	N15	W	83-55	Pittsburgh
12/16/1977	5/nr	N15	W	79-64	Tennessee Tech
12/17/1977	5/2	N15	W	72-63	Louisiana State
1/2/1978	3/5	H	W	70-65	NC State
1/5/1978	3/2	H	W	94-74	Delta State
1/7/1978	3/nr	A	W	65-61	Mississippi
1/9/1978	3/4	A	L	62-72	Louisiana State
1/14/1978	2/18	H	W	101-83	Missouri
1/17/1978	2/nr	A	W	87-79	MTSU
1/18/1978	3/nr	A	W	82-81 (OT)	Tennessee Tech
1/28/1978	3/nr	A	W	92-90 (2OT)	Kentucky
2/4/1978	3/nr	H	W	87-79	Mississippi
2/6/1978	3/1	H	W	86-68	Louisiana State
2/11/1978	3/nr	A	W	72-53	Alabama
2/17/1978	1/15	H18	W	89-77	Memphis State
2/18/1978	1/nr	H18	W	80-64	Tennessee Tech
2/22/1978	1/nr	H	W	90-67	Eastern Kentucky
2/25/1978	1/nr	H	W	99-66	Kentucky

TCWSF CHAMPIONSHIPS (1st), Martin, Tenn.

3/3/1978	1/13	N19	W	87-76	Memphis State
3/4/1978	1/nr	N19	W	92-73	Tennessee Tech

AIAW REGION II CHAMPIONSHIPS (1st), Chapel Hill, N.C.

3/9/1978	1/nr	A20	W	92-66	North Carolina
3/10/1978	1/nr	N20	W	76-60	Kentucky
3/11/1978	1/5	N20	W	64-62	NC State

AIAW SOUTH SATELLITE TOURNAMENT (4th), Cleveland, Miss.

3/17/1978	1/6	N21	L	69-75	Maryland
3/18/1978	1/8	N21	L	80-83	Valdosta State

1978-79 (30-9)

Final AP Ranking 3rd

TCWSF Champions

Date	AP Rk	Site	W/L	Score	Opponent
11/27/1978	1/nr	A	W	91-67	Eastern Kentucky
11/29/1978	1/nr	A	W	75-66	Clemson
12/5/1978	1/nr	H	W	87-63	Middle Tennessee St.
12/8/1978	1/10	N22	W	84-60	Texas
12/9/1978	1/19	A22	W	74-61	Missouri
12/12/1978	1/nr	H	W	88-74	Ohio State
12/14/1978	1/nr	N15	W	69-59	Ohio State
12/15/1978	1/5	N15	L	60-69	Stephen F. Austin
12/16/1978	1/16	N15	L	56-64	Louisiana Tech
12/28/1978	5/7	N23	W	67-63	Delta State
12/29/1978	5/4	N23	L	79-85	Maryland
12/30/1978	5/11	N23	W	74-72	Penn State
1/3/1979	5/nr	A	W	82-59	East Tenn. State
1/5/1979	5/4	H	W	88-74	UCLA
1/9/1979	4/7	A	W	85-73	Delta State
1/13/1979	4/8	A	W	79-66	NC State

YEAR-BY-YEAR RESULTS

1/15/1979	4/nr	H	W	62-54	South Carolina
1/17/1979	4/nr	H	W	85-52	Alabama
1/20/1979	4/nr	A	L	64-66	Kentucky
1/24/1979	7/17	A	L	80-85 (OT)	Louisiana State
1/27/1979	7/14	H	W	93-73	Valdosta State
1/29/1979	7/17	H	W	92-48	Louisiana State
2/3/1979	8/nr	H	W	95-57	North Carolina
2/6/1979	6/15	H	W	73-57	Delta State
2/10/1979	6/1	A	L	56-71	Old Dominion
2/12/1979	6/nr	H	W	124-60	Tennessee-Martin
2/15/1979	6/nr	H	W	80-75	Tennessee Tech
2/17/1979	6/nr	H	W	89-51	Kentucky
2/24/1979	6/17	A	L	75-79	Memphis State

TCWSF CHAMPIONSHIPS (1st), Knoxville, Tenn.

3/1/1979	8/nr	H	W	94-53	Belmont
3/2/1979	8/nr	H	W	96-51	Tennessee-Martin
3/3/1979	8/nr	H	W	85-60	Tennessee Tech

AIAW REGION II CHAMPIONSHIPS (2nd), Knoxville, Tenn.

3/8/1979	8/nr	H	W	89-61	Clemson
3/9/1979	8/15	H	W	76-64	South Carolina
3/10/1979	8/1	H	L	72-74	Old Dominion

AIAW EAST SATELLITE TOURNAMENT (1st), Bronx, N.Y.

3/16/1979	6/3	N24	W	79-69	Rutgers
3/17/1979	6/nr	A24	W	76-54	Fordham

AIAW CHAMPIONSHIPS (3rd), Greensboro, N.C.

3/23/1979	3/2	N25	L	84-102	Louisiana Tech
3/25/1979	3/6	N25	W	104-86	UCLA

1979-80 (33-5)

Final AP Ranking 2nd

SEC Champions

TCWSF Champions

Date	AP Rk	Site	W/L	Score	Opponent
11/21/1979		A	W	77-53	Vanderbilt
11/26/1979	4/nr	A	W	63-48	Middle Tennessee St.
11/29/1979		H	L-ex	59-102	Soviet National Tm.
12/1/1979	4/nr	A	W	66-55	North Carolina
12/7/1979	4/2	H	W	73-71	Louisiana Tech
12/13/1979	3/11	A	W	80-77	UCLA
12/15/1979	3/nr	A	W	81-70	San Jose State
12/16/1979	3/nr	A	W	88-57	Fullerton State
12/18/1979	3/8	N26	L	68-71	Long Beach State
12/19/1979	3/15	A26	W	84-64	Nevada-Las Vegas
1/4/1980	5/8	H	W	67-58	NC State
1/7/1980	5/nr	H	W	82-42	Nebraska
1/10/1980	5/nr	A	W	88-68	Alabama
1/12/1980	5/nr	A	W	72-65	Valdosta State
1/14/1980	5/2	H	W	79-69	Stephen F. Austin
1/18/1980	5/nr	A	W	73-53	Chattanooga
1/21/1980	5/nr	H	W	86-48	Memphis State
1/23/1980	4/8	A	L	52-56	South Carolina
1/26/1980	4/2	H	L	54-61	Old Dominion
1/28/1980	4/nr	H	W	96-73	Louisiana State
1/31/1980	6/nr	A	W	72-56	Ohio State
2/2/1980	6/17	A	W	91-83 (OT)	Kentucky
2/5/1980	5/nr	H	W	90-48	East Tenn. State

SEC TOURNAMENT (1st), Knoxville, Tenn.

2/8/1980	5/nr	H	W	118-44	Florida
2/9/1980	5/nr	H	W	72-61	Auburn
2/10/1980	5/nr	H	W	85-71	Mississippi

(Regular Season Contests)

2/12/1980	4/nr	A	W	68-66	Tennessee Tech
2/16/1980	4/nr	A	W	69-55	Tennessee-Martin
2/18/1980	4/16	H	W	89-72	Clemson

TCWSF CHAMPIONSHIPS (1st), Cookeville, Tenn.

2/28/1980	4/nr	N10	W	81-35	Tennessee-Martin
2/29/1980	4/nr	N10	W	71-63	Chattanooga
3/1/1980	4/20	A10	W	83-66	Tennessee Tech

AIAW REGION II CHAMPIONSHIPS (2nd), Knoxville, Tenn./Columbia, S.C.

3/5/1980	3/16	H	W	95-79	Clemson
3/7/1980	3/7	A27	W	67-54	South Carolina
3/8/1980	3/1	N27	L	67-68	Old Dominion

AIAW SOUTH SATELLITE TOURNAMENT (1st), Knoxville, Tenn.

3/15/1980	2/14	H	W	84-64	Kansas State
3/18/1980	2/6	H	W	93-76	Maryland

AIAW CHAMPIONSHIPS (2nd), Mount Pleasant, Mich.

3/21/1980	2/4	N28	W	75-72	South Carolina
3/23/1980	2/1	N28	L	53-68	Old Dominion

1980-81 (25-6)

Final AP Ranking 2nd

TCWSF Champions

AIAW Region II Champions

Date	AP Rk	Site	W/L	Score	Opponent
11/28/1980	3/nr	N29	W	74-62	Alabama
11/29/1980	3/nr	N29	W	99-84	Valdosta State
12/2/1980		H	W-ex	76-49	Polish National Tm.
12/4/1980	3/nr	H	W	90-56	Chattanooga
12/10/1980	3/nr	A	W	88-73	Louisiana State
12/13/1980	3/17	A	L	68-72	Stephen F. Austin
12/15/1980	3/1	A	L	53-77	Louisiana Tech
12/17/1980	6/nr	N30	W	73-68 (OT)	Georgia
1/3/1981	7/8	H	L	62-65	UCLA
1/10/1981	9/nr	H	W	64-52	Illinois State
1/12/1981	9/10	H	W	65-54	South Carolina
1/15/1981	7/14	A	W	93-91 (OT)	Maryland
1/17/1981	7/nr	A	W	81-66	East Tenn. State
1/21/1981	7/nr	A	L	64-72	Clemson
1/26/1981	7/nr	H	W	76-72	North Carolina

SEC TOURNAMENT (5th), Baton Rouge, La.

1/30/1981	10/nr	N31	L	71-77	Alabama
-----------	-------	-----	---	-------	---------

(Regular Season Contests)

2/2/1981	10/8	H	W	78-71	USC
2/6/1981	11/10	H	W	81-65	Kentucky
2/8/1981	11/nr	H	W	68-54	Alabama
2/12/1981	7/nr	H	W	69-63	Tennessee Tech
2/16/1981	7/2	A	W	76-70	Old Dominion
2/21/1981	7/15	A	W	72-63	NC State

TCWSF CHAMPIONSHIPS (1st), Memphis, Tenn.

2/26/1981	4/nr	N3	W	71-41	Tennessee-Martin
2/27/1981	4/nr	N3	W	66-47	Middle Tennessee State
2/28/1981	4/nr	N3	W	75-48	East Tenn. State

AIAW REGION II CHAMPIONSHIPS (1st), Knoxville, Tenn. / Norfolk, Va.

3/10/1981	3/nr	H	W	81-54	Virginia
3/13/1981	3/10	N32	W	58-49	Kentucky
3/14/1981	3/6	A32	W	65-64	Old Dominion

AIAW NATIONAL PLAYOFFS, Knoxville, Tenn.

3/21/1981	2/nr	H	W	78-63	Illinois State
3/24/1981	2/9	H	W	79-67	Maryland

AIAW CHAMPIONSHIPS (2nd), Eugene, Ore.

3/27/1981	2/3	N33	W	68-65	Old Dominion
3/29/1981	2/1	N33	L	59-79	Louisiana Tech

1981-82 (22-10)

Final AP Ranking 4th

NCAA Mid-east Regional Champions

Date	AP Rk	Site	W/L	Score	Opponent
11/22/1981	2/18	H	L	74-80	Stephen F. Austin
11/28/1981	2/nr	A	W	85-73	Florida
12/2/1981	7/2	A	L	54-66	Old Dominion
12/6/1981	10/nr	H	W	99-77	Vanderbilt
12/8/1981	10/nr	A	L	60-78	Colorado
12/9/1981	10/4	A	L	70-86	USC
12/13/1981	14/17	A	W	71-66	UCLA
12/16/1981	14/nr	N34	W	55-46	Washington State
12/17/1981	14/nr	N34	L	82-83(2OT)	Ohio State
12/18/1981	14/nr	N34	W	73-62	Oregon State
1/4/1982	20/nr	A	W	80-63	Vanderbilt
1/7/1982	20/nr	H	W	83-68	Kansas State
1/10/1982	nr/1	H	L	64-72	Louisiana Tech
1/17/1982	nr/13	A	L	63-66	Georgia
1/21/1982	nr/nr	H	W	91-60	Clemson
1/23/1982	nr/3	A	L	57-68	Rutgers
1/25/1982	nr/2	A	W	87-81	South Carolina
1/28/1982	nr/8	H	W	81-75	Kentucky
1/30/1982	nr/nr	A	W	76-62	North Carolina

GENERAL

STAFF

PLAYERS

REVIEW

HISTORY

FACILITIES

NCAA

SEC

RECORDS

MEDIA INFO



YEAR-BY-YEAR RESULTS

2/1/1982	nr/nr	H	W	83-67	Florida
2/7/1982	20/14	H	W	98-74	Penn State
2/11/1982	20/15	H	W	65-52	Georgia
2/14/1982	13/4	H	W	62-58	Old Dominion
2/18/1982	13/14	A	W	65-61	Kentucky
2/20/1982	13/9	H	W	70-62	Maryland
SEC TOURNAMENT (2nd), Lexington, Ky.					
2/26/1982	8/nr	N6	W	80-75	Vanderbilt
2/27/1982	8/18	N6	W	55-44	Georgia
2/28/1982	11/13	A6	L	74-80	Kentucky
NCAA FIRST ROUND, Knoxville, Tenn.					
3/13/1982	10/nr	H	W	72-56	Jackson State
NCAA MIDEAST REGIONAL CHAMPIONSHIPS (1st), Knoxville, Tenn.					
3/19/1982	8/15	H	W	78-63	Memphis State
3/21/1982	8/5	H	W	91-90 (OT)	USC
NCAA FINAL FOUR (3rd), Norfolk, Va.					
3/26/1982	8/1	N35	L	46-69	Louisiana Tech

1982-83 (25-8, 7-1 SEC, 1st East)

Final AP Ranking 10th					
Date	AP Rk	Site	W/L	Score	Opponent
11/22/1982	4/nr	H	W	93-70	West Virginia
11/24/1982	4/nr	H	W	108-65	North Carolina
11/30/1982	4/3	H	L	72-78 (OT)	Old Dominion
12/3/1982	4/nr	N36	W	69-56	St. John's
12/4/1982	4/13	N36	W	84-62	South Carolina
12/6/1982	5/1	H	L	71-81	USC
12/9/1982	5/10	A	L	59-74	Texas
12/11/1982	5/nr	A	W	76-67	Stephen F. Austin
12/14/1982	9/2	A	L	64-80	Louisiana Tech
12/17/1982	9/nr	A	W	83-73	Louisiana State
1/2/1983	12/nr	H	W	78-66	Alabama-Birmingham
1/4/1983	12/nr	A	W	56-47	Virginia Tech
1/8/1983	12/15	A	W	69-67	Mississippi
1/12/1983	11/nr	H	W	98-70	Vanderbilt
1/16/1983	8/9	A	W	74-54	Georgia
1/19/1983	8/16	H	W	81-61	Rutgers
1/23/1983	8/nr	A	W	94-62	Florida
1/28/1983	8/nr	A	W	73-60	Pittsburgh
1/30/1983	8/19	A	W	75-60	Penn State
2/2/1983	8/nr	H	W	70-69	Florida
2/6/1983	6/19	H	W	91-78	NC State
2/9/1983	6/4	A	W	95-85	Kentucky
2/12/1983	6/10	H	W	73-59	Georgia
2/14/1983	4/9	A	L	66-90	Old Dominion
2/16/1983	4/nr	H	W	87-67	South Carolina
2/19/1983	4/nr	A	W	94-79	Vanderbilt
2/27/1983	8/6	H	L	69-81	Kentucky

SEC TOURNAMENT (3rd), Knoxville, Tenn.

3/4/1983	8/nr	H	W	91-73	Alabama
3/5/1983	8/12	H	L	65-71	Georgia
3/6/1983	10/15	H	W	83-75	Auburn

NCAA FIRST ROUND, Knoxville, Tenn.

3/19/1983	9/nr	H	W	86-51	South Carolina State
-----------	------	---	---	-------	----------------------

NCAA MIDEAST REGIONAL CHAMPIONSHIPS (2nd), Notre Dame, Ind.

3/25/1983	9/13	N37	W	90-83 (3OT)	Mississippi
3/27/1983	9/8	N37	L	63-67	Georgia

1983-84 (23-10, 7-1 SEC, 1st East)

Final AP Ranking 15th					
NCAA Midwest Regional Champions					
Date	AP Rk	Site	W/L	Score	Opponent
11/13/1983		H	W-ex	94-80	Hungarian National Tm.
11/19/1983	5/nr	N38	W	52-47	West Virginia
11/22/1983	5/nr	H	W	85-69	South Carolina State
11/25/1983	5/nr	A39	W	71-56	Notre Dame
11/26/1983	5/1	N39	L	64-78	USC
11/29/1983	5/11	H	W	67-63	Old Dominion
12/1/1983	5/4	H	L	65-66	Texas
12/4/1983	7/nr	H	W	54-50	Minnesota
12/8/1983	7/1	A	L	66-81	USC
12/10/1983	7/nr	A	W	73-70	UCLA
12/13/1983	9/5	A	L	51-56	Long Beach State

1/2/1984	11/nr	A	W	75-59	North Carolina
1/4/1984	11/nr	H	W	88-64	Pittsburgh
1/8/1984	8/nr	A	W	78-70	Florida
1/10/1984	8/nr	H	W	77-63	Virginia Tech
1/14/1984	8/16	A	L	59-65	NC State
1/18/1984	12/1	H	L	63-81	Louisiana Tech
1/22/1984	11/4	H	W	64-59	Georgia
1/25/1984	11/nr	A	W	75-63	Kentucky
1/29/1984	9/nr	H	W	68-65	Penn State
1/31/1984	9/nr	H	W	69-49	Florida
2/3/1984	9/8	H	W	82-80	Louisiana State
2/5/1984	7/nr	A	W	82-73	Vanderbilt
2/8/1984	7/nr	A	W	71-66	South Carolina
2/12/1984	6/nr	H	W	67-65	Kentucky
2/15/1984	6/7	H	L	65-67	Mississippi
2/19/1984	10/4	A	L	65-84	Georgia
2/26/1984	10/nr	H	W	74-72	Vanderbilt

SEC TOURNAMENT (5th), Athens, Ga.

3/3/1984	10/17	N40	L	66-85	Alabama
----------	-------	-----	---	-------	---------

NCAA FIRST ROUND, Knoxville, Tenn.

3/17/1984	15/nr	H	W	70-52	Middle Tennessee St.
-----------	-------	---	---	-------	----------------------

NCAA MIDEAST REGIONAL CHAMPIONSHIPS (1st), Knoxville, Tenn.

3/23/1984	15/12	H	W	65-58	Alabama
3/25/1984	15/3	H	W	73-61	Georgia

NCAA FINAL FOUR (2nd), Los Angeles, Calif.

3/30/1984	15/9	N41	W	82-73	Cheyney
4/1/1984	15/5	N41	L	61-72	USC

* The USA Today/ESPN poll began began as a top 25 on Jan. 23, 1985.

1984-85 (22-10, 4-4 SEC, 2nd East)

Final AP Ranking 13th						
Final ESPN Ranking 13th						
SEC Champions						
Date	AP Rk	ESPN Rk	Site	W/L	Score	Opponent
11/19/1984	14/nr		N42	W	56-54	S. Illinois
11/20/1984	14/nr		A42	W	70-62	W. Kentucky
11/24/1984	14/nr		H	W	62-57	Notre Dame
11/26/1984	12/nr		H	L	69-72	Cincinnati
11/30/1984	12/nr		N43	L	53-68	NE Louisiana
12/1/1984	12/nr		N43	W	77-58	Nebraska
12/5/1984	16/nr		H	W	78-54	Chattanooga
12/7/1984	16/nr		H	W	84-70	N. Carolina
12/9/1984	15/3		A	L	72-78	Georgia
12/11/1984	15/2		A	L	60-91	Texas
12/13/1984	15/7		A	L	57-73	La. Tech
1/6/1985	nr/nr		H	W	72-57	UCLA
1/8/1985	nr/6		H	W	71-60	USC
1/12/1985	nr/nr		H	W	61-59	West Virginia
1/16/1985	nr/nr		A	L	77-84	Vanderbilt
1/19/1985	nr/17		H	W	72-57	NC State
1/21/1985	nr/nr		H	W	69-61	Florida
1/23/1985	nr/15	18/14	H	L	72-76 (OT)	Kentucky
1/25/1985	nr/1	18/1	A	W	67-64	Old Dominion
1/27/1985	nr/12	18/10	A	L	74-79	Penn State
2/2/1985	nr/5	20/5	H	L	56-72	Georgia
2/8/1985	nr/nr	24/nr	A	W	67-56	Florida State
2/10/1985	nr/nr	24/25	A	W	83-74	Florida
2/13/1985	nr/19	24/16	A	W	77-66	Kentucky
2/16/1985	nr/nr	23/10	H	W	82-71	Vanderbilt
2/18/1985	20/nr	24/nr	H	W	66-58	South Carolina
2/20/1985	20/11	23/10	H	W	77-72	W. Kentucky
SEC TOURNAMENT (1st), Knoxville Tenn., / Oxford, Miss.						
2/27/1985	18/nr	24/nr	H	W	85-78	Louisiana St.
3/3/1985	15/6	24/3	A44	W	79-71	Mississippi
3/4/1985	15/9	24/10	N44	W	63-60	Auburn
NCAA FIRST ROUND, Knoxville, Tenn.						
3/16/1985	13/nr	15/21	H	W	65-55	Virginia
NCAA MIDEAST REGIONAL CHAMP. (3rd), Bowling Green, Ky.						
3/22/1985	13/6	13/7	N45	L	60-63	Mississippi

YEAR-BY-YEAR RESULTS

1985-86 (24-10, 5-4 SEC, 5th)

Final AP Ranking 15th

Final ESPN Ranking 5th

NCAA Midwest Regional Champions

Date	AP Rk	ESPN Rk	Site	W/L	Score	Opponent
11/19/1985			H	W-ex	82-57	Marathon Oil
11/24/1985	9/nr	11/nr	H	W	74-56	East Carolina
11/27/1985	9/nr	11/nr	H	W	71-57	Illinois
12/1/1985	11/1	11/1	H	L	52-74	Texas
12/6/1985	11/nr	14/nr	N46	W	68-56	Kansas St.
12/7/1985	11/nr	14/nr	N46	W	75-69	E. Illinois
12/9/1985	11/nr	14/nr	A	W	71-63	Notre Dame
12/13/1985	11/4	15/3	A	L	77-85	USC
12/15/1985	13/nr	15/nr	A	W	68-64	UCLA
12/18/1985	13/nr	14/nr	N47	W	81-63	Toledo
12/20/1985	13/nr	14/nr	A	W	80-38	Hawaii Pacific
1/4/1986	11/nr	13/nr	A	W	74-58	West Virginia
1/6/1986	11/nr	13/nr	A	W	70-54	South Carolina
1/8/1986	11/nr	12/nr	H	W	98-39	East Tenn. St.
1/11/1986	11/19	12/16	A	L	68-82	North Carolina
1/13/1986	12/17	12/17	A	W	67-65	NC State
1/18/1986	12/nr	13/nr	H	W	89-71	Alabama
1/20/1986	11/8	13/10	H	W	60-50	Louisiana St.
1/24/1986	11/nr	11/24	A	L	82-96	Kentucky
1/26/1986	11/nr	11/nr	H	W	89-43	Florida State
1/29/1986	11/2	15/2	A	L	74-84	Georgia
2/2/1986	10/nr	15/nr	H	W	82-60	Florida
2/5/1986	10/8	12/8	A	L	54-68	Mississippi
2/8/1986	10/11	12/13	H	L	60-66	Auburn
2/10/1986	14/3	12/5	H	L	56-59	La. Tech
2/15/1986	14/nr	14/24	H	W	94-81	Vanderbilt
2/17/1986	15/nr	14/nr	H	W	114-63	Tennessee St.
2/20/1986	15/nr	12/nr	H	W	79-68	Old Dominion
2/22/1986	15/nr	12/nr	A	W	72-51	Mississippi St.
2/24/1986	14/nr	12/nr	A	W	94-79	Memphis St.

SEC TOURNAMENT (5th), Athens, Ga.

3/1/1986	14/12	14/11	N40	L	78-83	Mississippi
----------	-------	-------	-----	---	-------	-------------

NCAA FIRST ROUND, Knoxville, Tenn.

3/16/1986	15/14	16/14	H	W	73-68	Iowa
-----------	-------	-------	---	---	-------	------

NCAA MIDEAST REGIONAL CHAMPIONSHIPS (1st), Iowa City, Iowa

3/20/1986	15/2	5/4	N48	W	85-82	Georgia
-----------	------	-----	-----	---	-------	---------

3/22/1986	15/9	5/8	N48	W	67-65	Louisiana St.
-----------	------	-----	-----	---	-------	---------------

NCAA FINAL FOUR (3rd), Lexington, Ky.

3/28/1986	15/3	5/2	N6	L	59-83	USC
-----------	------	-----	----	---	-------	-----

1986-87 (28-6, 6-3 SEC, 4th)

Final AP Ranking 7th

Final ESPN Ranking 1st

NCAA Midwest Regional Champions

NCAA NATIONAL CHAMPIONS

Date	AP Rk	ESPN Rk	Site	W/L	Score	Opponent
11/29/1986	3/nr	3/nr	N49	W	86-70	Providence
11/30/1986	3/8	3/9	A49	W	74-56	Iowa
12/4/1986	3/nr	3/nr	H	W	66-40	Dayton
12/6/1986	3/20	3/20	H	W	86-65	NC State
12/14/1986	3/1	3/1	A	W	85-78	Texas
12/20/1986	1/nr	1/nr	H	W	81-58	UCLA
12/27/1986	1/nr	1/21	N50	W	76-66	St. Joseph's
12/28/1986	1/7	1/7	N50	W	89-75	USC
12/29/1986	1/2	1/2	N50	L	74-88	Texas
1/4/1987	1/nr	1/22	H	W	87-68	North Carolina
1/7/1987	2/nr	2/nr	A	W	99-90	Old Dominion
1/11/1987	2/nr	2/nr	H	W	76-64	Kentucky
1/14/1987	2/3	2/3	A	L	69-75	Auburn
1/17/1987	2/nr	2/nr	A	W	90-72	Florida
1/20/1987	3/nr	3/nr	A	W	74-71	Northwestern
1/24/1987	3/12	3/13	H	W	78-72	Georgia
1/28/1987	3/nr	3/nr	H	W	91-81	Memphis St.
1/31/1987	3/8	3/8	H	L	65-69	Mississippi
2/2/1987	5/nr	5/nr	H	W	100-74	Georgia Tech
2/4/1987	5/14	6/13	A	L	76-77	Vanderbilt
2/7/1987	5/9	6/9	A	W	84-73	Louisiana St.
2/9/1987	7/5	6/8	A	L	60-72	La. Tech

2/14/1987	7/nr	8/nr	H	W	90-55	Notre Dame
2/19/1987	9/nr	8/nr	H	W	80-56	S. Carolina
2/21/1987	9/nr	8/nr	H	W	84-53	Mississippi St.
2/25/1987	8/nr	8/nr	A	W	108-77	Alabama
3/1/1987	8/nr	8/nr	H	W	91-44	UNC-Charlotte

SEC TOURNAMENT (3rd), Albany, Ga.

3/5/1987	8/14	8/15	N51	W	64-63	Louisiana St.
3/6/1987	8/2	8/2	N51	L	96-102	Auburn

NCAA FIRST ROUND, Knoxville, Tenn.

3/15/1987	7/nr	7/nr	H	W	95-59	Tennessee Tech
-----------	------	------	---	---	-------	----------------

NCAA MIDEAST REGIONAL CHAMPIONSHIPS (1st), Knoxville, Tenn.

3/19/1987	7/11	1/10	H	W	66-58	Virginia
-----------	------	------	---	---	-------	----------

3/21/1987	7/2	1/6	H	W	77-61	Auburn
-----------	-----	-----	---	---	-------	--------

NCAA FINAL FOUR (1st), Austin, Texas

3/27/1987	7/4	1/4	N52	W	74-64	Long Beach St.
-----------	-----	-----	-----	---	-------	----------------

3/29/1987	7/3	1/2	N52	W	67-44	La. Tech
-----------	-----	-----	-----	---	-------	----------

(Brazil Tour) Site W/L Score Opponent

6/14/1987	A	L-ex	71-104	UNIMEP Sao Paulo
-----------	---	------	--------	------------------

6/17/1987	N53	L-ex	62-85	Prague University
-----------	-----	------	-------	-------------------

6/18/1987	N53	W-ex	88-44	Argentinean Ntnl. Tm.
-----------	-----	------	-------	-----------------------

6/19/1987	N53	L-ex	74-86	S. Korean Ntnl. Tm.
-----------	-----	------	-------	---------------------

6/20/1987	A53	L-ex	68-105	Brazilian Ntnl. Tm.
-----------	-----	------	--------	---------------------

1987-88 (31-3, 8-1 SEC, 2nd)

Final AP Ranking 1st

Final ESPN Ranking 3rd

SEC Tournament Champions

NCAA East Regional Champions

H-Thompson-Boling Arena

Date	AP Rk	ESPN Rk	Site	W/L	Score	Opponent
11/23/1987			H	W-ex	93-77	Australian Ntnl
11/27/1987	1/nr	1/nr	N54	W	91-52	Indiana
11/28/1987	1/18	1/18	N54	W	83-52	Old Dominion
12/3/1987	1/nr	1/nr	H	W	102-59	Stetson
12/9/1987	1/2	1/2	H	L	78-97	Texas
12/13/1987	1/nr	1/nr	A	W	89-63	UCLA
12/16/1987	3/nr	4/nr	A	W	91-56	Oregon State
12/19/1987	3/nr	4/nr	H	W	115-40	E. Kentucky
12/20/1987	3/nr	4/nr	H	W	103-76	N. Illinois
1/3/1988	3/20	4/20	A	W	93-59	Illinois
1/5/1988	4/nr	4/nr	H	W	78-65	Northwestern
1/9/1988	4/2	4/3	H	L	68-71	Auburn
1/11/1988	4/nr	4/nr	A	W	96-79	Georgia Tech
1/14/1988	4/nr	4/nr	H	W	91-68	Old Dominion
1/17/1988	4/nr	4/20	H	W	104-67	Vanderbilt
1/20/1988	4/nr	4/nr	A	W	85-80	South Carolina
1/23/1988	4/nr	4/nr	H	W	97-70	Alabama
1/27/1988	4/nr	4/nr	A	W	97-73	Memphis St.
1/31/1988	4/13	4/12	A	W	82-79	Georgia
2/3/1988	4/nr	4/nr	A	W	91-71	Notre Dame
2/6/1988	4/7	4/7	A	W	78-67	Mississippi
2/8/1988	4/nr	4/nr	A	W	81-74	Mississippi St.
2/13/1988	4/nr	4/nr	H	W	89-82	Louisiana St.
2/15/1988	3/5	4/2	H	W	76-74	Louisiana Tech
2/18/1988	3/nr	3/nr	A	W	99-75	Kentucky
2/21/1988	3/nr	3/nr	H	W	108-53	Florida
2/25/1988	3/nr	3/nr	A	W	88-65	N. Carolina
2/27/1988	3/nr	3/nr	H	W	104-51	Tennessee St.

SEC TOURNAMENT (1st), Albany, Ga.

3/5/1988	3/nr	2/nr	N51	W	100-66	Kentucky
----------	------	------	-----	---	--------	----------

3/6/1988	3/17	2/17	N51	W	82-76	Georgia
----------	------	------	-----	---	-------	---------

3/7/1988	3/1	2/1	N51	W	73-70	Auburn
----------	-----	-----	-----	---	-------	--------

NCAA SECOND ROUND, Knoxville, Tenn.

3/19/1988	1/nr	1/23	H	W	94-66	Wake Forest
-----------	------	------	---	---	-------	-------------

NCAA EAST REGIONAL CHAMPIONSHIPS (1st), Norfolk, Va.

3/24/1988	1/14	3/15	N32	W	72-52	James Madison
-----------	------	------	-----	---	-------	---------------

3/26/1988	1/10	3/7	N32	W	84-76	Virginia
-----------	------	-----	-----	---	-------	----------

NCAA FINAL FOUR (3rd), Tacoma, Wash.

4/1/1988	1/5	3/1	N55	L	59-68	Louisiana Tech
----------	-----	-----	-----	---	-------	----------------

GENERAL

STAFF

PLAYERS

REVIEW

HISTORY

FACILITIES

NCAA

SEC

RECORDS

MEDIA INFO



YEAR-BY-YEAR RESULTS

1988-89 (35-2, 8-1 SEC, 2nd)

Final AP Ranking 1st						
Final ESPN Ranking 1st						
SEC Tournament Champions						
NCAA East Regional Champions						
NCAA NATIONAL CHAMPIONS						
Date	AP Rk	ESPN Rk	Site	W/L	Score	Opponent
11/21/1988			H	W-ex	81-54	French National Illinois
11/25/1988	1/nr	1/nr	N56	W	81-50	Illinois
11/26/1988	1/13	1/13	N56	W	70-48	Washington
11/27/1988	1/6	1/6	N56	W	62-61 (OT)	La. Tech
12/3/1988	1/2	1/2	H	W	88-74	Long Beach St.
12/6/1988	1/17	1/18	H	W	102-69	USC
12/18/1988	1/5	1/5	H	W	83-60	Stanford
12/20/1988	1/nr	1/nr	H	W	82-50	UCLA
12/29/1988	1/nr	1/24	N57	W	82-61	Wake Forest
12/30/1988	1/10	1/11	A57	W	93-53	Rutgers
1/1/1989	1/nr	1/nr	H	W	84-39	W. Michigan
1/4/1989	1/nr	1/24	A	W	93-58	Old Dominion
1/6/1989	1/3	1/3	A	L	59-67	Auburn
1/9/1989	2/nr	1/nr	A	W	97-62	Stetson
1/14/1989	2/3	2/3	H	W	68-61	Mississippi
1/16/1989	2/nr	2/nr	H	W	79-54	Mississippi St.
1/21/1989	2/nr	2/nr	H	W	101-57	Kentucky
1/23/1989	2/nr	2/nr	H	W	78-44	S. Illinois
1/26/1989	2/nr	2/23	A	W	80-60	Vanderbilt
1/29/1989	2/5	2/4	H	W	78-64	Georgia
1/31/1989	2/11	2/11	A	L	67-69	Texas
2/4/1989	2/17	2/17	H	W	60-54	South Carolina
2/6/1989	3/nr	2/nr	H	W	85-50	Memphis St.
2/11/1989	3/18	3/19	A	W	89-65	Louisiana St.
2/14/1989	3/2	3/2	A	W	72-65	La. Tech
2/15/1989	3/nr	3/nr	H	W	88-71	Georgia Tech
2/18/1989	3/nr	3/nr	A	W	85-52	Florida
2/20/1989	2/nr	3/nr	H	W	98-43	Notre Dame
2/24/1989	2/nr	2/nr	A	W	76-57	W. Kentucky
2/26/1989	2/nr	2/nr	A	W	81-65	Alabama
SEC TOURNAMENT (1st)						
3/4/1989	2/nr	2/nr	N51	W	89-61	Alabama
3/5/1989	2/12	2/11	N51	W	82-60	Mississippi
3/6/1989	2/1	2/1	N51	W	66-51	Auburn
NCAA SECOND ROUND, Knoxville, Tenn.						
3/18/1989	1/18	1/nr	H	W	91-61	La Salle
NCAA EAST REGIONAL CHAMPIONSHIPS (1st), Bowling Green, Ky.						
3/23/1989	1/nr	1/15	N45	W	80-47	Virginia
3/25/1989	1/7	1/7	N45	W	94-80	Long Beach St.
NCAA FINAL FOUR (1st), Tacoma, Wash.						
3/31/1989	1/5	1/3	N55	W	77-65	Maryland
4/2/1989	1/2	1/2	N55	W	76-60	Auburn

* The Associated Press poll began ranking the top 25 teams prior to the 1989-90 season.

1989-90 (27-6, 8-1 SEC, 1st)

Final AP Ranking 4th						
Final ESPN Ranking 5th						
SEC Champions						
Date	AP Rk	ESPN Rk	Site	W/L	Score	Opponent
11/13/1989			H	W-ex	97-54	Arvika (Sweden)
11/26/1989	1/nr	1/nr	H	W	112-39	Stetson
11/28/1989	1/nr	1/nr	H	W	81-55	Virginia Tech
12/1/1989	1/nr	1/nr	A	W	98-57	W. Michigan
12/3/1989	1/nr	1/nr	A	W	77-54	Notre Dame
12/6/1989	1/14	1/5	A	W	77-69	Maryland
12/9/1989	1/2	1/2	H	L	58-59	La. Tech
12/15/1989	2/3	2/3	A	L	71-85	Stanford
12/17/1989	2/nr	2/nr	A	W	77-55	UCLA
12/19/1989	4/8	4/8	A	L	58-62	Long Beach St.
12/22/1989	4/nr	4/nr	A	W	87-53	USC
1/2/1990	5/nr	7/nr	H	W	84-57	Illinois
1/4/1990	5/nr	5/nr	H	W	78-58	W. Kentucky
1/6/1990	5/22	5/21	H	W	81-61	Old Dominion
1/11/1990	5/nr	5/nr	A	W	88-69	Memphis St.

1/13/1990	5/nr	5/nr	A	W	63-57	Mississippi
1/20/1990	3/6	3/7	H	W	76-70	Texas
1/22/1990	3/nr	3/nr	A	W	76-60	Kentucky
1/25/1990	3/15	3/15	A	W	70-69	S. Carolina
1/28/1990	5/4	3/7	A	L	76-81	Georgia
2/3/1990	5/14	6/14	H	W	76-65	Auburn
2/5/1990	5/23	6/24	H	W	83-62	N. Illinois
2/7/1990	5/nr	5/nr	A	W	76-55	Mississippi St.
2/10/1990	5/14	5/14	H	W	86-60	Louisiana St.
2/14/1990	4/nr	4/nr	H	W	95-73	Fla. Atlantic
2/17/1990	4/nr	4/nr	H	W	75-42	Florida
2/22/1990	4/nr	4/nr	H	W	88-77	Vanderbilt
2/24/1990	4/nr	4/nr	H	W	80-65	Alabama

SEC TOURNAMENT (2nd), Albany, Ga.

3/3/1990	3/nr	3/nr	N51	W	81-56	Florida
3/4/1990	3/6	3/6	N51	W	73-54	Georgia
3/5/1990	3/11	3/11	N51	L	77-78	Auburn

NCAA SECOND ROUND, Knoxville, Tenn.

3/18/1990	4/nr	4/nr	H	W	87-68	Old Dominion
-----------	------	------	---	---	-------	--------------

NCAA EAST REGIONAL CHAMPIONSHIPS (2nd), Norfolk, Va.

3/22/1990	4/nr	5/19	N32	W	80-62	Clemson
3/24/1990	4/12	5/4	N32	L	75-79 (OT)	Virginia

1990-91 (30-5, 6-3 SEC, 3rd)

Final AP Ranking 4th						
Final ESPN Ranking 1st						
NCAA MidEast Regional Champions						
NCAA NATIONAL CHAMPIONS						
Date	AP Rk	ESPN Rk	Site	W/L	Score	Opponent
11/21/1990			H	W-ex	96-64	A. in A.
11/25/1990	6/2	6/2	H	W	95-80	Stanford
12/1/1990	3/7	3/7	A	L	77-90	NC State
12/3/1990	6/nr	3/nr	A	W	64-54	Virginia Tech
12/6/1990	6/nr	6/nr	A	L	66-80	Vanderbilt
12/9/1990	6/23	6/23	H	W	82-71	Maryland
12/13/1990	10/nr	8/nr	A	W	77-64	Maine
12/16/1990	10/nr	8/nr	H	W	113-86	UCLA
12/21/1990	9/nr	8/nr	A	W	85-52	Illinois
12/29/1990	7/nr	7/nr	N58	W	85-69	Ohio State
12/30/1990	7/8	7/8	N58	W	84-77	Stanford
1/2/1991	5/nr	7/nr	H	W	91-63	Mississippi St.
1/6/1991	5/nr	5/nr	A	W	93-62	Old Dominion
1/9/1991	4/nr	3/nr	A	W	86-61	Alabama
1/12/1991	4/nr	3/nr	H	W	80-70	Kentucky
1/14/1991	2/nr	3/nr	H	W	80-54	Richmond
1/16/1991	2/nr	2/nr	A	W	71-70 (OT)	Florida
1/19/1991	2/10	2/10	A	L	65-70	Auburn
1/21/1991	4/10	2/11	A	W	79-77	Louisiana St.
1/24/1991	4/nr	4/nr	H	W	77-61	S. Carolina
1/26/1991	4/15	4/14	H	W	64-54	Mississippi
1/28/1991	3/4	4/5	H	L	74-81	Georgia
2/2/1991	3/nr	3/nr	H	W	94-67	Tennessee Tech
2/5/1991	5/nr	5/nr	A	W	77-74	Louisiana Tech
2/9/1991	5/20	5/19	H	W	88-71	Notre Dame
2/13/1991	4/nr	4/nr	H	W	105-43	DePaul
2/21/1991	4/nr	4/nr	H	W	93-46	Memphis St.
2/23/1991	4/15	4/15	A	W	64-55	Texas
SEC TOURNAMENT (2nd), Albany, Ga.						
3/2/1991	4/nr	4/nr	N51	W	62-60	Vanderbilt
3/3/1991	4/5	4/5	N51	W	70-62	Auburn
3/4/1991	3/10	4/12	N51	L	75-80	Louisiana St.
NCAA SECOND ROUND, Knoxville, Tenn.						
3/17/1991	4/nr	3/nr	H	W	55-47	SW Missouri St.
NCAA MIDEAST REGIONAL CHAMPIONSHIPS (1st), Knoxville, Tenn.						
3/21/1991	4/10	3/11	H	W	68-61	W. Kentucky
3/23/1991	4/6	3/6	H	W	69-65	Auburn
NCAA FINAL FOUR (1st), New Orleans, La.						
3/30/1991	4/11	3/10	N59	W	68-60	Stanford
3/31/1991	4/2	3/2	N59	W	70-67 (OT)	Virginia

YEAR-BY-YEAR RESULTS

1991-92 (28-3, 10-1 SEC, 2nd)

Final AP Ranking 2nd

Final ESPN Ranking 5th

SEC Tournament Champions

Date	AP Rk	ESPN Rk	Site	W/L	Score	Opponent
11/18/1991			H	W-ex	96-63	Mexican Nat.
11/22/1991	1/21	1/nr	H	W	90-70	La. Tech
11/24/1991	1/nr	1/nr	H	W	86-71	Maine
12/2/1991	1/nr	1/nr	A	W	79-56	UNC-Charlotte
12/14/1991	1/3	1/3	A	L	95-96 (OT)	Stanford
12/16/1991	3/nr	1/nr	A	W	73-71	Santa Clara
12/19/1991	3/19	3/19	N60	W	86-72	Texas
12/28/1991	3/7	3/7	H61	W	82-81	Penn State
(British Tour)						
1/2/1992	N62	W-ex	98-44			Copenhagen (Den.)
1/4/1992	N62	W-ex	70-65			Solna (Sweden)
1/5/1992	N62	L-ex	82-84			Minsk (Belarus)

(Regular Season Contests)

1/8/1992	3/22	3/22	H	W	85-69	Louisiana St.
1/10/1992	3/nr	3/nr	A	W	70-62	DePaul
1/12/1992	2/nr	3/nr	A	W	85-82	Notre Dame
1/15/1992	2/nr	2/nr	A	W	78-58	South Carolina
1/18/1992	2/10	2/9	A	L	78-80 (OT)	Mississippi
1/21/1992	4/nr	4/nr	H	W	108-26	FAU
1/24/1992	4/nr	4/nr	A	W	78-61	N. Illinois
1/26/1992	4/24	4/24	H	W	82-72	Alabama
1/30/1992	4/nr	4/nr	H	W	69-54	Auburn
2/2/1992	4/13	4/11	H	W	70-53	Vanderbilt
2/4/1992	4/nr	4/nr	H	W	75-59	Old Dominion
2/8/1992	4/nr	4/nr	A	W	77-52	Kentucky
2/10/1992	3/nr	4/nr	H	W	100-72	Youngstown St.
2/12/1992	3/nr	3/nr	A	W	78-56	Mississippi St.
2/15/1992	3/nr	3/nr	A	W	55-51	Georgia
2/19/1992	2/nr	2/nr	A	W	118-59	Memphis St.
2/22/1992	2/nr	2/nr	H	W	90-69	Florida
2/25/1992	2/24	2/24	H	W	86-68	Texas
2/29/1992	2/nr	2/nr	H	W	105-59	Arkansas

SEC TOURNAMENT (1st), Albany, Ga.

3/7/1992	2/nr	2/nr	N51	W	70-65	Louisiana St.
3/8/1992	2/nr	2/nr	N51	W	94-80	Kentucky
3/9/1992	2/24	2/nr	N51	W	73-66	Georgia

NCAA SECOND ROUND, Knoxville, Tenn.

3/21/1992	2/nr	2/nr	H	W	97-56	Rutgers
-----------	------	------	---	---	-------	---------

NCAA MIDEAST REGIONAL CHAMP. (3rd), West Lafayette, Ind.

3/26/1992	2/15	2/15	N63	L	70-75	W. Kentucky
-----------	------	------	-----	---	-------	-------------

1992-93 (29-3, 11-0 SEC, 1st)

Final AP Ranking 2nd

Final ESPN Ranking 5th

SEC Champions

Date	AP Rk	ESPN Rk	Site	W/L	Score	Opponent
11/22/1992			H	L-ex	68-70	A. in A.
11/30/1992			H	W-ex	84-70	MTK Budapest
12/4/1992	2/nr	2/nr	N56	W	69-60	Oklahoma St.
12/5/1992	2/8	2/8	N56	W	94-71	S.F. Austin
12/6/1992	2/1	2/1	N56	W	74-73 (OT)	Stanford
12/9/1992	1/nr	1/nr	H	W	89-45	UNC-Charlotte
12/18/1992	1/11	1/11	A	W	83-76	La. Tech
12/21/1992	1/2	1/2	H	W	84-79	Stanford
12/29/1992	1/nr	1/nr	N64	W	73-53	G. Washington
12/30/1992	1/6	1/6	A64	L	72-77	Maryland
1/2/1993	1/nr	1/nr	A	W	68-60	Old Dominion
1/4/1993	1/nr	1/nr	H	W	79-48	Notre Dame
1/7/1993	2/nr	2/nr	A	W	95-61	Louisiana St.
1/9/1993	2/nr	2/nr	H	W	109-62	Mississippi St.
1/12/1993	2/9	2/8	A	W	70-59	Auburn
1/16/1993	2/nr	2/nr	H	W	64-53	Mississippi
1/19/1993	2/nr	2/nr	H	W	93-74	Rutgers
1/21/1993	2/21	2/21	H	W	60-48	DePaul
1/23/1993	2/nr	2/nr	A	W	86-74	Alabama
1/25/1993	2/nr	2/nr	H	W	93-50	Providence
1/30/1993	2/1	2/1	A	W	73-68	Vanderbilt
2/2/1993	1/13	1/13	A	W	72-58	Texas

2/6/1993	1/25	1/23	H	W	85-61	Kentucky
2/9/1993	1/nr	1/nr	A	W	78-54	Youngstown St.
2/14/1993	1/nr	1/nr	H	W	71-68	Georgia
2/16/1993	1/nr	1/nr	H	W	90-46	Memphis St.
2/18/1993	1/nr	1/nr	H	W	100-57	S. Carolina
2/21/1993	1/nr	1/nr	A	W	88-75	Florida
2/24/1993	1/nr	1/nr	A	W	95-58	E. Kentucky
2/27/1993	1/nr	1/nr	A	W	72-55	Arkansas

SEC TOURNAMENT (5th), Chattanooga, Tenn.

3/6/1993	1/nr	2/21	N65	L	72-73	Georgia
----------	------	------	-----	---	-------	---------

NCAA SECOND ROUND, Knoxville, Tenn.

3/20/1993	2/nr	2/nr	H	W	89-66	Northwestern
-----------	------	------	---	---	-------	--------------

NCAA MIDEAST REGIONAL CHAMPIONSHIPS (2nd), Iowa City, Iowa

3/25/1993	2/17	2/18	N48	W	74-54	N. Carolina
3/27/1993	2/4	2/4	A48	L	56-72	Iowa

1993-94 (31-2, 11-0 SEC, 1st)

Final AP Ranking 1st

Final ESPN Ranking 5th

SEC Champions

SEC Tournament Champions

Date	AP Rk	ESPN Rk	Site	W/L	Score	Opponent
11/18/1993			H	W-ex	76-73	A. in A.
11/21/1993	1/8	1/14	N66	W	80-45	Ohio State
11/23/1993			H	W-ex	89-75	Bulgarian Nat.
11/28/1993	1/nr	1/nr	H	W	82-66	Montana
12/3/1993	1/9	1/8	A	W	81-75	Stanford
12/7/1993	1/nr	1/nr	A	W	65-63	Arizona
12/12/1993	1/23	1/23	H	W	64-48	Maryland
12/18/1993	1/nr	1/nr	H	W	84-69	Florida
12/20/1993	1/7	1/7	H	W	86-82 (OT)	Colorado
12/22/1993	1/10	1/10	H	W	94-60	La. Tech
12/30/1993	1/nr	1/nr	A	W	79-65	Memphis St.
1/2/1994	1/nr	1/nr	H	W	89-67	Arkansas
1/7/1994	1/nr	1/nr	A	W	105-70	Notre Dame
1/9/1994	1/nr	1/nr	H	W	91-69	Louisiana St.
1/13/1994	1/nr	1/nr	H	W	90-49	Old Dominion
1/15/1994	1/21	1/20	H	W	58-46	Auburn
1/17/1994	1/nr	1/nr	A	L	77-87	Rutgers
1/20/1994	1/nr	1/nr	H	W	88-51	Virginia Tech
1/22/1994	1/nr	1/nr	A	W	82-62	Mississippi St.
1/25/1994	2/nr	2/nr	H	W	94-60	Texas
1/29/1994	2/nr	2/nr	A	W	66-56	DePaul
1/31/1994	2/9	2/10	A	W	84-82	Vanderbilt
2/5/1994	2/15	2/15	H	W	85-69	Alabama
2/8/1994	2/nr	2/nr	A	W	91-75	S. Carolina
2/11/1994	2/nr	2/nr	A	W	83-73	Providence
2/13/1994	2/12	2/11	H	W	79-57	Vanderbilt
2/16/1994	1/nr	1/24	A	W	70-60	Mississippi
2/18/1994	1/nr	1/nr	A	W	95-89 (OT)	Kentucky
2/27/1994	1/nr	1/nr	A	W	75-59	Georgia

SEC TOURNAMENT (1st), Chattanooga, Tenn.

3/5/1994	1/nr	1/nr	N65	W	86-72	Georgia
3/6/1994	1/16	1/15	N65	W	72-56	Alabama
3/7/1994	1/13	1/13	N65	W	82-57	Vanderbilt

NCAA FIRST ROUND, Knoxville, Tenn.

3/16/1994	1/nr	1/nr	H	W	111-37	North Carolina A&T
-----------	------	------	---	---	--------	--------------------

NCAA SECOND ROUND, Knoxville, Tenn.

3/19/1994	1/nr	1/nr	H	W	78-66	Clemson
-----------	------	------	---	---	-------	---------

NCAA MIDEAST REGIONAL CHAMPIONSHIPS (3rd), Fayetteville, Ark.

3/24/1994	1/6	1/7	N67	L	68-71	La. Tech
-----------	-----	-----	-----	---	-------	----------

1994-95 (34-3, 11-0 SEC, 1st)

Final AP Ranking 3rd

Final ESPN Ranking 2nd

SEC Champions

2nd NCAA National Championships

Date	AP Rk	ESPN Rk	Site	W/L	Score	Opponent
11/17/1994			H	W-ex	78-65	A. in A.
11/20/1994	1/3	1/2	N66	W	69-62	La. Tech
11/22/1994			H	W-ex	106-57	Australian Inst.
11/26/1994	1/nr	1/nr	H	W	95-66	Memphis
12/1/1994	1/2	1/2	H	W	105-69	Stanford

GENERAL

STAFF

PLAYERS

REVIEW

HISTORY

FACILITIES

NCAA

SEC

RECORDS

MEDIA INFO



YEAR-BY-YEAR RESULTS

12/4/1994	1/nr	1/nr	A	W	95-29	Maryland
12/6/1994	1/15	1/13	H	W	81-63	Purdue
12/9/1994	1/12	1/12	N68	W	84-73	Virginia
12/10/1994	1/7	1/6	N68	W	78-74	Penn State
12/17/1994	1/8	1/8	A	W	78-72	Colorado
12/19/1994	1/nr	1/nr	A	W	66-61	Montana
12/28/1994	1/nr	1/nr	A	W	66-54	Texas
12/31/1994	1/8	1/9	A	W	72-70	Vanderbilt
1/2/1995	1/nr	1/nr	H	W	109-57	Arizona
1/7/1995	1/nr	1/nr	A	W	102-68	Louisiana St.
1/9/1995	1/3	1/3	A	W	62-56	La. Tech
1/12/1995	1/nr	1/nr	H	W	72-55	S. Carolina
1/14/1995	1/nr	1/nr	A	W	68-43	Auburn
1/16/1995	1/2	1/2	A	L	66-77	UConn
1/21/1995	2/nr	2/nr	H	W	81-58	Mississippi St.
1/24/1995	2/nr	2/nr	A	W	77-54	Old Dominion
1/29/1995	2/16	2/15	H	W	83-48	Mississippi
2/1/1995	2/14	2/15	A	W	76-69	Florida
2/5/1995	2/16	2/13	A	W	95-44	Alabama
2/7/1995	2/20	2/23	A	W	87-67	Arkansas
2/12/1995	2/7	2/7	H	W	75-55	Vanderbilt
2/14/1995	2/nr	2/nr	H	W	85-54	DePaul
2/19/1995	2/nr	2/nr	H	W	67-41	Kentucky
2/22/1995	2/nr	2/nr	A	W	66-33	Virginia Tech
2/25/1995	2/9	2/9	H	W	83-61	Georgia

SEC TOURNAMENT (2nd), Chattanooga, Tenn.

3/4/1995	2/nr	2/nr	N65	W	74-62	Kentucky
3/5/1995	2/16	2/15	N65	W	84-70	Alabama
3/6/1995	2/9	2/11	N65	L	61-67	Vanderbilt

NCAA SUB-REGIONAL, Knoxville, Tenn.

3/16/1995	3/nr	2/nr	H	W	96-59	Florida A&M
3/18/1995	3/nr	2/nr	H	W	70-44	Florida Int'l

NCAA MIDEAST REGIONAL CHAMPIONSHIPS (1st), Knoxville, Tenn.

3/23/1995	3/9	2/7	H	W	87-65	W. Kentucky
3/25/1995	3/5	2/6	H	W	80-59	Texas Tech

NCAA FINAL FOUR (2nd), Minneapolis, Minn.

4/1/1995	3/12	2/12	N16	W	73-51	Georgia
4/2/1995	3/1	2/1	N16	L	64-70	UConn

1995-96 (32-4, 9-2 SEC, 2nd)

Final AP Ranking 4th

Final ESPN Ranking 1st

SEC Champions

NCAA NATIONAL CHAMPIONS

Date	AP Rk	ESPN RkSite	W/L	Score	Opponent	
11/11/1995			H	W-ex	85-49	Lithuania
11/19/1995	6/3	6/2	H69	W	78-51	Virginia
11/22/1995			H	L-ex	58-82	U.S. National
11/25/1995	4/nr	2/nr	H	W	75-54	St. Joseph's
11/27/1995	3/10	2/14	H	W	87-65	Texas Tech
12/1/1995	3/nr	2/nr	N70	W	77-42	UAB
12/2/1995	3/7	2/5	N70	W	81-63	Purdue
12/3/1995	3/12	2/12	N70	W	79-67	Penn State
12/8/1995	2/10	2/10	A71	W	82-68	Purdue
12/10/1995	2/nr	2/nr	H	W	83-67	Texas
12/16/1995	2/9	2/9	A	L	72-90	Stanford
12/20/1995	4/nr	4/nr	A	W	76-68	DePaul
12/31/1995	5/nr	4/nr	A	W	84-63	Memphis
1/2/1996	4/21	4/18	H	W	87-67	Florida
1/6/1996	4/2	4/2	H	L	53-59	UConn
1/8/1996	4/7	4/9	A	L	71-77	Georgia
1/11/1996	4/15	5/15	H	W	69-47	Old Dominion
1/14/1996	4/nr	5/nr	A	W	60-45	Kentucky
1/17/1996	6/20	5/20	H	W	78-66	Arkansas
1/19/1996	6/2	5/2	H	W	85-82	Vanderbilt
1/22/1996	4/1	5/1	H	W	77-72	La. Tech
1/28/1996	4/18	5/17	H	W	81-69	Alabama
2/4/1996	3/20	3/25	A	L	72-78	Mississippi
2/8/1996	6/8	6/11	A	W	72-61	Wisconsin
2/10/1996	6/nr	6/nr	A	W	92-76	Mississippi St.
2/15/1996	5/nr	5/nr	A	W	79-73	OT S. Carolina
2/18/1996	5/20	5/18	H	W	72-67	OT Auburn
2/22/1996	5/nr	5/nr	H	W	88-75	Louisiana St.

2/25/1996	5/10	5/9	A	W	79-71	Vanderbilt
-----------	------	-----	---	---	-------	------------

SEC TOURNAMENT (1st), Chattanooga, Tenn.

3/2/1996	5/23	5/24	N65	W	73-51	Mississippi
3/3/1996	5/18	5/16	N65	W	74-63	Florida
3/4/1996	4/10	4/10	N65	W	64-60	Alabama

NCAA SUB-REGIONAL, Knoxville, Tenn.

3/16/1996	4/nr	4/nr	H	W	97-56	Radford
3/18/1996	4/nr	4/nr	H	W	97-65	Ohio State

NCAA EAST REGIONAL CHAMPIONSHIPS (1st), Charlottesville, Va.

3/23/1996	4/20	4/22	N72	W	92-71	Kansas
3/25/1996	4/11	4/10	A72	W	52-46	Virginia

NCAA FINAL FOUR (1st), Charlotte, N.C.

3/29/1996	4/2	4/3	N73	W	88-83	OT UConn
3/31/1996	4/5	4/5	N73	W	83-65	Georgia

1996-97 (29-10, 8-4 SEC, 5th)

Final AP Ranking 10th

Final ESPN Ranking 1st

NCAA NATIONAL CHAMPIONS

Date	AP Rk	ESPN RkSite	W/L	Score	Opponent	
11/15/1996	4/nr	4/nr	H74	W	80-59	Austin Peay
11/17/1996	4/12	4/13	H74	W	79-60	Kansas
11/19/1996	3/14	2/17	N75	W	72-59	Notre Dame
11/20/1996	3/11	2/8	N75	L	64-66	La. Tech
11/23/1996	3/nr	2/nr	N76	W	83-68	Marquette
11/24/1996	3/nr	2/nr	A76	W	87-58	Vermont
11/26/1996	5/nr	5/nr	H	W	71-36	Wisc.-Green Bay
12/3/1996	4/nr	4/nr	H	W	79-63	Memphis
12/8/1996	4/5	4/5	H	L	95-94	OT Georgia
12/15/1996	5/1	5/1	H	L	65-82	Stanford
12/18/1996	6/11	6/10	A	W	79-71	Texas Tech
12/21/1996	6/13	6/16	A	W	68-65	OT Texas
12/29/1996	6/22	6/24	A	L	75-77	Arkansas
1/2/1997	8/nr	8/nr	A	W	64-52	St. Joseph's
1/5/1997	8/1	8/1	A77	L	57-72	UConn
1/7/1997	9/2	9/4	A	L	72-83	Old Dominion
1/12/1997	9/nr	9/nr	H	W	84-61	Kentucky
1/17/1997	9/nr	9/nr	H	W	72-60	Purdue
1/19/1997	9/7	9/7	A	W	92-79	OT Vanderbilt
1/21/1997	8/19	9/nr	A	L	62-71	Florida
1/26/1997	8/4	9/4	A	W	63-60	Alabama
1/28/1997	9/nr	9/nr	H	W	94-83	DePaul
2/2/1997	9/nr	9/nr	H	W	74-72	Mississippi
2/4/1997	9/23	9/16	H	W	78-74	Wisconsin
2/9/1997	9/nr	9/nr	H	W	104-39	Mississippi St.
2/11/1997	8/nr	9/nr	H	W	90-59	S. Carolina
2/15/1997	8/nr	9/nr	A	W	76-63	Auburn
2/17/1997	8/15	8/13	H	W	64-59	Vanderbilt
2/22/1997	8/13	8/13	A	L	78-83	Louisiana St.
2/24/1997	8/6	11/5	A	L	80-98	La. Tech

SEC TOURNAMENT (3rd), Chattanooga, Tenn.

2/28/1997	8/nr	11/nr	N65	W	75-48	S. Carolina
3/1/1997	8/9	11/9	N65	W	100-99	OT Louisiana St.
3/2/1997	8/nr	11/nr	N65	L	59-61	Auburn

NCAA SUB-REGIONAL, Knoxville, Tenn.

3/15/1997	10/nr	11/nr	H	W	91-54	Grambling St.
3/17/1997	10/nr	11/nr	H	W	76-59	Oregon

NCAA MIDWEST REGIONAL CHAMPIONSHIPS (1st), Iowa City, Iowa

3/22/1997	10/18	11/21	N48	W	75-67	Colorado
3/24/1997	10/1	11/1	N48	W	91-81	UConn

NCAA FINAL FOUR (1st), Cincinnati, Ohio

3/28/1997	10/15	11/14	N78	W	80-66	Notre Dame
3/30/1997	10/2	11/3	N78	W	68-59	Old Dominion

1997-98 (39-0, 14-0, 1st)

Final AP Ranking 1st

Final ESPN Ranking 1st

SEC Champions

SEC Tournament Champions

NCAA NATIONAL CHAMPIONS

Date	AP Rk	ESPN RkSite	W/L	Score	Opponent	
11/4/1997			H	W-ex	111-54	Armed Forces
11/18/1997	1/nr	1/nr	H	W	92-54	Mississippi

YEAR-BY-YEAR RESULTS

11/21/1997	1/2	1/2	H	W	75-61	La. Tech
11/23/1997	1/nr	1/nr	A	W	73-32	UT-Martin
11/25/1997	1/nr	1/nr	H	W	92-52	Vermont
11/29/1997	1/11	1/10	N79	W	88-70	Stanford
11/30/1997	1/nr	1/nr	A	W	74-51	Portland
12/3/1997	1/nr	1/nr	H	W	98-64	Texas
12/6/1997	1/nr	1/nr	N80	W	93-61	George Mason
12/7/1997	1/nr	1/nr	A	W	78-28	Manhattan
12/12/1997	1/5	1/5	H61	W	78-68	Illinois
12/18/1997	1/nr	1/nr	N81	W	98-63	Akron
12/19/1997	1/nr	1/nr	N81	W	105-81	Texas A&M
12/20/1997	1/9	1/10	N81	W	87-66	Wisconsin
1/1/1998	1/25	1/nr	H	W	88-58	Arkansas
1/3/1998	1/3	1/3	H	W	84-69	UConn
1/6/1998	1/nr	1/nr	A	W	94-52	S. Carolina
1/10/1998	1/12	1/14	H	W	99-60	Florida
1/14/1998	1/19	1/19	A	W	96-71	Georgia
1/18/1998	1/nr	1/nr	A	W	93-65	Kentucky
1/20/1998	1/nr	1/nr	A	W	125-46	DePaul
1/25/1998	1/9	1/8	H	W	86-54	Vanderbilt
1/28/1998	1/17	1/17	H	W	102-43	Georgia
2/1/1998	1/nr	1/nr	H	W	73-66	Alabama
2/4/1998	1/nr	1/nr	A	W	91-45	Mississippi
2/7/1998	1/3	1/3	H	W	85-61	Old Dominion
2/9/1998	1/nr	1/nr	A	W	74-52	Mississippi St.
2/12/1998	1/nr	1/nr	A	W	91-65	Memphis
2/14/1998	1/nr	1/nr	H	W	79-63	Auburn
2/16/1998	1/14	1/16	A	W	91-60	Vanderbilt
2/22/1998	1/nr	1/nr	H	W	90-58	Louisiana St.
SEC TOURNAMENT (1st), Columbus, Ga.						
2/27/1998	1/nr	1/nr	N82	W	88-60	Mississippi St.
2/28/1998	1/14	1/13	N82	W	106-45	Vanderbilt
3/1/1998	1/20	1/19	N82	W	67-63	Alabama
NCAA SUB-REGIONAL, Knoxville, Tenn.						
3/14/1998	1/nr	1/nr	H	W	102-58	Liberty
3/16/1998	1/15	1/18	H	W	82-62	W. Kentucky
NCAA MIDEAST REGIONAL CHAMPIONSHIPS (1st), Nashville, Tenn.						
3/21/1998	1/nr	1/nr	N83	W	92-60	Rutgers
3/23/1998	1/7	1/7	N83	W	76-70	N. Carolina
NCAA FINAL FOUR (1st), Kansas City, Mo.						
3/27/1998	1/nr	1/nr	N84	W	86-58	Arkansas
3/29/1998	1/4	1/4	N84	W	93-75	La. Tech

1998-99 (31-3, 13-1 SEC, 1st)

Final AP Ranking 2nd

Final ESPN Ranking 4th

SEC Champions

SEC Tournament Champions

2nd NCAA East Regional

Date	AP Rk	ESPN RkSite	W/L	Score	Opponent	
11/8/1998			H	W-ex	100-60	Visby (Sweden)
11/13/1998	1/nr	1/nr	H	W	94-57	Portland
11/15/1998	1/5	1/5	A85	L	68-78	Purdue
11/16/1998	4/nr	1/nr	H	W	108-63	St. Joseph's
11/28/1998	3/nr	3/nr	A	W	86-65	Texas
11/30/1998	3/2	3/2	A	W	92-73	La. Tech
12/3/1998	3/nr	3/nr	H	W	89-47	DePaul
12/6/1998	3/16	3/16	N86	W	74-60	Duke
12/17/1998	2/nr	2/nr	A	W	82-62	Arkansas
12/19/1998	2/nr	2/nr	H	W	98-62	Stanford
12/21/1998	2/8	2/8	H	W	100-77	UCLA
12/29/1998	2/nr	2/nr	A	W	92-51	Mississippi
1/3/1999	2/15	2/13	N87	W	68-54	Rutgers
1/7/1999	2/nr	2/nr	H	W	87-58	S. Carolina
1/10/1999	2/1	2/1	A	W	92-81	UConn
1/14/1999	1/4	1/4	H	W	102-69	Georgia
1/17/1999	1/nr	1/nr	H	W	98-60	Kentucky
1/19/1999	1/12	1/11	A	W	77-61	Old Dominion
1/21/1999	1/21	1/19	A	W	77-64	Florida
1/28/1999	1/4	1/4	A	W	95-79	Georgia
1/31/1999	1/23	1/21	A	W	85-73	Alabama
2/4/1999	1/nr	1/nr	H	W	96-58	Mississippi
2/6/1999	1/nr	1/nr	H	W	94-53	Mississippi St.

2/7/1999	1/nr	1/nr	A	W	66-60	Vanderbilt
2/14/1999	1/17	1/21	A	W	71-63	Auburn
2/16/1999	1/nr	1/nr	H	W	113-39	Memphis
2/18/1999	1/nr	1/nr	H	W	89-53	Vanderbilt
2/21/1999	1/24	1/24	A	L	69-72	Louisiana St.
SEC TOURNAMENT (1st), Chattanooga, Tenn.						
2/26/1999	2/nr	2/nr	N65	W	92-80	Florida
2/27/1999	2/24	2/nr	N65	W	80-69	Alabama
2/28/1999	2/14	2/12	N65	W	85-69	Georgia
NCAA SUB-REGIONAL, Knoxville, Tenn.						
3/13/1999	2/nr	2/nr	H	W	113-54	Appalachian St.
3/15/1999	2/nr	2/nr	H	W	89-62	Boston College
NCAA EAST REGIONAL CHAMPIONSHIPS (2nd), Greensboro, N.C.						
3/20/1999	2/13	2/15	N25	W	68-52	Virginia Tech
3/22/1999	2/10	2/11	N25	L	63-69	Duke

1999-2000 (33-4, 13-1 SEC, 1st)

Final AP Ranking: 2nd

Final ESPN Ranking 2nd

SEC Champions

SEC Tournament Champions

2nd NCAA National Championships

Date	AP Rk	ESPN RkSite	W/L	Score	Opponent	
(Europe Tour)						
8/15/1999	A88	W-ex	71-68	Valenciennes-Orchies (France)		
8/17/1999	A89	W-ex	104-37	Wetzikon BBC (Switzerland)		
8/19/1999	A90	W-ex	126-50	Martigny BBC (Switzerland)		
8/20/1999	A91	W-ex	66-57	Aix-En-Provence (France)		
8/22/1999	A92	W-ex	114-45	Roque-Bruen (France)		

11/2/1999			H	W-ex	82-63	FC-DiegoBudapest
11/7/1999			H	W-ex	65-64	U.S. National
11/14/1999	2/6	2/6	H69	L	64-69	La. Tech
11/19/1999	5/nr	2/nr	H	W	133-60	UT-Martin
11/26/1999	5/23	5/22	A	W	79-73	Stanford
11/28/1999	5/4	5/4	A	W	88-77	UCLA
12/2/1999	3/17	3/17	H	W	72-66	Purdue
12/5/1999	3/25	3/nr	A	W	85-62	Wisconsin
12/7/1999	2/nr	2/nr	A	W	92-69	Memphis
12/17/1999	2/nr	2/nr	A	W	100-66	DePaul
12/19/1999	2/nr	2/nr	A	W	82-59	St. Joseph's
12/30/1999	2/25	2/nr	H	W	106-76	Texas
1/3/2000	2/21	2/19	H	W	113-55	Old Dominion
1/6/2000	2/16	2/21	A	W	86-50	Louisiana St.
1/8/2000	2/1	2/1	H	L	67-74	UConn
1/10/2000	2/nr	2/nr	H	W	79-69	Arkansas
1/14/2000	2/nr	2/nr	A	W	92-76	South Carolina
1/17/2000	2/7	2/7	A	L	51-78	Georgia
1/23/2000	2/nr	2/nr	A	W	71-65	Kentucky
1/29/2000	4/8	4/8	N93	W	83-63	NC State
1/30/2000	4/nr	4/nr	H	W	77-48	Kentucky
2/2/2000	4/1	4/1	A	W	72-71	UConn
2/4/2000	4/nr	4/nr	H	W	78-52	Vanderbilt
2/6/2000	4/nr	4/nr	H	W	65-47	Alabama
2/10/2000	2/nr	3/nr	A	W	70-49	Mississippi
2/13/2000	2/nr	3/nr	H	W	97-78	Florida
2/17/2000	2/22	3/18	A	W	79-75	Mississippi St.
2/20/2000	2/9	3/9	H	W	80-48	Louisiana St.
2/24/2000	2/nr	3/nr	A	W	59-57	Vanderbilt
2/27/2000	2/11	3/14	H	W	76-61	Auburn

SEC TOURNAMENT (1st), Chattanooga, Tenn.

3/3/2000	2/nr	3/nr	N65	W	91-79	Florida
3/4/2000	2/nr	3/nr	N65	W	61-53	Vanderbilt
3/5/2000	2/17	3/19	N65	W	70-67	Mississippi St.

NCAA SUB-REGIONAL, Knoxville, Tenn.

3/18/2000	2/nr	2/nr	H	W	90-38	Furman
3/20/2000	2/21	2/20	H	W	75-60	Arizona

NCAA MIDEAST REGIONAL CHAMPIONSHIPS (1st), Memphis, Tenn.

3/25/2000	2/19	2/19	N94	W	77-56	Virginia
3/27/2000	2/11	2/11	N94	W	57-44	Texas Tech

NCAA FINAL FOUR (2nd), Philadelphia, Pa.

3/31/2000	2/8	2/8	N95	W	64-54	Rutgers
4/2/2000	2/1	2/1	N95	L	52-71	UConn

GENERAL

STAFF

PLAYERS

REVIEW

HISTORY

FACILITIES

NCAA

SEC

RECORDS

MEDIA INFO



YEAR-BY-YEAR RESULTS

2000-01 (31-3, 14-0 SEC, 1st)

Final AP Ranking 3rd
Final ESPN Ranking 5th
SEC Champions

Date	AP Rk	ESPN Rk	Site	W/L	Score	Opponent
11/5/2000			H	W-ex	144-52	Dynamo Kiev
11/16/2000			H	W-ex	108-78	A. in A.
11/18/2000	2/nr	2/nr	H	W	94-52	DePaul
11/24/2000	2/nr	2/nr	N96	W	86-58	Clemson
11/25/2000	2/21	2/21	N96	W	111-62	Illinois
11/27/2000	2/nr	2/nr	A	W	83-61	TCU
12/3/2000	2/18	2/nr	H	W	90-66	Wisconsin
12/6/2000	2/nr	2/nr	H	W	72-57	Boston College
12/10/2000	2/12	2/10	A	W	70-62	La. Tech
12/15/2000	2/nr	2/nr	H	W	98-60	Memphis
12/17/2000	2/15	2/22	H	W	63-58	Stanford
12/22/2000	2/15	2/22	A	W	67-59	Texas
12/27/2000	2/nr	2/nr	N97	W	67-63	Arizona State
12/30/2000	2/1	2/1	A77	L	76-81	UConn
1/2/2001	2/9	2/10	N87	W	58-51	Rutgers
1/4/2001	2/11	2/11	H	W	89-70	Louisiana St.
1/7/2001	2/nr	2/nr	A	W	76-61	Arkansas
1/11/2001	2/nr	2/nr	H	W	99-45	S. Carolina
1/15/2001	2/21	2/21	H	W	66-59	Mississippi St.
1/18/2001	2/4	2/4	H	W	85-69	Georgia
1/21/2001	2/nr	2/nr	A	W	110-38	Kentucky
1/23/2001	3/16	3/17	A	W	70-64	Vanderbilt
1/27/2001	3/nr	3/nr	H	W	83-39	Kentucky
1/28/2001	3/nr	3/nr	A	W	87-70	Old Dominion
2/1/2001	3/2	3/2	H	W	92-88	UConn
2/4/2001	3/nr	3/nr	A	W	97-75	Alabama
2/8/2001	2/nr	2/nr	H	W	119-52	Mississippi
2/11/2001	2/6	2/9	A	W	103-73	Florida
2/18/2001	2/13	2/12	A	W	75-73	Louisiana St.
2/22/2001	1/18	1/17	H	W	70-66	Vanderbilt
2/25/2001	1/nr	1/nr	A	W	63-49	Auburn

SEC TOURNAMENT (3rd), Memphis, Tenn.

3/2/2001	1/nr	1/nr	N94	W	82-52	Alabama
3/3/2001	1/15	1/15	N94	L	74-77	Vanderbilt

NCAA SUB-REGIONAL, Knoxville, Tenn.

3/16/2001	3/nr	3/nr	H	W	80-38	Austin Peay
3/18/2001	3/nr	3/nr	H	W	92-75	St. Mary's (CA)

NCAA MIDEAST REGIONAL CHAMPIONSHIPS (3rd), Birmingham, Ala.

3/24/2001	3/12	3/11	N98	L	65-80	Xavier
-----------	------	------	-----	---	-------	--------

2001-02 (29-5, 13-1 SEC, 1st)

Final AP Ranking 6th
Final ESPN Ranking 3rd
SEC Champions
3rd NCAA National Championships

Date	AP Rk	ESPN Rk	Site	W/L	Score	Opponent
11/4/2001			H	W-ex	108-69	Remus Austria
11/16/2001	2/nr	2/nr	A	W	97-57	Chattanooga
11/18/2001	2/nr	2/nr	H	W	106-66	USC
11/23/2001	2/5	2/5	H	W	90-75	La. Tech
11/27/2001	2/22	2/21	A	W	88-57	G. Washington
12/2/2001	2/8	2/9	N99	W	93-56	NC State
12/5/2001	2/nr	2/nr	A	W	75-66	Boston College
12/16/2001	2/6	2/5	A	W	68-62	Stanford
12/19/2001	2/nr	2/nr	A	W	80-66	DePaul
12/27/2001	2/9	2/9	N100	W	89-68	Duke
12/29/2001	2/nr	2/nr	A	W	92-66	Memphis
1/3/2002	2/15	2/16	A	W	88-64	Florida
1/5/2002	2/1	2/1	H	L	72-86	UConn
1/8/2002	2/25	3/nr	H	W	74-62	Old Dominion
1/10/2002	2/19	3/22	H	W	71-50	Auburn
1/13/2002	2/nr	3/nr	H	W	79-67	Louisiana St.
1/17/2002	2/8	3/8	A	W	80-61	S. Carolina
1/20/2002	2/nr	3/nr	H	W	82-57	Alabama
1/27/2002	2/22	2/22	A	W	66-53	Auburn
1/31/2002	2/12	2/15	H	W	86-66	Florida
2/2/2002	2/8	2/6	A	L	59-76	Vanderbilt
2/7/2002	3/nr	4/nr	H	W	93-65	Arkansas

2/10/2002	3/22	4/21	A	W	52-50	Georgia
2/12/2002	3/18	4/17	H	L	66-69	Texas
2/14/2002	3/nr	4/nr	A	W	80-78	Mississippi St.
2/16/2002	3/6	4/6	H	W	75-68	Vanderbilt
2/21/2002	4/nr	4/nr	A	W	86-69	Mississippi
2/24/2002	4/nr	4/nr	H	W	89-64	Kentucky

SEC TOURNAMENT (3rd), Nashville, Tenn.

3/1/2002	3/24	3/24	N101	W	81-67	Georgia
3/2/2002	3/nr	3/nr	N101	L	80-81	Louisiana St.

NCAA FIRST AND SECOND ROUNDS, Knoxville, Tenn.

3/15/2002	6/nr	6/nr	H	W	98-68	Georgia State
3/17/2002	6/nr	6/nr	H	W	89-50	Notre Dame

NCAA MIDWEST REGIONAL CHAMPIONSHIPS (1st), Ames, Iowa

3/23/2002	6/nr	6/nr	N102	W	68-57	Brigham Young
3/25/2002	6/4	6/4	N102	W	68-63	Vanderbilt

NCAA FINAL FOUR (3rd), San Antonio, Texas

3/29/2002	6/1	6/1	N103	L	56-79	UConn
-----------	-----	-----	------	---	-------	-------

2002-03 (33-5, 14-0 SEC, 1st)

Final AP Ranking 4th
Final ESPN Ranking 2nd
SEC Champions
2nd NCAA National Championships

Date	AP Rk	ESPN Rk	Site	W/L	Score	Opponent
11/3/2002			H	W-ex	116-50	Stockholm Human Rights (08)
11/10/2002	2/22	2/19	H	W	94-68	Oklahoma
11/16/2002			H	W-ex	95-76	Premier Players
11/24/2002	2/1	2/1	N104	L	55-76	Duke
11/26/2002	4/21	5/24	H	W	83-61	G. Washington
11/29/2002	4/nr	5/nr	A	W	136-26	Puerto Rico Mayaguez
11/30/2002	4/nr	5/nr	N105	W	96-44	Army
12/1/2002	4/nr	5/nr	N105	W	75-40	Saint Louis
12/4/2002	4/15	5/13	A	W	60-35	La. Tech
12/14/2002	4/nr	5/nr	A	W	71-39	USC
12/18/2002	4/5	4/5	H	W	71-56	Stanford
12/21/2002	4/22	4/21	A	L	62-63	Texas
12/28/2002	5/12	5/12	N106	W	77-61	Notre Dame
1/4/2003	5/3	5/2	A	L	62-63 (OT)	UConn
1/7/2003	5/nr	5/nr	A	W	91-63	Old Dominion
1/12/2003	5/nr	5/nr	H	W	81-72	Auburn
1/14/2003	5/25	5/24	H	W	76-57	DePaul
1/16/2003	5/nr	5/nr	A	W	88-45	Alabama
1/19/2003	5/nr	5/nr	A	W	94-53	Florida
1/23/2003	4/15	4/14	H	W	97-78	S. Carolina
1/26/2003	4/14	4/13	H	W	82-68	Mississippi St.
1/30/2003	4/12	4/11	A	W	92-79	Arkansas
2/2/2003	4/17	4/17	A	W	81-67	Vanderbilt
2/6/2003	3/nr	3/nr	H	W	86-43	Mississippi
2/9/2003	3/nr	3/nr	H	W	79-40	Florida
2/11/2003	3/nr	3/nr	H	W	86-72	TCU
2/16/2003	3/nr	3/nr	A	W	59-56	Auburn
2/20/2003	3/13	3/16	H	W	87-60	Georgia
2/23/2003	3/4	3/4	A	W	68-65	Louisiana St.
2/27/2003	3/17	3/18	H	W	91-71	Vanderbilt
3/2/2003	3/nr	3/nr	A	W	84-69	Kentucky

SEC TOURNAMENT (2nd), N. Little Rock, Ark.

3/7/2003	3/nr	3/nr	N107	W	66-51	Auburn
3/8/2003	3/10	3/11	N107	W	76-75	Mississippi St.
3/9/2003	3/6	3/5	N107	L	62-78	Louisiana St.

NCAA FIRST AND SECOND ROUNDS, Knoxville, Tenn.

3/22/2003	4/nr	4/nr	H	W	95-43	Alabama St.
3/24/2003	4/nr	4/nr	H	W	81-51	Virginia

NCAA MIDEAST REGIONAL CHAMPIONSHIPS (1st), Knoxville, Tenn.

3/29/2003	4/15	4/16	H	W	86-58	Penn State
3/31/2003	4/11	4/12	H	W	73-49	Villanova

NCAA FINAL FOUR (2nd), Atlanta, Ga.

4/6/2003	4/2	4/1	N108	W	66-56	Duke
4/8/2003	4/1	4/2	N108	L	68-73	UConn

YEAR-BY-YEAR RESULTS

2003-04 (31-4, 14-0 SEC, 1st)

Final AP Ranking 2nd

Final ESPN Ranking 2nd

SEC Champions

2nd NCAA National Championships

Date	AP Rk	ESPN RkSite	W/L	Score	Opponent
(Europe Tour)					
8/10/2003	N109	W-ex	58-13		Pesaro (Italy)
8/13/2003	A110	L-ex	79-85		Greek National Tm.
8/14/2003	N110	L-ex	67-69		Bulgarian Ntnl. Tm.
8/15/2003	N110	W-ex	88-74		Romanian Ntnl. Tm.
8/16/2003	A110	W-ex	59-50		Greek National Tm.

11/9/2003			H	W-ex	86-57	W. Coast All-Stars
11/18/2003			H	W-ex	88-64	AIA
11/23/2003	3/nr	3/nr	H	W	83-52	Chattanooga
11/30/2003	3/17	3/17	H	W	83-59	Notre Dame
12/7/2003	3/10	3/11	H	W	85-65	La. Tech
12/11/2003	2/nr	2/25	H	W	59-49	Rutgers
12/14/2003	2/6	2/5	A	W	70-66 (OT)	Stanford
12/17/2003	2/nr	2/nr	A	W	96-89 (OT)	DePaul
12/21/2003	2/13	2/15	A	W	71-55	Oklahoma
12/28/2003	2/5	2/5	H	L	60-70	Texas
12/30/2003	5/nr	5/nr	A	W	65-51	G. Washington
1/2/2004	5/19	5/19	A	W	74-66	TCU
1/4/2004	5/nr	5/nr	H	W	66-42	Old Dominion
1/8/2004	5/nr	5/nr	H	W	83-44	Arkansas
1/11/2004	5/nr	5/nr	A	W	61-53	Mississippi St.
1/15/2004	5/nr	5/nr	A	W	86-58	S. Carolina
1/18/2004	5/nr	5/nr	H	W	72-51	Alabama
1/22/2004	2/nr	2/nr	H	W	79-54	Vanderbilt
1/24/2004	2/1	2/1	A	W	72-69	Duke
1/29/2004	1/nr	1/nr	A	W	81-72	Kentucky
2/1/2004	1/22	1/25	H	W	68-61 (OT)	Auburn
2/5/2004	1/4	1/3	H	L	67-81	UConn
2/8/2004	1/nr	1/nr	H	W	72-58	S. Carolina
2/12/2004	3/19	3/17	A	W	70-67	Georgia
2/15/2004	3/nr	3/nr	A	W	94-88	Vanderbilt
2/19/2004	3/nr	3/nr	H	W	88-79	Florida
2/22/2004	3/nr	3/nr	A	W	85-69	Mississippi
2/26/2004	2/nr	2/nr	A	W	93-71	Arkansas
2/29/2004	2/15	2/17	H	W	85-62	Louisiana St.

SEC TOURNAMENT (3rd), Nashville, Tenn.

3/5/2004	1/nr	1/nr	N101	W	67-57	Mississippi St.
3/6/2004	1/20	1/16	N101	L	66-68 (OT)	Georgia

NCAA FIRST AND SECOND ROUNDS, Tallahassee, Fla.

3/20/2004	2/nr	3/nr	N111	W	77-54	Colgate
3/22/2004	2/nr	3/25	N111	W	79-59	DePaul

NCAA MIDWEST REGIONAL CHAMPIONSHIPS (1st), Norman, Okla.

3/28/2004	2/15	3/17	N112	W	71-69	Baylor
3/30/2004	2/10	3/8	N112	W	62-60	Stanford

NCAA FINAL FOUR (2nd), New Orleans, La.

4/4/2004	2/19	3/19	N113	W	52-50	Louisiana St.
4/6/2004	2/6	3/6	N113	L	61-70	UConn

2004-05 (30-5, 13-1 SEC, 2nd)

Final AP Ranking 3rd

Final ESPN Ranking 4th

SEC Tournament Champions

3rd NCAA National Championships

Date	AP Rk	ESPN RkSite	W/L	Score	Opponent	
11/11/2004			H	W-ex	105-47	Cason-Newman
11/14/2004			H	W-ex	77-36	W. Coast All-Stars
11/19/2004	1/nr	1/nr	A	W	68-34	Chattanooga
11/21/2004	1/nr	1/nr	A	W	64-54	NC State
11/23/2004	1/nr	1/nr	H	W	71-41	G. Washington
11/25/2004	1/4	1/4	A	L	59-74	Texas
11/28/2004	1/nr	1/nr	H	W	52-48	Temple
12/2/2004	4/10	5/9	H	L	57-59	Duke
12/12/2004	9/15	9/15	H	W	78-63	DePaul
12/15/2004	9/nr	10/nr	A	W	70-59	La. Tech
12/19/2004	9/nr	10/nr	H	W	82-55	TCU
12/21/2004	9/2	10/2	H	W	70-67	Stanford
12/29/2004	8/24	8/nr	A	L	51-65	Rutgers
1/2/2005	8/nr	8/nr	A	W	68-58	Old Dominion
1/8/2005	10/15	10/14	A	W	68-67	UConn
1/13/2005	8/nr	10/nr	H	W	72-54	Arkansas
1/16/2005	8/17	10/15	A	W	79-65	Vanderbilt

1/20/2005	7/nr	9/nr	A	W	81-71	Auburn
1/23/2005	7/nr	9/nr	H	W	67-49	Kentucky
1/27/2005	5/nr	6/nr	A	W	68-53	S. Carolina
1/31/2005	5/18	5/19	H	W	77-70	Georgia
2/3/2005	5/nr	5/nr	A	W	91-82 (OT)	Florida
2/6/2005	5/nr	5/nr	H	W	99-67	Mississippi
2/10/2005	5/1	5/1	A	L	58-68	Louisiana St.
2/13/2005	5/21	5/20	H	W	72-63	Vanderbilt
2/17/2005	6/nr	6/nr	H	W	74-44	S. Carolina
2/20/2005	6/nr	6/nr	A	W	84-71	Arkansas
2/24/2005	5/nr	5/nr	H	W	78-56	Mississippi St.
2/27/2005	5/nr	5/nr	A	W	94-81	Alabama

SEC TOURNAMENT (1st), Greenville, S.C.

3/4/2005	5/nr	4/nr	N114	W	64-54	Auburn
3/5/2005	5/18	4/17	N114	W	76-73	Vanderbilt
3/6/2005	5/1	4/1	N114	W	67-65	Louisiana St.

NCAA FIRST AND SECOND ROUNDS, Knoxville, Tenn.

3/20/2005	3/nr	3/nr	H	W	94-43	W. Carolina
3/22/2005	3/nr	3/nr	H	W	75-54	Purdue

NCAA PHILADELPHIA REGIONAL CHAMPIONSHIPS (1st), Philadelphia

3/27/2005	3/14	3/14	N115	W	75-59	Texas Tech
3/29/2005	3/9	3/10	N115	W	59-49	Rutgers

NCAA FINAL FOUR (3rd), Indianapolis, Ind.

4/3/2005	3/6	3/5	N116	L	64-68	Michigan St.
----------	-----	-----	------	---	-------	--------------

2005-06 (31-5, 11-3 SEC, 2nd)

Final AP Ranking 6th

Final ESPN Ranking 5th

SEC Tournament Champions

2nd NCAA Cleveland Regional

Date	AP Rk	ESPN RkSite	W/L	Score	Opponent	
11/6/2005			H	W-ex	131-40	Dalhousie
11/10/2005			H	W-ex	101-55	Cason-Newman
11/20/2005	2/nr	1/nr	H	W	83-33	Stetson
11/21/2005	2/nr	1/nr	H	W	92-50	Chattanooga
11/24/2005	2/9	1/9	N117	W	83-55	Michigan St.
11/25/2005	2/nr	1/nr	N117	W	79-65	Gonzaga
11/26/2005	2/10	1/10	N117	W	80-75	Maryland
12/1/2005	2/16	1/18	H	W	102-61	Texas
12/4/2005	2/12	1/11	A	W	74-67	Stanford
12/7/2005	1/nr	1/nr	A	W	59-43	G. Washington
12/15/2005	1/nr	1/nr	H	W	83-59	La. Tech
12/20/2005	1/nr	1/nr	H	W	107-39	Princeton
12/28/2005	1/22	1/21	A	W	75-50	Temple
12/31/2005	1/12	1/11	A	W	62-51	Notre Dame
1/2/2006	1/nr	1/nr	H	W	83-67	Old Dominion
1/4/2006	1/nr	1/nr	A	W	66-51	S. Carolina
1/7/2006	1/7	1/7	H	W	89-80	UConn
1/12/2006	1/13	1/17	H	W	94-85	Georgia
1/15/2006	1/nr	1/nr	A	W	79-56	Mississippi St.
1/19/2006	1/19	1/19	A	W	80-68	Vanderbilt
1/23/2006	1/2	1/2	A	L	53-75	Duke
1/26/2006	1/nr	3/nr	A	L	63-66	Kentucky
1/29/2006	1/nr	3/nr	H	W	89-54	Alabama
2/2/2006	5/nr	5/nr	A	W	78-63	Mississippi
2/5/2006	5/nr	5/nr	H	W	77-37	Arkansas
2/9/2006	5/3	5/4	H	L	69-72	Louisiana St.
2/12/2006	5/22	5/20	H	W	70-67	Vanderbilt
2/16/2006	5/13	5/13	A	W	58-55	Georgia
2/19/2006	5/nr	5/nr	A	W	82-65	Alabama
2/23/2006	5/nr	5/nr	H	W	81-56	Auburn
2/26/2006	5/nr	5/nr	H	L	93-95 (OT)	Florida

SEC TOURNAMENT (1st), N. Little Rock, Ark.

3/3/2006	8/nr	9/nr	N107	W	77-45	Auburn
3/4/2006	8/12	9/12	N107	W	89-79	Georgia
3/5/2006	8/3	9/3	N107	W	63-62	Louisiana St.

NCAA FIRST AND SECOND ROUNDS, Norfolk, Va.

3/19/2006	6/nr	6/nr	N118	W	102-54	Army
3/21/2006	6/nr	6/nr	N118	W	66-53	G. Washington

NCAA CLEVELAND REGIONAL CHAMPIONSHIPS (2nd), Cleveland, Ohio

3/26/2006	6/9	6/9	N93	W	76-69	Rutgers
3/28/2006	6/1	6/1	N93	L	63-75	N. Carolina

YEAR-BY-YEAR RESULTS

2006-07 (34-3, 14-0 SEC, 1st)

Final AP Ranking 3rd
Final ESPN Ranking 1st
SEC Champions

NCAA NATIONAL CHAMPIONS

Date	AP Rk	ESPN Rk	Site	W/L	Score	Opponent
11/1/2006			H	W-ex	104-49	Carson-Newman
11/5/2006			H	W-ex	101-51	Houston Jaguars
11/12/2006	5/nr	5/nr	H	W	102-72	Chattanooga
11/16/2006	5/20	4/21	H	W	83-60	UCLA
11/19/2006	5/11	4/11	A	W	83-74	Arizona State
11/24/2006	4/11	4/11	H	W	77-60	Stanford
11/26/2006	4/nr	4/nr	H	W	88-64	MTSU
11/28/2006	4/nr	4/nr	A	W	71-50	La. Tech
12/3/2006	4/2	4/2	A	L	57-70	N. Carolina
12/5/2006	6/nr	5/nr	H	W	85-29	UT-Martin
12/7/2006	6/21	5/19	H	W	85-62	G. Washington
12/17/2006	5/23	5/24	A	W	67-46	Texas
12/20/2006	5/nr	5/nr	H	W	66-51	West Virginia
12/22/2006	5/nr	5/nr	A	W	75-59	Old Dominion
12/30/0206	4/nr	4/nr	H	W	78-54	Notre Dame
1/3/2007	4/nr	4/nr	H	W	72-36	Alabama
1/6/2007	4/5	4/5	A77	W	70-64	UConn
1/11/2007	4/nr	4/nr	A	W	80-58	Florida
1/14/2007	4/15	4/15	A	W	52-41	Georgia
1/18/2007	4/nr	4/nr	H	W	73-44	Mississippi St.
1/22/2007	4/1	4/1	H	L	70-74	Duke
1/25/2007	4/15	4/14	A	W	67-57	Vanderbilt
1/28/2007	4/nr	4/nr	A	W	80-51	Alabama
2/1/2007	3/nr	3/nr	H	W	72-36	S. Carolina
2/5/2007	3/9	3/14	H	W	73-57	Georgia
2/8/2007	3/nr	3/nr	A	W	72-62	Auburn
2/11/2007	3/nr	3/nr	H	W	84-62	Kentucky
2/15/2007	3/nr	3/nr	H	W	81-69	Mississippi
2/19/2007	2/7	3/7	A	W	56-51	La. State
2/22/2007	2/nr	2/nr	A	W	75-68 (OT)	Arkansas
2/25/2007	2/12	2/12	H	W	73-53	Vanderbilt

SEC TOURNAMENT (3rd), Duluth, Ga.

3/2/2007	2/nr	2/nr	N119	W	81-63	S. Carolina
3/3/2007	2/1	2/10	N119	L	54-63	Louisiana St.

NCAA FIRST AND SECOND ROUNDS, Pittsburgh, Pa.

3/18/2007	3/nr	4/nr	N120	W	76-37	Drake
3/20/2007	3/nr	4/nr	A	W	68-54	Pittsburgh

NCAA DAYTON REGIONAL CHAMPIONSHIPS (1st), Dayton, Ohio

3/25/2007	3/nr	4/nr	N121	W	65-46	Marist
3/27/2007	3/nr	4/nr	N121	W	98-62	Mississippi

NCAA FINAL FOUR (1st), Cleveland, Ohio

4/1/2007	3/2	4/2	N93	W	56-50	N. Carolina
4/3/2007	3/15	4/18	N93	W	59-46	Rutgers

2007-08 (36-2, 13-1 SEC, 2nd)

Final AP Ranking 3rd
Final ESPN Ranking 1st
SEC Tournament Champions

NCAA NATIONAL CHAMPIONS

Date	AP Rk	ESPN Rk	Site	W/L	Score	Opponent
11/4/2007			H	L-ex	72-83	U.S. National
11/8/2007			H	W-ex	91-30	Carson-Newman
11/11/2007	1/nr	1/nr	H	W	76-56	Chattanooga
11/15/2007	1/9	1/8	N122	W	70-67	Oklahoma
11/18/2007	1/21	1/22	H	W	92-67	Texas
11/21/2007	1/15	1/17	N123	W	67-49	West Virginia
11/26/2007	1/nr	1/nr	H	W	81-60	La. Tech
12/2/2007	1/5	1/4	H	W	83-79	N. Carolina
12/5/2007	1/25	1/nr	H	W	83-51	Old Dominion
12/13/2007	1/nr	1/nr	H	W	84-61	MTSU
12/16/2007	1/nr	1/nr	H	W	96-73	Gonzaga
12/19/2007	1/nr	1/nr	A	W	82-70	UCLA
12/22/2007	1/5	1/4	A	L	69-73 (OT)	Stanford
1/2/2008	3/15	3/15	A	W	102-68	DePaul
1/5/2008	3/14	3/14	A	W	87-63	Notre Dame
1/10/2008	2/22	2/20	H	W	85-52	Auburn
1/13/2008	2/nr	2/nr	A	W	71-48	S. Carolina

1/17/2008	2/nr	2/nr	A	W	65-40	Kentucky
1/20/2008	2/nr	2/nr	H	W	79-63	Vanderbilt
1/24/2008	2/nr	2/nr	H	W	98-55	Arkansas
1/28/2008	2/9	2/10	A	W	67-64	Duke
1/31/2008	2/nr	2/nr	A	W	68-44	Mississippi
2/3/2008	2/nr	2/nr	H	W	79-51	Kentucky
2/7/2008	2/nr	2/nr	A	W	87-69	Mississippi St.
2/11/2008	1/5	1/7	H	W	59-58	Rutgers
2/14/2008	1/7	1/7	H	L	62-78	Louisiana St.
2/17/2008	1/25	1/nr	A	W	81-68	Vanderbilt
2/21/2008	3/nr	3/nr	A	W	85-58	Alabama
2/24/2008	3/nr	3/nr	H	W	72-46	Mississippi St.
2/28/2008	3/nr	3/nr	H	W	88-61	Florida
3/2/2008	3/22	3/20	A	W	72-63	Georgia

SEC TOURNAMENT (1st), Nashville, Tenn.

3/7/2008	3/nr	3/nr	N101	W	92-61	Florida
3/8/2008	3/21	3/22	N101	W	63-48	Vanderbilt
3/9/2008	3/7	3/6	N101	W	61-55	Louisiana St.

NCAA FIRST AND SECOND ROUNDS, West Lafayette, Ind.

3/23/2008	3/nr	3/nr	N124	W	94-55	Oral Roberts
3/25/2008	3/nr	3/nr	A124	W	78-52	Purdue

NCAA OKLAHOMA CITY REGIONAL CHAMP. (1st), Oklahoma City, Okla.

3/30/2008	3/15	3/19	N125	W	74-64	Notre Dame
4/1/2008	3/8	3/9	N125	W	53-45	Texas A&M

NCAA FINAL FOUR (1st), Tampa, Fla.

4/6/2008	3/6	3/5	N122	W	47-46	Louisiana St.
4/8/2008	3/4	3/4	N122	W	64-48	Stanford

2008-09 (22-11, 9-5 SEC, T4th)

Final AP Ranking 18th
Final ESPN Ranking not ranked

NCAA First Round

Date	AP Rk	ESPN Rk	Site	W/L	Score	Opponent
11/6/2008			H	W-ex	135-55	Carson-Newman
11/9/2008			H	W-ex	85-50	Love & Basketball
11/15/2008	7/nr	6/nr	H	W	68-39	San Francisco
11/17/2008	5/16	6/15	H	L	82-83	Virginia
11/21/2008	5/nr	13/nr	A	W	66-63	Chattanooga
11/23/2008	5/nr	13/nr	H	W	94-59	La. Tech
11/25/2008	9/nr	12/nr	H	W	83-56	W. Carolina
11/30/2008	9/nr	12/nr	H	W	88-67	DePaul
12/2/2008	7/nr	9/nr	A	W	71-59	G. Washington
12/11/2008	7/nr	10/nr	H	W	81-52	MTSU
12/14/2008	7/6	10/5	A	L	59-73	Texas
12/18/2008	11/nr	13/nr	A	W	81-76	Old Dominion
12/21/2008	11/3	13/4	H	W	79-69 (OT)	Stanford
12/30/2008	8/nr	12/nr	A	W	77-58	Gonzaga
1/3/2009	8/15	12/14	A	W	55-51	Rutgers
1/8/2009	7/nr	11/nr	H	W	69-64	Kentucky
1/11/2009	7/24	11/24	A	L	58-74	Vanderbilt
1/15/2009	13/nr	13/nr	A	W	63-56	Mississippi St.
1/18/2009	13/nr	13/nr	H	W	68-56	S. Carolina
1/22/2009	10/nr	12/nr	A	W	76-67	Arkansas
1/25/2009	10/6	12/5	A	L	68-82	Auburn
1/29/2009	13/nr	15/nr	H	W	60-59	Mississippi
2/2/2009	12/2	15/2	A125	L	70-80	Oklahoma
2/5/2009	12/nr	17/nr	H	W	73-43	Georgia
2/8/2009	12/11	17/13	A	L	57-66	Florida
2/12/2009	15/nr	17/nr	H	W	80-61	Alabama
2/16/2009	13/7	18/10	H	L	54-62	Duke
2/19/2009	13/nr	18/nr	A	L	56-66	Kentucky
2/22/2009	13/nr	19/nr	H	W	82-68	Mississippi St.
2/26/2009	18/nr	23/nr	A	L	61-63	Louisiana St.
3/1/2009	18/19	23/21	H	W	75-66	Vanderbilt

SEC TOURNAMENT (3rd), N. Little Rock, Ark.

3/5/2009	19/nr	24/nr	N107	W	68-49	Alabama
3/6/2009	19/21	24/18	N107	W	71-67	Florida
3/7/2009	19/6	24/5	N107	L	58-78	Auburn

NCAA FIRST ROUND, Bowling Green, Ky.

3/22/2009	18/nr	23/nr	N45	L	55-71	Ball State
-----------	-------	-------	-----	---	-------	------------

YEAR-BY-YEAR RESULTS

2009-10 (32-3, 15-1 SEC, 1st)

Final AP Ranking 3rd

Final ESPN Ranking 8th

SEC Champions

SEC Tournament Champions

Date	AP Rk	ESPN Rk	Site	W/L	Score	Opponent
11/5/2009			H	W-ex	124-34	Carson-Newman
11/9/2009			H	W-ex	79-46	Delta State
11/15/2009	8/7	9/4	H	W	74-65	Baylor
11/17/2009	6/nr	5/nr	N126	W	91-53	Texas Tech
11/22/2009	6/12	5/17	A	W	77-63	Virginia
11/25/2009	6/nr	5/nr	A	W	69-52	MTSU
11/28/2009	6/nr	5/nr	H	W	61-47	UCLA
12/1/2009	6/nr	5/nr	H	W	93-53	G. Washington
12/6/2009	6/17	5/17	H	W	78-58	Texas
12/13/2009	4/nr	3/nr	N87	W	68-54	Rutgers
12/16/2009	3/nr	3/nr	H	W	86-56	Louisville
12/19/2009	3/2	3/2	A	L	52-67	Stanford
12/22/2009	4/nr	4/nr	A	W	89-34	San Francisco
12/30/2009	4/nr	4/nr	H	W	102-62	Old Dominion
1/3/2010	4/14	4/15	H	W	96-75	Oklahoma
1/7/2010	4/nr	4/nr	H	W	79-62	S. Carolina
1/10/2010	4/nr	4/nr	A	W	75-48	Mississippi St.
1/14/2010	4/nr	4/nr	A	W	66-64	Florida
1/17/2010	4/nr	4/22	H	W	64-57	Vanderbilt
1/21/2010	3/8	3/8	A	L	50-53	Georgia
1/24/2010	3/18	3/19	A	W	55-43	LSU
1/28/2010	5/nr	5/nr	H	W	85-56	Auburn
1/31/2010	5/nr	5/nr	A	W	60-55	S. Carolina
2/4/2010	5/nr	5/nr	H	W	74-57	Arkansas
2/8/2010	5/nr	5/22	A	W	69-60	Vanderbilt
2/11/2010	5/nr	5/nr	A	W	61-58	Mississippi
2/14/2010	5/nr	5/nr	H	W	83-44	Florida
2/18/2010	5/nr	5/nr	A	W	74-67	Alabama
2/22/2010	4/20	4/nr	H	W	70-61	LSU
2/25/2010	4/16	4/14	H	W	81-65	Kentucky
2/28/2010	4/nr	4/nr	H	W	75-63	Mississippi

SEC TOURNAMENT (1st), Duluth, Ga.

3/5/2010	4/nr	4/nr	N119	W	76-51	Mississippi
3/6/2010	4/nr	4/nr	N119	W	68-49	Vanderbilt
3/7/2010	4/19	4/18	N119	W	70-62	Kentucky

NCAA FIRST AND SECOND ROUNDS, Knoxville, Tenn.

3/20/2010	3/nr	3/nr	H	W	75-42	Austin Peay
3/22/2010	3/nr	3/nr	H	W	92-64	Dayton

NCAA MEMPHIS REGIONAL CHAMPIONSHIPS (3rd), Memphis, Tenn.

3/27/2010	3/14	3/18	N127	L	62-77	Baylor
-----------	------	------	------	---	-------	--------

2010-11 (34-3, 16-0 SEC, 1st)

Final AP Ranking 4th

Final ESPN Ranking 6th

SEC Champions

SEC Tournament Champions

2nd NCAA Dayton Regional

Date	AP Rk	ESPN Rk	Site	W/L	Score	Opponent
11/2/2010			H	W-ex	110-66	Carson-Newman
11/7/2010			H	W-ex	86-53	Union (Tenn.)
11/12/2010	4/nr	4/nr	A	W	63-50	Louisville
11/15/2010	4/nr	4/nr	H	W	103-43	Chattanooga
11/18/2010	4/nr	4/nr	H	W	85-73	Virginia
11/21/2010	4/nr	4/nr	H	W	80-64	Arizona State
11/25/2010	4/nr	4/nr	N117	W	82-44	Missouri
11/26/2010	4/nr	4/nr	N117	W	66-42	Georgia Tech
11/27/2010	4/12	4/13	N117	L	58-69	Georgetown
12/1/2010	9/nr	8/nr	H	W	99-55	Lamar
12/5/2010	9/nr	8/nr	A	W	74-44	Old Dominion
12/12/2010	8/21	7/24	A	W	92-77	Texas
12/14/2010	6/2	6/3	A	L	54-65	Baylor
12/19/2010	6/3	6/2	H	Wot	82-72	Stanford
12/22/2010	5/nr	6/nr	H	W	102-53	ETSU
12/30/2010	5/nr	6/nr	H	W	87-51	Rutgers
1/2/2011	5/nr	6/nr	A	W	73-65	LSU
1/6/2011	5/nr	6/nr	H	W	110-45	Alabama
1/9/2011	5/nr	6/nr	H	W	86-46	Mississippi

1/13/2011	5/nr	6/nr	A	W	83-40	Florida
1/15/2011	5/nr	6/nr	H	W	68-56	Vanderbilt
1/20/2011	5/nr	6/nr	A	W	71-56	S. Carolina
1/23/2011	5/nr	6/nr	A	W	73-53	Auburn
1/27/2011	5/nr	6/nr	H	W	81-55	Mississippi St.
1/30/2011	5/nr	6/nr	A	W	72-53	Arkansas
2/7/2011	4/15	4/18	A	W	73-67	Kentucky
2/10/2011	4/nr	4/nr	H	W	61-39	Florida
2/13/2011	4/nr	4/nr	A	W	66-57	Vanderbilt
2/17/2011	4/nr	4/nr	H	W	82-60	S. Carolina
2/21/2011	4/22	4/rv	H	W	77-44	Georgia
2/24/2011	4/nr	4/nr	A	W	66-39	Mississippi
2/27/2011	4/nr	4/nr	H	W	80-60	LSU

SEC TOURNAMENT (1st), Nashville, Tenn.

3/4/2011	4/nr	4/nr	N128	W	92-75	Florida
3/5/2011	4/nr	4/nr	N128	W	82-58	Georgia
3/6/2011	4/16	4/16	N128	W	90-65	Kentucky

NCAA FIRST AND SECOND ROUNDS, Knoxville, Tenn.

3/19/2011	4/nr	4/nr	H	W	99-34	Stetson
3/21/2011	4/23	4/25	H	W	79-70	Marquette

NCAA DAYTON REGIONAL CHAMPIONSHIPS (2nd), Dayton, Ohio

3/26/2011	4/18	4/24	N121	W	85-73	Ohio State
3/28/2011	4/9	4/7	N121	L	59-73	Notre Dame

2011-12 (27-9, 12-4 SEC, 2nd)

Final AP Ranking 9th

Final ESPN/USA Today Ranking 7th

SEC Tournament Champions

2nd Des Moines Regional

Date	AP Rk	ESPN Rk	Site	W/L	Score	Opponent
11/1/2011			H	W-ex	105-40	Carson-Newman
11/8/2011			H	W-ex	93-45	Union
11/13/2011	3/nr	3/nr	H	W	89-57	Pepperdine
11/15/2011	3/7	3/7	H	W	92-76	Miami (Fla.)
11/20/2011	3/nr	3/nr	A	L	64-69 (OT)	Virginia
11/27/2011	6/1	7/1	H	L	67-76	Baylor
11/29/2011	8/nr	8/nr	H	W	82-43	MTSU
12/4/2011	8/21	8/22	H	W	73-57	Texas
12/11/2011	7/20	8/21	N87	W	84-61	DePaul
12/13/2011	6/11	6/11	A	W	67-61	Rutgers
12/17/2011	6/nr	6/nr	A	W	85-64	UCLA
12/20/2011	6/4	6/4	A	L	80-97	Stanford
12/28/2011	7/nr	8/nr	H	W	90-37	Old Dominion
1/1/2012	7/nr	8/nr	A	W	73-52	Auburn
1/3/2012	6/nr	7/nr	H	W	90-47	Chattanooga
1/5/2012	6/16	7/15	H	W	80-51	Georgia
1/8/2012	6/nr	7/nr	A	W	69-38	Arkansas
1/12/2012	6/9	7/8	A	L	60-61	Kentucky
1/15/2012	6/25	7/24	H	W	87-64	Vanderbilt
1/19/2012	9/nr	9/nr	H	W	65-56	LSU
1/23/2012	7/2	9/2	A	L	44-72	Notre Dame
1/26/2012	7/nr	9/nr	A	W	86-56	Alabama
1/29/2012	7/17	9/15	A	W	67-50	Georgia
2/2/2012	8/nr	8/nr	H	L	60-64	S. Carolina
2/5/2012	8/nr	8/nr	H	W	82-61	Auburn
2/9/2012	11/nr	11/25	A	L	79-93	Vanderbilt
2/13/2012	13/7	10/7	H	W	91-54	Kentucky
2/16/2012	13/nr	10/nr	A	W	57-41	Mississippi St.
2/19/2012	13/nr	10/nr	A	W	66-56	Mississippi
2/23/2012	10/nr	9/nr	H	L	71-72 (OT)	Arkansas
2/26/2012	10/nr	9/nr	H	W	75-59	Florida

SEC TOURNAMENT (1st), Nashville, Tenn.

3/2/2012	13/nr	10/nr	N101	W	68-57	Vanderbilt
3/3/2012	13/25	10/nr	N101	W	74-58	S. Carolina
3/4/2012	13/nr	10/nr	N101	W	70-58	LSU

NCAA FIRST AND SECOND ROUNDS, Chicago, Ill.

3/17/2012	9/nr	7/nr	N128	W	72-49	UT-Martin
3/19/2012	9/nr	7/23	A	W	63-48	DePaul

NCAA DES MOINES REGIONAL CHAMP. (2nd), Des Moines, Iowa

3/24/2012	9/nr	7/nr	N129	W	84-73	Kansas
3/26/2012	9/1	7/1	N129	L	58-77	Baylor

GENERAL

STAFF

PLAYERS

REVIEW

HISTORY

FACILITIES

NCAA

SEC

RECORDS

MEDIA INFO



YEAR-BY-YEAR RESULTS

HOLLY WARLICK (7 YEARS, 172-67)

2012-13 (27-8, 14-2 SEC, 1st)

Final AP Ranking 10th

Final USA Today Coaches Ranking 9th

SEC Champions

2nd NCAA Oklahoma City Regional

Date	AP Rk	ESPN Rk	Site	W/L	Score	Opponent
11/1/2012			H	W-ex	104-44	Carson-Newman
11/4/2012			H	W-ex	118-44	Coker
11/9/2012	20/nr	16/nr	A	L	71-80	Chattanooga
11/11/2012	20/22	16/20	A	W	71-54	Georgia Tech
11/15/2012	24/nr	24/nr	H	W	101-48	Rice
11/18/2012	24/23	20/23	A	W	79-67	Miami (Fla.)
11/25/2012	20/nr	15/nr	H	W	90-37	Alcorn State
11/28/2012	16/nr	14/nr	H	W	88-81 (OT)	MTSU
12/2/2012	16/22	14/nr	H	W	102-57	N. Carolina
12/16/2012	13/18	12/20	A	W	94-75	Texas
12/18/2012	10/3	11/3	A	L	53-76	Baylor
12/22/2012	10/1	11/1	H	L	60-73	Stanford
12/28/2012	13/nr	15/nr	H	W	75-40	Davidson
12/30/2012	13/nr	15/nr	H	W	66-47	Rutgers
1/3/2013	12/18	13/15	A	W	73-53	S. Carolina
1/6/2013	12/10	13/11	H	W	79-66	Georgia
1/10/2013	9/nr	9/nr	H	W	84-39	Missouri
1/13/2013	9/nr	9/nr	A	W	78-75 (OT)	Florida
1/17/2013	9/nr	9/nr	A	W	75-66	Auburn
1/20/2013	9/nr	9/nr	H	W	96-69	Alabama
1/24/2013	9/nr	9/nr	A	W	83-75	Vanderbilt
1/28/2013	9/2	10/3	H	L	67-77	Notre Dame
1/31/2013	9/nr	10/nr	H	W	88-45	Mississippi St.
2/3/2013	9/nr	10/nr	A	L	63-80	Missouri
2/7/2013	12/nr	13/nr	A	W	64-62	LSU
2/10/2013	12/nr	13/nr	H	W	97-68	Mississippi
2/17/2013	12/nr	10/nr	H	W	83-64	Vanderbilt
2/21/2013	11/nr	10/nr	H	W	83-61	Auburn
2/24/2013	11/nr	10/nr	A	W	60-54	Arkansas
2/28/2013	8/13	8/15	H	W	82-72	Texas A&M
3/3/2013	8/10	8/10	A	L	65-78	Kentucky

SEC TOURNAMENT (3rd), Duluth, Ga.

3/8/2013	9/nr	9/nr	N119	W	82-73	Florida
3/9/2013	9/19	9/19	N119	L	62-66	Texas A&M

NCAA FIRST AND SECOND ROUNDS, Knoxville, Tenn.

3/23/2013	10/nr	9/nr	H	W	83-62	Oral Roberts
3/25/2013	10/nr	9/nr	H	W	68-52	Creighton

NCAA OKLAHOMA CITY REGIONAL CHAMP. (2nd), Oklahoma City, Okla.

3/31/2013	10/nr	9/nr	N125	W	74-59	Oklahoma
4/2/2013	10/16	9/17	N125	L	78-86	Louisville

2013-14 (29-6, 13-3 SEC, 2nd)

Final AP Ranking 3rd

Final USA Today Coaches Ranking 8th

SEC Tournament Champions

3rd NCAA Louisville Regional

Date	AP Rk	ESPN Rk	Site	W/L	Score	Opponent
11/4/2013			H	W-ex	115-31	Carson-Newman
11/8/2013	4/nr	4/nr	A	W	67-57	MTSU
11/11/2013	4/12	3/11	A	W	81-65	N. Carolina
11/14/2013	4/nr	3/nr	H	W	80-56	Chattanooga
11/17/2013	4/nr	3/nr	H	W	87-76	Georgia Tech
11/24/2013	3/nr	4/nr	H	W	84-50	Oakland
11/28/2013	3/nr	4/nr	N130	W	76-67	Virginia
11/29/2013	3/nr	4/nr	N130	W	87-47	SMU
12/8/2013	3/nr	3/nr	H	W	75-61	Texas
12/14/2013	3/nr	3/nr	H	W	103-64	Troy
12/17/2013	3/nr	3/nr	H	W	94-43	Tennessee St.
12/21/2013	3/6	3/5	A	L	70-76	Stanford
12/29/2013	5/nr	5/nr	H	W	110-42	Lipscomb
1/2/2014	5/16	5/16	H	L	77-80	LSU
1/5/2014	5/19	5/18	A	W	85-70	Georgia
1/9/2014	8/nr	8/nr	H	W	94-70	Mississippi
1/12/2014	8/nr	8/nr	A	L	63-74	Vanderbilt
1/16/2014	12/nr	10/nr	A	W	67-63	Mississippi St.
1/20/2014	11/2	12/2	H	L	70-86	Notre Dame

1/23/2014	11/nr	12/nr	H	W	89-69	Florida
1/26/2014	11/17	12/15	A	W	76-55	Texas A&M
1/30/2014	10/nr	10/nr	H	W	70-60	Arkansas
2/2/2014	10/nr	10/nr	A	W	64-54	Alabama
2/6/2014	8/nr	8/nr	A	W	77-65	Mississippi
2/10/2014	8/18	8/19	H	W	81-53	Vanderbilt
2/16/2014	8/18	8/18	H	L	71-75	Kentucky
2/20/2014	10/nr	10/nr	H	W	93-63	Auburn
2/23/2014	10/nr	10/nr	A	W	56-50	Missouri
2/27/2014	10/nr	9/23	A	W	72-67	LSU
3/2/2014	10/4	9/5	H	W	73-61	S. Carolina

SEC TOURNAMENT (1st), Duluth, Ga.

3/7/2014	6/nr	6/nr	N119	W	77-65	LSU
3/8/2014	6/15	6/14	N119	W	86-77	Texas A&M
3/9/2014	6/12	6/13	N119	W	71-70	Kentucky

NCAA FIRST AND SECOND ROUNDS, Knoxville, Tenn.

3/22/2014	3/nr	3/nr	H	W	70-46	N'western St.
3/24/2014	3/nr	3/nr	H	W	67-51	St. John's

NCAA LOUISVILLE REGIONAL CHAMP. (3rd), Louisville, Ky.

3/30/2014	3/11	3/9	N131	L	62-73	Maryland
-----------	------	-----	------	---	-------	----------

2014-15 (30-6, 15-1 SEC, 1st)

Final AP Ranking 6th

Final USA Today Coaches Ranking 6th

SEC Champions

2nd NCAA Spokane Regional

Date	AP Rk	ESPN Rk	Site	W/L	Score	Opponent
11/9/2014			H	W-ex	90-57	Carson-Newman
11/14/2014	4/nr	4/nr	H	W	97-52	Penn
11/17/2014	4/nr	5/nr	H	W	91-39	Oral Roberts
11/21/2014	4/nr	5/nr	H	W	81-48	Winthrop
11/24/2014	4/nr	5/nr	H	W	97-46	Tennessee St.
11/26/2014	4/nr	5/nr	A	L	63-67	Chattanooga
11/30/2014	4/6	5/9	A	L	59-72	Texas
12/3/2014	14/nr	14/nr	H	W	111-44	Saint Francis
12/7/2014	14/nr	14/nr	A	W	85-51	Lipscomb
12/14/2014	11/17	13/19	A	W	55-45	Rutgers
12/16/2014	11/nr	12/nr	H	W	54-51	Wichita St.
12/20/2014	11/7	12/7	H	W	59-40	Stanford
12/28/2014	8/10	11/12	H	W	74-63	Oregon St.
1/2/2015	8/nr	9/nr	H	W	63-53	Missouri
1/5/2015	7/nr	9/nr	A	W	57-49	Vanderbilt
1/8/2015	7/9	9/8	H	W	81-58	Texas A&M
1/11/2015	7/nr	9/nr	A	W	60-51	Arkansas
1/15/2015	6/nr	6/nr	A	W	54-42	Auburn
1/19/2015	5/6	7/7	A	L	77-88	Notre Dame
1/22/2015	5/nr	7/nr	H	W	75-58	LSU
1/25/2015	5/22	7/19	H	W	59-51	Georgia
1/29/2015	6/10	6/10	A	W	73-72	Kentucky
2/1/2015	6/18	6/18	H	W	79-67	Mississippi St.
2/8/2015	6/nr	6/nr	A	W	64-56	Florida
2/12/2015	6/nr	6/nr	A	W	69-49	Mississippi
2/15/2015	6/10	6/10	H	W	72-58	Kentucky
2/19/2015	6/nr	6/nr	H	W	77-56	Alabama
2/23/2015	6/2	6/2	A	L	66-71	South Carolina
2/26/2015	6/nr	6/nr	A	W	70-59	Georgia
3/1/2015	6/nr	6/nr	H	W	79-49	Vanderbilt

SEC TOURNAMENT (2nd), North Little Rock, Ark.

3/6/2015	5/nr	5/nr	N107	W	75-41	Georgia
3/7/2015	5/12	5/11	N107	W	75-64	Kentucky
3/8/2015	5/3	5/4	N107	L	46-62	South Carolina

NCAA FIRST AND SECOND ROUNDS, Knoxville, Tenn.

3/21/2015	6/nr	5/nr	H	W	72-61	Boise State
3/23/2015	6/nr	5/nr	H	W	77-67	Pittsburgh

NCAA SPOKANE REGIONAL CHAMP. (3rd), Spokane, Wash.

3/28/2015	6/nr	5/nr	N132	W	73-69 (OT)	Gonzaga
3/30/2015	6/4	6/3	N132	L	48-58	Maryland

YEAR-BY-YEAR RESULTS

2015-16 (22-14, 8-8 SEC, T7th)

Final AP Ranking RV
Final USA Today Coaches Ranking 19th
2nd NCAA Sioux Falls Regional

Date	AP Rk	ESPN Rk	RkSite	W/L	Score	Opponent
(Italy Tour)	Site	W/L	Score	Opponent	Opponent	Opponent
8/7/2015	N133	W-ex	66-49			Cameroon National Tm.
8/9/2015	N134	W-ex	71-61			Lithuanian Univ. Teams Select
8/11/2015	A135	W-ex	81-27			Selezione Dream Tm. Italy
11/9/2015	4/nr	4/nr	H	W-ex	101-59	Carson-Newman
11/15/2015	4/nr	4/nr	H	W	102-47	Central Ark.
11/18/2015	4/nr	5/nr	H	W	74-66	Penn State
11/20/2015	4/25	5/rv	H	W	57-55	Syracuse
11/23/2015	4/nr	5/rv	H	W	59-57	Chattanooga
11/27/2015	4/nr	5/rv	H	W	63-55	UAlbany
11/29/2015	4/8	5/8	H	L	53-64	Texas
12/2/2015	8/nr	8/nr	H	W	85-49	ETSU
12/6/2015	8/nr	8/nr	H	L	43-57	Virginia Tech
12/11/2015	16/nr	16/nr	A	W	58-51	Wichita St.
12/16/2015	14/15	16/14	A	L	55-69	Stanford
12/19/2015	14/7	16/7	A	W	53-50	Oregon State
12/30/2015	13/nr	16/nr	H	W	90-56	Stetson
1/4/2016	12/20	11/rv	A	W	71-55	Missouri
1/7/2016	12/rv	11/rv	H	L	66-74	Florida
1/10/2016	12/nr	11/nr	H	W	79-52	Auburn
1/14/2016	13/nr	15/nr	A	L	59-64	Arkansas
1/18/2016	18/3	22/3	A	L	66-79	Notre Dame
1/21/2016	18/nr	22/nr	H	W	58-49	Vanderbilt
1/25/2016	19/12	23/9	A	L	63-64	Kentucky
1/28/2016	19/13	23/13	A	L	63-65 (OT)	Mississippi St.
1/31/2016	19/nr	23/nr	H	W	70-42	Alabama
2/4/2016	23/nr	25/nr	H	W	75-57	Arkansas
2/7/2016	23/12	25/11	A	L	71-76 (OT)	Texas A&M
2/11/2016	25/nr	rv/nr	A	W	69-51	Vanderbilt
2/15/2016	24/3	rv/2	H	L	56-62	South Carolina
2/18/2016	24/nr	rv/nr	H	W	57-51	Ole Miss
2/21/2016	24/nr	rv/nr	A	L	56-57	LSU
2/25/2016	nr/nr	nr/nr	A	L	46-54	Alabama
2/28/2016	nr/nr	nr/nr	H	W	80-60	Georgia

SEC TOURNAMENT (3rd), Jacksonville, Fla.

3/3/2016	nr/nr	nr/nr	N136	W	68-51	Arkansas
3/4/2016	nr/16	nr/16	N136	W	70-60	Texas A&M
3/5/2016	nr/15	nr/15	N136	L	48-58	Mississippi St.

NCAA FIRST AND SECOND ROUNDS, Tempe, Ariz.

3/18/2016	rv/nr	nr/rv	N137	W	59-53	Green Bay
3/20/2016	rv/11	nr/11	A137	W	75-64	Arizona St.

NCAA SIoux FALLS REGIONAL CHAMP. (2nd), Sioux Falls, S.D.

3/25/2016	rv/9	nr/9	N138	W	78-62	Ohio St.
3/27/2016	rv/14	nr/15	N138	L	67-89	Syracuse

2016-17 (20-12, 10-6 SEC, 5th)

Final AP Ranking RV
Final USA Today Coaches Ranking RV
NCAA Second Round

Date	AP Rk	ESPN Rk	RkSite	W/L	Score	Opponent
11/7/2016	13/nr	14/nr	H	W-ex	95-56	Carson-Newman
11/11/2016	13/nr	14/nr	A	W	81-69	James Madison
11/13/2016	13/nr	13/nr	H	W	85-55	Navy
11/15/2016	13/nr	13/nr	A	W	83-58	ETSU
11/20/2016	13/nr	13/nr	A	L	56-70	Penn State
11/27/2016	17/nr	16/nr	A	L	63-67	Virginia Tech
11/30/2016	22/nr	25/nr	H	W	86-36	Tennessee St.
12/4/2016	22/4	25/4	H	L	66-88	Baylor
12/11/2016	rv/17	rv/17	A	L	67-72	Texas
12/14/2016	nr/nr	rv/nr	H	W	92-66	Appalachian St.
12/18/2016	nr/10	rv/10	H	W	59-51	Stanford
12/21/2016	rv/nr	rv/nr	H	W	110-84	Troy
12/29/2016	rv/nr	rv/nr	H	W	90-54	UNCW
1/1/2017	rv/17	rv/23	H	W	72-65	Kentucky
1/5/2017	rv/nr	rv/nr	A	W	70-57	Vanderbilt
1/8/2017	rv/4	rv/4	H	L	64-74	Mississippi St.
1/12/2017	rv/nr	rv/nr	A	L	62-67	Ole Miss
1/16/2017	nr/6	rv/6	H	W	71-69	Notre Dame
1/19/2017	rv/nr	rv/nr	A	L	61-79	Auburn
1/22/2017	rv/nr	rv/nr	H	W	91-63	Vanderbilt
1/26/2017	rv/nr	rv/nr	A	W	84-75	Florida
1/30/2017	rv/4	rv/4	A	W	76-74	South Carolina
2/2/2017	rv/nr	25/nr	H	W	77-58	LSU

2/5/2017	rv/nr	25/nr	A	L	78-81 (2OT)	Georgia
2/9/2017	24/rv	25/nr	H	W	77-66	Missouri
2/12/2017	24/rv	25/rv	H	L	59-61	Texas A&M
2/16/2017	rv/nr	rv/nr	A	L	57-65	Alabama
2/19/2017	rv/nr	rv/nr	H	W	59-46	Arkansas
2/23/2017	rv/nr	rv/nr	H	W	74-70	Florida
2/26/2017	rv/3	rv/2	A	W	82-64	Mississippi St.

SEC TOURNAMENT, Greenville, S.C.

3/2/2017	rv/nr	rv/nr	N114	L	64-72	Alabama
----------	-------	-------	------	---	-------	---------

NCAA FIRST AND SECOND ROUNDS, Louisville, Ky.

3/18/2017	rv/nr	rv/nr	N131	W	66-57	Dayton
3/20/2017	rv/13	nr/12	A131	L	64-75	Louisville

2017-18 (25-8, 11-5 SEC, t4th)

Final AP Ranking 12th
Final USA Today Coaches Ranking 17th
NCAA Second Round

Date	AP Rk	ESPN Rk	RkSite	W/L	Score	Opponent
11/7/2017	14/nr	18/nr	H	W-ex	121-76	Carson-Newman
11/12/2017	14/nr	18/nr	H	W	87-49	ETSU
11/15/2017	13/nr	18/nr	H	W	89-60	James Madison
11/20/2017	12/nr	18/nr	H	W	68-56	Wichita St.
11/23/2017	12/20	18/20	N139	W	101-99 (OT)	Marquette
11/24/2017	12/nr	18/nr	N139	W	79-69	Oklahoma St.
11/25/2017	12/nr	18/nr	N139	W	69-49	South Dakota
11/30/2017	12/nr	13/nr	H	W	77-34	Central Ark.
12/3/2017	12/nr	13/nr	H	W	104-51	Alabama St.
12/6/2017	11/nr	13/nr	H	W	131-69	Troy
12/10/2017	11/2	13/4	H	W	82-75	Texas
12/17/2017	7/nr	7/nr	A	W	90-61	Long Beach St.
12/21/2017	7/18	7/24	A	W	83-71	Stanford
12/31/2017	7/nr	7/nr	A	W	63-49	Kentucky
1/4/2018	7/nr	7/nr	H	W	70-59	Auburn
1/7/2018	7/nr	7/nr	H	W	86-73	Vanderbilt
1/11/2018	6/17	6/16	A	L	76-79 (OT)	Texas A&M
1/14/2018	6/9	6/8	A	W	86-70	S. Carolina
1/18/2018	6/5	7/5	A	L	70-84	Notre Dame
1/21/2018	6/3	7/3	H	L	52-71	Mississippi St.
1/25/2018	10/nr	10/nr	H	W	75-66	Ole Miss
1/28/2018	10/nr	10/nr	A	L	59-70	LSU
2/1/2018	12/14	13/12	H	W	82-67	Texas A&M
2/4/2018	12/nr	13/nr	A	W	74-64	Vanderbilt
2/8/2018	11/nr	11/nr	A	W	90-85	Arkansas
2/11/2018	11/18	11/18	H	W	62-46	Georgia
2/15/2018	11/nr	11/nr	H	L	63-72	Alabama
2/18/2018	11/13	11/13	A	L	73-77	Missouri
2/22/2018	15/nr	14/nr	A	W	70-42	Florida
2/25/2018	15/7	14/6	H	W	65-46	S. Carolina

SEC TOURNAMENT, Nashville, Tenn.

3/1/2018	12/nr	12/nr	N101	W	64-61	Auburn
3/2/2018	12/8	12/8	N101	L	62-73	S. Carolina

NCAA FIRST AND SECOND ROUNDS, Knoxville, Tenn.

3/16/2018	12/nr	13/nr	H	W	100-60	Liberty
3/18/2018	12/13	13/12	H	L	59-66	Oregon St.

2018-19 (19-13, 7-9 SEC, t8th)

Final AP Ranking NR
Final USA Today Coaches Ranking NR
NCAA First Round

Date	AP Rk	ESPN Rk	RkSite	W/L	Score	Opponent
11/5/2018	11/nr	12/nr	H	W-ex	128-59	Carson-Newman
11/11/2018	11/nr	12/nr	H	W	97-49	Presbyterian
11/14/2018	12/nr	12/nr	H	W	73-46	UNC Asheville
11/18/2018	12/nr	12/nr	H	W	96-31	Florida A&M
11/22/2018	11/nr	11/nr	N140	W	78-66	Clemson
11/24/2018	11/nr	11/nr	N140	W	73-69 (OT)	UAB
12/2/2018	11/nr	11/rv	A	W	76-63	Oklahoma St.
12/5/2018	9/nr	9/nr	H	W	65-55	Stetson
12/9/2018	9/12	9/12	A	W	88-82	Texas
12/18/2018	9/8	8/9	H	L	85-95	Stanford
12/21/2018	9/nr	8/nr	H	W	80-61	ETSU
12/28/2018	10/nr	10/nr	H	W	98-77	Murray St.
12/30/2018	10/nr	10/nr	H	W	84-76	Belmont
1/3/2019	10/nr	10/nr	A	W	78-69	Auburn
1/6/2019	10/nr	10/nr	H	L	64-66	Missouri
1/10/2019	13/16	13/16	H	L	71-73	Kentucky
1/13/2019	13/nr	13/nr	A	L	62-66	Georgia
1/17/2019	20/nr	17/nr	A	L	65-86	Alabama

GENERAL

STAFF

PLAYERS

REVIEW

HISTORY

FACILITIES

NCAA

SEC

RECORDS

MEDIA INFO



YEAR-BY-YEAR RESULTS

1/21/2019	rv/nr	17/nr	H	L	79-80	Arkansas
1/24/2019	rv/1	rv/1	H	L	62-77	Notre Dame
1/27/2019	rv/nr	rv/nr	H	W	74-65	LSU
1/31/2019	nr/nr	nr/nr	H	W	67-50	Florida
2/3/2019	nr/nr	nr/nr	A	W	82-65	Vanderbilt
2/10/2019	nr/6	nr/6	A	L	63-91	Mississippi St.
2/14/2019	nr/nr	nr/nr	H	W	73-62	Auburn
2/17/2019	nr/rv	nr/rv	A	W	62-60	Missouri
2/21/2019	nr/21	nr/22	A	L	62-79	Texas A&M
2/24/2019	nr/13	nr/13	H	L	67-82	South Carolina
2/28/2019	nr/nr	nr/nr	H	L	69-76	Vanderbilt
3/3/2019	nr/nr	nr/nr	A	W	81-56	Ole Miss
SEC TOURNAMENT, Greenville, S.C.						
3/7/2019	nr/nr	nr/nr	N114	W	69-66	LSU
3/8/2019	nr/5	nr/5	N114	L	68-83	Mississippi St.
NCAA FIRST AND SECOND ROUNDS, College Park, Md.						
3/23/2019	nr/20	nr/24	N141	L	77-89	UCLA

KELLIE HARPER (3 YEARS, 63-27)

2019-20 (21-10, 10-6 SEC, 13rd)

Final AP Ranking NR
Final USA Today Coaches Ranking NR
No NCAA Tournament was held due to COVID-19 global health crisis

Date	AP Rk	ESPN Rk	Site	W/L	Score	Opponent
(Europe Tour)	Site	W/L	Score			Opponent
8/8/2019	A142	W-ex	97-45			Dozy BV Den Helder
8/10/2019	A143	W-ex	106-64			KBBC Upkot Sparta Laarne
8/13/2019	A144	W-ex	93-43			AK Select

Date	AP Rk	ESPN Rk	Site	W/L	Score	Opponent
10/29/2019	nr/nr	nr/nr	H	W-ex	70-44	Carson-Newman
11/5/2019	rv/nr	rv/nr	A	W	72-68	ETSU
11/7/2019	rv/nr	rv/nr	H	W	63-36	Central Ark.
11/11/2019	rv/15	rv/14	A	W	74-63	Notre Dame
11/14/2019	rv/nr	rv/nr	H	W	73-43	Tennessee St.
11/19/2019	23/nr	rv/nr	H	W	73-46	Stetson
11/26/2019	20/nr	25/nr	H	W	92-52	Ark.-Pine Bluff
12/1/2019	20/nr	25/nr	H	W	81-54	Air Force
12/8/2019	17/nr	19/nr	H	L	60-66	Texas
12/11/2019	23/nr	24/nr	H	W	79-41	Colorado St.
12/18/2019	23/1	24/1	A	L	51-78	Stanford
12/21/2019	23/nr	24/nr	A	W	88-61	Portland St.
12/29/2019	22/nr	24/nr	H	W	88-38	Howard
1/2/2020	22/nr	23/nr	H	W	77-66	Missouri
1/5/2020	22/13	23/13	A	L	76-80	Kentucky
1/9/2020	23/nr	24/nr	A	W	84-28	Ole Miss
1/12/2020	23/nr	24/nr	H	W	73-56	Georgia
1/16/2020	24/nr	25/nr	A	W	78-50	Florida
1/20/2020	23/nr	23/nr	H	W	65-63	Alabama
1/23/2020	23/3	23/5	A	L	45-60	UConn
1/26/2020	23/nr	23/nr	H	W	63-58	LSU
1/30/2020	22/nr	22/nr	A	W	78-69	Vanderbilt
2/2/2020	22/1	22/2	A	L	48-69	South Carolina
2/6/2020	23/8	25/8	H	L	55-72	Mississippi St.
2/13/2020	25/rv	rv/rv	A	L	65-75	LSU
2/16/2020	25/16	rv/18	H	L	71-73	Texas A&M
2/20/2020	rv/22	rv/25	A	L	75-83	Arkansas
2/23/2020	rv/nr	rv/nr	H	W	67-63	Vanderbilt
2/27/2020	nr/nr	nr/nr	H	W	77-66	Ole Miss
3/1/2020	nr/nr	nr/nr	A	W	56-55	Auburn

SEC TOURNAMENT, Greenville, S.C.

3/5/2020	rv/nr	nr/nr	N114	W	64-51	Missouri
3/6/2020	rv/16	nr/18	N114	L	65-86	Kentucky

2020-21 (17-8, 9-4 SEC, 3rd)

Final AP Ranking 13th
Final USA Today Coaches Ranking 16th
NCAA Second Round
Limited games played due to COVID-19 global health crisis

Date	AP Rk	ESPN Rk	Site	W/L	Score	Opponent
11/28/2020	rv/nr	rv/nr	H	W	87-47	W. Kentucky
12/1/2020	rv/nr	rv/nr	H	W	67-50	ETSU
12/6/2020	rv/nr	rv/nr	A	L	73-79 (OT)	West Virginia
12/10/2020	nr/nr	nr/nr	H	W	90-53	Furman
12/17/2020	nr/15	nr/15	A	W	66-58	Indiana
12/20/2020	nr/nr	nr/nr	H	W	66-40	UNCG
12/28/2020	rv/nr	rv/nr	H	W	77-52	Lipscomb
1/7/2021	rv/13	rv/13	H	W	88-73	Arkansas

1/10/2021	rv/nr	rv/nr	A	W	64-63	LSU
1/14/2021	23/rv	24/rv	H	L	66-67	Georgia
1/17/2021	23/rv	24/nr	A	W	82-56	Alabama
1/21/2021	25/3	rv/5	H	L	61-67	UConn
1/24/2021	25/12	rv/12	H	W	70-53	Kentucky
1/28/2021	20/nr	22/nr	H	W	68-67	Ole Miss
1/31/2021	20/nr	22/nr	H	W	79-65	Florida
2/1/2021	16/20	19/18	A	L	56-71	Kentucky
2/4/2021	16/6	19/5	A	L	70-80	Texas A&M
2/18/2021	2/2	2/3	H	W	75-67	South Carolina
2/21/2021	2/22	2/23	A	L	55-57	Georgia
2/25/2021	20/nr	21/nr	A	W	78-73	Missouri
2/28/2021	20/nr	21/nr	H	W	88-54	Auburn

SEC TOURNAMENT, Greenville, S.C.

3/5/2021	14/nr	16/nr	N114	W	77-72	Ole Miss
3/6/2021	14/7	16/7	N114	L	52-67	South Carolina

NCAA FIRST ROUND, Austin, Texas

3/21/2021	13/nr	15/nr	N52	W	87-62	MTSU
-----------	-------	-------	-----	---	-------	------

NCAA SECOND ROUND, San Antonio, Texas

3/23/2021	13/16	15/14	N103	L	55-70	Michigan
-----------	-------	-------	------	---	-------	----------

2021-22 (25-9, 11-5 SEC, 3rd)

Final AP Ranking 18th
Final USA Today Coaches Ranking 15th
NCAA Sweet 16

Date	AP Rk	ESPN Rk	Site	W/L	Score	Opponent
11/3/2021	15/nr	12/nr	H	W-ex	108-44	Ga. College
11/10/2021	15/nr	12/nr	H	W	59-49	Southern Illinois
11/12/2021	15/nr	12/nr	A	W	49-41	UCF
11/15/2021	16/23	12/22	H	W	52-49	South Florida
11/21/2021	16/12	12/21	H	W	74-70 (OT)	Texas
11/26/2021	11/nr	10/nr	N145	W	68-58	Kansas
11/27/2021	11/nr	10/nr	N145	W	80-55	Oklahoma State
12/1/2021	11/nr	10/nr	H	W	76-48	Tennessee Tech
12/5/2021	11/rv	10/rv	A	W	64-58	Virginia Tech
12/12/2021	9/nr	9/nr	H	W	84-60	Georgia State
12/18/2021	7/3	9/3	H	L	63-74	Stanford
12/20/2021	7/nr	10/nr	H	W	112-58	ETSU
12/27/2021	7/nr	9/nr	H	W	91-41	Chattanooga
12/30/2021	7/nr	9/nr	H	W	62-44	Alabama
1/2/2022	7/nr	9/nr	A	W	70-63	Arkansas
1/6/2022	7/25	8/23	H	W	73-45	Texas A&M
1/9/2022	7/rv	8/rv	A	W	70-58	Ole Miss
1/13/2022	5/nr	6/nr	A	W	65-51	Vanderbilt
1/16/2022	5/19	6/20	H	W	84-58	Kentucky
1/23/2022	5/13	6/13	A	W	63-55	Georgia
1/27/2022	4/nr	5/nr	A	L	61-71	Auburn
1/31/2022	7/nr	7/nr	H	W	86-83 (OT)	Arkansas
2/3/2022	7/rv	7/rv	A	L	59-84	Florida
2/6/2022	7/10	7/9	A	L	56-75	UConn
2/10/2022	13/nr	10/nr	H	W	76-62	Missouri
2/13/2022	13/nr	10/nr	H	W	66-52	Vanderbilt
2/17/2022	18/nr	15/nr	A	L	64-74	Alabama
2/20/2022	12/1	8/1	A	L	53-67	South Carolina
2/24/2022	16/nr	14/nr	H	W	86-64	Mississippi State
2/27/2022	16/8	14/8	H	L	54-57	LSU

SEC TOURNAMENT, Nashville, Tenn.

3/4/2022	18/nr	15/nr	N101	W	74-59	Alabama
3/5/2022	18/nr	15/nr	N101	L	74-83	Kentucky

NCAA FIRST AND SECOND ROUNDS, Knoxville, Tenn.

3/19/2022	18/nr	17/nr	H	W	80-67	Buffalo
3/21/2022	18/nr	17/nr	H	W	70-67	Belmont

NCAA WICHITA REGIONAL CHAMP. (3rd), Wichita, Kan.

3/26/2022	18/4	17/4	N146	L	64-76	Louisville
-----------	------	------	------	---	-------	------------



2022-23
MEDIA INFO

The University of Tennessee Media Relations staff looks forward to serving members of the media during the 2022-23 Lady Vol basketball season. If you plan to cover the team this year, please take a few moments to review the items of media interest appearing on the pages that follow.

If you have any special media requests of our office, please do not hesitate to contact Eric Trainer at any time.

The 2022-23 Lady Vol Basketball Media Guide has been prepared with the media in mind. Any additional information, interviews or photos can be requested from the University of Tennessee Media Relations Office.

The staff of the Tennessee Media Relations Office hopes to make your working experience enjoyable.

GETTING HERE /// DIRECTIONS

From the Airport

- Travel North on Highway 129 (Alcoa Highway)
- Take the Neyland Drive exit
- Turn left on Neyland Drive at the light
- Travel east on Neyland Drive
- Turn left on Lake Loudoun Blvd.
- Thompson-Boling Arena will be on your right
- Get into the right lane and turn right onto Phillip Fulmer Way
- The G-10 parking lot will be on your right

From Eastbound I-40

- Exit on Highway 129-Alcoa Highway (Airport exit)
- Take the Neyland Drive exit
- Turn left on Neyland Drive at the light
- Travel east on Neyland Drive
- Turn left on Lake Loudoun Blvd.
- Thompson-Boling Arena will be on your right
- Get into the right lane and turn right onto Phillip Fulmer Way
- The G-10 parking lot will be on your right

From Westbound I-40

- Follow signs to Hall of Fame Drive/James White Parkway/ Neyland Drive
- Turn right on Lake Loudoun Blvd.
- Thompson-Boling Arena will be on your right
- Get into the right lane and turn right onto Phillip Fulmer Way
- The G-10 parking lot will be on your right

From I-75

- Take I-275 to I-40 East (towards Asheville)
- Exit on James White Parkway/Neyland Drive
- Turn right on Lake Loudoun Blvd.
- Thompson-Boling Arena will be on your right
- Get into the right lane and turn right onto Phillip Fulmer Way
- The G-10 parking lot will be on your right

MEDIA RELATIONS STAFF



TOM SATKOWIAK

Associate AD - Communications
Office: (865) 974-7501
Cell: (865) 696-2897
E-mail: tomsid@utk.edu
Twitter: @TomSatkowiak



ERIC TRAINER

Assoc. Director - Media Relations
(Primary WBB Contact)
Office: (865) 974- 8173
Cell: (865) 603-2916
E-mail: etrainer@utk.edu
Twitter: @UTSpaceWrangler



KIMBERLY HOOD

Asst. Director - Media Relations
(Secondary WBB Contact)
Office: (865) 974-1211
Cell: (423) 552-5617
E-mail: khoo3@utk.edu
Twitter: @allinhoodtime

Historian: Bud Ford

Asst. A.D. for Football Communications: Bill Martin

Asst. A.D. for Digital & Creative Strategy: Kellen Hiser

Associate Director: Sean Barows

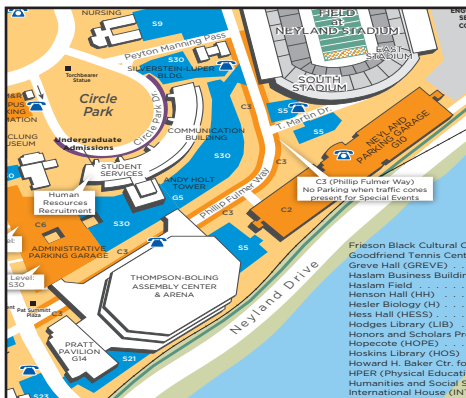
Assistant Directors: Forest Jersey, Shane Switzer, Josh Lively

Graduate Assistants: Max Potter, Wyeth Wilson

Student Intern: Preston Jones, Maddie Russo

WOMEN'S BASKETBALL MEDIA RELATIONS

Location: Anderson Training Center, Ground Floor
Phone: (865) 974-1212
Mailing: P.O. Box 15016 Knoxville, TN 37901
Shipping: 1551 Lake Loudoun Blvd., Knoxville, TN 37996
Thompson-Boling Arena Press Room: (865) 974-0110
Arena Ticket Office: (865) 656-HOOP



AREA HOTELS (AREA CODE 865)

Courtyard By Marriott-Downtown	566-9100
Crowne Plaza-Downtown	522-2600
Cumberland House-Campus/Downtown	971-4663
Embassy Suites-Downtown	544-8502
Hampton Inn-Downtown	522-5400
Hampton Inn & Suites-Papermill Rd. Area	693-5400
Marriott-Downtown	522-2800
Hilton-Airport	970-4300
Hilton-Downtown	523-2300
Residence Inn By Marriott-Downtown	566-9100
Hyatt Place-Downtown	544-9977
Tennessee-Downtown	232-1800
The Graduate Hotel-Campus	437-5500

TRANSPORTATION

- KAT buses
- KAT trolley (free)
- Lyft
- Taxi Services
- Uber

MEDIA POLICIES

COVERING PRACTICE

Please contact Eric Trainer at the Media Relations Office at least a week in advance to arrange player or coach feature interviews. If you plan to cover an open practice session, please contact the Media Relations Office on a daily basis to check about changes in the schedule.

PLAYER AND COACH INTERVIEWS

Media wishing to interview coaches or players are encouraged to set up interviews in advance with the Media Relations Office. Generally, the best time to conduct an interview is on a designated day with an open portion of practice and pre-practice media opportunity. The Media Relations Office will help with all requests.

MEDIA CREDENTIALS

Media outlets interested in obtaining credentials to cover Lady Vol basketball home games must apply for those online via Sports Systems. To apply, please visit: <http://www.sportssystem.com/seccredentials>. Applications for single-game credentials should be submitted five days prior to a game. Once you receive your approval letter via email, you will be provided options for credential pick-up.

PHOTOGRAPHER CREDENTIALS

Credentials will be issued only to accredited photographers or those individuals on special assignment. During regular season games, work area includes the floor area at both ends of the court and alongside the corners of the playing floor opposite the team benches. Special arrangements for strobes or catwalk access must be made through the Media Relations and Arena Management Offices no later than one week in advance of the game. UT's arena security policy requires that all photographers placing strobes will go through a screening process and must be accompanied by a UT police officer or representative when placing strobes.

THE SEC MEDIA POLICY

By acceptance and use of an SEC media credential, the holder agrees to the following conditions for any and all athletic events hosted by the SEC and its member institutions:

1. The SEC and its member institutions grant a media organization a limited license to use certain gathered information on the media organization's own Internet or online site beginning at the start of an athletic event and up to the conclusion of such event, all subject to the following limitations and conditions:

(a) No more than 10 still photographs may be used for news coverage of the game and other editorial purposes during the event.

(b) Video tape may only be shown as part of a single, non-archived, online "simulcast" of a television station's regularly-scheduled news program.

(c) While a game is in progress, the use of textual statistical information is time-delayed and limited in amount (e.g., updates pertaining to score, injuries and national, conference or institutional record-breaking performances, a condensed half-time story) so that an organization's Internet or online game coverage does not undercut the authorized and rights-paying fee organization's rights to play-by-play accounts of the game and/or exclusivity as to such rights.

2. Any proposed media use on an Internet or online sight of the game information that is more detailed and/or more than described above will require separate written authorization by the SEC and/or its member institutions. However, such written authorization will not permit the use of game information in entertainment contexts and will not authorize game coverage that, due to immediacy or detail, constitutes or approaches a play-by-play account of a game.

3. Should any of these conditions be breached, the SEC and/or its member institutions will issue a written warning for the first violation. If this violation occurs during the last game of the institutions' regularly-scheduled season, the media organization may not be credentialed for the SEC Tournament. A second violation of this policy will result in revocation of credentials to cover future basketball games hosted by the SEC and/or its member institutions.

MEDIA PARKING PASSES AND MEDIA ENTRANCE

Parking space is limited. The media must request parking access along with other credential requests. Media coverage on a regular basis will insure first priority in UT parking garage G-10. The media entrance is located adjacent to this parking area on Phillip Fulmer Way. **Please be advised that everyone must proceed through metal detectors to enter Thompson-Boling Arena and is subject to having their bags checked.**

PRESS ROW

Press row is located in the lower level southeast corner of the arena behind the baseline nearest the G-10 garage. Only accredited media will be allowed in this area. Children are not permitted on press row.

MEDIA ROOM SERVICES

The media room is on the east end of the arena. Soft drinks and a pregame meal will be offered just outside the media room in a curtained area. Postgame interviews will be conducted in the media room, and the working press has numerous electrical outlets and wireless internet available. Wireless internet also is available courtside. If you choose to install a phone line on press row, please contact UT Telephone Services at (865) 974-3121.

STATISTICAL SERVICES

Services provided include statistics generated from the Genius Sports computer statistics program. Statistics can be accessed via laptop or iPad. Hard copies of halftime stats, final stats and play-by-play highlights at the end of each half also will be available. Coaches' quotes will be provided following the post-game interview sessions.

To access up-to-date stats during a game, visit UTstats.com for a live feed.

POSTGAME INTERVIEWS

A formal post-game interview is held in the basketball media room following each game. The media will be solicited for player names with five minutes left in the game. After a 10-minute cooling-off period, the visiting team coach and selected players will be brought to the media room. Following the visiting team's media session, select UT players will come to the media room, followed shortly afterward by head coach Kellie Harper, Risers for television cameras and a distribution box for radio will be available in the back of the arena.

RADIO

Requests to broadcast must be made in writing at the earliest possible date to receive permission. Stations are responsible for contacting Glenn Thackston at IMG/Lady Vol Network in Knoxville for use of the phone lines in Thompson-Boling Arena. Mr. Thackston can be reached during business hours at (865) 212-3570. The radio broadcast location is on the floor level at the main scorer's table.

TELEVISION GAMES

Thompson-Boling Arena permits the inside parking of television tractor-trailer units and offers secure parking adjacent to the arena for satellite uplink units. Personnel from Arena Management, including electricians, are available to meet arriving trucks in advance of the game. Please notify the Media Relations Office of your arrival plans for television games.

UTSPORTS.COM

UTSports.com is the official online home for Tennessee Athletics. Here, one can find schedules, results, rosters, player bios and stats. There is unique content including photo galleries of events, behind-the-scenes features, video highlights and features, video interviews with players and coaches, as well as the latest news on every team on campus.

UTSports.com features links to game video being provided by SEC Network+, WatchESPN and other entities. By using the live (Sidearm Stats) stats link, fans can also follow the action online and stay updated on general statistics and trends.

GENERAL

STAFF

PLAYERS

REVIEW

HISTORY

FACILITIES

NCAA

SEC

RECORDS

MEDIA INFO



LADY VOL NETWORK

For more than 60 years the Vol Network has served as the main communications link between the University of Tennessee and its fans. Learfield / Vol Network / Lady Vol Network manages the multi-media and marketing rights to University of Tennessee Athletics. Learfield is recognized as the world's premier sports, entertainment and media company. With 50 radio affiliates and statewide coverage, the Vol Network boasts one of the largest collegiate basketball networks in the country. The Kellie Harper Television Show, which begins in early January and runs weekly during basketball season is shown on network television stations across the state in all five major Tennessee television markets.

Learfield/Vol Network/Lady Vol Network | (865) 212-3570 | 6701 Baum Drive, Suite 100 | Knoxville, TN 37919



LADY VOL BASKETBALL PROGRAMMING

The Tennessee Lady Vols first found a home on the radio during the 1977-78 season. At that time, a handful of games were aired with John Ward, former play-by-play guru of UT football and men's basketball, handling the microphone. Bob Kesling debuted as the full-time voice for Lady Vol basketball and called the action through 1998-99 before handing off duties to Mickey Dearstone for 23 seasons until the conclusion of the 2021-22 campaign.

In 2022-23, Brian Rice steps in as the network's third full-time play-by-play announcer after calling Lady Vol softball games for 10 years and serving as a fill-in for Mickey Dearstone in 2020-21. The Knoxville native also co-hosts The Erik Ainge Show from 9 a.m. to noon weekdays on Sports Radio WNML.

The flagship station of the University of Tennessee Lady Vol basketball broadcasts is the very same WNML (990 AM and 99.1 FM) in Knoxville. This will mark the 46th year of Lady Vol games on the air. The Lady Vol Network, with affiliates across the state, is the largest women's basketball radio network in the country. For more information about joining the Lady Vol Network, contact Glenn Thackston at Learfield/Vol Network: (865) 212-3570.

Additionally, Lady Vol basketball games will again find a home on the Internet at www.utsports.com, as fans worldwide will be able to access the broadcasts. For more info., visit the Live Audio/Video section under the Fans tab.

Approximately 20 radio stations across the state of Tennessee will carry Lady Vol basketball games during the 2022-23 season. For listeners outside the range of the radio network, games can be heard on utsports.com and the Tennessee Athletics App. Additionally, select Lady Vol games will once again be carried on SiriusXM Satellite Radio.

THE KELLIE HARPER SHOW

The Kellie Harper TV Show takes Tennessee fans inside the workings of the winningest program in women's basketball. This entertaining 30-minute television show is hosted by head coach Kellie Harper and the Lady Vol Network's Brian Rice. The show includes game highlights, exclusive behind-the-scenes player and team features as well as a scouting report for the upcoming week in Lady Vol basketball.

The show airs for nine consecutive weeks during basketball season and is shown in Knoxville on WVLT (Saturday, 11:30 a.m.) and WBXX (Sunday, 12:30 p.m.), in Chattanooga on WTVC-TV (Saturday, 12:30 p.m.), in Nashville on WUXP (Saturday, 11:30 a.m.) and in the Tri-Cities on ABC Tri-Cities (Saturday, 12:30 p.m.). All times are local. Stations and times are subject to change. Check local listings for The Kellie Harper TV Show in your area.



Brian Rice is the new "Voice of the Lady Vols."

LADY VOL NETWORK AFFILIATES

Station	Market	Dial
Bristol	WOPI-AM	790
Chattanooga	WGOW-FM	102.3
Chattanooga	WGOW-AM	1150
Cleveland	WCLE-AM	1570
Cookeville	WLQK-FM	95.9
Crossville	WPBX-FM	99.3
Crossville	WCSV-AM	1490
Greeneville	WGRV-AM	1340
Johnson City	WKTP-AM	1590
Kingsport	WKPT-AM	1400
Knoxville	WNML-AM	990
Knoxville	WNML-FM	99.1

Station	Market	Dial
Lenoir City	WLIL-AM	730
Lewisburg	WJIM-AM	1490
Morristown	WCRK-AM	1150
Nashville	WGFX-FM	104.5
Newport	WLIK-AM	1270
Union City	WENK-AM	1240
Wartburg	WECO-FM	101.3
Winchester	WCDT-AM	1340
Winchester	WCDT-FM	106.9

**Some stations may only carry a partial schedule*

QUICK FACTS

Alabama
Arkansas
Auburn
Florida
Georgia
Kentucky
LSU



Missouri
Mississippi
Mississippi State
South Carolina
Tennessee
Texas A&M
Vanderbilt

SEC ON THE WEB: For all you need to know about the Southeastern Conference and its member schools, access the SEC Web Page at www.SECsports.com. The site contains team information, scores, conference standings and statistics, awards recipients, history and records, feature stories, television information on conference events, details about tickets to SEC events, SEC merchandise and much, much more.

WEEKLY HONORS: The SEC will name a Player and Freshman of the Week each week throughout the regular season. Each week's selections will be released late Tuesday morning and also will be announced in the league's weekly release. The league women's basketball sports information directors make nominations for the award each week.

SEC HISTORY: The Southeastern Conference was formed Dec. 8-9, 1932, and included 13 schools at the time: Alabama, Auburn, Florida, Georgia, Georgia Tech, Kentucky, LSU, Ole Miss, Mississippi State, Sewanee, Tennessee, Tulane, and Vanderbilt. The league's first president was Frank L. McVey of Kentucky. Due to the continually increasing amount of work administering the league, the office of Commissioner

was established by its member institutions in 1940. Former Mississippi governor Martin Conner was named as the first commissioner, a post he held until 1948. Following Conner were Bernie Moore (1948-66), A.M. Coleman (1966-72), Dr. Boyd McWhorter (1972-86), Dr. Harvey Schiller (1986-90), Roy Kramer (1990-2002), and Mike Slive (2002-2015). Greg Sankey is currently Commissioner of the Southeastern Conference and its 14 member institutions.

The first SEC champions were crowned in 1933 in baseball, basketball, football and outdoor track. Cross country, golf, swimming, tennis and indoor track were added later. The SEC began recognizing women's championships during the 1979-80 academic year. The conference office officially took over regulation of women's athletics on Sept. 1, 1984.

The SEC currently regulates nine men's sports and twelve women's sports. Baseball, basketball, football, golf, swimming and diving, tennis and track (indoor, outdoor, and cross country) are currently sanctioned for men. The women's sports are basketball, equestrian, golf, gymnastics, soccer, softball, swimming and diving, tennis, track (indoor, outdoor, and cross country) and volleyball.

SEC COMMUNICATIONS

Phone Number: (205) 458-3000

Fax Number: (205) 458-3030

Mailing Address:

2201 Richard Arrington Blvd. North
Birmingham, AL 35203



Herb Vincent, Assoc. Commissioner

***Tammy Wilson, Dir. of Communications**

Chuck Dunlap, Dir. of Communications

Craig Pinkerton, Dir. of Communications

Ben Beaty, Asst. Director

Jill Skotarczak, Asst. Director

hvincent@sec.org

twilson@sec.org

cdunlap@sec.org

cpinkerton@sec.org

bbeaty@sec.org

jskotarczak@sec.org

**women's basketball contact*

SEC WEBSITE

The SEC has an extensive online presence at SECsports.com. The SEC offers a media-only section of the website (SECsportsmedia.com). Media covering the SEC can retrieve information from the conference office as well as the 14 SEC institutions from the media site. A championship credentialing system is also available on the site.

SEC NETWORK

Already the most competitive and visible conference in college sports, the SEC debuted its brand-new television network, in partnership with ESPN, on Aug. 14, 2014. The SEC Network reached more than 90 million homes coast to coast at its inception, making it the largest launch of a cable network ever.



GENERAL

STAFF

PLAYERS

REVIEW

HISTORY

FACILITIES

NCAA

SEC

RECORDS

MEDIA INFO



SOUTHEASTERN CONFERENCE (CONTINUED)

MEDIA INFORMATION

The media credential system for the 2023 SEC Tournament will be available online from early January until late February. Go to www.SECsportsmedia.com for the online credentialing system.

For further information concerning media coverage of the 2023 SEC Tournament, please contact the SEC Communications Department.

TOURNAMENT INFORMATION

On Feb. 7, 1980, the first SEC women's basketball tournament began play. It ended four days later with Tennessee defeating Ole Miss for the title. Fast forward 39 years later and the SEC Tournament is still enjoying success and increased popularity.

Beginning with its inception and through 1986, the tournament was held at campus sites. The tournament was then sent to Albany, Ga., which served as the site for six years from 1987-92. The tournament then moved to Chattanooga, Tenn., where it was held from 1993-2000, with the exception of 1998 when the tournament moved to Columbus, Ga.

Since 2001 the tournament has enjoyed many new sites, including Memphis (2001), Nashville (2002, 2004, 2008, 2011, 2012, 2018, 2022), Little Rock, Ark. (2003, 2006, 2009, 2015), Greenville, S.C. (2005, 2017, 2019, 2020, 2021, 2023), Duluth, Ga. (2007, 2010, 2013, 2014) and Jacksonville, Fla. (2016).

The winner of the 13-game tournament will receive the league's automatic bid to the NCAA Tournament. The tournament seeds and conference champion will be determined by the 16-game regular-season SEC schedule.

TICKET INFORMATION

Tickets for the 2023 Southeastern Conference Women's Basketball Tournament are on sale at www.ticketmaster.com. The 2023 tourney will be held at on Secours Wellness Arena in Greenville, S.C., on March 1-5.

This is the sixth appearance in Greenville for the SEC Women's Basketball Tournament. The city previously hosted the event in 2005, 2017, 2019, 2020 and 2021.

All fans, regardless of age, must have a ticket to enter Bon Secours Wellness Arena for the SEC Tournament.



Rennia Davis's 33 points and 14 rebounds propelled UT past Ole Miss in the SEC quarterfinals the last time the tourney was held in Greenville.





ALL-CONFERENCE *Lady Vols*

JASMINE POWELL
2021 ALL-BIG TEN SECOND TEAM

JASMINE FRANKLIN
2020 & 2021 ALL-MVC FIRST TEAM

RIGKEA JACKSON
2020 ALL-SEC SECOND TEAM

TAMARI KEY
2022 ALL-SEC SECOND TEAM

JORDAN WALKER
2020 ALL-MAC THIRD TEAM

JORDAN HORSTON
2022 ALL-SEC FIRST TEAM



2022-23

WOMEN'S BASKETBALL

OCT. 30 | CARSON-NEWMAN (EXH.)

NOV. 8 | AT OHIO STATE

NOV. 10 | UMASS

NOV. 14 | INDIANA

NOV. 19-21 | ^{BAD BOY MOWERS} BATTLE 4 ATLANTIS

NOV. 25 | COLORADO

NOV. 27 | EASTERN KENTUCKY

DEC. 4 | VIRGINIA TECH

DEC. 6 | CHATTANOOGA

DEC. 11 | WRIGHT STATE

DEC. 14 | UCF

DEC. 18 | AT STANFORD

DEC. 27 | WOFFORD

DEC. 29 | AT FLORIDA

JAN. 1 | ALABAMA

JAN. 5 | MISSISSIPPI STATE

JAN. 8 | AT VANDERBILT

JAN. 12 | AT TEXAS A&M

JAN. 15 | GEORGIA

JAN. 19 | FLORIDA

JAN. 22 | AT MISSOURI

JAN. 26 | UCONN

JAN. 30 | AT LSU

FEB. 2 | OLE MISS

FEB. 6 | AT MISSISSIPPI STATE

FEB. 12 | VANDERBILT

FEB. 16 | AT ARKANSAS

FEB. 19 | AUBURN

FEB. 23 | SOUTH CAROLINA

FEB. 26 | AT KENTUCKY

MAR. 1-5 | SEC TOURNAMENT

HOMEAWAYNEUTRAL
UTSPORTS.COM