

Lady Volunteers

BASKETBALL

TENNESSEE WOMEN'S BASKETBALL MEDIA GUIDE 2021-22



MARTA SUÁREZ

2021 SEC ALL-FRESHMAN TEAM



RAE BURRELL

2021 ALL-SEC SECOND TEAM



TAMARI KEY

2021 SEC ALL-DEFENSIVE TEAM



JORDAN HORSTON

2020 SEC ALL-FRESHMAN TEAM

TABLE OF CONTENTS

GENERAL INFO

2	Quick Facts
3	Schedule
4	Roster
5	Squad Breakdown
5	Preseason Notebook

STAFF

10	Kellie Harper
13	Samantha Williams
14	Jon Harper
15	Joy McCorvey
16	Catherine Greene
16	Liza Fruendt
17	Heather Ervin
17	Josh Theis
18	Bryan Tatum
18	Casi Dailey
19	Zion Sanders
19	Basketball Support Staff
20	Angie Boyd Keck
20	Dr. Donald Bruce
21	Dr. Donde Plowman
22	Dr. Daniel J. White
23	UT Athletics Executive Staff
23	UT Athletics Senior Staff

PLAYERS

26	Rae Burrell
28	Tess Darby
29	Alexus Dye
31	Keyen Green
33	Jordan Horston
35	Tamari Key
37	Brooklynn Miles
37	Sara Puckett
38	Jessie Rennie
39	Emily Saunders
40	Karoline Striplin
41	Marta Suárez
43	Jordan Walker
45	Kaiya Wynn
46	Career Game-By-Game
48	Career Production Tracker

REVIEW

50	Postseason Notebook
52	2020-21 Statistics
53	2020-21 Results/Starters
54	Game Boxescores/Recaps
66	Breaking It Down
66	Tracking UT In The Polls

HISTORY

68	All-Time Roster
71	The Early Years
71	Incoming Transfer History
72	Lady Vols By Number
76	Lady Vols By State/Country
80	All-Time Head Coaches
80	All-Time Assts. & Staff
81	Pat Summitt History
84	Lady Vol Honorees
87	WBCA All-Americans
87	WBHOF Inductees
87	NCAA Victory Totals
87	Lady Vol Olympians
88	Success In Coaching Ranks
90	Lady Vol Legends

92	Current WNBA Players
92	All-Time UT WNBA Picks
93	Former Lady Vol Pros
94	Lady Vols In The Draft
94	WNBA First Round Picks
95	All-Time Rosters/Stats
111	Historic Timeline

FACILITIES

116	Thompson-Boling Arena
116	Yearly Home Records
117	Top 25 Home Crowds
117	Arena Records
118	Year-By-Year Attendance
119	Largest Crowds
119	Big Crowd Records
120	Top 25 Away Crowds
120	Top 25 Neutral Crowds
121	Stokely Athletics Center
121	Alumni Gym
121	Stokely/Alumni Records
121	Largest Stokely Records
122	Year-By-Year Home Records
122	Pratt Pavilion

NCAA

124	NCAA Titles
124	Final Four Appearances
125	Women's Final Four Results
126	Seeding Through The Years
126	UT NCAA Tourney Stats
128	UT In The Postseason
129	UT NCAA Record vs. Opp.
129	UT NCAA Record vs. Conf.
130	NCAA Year-By-Year
131	NCAA Tournament Honors
131	NCAA Champions
131	NCAA Tourn. W-L Record
132	Lady Vols In NCAA Play
133	NCAA Final Four W-L Record
133	NCAA Misc. Accomplishments
134	UT NCAA Tourn. Records
134	UT Opp. NCAA Tourn. Records
135	1987 & 1989 NCAA Champs
136	1991 & 1996 NCAA Champs
136	1997 & 1998 NCAA Champs
138	2007 & 2008 NCAA Champs

SEC

140	2021 SEC Team Statistics
141	2021 SEC Individual Statistics
142	SEC Regular Season Champs
142	SEC Tournament Champs
142	SEC Tournament Records

CREDITS

The 2021-22 Tennessee Women's Basketball Media Guide has been produced with new material and with historical information originally presented on UTSports.com and previous UT Women's Basketball Media Guides.

Editors: Eric Trainer, Kimberly Hood.

Design and Layout: Eric Trainer, Kimberly Hood.

Photography: UTAD Photography Staff, UT Photography Center, USA Basketball, Patrick Murphy-Racey, William Ewart.

Cover Design: Channing Curtis, 151 Creative

Printing: CCM of Tampa, Fla. Visit volwallart.com to purchase.

The University of Tennessee is an EEO/AA/Title VI/Title IX/Section 504/ADA/ADEA institution in the provision of its education and employment programs and services.

142	SEC All-Time Records
142	SEC All-Time Standings
142	SEC Series Records
143	UT SEC Tourn. History
144	UT Conference Recognition
145	Most Decorated Lady Vols
146	UT SEC Tourn. Records
146	Opp. SEC Tourn. Records
146	SEC In The NCAA Tourn.

RECORDS

148	Great Lady Vol Scorers
155	Great Lady Vol Rebounders
156	UT Team Records
156	Season High & Lows
157	Opponent Records
157	Tennessee In Overtime Games
158	Scoring Records
159	Field Goal Records
160	3-Pt. Field Goal Records
161	Free Throw Records
162	Rebounding Records
163	Assist Records
164	Block Records
165	Steal Records
166	Year-By-Year Leaders
169	Misc. Single Game Records
170	Double-Doubles
171	Lady Vol Records
176	Records By Class
177	Season Avg. By Class
178	Season Statistical Breakdown
180	Final Yearly Rankings
181	Week-By-Week AP Poll
182	Records By Conference
183	Series Records
197	Tourney/Neutral Site Key
198	Year-By-Year Results

MEDIA INFO

216	Media Relations Staff
216	Directions To Arena
216	Hotel/Transportation Info.
217	Media Policies
218	Lady Vol Network
218	Programming/Vol Calls
218	Lady Vol Network Affiliates
219	SEC Quick Facts
219	SEC Media Relations
219	SEC Hoops By The Numbers
220	SEC Media Info.
220	SEC Tournament Info.
220	SEC Ticket Info.

GENERAL

STAFF

PLAYERS

REVIEW

HISTORY

FACILITIES

NCAA

SEC

RECORDS

MEDIA INFO



■ QUICK FACTS

GENERAL INFORMATION

Location Knoxville, Tenn.
 Founded 1794 (As Blount College)
 Affiliation NCAA Division I
 Conference Southeastern (SEC)
 Enrollment 31,701
 Colors Orange & White
 Nickname Lady Volunteers
 Mascot Smokey
 Band Pride of the Southland
 Home Arena/Court Thompson-Boling Arena/The Summitt
 Capacity 21,678

UNIVERSITY ATHLETICS PERSONNEL

President Randy Boyd (Tennessee, 1979)
 Chancellor Dr. Donde Plowman (SMU, 1974)
 Faculty Athletics Rep. (Sabbatical) Dr. Donald Bruce (Drew, 1994)
 Faculty Athletics Rep. (Interim) Dr. Matt Harris (Virginia, 2000)
 Vice Chancellor/Dir. of Athletics Dr. Daniel J. White (Notre Dame, 2002)
 Senior Associate A.D./SWA Angie Boyd Keck (Tennessee, 1994)

TEAM INFORMATION

2020-21 Overall Record 17-8
 2020-21 Overall Record Breakdown . Home (11-2), Away (4-4), Neutral (2-2)
 2020-21 SEC Record/Finish 9-4/3rd
 2020-21 SEC Record Breakdown . Home (6-1), Away (3-3), Neutral (0-0)
 NCAA Tournament Finish Second Round
 SEC Tournament Finish Semifinals
 Final National Rankings 13th - AP/16th - USA Today
 Letterwinners Returning 9
 Letterwinners Lost 4
 Starters Returning 3
 Starters Lost 2
 Newcomers 5

TEAM HISTORY

First Season Of Basketball 1903
 All-Time Overall Record 1,401-351 (.800)
 All-Time SEC Record 414-88 (.825)
 All-Time SEC Tournament Record 81-25 (.764)
 All-Time NCAA Tournament Record 126-31 (.803)
 All-Time Record At Thompson-Boling Arena 476-50 (.905)
 NCAA Appearances/Last 39/2021
 NCAA Regional Appearances/Last 34/2016
 NCAA Final Four Appearances/Last 18/2008
 NCAA Championships/Last 8/2008
 SEC Regular Season Championships/Last 18/2015
 SEC Tournament Championships/Last 17/2014
 WBCA All-Americans/Honors (WBCA 21/36) 22/37
 WNBA Players 49
 Draft Picks/First Round Picks/No. 1 Picks 43/18/3
 Olympians/Appearances 14/20
 Women's BB Hall of Fame Inductees (Players/Coaches/Admins.) 10/2/3

LADY VOL BASKETBALL STAFF

Head Coach Kellie Harper (Tennessee, 1999)
 Year At Tennessee Third
 Career Record/Years As Head Coach 323-226 (.588)/17 Years
 Record at Tennessee/Years 38-18 (.679)/Two
 Career NCAA Appearances As Head Coach (At UT) Six (One)
 Assistant Coach/Recruiting Coord. Samantha Williams (Auburn, 1996)
 Year At Tennessee/In Coaching First/19th
 Assistant Coach Jon Harper (Auburn, 1999)
 Year At Tennessee/In Coaching Third/21st
 Assistant Coach Joy McCorvey (St. John's, 2010)
 Year At Tennessee/In Coaching First/11th
 Director of Basketball Ops. Catherine Greene (North Carolina, 2008)
 Dir. of Player Relations & Admin. Heather Ervin (Troy, 1999)
 Director of Video & Creative Content Josh Theis (Xavier [OH], 2019)
 Director of Recruiting Operations Liz Freundt (Missouri State, 2019)
 Graduate Assistant Zion Sanders (Iowa, 2021)
 Director of WBB Sports Performance Bryan Tatum (West Liberty, 2005)
 Associate Director of Sports Medicine Casi Dailey (Hope, 2008)
 Basketball Address 207 Thompson-Boling Arena, 1600 Phillip Fulmer Way, 37996
 Best Time To Call Contact Media Relations

MEDIA RELATIONS

Assoc. Director - Media Relations/WBB Contact Eric Trainer (Arkansas, 1988)
 Email Address etrainer@utk.edu
 Office Phone (865) 974-8173
 Cell Phone (865) 603-2916
 Associate A.D. - Communications Tom Satkowiak (Tennessee, 2002)
 Assistant A.D. - Football Communications Bill Martin (LSU, 2007)
 Associate Dir. - Media Relations Sean Barows (South Florida, 2012)
 Asst. Dir. - Media Relations/WBB Secondary Kimberly Hood (Tennessee, 2008)
 Asst. Dir. - Media Relations Forest Jersey (Tennessee, 2015)
 Asst. Dir. - Media Relations Shane Switzer (Tennessee, 2016)
 Asst. Dir. - Media Relations Josh Lively (Tennessee, 2016)
 Historian Bud Ford (Tennessee, 1966)
 Grad. Asst. - Media Relations Wyeth Wilson (Tennessee, 2021)
 Grad. Asst. - Media Relations Max Potter (TCU, 2021)
 Student Intern - Media Relations Preston Jones
 Asst. A.D. - Digital & Creative Strategy Kellen Hiser (Wyoming, 2010)
 Press Row Phone Number (865) 974-0110
 Media Relations Fax Number (865) 974-1269
 Mail/Overnight Address . UT Media Relations, Anderson Training Center,
 Ground Floor, 1551 Lake Loudoun Blvd., Knoxville, TN 37996
 Athletics Website UTSports.com
 Women's BB Twitter Account @LadyVol_Hoops
 Women's BB Instagram Account @LadyVol_Hoops
 Women's BB Facebook Page www.facebook.com/BallWithTheLadyVols

LADY VOL NETWORK

Flagship Station Sports Radio WNML (FM 99.1, AM 990)
 Play-By-Play Announcer Mickey Dearstone (23rd year PxP & 32nd overall)
 Network Address 6701 Baum Dr., Suite 100, Knoxville, TN 37919
 Network Contact/Phone Number Glenn Thackston/(865) 212-3570

2021-22 SCHEDULE

Date	Day	Opponent	Location	Time	Broadcast Info.
NOVEMBER					
Nov. 3	Weds.	Georgia College (Exhibition)	Knoxville, Tenn.	6:30 p.m.	SECN+ (Live Stream)
Nov. 10	Weds.	Southern Illinois	Knoxville, Tenn.	7:00 p.m.	SEC Network
Nov. 12	Friday	@UCF	Orlando, Fla.	6:00 p.m.	ESPN+ (Live Stream)
Nov. 15	Mon.	USF	Knoxville, Tenn.	6:30 p.m.	SECN+ (Live Stream)
Nov. 21	Sun.	Texas (12K in TBA)	Knoxville, Tenn.	1:00 p.m.	ESPN

SOUTH POINT THANKSGIVING SHOOTOUT @ SOUTH POINT HOTEL & CASINO

Dates: Nov. 26-27 | Location: Las Vegas, Nevada | Teams: Tennessee, Kansas, Oklahoma State, Green Bay, Seattle, SMU, UTEP

Nov. 26	Fri.	vs. Kansas	Las Vegas, Nev.	6:30 p.m.	FloHoops (Live Stream)
Nov. 27	Sat.	vs. Oklahoma State	Las Vegas, Nev.	6:30 p.m.	FloHoops (Live Stream)

DECEMBER

Dec. 1	Weds.	Tennessee Tech	Knoxville, Tenn.	6:30 p.m.	SECN+ (Live Stream)
Dec. 5	Sun.	@Virginia Tech	Blacksburg, Va.	2:00 p.m.	ACC Network
Dec. 12	Sun.	Georgia State	Knoxville, Tenn.	2:00 p.m.	SECN+ (Live Stream)
Dec. 18	Sat.	Stanford	Knoxville, Tenn.	5:15 p.m.	ESPN2
Dec. 20	Mon.	ETSU	Knoxville, Tenn.	6:30 p.m.	SECN+ (Live Stream)
Dec. 27	Mon.	Chattanooga	Knoxville, Tenn.	6:30 p.m.	SECN+ (Live Stream)
Dec. 30	Thurs.	Alabama	Knoxville, Tenn.	6:30 p.m.	SECN+ (Live Stream)

JANUARY

Jan. 2	Sun.	@Arkansas	Fayetteville, Ark.	1:00 p.m.	SEC Network/ESPN2
Jan. 6	Thurs.	Texas A&M	Knoxville, Tenn.	6:30 p.m.	SEC Network
Jan. 9	Sun.	@Ole Miss	Oxford, Miss.	1:00 p.m.	SEC Network
Jan. 13	Thu.	@Vanderbilt	Nashville, Tenn.	9:00 p.m.	SEC Network
Jan. 16	Sun.	Kentucky (We Back Pat)	Knoxville, Tenn.	3:00 p.m.	ESPN
Jan. 23	Sun.	@Georgia	Athens, Ga.	2:00 p.m.	SEC Network
Jan. 27	Thurs.	@Auburn	Auburn, Ala.	8:00 p.m.	SECN+ (Live Stream)
Jan. 31	Mon.	Arkansas	Knoxville, Tenn.	7:00 p.m.	SEC Network

FEBRUARY

Feb. 3	Thurs.	@Florida	Gainesville, Fla.	6:00 p.m.	SECN+ (Live Stream)
Feb. 6	Sun.	@UConn	Hartford, Conn.	Noon/1 p.m.	FOX
Feb. 10	Thurs.	Missouri	Knoxville, Tenn.	6:30 p.m.	SEC Network
Feb. 13	Sun.	Vanderbilt (Play4Kay/Pink Game)	Knoxville, Tenn.	Noon	SEC Network
Feb. 17	Thurs.	@Alabama	Tuscaloosa, Ala.	7:00 p.m.	SECN+ (Live Stream)
Feb. 20	Sun.	@South Carolina	Columbia, S.C.	Noon	ESPN2
Feb. 24	Thurs.	Mississippi State	Knoxville, Tenn.	6:30 p.m.	SECN+ (Live Stream)
Feb. 27	Sun.	LSU (Senior Day)	Knoxville, Tenn.	2:00 p.m.	ESPN2 (Net Flex)

MARCH

SEC TOURNAMENT

Dates: March 2-6 (Weds.-Sun.) | Location: Nashville, Tenn. | Teams: TBD

NCAA FIRST & SECOND ROUNDS

Dates: 18-21 (Fri.-Mon.) | Location: TBD | Teams: TBD

NCAA REGIONALS

Dates: 25-28 (Fri.-Mon.) | Location: Bridgeport, Conn. / Greensboro, N.C. / Spokane, Wash. / Wichita, Kan. | Teams: TBD

APRIL

NCAA FINAL FOUR

Dates: April 1 & 3 (Fri./Sun.) | Location: Minneapolis, Minn. | Teams: TBD

ALL TIMES LISTED AS EASTERN / Times, dates & TV schedules subject to change -- Please check UTSports.com for the most current schedule information. / TBD - To Be Determined / * - SEC Game / All games on ESPN networks (ESPN, ESPN2, ESPNU and SEC Network) are also available through the ESPN App, which is accessible on computers, smartphones, tablets and connected devices nationwide at no additional cost to fans who receive their high-speed Internet connection or video subscription from an affiliated service provider. Institutions can produce for SEC Network+ (SECN+) any conference and non-conference games that are not otherwise televised, which will be available on the ESPN app and SECSports.com.

GENERAL

STAFF

PLAYERS

REVIEW

HISTORY

FACILITIES

NCAA

SEC

RECORDS

MEDIA INFO



2021-22 TENNESSEE LADY VOLUNTEERS



Front Row (L-R): Kaiya Wynn, Jessie Rennie, Rae Burrell, Jordan Walker, Jordan Horston, Sara Puckett, Brooklynn Miles.
Back Row (L-R): Alexis Dye, Marta Suárez, Karoline Striplin, Tamari Key, Emily Saunders, Keyen Green, Tess Darby.

NUMERICAL ROSTER

No.	Name	Ht.	Pos.	Yr.	Hometown	High School/Last School
0	Brooklynn Miles	5-4	G	FR	Frankfort, Ky.	Franklin County H.S.
1	Sara Puckett	6-2	G/F	FR	Muscle Shoals, Ala.	Muscle Shoals H.S.
2	Alexus Dye	6-0	F	GR	Birmingham, Ala.	Wenonah H.S./Troy
4	Jordan Walker	5-8	G	GR*	Muskegon, Mich.	Mona Shores H.S./Western Michigan Foster H.S.
5	Kaiya Wynn	6-0	G	FR	Richmond, Texas	Bendigo Senior Secondary College
10	Jessie Rennie	5-8	G	JR*	Bendigo, Australia	Geneva County H.S.
11	Karoline Striplin	6-3	F	FR	Hartford, Ala.	Liberty H.S.
12	Rae Burrell	6-1	G/F	SR*	Las Vegas, Nev.	Phil-Mont Christian Academy/Liberty Cary H.S.
20	Keyen Green	6-1	F/C	GR	Philadelphia, Pa.	Greenfield H.S.
21	Tess Darby	6-6	C	JR*	Cary, N.C.	Africentric Early College
25	Jordan Horston	6-2	G	JR*	Greenfield, Tenn.	Wyoming East H.S. (New Richmond, W. Va.)
31	Emily Saunders	6-5	C	JR*	Columbus, Ohio	Joaquim Blume Institute
33	Marta Suárez	6-2	G/F	SO*	Mullens, W. Va.	
					Oviedo, Spain	

ALPHABETICAL ROSTER

12	Rae Burrell	6-1	G/F	SR*	Las Vegas, Nev.	Liberty H.S.
21	Tess Darby	6-1	G/F	SO*	Greenfield, Tenn.	Greenfield H.S.
2	Alexus Dye	6-0	F	GR	Birmingham, Ala.	Wenonah H.S./Troy
13	Keyen Green	6-1	F/C	GR	Philadelphia, Pa.	Phil-Mont Christian Academy/Liberty Cary H.S.
25	Jordan Horston	6-2	G	JR*	Columbus, Ohio	Africentric Early College
20	Tamari Key	6-6	C	JR*	Cary, N.C.	Cary H.S.
0	Brooklynn Miles	5-4	G	FR	Frankfort, Ky.	Franklin County H.S.
1	Sara Puckett	6-2	G/F	FR	Muscle Shoals, Ala.	Muscle Shoals H.S.
10	Jessie Rennie	5-8	G	JR*	Bendigo, Australia	Bendigo Senior Secondary College
31	Emily Saunders	6-5	C	JR*	Mullens, W. Va.	Wyoming East H.S. (New Richmond, W. Va.)
11	Karoline Striplin	6-3	F	FR	Hartford, Ala.	Geneva County H.S.
33	Marta Suárez	6-2	G/F	SO*	Oviedo, Spain	Joaquim Blume Institute
4	Jordan Walker	5-8	G	GR*	Muskegon, Mich.	Mona Shores H.S./Western Michigan Foster H.S.
5	Kaiya Wynn	6-0	G	FR	Richmond, Texas	

* Player has option of an additional year of eligibility due to coronavirus (COVID-19) global pandemic

STAFF

Kellie Harper – Head Coach
Samantha Williams – Assistant Coach/Recruiting Coordinator
Jon Harper – Assistant Coach
Joy McCorvey – Assistant Coach
Catherine Greene – Director of Basketball Operations
Heather Ervin – Director of Player Relations & Administration
Josh Theis – Director of Video & Creative Content
Liza Freundt – Director of Recruiting Operations
Zion Sanders – Graduate Assistant
Bryan Tatum – Director of Sports Performance
Casi Dailey – Associate Director of Sports Medicine

PRONUNCIATION GUIDE

5 – Kaiya Wynn – KYE-yuh WIN
10 – Jessie Rennie – REN-ee
12 – Rae Burrell – bur-RELL
13 – Keyen Green – kee-YEN
20 – Tamari Key – tuh-MAR-ee
33 – Marta Suárez – MAR-tuh SWAH-raze
Casi Dailey – CASS-ee
Josh Theis – TICE
Liza Freundt – LYE-zuh FRU-indt

SQUAD BREAKDOWN

STARTERS RETURNING (3)

No.	Name	Pos	Ht	Cl	Pts	Rebs	Asts	Notes
12	Rae Burrell	G/F	6-1	SR*	16.8	4.6	1.8	39 3FGs, All-SEC Second Team
20	Tamari Key	C	6-6	JR*	8.9	5.6	0.5	63% FG, 72 blocks, SEC All-Def. Team
4	Jordan Walker	G	5-8	GR*	5.4	4.5	2.3	6.0 ppg., 6.8 rpg. starting last 8 games

OTHER PLAYERS RETURNING (6)

No.	Name	Pos	Ht	Cl	Pts	Rebs	Asts	Notes
25	Jordan Horston	G	6-2	JR*	8.6	3.9	4.2	Started 13 games, 1.4 spg.
13	Keyen Green	F/C	6-1	GR	6.8	3.0	0.7	Started first four games, yr.-ending inj.
33	Marta Suárez	G/F	6-2	SO*	4.1	3.6	0.8	Started 14 games, SEC All-Freshman
21	Tess Darby	G/F	6-1	SO*	2.3	0.6	0.2	33% 3FG, limited action due to early inj.
31	Emily Saunders	C	6-5	JR*	0.8	1.1	0.2	75% FT, 16 games played
10	Jessie Rennie	G	5-8	JR*	0.7	0.7	0.7	75% FT, 14 games played

NEWCOMERS (5)

No.	Name	Pos	Ht	Cl	Pts	Rebs	Asts	Notes
0	Brooklynn Miles	G	5-4	FR	15.8	3.7	5.4	Kentucky Gatorade Player of the Yr.
1	Sara Puckett	G/F	6-2	FR	20.6	10.1	2.6	Alabama Gatorade Player of the Yr.
2	Alexus Dye	F	6-0	GR	16.6 [^]	12.6 [^]	0.9 [^]	Sun Belt Conference Player of the Yr.
5	Kaiya Wynn	G	6-0	FR	29.0	10.8	3.6	Texas 5A Player of the Year
11	Karoline Striplin	F	6-3	FR	26.8	16.8	5.6	Alabama Miss Basketball

[^] - Stats at Troy University in 2020-21 / * - denotes additional year option due to COVID-19 pandemic

STARTERS LOST (2)

No.	Name	Pos	Ht	Cl	Pts	Rebs	Asts	Notes
0	Rennia Davis	G/F	6-2	SR	17.3	8.8	2.3	All-SEC First Team, H.M. All-America
11	Kasiyahna Kushkituah	C	6-4	SR	6.8	6.0	1.2	Started final 11 games after Suárez inj.

OTHER LOSSES (2)

No.	Name	Pos	Ht	Cl	Pts	Rebs	Asts	Notes
2	Destiny Salary	G	6-0	FR	2.0	2.4	1.1	24 games played
15	Jaiden McCoy	F	6-3	R-SR	3.7	2.3	0.7	Three games played, season-ending inj.



GENERAL

STAFF

PLAYERS

REVIEW

HISTORY

FACILITIES

NCAA

SEC

RECORDS

MEDIA INFO



PRESEASON NOTEBOOK

EARNING NOTICE IN PRESEASON POLLS

- In early preseason polls, Tennessee is No. 15 by AP, No. 16 by College Sports Madness and No. 19 by Lindy's Sports Preseason Top 25.
- The Lady Vols were picked second in the SEC Preseason Media Poll and No. 3 in the SEC Preseason Coaches Poll, marking their best positions since 2015-16 and 2016-17, respectively.

SIX RETURNEES WITH STARTING EXPERIENCE

- Tennessee returns six players with starting experience from a year ago, including three who were in the starting lineup at season's end on a squad that finished 17-8 overall and 9-4 in SEC play with a third-place league finish and NCAA Second Round appearance.
- Rae Burrell, a 6-foot-1 senior (16.8 ppg., 4.6 rpg.), was the only Lady Vol last year to start all 25 games.
- Burrell is joined by fellow returning starters in Tamari Key, a 6-6 junior center (8.9 ppg., 5.6 rpg., 2.9 bpg.), and Jordan Walker, a 5-8 graduate point guard (5.4 ppg., 4.5 rpg., 2.3 apg.). Key and Walker started 21 and 13 games, respectively.
- Marta Suárez, a 6-2 sophomore guard/forward (4.1 ppg., 3.6 rpg., 16 mpg.), started 14 games as a rookie. She was averaging 6.4 ppg., 5.6 rpg. and 21.8 mpg. through 13 starts before a lower leg injury limited her ability to practice and play and, ultimately, ended her season early.
- Jordan Horston, a 6-2 junior guard (8.6 ppg., 4.2 apg., 3.9 rpg.) carded 13 starts a year ago and has 35 total under her belt after appearing at the jump circle 22 times as a rookie in 2019-20.
- Keyen Green, a 6-1 graduate forward/center (6.8 ppg., 3.0 rpg.) started the first four games as a graduate transfer from Liberty a year ago before suffering a season-ending injury. She has 95 total career starts.

A NEWCOMER WITH 41 CAREER DI STARTS

- UT also welcomes a top-drawer graduate transfer and awards candidate in 2021 Sun Belt Conference Player of the Year Alexus Dye (16.6 ppg., 12.6 rpg.), a 41-game starter over the past two seasons at Troy.

- Dye started all 28 games for the Trojans and led the NCAA in double-doubles (23) and total rebounds (352) in 2020-21. The extremely-active 6-0 forward averaged 23 points and 11 rebounds in games vs. SEC teams Texas A&M and Mississippi State last season.

SIX OF TOP EIGHT CONTRIBUTORS RETURN

- Tennessee returns six of its top eight scorers and rebounders from last season.
- The Lady Vols welcome back the No. 2 (Burrell/16.8), No. 3 (Key/8.9), No. 4 (Horston/8.6), No. 5 (Green/6.8), No. 7 (Walker/5.4) and No. 8 (Suárez/4.1) scorers by average.
- They also welcome back the No. 3 (Key/5.6), No. 4 (Burrell/4.6), No. 5 (Walker/4.5), No. 6 (Horston/3.9), No. 7 (Suárez/3.6) and No. 8 (Green/3.0) rebounders by average.
- A total of 1,155 of 1,797 points (64.3%) and 592 of 1,139 rebounds (52.0%) return from 2020-21.
- Also, UT returns 115 of 137 blocks (83.9%), 84 of 112 three-pointers (75%), 253 of 366 assists (69.1%), 113 of 165 steals (68.4%), 187 of 293 free throws (63.8%) and 442 of 696 field goals (63.5%).

FOUR AWARD WINNERS ARE BACK

- Tennessee has four players on its team who have earned Southeastern Conference honors during their careers.
- Rae Burrell was named All-SEC Second Team in 2020-21, while Tamari Key was selected to the SEC All-Defensive Team and Marta Suárez was chosen for the SEC All-Freshman Team.
- Jordan Horston was picked for the SEC All-Freshman Team two seasons ago in 2019-20.

NINE LETTERWINNERS & 14 PLAYERS STRONG

- All told, Tennessee has nine total letterwinners returning and welcomes five newcomers, providing the Big Orange with its largest roster since 2014-15 (14 players).
- It's also the largest collection of active players featured at Tennessee since having 14 in 2001-02.
- Sophomore guard/forward Tess Darby (2.3 ppg., 0.6 rpg.,



Rae Burrell averaged more points as a college junior (16.8 ppg.) than she did as a senior at Liberty High School in Las Vegas (14.9 ppg.)

PRESEASON NOTEBOOK (CONTINUED)

8.0 mpg.), junior center Emily Saunders (0.8 ppg., 1.1 rpg., 4.3 mpg.) and junior guard Jessie Rennie (0.7 ppg., 0.7 rpg., 0.7 apg., 8.0 mpg.) round out list of the returnees.

IMPRESSIVE FRESHMAN CLASS

- The freshman class was rated No. 9 overall/No. 2 SEC by ProspectsNation.com and No. 15 overall/No. 3 SEC by espnW.
- It includes 6-2 guard/forward Sara Puckett (Muscle Shoals, Ala./Muscle Shoals H.S.), the Gatorade Player of the Year in Alabama and recipient of WBCA All-America Honorable Mention and Jersey Mike's Naismith High School All-America Honorable Mention honors. She was ranked No. 28 by ProspectsNation.com and No. 43 by espnW.
- Winning Miss Basketball in Alabama over Puckett was Karoline Striplin (Hartford, Ala./Geneva Co. H.S.), a 6-3 forward who earned WBCA All-America Honorable Mention. She was ranked No. 39 by ProspectsNation.com and No. 45 by espnW.
- Kaiya Wynn, a 6-0 guard (Richmond, Texas/Foster H.S.), was the state's 5A Player of the Year in talent-rich Texas in her first season there after moving from Tennessee. She played in the PassThaBall Who's NXT All-American Game and the TABC and VYPE GHAGBA All-Star Games. She was ranked No. 39 by Blue Star, No. 46 by All-Star Girls Report and No. 62 by espnW.
- Brooklynn Miles, a 5-4 point guard (Frankfort, Ky./Franklin Co. H.S.), was Gatorade State Player of the Year and Miss Basketball in Kentucky. She was ranked No. 75 by All-Star Girls Report and No. 89 by ProspectsNation.com.
- All five newcomers spent the entire summer in Knoxville getting up to speed.

LADY VOL STAFF CHANGES

- The coaching staff has two new faces. To go along with returning assistant Jon Harper, Kellie Harper added veteran aides Samantha Williams and Joy McCorvey to her program.
- Williams, who features impressive career stops at DePaul, Duke and Louisville, came to UT after two seasons as head coach at Eastern Kentucky.
- McCorvey, meanwhile, joined UT after serving the past three years at Florida State and also possessing six years' experience at Michigan and another at St. John's. She served in the role of associate head coach a year ago at FSU, underscoring the valuable experience possessed by the new additions to Harper's staff.
- Williams and McCorvey replace Lacey Goldwire and Jennifer Sullivan. Sullivan was named head coach at Florida Atlantic, while Goldwire is back at Arkansas following a two-year stint at UT.
- Basketball support members who are new this season include Bryan Tatum, director of women's basketball sports performance; Liza Freundt, director of recruiting operations; and Zion Sanders, graduate assistant. Josh Theis, a former G.A., is now director of video and creative content.

PERSONNEL LOSSES FROM A YEAR AGO

- UT lost a pair of starters in 6-2 forward Renna Davis (17.3 ppg., 8.8 rpg.) and 6-4 forward/center Kasiyahna Kushkituah (6.8 ppg., 6.0 rpg.). Davis was the No. 9 overall pick of the Minnesota Lynx in the WNBA Draft, while Kushkituah played professionally in Brazil.
- Also departing were senior Jaiden McCoy (3.7 ppg., 2.3 rpg., three games) and freshman Destiny Salary (2.0 ppg., 2.4 rpg., 24 games).
- Kushkituah was a reserve center and moved into the starting lineup at the power forward position when Keyen Green, Marta Suárez and Jaiden McCoy all suffered season-ending injuries.

HARPER ATTACKS YEAR THREE AT UT

- Kellie Harper is in her third season at Tennessee and in her 18th year as a head coach, featuring an overall record of 323-226 and a mark of 38-18 during her time in Knoxville.
- Last season, she became one of only two coaches to guide four different Division I women's programs to the NCAA Tournament. She has done so at Western Carolina, NC State, Missouri State and Tennessee.
- Harper has directed her teams to 13 postseason appearances (six NCAA, 7 WNIT) and would have had No. 14 if the 2020 NCAA Tournament hadn't been canceled.
- She has guided UT to back-to-back third-place SEC finishes, defeating four ranked teams in 2020-21, including the highest ranked foe of her career (#2/3 South Carolina). That triumph was UT's biggest since an 82-75 home win over No. 2/4 Texas on Dec. 10, 2017.
- Tennessee finished No. 14 in the AP Poll and No. 16 in the USA TODAY Coaches Poll in 2020-21, suffering their fewest season losses (8) and fewest SEC setbacks since 2014-15. The inclusion in the final AP Poll was UT's first appearance there since the end of the 2017-18 campaign.

THREE FINAL FOUR TEAMS ON SCHEDULE

- Tennessee's schedule, one its most challenging in several years, features 13 games against teams that were ranked or receiving votes in the final 2021 USA TODAY Coaches Poll, including three of the participants in last year's NCAA Final Four.
- Among those squads were Final Four squads No. 1 Stanford, No. 3 UConn and No. 4 South Carolina, as well as No. 10 Texas A&M, No. 13 Georgia, No. 17 Texas, No. 18 USF, No. 21 Kentucky and No. 23 Arkansas.
- Oklahoma State, Ole Miss and Virginia Tech were in the receiving votes category, and another 2021-22 opponent, UCF, was in the receiving votes category but dropped out in the final poll.

TOUGH ON THE BOARDS UNDER HARPER

- Tennessee has been one of the nation's top rebounding teams under Kellie Harper, carding the fourth (44.97) and fifth-best (45.52) averages per game in Lady Vol history in 2019-20 and 2020-21, respectively.
- In NCAA Division I, the Lady Vols ranked No. 5 in rebound margin (12.8) and No. 6 in rebounds per game (45.52) in 2020-21, with both marks standing second among SEC teams.
- In Harper's first season of 2019-20, UT was No. 5 nationally in rebound margin (10.7) and No. 3 in rebounds per game (45.97), with those numbers again stacking up second in the SEC.

UNSUNG HERO'S SONG IS BEING SUNG

- Rae Burrell inked with Tennessee's 2018 signing class and was the only non-McDonald's All-American in the bunch. It turns out she's the only one still at Tennessee from that quartet (Burrell, Mimi Collins, Zaay Green, Jazmine Masingill) and has become the most accomplished.
- Last season as a junior, Burrell averaged 16.8 ppg. and 4.6 rpg., and she earned All-SEC Second Team honors.
- She shot 45.8 percent on field goals, 40.2 on three-pointers and 82.5 percent from the free-throw line, all easily career bests, and went 16 for 16 at the charity stripe in the final four minutes of games.
- Burrell scored in double figures in 22 of 25 games, fired in 15 or more points 17 times and hit 20+ on seven occasions, leading the team in the first two categories and ranking second in the third.
- The senior has 861 career points and is poised to become the 47th player to eclipse 1,000 for the Lady Vols.

GENERAL

STAFF

PLAYERS

REVIEW

HISTORY

FACILITIES

NCAA

SEC

RECORDS

MEDIA INFO



■ PRESEASON NOTEBOOK (CONTINUED)

KEY MAKING A NAME FOR HERSELF

- In her first two seasons on Rocky Top, Tamari Key has established herself as one of the greatest shot-blockers in program history.
- She also became one of only four Lady Vols all-time to record triple-doubles, tallying career highs of 23 points and 10 blocks while adding a season-best 10 rebounds vs. Florida on Jan. 31, 2021. The other UT players with triple-doubles are Shelia Collins (1985), Shekinna Stricklen (2010) and Jordan Reynolds (2016).
- A year ago as a sophomore, Key rejected 72 shots and averaged 2.88 blocks per game to rank No. 11 nationally in both categories. She stood third and second in the SEC, respectively, in those areas.
- Her total of 72 blocks ranked eighth in Lady Vol history, while her season average ranked second.
- Key's total of 86 and average of 2.774 in 2019-20 tie her for fifth in a season and No. 3 in season average.
- On UT's career lists, her 2.82 average ranks No. 1 at UT, while her total of 158 in two seasons puts her at No. 8 among all Lady Vols.
- UT was No. 2 nationally in blocks per game (6.9) and No. 2 in total blocks (215) in 2019-20 and No. 14 in each in 2020-21 (5.5/137).
- Key's shooting prowess has her at No. 4 in career field goal percentage (59.2) at UT, and her 62.8 effort last season would rank No. 3 all-time by a Lady Vol if she'd taken enough shots to qualify.

HORSTON DISHING WAY INTO RECORD BOOKS

- In her first two seasons at Tennessee, Jordan Horston has dished out 247 assists, averaging 4.41 per contest during her career and ranking No. 4 all-time among Lady Vols.
- A year ago, Horston dropped 104 dimes and averaged 4.16 per contest to tie for the No. 3 average among SEC players. She was the only sophomore or freshman in the top 10.
- Horston was even better in SEC play last season, dropping 4.7 assists per outing and ranking No. 2 in the league. She was the only sophomore or freshman in the top 15 in that category.



Tamari Key's prowess as a shot blocker and paint protector earned her SEC All-Defensive Team honors as a sophomore.



One of the nation's top recruits in the 2019 class, Jordan Horston earned SEC All-Freshman accolades two seasons ago and appears ready to take a big step forward in 2021-22.

- Her assist average last season (4.16) was the sixth best ever by a Lady Vol sophomore, ranking two spots up from her head coach Kellie (Jolly) Harper's second year number of 4.09.
- From her freshman season through her sophomore year, Horston lowered her turnovers per game average from 4.3 to 2.7.

GRADUATE PATCHES FOR THREE LADY VOLS

- Three Lady Vols already possess undergraduate degrees and are working toward advanced degrees. Each player proudly will wear an SEC graduate patch on her uniform this season.
- Alexis Dye earned an associate's degree at Gulf Coast State College in 2019 and a bachelor's in human services with a minor in psychology from Troy in 2021. She will pursue a master's in agricultural leadership, education and communication at Tennessee.
- Keyen Green graduated from Liberty University in May 2019 with a bachelor's degree in business administration. She completed work on a master's in agricultural leadership, education and communications at UT in May 2021 and is working on a Ph.D. in leadership studies.
- Jordan Walker graduated from Western Michigan in 2020 with a bachelor's degree in political science and a minor in communications. She is pursuing a master's degree in business administration (MBA) at UT with a concentration in entrepreneurship and innovation.

NINE LADY VOLS ON 2021 SEC HONOR ROLL

- The women's basketball program saw nine of its 13 players in 2020-21 earn SEC Academic Honor Roll recognition.
- Winter Sports Academic Honor Roll honorees included Rae Burrell, RENNIA DAVIS, Kasiyahna Kushkituah, Jessie Rennie and Emily Saunders.
- Members of the SEC First-Year Academic Honor Roll included Tess Darby, Keyen Green, Marta Suárez and Jordan Walker.



2021-22
LADY VOL STAFF



KELLIE HARPER

HEAD COACH

THIRD YEAR AT TENNESSEE/18TH YEAR AS HEAD COACH
TENNESSEE '99

THE HARPER FILE

Born: May 3, 1977

Education:

White County High School (Sparta, Tenn.); '95
B.S. (Math), Tennessee, '99

Playing Career:

Tennessee ('95-'99): Three-time NCAA champion point guard, All-SEC Second Team & H.M. All-American in '99, All-Final Four '97 & '98

Family:

Spouse: Jon Harper Children: Jackson, Kiley

As Kellie (Jolly) Harper embarks on her third season as the head coach at her alma mater, she has accomplished a feat only one other person has achieved.

Already one of just 11 Division I women's basketball head coaches to lead three different schools to the NCAA Tournament, in 2020-21 Harper took another step and joined Jim Foster as the only skippers to guide four different programs into NCAA postseason play.

Harper, who was on track to accomplish that feat in year one at UT before the COVID-19 pandemic forced the cancellation of the 2020 NCAA Tournament, has led Western Carolina, NC State, Missouri State and now Tennessee to NCAA bids. Foster did so at St. Joseph's, Vanderbilt, Ohio State and Chattanooga during a career lasting from 1978 to 2018.

In 17 complete years as a Division I head coach, Harper has led her teams to a 323-226 record and 13 postseason appearances (6 NCAA/7 WNIT) through the 2020-21 campaign. She was in position for another NCAA berth in 2019-20 before the tournament was canceled. All told, she has guided her squads to 13 top-three league finishes and four conference tourney titles along the way.

The 1999 UT graduate and former women's basketball standout did Foster one better by making her fourth NCAA-qualifying team her alma mater. It came when the Lady Vols finished No. 14/16 nationally in 2020-21 and placed third in the SEC for the second straight year, carding a 17-8 overall record and 9-4 mark in league play after being unranked in preseason polls and picked to finish sixth in the SEC. Along the way, the Big Orange women defeated four ranked teams, including Final Four semifinalist No. 2/3 South Carolina, during a season that saw fewer games played due to the impact of the pandemic.

A native of Sparta, Tenn., Harper was a point guard for the legendary Pat Summitt at UT from 1995-99, playing 132 games and piloting the Lady Vols to NCAA National Championships in 1996, 1997 and 1998. She was part of a senior class that helped the Big Orange forge a 131-17 overall record as well as win two SEC regular season titles (1998, 1999) and three SEC Tournament crowns (1996, 1998, 1999).

Year one back at her alma mater began with a valuable summer trip to Europe and victorious exhibition games in The Netherlands, Belgium and France. The 2019-20 season ended suddenly under surreal circumstances, however, as the COVID-19 global health crisis forced the cancellation of the NCAA Tournament. In between those mileposts, though, there were many accomplishments of which to be proud.

First and foremost, a foundation was built, and there was clear improvement despite an inexperienced roster. A Lady Vol team that started two freshmen most of the way and played

the majority of the season with only one returning starter from 2018-19 put together a 21-10 record and finished tied for third in the SEC at 10-6 after being picked seventh. Those numbers were up from a 19-13/7-9 (t8th) result prior to Harper's arrival, and the league placement was UT's highest since finishing first in 2014-15. She also mentored her initial two players to SEC recognition, including All-SEC First Team choice Rennia Davis and SEC All-Freshman honoree Jordan Horston. Davis added All-America honorable mention kudos.

Off the court, eight of 12 players earned SEC Academic Honor Roll recognition. During the 2020 spring semester, those team members combined for a program-best 3.48 GPA.

Harper personally enjoyed the finest start of any season in her career at 7-0 and recorded the most victories in her first season at a school with 21. She picked up her 300th overall career win vs. Alabama and surpassed her 500th contest as a head coach along the way. Her squad, meanwhile, finished second nationally in blocked shots per game (6.9), third in rebounds per game (45.97), third in defensive rebounds per game (31.2) and sixth in field goal percentage defense (33.8).

In year two for Harper at Tennessee, the 2020-21 Lady Vols climbed as high as No. 13 in the AP Poll and No. 15 in the USA TODAY Coaches Poll. They also earned a No. 3 seed in the NCAA Tournament, demonstrating progress on their climb back toward Harper's expectations. Senior Rennia Davis (first team) and junior Rae Burrell (second team) earned All-SEC accolades, while sophomore Tamari Key made the SEC All-Defensive Team and Marta Suárez was named to the SEC All-Freshman Team. Davis picked up All-America honorable mention recognition for the third time in her career, won the Senior



CLASS Award and was the No. 9 overall pick in the WNBA Draft. UT also had a program-best nine of 13 players make the SEC Academic Honor Roll.

Tennessee's achievements are more impressive considering Harper lost two starters and a reserve, all posts, to injury during the 2020-21 campaign, yet her squad kept finding ways to win against one of the nation's toughest schedules.

Only the third Lady Vol head coach in the NCAA era of women's basketball, Harper took the reins at Tennessee after six years of leading the Missouri State Lady Bears, capped by the 2018-19 season's impressive march to the Missouri Valley Conference Tournament title and magical run to the NCAA Sweet 16.

Harper guided Missouri State to NCAA appearances in 2015-16 and 2018-19 with WNIT berths on three other occasions. At previous schools, she also led North Carolina State to the NCAA Tournament in 2009-10 (plus two WNIT appearances) and guided Western Carolina to NCAA berths in 2004-05 and 2008-09 (plus two trips to the WNIT).

In 26 full seasons as a Division I head coach, assistant coach or player, Harper has made 21 postseason appearances with a combined 571-279 record, 14 NCAA Tournament appearances and seven WNIT bids.

She recorded a 118-79 won-lost record at Missouri State, claiming Missouri Valley Conference Tournament crowns in 2016 and 2019 and notching regular-season runner-up finishes in 2015-16, 2017-18 and 2018-19. After her first team at MSU finished 14-17/6-12 MVC (t6th), she never placed lower than third in the league standings or missed the postseason. Three of her last four editions there surpassed the 20-win plateau, including the 2015-16 squad that forged MSU's first NCAA appearance in a decade.

The 2018-19 MSU squad improved measurably as the season progressed, resiliently overcoming a 1-7 start to post the program's best overall record (25-10) since 2004-05 and its top league mark (16-2) since 2003-04 with a 24-3 run over the final 27 contests. The Lady Bears finished No. 24 in the final 2019 USA Today Sports Coaches Poll, which was their first national ranking in 15 years. Harper was named the Missouri Valley Coach of the Year and also was chosen as the 2019 Kay Yow Coach of the Year, which goes to the Division I women's head coach who embodies a winning spirit while displaying great character, on and off the court.

Her final Lady Bears team developed into her best one with a late season spree that included victories over No. 21 Drake, No. 24 DePaul and No. 13 Iowa State and a nine-point loss to sixth-ranked Stanford in the Sweet 16. Harper's 2018-19 squad featured only one senior and included 11 freshmen or sophomores on the 14-player roster.

Prior to her arrival at Missouri State, Harper became just the third women's basketball coach in North Carolina State history in 2009 and directed the Wolfpack to three postseason appearances and a 70-64 record during her four-year stint at the helm, including the 2010 NCAA Tournament. NC State joined Tobacco Road rivals Duke and North Carolina as the only Atlantic Coast Conference teams to score wins over the league's other 11 teams during that span and earned six top-25 victories in four seasons.

Before her tenure in Raleigh, Harper piloted Western Carolina to a 97-65 record and four postseason berths in five seasons, including a 70-31 mark her final three years in Cullowhee. The Catamounts captured the first two Southern Conference (SoCon) Tournament titles in school history while seven student-athletes captured all-conference honors during her tenure.

She earned 2007 SoCon Coach of the Year accolades and placed her squads in the WBCA Academic Top 25 on three occasions, including a fifth-place finish in 2007-08.

Prior her first head coaching job, Harper spent three seasons as an assistant at Chattanooga, helping the Mocs to three consecutive Southern Conference championships, three NCAA appearances and a combined 78-15 record under head coach



Wes Moore. She tutored four all-conference guards while at Chattanooga, including the 2004 league player of the year.

In advance of her time in Chattanooga, Harper spent two seasons at Auburn, the first as an administrative assistant before being promoted to assistant coach under Joe Ciampi for the 2000-01 campaign.

As a college player, Harper was part of a women's basketball dynasty at Tennessee. As a junior, she guided the Lady Vols to a 39-0 record and their third-straight national championship, averaging 7.6 points and 3.8 assists for the season and scoring a career-high 20 points in the national title game against Louisiana Tech. She went 4-of-5 from beyond the arc in that contest and was named to the 1998 All-Final Four Team.

Harper set an NCAA championship game record with 11 assists and dished out 20 helpers in two games for All-Final Four honors in 1997 after returning from a knee injury midway through her sophomore season. That year, the National Strength and Conditioning Association named her its Strength and Conditioning Female Student-Athlete of the Year.

For her Tennessee career, Harper scored 894 points and had 452 assists, leaving UT on the school's career top 10 lists for assists, assist average, 3-point attempts and 3-point percentage. She still ranks seventh in career assists and is 10th in 3-point percentage (.364, 99-272).

Harper was drafted by the Cleveland Rockers in the fourth round of the 1999 WNBA draft and earned her degree in mathematics that same year. She was a three-time SEC Academic Honor Roll member and earned both All-SEC Coaches Second Team and honorable mention All-America honors as a senior. She also was named to the SEC Community Service Team as a senior.

She played for her father (the late Kenneth Jolly) at White County High School in Sparta, Tenn., and was a five-time All-American during her AAU playing career. She was inducted into the UT Athletics Hall of Fame in 2009 and White County High Hall of Fame in 2012. On Dec. 24, 2019, the basketball hardwood at the new Findlay Elementary School in Sparta was dedicated as "Kellie's Court."

Harper is married to Jon Harper, an assistant coach on her staffs at Western Carolina, NC State, Missouri State and now Tennessee. The Harpers welcomed their first child, son Jackson, in November 2013, and had a daughter, Kiley, in June 2018.

HARPER'S COACHING CAREER HIGHLIGHTS & RECORDS

OVERALL

- Career record in 17 seasons as a head coach is 323-226
- She is one of only two coaches to guide four different Division I women's programs to the NCAA Tournament
- Has directed her teams to 13 postseason appearances (six NCAA, 7 WNIT)
- Her first NCAA berth as UT's coach came during the 2020-21 season. She would have accomplished that feat a year earlier if not for the NCAA Tournament being canceled due to the COVID-19 pandemic.

TENNESSEE

- Head Coach (April 9, 2019, to Present)
- Guided UT to back-to-back third-place SEC finishes, defeating four ranked teams in 2020-21, including the highest ranked foe of her career (#2/3 South Carolina)
- Tennessee finished No. 14 in the AP Poll and No. 16 in the USA TODAY Coaches Poll in 2020-21
- The 2020-21 Lady Vols (17-8/9-4 SEC) also suffered their fewest season losses (8) since 2014-15
- The 21 wins (21-10) in 2019-20 were the most she has recorded in her first year with a program
- Her UT players have been named All-SEC three times, SEC All-Freshman twice and SEC All-Defensive once in two seasons
- A program-record nine of 13 team members in 2020-21 were named to the SEC Academic Honor Roll after eight of 12 made it in 2019-20

MISSOURI STATE

- Head Coach (2013-19)
- Six-year record: 118-79
- 2019 Kay Yow Coach of the Year
- 2019 MVC Coach of the Year
- Won two MVC Tournament Championships (2016 & 2019)
- Two NCAA appearances (2016 & 2019) and three WNIT berths (2015, 2017, 2018)
- NCAA Sweet 16 (2019)
- Led Lady Bears to first national ranking in 15 years (24th in final 2019 USA Today Sports Coaches Poll)

NORTH CAROLINA STATE

- Head Coach (2009-13)
- Four-year record: 70-64
- Guided Wolfpack to three postseason appearances, including the 2010 NCAA Tournament and 2012 and 2013 WNIT
- Earned six top-25 victories in four seasons

WESTERN CAROLINA

- Head Coach (2004-09)
- Five-year record: 97-65
- Directed Catamounts to four postseason berths in five seasons, including NCAA Tournaments in 2005 and 2009
- Her teams won the school's first two Southern Conference Tournament titles in school history
- Named 2007 SoCon Coach of the Year
- Three of her squads placed in the WBCA Academic Top 25

CHATTANOOGA

- Assistant Coach (2001-04)
- Three-year record: 78-15
- Served on head coach Wes Moore's staff
- The Mocs won three straight Southern Conference titles
- Chattanooga went to three straight NCAA Tournaments
- Worked with four all-conference guards, including the 2004 SoCon Player of the Year

AUBURN

- Assistant Coach (2000-01)
- Administrative Assistant (1999-2000)
- Worked on the staff with three-time NCAA Coach of the Year Joe Ciampi
- The Tigers advanced to the 2001 NCAA Tournament Second Round

HARPER'S YEAR-BY-YEAR RECORD

Year	School	Position	Overall/Conf. (Pl.)	Postseason
1995-96	Tennessee	Player	32-49 / 9-2 (2nd)	NCAA Champs / SEC Tourney Champs
1996-97	Tennessee	Player	29-10 / 8-4 (5th)	NCAA Champs
1997-98	Tennessee	Player	39-0 / 14-0 (1st)	NCAA Champs / SEC Tourney Champs
1998-99	Tennessee	Player	31-3 / 13-1 (1st)	NCAA Elite Eight / SEC Tourney Champs
1999-00	Auburn	Admin. Asst.	22-9 / 9-5 (4th)	NCAA 2nd Rd.
2000-01	Auburn	Assistant	17-12 / 5-9 (t8th)	-
2001-02	Chattanooga	Assistant	23-7 / 14-4 (t1st)	NCAA 1st Rd. / SC Tourney Champs
2002-03	Chattanooga	Assistant	26-5 / 16-2 (1st)	NCAA 1st Rd. / SC Tourney Champs
2003-04	Chattanooga	Assistant	29-3 / 20-0 (1st)	NCAA 2nd Rd. / SC Tourney Champs
2004-05	Western Carolina	Head Coach	18-14 / 10-10 (6th)	NCAA 1st Rd. / SC Tourney Champs
2005-06	Western Carolina	Head Coach	9-20 / 8-10 (5th)	-
2006-07	Western Carolina	Head Coach	24-10 / 15-3 (t1st)	WNIT 2nd Rd.
2007-08	Western Carolina	Head Coach	25-9 / 15-3 (2nd)	WNIT 1st Rd.
2008-09	Western Carolina	Head Coach	21-12 / 14-6 (t3rd)	NCAA 1st Rd. / SC Tourney Champs
2009-10	North Carolina St.	Head Coach	20-14 / 7-7 (t5th)	NCAA 1st Rd.
2010-11	North Carolina St.	Head Coach	14-17 / 4-10 (10th)	-
2011-12	North Carolina St.	Head Coach	19-16 / 5-11 (9th)	WNIT 2nd Rd.
2012-13	North Carolina St.	Head Coach	17-17 / 7-11 (t7th)	WNIT 2nd Rd.
2013-14	Missouri St.	Head Coach	14-17 / 8-10 (t6th)	-
2014-15	Missouri St.	Head Coach	18-15 / 13-5 (3rd)	WNIT 1st Rd.
2015-16	Missouri St.	Head Coach	24-10 / 14-4 (t2nd)	NCAA 1st Rd. / MVC Tourney Champs
2016-17	Missouri St.	Head Coach	16-15 / 12-6 (3rd)	WNIT 1st Rd.
2017-18	Missouri St.	Head Coach	21-12 / 15-3 (2nd)	WNIT 2nd Rd.
2018-19	Missouri St.	Head Coach	25-10 / 16-2 (2nd)	NCAA Sweet 16 / MVC Tourney Champs
2019-20	Tennessee	Head Coach	21-10 / 10-6 (t3rd)	No NCAA Tournament Held
2020-21	Tennessee	Head Coach	17-8 / 9-4 (3rd)	NCAA 2nd Rd.



SAMANTHA WILLIAMS

ASSISTANT COACH/RECRUITING COORDINATOR

FIRST YEAR AT TENNESSEE/21ST YEAR IN COACHING
AUBURN '96

One of the nation's top coaches and elite recruiters, Samantha Williams is in her first season at Tennessee and in her 21st season in the college coaching ranks. Head coach Kellie Harper announced the addition of Williams to the Lady Vol staff on April 17, 2021.

Williams, who came to Rocky Top after two seasons impressively addressing a major rebuilding job as head coach at Eastern Kentucky University, is highly-regarded for her work with backcourt players and for attracting top players to join nationally-prominent programs, just as she did as an assistant at Louisville (2011-19) and Duke (2007-11) before being chosen at EKU.

At Eastern, Williams inherited a program that was 2-27 overall and 0-18 in the Ohio Valley Conference the year before she arrived, and she led the Colonels to 20 victories over the past two years. In her first season, Williams directed one of the biggest turnarounds in Division I basketball, as EKU won 11 games in 2019-20, nine more than the year before. It was the third-best turnaround in the nation and the largest win improvement by any first-year head coach.

The Colonels finished 11-18, 5-13 in the OVC, in 2019-20 and were 9-15, 8-12 in the OVC, during 2020-21's COVID-impacted season. Williams' final unit at EKU demonstrated continued growth and competitiveness despite a schedule that featured three ranked opponents in Louisville, Indiana and Northwestern, and a roster of 13 players, laden with seven freshmen she and her staff had recruited.

While serving as assistant head coach to Jeff Walz in Louisville from 2011-19, Williams helped guide the Cardinals to eight consecutive NCAA appearances. During her time there, Williams assisted U of L in reaching the Final Four twice, including an appearance in the 2013 title game, making four trips to the Elite 8 and advancing to the Sweet 16 six times. Louisville compiled a 236-55 record and six top-10 finishes in the national polls during her tenure.

In 2018-19, U of L was 32-4, earned a No. 1 seed in the NCAA Tournament, won a share of the Atlantic Coast Conference regular season championship for the second straight season, was ranked fifth in the nation and played in the Elite Eight.

Williams coached four WNBA Draft picks at Louisville. She also sought and signed the nation's top-ranked recruiting class in 2015, the No. 6 ranked class in 2016 and the fourth ranked class in 2017. Between 2014 and 2017, Williams and the Louisville staff welcomed nine McDonald's All-Americans to their program.

Assisting the backcourt players, Williams helped Louisville chart five straight years with a top-40 ranking in shooting percentage. The Cardinals ranked seventh in 2017-18 at 48.2 percent.

Prior to her time at Louisville, Williams was an assistant coach and recruiting coordinator at Duke with Joanne P. McCallie's staff from 2007-11. She helped the Blue Devils capture two ACC regular season championships, two ACC Tournament titles and make two appearances in the NCAA Tournament Elite Eight.

Williams was instrumental in Duke compiling three top-five recruiting classes, including the No. 1 class in the nation in 2009-10. She worked primarily with the team's perimeter players, developing a pair of All-Americans who were picked in the first two rounds of the WNBA Draft.

While working alongside Doug Bruno at DePaul as an assistant and recruiting coordinator from 2004-07, Williams helped the Blue Demons through the most successful period in school history, including three-consecutive NCAA Tournament appearances and the program's first NCAA Sweet 16 berth in 2006. The program achieved a 72-25 record (.742) during her time in Chicago.

Prior to her stint at DePaul, the 1996 Auburn graduate returned to her alma mater and spent the 2003-04 campaign as an assistant on the Plains working alongside her college coach Joe Ciampi in his final season. The Tigers posted a 22-9 record and advanced to the second round of the NCAA Tournament, with Williams help-

THE WILLIAMS FILE

Born: Sept. 24, 1973

Education: DuPont Manual High School (Louisville, Ky.)
B.S., Auburn, '96

Playing Career: Auburn ('92-'96): Four-year starter, captain as junior and senior, U.S. Jr. National Team bronze medalist at R. William Jones Cup, ABL pro player with San Jose Lasers (1996-97)

ing mentor a pair of All-SEC (coaches and AP) players that year. Williams began her collegiate coaching career as an assistant at St. Louis during the 2001-02 season. In 2002-03 she served as an assistant coach at Columbus State University, helping the Cougars to a 28-4 record, a Peach Belt Conference regular season championship and a trip to the NCAA Tournament.

Born in Luverne, Ala., and spending her high school years in Louisville, Kentucky, Williams was a four-year starter on the court at Auburn from 1992-96, serving as co-captain as a junior and a senior. She led Auburn to three NCAA Tournament appearances, including two Sweet 16 trips and an Elite 8 berth. Williams set the program record for career three-point field goals (161), and she finished her career with 1,106 points, 495 rebounds and 323 assists.

While at Auburn, Williams played for the U.S. Junior National Team that won the bronze medal at the R. William Jones Cup in Taipei, Taiwan.

After her collegiate career, Williams played one season of professional basketball in the American Basketball League with the San Jose Lasers (1996-97).

Williams was a first-team Parade, and Street and Smith All-American, in addition to a USA Today Super 25 honoree, while playing basketball at DuPont Manual High School in Louisville.



GENERAL

STAFF

PLAYERS

REVIEW

HISTORY

FACILITIES

NCAA

SEC

RECORDS

MEDIA INFO





JON HARPER

ASSISTANT COACH

THIRD YEAR AT TENNESSEE/21ST YEAR AS AN ASSISTANT AUBURN '99

Jon Harper is in year three at Tennessee and season 21 as an assistant coach, including his 18th campaign as an assistant to spouse Kellie Harper after he joined the Lady Vol staff on April 15, 2019.

During Harper's two seasons on Rocky Top, UT has forged a combined 38-18 overall mark and 19-10 record in SEC play, notching a pair of third-place league finishes and advancing to the SEC Tournament semifinals in 2021 for the first time since 2016. UT defeated four ranked opponents in 2020-21, including No. 2/3 South Carolina, and earned a No. 3 seed in the NCAA Tournament. The Lady Vols finished 17-8 overall and 9-4 in SEC games, ending the year ranked No. 14 in the AP Poll and 16th in the USA TODAY Coaches Poll.

UT has mentored players who also have earned recognition for their efforts. Rennie Davis earned All-SEC First Team and All-America honorable mention from AP, USBWA and WBCA the past two seasons. Rae Burrell picked up All-SEC Second Team accolades in 2021, while Jordan Horston (2020) and Marta Suárez (2021) made the SEC All-Freshman Team, and Tamari Key became UT's first member of the SEC All-Defensive Team since 2012 with her recognition in 2021.

The first recruiting class signed by the current staff, which was amazingly wrapped up during the midst of the pandemic in 2020, produced 2020-21 starters in true freshman forward Marta Suárez, graduate transfer post Keyen Green from Liberty and graduate transfer point guard Jordan Walker from Western Michigan. The four-player signing group in 2021 has been rated No. 9 by ProspectsNation.com and No. 15 by HoopGuriz/ESPNW.

Tennessee's pursuit of excellence does not all take place on the court. The program, which has an all-time 100-percent graduation rate, put eight on the SEC Academic Honor Roll in 2020 and had a program-record nine in 2021.

In six seasons at Missouri State, his previous stop, Harper mentored players who earned a total of 15 All-Missouri Valley Conference selections, including two-time first-team picks in Kenzie Williams and Liza Freundt, 2016 MVC Player of the Year and Defensive Player of the Year Tyonna Snow, 2018 first-team selection Alexa Willard and 2019 first-team choice Danielle Gitzen.

The Lady Bears accumulated 118 wins, five top-three MVC finishes and five postseason berths with Harper on staff, including a 2016 NCAA Tournament appearance after a 24-10 record and MVC Tournament championship and a 2019 NCAA Tournament Sweet 16 finish with a 25-10 record and MVC tourney title.

While at North Carolina State from 2009-13, Harper tutored four different players to a combination of All-Atlantic Coast Conference, All-ACC Freshman, all-tournament honors and a league Freshman of the Year award. Harper helped a team that was predicted to finish ninth in the ACC to a fifth-place finish and NCAA Tournament berth in 2010, as well as a pair of WNIT appearances his final two seasons there.

Prior to NC State, Harper spent five years as an assistant coach at Western Carolina with Kellie, and before that three seasons at Chattanooga, before heading to WCU with Kellie for the 2004-05 campaign.

During his time at Western Carolina, Harper worked with the backcourt players and helped produce five all-conference selections and the Southern Conference's Defensive

THE HARPER FILE

Born: May 1, 1976

Education: Tucker High School (Stone Mountain, Ga.)
B.S., Auburn '99

Family: Spouse: Kellie Harper
Children: Jackson, Kiley

Player of the Year in 2008. The Catamounts advanced to the postseason four of his five years on staff, including a pair of NCAA Tournament berths.

Harper got the coaching bug while serving as a practice player and then manager at Auburn for three seasons from 1996-99, and he worked his way up to numerous administrative responsibilities with the team.

While he was at Auburn, the Lady Tigers compiled a 58-29 record that included the 1997 SEC Tournament Championship and a pair of NCAA Tournament berths in 1997 and 1999.

Harper joined the Auburn team as a practice player and then manager, starting in 1996-97, and worked up to head manager in 1998-99. That season, he was charged with increasing responsibilities that included overseeing the male practice players that scrimmaged the Lady Tigers. He eventually served an internship with the coaching staff.

Harper earned his bachelor's degree in health promotion/sports management in March 1999 and in May of that year married the former Kellie Jolly. After receiving his degree, Harper taught physical education and was an assistant football coach at Lee-Scott Academy in Auburn. He then moved into private business before joining the basketball coaching ranks on the Chattanooga staff.

The Harpers welcomed their first child, son Jackson, in November 2013, and had a daughter, Kiley, in June 2018.





JOY MCCORVEY

ASSISTANT COACH

FIRST YEAR AT TENNESSEE/11TH YEAR AS AN ASSISTANT ST. JOHN'S '10

A rising star in the profession, Joy McCorvey is in her first year at Tennessee and in her 11th season in the college coaching ranks. Her résumé features nine seasons of 20+ wins. In every campaign except 2020, when COVID-19 forced a halt to competition, those teams went on to postseason play.

McCorvey came to the Lady Vol program after spending the past three seasons at Florida State on Sue Semrau's staff. When Semrau took leave for the 2020-21 campaign to care for her ailing mother, McCorvey was elevated to associate head coach.

At FSU, McCorvey played a key role in both player development and recruiting for the Seminoles. In 2020-21, she was instrumental in the rapid development of Morgan Jones, personally coaching and helping mold the 6-foot-2 guard into one of the best players in the ACC. Jones averaged 12.8 points, 6.3 rebounds, shot 45.4 percent from the floor and tied for the team lead with 23 steals in a career year where she took an enormous step, earning All-ACC First Team honors, ACC All-Defensive Team accolades and WBCA All-America Honorable Mention acclaim.

McCorvey also made direct contributions in 2019-20. Her efforts were key in the rise of All-America forward Kiah Gillespie, who finished a tremendous two-year run with FSU by averaging 15.6 points, 8.7 rebounds and shooting 45.1 percent from the floor. The development of freshman center River Baldwin was also evident in 2019-20, as she won ACC Rookie of the Week twice.

With McCorvey handling the team's recruiting efforts and low-post play, Florida State made large strides in both areas under her watch. The Seminoles' 2019 signing class consisted of five-star players Baldwin and Sammie Puiuis as well as top-20 post player London Clarkson. The 2021 group included four-star prospects in point guard O'Mariah Gordon and forwards Makayla Timpson and Mariana Valenzuela.

Gillespie and Valencia Myers enjoyed standout seasons in 2018-19 under the guidance of McCorvey. Gillespie earned WBCA All-America honors and grabbed a spot on the All-ACC Team. Myers, in her first season, made the All-ACC Freshmen Team and emerged as one of the nation's most feared shot blockers with 54 rejections.

McCorvey played a big role in helping coach a Seminole squad that had to replace its entire starting five in 2018-19 to a 24-9 overall record and a 10-6 mark in the ACC. Despite entering the year with a majority of new faces and depleted depth due to injuries, FSU was able to make its 14th NCAA Tournament appearance in the last 15 seasons.

Prior to her stint in Tallahassee, McCorvey helped elevate the Michigan women's basketball program during her six seasons in Ann Arbor, assisting her college head coach Kim Barnes Arico in that endeavor. The Wolverines made six postseason appearances during that time, including the capturing of the 2017 WNIT title.

One of her responsibilities during her time at Michigan was the development of the post players, helping pave the way for a second-round NCAA Tournament appearance for the Wolverines in 2017-18. Michigan led the Big Ten that season in rebound margin at +8.5 per game, a statistic in which Florida State also excelled.

A special 2016-17 season in which Michigan set its program mark with 28 wins included helping former post player Cyesha Goree receive her second consecutive All-Big Ten Second Team honor. McCorvey's established résumé also includes coaching five different players to eight All-Big Ten honors.

A standout player at St. John's from 2006-10, McCorvey was hired at her alma mater for the 2011-12 season and spent a year on Barnes Arico's staff there prior to making the move to Michigan.

McCorvey worked primarily with the post players and helped guide the Red Storm to a 24-10 overall record and a second-place finish in the final BIG EAST Conference standings with a

THE MCCORVEY FILE

Born: July 15, 1988

Education: T.R. Miller High School (Brewton, Ala.)
B.S., St. John's, '10

Playing Career: St. John's ('06-'10): Team captain, three-time Big East Academic Team, one of four SJU players with 700 career points and boards

13-3 league record. The Red Storm, which upset UConn on Feb. 19, 2012, 57-56, and ended the Huskies' 99-game home winning streak, made its third straight NCAA berth and advanced to the program's first Sweet 16 appearance.

Before entering the coaching ranks, McCorvey made a name for herself as one of the Red Storm's finest leaders, both on and off the court, during her four years as a student-athlete. She was instrumental in lifting St. John's into the national spotlight, leading the team to three postseason runs. As a senior in 2009-10, McCorvey was part of one of Barnes Arico's most successful teams, as the Red Storm finished with a 25-7 overall record and advanced to the Second Round of the 2010 NCAA Tournament.

A captain at St. John's, she was a three-time Big East All-Academic Team selection (2007-10), a top 30 candidate for the 2010 Lowe's® Senior CLASS Award, a member of St. John's University's prestigious President's Society and was the 2008 recipient of the St. John's University Marianne Noonan Memorial. She earned a bachelor's in childhood education from St. John's in 2010.

The native of Brewton, Alabama, and graduate of T.R. Miller High School, is just one of four St. John's players to amass more than 700 points and 700 rebounds.



GENERAL

STAFF

PLAYERS

REVIEW

HISTORY

FACILITIES

NCAA

SEC

RECORDS

MEDIA INFO





CATHERINE GREENE

DIRECTOR OF BASKETBALL OPERATIONS

THIRD YEAR AT TENNESSEE
NORTH CAROLINA '08

Catherine Greene is in her third season as director of basketball operations for the Lady Vol program, joining the staff on May 31, 2019.

She arrived on Rocky Top after serving from 2017-19 as the director of student-athlete enrichment for the University of North Carolina women's basketball program. She was responsible for a variety of tasks within the program, including community engagement, community outreach, social media oversight, academics, marketing liaison, team building and career development in preparing student-athletes for life beyond basketball.

Greene is active within the Women's Basketball Coaches Association (WBCA), specifically organizing the director of operations sessions at the 2016 & 2017 conventions, and was a presenter in both 2014 & 2016.

She is also an active member in Women Leaders in College Sports (formerly NACWAA). Greene attended the Women's Leadership Symposium in 2014 and the Institute for Administrative Advancement in 2016.

Previously, Greene spent five seasons as a member of the Georgia Tech women's basketball program, the last four years as the director of women's basketball operations. Greene oversaw all aspects of the program's day-to-day operations as well as the Yellow Jackets' team travel, promotional and fundraising efforts, community service initiatives and community relations.

Greene took on leadership roles within the Georgia Tech Athletic Association as a member of the department's culture committee and senior staff.

She joined the Tech staff for the 2012-13 season as associate director of basketball operations after spending the previous two and a half years working full-time in event operations at North Carolina.

During her time at UNC, Greene served as director or co-director of more than 10 NCAA or ACC postseason championship events. She also worked as the game day manager for the Tar Heels' men's and women's soccer, field hockey, women's basketball, men's and women's lacrosse and baseball teams.

Greene graduated from North Carolina in 2008 with Bachelor of Arts degrees in sociology and from the School of Journalism and Mass Communication with a public relations concentration. She earned a Master of Arts in exercise and sport science with a sport administration specialization in 2010.

Greene, who hails from Gastonia, N.C., served as a manager for the Tar Heels' women's basketball team and was the head manager for three years. During that time, the Tar Heels won four ACC Championships and advanced to the 2006 and 2007 Final Fours. As a graduate student, Greene was a graduate student assistant for the women's team for one season before serving as the graduate intern for the Dean E. Smith Center.



LIZA FRUENDT

DIRECTOR OF RECRUITING OPERATIONS

FIRST YEAR AT TENNESSEE
MISSOURI STATE '18

In her first season at Tennessee in 2021-22 is Liza Fruendt, who will serve as director of recruiting operations on the staff of her college head coach, Kellie Harper.

Fruendt comes to Rocky Top after spending the last year as a senior associate consultant for Cerner Corporation. Prior to that, she served two seasons as a graduate assistant with the women's basketball program at the University of Missouri-Kansas City. While with the Roos, she became versed in video production and scouting technology, consulted with staff on various aspects of recruiting, implemented social media strategy and also assisted with other day-to-day duties.

A standout on teams coached by Harper while she was at Missouri State, Fruendt excelled both on and off the court as a Lady Bear. She was named to the Missouri Valley Conference All-Freshman Team (2015), All-MVC First Team (2017, 2018) and MVC Scholar-Athlete First Team (2017, 2018).

Fruendt scored 1,656 career points, good for seventh on MSU's all-time list. The Batavia, Illinois, native also finished her career in the top 10 all-time in field goals and three-pointers. She is one of five Lady Bears to score 1,500 points and record 400 rebounds and 200 three-pointers. During her junior year, Fruendt scored 46 points on March 2, 2017, at No 22 Drake, the fifth-best total in school history behind only Jackie Stiles, and fourth-highest mark in NCAA Division I in 2016-17.

Fruendt is a 2018 graduate of Missouri State with a bachelor's degree in business administration and earned a master's in business administration in 2020 from Kansas City. She has a brother, Nick, who played at Northwestern University and a sister, Sara, who played at the University of Dubuque. All three Fruendt siblings attended Batavia High School, where Liza scored a school-record 1,921 points.



HEATHER ERVIN

DIRECTOR OF PLAYER RELATIONS & ADMINISTRATION

SIXTH YEAR ON STAFF/20TH YEAR AT TENNESSEE
TROY '97

Heather Ervin is in her sixth season as a member of the UT women's basketball staff, and in her third season as the director of player relations and administration.

She made a return to college athletics after serving as the program administrator at the UT Center for Information and Communication Studies in the College of Communication from March 2015 to July 2016.

Prior to that, Ervin worked in athletic administration at UT for 13 years, from 2001-14. She was promoted in 2009 to assistant director of football operations, as the only female in the Southeastern Conference to hold that position. Ervin has a wealth of knowledge in the sports industry not only as a former student-athlete but as a coach and administrator as well.

A member of the WBCA and Women Leaders in College Sports, Ervin's responsibilities include providing mentorship and serving as the academic liaison for the Lady Vols. Additionally, she is involved with facility projects and campus housing as well as providing marketing insight.

Previous responsibilities have included assisting with all aspects of day-to-day recruiting operations, updating the recruiting boards and assisting with official and unofficial visits. She also was responsible for managing pre- and post-signing paperwork as well as organizing prospect evaluations and managing the coaches' recruiting travel.

Ervin's responsibilities in her previous role in athletics were to manage the head football coach's daily schedule

while also providing administrative support to the director of football operations and the senior associate athletics director for football administration. Ervin also was responsible for arranging summer employment opportunities for student-athletes and working closely with the Thornton Center in monitoring student-athletes' class attendance.

In addition, she served as chief liaison for all player family event functions as well as managing a website designed for players' families. Ervin also was substantially involved with official and unofficial on-campus recruiting visits.

The Sweetwater, Tenn., native holds both a bachelor's degree in health and human services and a master's degree in foundations of education with an emphasis in sports management from Troy University, where she played basketball and later served as a graduate assistant basketball coach for two years.

Prior to that, she played two seasons at Hiwassee College in nearby Madisonville, Tenn. While there, Ervin helped the Tigers to a combined 57-10 record and two trips to the NJCAA national tournament.

During her playing days at Sweetwater High School, the former Heather Lenoir was a multi-sport athlete in basketball, softball and track and field. She set 12 track records and still owns nine of those today.

Ervin and her husband, Harry, reside in Maryville and have two daughters: Jasmine (18) and Jada (14).



JOSH THEIS

DIRECTOR OF VIDEO & CREATIVE CONTENT

THIRD YEAR AT TENNESSEE/FIRST YEAR IN CURRENT ROLE
XAVIER (OH) '19

Josh Theis is in his third season with the Lady Vol program but in his initial year in a full-time capacity, accepting a role in May of 2021 and serving as director of video and creative content.

Theis, who served as a graduate manager with the Lady Vols from 2019-21, worked alongside the recruiting coordinator and coaching staff to create graphics and videos for use in recruiting and social media. He will now take on a leadership role in that area as well as in the realm of team video.

In addition to creating and developing recruiting content, he will assist in cultivating image and branding for Tennessee women's basketball, its student-athletes and coaches.

The Cincinnati, Ohio, native received his undergraduate degree in graphic design in 2019 from Xavier Univer-

sity. He spent four years with the Xavier men's basketball team as a student program assistant, working with a squad that made an NCAA Elite Eight appearance in 2017 and won the BIG EAST regular season championship in 2018. He earned a master's degree in sports management from the University of Tennessee in May 2021.





BRYAN TATUM

DIRECTOR OF WBB SPORTS PERFORMANCE

FIRST YEAR AT TENNESSEE
WEST LIBERTY '05

Bryan Tatum is in his first year with the Tennessee women's basketball program, coming aboard Kellie Harper's staff as the director of basketball sports performance on June 11, 2021.

Tatum spent the past seven years as an assistant athletic performance coach at Auburn, working with the Tiger football team. He and Harper have worked together previously at two stops along her coaching path. He was on her staff from 2008-10 at Western Carolina and provided his expertise at NC State from 2011-13.

Joining the Auburn football program in 2014, Tatum possesses 15 years of collegiate coaching experience with a mindset of growth and development meshed with a slight-edge philosophy. That viewpoint, which holds that "consistently repeated daily actions, plus time, equal un-conquerable results," comes from the book "The Slight Edge" by Jeff Olson.

Tatum arrived at Auburn from NC State, where he was an assistant strength and conditioning coach for three years from 2011-14, working with women's basketball, wrestling, men's and women's golf, and rifle.

Prior to his time in Raleigh, he was the assistant strength and conditioning coordinator at Western Carolina (2008-2010), assisting with football and coordinating

women's basketball, women's soccer, softball, volleyball, women's tennis, men's and women's cross country, track and field and cheerleading.

Tatum spent two years as a graduate assistant strength and conditioning coordinator at Western Kentucky (2006-2008), assisting with football while coordinating men's and women's soccer. He completed a master's degree in exercise physiology from WKU in 2008.

He played football at West Liberty (W. Va.) State College and earned his bachelor's degree in exercise physiology with a minor in physical therapy in 2005. A team captain as a junior and senior, he was part of the 2000 West Virginia Intercollegiate Athletic Conference champions. In 2002, he was an All-WVIAC selection at defensive back.

Following graduation, Tatum completed an internship at Notre Dame before returning to his alma mater as a strength and conditioning coach while also serving as an assistant football and co-head track and field coach.

Tatum holds a number of professional certifications, including RSCC, CSCS, USAW, USATF, ISSC, SAQ, FMS, CES, MAT, RPR-2, FRCMS and TPI. He is married to the former Alison Poe of Barboursville, West Virginia, and they have four children: Jaxson, Jett, Hensley and Jude.



CASI DAILEY

ASSOC. DIRECTOR OF SPORTS MEDICINE

SECOND YEAR ON STAFF/FIFTH OVERALL YEAR AT TENNESSEE
HOPE '08

Casi Dailey is in her second season at the University of Tennessee as an associate director of sports medicine and oversees the medical care for the Lady Vol basketball team.

Dailey, who had a previous stint at UT from 2008 to 2011 as a graduate assistant and intern, returned to Knoxville from North Carolina State University, where she was employed from 2012-20. In her first season in Raleigh, she worked alongside Kellie and Jon Harper as part of the Wolfpack basketball staff.

During her eight years at NC State, Dailey worked primarily with a women's basketball program that claimed the 2020 ACC Tournament and posted back-to-back NCAA Sweet 16 appearances in 2018 and 2019. She also assisted the softball team and served as the treasurer for the ACC Sports Medicine Association from 2018-20.

Dailey received her bachelor's degree in athletic training in 2008 from Hope College in Holland, Mich., and be-

came a certified athletic trainer. She then attended UT, where she earned a master's in sport management in 2010, with her master's project entitled "An ATC's Guide to Eating Disorders in Female Collegiate Athletics."

As a graduate assistant at Tennessee, Dailey worked with the 2009 NCAA champion Lady Vol track & field team as well as the women's golf and women's tennis programs. After earning her master's from Rocky Top, Dailey stayed an additional year as an intern athletic trainer.

Dailey has completed all three of the classes offered by the Kinesio Tape Association International. She is BFR certified through Owens Recovery Science. She also has completed the first module of Graston courses. In 2018, she became an Advisory Council member for the College Athletic Trainers Society. She also is a member of the NATA.



ZION SANDERS

GRADUATE ASSISTANT

FIRST YEAR AT TENNESSEE
IOWA '21

In her first season at Tennessee is Zion Sanders, who will serve as a graduate assistant on Kellie Harper's staff in 2021-22. She is a beneficiary of the Steve & Kaye Maynard Women's Basketball Graduate Assistant Scholarship Fund.

Sanders came to Knoxville from Iowa City, Iowa, where she was a four-year letterwinner in women's basketball for the University of Iowa. A participant in the WBCA's "So You Want To Be A Coach" program, she served as a team captain on Lisa Bluder's 2020-21 squad and earned a degree in psychology in 2021.

Playing in 63 games during her career, Sanders helped Iowa to three NCAA Tournament appearances. It would

have been four if not for the cancellation of the 2020 post-season due to the COVID-19 health pandemic.

A native of Evansville, Ind., Sanders graduated from Central High School, where she was a two-time all-state and all-city selection in hoops. She comes from a very athletic family, with her mom (Ulanda), dad (Vincent) and sister (Zuriel) playing collegiately at Georgia, South Carolina State and Texas Tech, respectively. Her brother (Zebrie) played football at Florida State and was drafted by the NFL's Buffalo Bills.

BASKETBALL SUPPORT STAFF



RIANE GRIFFIN
MANAGER



JOSH KECK
MANAGER



JALEN MERRICKS
MANAGER



ZACH PATTON
MANAGER



SAMANTHA SCALISE
MANAGER



OLIVIA SCHEFFLER
SPORTS MEDICINE



SYDNEY STAPLETON
SPORTS MEDICINE

STUDENT STAFF

FULL-TIME STAFF



AMANDA FERNANDEZ
SPORTS NUTRITION



KIMBERLY HOOD
MEDIA RELATIONS
(SECONDARY)



DENISE JILKA
ACADEMIC SUPPORT



DR. AMBER LUHN
TEAM PHYSICIAN



CHRISTIBETH PAUL
VFL FILMS



JONATHAN THOMPSON
SPORTS PERFORMANCE
(ASSISTANT)



ERIC TRAINER
MEDIA RELATIONS
(PRIMARY)



ANGIE BOYD KECK

SR. ASSOCIATE A.D./SR. WOMAN ADMINISTRATOR

27TH YEAR AT TENNESSEE
TENNESSEE '94

Senior Associate Athletics Director Angie Boyd Keck works closely with SEC and NCAA staff as UT's Senior Woman Administrator and also serves as the sport administrator for women's basketball, men's and women's golf and volleyball.

Among her duties, she monitors and directs sports programs in all aspects of operations, budget planning, resource allocation and scheduling. She approves and monitors practice, competitive schedules and NCAA time management legislation as well as advising the director of athletics on all matters concerning assigned sports programs.

Additionally, she manages and facilitates administrative situations associated with those sports, conducts evaluations of assigned coaches and oversees the general conduct of the program, including player/coach relationships, event management, travel conditions and criteria, competitiveness and student-athlete behavior and conduct.

She also shoulders responsibilities related to camp/clinic administration and finances. Keck assists with facility renovation and construction designs, fundraising for new facilities and renovations, and she also provides input for marketing plans and promotions for assigned sports.

Immediately prior to assuming her current post, she served as an associate AD—most recently for Business &

Internal Affairs—from 2008-19. She took on the role of SWA in the summer of 2019.

In the fall of 2019, Keck began a four-year term on the NCAA Division I Women's Volleyball Committee. She also has served on UT's exempt staff council, the Work Culture Improvement Team and is a member of Women's Leaders in College Sports.

Keck began her career in intercollegiate administration in 1994-95, when she was the assistant women's golf coach with the Lady Vols. Prior to her coaching stint, she was a member of the inaugural Tennessee women's golf team in 1992. Keck (then Angie Boyd) captained the 1993-94 squad to a 13th-place NCAA finish in 1994. She was named to the SEC Academic Honor Roll in both her years as a player and earned a spot in the Lady Vols Hall of Fame (now the University of Tennessee Athletic Hall of Fame) in the Fall of 2005.

A 1994 graduate of Tennessee, Keck earned her bachelor's degree in Public Administration. In 1997, she received her master's in Sport Administration from UT.

Keck and her husband, Kelly, reside in Dandridge, Tennessee. They have a son, Josh, and a daughter, Sidney.



DR. DONALD BRUCE

FACULTY ATHLETICS REPRESENTATIVE

23RD YEAR AT TENNESSEE
DREW UNIVERSITY '94

Donald Bruce is the Douglas and Brenda Horne Professor of Business in the Center for Business and Economic Research (CBER) and the Department of Economics at UT Knoxville.

He joined the UTK faculty in 1999 after receiving his M.A. and Ph.D. in Economics from Syracuse and his B.A. with honors in Economics from Drew University.

As a CBER economist, Dr. Bruce regularly provides objective, non-partisan policy research and evaluation under contracts with an array of government agencies at the federal and state levels. His recent work in CBER has included an ongoing evaluation of Tennessee's welfare program, Families First, for the Tennessee Department of Human Services, an analysis of teacher supply and demand in Tennessee for the Governor's Office of Education Policy, and a forecast of expenditures on Tennessee Education Lottery Scholarships for the Tennessee Higher Education Commission.

In addition to his CBER research, Dr. Bruce studies the economic and behavioral effects of tax policies on such things as small business activity and owner-occupied housing. His work has been presented and published in a variety of academic journals, edited volumes, and professional meetings. He has testified before Congress on

the topic of Internet taxation, and he presented his work on taxes and small business activity before the President's Advisory Panel on Federal Tax Reform in 2005.

Dr. Bruce regularly teaches graduate and undergraduate courses on the economics of taxation and the economics of health and health care. He has recently served as the Director of Graduate Studies in Economics and the Director of the Undergraduate Major in Public Administration. Before becoming Faculty Athletics Representative, Dr. Bruce served for two years as chair of the Athletics Board's Fiscal Integrity and Long-Range Planning Committee. He has also served as chair of the UTK Faculty Senate's Budget and Planning Committee. Dr. Bruce is an active member of the National Tax Association, the International Institute of Public Finance, and the American, Southern, and Western Economic Associations. His community service has included numerous economic and policy presentations for state and local organizations, and he currently serves as Chairman of the Board of Innovative Education Partnership, the non-profit governing body of the Clayton-Bradley STEM Academy in Blount County.

Dr. Bruce lives in Walland, Tenn, with his wife Jennifer, a mathematics teacher at Clayton-Bradley, and their daughter, Annie.

** Dr. Matt Harris is serving as Tennessee's acting Faculty Athletics Representative in 2020-21 while Dr. Don Bruce is on sabbatical.*



DR. DONDE PLOWMAN

UT KNOXVILLE CHANCELLOR

THIRD YEAR AS CHANCELLOR AT TENNESSEE
SMU, '74

Donde Plowman has served since 2019 as chancellor of the University of Tennessee, Knoxville, the state's flagship land-grant research university. The campus includes the UT Institute for Agriculture and the UT Space Institute.

Plowman oversees a campus budget of \$1.3 billion as well as 31,701 students, 1,626 faculty members and 5,732 staff members. The campus includes 11 colleges offering more than 900 degree programs and a physical plant consisting of 910 acres and 294 buildings.

Plowman is recognized as a transformational leader in higher education and is known for building effective high-energy teams that deliver meaningful results. Before returning to UT as chancellor, she held leadership roles at UT and at the University of Nebraska-Lincoln, guiding the development of innovative programs that expanded enrollment, budget, reputation, and philanthropy. She is recognized for building collaborative cultures that drive strategic change and outstanding performance.

The COVID-19 pandemic hit just seven months after Plowman became chancellor, and her focus shifted to leading the campus through a major disruption. UT opened for the return of students in fall 2020 and

successfully delivered programs that kept students safe and on track for graduation. The campus was recognized by *Campus Magazine* as one of the top-10 universities in the country for its COVID-19 response, and Plowman was named among the *Knoxville News Sentinel's* Healthcare Heroes for leading through the pandemic with clear and innovative communication.

In her first two years as chancellor, she has led the university in increasing first-year enrollment by more than five percent each year—at a time when the national average is a decline of 16 percent—as well as the development of a new strategic vision, a new branding campaign, the launch of the UT-Oak Ridge Innovation Institute and a new partnership with Oak Ridge National Laboratory for growing research collaborations.

Her role as chancellor includes oversight of Tennessee Athletics, a \$130 million operation where she has provided decisive and timely leadership. In 2020, she was selected by her peers in the Southeastern Conference to represent the SEC as a member of the NCAA Presidential Forum.



GENERAL

STAFF

PLAYERS

REVIEW

HISTORY

FACILITIES

NCAA

SEC

RECORDS

MEDIA INFO





DR. DANIEL J. WHITE

VICE CHANCELLOR/DIRECTOR OF ATHLETICS

SECOND YEAR AT TENNESSEE
NOTRE DAME '02

Danny White's innovative and forward-thinking approach to the rapidly evolving landscape of intercollegiate athletics primed University of Tennessee Chancellor Donde Plowman to name him Vice Chancellor/Director of Athletics on Jan. 21, 2021.

Boasting a literal lifetime of experience in the industry, White, 41, oversaw a period of unprecedented competitive, academic and service excellence at the UCF from 2015-21. Prior to that, White served as the AD at Buffalo from 2012-15.

"Danny White is an innovative leader in college athletics with a strong track record in recruiting and developing leaders," Plowman said. "He brings the combination of winning attitude, competitive drive and dedication to integrity and academics that we are looking for."

White's departmental successes have earned him numerous awards—a *Sports Business Journal* 40 Under 40 honoree in multiple years, a spot on the *Orlando Business Journal* 40 Under 40 list, multiple selections as one of the 50 Most Powerful People in Orlando by *Orlando Magazine* and he was a finalist for the 2018 SBJ Athletics Director of the Year award.

A native of New Orleans, White was named a NACDA Athletics Director of the Year in the spring of 2019. In 2018, SBJ named him one of the six most influential people in sports business, while *Orlando Magazine* tabbed him as the area's most powerful person in sports. In 2020, Stadium rated White No. 4 nationally on its list of athletics directors based on the combined success of his coaching hires in football and men's basketball.

Six days after he was named AD at Tennessee, White announced the hiring of Josh Heupel as the Volunteers' 27th head football coach. Heupel had spent the previous three years working alongside White as head coach at UCF, where he compiled an impressive 28-8 (20-5 AAC) record.

From a competitive standpoint, White's first semester at Tennessee—the spring of 2021—was extraordinary. The combined 470.5 NACDA Learfield IMG College Directors' Cup points collected by Tennessee teams was UT's highest spring points total in the 28-year history of the Directors' Cup.

That spring success was highlighted by the baseball team qualifying for the College World Series and men's tennis winning the SEC Tournament, advancing to the semifinals of the NCAA Championships and earning a No. 4 year-end national ranking.

Prior to White's transition to Knoxville, UCF was the only NCAA Football Bowl Subdivision program that saw each of its sports produce winning records (among the 10 Knights programs with win-loss records) in 2017-18, 2018-19 and the COVID-shortened 2019-20 athletic year.

AN INNOVATIVE EDGE

White has proven adept at cultivating game-changing gift commitments made to athletics. Less than five months into his AD tenure at Tennessee, he oversaw the launch of the My All Campaign, a \$500 million comprehensive fundraising initiative.

In fiscal year 2020, UCF produced record numbers of gifts received and overall commitments. The \$35.5 million in 2020 commitments was more than four times what UCF raised just four years earlier.

Under White's leadership, UCF established a unique relationship with Walt Disney World Resort that provided annual access to Disney for all Knights' student-athletes. White

also developed plans for McNamara Cove, an aquatic recovery facility, lazy river and pool adjacent to Spectrum Stadium that will double as a year-round hospitality venue.

UCF secured football host-site privileges for an ESPN College GameDay broadcast—an honor traditionally reserved for football's fraternity of powerhouse programs—in 2018, and 247Sports rated Knights' home games fourth nationally in terms of home stadium experiences.

Other highlights of White's UCF tenure included the athletics department bringing its multimedia rights and corporate partnerships in-house and an extended and improved apparel and shoe agreement with Nike. He also secured naming-rights deals for both the UCF football field and basketball court. The Knights in 2019 (for the first time) sold out their allotment of football season tickets at Spectrum Stadium, creating a waiting list and prompting potential stadium expansion plans.

"Danny's leadership, vision and record of sustained achievement will no doubt effectively guide the future of the University of Tennessee athletics program," Southeastern Conference Commissioner Greg Sankey said.

RIISING TO THE AD CHAIR

A former college basketball student-athlete at Towson and Notre Dame, White quickly ascended in the ranks of college athletics leadership. Prior to his first athletics director opportunity at Buffalo, he was senior associate athletics director at Ole Miss from 2009-12. He previously served two years as associate athletics director for development at Fresno State (2007-09) and one as assistant athletics director for development at Northern Illinois (2006-07).

Before pivoting to athletics administration, White spent one year as the director of basketball operations and another year as an assistant coach with the Ohio University men's basketball program.

White graduated from Notre Dame in 2002 with a bachelor's degree in business administration. He earned master's degrees in both business administration and sports administration from Ohio University and completed a doctorate degree in higher education from Ole Miss in 2016.

White comes from a family deeply involved in intercollegiate athletics. His father, Kevin, was the longtime vice president and director of athletics at Duke (and previously held that same role at Notre Dame, Arizona State, Tulane, Maine and Loras College). His brother, Michael, is the head men's basketball coach at the Florida. His brother, Brian, is the vice president and director of athletics at Florida Atlantic. His sister, Mariah, is the assistant athletics director for administration at SMU.

"At every stop along the way, Danny has built, improved and creatively positioned athletics departments for academic and competitive excellence," NCAA Executive Vice President for Regulatory Affairs Stan Wilcox said. "His keen understanding of the importance of diversity and inclusion was instilled in him at an early age by his parents. Leadership is important. Success is built upon knowledge, vision and a relentless work ethic. Danny's record is a testament to the importance of these foundational leadership qualities."

Danny and his wife, Shawn, have four children: Aidan, Molly, Caitlin and James.

■ TENNESSEE ATHLETICS EXECUTIVE STAFF



RYAN ALPERT
Deputy Athletics Director/Chief Operating Officer



DR. MÓNICA LEBRÓN
Deputy Athletics Director for Championship Resources



CAMERON WALKER
Deputy Athletics Director for Competitive Excellence



ANGIE BOYD KECK
Senior Associate Athletics Director/Senior Woman Administrator



JB BOWLING
Senior Associate Athletics Director for Compliance



TARA BROOKS
Assistant Athletics Director for Administration



DAVID ELLIOTT
Associate Athletics Director for Event Management



BRADY HART
Senior Associate Athletics Director for Development



MARCUS HILLIARD
Associate Athletics Director/Chief of Staff



BILL HOUSTON
Senior Associate AD for Revenue Generation & Strategic Initiatives



BRETT HUEBNER
Senior Associate AD for Business Affairs and Administration/CFO



TYLER JOHNSON
Senior Associate Athletics Director for Administration



ALICIA LONGWORTH
Senior Associate Athletics Director for External Operations



JASON MCVEIGH
Associate Athletics Director for Sports Medicine



TAREN MOORE
Assistant Athletics Director for #Culture



TOM SATKOWIAK
Associate Athletics Director for Communications




DR. JOE SCOGIN
Associate Provost/Senior Associate Athletics Director



AMY STERK
Assistant Athletics Director for Executive Operations



MARSHALL STEWARD
Assistant Provost/Assistant AD for Academic Services



KEVIN ZURCHER
Associate Athletics Director for Facilities and Capital Projects

GENERAL

STAFF

PLAYERS

REVIEW

HISTORY

FACILITIES

NCAA

SEC

RECORDS

MEDIA INFO

■ TENNESSEE ATHLETICS SENIOR STAFF

NAME	TITLE	NAME	TITLE
Joe Arnone	Associate AD for Ticket Operations	Matt Kommer	Associate AD for Development, Major Gifts
Ethan Bauer	Director of Sports Nutrition	Bill Martin	Assistant AD for Football Communications
Brad Briggs	Assistant AD for Business and Finance	Thomas Moats	Assistant AD for Information Technology
Jimmy Delaney	Associate AD for Fan Experience & Sales	Blake Pallansch	Associate AD for Ticket Sales
Roger Frazier	Director of Equipment & Apparel	Mitch White	Associate AD for Development, Annual Fund
Kellen Hiser	Assistant AD for Digital & Creative Strategy	Jessica Wildfire	Executive Director for Student-Athlete Development
Link Hudson	Assistant AD for Broadcasting	Dan Wirth	Director of Olympic Sports Performance
Chris Johnson	Director of Academic Services	Dara Worrell	Associate AD



VOLWALLART.COM



VOL **WALL** *ART*

T UNIVERSITY OF TENNESSEE ATHLETICS OFFICIAL PHOTO STORE



2021-22
**TENNESSEE
LADY VOLS**



RAE BURRELL

GUARD/FORWARD

12

SENIOR • 3L • 6-1
LAS VEGAS, NEV. • LIBERTY H.S.

CAREER HONORS

- Women's basketball representative for UT's Student-Athlete Advisory Committee -- 2021-22
- SEC Academic Honor Roll -- 2020-21
- All-SEC Second Team -- 2020-21
- Women's basketball representative for UT's Student-Athlete Advisory Committee -- 2020-21
- SEC Academic Honor Roll -- 2019-20

2021-22 - SENIOR

- Ranked No. 24 in ESPN's 2021-22 Women's College Basketball Player Rankings.

2020-21 - JUNIOR

- Averaged 16.8 ppg. and 4.6 rpg., ranking second on the team in scoring and fourth in rebounding as the only Lady Vol to start all 25 contests.
- Shot 45.8 percent on field goals, 40.2 on three-pointers and 82.5 percent from the free-throw line, all easily career bests.
- Went 16 for 16 at the charity stripe in the final four minutes of games.
- Scored in double figures in 22 of 25 games, fired in 15 or more points 17 times and hit 20+ on seven occasions, leading the team in the first two categories and ranking second in the third.
- Matched her career best of 26 points in the win over No. 13 Arkansas, adding two steals and five rebounds.
- Established a career high with 26 points against Furman, including a 6-of-7 effort from behind the arc, while dishing out a career-high-tying seven assists.
- Led UT in scoring in a narrow loss to No. 3/5 UConn, finishing with 18 points and eight rebounds.
- Dropped 22 points on Middle Tennessee in the NCAA First Round, adding seven rebounds, two steals and two blocks.
- Posted 23 points and eight boards in UT's win at Missouri.
- Went a perfect 6-of-6 from the free-throw line en route to 18 points and seven rebounds against Ole Miss in the SEC Tournament Quarterfinals.
- Turned in a game-high 22 points at No. 20/18 Kentucky, adding six rebounds and an assist.
- Pitched in 18 points, two rebounds and an assist in Tennessee's win at No. 15 Indiana.
- Surpassed the 20-point mark in the victory over Florida, narrowly missing a double-double with 21 points and nine rebounds.
- Led UT in scoring at LSU with 18 points, three rebounds and two blocked shots.
- Poured in nine fourth-quarter points, including a 7-of-8 effort at the free-throw line, en route to a team-high 18 points at West Virginia.
- Was Tennessee's high scorer vs. ETSU, logging 20 points and three steals.
- Talled 11 points on four-of-eight shooting vs. Michigan and pulled down five boards in the NCAA Second Round.
- Led UT in scoring against Western Kentucky with 18 points while adding seven assists.
- Attended Athletes In Action Virtual Leadership Academy in May 2020.

2019-20 - SOPHOMORE

- Was the team's top reserve for the first 22 games before starting the final nine contests of the season.
- Averaged 12.3 ppg. and 5.7 rpg. during that end-of-year stint in the first five.
- Finished as Tennessee's second-leading (active) scorer at 10.5 ppg. and rebounder at 5.5 rpg., tying with Jordan Horston on the latter.
- Scored in double figures 15 times, with nine games of 15+ points and three of 20+.
- Led UT in three-point shooting nine times and finished with 21 treys on the year to rank fifth on the team.
- Got to the free throw line the second-most times (63-105) and was fourth on the squad with 23 steals.
- Led the team in scoring with a career-high 21 points and nine rebounds at Portland State.
- Matched her career high with 21 points and added nine rebounds and three assists at Arkansas.
- Recorded a double-double in her first career start, establishing SEC highs of 20 points and 10 rebounds vs. Miss. State.
- Led UT in scoring and rebounding against Texas A&M, finishing with 19 points and seven boards.
- Scored in double figures for a career-best fourth game in a row, tallying 18 points and grabbing five boards against Air Force.
- Was UT's top scorer against Howard, recording a double-double with 18 points and a career-high 12 rebounds.
- Put up a team-high 16 points in Tennessee's win over Missouri in the SEC Tournament Second Round.
- Logged career highs of 17 points, five steals and four assists against UAPB, with the latter two numbers still standing as bests.
- Recorded her first career double-double against Stetson, logging 10 points and 11 rebounds.
- Scored 16 points at Kentucky during the regular season while adding six rebounds, three blocks and two steals.
- Pitched in nine points and six rebounds in the marquee match-up at UConn.
- Hit two crucial free throws in the final seconds to help secure the win over Alabama, finishing with eight points, four rebounds and three assists.

2018-19 - FRESHMAN

- Saw action in every game as a freshman, averaging 3.6 points and 12.7 minutes of duty.
- Scored in 21 of 32 outings, hitting double figures on five occasions.
- Had nine games where she pulled down five or more rebounds.
- Reached double figures in points during the first three games of her college career.
- Opened the season by scoring 14 points and pulling down five rebounds vs. Presbyterian.
- Scored 10 points and pulled down eight boards the next game vs. UNC Asheville.
- Matched her season high in points vs. Florida A&M in game three, tallying 14.
- Knocked down a season-best three treys vs. FAMU and grabbed six boards in that game as well.
- Posted SEC highs of 12 points, seven rebounds and 32 minutes played against Alabama.
- Had her best shooting game of the year vs. Murray State,

hitting five of seven attempts from the field, including her only try from the three-point arc, en route to 11 points. She also added six rebounds.

- Tallied seven points, four rebounds and a steal in 20 minutes against South Carolina.

USA/SUMMER BASKETBALL

- Participated in USA AmeriCup Trials in April 2021.
- Played for Cal Swish AAU program.

HIGH SCHOOL

- Ranked No. 43 overall and No. 8 wing in the 2018 Hoop-Guriz espnW Top 100.
- Ranked No. 119 overall and the No. 19 wing in the 2018 Prospectsnation.com Elite 150.
- McDonald's All-American Game nominee (2018).
- American Family Insurance ALL-USA Nevada Girls Basketball Team (2017, 2018).
- Las Vegas Review-Journal Best of Nevada Preps Female Athlete of the Year (2018).
- Las Vegas Review-Journal Best of Nevada Preps (2018).
- NevadaPreps.com All-State First Team (2017, 2018).
- All-Southeast League First Team (2018).
- Played at Liberty High School as a senior after attending Foothill her first three years.
- Averaged 14.9 ppg., 7.9 rpg., 2.5 spg., 2.5 apg. and 1.0 bpg. as a senior.
- Averaged 17.5 ppg., 7.5 rpg., 1.9 apg. and 1.3 bpg. as a junior.

- Played a key role as LHS won the Sunrise Region and finished second in the 2018 state tournament with a 31-3 record.
- Helped FHS win the Sunrise Region and make it to the 2017 state semifinals.
- Also competed in soccer and track & field in high school, posting the best high jump mark in the state as a senior at 5-6.

PERSONAL

- Full name is Rae Marie Burrell.
- Born on June 21, 2000, in Las Vegas, Nev.
- Parents are John and Ann Burrell.
- Mom (Ann Barry) played basketball at the University of Nevada, Reno, where she averaged 10.6 rebounds per game one season and yanked down a school record 25 in a single game.
- Her dad was a track & field All-American in the long jump at UNR.
- Has a brother, Jonas.
- Cousin Evan Roquemore played basketball at Santa Clara from 2010-14.
- Volunteered with Special Olympics while in high school.
- Majoring in communication studies.
- Recipient of the Jim Stockdale Basketball Scholarship Endowment.
- Follow @RaeHoops on Twitter and @rae.hoops on Instagram.

BURRELL'S CAREER STATISTICS

Season	GP-GS	MIN/MPG	FGs	FG Pct	3FGs	3FG Pct	FTs	FT Pct	O-R- Reb	RPG	PF-FO	Asst	TO	Blk	Stl	Pts	PPG
18-19	32-0	405/12.7	44-139	.317	7-32	.219	21-37	.568	40-48-88	2.8	28-0	13	30	10	7	116	3.6
19-20	31-9	700/22.6	121-295	.410	21-64	.328	63-105	.600	52-119-171	5.5	61-1	44	75	16	23	326	10.5
20-21	25-25	804/32.2	157-343	.458	39-97	.402	66-80	.825	35-79-114	4.6	37-0	46	69	10	24	419	16.8
Totals	88-34	1909/21.7	322-777	.414	67-193	.347	150-222	.676	127-246-373	4.2	126-1	103	174	36	54	861	9.8

2020-21 SEASON HIGHS

Points:	26 // Arkansas, 1/7/21*
Rebounds:	9 // Florida, 1/31/21
Assists:	7 // Furman, 12/10/20*
Steals:	3 // South Carolina, 2/18/21*
Blocks:	2 // Middle Tenn., 3/21/21*
Field Goals:	11 // Arkansas, 1/7/21
3-Pointers:	6 // Furman, 12/10/20
Free Throws:	7 // West Virginia, 12/6/20
Minutes:	39 // Georgia, 2/21/21*

SEC HIGHS

Points:	26 // Arkansas, 1/7/21
Rebounds:	10 // Miss. St., 2/6/20
Assists:	4 // Auburn, 2/28/21*
Steals:	3 // South Carolina, 2/18/21*
Blocks:	3 // Kentucky, 1/5/20
Field Goals:	11 // Arkansas, 1/7/21
3-Pointers:	3 // Missouri, 2/25/21*
Free Throws:	7 // Missouri, 3/5/20
Minutes:	39 // Georgia 2/21/21*

*Indicates most recent high

CAREER HIGHS

Points:	26 // Arkansas, 1/7/21*
Rebounds:	12 // Howard, 12/29/19
Assists:	7 // Furman, 12/10/20*
Steals:	5 // Ark.-Pine Bluff, 11/26/19
Blocks:	3 // Kentucky, 1/5/20
Field Goals:	11 // Arkansas, 1/7/21
3-Pointers:	6 // Furman, 12/10/20
Free Throws:	9 // Ark.-Pine Bluff, 11/26/19
Minutes:	39 // Georgia, 2/21/21*

NCAA HIGHS

Points:	22 // MT, 3/21/21
Rebounds:	7 // MT, 3/21/21
Assists:	1 // MT, 3/21/21
Steals:	2 // MT, 3/21/21
Blocks:	2 // MT, 3/21/21
Field Goals:	8 // MT, 3/21/21
3-Pointers:	--
Free Throws:	6 // MT, 3/21/21
Minutes:	31 // MT, 3/21/21



TESS DARBY

GUARD/FORWARD

21

SOPHOMORE • 1L • 6-1

GREENFIELD, TENN. • GREENFIELD H.S.

CAREER HONORS

- VOLeaders Academy -- 2021-22
- SEC Academic Honor Roll -- 2020-21

2020-21 FRESHMAN

- Slowed by injury during the 2020-21 preseason and had to work her way back after being out of action for an extended period.
- As a result, she appeared in 10 games during her first college season, averaging 2.3 ppg. and 0.6 rpg.
- Made her Lady Vol debut against Furman, hitting a trey to finish with three points.
- Knocked down a pair of threes against UNCG to finish with a season-high six points along with two rebounds and a block in 20 minutes of duty.
- Hit a trey and dished out an assist in her eight minutes of action against Auburn.
- Appeared in both of UT's NCAA Tournament games, playing 13 minutes and carding a three-pointer and two rebounds vs. Middle Tennessee.
- In the NCAA Second Round, she played five minutes vs. Michigan and contributed a rebound, assist and steal vs. the Wolverines.
- Hit threes in SEC road games at Alabama and Kentucky and in the regular-season finale at home vs. Auburn.

SUMMER BASKETBALL

- Played for Tennessee Flight program.

HIGH SCHOOL

- No. 86 overall player by Blue Star Media.
- No. 144 overall player, No. 33 guard, four-star recruit by ProspectsNation.com.
- No. 29 guard, three-star prospect by espnW HoopGurlz.
- McDonald's All-America nominee (2020).
- TSWA Class A All-State (2017, 2018, 2019, 2020).
- All-West Tennessee First Team (2017, 2018, 2019, 2020).
- All-State Tournament Team (2018, 2019).

- Miss Basketball Finalist (2018, 2020).
- Region Co-MVP (2018, 2019, 2020).
- All-Region (2018, 2019, 2020).
- District MVP (2017, 2018 [co], 2019[co]).
- All-District (2017, 2018, 2019, 2020).
- All-District Defensive Team (2020).
- District Tournament Co-MVP (2018, 2019).
- All-District Tournament Team (2018, 2019, 2020).
- All-Defensive MVP (2019).
- Tallied 2,604 points, 902 rebounds, 368 assists and 338 steals in 153 career games.
- Career highs included 34 points, 12 rebounds, five assists and four blocks.
- Led Greenfield to a 131-22 record, including 34-0 as a senior.
- GHS won 2018 state title and 2020 run was cut short due to the COVID-19 crisis.
- Helped her team win three regional and sub-state titles and two district crowns.
- Averaged 16.7 ppg., 6.3 rpg., 2.7 apg. and 2.2 spg. as a senior, while shooting 63.7 percent from the field, 44 percent on threes and 81.5 percent on free throws.
- Averaged 18.8 ppg., 9.0 rpg., 3.3 apg. and 2.5 spg. as a junior, while shooting 45.9 percent from the field, 39.1 percent from long range and 82.1 percent from the charity stripe.
- Named Top 10 at GHS and recognized as a Tennessee Scholar.

PERSONAL

- Full name is Jessica Montess Darby.
- Born in Jackson, Tenn., on April 27, 2002.
- Parents are Tandy and Kasi Darby.
- Father played baseball at UT Martin.
- Mother played basketball at Union University.
- Has two sisters: Edie and Sloan.
- Tess and Edie played together at GHS.
- First high school signee by Kellie Harper at Tennessee.
- Majoring in finance.
- Recipient of the Dr. Eric W. Barton Women's Basketball Scholarship.
- Follow @tess_darby10 on Twitter and @tess.darby on Instagram.

DARBY'S CAREER STATISTICS

Season	GP-GS	MIN/MPG	FGs	FG Pct	3FGs	3FG Pct	FTs	FT Pct	O-R-Reb	RPG	PF-FO	Asst	TO	Blk	Stl	Pts	PPG
20-21	10-0	80/8.0	8-26	.308	7-21	.333	0-0	.000	4-2-6	0.6	4-0	2	5	1	2	23	2.3
Totals	10-0	80/8.0	8-26	.308	7-21	.333	0-0	.000	4-2-6	0.6	4-0	2	5	1	2	23	2.3

2020-21 SEASON HIGHS

Points:	6 // UNGC, 12/20/20
Rebounds:	2 // Middle Tenn., 3/21/21*
Assists:	1 // Michigan, 3/23/21*
Steals:	1 // Michigan, 3/23/21*
Blocks:	1 // UNGC, 12/20/20
Field Goals:	2 // UNGC, 12/20/20
3-Pointers:	2 // UNGC, 12/20/20
Free Throws:	--
Minutes:	20 // UNGC, 12/20/20

SEC HIGHS

Points:	3 // Auburn, 2/28/21*
Rebounds:	--
Assists:	1 // Auburn, 2/28/21
Steals:	1 // Kentucky, 1/12/21
Blocks:	--
Field Goals:	1 // Auburn, 2/28/21*
3-Pointers:	1 // Auburn, 2/28/21*
Free Throws:	--
Minutes:	8 // Auburn, 2/28/21*

*Indicates most recent high

CAREER HIGHS

Points:	6 // UNGC, 12/20/20
Rebounds:	2 // Middle Tenn., 3/21/21*
Assists:	1 // Michigan, 3/23/21*
Steals:	1 // Michigan, 3/23/21*
Blocks:	1 // UNGC, 12/20/20
Field Goals:	2 // UNGC, 12/20/20
3-Pointers:	2 // UNGC, 12/20/20
Free Throws:	--
Minutes:	20 // UNGC, 12/20/20

NCAA HIGHS

Points:	3 // Middle Tenn., 3/21/21
Rebounds:	2 // Middle Tenn., 3/21/21
Assists:	1 // Michigan, 3/23/21
Steals:	1 // Michigan, 3/23/21
Blocks:	--
Field Goals:	1 // Middle Tenn., 3/21/21
3-Pointers:	1 // Middle Tenn., 3/21/21
Free Throws:	--
Minutes:	13 // Middle Tenn., 3/21/21



ALEXUS DYE

FORWARD

2

GRADUATE • TR • 6-0
BIRMINGHAM, ALA. • WENONAH H.S. • TROY

CAREER HONORS

- Sun Belt Player of the Year (2020-21)
- All-Sun Belt First Team (2020-21)
- All-Sun Belt Second Team (2019-20)
- 4x Sun Belt Player of the Week (2/24/20, 12/22/20, 1/18/21, 2/1/21)

2021-22 (AT TENNESSEE)

- Dye is the fifth incoming graduate transfer in Lady Vol history and the third committing to UT during the Kellie Harper era.
- The most recent players to do so are Keyen Green (Liberty) and Jordan Walker (Western Michigan), who will play alongside Dye on the 2021-22 squad.
- Dye was the third player from Alabama to join this year's UT roster, joining freshmen Sara Puckett from Muscle Shoals (Muscle Shoals H.S.) and Karoline Striplin from Hartford (Geneva County H.S.).

CAREER AT TROY

- Dye finished her career at Troy with averages of 13.3 points and 11.1 rebounds in two seasons.
- She tallied 32 double-doubles during her time there, including 30 in her last 40 games.
- Started 41 of 57 contests, including all 28 in 2020-21, accumulating 757 points and 630 rebounds over two campaigns.
- Connected on 48 percent of her shots (328-684) from the field and 63.1 percent from the free-throw line, improving

her charity-stripe average from 53.6 in 2019-20 to 73.7 in 2020-21.

- She helped the Trojans to a 22-6 overall mark and 15-2 league record in 2020-21, winning the Sun Belt East and capturing the league's tourney title on their way to the NCAA Tournament.
- Team was 25-4/16-2 in 2019-20 before the pandemic brought the season to an end just before the league tournament.

2020-21 (AT TROY)

- Became Troy's first-ever Sun Belt Player of the Year and earned All-Sun Belt Conference First Team and Sun Belt Tournament MVP accolades.
- Started all 28 contests and led the team with 16.6 ppg. and 12.6 rpg. while shooting a team-best 49.5 percent from the field and 73.7 from the free-throw line.
- Led the NCAA in double-doubles (23) and total rebounds (352), and she was seventh in rebounds per game (12.6) and 16th in field goals made (204).
- Only Sun Belt player and one of 28 in the NCAA to average a double-double.
- She scored in double digits in 26 games and fired in at least 15 points in 17 of them.
- Against Power 5 opponents, Alexis averaged 23 points and 11 rebounds per game.
- In the NCAA Tournament vs SEC power Texas A&M, she tallied a game-high 26 points and pulled down 11 boards in Troy's near upset of the Aggies.
- Against SEC foe Mississippi State, she put up 20 points on



PLAYERS

- nine-of-16 shooting and grabbed 11 rebounds in 23 minutes.
- She posted a career-best 37 points against Texas State in Troy's first game of the SBC Tournament.
- Put up 30 and 10 vs. NCAA Tournament team Middle Tennessee.
- Reset her career-high rebounding total with 20 at Appalachian State.

2019-20 (AT TROY)

- Earned All-Sun Belt Second Team honors in her first season at Troy.
- Started 13 of 29 contests, averaging 10.1 ppg. and 9.6 rpg. for the Trojans.
- Was a rebounding force with 12 games of double-digit rebounds and five contests of at least 15 boards.
- Earned a team-high nine double-doubles on the year with seven coming in the final 12 games.
- Came down with a (then) career-high 19 caroms vs. Arkansas State.

2018-19 (AT GULF COAST STATE)

- Dye played two seasons at Gulf Coast State College in Panama City, Florida, from 2017-19.
- In her final campaign there, she was named a WBCA Two-Year College Coaches' All-American and an NJCAA Division I Second-Team All-American as well as the MVP of the 2019 NJCAA National Tournament.
- Dye averaged 15.3 ppg. and 9.5 rpg. while shooting 55.4 percent from the field as a sophomore.
- Her 304 rebounds ranked No. 2 in the NJCAA, while her 55.4 field percent was fifth and her 488 points stood ninth.
- She helped guide Gulf Coast to a national title and a 27-5 record during that campaign, recording a double-double of

14 points and 15 rebounds in the national title game.

2017-18 (AT GULF COAST STATE)

- As a freshman, she ranked second nationally in field goal percentage at 61.2 percent and averaged 7.0 points and 4.6 rebounds as GCSC finished fourth nationally.

HIGH SCHOOL

- Rated as a three-star recruit and the No. 19 wing by ESPNW HoopGurlz in the 2017 class.
- Three-time all-state selection.
- Led WHS to four Alabama Class 5A state titles.
- Named state tournament MVP in 2016 after she scored 55 points and grabbed 37 rebounds in three games.
- She repeated as state tourney MVP in 2017.

PERSONAL

- Full name is Alexus Antanic Dye.
- Nickname is "Snoop."
- Born in Birmingham, Ala., on Nov. 10, 1998.
- Father is Derrick Dye.
- Siblings include sisters Aaliyah and Ashley Sutton, Daja and Shania Gratton, Jayla Dye and Yanesse Cameron as well as brother, Elijah Sutton.
- Uncle Willis Beverly played football at Alabama.
- Chose UT over Mississippi State and Syracuse.
- Earned an associate's degree at Gulf Coast State College in 2019 and a bachelor's in human services with a minor in psychology from Troy in 2021.
- Will pursue a master's in agricultural leadership, education and communication at Tennessee.
- Recipient of the Emily Yoakum Winners' Circle Scholarship For Forwards.

■ DYE'S CAREER STATISTICS (TROY)

Season	GP-GS	MIN/MPG	FGs	FG Pct	3FGs	3FG Pct	FTs	FT Pct	O-R-Reb	RPG	PF-FO	Asst	TO	Blk	Stl	Pts	PPG
2019-20	29-13	554/19.1	124-272	.456	0-0	.000	45-84	.536	118-160-278	9.6	45-0	13	48	15	18	293	10.1
2020-21	28-28	753/26.9	204-412	.495	0-1	.000	56-76	.737	102-250-352	12.6	76-3	25	79	19	32	464	16.6
Totals	57-41	1307/22.9	328-684	.480	0-1	.000	101-160	.631	220-410-630	11.1	121-3	38	127	34	50	757	13.3

■ 2020-21 SEASON HIGHS

Points:	37 // Texas State, 3/6/21
Rebounds:	20 // Appalachian State, 1/30/21
Assists:	3 // South Alabama, 2/13/21
Steals:	4 // Georgia Southern, 2/6/21
Blocks:	2 // Texas State, 3/6/21
Field Goals:	16 // Texas State, 3/6/21
3-Pointers:	--
Free Throws:	5 // Texas State, 3/6/21
Minutes:	36 // Texas State, 3/6/21

■ SEC HIGHS

Points:	N/A
Rebounds:	N/A
Assists:	N/A
Steals:	N/A
Blocks:	N/A
Field Goals:	N/A
3-Pointers:	N/A
Free Throws:	N/A
Minutes:	N/A

*Indicates most recent high

■ CAREER HIGHS

Points:	37 // Texas State, 3/6/21
Rebounds:	20 // Appalachian State, 1/30/21
Assists:	3 // South Alabama, 2/13/21*
Steals:	4 // Georgia Southern, 2/6/21*
Blocks:	2 // Texas State, 3/6/21*
Field Goals:	16 // Texas State, 3/6/21
3-Pointers:	--
Free Throws:	5 // Texas State, 3/6/21*
Minutes:	36 // Texas State, 3/6/21*

■ NCAA HIGHS

Points:	26 // Texas A&M, 3/22/21
Rebounds:	11 // Texas A&M, 3/22/21
Assists:	0 // Texas A&M, 3/22/21
Steals:	3 // Texas A&M, 3/22/21
Blocks:	1 // Texas A&M, 3/22/21
Field Goals:	12 // Texas A&M, 3/22/21
3-Pointers:	--
Free Throws:	2 // Texas A&M, 3/22/21
Minutes:	27 // Texas A&M, 3/22/21



KEYEN GREEN

FORWARD/CENTER

13

GRADUATE • TR • 6-1

PHILADELPHIA, PA. • PHIL-MONT CHRISTIAN ACADEMY • LIBERTY

CAREER HONORS

- SEC Academic Honor Roll -- 2020-21
- Big South All-Decade Team (2010-2019)
- All-ASUN First Team -- 2019-20
- VaSID All-State Second Team -- 2019-20
- Liberty Athletics "Flamespys" Team MVP - 2019-20
- Big South Player of the Year -- 2017-18
- All-Big South First Team -- 2017-18
- Big South Player of the Week (2/5) -- 2017-18
- All-ECAC Second team -- 2017-18
- VaSID All-State Second Team --2017-18
- All-Big South Second Team -- 2016-17
- Big South Freshman of the Year -- 2016-17
- Big South All-Freshman Team -- 2016-17
- Big South Presidential Honor Roll -- 2016-17
- All-Big South Frosh of the Week (8 times) -- 2016-17
- VaSID State Rookie of the Year -- 2016-17
- Navy Classic All-Tournament Team -- 2016-17
- Cavalier Classic All-Tournament Team -- 2016-17

2020-21 - REDSHIRT SENIOR

- Finished her first season at Tennessee with averages of 6.8 ppg. and 3.0 rpg., playing only four games before going down with a season-ending leg injury in practice on December 15.
- Shot 52.6 percent from the field and averaged 20.8 minutes per contest while starting all four games for the Lady Vols.
- Narrowly missed a double-double at West Virginia, scoring 12 points and pulling down a team-high nine rebounds in UT's overtime loss.
- Became one of just four transfers to start in her first game as a Lady Vol, recording four points, a rebound and an assist vs. Western Kentucky.
- Came to UT from Liberty University and was rated as the No. 4 graduate transfer of 2020 by ESPN.com.
- Was rated No. 15 in ESPN Newcomer Impact Rankings.
- Was the third all-time graduate transfer to join the Lady Vols.

CAREER (AT LIBERTY)

- Started 91 of 93 games for the Lady Flames from 2016 to 2020.
- Averaged 13.1 points and 7.2 rebounds per game during that stint.
- Finished her three playing seasons ranked No. 9 in program history for points (1,215), No. 10 for rebounds (673) and tied for eighth in both double-doubles (17) and 20-point games (13).
- Shot 60 percent from the field, connecting on 482 of 804 attempts.
- Hit 63 percent from the free throw line, knocking down 251 of 398 tries.
- Tallied 70 assists, 69 blocks and 77 steals as well, averaging 22.5 minutes per contest.

2019-20 - REDSHIRT JUNIOR (AT LIBERTY)

- Became Liberty's first-ever All-ASUN First Team selection.

- Helped the Lady Flames become co-champions of the 2020 ASUN Tournament after the title game was cancelled due to the COVID-19 global health crisis.
- Led the ASUN in field goal percentage (.590), while finishing eighth in rebounds (7.5 rpg.), ninth in points (13.9 ppg.) and 10th in blocked shots (0.7 bpg.).
- Ranked No. 11 nationally for field goal percentage (.590) and 23rd for offensive rebounds per game (3.9 rpg.).
- Finished with six games of 20 or more points and six of 10 or more rebounds.
- Posted 29 points and 16 rebounds against Jacksonville on Jan. 11 for the first 20-point, 15-rebound effort by a Liberty player since 2012.
- Scored her 1,000th point in that game vs. Jacksonville, becoming the 16th member of Liberty's 1,000-point club.
- Had back-to-back games of 23 and 21 points vs. Kennesaw State and North Alabama, respectively on Feb. 3 and 8, shooting a combined 16 of 21.
- Also had 21 points vs. NJIT, 20 vs. Lipscomb and 20 at Virginia Tech as a redshirt junior.

2018-19 - JUNIOR (AT LIBERTY)

- Missed the entire season due to an ankle injury and redshirted.

2017-18 - SOPHOMORE (AT LIBERTY)

- Became Liberty's first Big South Player of the Year since 2008-09.
- Led the Big South in field goal percentage (.610), while ranking No. 8 in scoring (12.9 ppg.) and No. 3 in offensive rebounds (2.8 rpg.).
- Finished No. 11 nationally for field goal percentage (.610), the fifth highest percentage in program history.
- She also pulled down 6.2 rpg. while scoring in double figures in 22 games and recording five double-doubles.
- Exploded for a career-high 30 points against Campbell on Jan. 20, becoming the first Lady Flame since Devon Brown (Dec. 29, 2012) with a 30-point game. She single-handedly outscored the Camels in the second half, 18-15.
- Followed up her Campbell performance with a 20-point, 12-rebound outing at Longwood three days later (Jan. 23).
- Posted two double-doubles in a four-game span, including 17 points and 10 boards versus Gardner-Webb (Feb. 6) and 18 points and 10 boards against UNC Asheville (Feb. 17).

2016-17 - FRESHMAN (AT LIBERTY)

- Became Liberty's first Big South Freshman of the Year since 2001-02.
- Big South leader in field goal percentage (.598), offensive rebounds (3.6 rpg.) and double-doubles (9), while ranking second in rebounding (8.1 rpg.), fourth in blocked shots (1.0 bpg.), sixth in defensive

GENERAL

STAFF

PLAYERS

REVIEW

HISTORY

FACILITIES

NCAA

SEC

RECORDS

MEDIA INFO



- rebounds (4.5 rpg.) and 10th in scoring (12.3 ppg.).
- The only LU player to start all 30 games, finished the season ranked No. 5 nationally among freshmen for rebounding (8.1 rpg).
- Her nine double-doubles were tied for the second most by a freshman in program history, and her 244 rebounds ranked fifth among Liberty freshmen all-time.
- Scored in double figures 20 times, including five 20-point games and pulled down 10+ rebounds in nine contests.
- Posted her first career double-double (16 points, career-high 17 rebounds) against Navy on Dec. 4, pulling down the most boards by a Lady Flames freshman since March 15, 2009 (Avery Warley).
- Led all players in both points (then-career-high 26) and rebounds (11) during a win over High Point (Jan. 7), recording her third straight double-double.
- Her 26 points vs. High Point were the most by a Liberty freshman since Jan. 30, 2010 (Devon Brown).
- Tied her career high of 26 points at Winthrop on Feb. 25, while adding 12 rebounds.

HIGH SCHOOL

- Was a three-star espnW HoopGurlz prospect at Phil-Mont Christian Academy.
- Became the first player in school history to amass at least 1,000 career points and rebounds, finishing with more than 1,400 points and 1,100 boards.
- Averaged 21 ppg. and 13 rpg. as a senior, earning sec-

ond-team all-state and Bicentennial Athletic League (BAL) Co-Player of the Year honors.

- Posted 20.1 ppg. and 10.2 rpg. during her junior season, making the third team all-state roster for the second year in a row.
- Helped her team reach the 2014 Pennsylvania Class A state semifinals, playing alongside her sister, Sierra.

PERSONAL

- Full name is Keyen Noel Green.
- Born in Philadelphia, Pa., on Dec. 26, 1997.
- Parents are Rodney and Wendy Green.
- Father played basketball at Waynesburg University.
- Siblings include sisters Sierra and Kayla, and brother Rodney Jr.
- Rodney Jr. played football at Keiser University in 2019.
- Graduated from Liberty University in May 2019 with a bachelor's degree in business administration and began work on a master's.
- Completed work on a master's in agricultural leadership, education and communications at UT in May 2021.
- Is working on a Ph.D. in leadership studies.
- Chose Tennessee over Kentucky, Maryland and Texas for her final collegiate season.
- Enjoys reading and cooking.
- Donated stem cells to a cancer patient in spring 2020 through the organization Project Life Movement.
- Recipient of the Perry Stuart Smith Women's Basketball Scholarship Endowment.
- Follow @keyennoel on Twitter and Instagram.

GREEN'S CAREER STATISTICS (AT LIBERTY)

Season	GP-GS	MIN/MPG	FGs	FG Pct	3FGs	3FG Pct	FTs	FT Pct	O-R-Reb	RPG	PF-FO	Asst	TO	Blk	Stl	Pts	PPG
16-17	30-30	708/23.6	143-239	.598	0-0	.000	84-139	.604	108-136-244	8.1	96-5	15	55	30	20	370	12.3
17-18	32-30	700/21.9	175-287	.610	0-1	.000	64-94	.681	91-107-198	6.2	84-0	23	55	16	30	414	12.9
19-20	31-31	689/22.2	164-278	.590	0-2	.000	103-165	.624	120-111-231	7.5	106-6	32	46	23	27	431	13.9
20-21	4-4	83/20.8	10-19	.526	0-1	.000	7-13	.538	5-7-12	3.0	6-0	1	3	2	3	27	6.8
Totals	97-95	2131/21.9	492-823	.598	0-3	.000	258-411	.628	324-361-685	7.1	293-11	71	159	71	80	1242	12.8

2020-21 SEASON HIGHS

Points:	12 // West Virginia, 12/6/20
Rebounds:	9 // West Virginia, 12/6/20
Assists:	1 // West Virginia, 11/28/20
Steals:	1 // Furman, 12/10/20*
Blocks:	1 // Furman, 12/10/20*
Field Goals:	4 // West Virginia, 12/6/20
3-Pointers:	--
Free Throws:	4 // West Virginia, 12/6/20
Minutes:	32 // West Virginia, 12/6/20

SEC HIGHS

Points:	--
Rebounds:	--
Assists:	--
Steals:	--
Blocks:	--
Field Goals:	--
3-Pointers:	--
Free Throws:	--
Minutes:	--

*Indicates most recent high

CAREER HIGHS

Points:	30 // Jacksonville, 1/11/20*
Rebounds:	17 // Navy, 12/4/16
Assists:	4 // Stetson, 2/22/20*
Steals:	3 // No. Florida, 2/24/20*
Blocks:	4 // Charleston So., 1/3/17
Field Goals:	12 // Campbell, 1/20/18
3-Pointers:	--
Free Throws:	9 // Jacksonville, 1/11/20
Minutes:	37 // Gardner-Webb, 1/15/17

NCAA HIGHS

Points:	10 // Tennessee, 3/16/18
Rebounds:	2 // Tennessee, 3/16/18
Assists:	--
Steals:	1 // Tennessee, 3/16/18
Blocks:	--
Field Goals:	4 // Tennessee, 3/16/18
3-Pointers:	--
Free Throws:	2 // Tennessee, 3/16/18
Minutes:	19 // Tennessee, 3/16/18



JORDAN HORSTON

GUARD

25

JUNIOR • 2L • 6-2

COLUMBUS, OHIO • COLUMBUS AFRICENTRIC EARLY COLLEGE

CAREER HONORS

- ESPN Preseason SEC Emerging Player -- 2020-21
- SEC First-Year Academic Honor Roll -- 2019-20
- SEC All-Freshman Team -- 2019-20
- SEC Freshman of the Week (1/20) -- 2019-20

2020-21 SOPHOMORE

- Averaged 8.6 ppg., 4.2 apg., 3.9 rpg., and 1.4 spg. while starting 13 of 25 games as a sophomore in 2020-21.
- Came off the bench the first four games, started the next 13 and then settled into a role as a key reserve the rest of the way.
- Improved her free-throw percentage from 59.3 as a freshman to 72.9 as a sophomore.
- Her 4.2 apg. number tied for third in the SEC, and she was the only non-upperclass performer within the top 13.
- Dished out 4.7 apg. in SEC play, ranking second among league performers and was the only non-upperclass player in the top 15.
- Scored in double figures 14 times in 2020-21 after only doing so five times as a freshman. Hit for 10 or more in four of her last five games a year ago.
- Cut her turnovers from 4.32 per game as a freshman to 2.72 in year two.
- Scored a season-high 14 points, dished out seven assists and pulled down six rebounds while hitting 6-of-10 shots in the road win over Alabama.
- Played well in UT's overtime road loss at West Virginia, firing in 13 points and carding five rebounds, five assists, three steals and two blocks in 33 minutes.
- Also tallied 13 points in victories at No. 15 Indiana and vs. Ole Miss during the regular season.
- Passed 100 assists for the season against Middle Tennessee, dropping six dimes while scoring six points and grabbing six rebounds in the NCAA First Round.
- Tallied 10 points in the NCAA Second Round vs. Michigan and added three boards, two blocks, an assist and steal.
- Led UT in scoring with 11 points against South Carolina in the SEC Tournament while blocking a season-high three shots.
- Turned in 12 points and a career-high-tying nine assists against Auburn.
- Had 12 points, five rebounds and five assists without a single turnover in UT's win over No. 2/3 South Carolina.
- Finished with 11 points, seven rebounds and three assists at No. 20/18 Kentucky.
- Was in double digits for the third-straight game against Georgia, logging 11 points, four assists and four steals.
- Played 34 minutes against Arkansas, logging 11 points, eight rebounds, five assists and two blocked shots.
- Notched 12 points, including a three-quarter court, first-period buzzer beater vs. Ole Miss in the SEC Tournament.

2019-20 FRESHMAN

- SEC All-Freshman Team member averaged 10.1 ppg., 5.5 rpg., 4.6 apg. and 1.3 spg., starting 22 of 31 games in 2019-20.
- Ranked first on the team in assists (143) and steals (39), second in blocks (25) and three-pointers made (27) and third in points scored (313) and rebounds (170).
- Scored in double figures 15 times and led UT in assists on 21 occasions, tallying five or more dimes 17 times.

- Her 143 assists and 4.6 assist average both ranked second all-time among freshmen at Tennessee.
- Was fifth and fourth, respectively, among all SEC players in those categories in 2019-20 and first among freshmen.
- After one season on Rocky Top, Horston's 4.6 assist average ranked fourth on UT's career list.
- Closed the season by scoring a career-high 24 points against Kentucky in the SEC Tournament Quarterfinals.
- Matched her career high with four three-pointers in seven attempts in that contest vs. the Wildcats.
- Drained eight of 12 field goal attempts to net 20 points with five assists and four boards at Portland State.
- Went seven of nine from the field to pace UT vs. Central Arkansas with 17 points, five rebounds and three assists in her first career start.
- Named SEC Freshman of the Week after averaging 14 points, 6.0 rebounds, 4.5 assists, 3.5 blocks and a steal against Florida and Alabama.
- Had 19 points in the Bama game and added eight boards, four assists, a career-best four blocks and a steal.
- Was UT's second-highest scorer at #15/14 Notre Dame, tallying 12 points, seven rebounds, five assists and a team-high four steals.
- Recorded the first double-double of her career, producing 10 points, a career-high 14 rebounds and seven assists vs. Colorado State.
- Narrowly missed a double-double at #13/13 Kentucky, finishing with 13 points and a career-high nine assists.
- Posted 13 points, five rebounds and two assists in her SEC debut against Missouri.
- Tied her career high of nine assists in a home win vs. LSU.
- Chipped in 12 points, seven rebounds and three assists against #8/8 Mississippi State.

USA/SUMMER BASKETBALL

- Member of gold-medal winning USA U17 National Team and MVP of 2018 FIBA U17 World Cup in Minsk, Belarus.
- Helped the 2017 USA U16 National Team capture the FIBA Americas U16 Championship gold medal with a perfect 5-0 record in Buenos Aires, Argentina.
- Played summer ball for All Ohio Girls Basketball.

HIGH SCHOOL

- No. 2 overall player, No. 1 guard, five-star recruit by espnW HoopGurlz.
- No. 2 overall player, No. 1 guard, five-star recruit by ProspectsNation.com.
- No. 2 overall player in Dan Olson College Girls' Basketball Report.
- Named MVP of the McDonald's All-American Game (2019).
- Participated in the Jordan Brand Classic and Jump 25 Ohio All-Star Classic (2019).
- WBCA All-American (2019).
- Naismith First-Team All-American (2019).
- Naismith Trophy Finalist (2019).
- Gatorade Ohio Player of the Year (2019).
- USA Today First-Team Ohio (2018, 2019).
- Ohio High School Coaches Association MVP (2019).
- Jump 25 Ohio Player of the Year (2019).
- Division III Ohio Player of the Year (2018, 2019).

PLAYERS

- Division III All-State First Team (2018, 2019).
- Division III All-State Second Team (2016, 2017).
- Columbus Dispatch All-Metro Co-Player of the Year (2019).
- Columbus Dispatch All-Metro Team (2017, 2018, 2019).
- All-Columbus City League First Team (2016, 2017, 2018, 2019).
- Africentric Early College won three state titles during her career (2016, 2018, 2019).
- Career highs include 39 points, 16 assists and 10 rebounds.
- As a senior in 2018-19, she averaged 18.0 points, 7.0 rebounds and 6.0 assists.
- While still recovering from a 102-degree fever the day before, she tallied 15 points, 10 rebounds and six assists in the 2019 state title game victory.
- Tallied 17 points, 17 assists and 10 points in a triple-double effort vs. Eastmoor Academy as a senior.
- As a junior in 2017-18, started in all 30 games and averaged 18.1 ppg., 5.8 rpg., 4.5 apg., 5.1 spg. and 1.7 bpg. to help her team to a 27-3 record, the City League title and a state championship.

- Has one sister: Jazmin Horston.
- Jordan grew six inches during her freshman year of high school.
- Can play the drums and cymbals.
- Her dad played basketball at Capital University.
- Great uncle is the late Joe Gilliam, who played quarterback at Tennessee State University and with the Pittsburgh Steelers.
- Her cousin, Sylvia Crawley, played basketball at North Carolina, for USA Basketball and in the WNBA.
- Participated in Columbus State dual credit program for four semesters while in high school.
- Also participated in cross country, softball and tennis in high school.
- Majoring in communication studies.
- Recipient of the Elinor F. Reed Women's Basketball Scholarship Endowment.
- Follow @ladylynn22_ on Twitter and @ladylynn22_ on Instagram.

PERSONAL

- Full name is Jordan Lynn Horston.
- Nickname is Jordy.
- Born on May, 21, 2001, in Dallas, Texas.
- Parents are Leigh and Malika Horston.

HORSTON'S CAREER STATISTICS

Season	GP-GS	MIN/MPG	FGs	FG Pct	3FGs	3FG Pct	FTs	FT Pct	O-R-Reb	RPG	PF-FO	Asst	TO	Blk	Stl	Pts	PPG
19-20	31-22	818/26.4	127-322	.394	27-90	.300	32-54	.593	33-137-170	5.5	76-2	143	134	25	39	313	10.1
20-21	25-13	676/27.0	83-237	.350	14-50	.280	35-48	.729	16-82-98	3.9	54-0	104	68	23	36	215	8.6
Totals	56-35	1494/26.7	210/559	.376	41-140	.293	67-102	.657	49-219-268	4.8	130-2	247	202	48	75	528	9.4

2020-21 SEASON HIGHS

Points:	14 // Alabama, 1/17/21
Rebounds:	8 // Arkansas, 1/7/21
Assists:	9 // Auburn, 2/28/21*
Steals:	5 // ETSU, 12/1/20
Blocks:	3 // South Carolina, 3/6/21*
Field Goals:	6 // Alabama, 1/17/21*
3-Pointers:	2 // Ole Miss, 3/5/21*
Free Throws:	4 // Auburn, 2/28/21*
Minutes:	37 // Ole Miss, 3/5/21

SEC HIGHS

Points:	24 // Kentucky, 3/6/20
Rebounds:	9 // Ole Miss, 1/9/20
Assists:	9 // Auburn, 2/28/21*
Steals:	4 // Georgia, 1/14/21
Blocks:	4 // Alabama, 1/20/20
Field Goals:	9 // Kentucky, 3/6/20
3-Pointers:	4 // Kentucky, 3/6/20
Free Throws:	5 // Miss. State, 2/6/20*
Minutes:	38 // Miss. State, 2/6/20

*Indicates most recent high

CAREER HIGHS

Points:	24 // Kentucky, 3/6/20
Rebounds:	14 // Colo. State, 12/11/19
Assists:	9 // Auburn, 2/28/21*
Steals:	5 // ETSU, 12/1/20
Blocks:	4 // Alabama, 1/20/20
Field Goals:	9 // Kentucky, 3/6/20
3-Pointers:	4 // Kentucky, 3/6/20
Free Throws:	5 // Miss. State, 2/6/20*
Minutes:	38 // Miss. State, 2/6/20

NCAA HIGHS

Points:	10 // Michigan, 3/23/21
Rebounds:	6 // Middle Tenn., 3/21/21
Assists:	6 // Middle Tenn., 3/21/21
Steals:	3 // Middle Tenn., 3/21/21
Blocks:	2 // Michigan, 3/23/21*
Field Goals:	4 // Michigan, 3/23/21
3-Pointers:	--
Free Throws:	2 // Michigan, 3/23/21*
Minutes:	27 // Middle Tenn., 3/21/21



TAMARI KEY

CENTER

20

**JUNIOR • 2L • 6-6
CARY, N.C. • CARY H.S.**

CAREER HONORS

- SEC Student-Athlete Leadership Council & SAAC Representative -- 2021-22
- Women's basketball representative for UT's Student-Athlete Advisory Committee -- 2021-22
- SEC All-Defensive Team -- 2020-21
- SEC Co-Player of the Week (2/2) -- 2020-21
- VOLeaders Academy -- 2020-21
- SEC Student-Athlete Leadership Council & SAAC Representative -- 2020-21
- Women's basketball representative for UT's Student-Athlete Advisory Committee -- 2020-21
- Women's basketball representative for UT's Student-Athlete Advisory Committee -- 2019-20

2021-22 JUNIOR

- Traveled to Belize with teammate Jessie Rennie as part of a VOLeaders Academy trip between her sophomore and junior seasons.

2020-21 SOPHOMORE

- Finished her sophomore year with averages of 8.9 ppg., 5.6 rpg. and 2.9 bpg., shooting 62.8 percent from the field, earning a spot on the SEC All-Defensive Team.
- Led team in field goal percentage at 62.8, and was tops for UT and second in the league in blocks averaged (2.9).
- Would have led the SEC in field goal percentage, but she didn't have enough attempts to qualify.
- Ranked No. 11 in the NCAA in blocks (72) and blocks per game (2.9).
- Her 72 blocks ranked as the No. 8 all-time Lady Vol season total, while her career tally (158) ranks No. 8 as well.
- Her 59.2 career field goal percentage stacks up No. 4 all-time at Tennessee.
- Setting career highs of 23 points and 10 blocks while adding a season-high 10 rebounds against Florida, she became just the fourth Lady Vol to ever record a triple-double, joining the ranks of Jordan Reynolds (14 rebounds, 11 points, 10 assists vs. UNCW on Dec. 29, 2016), Shekinna Stricklen (17 points, 13 rebounds, 12 assists vs. Oklahoma on Jan. 3, 2010) and Shelia Collins (18 points, 10 rebounds, 10 steals vs. Florida State on Feb. 8, 1985).
- Those 10 blocks stand as the second-most ever recorded by a Lady Vol in a game behind Kelley Cain (12 vs. LSU, 2/22/10) and are tied for third in SEC women's hoops history.
- Garnered SEC Co-Player of the Week honors after averaging 15.0 ppg., 7.5 rpg. and 6.0 bpg. in wins over Ole Miss and Florida.
- Scored a (then) career-high 19 points on 8-of-10 shooting against No. 12 Kentucky.
- Logged 15 points and seven rebounds at Alabama, increasing her season high in scoring for the third-straight game.
- Tallied 14 points, five rebounds, and four blocks

against Georgia at home, hitting all six attempts from the field.

- Scored 13 points and blocked three shots against Middle Tennessee in the NCAA First Round.
- Notched her third double-double of the season with 10 points, 10 rebounds and four blocks against Auburn in the regular season finale.
- Also chipped in 10 points and 10 boards at Texas A&M.
- Led UT in rebounding against No. 3/5 UConn with nine boards and added 10 points and three blocks.
- Came through with a then season-best 12 points and grabbed six rebounds and blocked two shots in a road win over LSU.

2019-20 FRESHMAN

- Averaged 7.3 ppg., 4.7 rpg. and 2.8 bpg. while starting 29 of 31 contests in her rookie season.
- Recorded 86 blocked shots to tie Candace Parker for the fifth-most in a season in UT history and the second-most ever by a Lady Vol freshman.
- Her contribution helped UT tally 215 blocks in 2019-20, a total that ranked second nationally and fourth all-time in school history.
- Finished No. 1 in the SEC in blocked shots (86) and blocks per game (2.77) and ranked 11th and 13th in the NCAA in those categories, respectively.
- Scored in double figures in eight games and pulled down 10 or more rebounds on three occasions.
- Led all Lady Vol regulars with a 56.1 field goal percentage, including 56.6 percent vs. SEC foes.
- Became just the eighth Lady Vol to record a double-double in her debut, notching 11 points and 12 rebounds at ETSU.
- Only the sixth Lady Vol ever to record 10+ rebounds in her first game, with only one other (Tiffani Johnson, 17) having ever recorded more than her 12.
- Scored a career-high 17 points in 18 minutes of action at home vs. Ole Miss while adding seven rebounds and two steals.
- Registered a (then) career-high 16 points on 8-of-11 shooting vs. Missouri in her SEC debut and racked up three swats and three boards.
- Blocked nine shots at #1/2 South Carolina to set a single-game UT freshman record and rank second among all Lady Vols behind only Kelley Cain (12).
- Swatted seven shots for the fifth-best single-game UT total ever, while adding five points and six rebounds against UK in the SEC Tourney Quarterfinals.
- Played 23 minutes in UT's win over #15/14 Notre Dame, posting 11 points, five rebounds and three blocks in her second career start.
- Scored 13 points, blocked four shots and had two steals in the Lady Vols' home victory over Georgia.
- Went a perfect five of five from the floor to tie her (then) career high of 11 points while grabbing seven boards at Portland State.
- Had a 5-of-6 effort from the floor for 11 points, three rebounds and a blocked shot against Colorado State.
- Tallied 10 points and six rebounds in 17 minutes of action against Air Force.

GENERAL

STAFF

PLAYERS

REVIEW

HISTORY

FACILITIES

NCAA

SEC

RECORDS

MEDIA INFO



PLAYERS

- Scored nine points and pulled down seven boards against Texas.
- Narrowly missed a double-double at Ole Miss, finishing with nine points, 10 rebounds and a (then) career-high six blocks.
- Pulled down a team-high 10 boards and blocked six shots against Alabama while adding four points.
- Made her first career start against Central Arkansas, logging eight points, five rebounds and three blocked shots.

SUMMER BASKETBALL

- Played for the Carolina Flames.

HIGH SCHOOL

- No. 45 overall player in Dan Olson College Girls' Basketball Report.
- No. 46 overall player, No. 9 post player, five-star recruit by espnW HoopGurlz.
- No. 50 overall player, No. 7 post player, four-star recruit by ProspectsNation.com.
- Carolinas Classic All-Star Basketball Game Most Outstanding Player (2019).
- Posted a double-double of 12 points and 13 rebounds in that contest.
- Triangle 6 Conference Most Valuable Player (2019).
- All-Triangle Conference (2017, 2018, 2019).
- Triangle Conference All-Academic Team (2016, 2017, 2018, 2019).
- All-District Second Team (2018, 2019).
- All-District Third Team (2017).

- Cary High MVP (2017, 2019).
- Career highs include 32 points, 17 rebounds and 10 blocks.
- Carolinas Classic All-Star Basketball Game Most Outstanding Player (2019).
- Posted a double-double of 12 points and 13 rebounds in that contest.
- Averaged 13.9 ppg., 11.2 rpg., 5.5 bpg. as a senior.
- Only played 10 games as a junior due to a severe high ankle sprain.
- Averaged 15.0 ppg., 12.3 rpg. and 5.8 bpg. as a sophomore.
- Did not play freshman season due to injury.

PERSONAL

- Full name is Tamari Jeneva Key.
- Nickname is TK.
- Born on July 11, 2001, in Raleigh, N.C.
- Mother is Tammy Brown and father is Marcus Key.
- Mom played volleyball and her dad played basketball at Coastal Carolina.
- Has one sister: Teonni Key (plays basketball at North Carolina).
- Majoring in communication studies.
- Enjoys music and art as interests away from the court.
- Recipient of the Holly Warlick Basketball Scholarship Endowment.
- Follow @tamarikey__ on Twitter and @tamarikey on Instagram.

KEY'S CAREER STATISTICS

Season	GP-GS	MIN/MPG	FGs	FG Pct	3FGs	3FG Pct	FTs	FT Pct	O-R-Reb	RPG	PF-FO	Asst	TO	Blk	Stl	Pts	PPG
19-20	31-29	570/18.4	92-164	.561	0-0	.000	42-78	.538	73-72-145	4.7	76-2	21	43	86	10	226	7.3
20-21	25-21	602/24.1	91-145	.628	0-0	.000	41-63	.651	68-73-141	5.6	76-4	12	39	72	12	223	8.9
Totals	56-50	1172/20.9	183-309	.592	0-0	.000	83-141	.589	141-145-286	5.1	152-6	33	82	158	22	449	8.0

2020-21 SEASON HIGHS

Points:	23 // Florida, 1/31/21
Rebounds:	10 // Auburn, 2/28/21*
Assists:	2 // Auburn, 2/28/21*
Steals:	2 // Georgia, 1/14/21*
Blocks:	10 // Florida, 1/31/21
Field Goals:	10 // Florida, 1/31/21
3-Pointers:	--
Free Throws:	5 // Middle Tenn., 3/21/21*
Minutes:	34 // Florida, 1/31/21

SEC HIGHS

Points:	23 // Florida, 1/31/21
Rebounds:	10 // Auburn, 2/28/21*
Assists:	2 // Auburn, 2/28/21*
Steals:	2 // Georgia, 1/14/21*
Blocks:	10 // Florida, 1/31/21
Field Goals:	10 // Florida, 1/31/21
3-Pointers:	--
Free Throws:	5 // Georgia, 2/21/21*
Minutes:	34 // Florida, 1/31/21

*Indicates most recent high

CAREER HIGHS

Points:	23 // Florida, 1/31/21
Rebounds:	12 // ETSU, 11/5/19
Assists:	3 // ETSU, 11/5/19
Steals:	2 // Georgia, 1/14/21*
Blocks:	10 // Florida, 1/31/21
Field Goals:	10 // Florida, 1/31/21
3-Pointers:	--
Free Throws:	5 // Middle Tenn., 3/21/21*
Minutes:	34 // Florida, 1/31/21

NCAA HIGHS

Points:	13 // MT, 3/21/21
Rebounds:	9 // Michigan, 3/23/21
Assists:	--
Steals:	--
Blocks:	4 // Michigan, 3/23/21
Field Goals:	4 // Middle Tenn., 3/21/21
3-Pointers:	--
Free Throws:	5 // Middle Tenn., 3/21/21
Minutes:	28 // Michigan, 3/23/21



BROOKLYNN MILES

GUARD

0

FRESHMAN • HS • 5-4
FRANKFORT, KY. • FRANKLIN COUNTY H.S.

HIGH SCHOOL

- Rated No. 62 among 2021 prospects by World Exposure Report.
- Ranked No. 75 by All Star Girls Report.
- Ranked No. 89 overall and a four-star recruit by ProspectsNation.com.
- Listed as No. 20-rated point guard and a three-star player by espnW.
- Kentucky Gatorade Player of the Year (2021).
- Named Miss Kentucky Basketball (2021), becoming first player so honored to join the Lady Vols since Lisa Harrison (Louisville Southern H.S.) in 1989.
- Lexington Herald-Leader Player of the Year (2021).
- Lexington Herald-Leader All-State First Team (2020, 2021).
- Lexington Herald-Leader All-State Third Team (2019).
- Louisville Courier-Journal All-State First Team (2020, 2021).
- Louisville Courier-Journal All-State Honorable Mention (2019).
- 41st District MVP (2019, 2020, 2021).
- 11th Region All-Tournament Team (2017, 2019, 2020, 2021).
- State Journal All-County MVP (2019, 2020, 2021).
- Coaches 11th Region Team (2019, 2020, 2021).
- Also named Academic All-State and FCHS Homecoming Queen (2021).
- In her career, she totaled 2,278 points (14.0 ppg.), 624 assists (3.8 apg.), 477 rebounds (2.9 rpg.) and 451 steals (2.8 spg.) while shooting 44.9 percent from the field,

28.7 on three pointers and 64.8 percent from the free-throw line.

- Averaged 15.8 ppg., 5.4 apg., 3.7 rpg. and 3.3 spg. as a senior.
- Averaged 21.5 ppg., 4.9 apg., 4.1 spg. and 3.8 rpg. as a junior.
- Also played soccer for two seasons at FCHS.
- Member of Beta Club and National Honor Society.

SUMMER BASKETBALL

- Played for Kentucky Premier club team along with UT classmate Kaiya Wynn.
- Former Kentucky men's basketball standout Anthony Epps was one of their coaches.

PERSONAL

- Full name is Brooklynn Danielle Miles.
- Nickname is "BK."
- Born on April 3, 2003, in Frankfort, Ky.
- Parents are Gordon Miles and Rachel Holt.
- Father played football at Kentucky State and arena football with the Louisville Fire of AF2.
- Has a sister (Jordynn Miles) and a brother (Ezekiel Minter).
- Chose UT over Kentucky, NC State and Miami.
- Is majoring in advertising.
- Recipient of the Pat Pierce & Jack Goss Women's Athletic Endowed Scholarship.
- Follow @miles_brooklynn on Twitter and @bkk_13 on Instagram.



SARA PUCKETT

GUARD/FORWARD

1

FRESHMAN • HS • 6-2
MUSCLE SHOALS, ALA. • MUSCLE SHOALS H.S.

HIGH SCHOOL

- No. 28 overall player, No. 8 forward, 4.5-star rating by ProspectsNation.com.
- No. 43 overall player, No. 8 forward, four-star rating in the espnW 100.
- No. 43 overall player by All-Star Girls Report.
- No. 47 overall player by Blue Star.
- No. 59 in World Exposure Report.
- Alabama Gatorade Player of the Year (2021).
- WBCA All-America Honorable Mention (2021).
- Jersey Mike's Naismith High School All-America Honorable Mention (2021).
- Played in PassThaBall Who's NXT All-American Game (2021).
- Played in Alabama-Mississippi All-Star Game. (2021).
- Selected for AHSAA North-South All-Star Game (2020).
- Alabama MaxPreps Player of the Year (2021).
- ASWA 6A Player of the Year (2021).
- Three-time ASWA 6A All-State First Team (2019, 2020, 2021).
- ASWA 6A All-State Third Team (2018).

- TimesDaily 4A-7A Girls Player of the Year (2019, 2020, 2021).
- TimesDaily All-Area First Team (2018, 2019, 2020, 2021).
- Times Daily Overall Female Athlete of the Year (2019).
- Scored 2,349 points and pulled down 1,215 rebounds during her career.
- Averaged 20.6 ppg., 10.1 rpg., 2.6 apg., 2.3 spg. and 1.5 bpg. as a senior.
- Averaged 20.3 ppg., 11.4 rpg., 2.0 apg., 2.0 spg. and 1.2 bpg. as a junior.
- Put up 19.0 ppg., 9.0 rpg., 2.7 apg., 2.5 spg. and 1.3 bpg. as a sophomore.
- Played on the MSHS varsity since seventh grade.
- Participated in volleyball all four seasons at MSHS.
- Member of National Honor Society and Spanish Club among other activities.

SUMMER BASKETBALL

- Teammates with Karoline Striplin in the Alabama Southern Starz program.

- Former Kentucky men's basketball standout Anthony Epps was one of their coaches.

PERSONAL

- Full name is Sara Frances Puckett.
- Born in Sheffield, Ala., on Nov. 12, 2002.
- Parents are Joey and Christy Puckett.
- Has an older brother (Jacob) and younger sister (Hanna).

- Mother played a season of basketball at the University of North Alabama.
- Chose UT over Louisville and Georgia.
- Majoring in kinesiology.
- Lists the trombone as an instrument she can play.
- Recipient of the Abby Conklin Scholarship.
- Follow @SaraPuckett13 on Twitter and @sara_puckett on Instagram.



JESSIE RENNIE

GUARD

10

JUNIOR • 2L • 5-8

BENDIGO, AUSTRALIA • BENDIGO SENIOR SECONDARY COLLEGE

CAREER HONORS

- SEC Academic Honor Roll -- 2020-21
- VOLeaders Academy -- 2020-21
- SEC First-Year Academic Honor Roll -- 2019-20

2020-21 SOPHOMORE

- Averaged 0.7 ppg and 0.7 rpg., appearing in 14 contests.
- Scored a season-high four points and added three assists and a rebound vs. Furman.
- Doled out a career-high five assists against UNCG while adding three points and a rebound in a season-most 22 minutes.
- Recorded a career-high three steals in 10 minutes of action against ETSU.
- Pulled down a career-topping three boards in the opener vs. Western Kentucky.

2019-20 FRESHMAN

- Came off the bench in 30 games to average 2.7 ppg. and shoot 43.9 percent from the field in her first year.
- Fired in 25 three-pointers in 54 attempts to rank third on the team in treys made and first in three-point field goal percentage (.463).
- Her .463 three-point shooting percentage was the second-highest for a season in UT history behind only Dena Head (.515, .490).
- Started the year three of 15 (.200) from long range over her first eight games before shooting a toasty 22 of 39 (.563) during her final 22 appearances of the season.
- Had a breakout game against Howard, knocking down five of seven from the arc to score a career-high 16 points in 19 minutes of duty.
- Four games later, she went three of three on treys at Ole Miss and connected on both free throw tries to finish with 11 points.
- During a four-game span vs. No. 22/25 Arkansas, Vanderbilt, Ole Miss and Auburn late in the season, she went a combined seven of 13 (.538) against those SEC foes.
- Best effort during that stint came at Arkansas, where she was three of four for nine points in 13 minutes against the Razorbacks.
- Played 14 minutes against Ole Miss in their second meeting, scoring six points on two-of-three long-range marksmanship and grabbing a rebound in UT's win in Knoxville.
- Drained a three against Central Arkansas to score her first points as a Lady Vol while also leading the team in

steals with two.

- Had her first game with multiple treys, firing in two in three attempts to net a (then) career-high eight points against Colorado State.
- Dished out a career-best four assists and grabbed two boards in UT's win over Arkansas-Pine Bluff.

HIGH SCHOOL

- Attended Bendigo Senior Secondary College
- Competed for the Bendigo Spirit of the Women's National Basketball League and the Bendigo Lady Braves of the South East Australian Basketball League.
- Despite her youth compared to the other participants, Rennie rose through the ranks of the club circuit to earn a roster spot with the Bendigo Lady Braves.
- She played in 10 games her first year in 2016 for the Lady Braves at 15 years of age, hitting 14 of 39 field goals (.359), including 13 of 34 beyond the arc (.382). She was a perfect two of two from the free throw line and averaged 4.3 ppg.
- Scored 14 points, hitting four three-pointers in her first SEABL game.
- She saw duty in 25 games in 2017 for the Lady Braves, connecting on 56 of 128 field goal tries (.438), knocking down 32 of 88 (.364) shots from beyond the arc.
- She was 11 of 12 at the charity stripe and put up 6.2 ppg.
- In 2018, she was selected as a development player for the Bendigo Bank Spirit in the Women's National Basketball League (WNBL).
- Rennie, though, missed all of the 2018 season after suffering a torn ACL in late 2017.
- Rennie first started playing for the Bendigo Lady Braves at the U14 level.

PERSONAL

- Full name is Jessie Taylah Rennie.
- Nicknames are Jess or Rennie.
- Born on May 17, 2000, in Numurkah, Victoria, Australia.
- Parents are Dave and Sharon Rennie.
- Has one sister: Taylah Rennie.
- Is the third-ever international player for the Lady Vols and second Australian.
- Enjoys traveling, swimming, reading and listening to music as interests away from the court.
- Majoring in therapeutic recreation.
- Recipient of the Richard & Donna Fraser Winners' Circle Scholarship For Off Guards.
- Follow @jessrennie_11 on Twitter and @jessrennie10 on Instagram.

■ RENNIE'S CAREER STATISTICS

Season	GP-GS	MIN/MPG	FGs	FG Pct	3FGs	3FG Pct	FTs	FT Pct	O-R-Reb	RPG	PF-FO	Asst	TO	Blk	Stl	Pts	PPG
19-20	30-0	374/12.5	25-57	.439	25-54	.463	5-5	1.000	9-15-24	0.8	28-0	21	17	0	8	80	2.7
20-21	14-0	112/8.0	3-19	.158	1-14	.071	3-4	.750	5-5-10	0.7	6-0	10	7	0	5	10	0.7
Totals	44-0	486/11.0	28-76	.368	26-68	.382	8-9	.889	14-20-34	0.8	34-0	31	24	0	13	90	2.0

■ 2020-21 SEASON HIGHS

Points:	4 // Furman, 12/10/20
Rebounds:	3 // W. Kentucky, 11/28/20
Assists:	5 // UNCG, 12/20/20
Steals:	3 // ETSU, 12/1/20
Blocks:	--
Field Goals:	2 // Furman, 12/10/20
3-Pointers:	1 // UNCG, 12/20/20*
Free Throws:	2 // Lipscomb, 12/28/20
Minutes:	22 // UNCG, 12/20/20

■ SEC HIGHS

Points:	11 // Ole Miss, 1/9/20
Rebounds:	2 // Auburn, 3/1/20*
Assists:	2 // LSU, 1/26/20
Steals:	1 // LSU, 1/26/20
Blocks:	--
Field Goals:	3 // Arkansas, 2/20/20*
3-Pointers:	3 // Arkansas, 2/20/20*
Free Throws:	2 // Ole Miss, 1/9/20
Minutes:	20 // Florida, 1/16/20

*Indicates most recent high

■ CAREER HIGHS

Points:	16 // Howard, 12/19/19
Rebounds:	3 // W. Kentucky, 11/28/20
Assists:	5 // UNCG, 12/20/20
Steals:	3 // ETSU, 12/1/20
Blocks:	--
Field Goals:	5 // Howard, 12/19/19
3-Pointers:	5 // Howard, 12/19/19
Free Throws:	2 // Lipscomb, 12/28/20*
Minutes:	24 // ETSU, 11/5/19

■ NCAA HIGHS

Points:	--
Rebounds:	1 // Middle Tenn., 3/21/21
Assists:	--
Steals:	--
Blocks:	--
Field Goals:	--
3-Pointers:	--
Free Throws:	--
Minutes:	2 // Middle Tenn., 3/21/21



EMILY SAUNDERS

CENTER

31

JUNIOR • 2L • 6-5

MULLENS, W. VA. • WYOMING EAST H.S. (NEW RICHMOND, W. VA.)

CAREER HONORS

- SEC Academic Honor Roll -- 2020-21
- SEC First-Year Academic Honor Roll -- 2019-20

2020-21 SOPHOMORE

- Averaged 0.8 ppg. and 1.1 rpg. in 2020-21, appearing in 16 games as a sophomore.
- Snagged a career-high five boards and chipped in a season-best three points in UT's win over Western Kentucky.
- Contributed eight valuable minutes in the win at No. 15 Indiana, grabbing three boards and going a perfect two of two from the free-throw line.
- Logged two points and a rebound in the home victory over No. 12 Kentucky.
- Tallied a steal, an assist and two points in a season-high 15 minutes against UNCG.

2019-20 FRESHMAN

- Played in 10 games, averaging 3.7 ppg., 2.2 rpg. and 1.0 bpg.
- Shot 70.8 percent (17-24) from the field for the season, including 80 percent (4-5) in SEC play.
- Her best outing came at Ole Miss, as she equaled career

bests in both points (8) and rebounds (4), connecting on four of five attempts from the field in nine minutes.

- Posted her initial scoring career high vs. Arkansas-Pine Bluff, dropping in four of five shots to tally eight points vs. the Golden Lions.
- Scored her first points as a Lady Vol vs. Central Arkansas, ending the evening with two points and pulling down four rebounds in seven minutes.
- Tallied four points and three rebounds in only six minutes against Howard.
- Led the team in blocked shots against Air Force, recording three swats, four points and two rebounds in 10 minutes.
- Saw nine minutes of action against Tenn. State, tallying six points, two rebounds and a blocked shot.

SUMMER BASKETBALL

- Played for West Virginia Thunder.

HIGH SCHOOL

- No. 88 overall player, No. 18 post player, four-star recruit by ProspectsNation.com.



PLAYERS

- No. 187 overall player in Dan Olson College Girls' Basketball Report.
- Gatorade West Virginia Player of the Year (2019).
- USA TODAY All-USA West Virginia First Team (2018, 2019).
- WVSWA AA All-State First Team (2016, 2017, 2018, 2019).
- All-State Tournament Team (2016, 2018, 2019).
- WOAY-TV Girls Basketball Player of the Year (2019).
- Led Wyoming East to three Class AA state championship game appearances, winning a title in 2016 and finishing second in 2018 and 2019.
- Scored 1,243 points and had 892 rebounds and 559 blocks during her career.
- Averaged 13.1 ppg., 6.6 rpg. and 4.5 bpg. per game as a senior.
- Averaged 11.4 ppg., 7.8 rpg. and 6.1 bpg. per game as a junior.

- Averaged 12.9 ppg., 10.9 rpg. and 6.6 bpg. as a sophomore.

PERSONAL

- Full name is Emily Joy Saunders.
- Nickname is Em.
- Born on July 17, 2001, in Beckley, W. Va.
- Parents are Chris and Andrea Saunders.
- Father is a retired master gunnery sergeant in the U.S. Marine Corps.
- Has a younger sister, Sarah.
- Her late maternal grandfather Gary Shrewsbury had great admiration for the late Pat Summitt and Lady Vol basketball, therefore UT became Emily's dream school at age eight.
- Majoring in therapeutic recreation.
- Recipient of the Doris Lewis Winners' Circle Scholarship For Centers.
- Follow @EmilySaunders31 on Twitter and @emsaunders31 on Instagram.

SAUNDERS' CAREER STATISTICS

Season	GP-GS	MIN/MPG	FGs	FG Pct	3FGs	3FG Pct	FTs	FT Pct	O-R-Reb	RPG	PF-FO	Asst	TO	Blk	Stl	Pts	PPG
19-20	10-0	83/8.3	17-24	.708	0-0	.000	3-7	.429	8-14-22	2.2	10-0	0	4	10	0	37	3.7
20-21	16-0	69/4.3	5-14	.357	0-0	.000	3-4	.750	11-7-18	1.1	11-0	3	3	2	1	13	0.8
Totals	26-0	151/5.8	22-38	.579	0-0	.000	6-11	.545	19-21-40	1.5	21-0	3	7	12	1	50	1.9

2020-21 SEASON HIGHS

Points:	3 // W. Kentucky, 11/28/20
Rebounds:	5 // W. Kentucky, 11/28/20
Assists:	1 // Arkansas 1/7/21*
Steals:	1 // UNCG, 12/20/20
Blocks:	1 // Alabama, 1/17/21*
Field Goals:	1 // Auburn, 2/28/21*
3-Pointers:	--
Free Throws:	2 // Indiana, 12/17/20
Minutes:	15 // UNCG, 12/20/20

CAREER HIGHS

Points:	8 // Ole Miss, 1/9/20*
Rebounds:	5 // W. Kentucky, 11/28/20
Assists:	1 // Arkansas 1/7/21*
Steals:	1 // UNCG, 12/20/20
Blocks:	3 // Air Force, 12/1/19
Field Goals:	4 // Ole Miss, 1/9/20*
3-Pointers:	--
Free Throws:	2 // Indiana, 12/17/20*
Minutes:	15 // UNCG, 12/20/20

SEC HIGHS

Points:	8 // Ole Miss, 1/9/20
Rebounds:	4 // Ole Miss, 1/9/20
Assists:	1 // Arkansas 1/7/21*
Steals:	--
Blocks:	1 // Alabama, 1/17/21*
Field Goals:	4 // Ole Miss, 1/9/20
3-Pointers:	--
Free Throws:	--
Minutes:	9 // Ole Miss, 1/9/20

NCAA HIGHS

Points:	--
Rebounds:	--
Assists:	--
Steals:	--
Blocks:	--
Field Goals:	--
3-Pointers:	--
Free Throws:	--
Minutes:	2 // Middle Tenn., 3/21/21

*Indicates most recent high



KAROLINE STRIPLIN

FORWARD

11

FRESHMAN • HS • 6-3
HARTFORD, ALA. • GENEVA COUNTY H.S.

HIGH SCHOOL

- No. 39 overall player, No. 12 forward, four-star rating by ProspectsNation.com.
- No. 45 overall player, No. 9 forward, four-star prospect in the espnW 100.

- No. 49 overall player by Blue Star.
- No. 58 in World Exposure Report.
- No. 64 overall player by All-Star Girls Report.
- WBCA All-America Honorable Mention (2021)
- Named 2021 Alabama Sports Writers Association Miss

- Basketball, becoming the fifth Lady Vol signee to earn that honor after Gwen Jackson (1998), Tasheika Morris (1999), Sidney Spencer (2003) and Jasmine Jones (2012) did so previously.
- ASWA 2A Player of the Year (2021) and finalist (2019, 2020).
 - Al.com Girls State Athlete of the Year (2021).
 - Three-time ASWA 2A All-State First Team (2019, 2020, 2021).
 - ASWA 2A All-State Second Team (2018).
 - Named MVP of the 2021 Alabama-Mississippi All-Star Game, tallying 17 points, eight rebounds.
 - Selected for AHSAA North-South All-Star in basketball (2020, 2021).
 - Dothan Eagle Super 12 honoree (2018, 2019, 2020, 2021), earning player of the year as a senior.
 - Tallied 2,914 points and 2,043 career points, becoming only the third player in Alabama girls' hoops history to card 2,000 in each category.
 - Posted career highs of 41 points and 28 rebounds.
 - Averaged 26.8 ppg., 16.8 rpg., 6.2 bpg., 5.6 apg. and 4.2 spg. while shooting 59 percent from the field as a senior, playing center, forward and guard for Geneva County High School.
 - Recorded a double-double in all 25 games as a senior, including 10 triple-doubles and a quadruple-double.
 - Hit 86.7 percent at the free-throw line (177-204) in 2020-21, averaging 8.2 attempts and 7.1 makes per contest.
 - Set an Alabama H.S. single-season record with 44-consecutive free throws in 2020-21, tying for eighth nationally and also had another streak of 22 straight.
 - Improved free throw shooting from 49.6 percent to 75.7 to 77.1 to 86.7 during her four years, finishing at 72.2 (564-781).
 - Averaged 21.2 ppg., 13.3 rpg., 5.7 bpg., 3.4 apg. and 3.2 spg. while shooting 54 percent from the field as a junior.
 - Posted 25.1 ppg., 15.8 rpg., 4.2 bpg., 2.6 spg. and 1.4 bpg. as a sophomore, hitting at a 53-percent clip from the floor and 76 percent at the line.
 - Helped GCHS to a state championship as an eighth grader in 2017, earning tournament MVP honors after

coming off the bench to tally 11 points, 15 rebounds and seven blocked shots in the title game.

- Alabama Volleyball High School Coaches Association Class 1A/2A First Team selection as a senior.
- Competed in shot, discus, javelin and mile run as a senior, qualifying for the 2A state meet in the first three events and placing second, fifth and 14th, respectively.
- Earned 2021 salutatorian honors and was a member of National Honor Society, FBLa, SGA and FCA.

SUMMER BASKETBALL

- Teammates with fellow Lady Vol Sara Puckett in the Alabama Southern Starz program.

PERSONAL

- Full name is Karoline Elizabeth Striplin.
- Born on Aug. 26, 2003, in Opelika, Alabama.
- Parents are Jim Bob and Karie Striplin.
- Mom is head basketball coach at Geneva County High School.
- Father is athletic director, football coach and assistant girls' basketball coach at GCHS.
- Father played football and mother played softball at Auburn.
- Uncle Joey Striplin played football at Valdosta State and another uncle, Sam Striplin, played basketball at Chipola Junior College.
- Admires the playing styles of Candace Parker, Larry Bird and Kevin McHale.
- In a chance meeting as a sophomore at an elite basketball camp, former Indiana State men's coach Bill Hodges told Striplin she was the best post player he'd seen since Larry Bird.
- Chose UT over close to 30 schools, including NC State, Oregon and UCLA.
- Also participated in volleyball, track & field, golf and softball in high school.
- Majoring in journalism and electronic media.
- Plays guitar.
- Recipient of the Betty J. Basler Winners' Circle Scholarship For Power Forwards.
- Follow @karostriplin on Twitter and @ayoitskaro on Instagram.



MARTA SUÁREZ

GUARD/FORWARD

33

SOPHOMORE • 1L • 6-2

OVIEDO, SPAIN • JOAQUIM BLUME INSTITUTE

CAREER HONORS

- VOLeaders Academy -- 2021-22
- SEC Academic Honor Roll -- 2020-21
- SEC All-Freshman Team -- 2020-21
- SEC Freshman of the Week (1/26) -- 2020-21

2020-21 FRESHMAN

- Earned SEC All-Freshman Team honors in 2020-21 after playing 22 games and starting the first 14 for the Lady Vols.
- Averaged 4.1 ppg., 3.6 rpg. and 16 mpg., shooting 41 percent from the field and 75 percent from the free-throw line.
- Was averaging 6.4 ppg., 5.6 rpg. and 21.8 mpg. through 13 contests before a lower leg injury limited her ability to practice and play, and ultimately ended her season early.
- Scored 11 points while adding six rebounds and four

assists in her first game on Rocky Top vs. Western Kentucky, becoming one of just 23 Lady Vol freshmen to start in her debut.

- The 11 points in her first game at Tennessee made her one of just 45 Lady Vols all-time to score in double digits in their debut.
- Was named SEC Freshman of the Week after averaging 8.0 points and 5.0 rebounds while shooting 63.6 percent from the field through games against No. 3/5 UConn and No. 12 Kentucky.
- Turned in 10 points, six rebounds and a steal against the Huskies in a barn-burner in Knoxville and followed that up with six points and four boards vs. the Wildcats in a UT victory.
- Tallied eight points, six rebounds, an assist and a steal in 22 minutes at home vs. Georgia.
- Scored nine points and grabbed a team-high seven rebounds against UNCG.

PLAYERS

- Pulled down a season-high eight rebounds and chipped in two points against ETSU.
- Led the team in rebounding for the second time this season against Furman, tallying a season-high-tying eight boards, seven points and three assists.
- Despite her physical limitations, she was a spark off the bench at Texas A&M, connecting on two of three from beyond the arc to finish with six points in 16 minutes.

INTERNATIONAL BASKETBALL

- Suárez represented Spain at the 2021 FIBA U19 Women's World Cup from Aug. 7-15 in Debrecen, Hungary.
- She averaged 17.1 minutes of play and contributed 6.7 points, 5.0 rebounds, 1.6 assists and 1.3 steals per outing as the Spaniards finished seventh.
- Also donned her nation's colors at the 2018 FIBA U16 Women's European Championship from Aug. 17-25 in Kaunas, Lithuania.
- Helped her native country place third, seeing 16.9 minutes of action in seven tourney games.
- She averaged 7.0 points, 2.9 rebounds, 1.9 steals and 1.4 assists while shooting 51.1 percent from the field.
- She had an average plus/minus of 15, with only one game below 12 and five at 15 or more.
- Coming off the bench in five of seven contests, Suárez had bests of 15 points (on 7-of-9 shooting) and six rebounds vs. Belgium.

HIGH SCHOOL

- Attended Joachim Blume Institute.
- Was a four-star Blue Star Europe prospect.
- Played 2019-20 season with Segle XXI Barcelona in Spain's LF2 League, starting for that club.
- Led that team by averaging 12.7 ppg. and 5.6 rpg.
- She shot 46 percent from the field, 34.6 percent on three pointers and 73.3 percent from the free throw line.
- She connected on 27 treys in 20 games played.

PERSONAL

- Full name is Marta Suárez Rodríguez.
- Born in Oviedo, Asturias, Spain, on May 7, 2002.
- Parents are Maximino Suárez Diaz and Marisa Rodríguez Medina.
- Has one sibling, brother Alejandro Suárez Rodríguez.
- Fourth international player in Lady Vol history but the first from Spain.
- Chose UT over Duke and Washington
- Former teammate Mamá Demele signed with SEC foe Missouri.
- Enjoys playing guitar, art and singing.
- Majoring in journalism and electronic media.
- Recipient of the Lloyd Lawson Thornton Winners' Circle Scholarship For Alternate Forward.
- Follow @Martasuareszz on Twitter and @martushk on Instagram.

SUÁREZ'S CAREER STATISTICS

Season	GP-GS	MIN/MPG	FGs	FG Pct	3FGs	3FG Pct	FTs	FT Pct	O-R- Reb	RPG	PF-FO	Asst	TO	Blk	Stl	Pts	PPG
20-21	22-14	352/16.0	37-91	.407	8-27	.296	9-12	.750	26-54-80	3.6	30-0	18	39	1	8	91	4.1
Totals	22-14	352/16.0	37-91	.407	8-27	.296	9-12	.750	26-54-80	3.6	30-0	18	39	1	8	91	4.1

2020-21 SEASON HIGHS

Points:	11 // W. Kentucky, 11/28/20
Rebounds:	8 // Furman, 12/10/20*
Assists:	4 // W. Kentucky, 11/28/20
Steals:	2 // Arkansas/1/7/21
Blocks:	1 // UNCG, 12/20/20
Field Goals:	4 // UConn, 1/21/21*
3-Pointers:	2 // Texas A&M, 2/14/21*
Free Throws:	3 // UNCG, 12/20/20
Minutes:	34 // Indiana, 12/17/20

CAREER HIGHS

Points:	11 // W. Kentucky, 11/28/20
Rebounds:	8 // Furman, 12/10/20*
Assists:	4 // W. Kentucky, 11/28/20
Steals:	2 // Arkansas/1/7/21
Blocks:	1 // UNCG, 12/20/20
Field Goals:	4 // UConn, 1/21/21*
3-Pointers:	2 // Texas A&M, 2/14/21*
Free Throws:	3 // UNCG, 12/20/20
Minutes:	34 // Indiana, 12/17/20

SEC HIGHS

Points:	8 // Georgia, 1/14/21
Rebounds:	7 // Arkansas, 1/7/21
Assists:	3 // Arkansas, 1/7/21
Steals:	2 // Arkansas, 1/7/21
Blocks:	--
Field Goals:	3 // Kentucky, 1/24/21
3-Pointers:	2 // Texas A&M, 2/14/21
Free Throws:	1 // Georgia, 1/14/21
Minutes:	25 // Alabama, 1/17/21*

NCAA HIGHS

Points:	--
Rebounds:	--
Assists:	--
Steals:	--
Blocks:	--
Field Goals:	--
3-Pointers:	--
Free Throws:	--
Minutes:	--

*Indicates most recent high



JORDAN WALKER

GUARD

4

GRADUATE • 1L • 5-8

MUSKEGON, MICH. • MONA SHORES H.S. • WESTERN MICHIGAN

CAREER HONORS

- SEC Academic Honor Roll -- 2020-21
- All-Mid-American Conference Third Team -- 2019-20
- Team Co-Most Improved Player -- 2017-18

2020-21 – REDSHIRT JUNIOR (AT TENNESSEE)

- Averaged 5.4 ppg., 4.5 rpg. and 2.3 apg. over 22.1 minutes per contest in her first season at Tennessee in 2020-21.
- Played in all 25 games as a redshirt junior, starting the first four and the final eight.
- Scored in double figures on three occasions, notching a career-high 14 on five-of-seven shooting vs. Furman.
- Became one of only four transfers to start in her debut, scoring 13 points and dishing out four assists vs. Western Kentucky. She is one of just 45 Lady Vols all-time to score in double figures in a debut.
- Led UT in scoring against South Carolina in the SEC Tournament semifinals, notching 11 points and five rebounds in 29 minutes of action.
- Narrowly missed a double-double against Middle Tennessee in the NCAA First Round, scoring nine points and pulling down a career-high 14 rebounds.
- Pulled down 10 boards at Missouri to lead the Lady Vols in rebounding while adding five points.
- Recorded an SEC-high nine points against Florida while dishing out three assists.
- Started at home vs. South Carolina, playing a season-high 31 minutes and turning in six points, four rebounds and three assists.
- Led the team in rebounding with nine boards, two points and two steals at No. 20/18 Kentucky.
- Led UT in steals (3) and assists (5) against UConn, setting new season highs in both while adding four points and four rebounds. Narrowly missed a double-double against MT, scoring nine points and pulling down a career-high 14 rebounds.
- Logged seven points, three assists and five rebounds in her SEC debut against No. 13 Arkansas.
- Graduate transfer from Western Michigan University.
- Tennessee's fourth all-time graduate transfer.

CAREER (AT WESTERN MICHIGAN)

- Started 54 of 64 games at Western Michigan in two full playing seasons.
- Averaged 11.8 points, 4.9 rebounds, 2.2 assists and 1.8 steals during that time.
- Scored in double figures in 38 of 64 contests and posted three double-doubles during her time in Kalamazoo.
- Has posted 12 games of 20 or more points, including two of 30+.

2019-20 – REDSHIRT SOPHOMORE (AT WMU)

- Started and scored in all 31 games, averaging 16.0 ppg., 6.2 rpg., 2.5 apg. and 2.1 spg. over 32.5 minutes per contest.
- Averaged 20.8 ppg., 8.0 rebounds and 3.4 three-

pointers made over the last five contests as a redshirt sophomore.

- Hit 39 percent of field goals (185 of 480) and 32 percent on three-pointers (66 of 208) on the season.
- Led the team in minutes (1,007), scoring (495 points), field goals made (185), three-point field goals made (66) and steals (65), and was second in rebounds (191) and third in free throws made (59) and assists (76).
- That season point total ranked No. 9 all-time at WMU, while she was 11th in three pointers made.
- Finished fourth in the Mid-American Conference in steals (65), sixth in steals per game (2.1) and three-pointers made (66) and ninth in points per game (16.0) and three-pointers made per game (2.1).
- Made at least one three-pointer in 28 of 31 games and pulled down two or more caroms in all 31 games, including 23 contests with five or more boards.
- Scored in double figures in 27 games and had double-doubles (pts./rebs.) vs. Ball State (21/11) on March 7 and Bowling Green (21/10) on March 9.
- Posted 11 20+ scoring games along the way.
- Poured in a career-high 33 points against Northern Illinois on Feb. 29, knocking down career-bests of 13 field goals and seven three-pointers.
- Tallied 27 points on 11-of-19 shooting vs. Chicago State on Dec. 14.
- Produced a 26-point outburst on 10-of-15 marksmanship with seven rebounds and four assists vs. New Mexico State on Nov. 30.
- Dished out a career-high nine assists with Akron on Jan. 25 and also chipped in 10 points.

2018-19 – SOPHOMORE (AT WMU)

- Missed the entire season due to medical reasons.

2017-18 – FRESHMAN (AT WMU)

- Played in all 33 games, earning starting nods on 23 occasions en route to team co-most improved player accolades.
- Averaged 7.9 ppg., 3.8 rpg., 2.0 apg. and 1.6 spg.
- Scored in double figures 11 times during her rookie season and had one double-double.
- Led the squad in three-point field goals made (41) while shooting 32.0 percent from behind the arc.
- Finished second on the team in total assists (66) and steals (53).
- Fired in a season-high 32 points on 11 of 16 shooting vs. Bowling Green on March 5 in the MAC Championship First Round, including a season-best five three-pointers on eight attempts.
- Also had a 4-of-4 effort vs. Central Michigan and 4-of-5 showings vs. ETSU and Northern Illinois from behind the arc.
- Posted a double-double of 15 points and a career-best 12 rebounds at Bowling Green on Feb. 7.
- Tallied 11 points in her college debut vs. New Mexico on Nov. 10.

GENERAL

STAFF

PLAYERS

REVIEW

HISTORY

FACILITIES

NCAA

SEC

RECORDS

MEDIA INFO



PLAYERS

HIGH SCHOOL

- Named Miss Basketball in Michigan (2016-17)
- Averaged 22 points, eight rebounds, five steals and four assists as a senior at Mona Shores.
- Ranks No. 1 in points and assists, No. 2 in rebounds and No. 3 in steals in MSHS history.
- Team won or shared OK Black Conference titles four times.
- Mona Shores won three Class A district titles.
- Named a MHSAA Scholar-Athlete.

PERSONAL

- Full name is Jordan Danielle Walker.
- Nickname is "Jojo."
- Born on Feb. 7, 1999.
- Parents are Jarvis and Danielle Walker.
- Father (1985-1989) and mother (1987-91) both had decorated basketball careers at Ferris State University.
- Father was the 1989 GLIAC Player of the Year, a three-

time first-team all-league honoree and went on to play professionally in Germany after leading FSU to three NCAA Division II Tournament appearances.

- Mother was team MVP in 1990 and 1991, led the team in scoring and rebounding three times and was inducted into FSU Hall of Fame in 2007.
- Siblings include sister Jasmyn and brother Jarvis.
- Jasmyn was a two-year letterwinner at Western Michigan (2017-19).
- Jordan graduated from WMU in 2020 with a bachelor's degree in political science and a minor in communications.
- Pursuing a master's in business administration (MBA) at UT with a concentration in entrepreneurship and innovation.
- Interned with PepsiCo during the summer of 2021
- Recipient of the Randall Keith Nutt Athletic Scholarship Endowment.
- Follow @_jorw on Twitter and @_jojowinnin on Instagram.

WALKER'S CAREER STATISTICS (FIRST THREE YEARS AT WMU)

Season	GP-GS	MIN/MPG	FGs	FG Pct	3FGs	3FG Pct	FTs	FT Pct	O-R-Reb	RPG	PF-FO	Asst	TO	Blk	Stl	Pts	PPG
17-18	33-23	786/23.8	95-249	.382	41-128	.320	29-41	.707	27-98-125	3.8	78-3	66	48	8	53	262	7.9
18-19	DNP																
19-20	31-31	1,007/32.5	185-480	.385	66-208	.317	59-97	.608	56-135-191	6.2	106-4	76	82	3	65	495	16.0
20-21	25-13	552/22.1	48-142	.338	15-58	.259	23-39	.590	31-82-113	4.5	50-0	57	58	4	22	134	5.4
Totals	89-67	2,345/26.3	328-871	.377	122-394	.310	111-177	.627	114-315-429	4.8	234-7	199	188	15	140	889	10.0

2020-21 SEASON HIGHS

Points:	14 // Furman, 12/10/20
Rebounds:	14 // Middle Tenn., 3/21/21
Assists:	5 // Middle Tenn., 3/21/21
Steals:	3 // UConn, 1/21/21
Blocks:	1 // Texas A&M, 2/14/21*
Field Goals:	6 // W. Kentucky, 11/28/20
3-Pointers:	2 // Florida, 1/31/21*
Free Throws:	4 // Lipscomb, 12/28/20
Minutes:	35 // Missouri, 2/25/21

SEC HIGHS

Points:	9 // Florida, 1/31/21
Rebounds:	10 // Missouri, 2/25/21
Assists:	4 // Auburn, 2/28/21*
Steals:	2 // Kentucky, 2/11/21*
Blocks:	1 // Texas A&M, 2/14/21*
Field Goals:	3 // Florida, 1/31/21
3-Pointers:	2 // Florida, 1/31/21
Free Throws:	2 // South Carolina, 2/18/21*
Minutes:	35 // Missouri, 2/25/21

CAREER HIGHS

Points:	33 // N. Illinois, 2/29/20
Rebounds:	14 // Middle Tenn., 3/21/21
Assists:	9 // Akron, 1/25/20
Steals:	5 // E. Michigan, 3/4/20*
Blocks:	1 // Texas A&M, 2/14/21*
Field Goals:	13 // N. Illinois, 2/29/20
3-Pointers:	7 // N. Illinois, 2/29/20
Free Throws:	5 // Akron, 1/8/20*
Minutes:	45 // Ball State, 3/7/20*

NCAA HIGHS

Points:	9 // Middle Tenn., 3/21/21
Rebounds:	14 // Middle Tenn., 3/21/21
Assists:	5 // Middle Tenn., 3/21/21
Steals:	1 // Middle Tenn., 3/21/21
Blocks:	--
Field Goals:	4 // Middle Tenn., 3/21/21
3-Pointers:	1 // Michigan, 3/23/21
Free Throws:	1 // Middle Tenn., 3/21/21
Minutes:	38 // Michigan, 3/23/21



KAIYA WYNN

GUARD

5

FRESHMAN • HS • 6-0
RICHMOND, TEXAS • FOSTER H.S.

HIGH SCHOOL

- No. 39 overall player by Blue Star.
- No. 46 overall player by World Exposure Report.
- No. 46 overall player by All-Star Girls Report.
- No. 62 overall player, No. 25 guard, four-star rating in the espnW 100.
- No. 100 overall player, No. 32 guard, four-star rating by ProspectsNation.com.
- Played in 2021 PassThaBall Who's NXT All-American Game.
- Played in 2021 TABC and VYPE GHAGBA All-Star Games.
- Texas 5A Player of the Year and All-State First Team (2021), becoming Foster High's first hooper to win state player of the year honors.
- District 24 5A MVP (2021).
- District 24 All-Academic Team (2021).
- Houston Chronicle and VYPE All-Public School First Team (2021).
- All-Region (2018, 2019, 2020, 2021).
- DII AA Miss Basketball runner-up (2019, 2020).
- TSWA DII-AA All-State (2018, 2019, 2020).
- TSSAA All-State Tournament Team (2019, 2020).
- Surpassed a combined 2,000 career points during her prep career.
- Career highs include 40 points, 20 rebounds, 12 assists and 10 steals.
- Averaged 29.0 ppg., 10.8 rpg., 5.4 spg., 3.6 apg. and 1.2 bpg. as a senior in 2020-21 while shooting 54 percent from the field and 73 percent from the charity stripe.
- Averaged 15.3 ppg., 6.1 rpg., 2.3 spg. as a junior at Ensworth (Tenn.) H.S.
- Led Ensworth to a DII AA state title (2019, 2020) as a

sophomore and junior with 29-0 and 29-2 records.

- Participated in track for three seasons.
- Two-time Tennessee DII-AA state pentathlon champion (2018, 2019).
- Also claimed state titles in the 4x400m relay (2018, 2019) as well as the 400 meters and 4x200m relay (2019).
- Graduated with a 4.0 GPA.

SUMMER BASKETBALL

- Kentucky Premier teammates with UT classmate Brooklyn Miles.
- Former Kentucky men's basketball standout Anthony Epps was one of their coaches.ProspectsNation.com.

PERSONAL

- Full name is Kaiya Monét Wynn.
- Born on May 23, 2003, in Memphis, Tenn.
- Parents are Donald and KK Wynn.
- Father played basketball at the University of Alabama - Huntsville.
- Has two brothers (Dante and Dominic) and a sister (Kिमora).
- Dante signed to play football at the U.S. Air Force Academy.
- Chose UT over Louisville and NC State among others.
- Majoring in kinesiology.
- Recipient of the Marion D. Hoppe Winners' Circle Scholarship For Off Guards.
- Follow @kaiyaw_2 on Twitter, kaiyawynn on Instagram, kaiyaw34 on Snapchat and kaiyawynn on TikTok.

GENERAL

STAFF

PLAYERS

REVIEW

HISTORY

FACILITIES

NCAA

SEC

RECORDS

MEDIA INFO



LADY VOL CAREER GAME-BY-GAME STATISTICS

RAE BURRELL

2018-19 Opp.	Pts.	Reb.	Asts.	Blk	Stl.
Prebyterian	14	5	0	1	1
UNC Asheville	10	8	1	1	1
Fla. A&M	14	6	1	1	1
Clemson	3	1	0	0	0
UAB	2	1	0	0	0
Oklahoma St.	4	5	1	0	0
Stetson	0	0	0	0	0
Texas	2	4	0	0	0
Stanford	0	0	1	0	1
ETSU	5	6	0	1	0
Murray St.	11	6	2	0	1
Belmont	6	4	1	0	0
Auburn	0	3	0	1	1
Missouri	0	0	0	0	0
Kentucky	2	4	1	1	0
Georgia	4	5	0	0	0
Alabama	12	7	0	1	0
Arkansas	3	5	1	0	0
Notre Dame	0	1	0	1	0
LSU	0	0	1	0	0
Florida	2	3	1	0	0
Vanderbilt	0	2	0	0	0
Mississippi State	0	3	0	0	0
Auburn	0	0	0	0	0
Missouri	1	3	0	0	1
Texas A&M	2	1	0	0	0
South Carolina	7	4	0	0	1
Vanderbilt	2	0	1	1	0
Ole Miss	6	0	2	0	0
LSU	0	1	0	0	0
Mississippi St.	4	3	0	2	0
UCLA	0	0	0	0	0

2019-20 Opp.	Pts.	Reb.	Asts.	Blk	Stl.
ETSU	7	4	2	0	0
Central Ark.	8	2	1	0	0
Notre Dame	0	5	1	2	0
Tenn. State	14	7	3	0	1
Stetson	10	11	3	0	0
UAPB	17	4	4	0	5
Air Force	18	5	1	0	1
Texas	7	6	0	1	1
CSU	2	7	3	0	1
Stanford	7	5	0	2	0
Portland State	21	9	1	0	1
Howard	18	12	2	2	2
Missouri	8	3	1	0	2
Kentucky	16	6	1	3	2
Ole Miss	6	5	2	1	0
Georgia	7	5	2	1	0
Florida	11	3	2	0	2
Alabama	8	4	3	0	0
UConn	9	6	0	0	0
LSU	5	4	0	1	0
Vanderbilt	11	3	1	1	1
South Carolina	5	4	1	0	0
*Mississippi State	20	10	0	1	3
*LSU	2	3	1	0	0
*Texas A&M	19	7	0	1	0
*Arkansas	21	9	3	0	0
*Vanderbilt	12	9	3	0	0
*Ole Miss	14	4	1	0	1
*Auburn	3	2	1	0	1
*Missouri	16	4	0	0	0
*Kentucky	4	3	1	0	0

2020-21 Opp.	Pts.	Reb.	Asts.	Blk	Stl.
*W. Kentucky	18	4	7	0	1
*ETSU	20	1	1	0	3
*West Virginia	18	6	0	0	2
*Furman	26	3	7	1	2
*Indiana	18	2	1	0	0
*UNCG	9	6	3	2	0
*Lipscomb	10	2	1	1	0
*Arkansas	26	5	1	0	2
*LSU	18	3	0	2	1
*Georgia	7	2	4	0	1
*Alabama	17	3	1	1	0
*UConn	18	8	2	1	0
*Kentucky	13	7	1	0	0
*Ole Miss	17	3	2	0	0
*Florida	21	9	1	0	2
*Kentucky	22	6	1	1	0
*Texas A&M	18	5	1	0	0
*South Carolina	19	2	3	0	3
*Georgia	10	5	0	1	1
*Missouri	23	8	1	0	1
*Auburn	14	4	4	0	1
*Ole Miss	18	7	2	0	0
*South Carolina	9	5	3	0	1
*Middle Tennessee	22	7	1	2	2
*Michigan	11	5	0	0	1

TESS DARBY

2020-21 Opp.	Pts.	Reb.	Asts.	Blk	Stl.
Furman	3	0	0	0	0
UNCG	6	2	0	1	0
Lipscomb	2	1	0	0	0
Alabama	3	0	0	0	0
Kentucky	0	0	0	0	0
Kentucky	3	0	0	0	1
Auburn	3	0	1	0	0
South Carolina	0	0	0	0	0
Middle Tennessee	3	2	0	0	0
Michigan	0	1	1	0	1

KEYEN GREEN

2020-21 Opp.	Pts.	Reb.	Asts.	Blk	Stl.
*W. Kentucky	4	1	1	0	1
*ETSU	7	1	0	0	1
*WVU	12	9	0	1	0
*Furman	4	1	0	1	1

JORDAN HORSTON

2019-20 Opp.	Pts.	Reb.	Asts.	Blk	Stl.
ETSU	4	4	6	1	0
*Central Ark.	17	5	3	2	0
*Notre Dame	12	7	5	0	4
*Tenn. State	9	6	3	1	3
*Stetson	14	5	7	0	2
*UAPB	6	6	5	0	2
*Air Force	2	2	4	0	4
*Texas	3	7	5	1	0
*CSU	10	14	7	0	0
*Stanford	9	5	0	1	1
*Portland State	20	4	5	1	2
*Howard	14	8	6	0	2
*Missouri	13	5	2	1	0
*Ole Miss	11	9	7	0	3
*Georgia	14	6	7	1	0
*Florida	9	4	5	3	1
*Alabama	19	8	4	4	1
*UConn	4	5	4	0	1

*LSU	5	4	9	1	1
*Vanderbilt	11	6	5	2	0
*South Carolina	4	0	3	1	0
*Mississippi State	12	7	3	1	0
LSU	4	7	2	1	1
Texas A&M	7	4	6	0	1
Arkansas	9	6	4	0	1
Vanderbilt	16	4	5	0	2
Ole Miss	6	4	7	0	1
Auburn	6	4	1	1	1
Missouri	6	6	2	2	3
Kentucky	24	4	2	0	0

2020-21 Opp.	Pts.	Reb.	Asts.	Blk	Stl.
W. Kentucky	4	4	3	0	1
ETSU	12	2	3	1	5
West Virginia	13	5	5	2	3
Furman	5	2	1	0	0
*Indiana	13	6	6	1	3
*UNCG	4	4	5	0	1
*Lipscomb	7	3	4	3	1
*Arkansas	11	8	5	2	1
*LSU	11	2	1	0	1
*Georgia	11	3	4	0	4
*Alabama	14	6	7	1	0
*UConn	2	2	3	0	0
*Kentucky	2	3	7	0	1
*Ole Miss	13	3	3	1	1
*Florida	2	4	4	1	1
*Kentucky	11	7	3	2	0
*Texas A&M	2	5	7	1	1
South Carolina	12	5	5	0	1
Georgia	6	3	0	0	3
Missouri	9	2	6	0	0
Auburn	12	0	9	1	1
Ole Miss	12	7	5	0	1
South Carolina	11	3	1	3	2
Middle Tennessee	6	6	6	2	3
Michigan	10	3	1	2	1

TAMARI KEY

2019-20 Opp.	Pts.	Reb.	Asts.	Blk	Stl.
ETSU	11	12	3	5	0
*Central Ark.	8	5	1	3	0
*Notre Dame	11	5	0	3	0
*Tenn. State	7	2	1	2	0
*Stetson	2	1	0	2	0
*UAPB	8	7	1	2	1
*Air Force	10	6	0	0	1
*Texas	9	7	1	0	0
*CSU	11	3	0	1	0
*Stanford	2	2	1	1	0
*Portland State	11	7	0	1	0
*Howard	6	2	0	3	0
*Missouri	16	3	1	3	0
*Kentucky	7	4	1	5	0
*Ole Miss	9	10	1	6	1
*Georgia	13	1	3	0	2
*Florida	4	9	1	5	0
*Alabama	4	10	1	6	0
*UConn	2	3	0	2	0
*LSU	6	1	1	4	0
*Vanderbilt	6	4	1	3	0
*South Carolina	1	3	0	9	1
*Mississippi State	4	0	1	2	0
*LSU	9	3	0	2	0
*Texas A&M	7	6	1	0	0

LADY VOL CAREER GAME-BY-GAME STATISTICS

*Arkansas	6	3	0	2	0
*Vanderbilt	4	7	0	2	2
Ole Miss	17	7	0	0	2
*Auburn	2	3	0	0	0
*Missouri	8	3	0	1	0
*Kentucky	5	6	2	7	0

<u>2020-21 Opp.</u>	<u>Pts.</u>	<u>Reb.</u>	<u>Asts.</u>	<u>Blk</u>	<u>Stl.</u>
W. Kentucky	5	2	0	4	0
ETSU	6	5	0	2	0
West Virginia	4	8	0	3	0
Furman	8	4	0	2	1
*Indiana	2	3	0	0	0
*UNCG	6	1	0	1	2
*Lipscomb	9	4	0	1	1
*Arkansas	2	2	1	1	0
*LSU	12	6	1	2	1
*Georgia	14	5	2	4	2
*Alabama	15	7	0	0	0
*UConn	10	9	0	3	0
*Kentucky	19	4	0	2	0
*Ole Miss	7	5	0	2	0
*Florida	23	10	1	10	1
*Kentucky	9	6	1	6	1
*Texas A&M	10	10	0	1	0
*South Carolina	5	4	1	5	0
*Georgia	9	8	1	4	0
*Missouri	8	8	0	3	1
*Auburn	10	10	2	4	1
*Ole Miss	2	3	1	1	0
*South Carolina	8	6	1	4	1
*Middle Tennessee	13	2	0	3	0
*Michigan	7	9	0	4	0

JESSIE RENNIE

<u>2019-20 Opp.</u>	<u>Pts.</u>	<u>Reb.</u>	<u>Asts.</u>	<u>Blk</u>	<u>Stl.</u>
ETSU	0	1	0	0	2
Central Ark.	3	1	1	0	2
Notre Dame	0	0	0	0	0
Tenn. State	0	2	2	0	0
Stetson	3	2	0	0	0
UAPB	0	2	4	0	0
Air Force	3	2	1	0	2
Texas	0	0	2	0	0
CSU	8	0	1	0	0
Stanford	3	1	0	0	0
Portland State	3	2	1	0	1
Howard	16	2	1	0	0
Missouri	0	0	0	0	0
Kentucky	0	0	0	0	0
Ole Miss	11	2	1	0	0
Georgia	0	0	0	0	0
Florida	6	0	1	0	0
Alabama	0	0	0	0	0
UConn	0	0	0	0	0
LSU	0	1	2	0	1
South Carolina	0	0	0	0	0
Mississippi State	0	0	0	0	0
LSU	3	0	0	0	0
Texas A&M	0	0	0	0	0
Arkansas	9	2	1	0	0
Vanderbilt	3	1	0	0	0
Ole Miss	6	1	1	0	0
Auburn	3	2	1	0	0
Missouri	0	0	0	0	0
Kentucky	0	0	1	0	0

<u>2020-21 Opp.</u>	<u>Pts.</u>	<u>Reb.</u>	<u>Asts.</u>	<u>Blk</u>	<u>Stl.</u>
W. Kentucky	0	3	2	0	0
ETSU	1	2	0	0	3
West Virginia	0	0	0	0	0
Furman	4	1	3	0	1
UNCG	3	1	5	0	0
Lipscomb	2	0	0	0	1
Alabama	0	0	0	0	0
Kentucky	0	1	0	0	0
Florida	1	0	0	0	0
Kentucky	0	0	0	0	0
Missouri	0	0	0	0	0
Auburn	0	0	0	0	0
South Carolina	0	0	0	0	0
Middle Tennessee	0	1	0	0	0

EMILY SAUNDERS

<u>2019-20 Opp.</u>	<u>Pts.</u>	<u>Reb.</u>	<u>Asts.</u>	<u>Blk</u>	<u>Stl.</u>
Central Ark.	2	4	0	0	0
Tenn. State	6	2	0	1	0
Stetson	1	2	0	2	0
UAPB	8	2	0	1	0
Air Force	4	2	0	3	0
CSU	2	1	0	2	0
Portland State	2	2	0	1	0
Howard	4	3	0	0	0
Ole Miss	8	4	0	0	0
Florida	0	0	0	0	0

<u>2020-21 Opp.</u>	<u>Pts.</u>	<u>Reb.</u>	<u>Asts.</u>	<u>Blk</u>	<u>Stl.</u>
W. Kentucky	3	5	0	0	0
ETSU	0	0	0	0	0
Furman	0	0	0	0	0
Indiana	2	3	0	0	0
UNCG	2	1	1	0	1
Lipscomb	2	1	1	1	0
Arkansas	0	1	1	0	0
Alabama	0	0	0	1	0
Kentucky	2	1	0	0	0
Florida	0	0	0	0	0
Kentucky	0	1	0	0	0
Georgia	0	2	0	0	0
Auburn	2	2	0	0	0
Ole Miss	0	0	0	0	0
South Carolina	0	1	0	0	0
Middle Tennessee	0	0	0	0	0

MARTA SUÁREZ

<u>2020-21 Opp.</u>	<u>Pts.</u>	<u>Reb.</u>	<u>Asts.</u>	<u>Blk</u>	<u>Stl.</u>
*W. Kentucky	11	6	4	0	1
*ETSU	2	8	1	0	1
*West Virginia	8	6	1	0	0
*Furman	7	8	3	0	0
*Indiana	5	7	0	0	0
*UNCG	9	7	1	1	0
*Lipscomb	8	6	0	0	0
*Arkansas	2	7	3	0	2
*LSU	2	1	1	0	1
*Georgia	8	6	1	0	1
*Alabama	5	1	2	0	0
*UConn	10	6	0	0	1
*Kentucky	6	4	0	0	0
*Ole Miss	0	0	0	0	0
Kentucky	0	0	0	0	0
Texas A&M	6	0	0	0	1
South Carolina	0	1	0	0	0

Georgia	0	0	0	0	0
Missouri	0	0	0	0	0
Auburn	0	1	0	0	0
Ole Miss	0	3	1	0	0
South Carolina	2	2	0	0	0

JORDAN WALKER

<u>2020-21 Opp.</u>	<u>Pts.</u>	<u>Reb.</u>	<u>Asts.</u>	<u>Blk</u>	<u>Stl.</u>
*W. Kentucky	13	2	4	0	1
*ETSU	0	3	3	0	1
*West Virginia	4	4	2	0	2
*Furman	14	3	2	0	2
Indiana	5	2	0	0	1
UNCG	5	4	1	0	1
Lipscomb	6	6	4	0	2
Arkansas	7	5	3	0	0
LSU	5	2	2	0	0
Georgia	2	1	0	0	0
Alabama	3	3	4	0	0
UConn	4	4	5	0	3
Kentucky	2	4	3	0	2
Ole Miss	4	5	2	1	0
Florida	9	0	3	0	1
*Kentucky	2	9	0	1	2
Texas A&M	1	2	3	1	0
*South Carolina	6	4	3	0	0
*Georgia	4	7	0	0	1
*Missouri	5	10	1	0	0
*Auburn	3	5	4	0	0
*Ole Miss	5	2	1	0	0
*South Carolina	11	5	0	1	1
*Middle Tennessee	9	14	5	0	1
*Michigan	5	7	2	0	1

* Denotes games started

GENERAL

STAFF

PLAYERS

REVIEW

HISTORY

FACILITIES

NCAA

SEC

RECORDS

MEDIA INFO



LADY VOL CAREER PRODUCTION TRACKER

RAE BURRELL	2020-21	Career
Had a Double-Double	--	3
Scored 10+ Points	22	43
Scored 20+ Points	7	10
Led UT in Scoring	8	17
Led UT in Rebounding	--	6
Led UT in Blocks	1	5
Led UT in Steals	5	13
Had 3+ Assists	6	13
Had 3+ 3-pt	4	5

TESS DARBY	2020-21	Career
Had a Double-Double	--	--
Scored 10+ Points	--	--
Scored 20+ Points	--	--
Led UT in Scoring	--	--
Led UT in Rebounding	--	--
Had 10+ Rebounds	--	--
Led UT in 3-pt	2	2
Had 3+ Assists	--	--
Had 3+ 3-pt	--	--

KEYEN GREEN	2020-21	Career*
Had a Double-Double	--	17
Scored 10+ Points	1	65
Scored 20+ Points	--	13
Led UT in Scoring	--	0
Led UT in Rebounding	1	1
Led UT in Assists	--	0
Led UT in Steals	--	0
Had 3+ Assists	--	3
Had 3+ 3-pt	--	0

* Includes Liberty University

JORDAN HORSTON	2020-21	Career
Had a Double-Double	--	1
Scored 10+ Points	14	19
Scored 20+ Points	--	2
Led UT in Scoring	1	4
Led UT in Rebounding	--	3
Led UT in Assists	16	37
Led UT in Steals	10	21
Had 3+ Assists	20	45
Had 3+ 3-pt	--	2

TAMARI KEY	2020-21	Career
Had a Double-Double	3	4
Had a Triple-Double	1	1
Scored 10+ Points	9	17
Scored 20+ Points	1	1
Led UT in Scoring	2	2
Led UT in Rebounding	4	9
Had 10+ Rebounds	3	6
Led UT in Blocks	19	40
Had 3+ Blocks	12	26

JESSIE RENNIE	2020-21	Career
Had a Double-Double	--	--
Scored 10+ Points	--	2
Scored 20+ Points	--	--
Led UT in Scoring	--	--
Led UT in Assists	1	1
Led UT in Steals	--	2
Led UT in 3-pointers	--	7
Had 3+ Assists	2	3
Had 3+ 3-pt	--	3

EMILY SAUNDERS	2020-21	Career
Had a Double-Double	--	--
Scored 10+ Points	--	--
Scored 20+ Points	--	--
Led UT in Scoring	--	--
Led UT in Rebounding	--	--
Had 10+ Rebounds	--	--
Led UT in Assists	--	--
Led UT in Blocks	--	4
Had 3+ Blocks	--	1

MARTA SUÁREZ	2020-21	Career
Had a Double-Double	--	--
Scored 10+ Points	2	2
Scored 20+ Points	--	--
Led UT in Scoring	--	--
Led UT in Rebounding	3	3
Had 10+ Rebounds	--	--
Led UT in Steals	3	3
Had 3+ Assists	3	3
Had 3+ 3-pt	--	--

JORDAN WALKER	2020-21	Career*
Had a Double-Double	--	3
Scored 10+ Points	3	41
Scored 20+ Points	--	12
Led UT in Scoring	1	1
Led UT in Rebounding	3	3
Led UT in Assists	5	5
Had 3+ Assists	12	37
Had 3+ Steals	1	17
Had 3+ 3-pt	--	15

* Includes Western Michigan University



2020-21
REVIEW

2020-21 POSTSEASON NOTEBOOK

LADY VOLS' RISE CONTINUED IN 2020-21

- The Lady Vols fashioned a 17-8 overall record and 9-4 mark in SEC play, good for a third-place result for the second year in a row.
- It marked Tennessee's fewest overall losses and fewest conference setbacks since 2014-15 and gave the program its highest back-to-back league finishes since taking second and first in 2013-14 and 2014-15, respectively.
- The Big Orange made it to the semifinal round of the SEC Tournament for the first time since 2016, falling to eventual champion South Carolina.
- UT wound up No. 13 in the final AP Poll of the year and No. 16 in the USA Today Coaches Poll.
- The Big Orange posted four victories over ranked teams (No. 2/3 South Carolina, No. 12/12 Kentucky, No. 13/13 Arkansas, No. 15/15 Indiana), marking the most in a season since 2017-18 when it had seven.
- UT also suffered setbacks to six squads ranked at the time it played them: No. 3/5 UConn (67-61), No. 6/5 Texas A&M (80-70), No. 7/7 South Carolina (67-52), No. 16/14 Michigan (70-55), No. 20/18 Kentucky (71-56) and No. 22/23 Georgia (57-55), with Renna Davis missing the UK game due to medical reasons, Keyen Green missing all of those games and Marta Suárez being hampered severely during the losses with Kentucky, Texas A&M, Georgia and South Carolina and and out vs. Michigan.
- Tennessee's other two losses were to teams who ended up being ranked but weren't at the time: No. 10/13 Georgia (67-66) and No. 17/24 West Virginia (79-73 OT).
- Tennessee finished at No. 16 in the NCAA NET Rankings, sitting as the fourth-highest SEC team behind South Carolina (5), Texas A&M (13) and Georgia (15).
- UT went 8-9 vs. top-50 NET teams. It also had wins over LSU and Florida squads that were in the top 64 for all but the last ranking period.
- The Lady Vols had wins over NET No. 5 South Carolina, No. 9 Indiana, No. 24 Arkansas, No. 26 Kentucky, No. 36 Alabama, No. 39 Ole Miss (twice) and No. 47 Missouri among the top 50.
- UT had four close losses, including to No. 2 UConn (by six), No. 16 Georgia (twice by a combined total of three points) and No. 24 West Virginia (by six in overtime). UT also fell to No. 4 South Carolina in the SEC Tournament and to No. 18 Kentucky on Feb. 11 without the services of Renna Davis due to medical reasons.

REMAINING PERFECT IN NCAA BIDS

- The Lady Vols made their 39th consecutive NCAA Tournament, continuing as the only school to appear in every Division I tourney.
- Tennessee earned a No. 3 seed in the River Walk Region, marking the program's fifth time as a No. 3 seed in the tournament.
- UT is now 126-31 in NCAA Tournament play, ranking first in games played (157) and victories (126) and second in winning percentage (.803).
- The Lady Vols defeated No. 14 seed Middle Tennessee, 87-62, in the NCAA First Round in Austin, Texas, on March 21 and fell, 70-55, to No. 6 seed Michigan in San Antonio on March 23.
- The entire tournament was held in the San Antonio

area, as the NCAA created a bubble-like atmosphere to keep teams healthy while the world was in the grips of the COVID-19 pandemic.

HARPER REMAKE CONTINUES

- It's not ideal to try and remake a program during the midst of a pandemic, but Kellie Harper has continued to keep Tennessee on an upward path.
- Season two saw the program defeat four ranked teams after beating only one in 2019-20.
- In leading Tennessee to a postseason berth, the second-year Lady Vol skipper became only the second basketball coach to guide four different programs into NCAA Division I Women's Tournament play.
- She is the first to do so at her alma mater and would have done so sooner had the 2020 tournament not been canceled due to the spread of COVID-19.
- Harper has led Western Carolina (2005, 2009), NC State (2010), Missouri State (2016, 2019) and her alma mater, Tennessee (2021), to the Big Dance.
- She joins Jim Foster, who guided St. Joseph's, Vanderbilt, Ohio State and Chattanooga to NCAA bids.
- It marked the 13th postseason appearance of Harper's head coaching career, including her sixth in the NCAA Tournament.
- Tennessee finished third in the SEC for the second straight season after being picked sixth by the media and seventh by the coaches in 2019-20 and sixth by each in 2020-21.

TESTING THEIR GRIT

- A young Tennessee lineup learned to play with grit, and the fight from players became quite evident.
- UT came from behind, held on during runs or overcame injuries, foul trouble or poor shooting games to win.
- Kellie Harper's program is 9-4 in games decided by five points or fewer since she arrived, including 4-2 in 2020-21 with one-point wins over LSU and Ole Miss, five-point wins over Missouri and Ole Miss (SEC Tournament) and both a one-point loss and two-point setback to Georgia.
- The 2020-21 Lady Vols trailed in 19 games and came back to win 11 of them. They also made late charges in the games they lost before coming up short.

A KNACK FOR BUZZER-BEATERS

- Renna Davis hit 15 career buckets during her UT career with the clock winding down.
- She hit two game winners. Davis lifted Tennessee past Alabama last season and Auburn (SEC Tournament) as a freshman with last-second shots.
- She also put points on the board at the end of the first half four times during her career, including once in each of her four seasons as a Lady Vol. The latest was a three-pointer at the end of the first half vs. Ole Miss in the 2021 SEC Tournament.
- Also clutch at the end of other quarters, Davis scored in the closing seconds of the third quarter seven times and at the end of the first stanza twice.
- Jordan Horston has had a few herself, including a 3/4-court three at the end of the first quarter vs. Ole Miss in the 2021 SEC Tournament, and a game-winning runner at Auburn in the 2020 regular-season finale.

STRONG IN THE PAINT, ON BOARDS

- In 2020-21, Tennessee proved to be a strong scoring team inside and one that worked diligently to get second chance points as well.
- The Lady Vols won the points in the paint battle 21 times, lost it twice and tied with two other teams.
- UT outworked its foes in second-chance points in 20 games, while losing that battle five times.
- The Big Orange ranked No. 5 nationally and No. 2 in the SEC in rebound margin at 12.8.
- Tennessee finished sixth nationally in rebounds per game (45.52) and second in the SEC.
- The squad was No. 18 nationally and No. 2 in the SEC in offensive rebounds per game (15.5).

MAKE 'EM MAKE TOUGH SHOTS

- Tennessee proved once again to be difficult to shoot well against.
- The Lady Vols ranked No. 28 in the country and No. 1 in the SEC in field goal percentage defense in 2020-21, limiting opponents to only 36.3 percent accuracy.
- UT ranked No. 6 in the nation and No. 2 in the SEC in 2019-20 in field goal percentage defense at 33.8.

SEASON HONORS

- Rennia Davis received WBCA All-America Honorable Mention accolades for the third year in a row and the same honors from the USBWA and Associated Press for the second time in her career.
- Davis won the Senior CLASS Award, becoming the first Lady Vol to do so. The award, chosen by a nationwide vote of Division I women's basketball coaches, national basketball media and fans, is given annually to the most outstanding student-athlete in Division I women's basketball.
- The Tennessee Sports Writers Association chose her as its Women's College Basketball Player of the Year
- Davis also was a finalist for the Cheryl Miller Award, given to the nation's best small forward.
- The SEC Coaches Awards came out on March 2, and Rennia Davis was All-SEC First Team (her third time on the All-SEC team/second time on first team), Rae Burrell was All-SEC Second Team, Tamari Key made the All-Defensive Team and Marta Suárez was named to the All-Freshman Team.
- Kellie Harper was on the Werner Ladder Naismith Women's Coach of the Year late season list.
- Davis also advanced to the John R. Wooden Award Late Season Top 20, the Jersey Mike's Women's Naismith Trophy Midseason Team and the Wade Trophy Midseason Watch List.
- Davis was named the SEC and College Sports Madness SEC Player of the Week on Dec. 21 and 23, respectively. She also collected SEC Player of the Week kudos on Feb. 23.
- The entire Lady Vol squad was recognized when the SEC Community Service Team was announced for their continued work in the Knoxville area, which included virtual volunteer opportunities.
- Tennessee was chosen as SEC Team of the Week on Jan. 25 after UT dropped a narrow decision to UConn and defeated No. 12/12 Kentucky.
- Tamari Key picked up her first-ever SEC weekly honor on Feb. 2, being named SEC Co-Player of the Week along with Chelsea Dungee of Arkansas.
- Marta Suárez was named the SEC Freshman of the Week on Jan. 26.

SNAPSHOT OF RENNIA DAVIS

- Rennia Davis averaged 17.3 points and 8.8 rebounds per game to pace Tennessee in both categories in 2020-21 as a senior.
- She shot 48.0 percent from the field and 85.3 percent at the free-throw line.
- Even better in SEC play, Davis put up 20.0 ppg. and 9.0 rpg. while shooting 52.3 percent from the floor and 85.2 at the charity stripe.
- Her worksheet also included 10 double-doubles and 10 games of 20 or more points.
- From a career standpoint, Davis concluded her UT tenure fourth all-time among Lady Vols in double-doubles with 39, trailing only Chamique Holdscraw (57), Mercedes Russell (46) and Candace Parker (45).
- She was fifth in career 20-point scoring games with 23.
- Davis wound up ninth in scoring (1,815) and points per game (15.4), 10th in rebounds (947) and sixth in rebounds per game at 8.03 rpg.
- Additionally, she finished sixth in free-throw percentage (.816), eighth in field goals attempted (1,477) and ninth in field goals made (696).
- Davis joined Holdscraw, Parker and Tamika Catchings as the only Lady Vols to currently rank in the UT career top 10 in points, points per game, rebounds and rebounds per game.

LYNX PICK DAVIS, KASI PLAYS OVERSEAS

- Rennia Davis became the 43rd Tennessee women's basketball player, and the first of the Kellie Harper era, to be taken in a WNBA Draft, with the 6-foot-2 guard/forward going to the Minnesota Lynx with the No. 9 pick of the first round.
- Davis became the 18th Lady Vol to be chosen during the first round. UT's numbers include two players (Dena Head and Daedra Charles) who were first-round selections in the 1997 WNBA Elite Draft and another (Diamond DeShields) who played overseas in Turkey before being chosen in the 2018 WNBA College draft.
- Davis' selection nudged Tennessee back in front of UConn (40) for most alums taken exclusively in the college draft with 41. UT is second in first-round picks in the college draft with 16, trailing only UConn's total of 26. No SEC school comes close to sending as many players on to the next level.
- Davis, who is the highest Lady Vol selection since Diamond DeShields went at No. 3 to the Chicago Sky in 2018, is the first Lady Vol ever to be chosen at No. 9 and the fifth UT player to be drafted by the Lynx. The others were Tonya Edwards (1st Rd., 7th, 1999), Tasha Butts (2nd Rd., 20th, 2004), Nicky Anosike (2nd Rd., 16th, 2008) and Bashaara Graves (2nd, 22nd, 2016).
- Senior Kasiyahna Kushkituah, a reserve center who started the last 11 games of the season at power forward, earned pro contracts in Brazil and Portugal.

THREE NEWCOMERS BECOME STARTERS

- A trio of newcomers Kellie Harper recruited all became starters last season in year one.
- Freshman wing Marta Suarez started from day one until an injury ended her season.
- Graduate transfer forward Keyen Green started the first four games before an injury ended her year.
- Another graduate transfer, point guard Jordan Walker started the first four and 13 total.

GENERAL

STAFF

PLAYERS

REVIEW

HISTORY

FACILITIES

NCAA

SEC

RECORDS

MEDIA INFO



2020-21 CUMULATIVE STATISTICS (25 GAMES)

PLAYER	GP-GS	TOTAL			3-PTS			REBOUNDS				PF	FO	A	TO	BLK	STL	PTS	AVG	
		MIN-AVG	FG-FGA	PCT	3FG-FGA	PCT	FT-FTA	PCT	OFF	DEF	TOT									AVG
DAVIS	24-24	774-32.2	157-327	.480	20-77	.260	81-95	.853	59	153	212	8.8	46	0	56	50	8	20	415	17.3
BURRELL	25-25	804-32.2	157-343	.458	39-97	.402	66-80	.825	35	79	114	4.6	37	0	46	69	10	24	419	16.8
KEY	25-21	602-24.1	91-145	.628	0-0	.000	41-63	.651	68	73	141	5.6	76	4	12	39	72	12	223	8.9
HORSTON	25-13	676-27.0	83-237	.350	14-50	.280	35-48	.729	16	82	98	3.9	54	0	104	68	23	36	215	8.6
KUSHKITUAH	25-11	592-23.7	74-157	.471	0-0	.000	21-47	.447	66	85	151	6.0	44	1	29	40	12	7	169	6.8
GREEN	4-4	83-20.8	10-19	.526	0-1	.000	7-13	.538	5	7	12	3.0	6	0	1	3	2	3	27	6.8
WALKER	25-13	552-22.1	48-142	.338	15-58	.259	23-39	.590	31	82	113	4.5	50	0	57	58	4	22	134	5.4
SUAREZ	22-14	352-16.0	37-91	.407	8-27	.296	9-12	.750	26	54	80	3.6	30	0	18	39	1	8	91	4.1
MCCOY	3-0	39-13.0	4-8	.500	3-4	.750	0-0	.000	3	4	7	2.3	2	0	2	1	4	11	3.7	
DARBY	10-0	80-8.0	8-26	.308	7-21	.333	0-0	.000	4	2	6	0.6	4	0	2	5	1	2	23	2.3
SALARY	24-0	290-12.1	19-54	.352	5-17	.294	4-7	.571	10	48	58	2.4	31	1	26	24	1	21	47	2.0
SAUNDERS	16-0	69-4.3	5-14	.357	0-0	.000	3-4	.750	11	7	18	1.1	11	0	3	3	2	1	13	0.8
RENNIE	14-0	112-8.0	3-19	.158	1-14	.071	3-4	.750	5	5	10	0.7	6	0	10	7	0	5	10	0.7
TEAM									49	70	119	4.8	0		9					0
TOTAL	25	696-1582	440	112-366	.306	293-412	.711	388	751	1139	45.6	397	6	366	416	137	165	1797	71.9	
OPPONENTS	25	564-1553	.363	169-540	.313	266-391	.680	270	547	817	32.7	399	-	291	345	74	226	1563	62.5	

2020-21 SEC STATISTICS (13 GAMES)

Player	GP-GS	TOTAL			3-PTS			REBOUNDS				PF	FO	A	TO	Blk	Stl	Pts	Avg	
		Min-Avg	FG-FGA	Pct	3FG-FGA	Pct	FT-FTA	Pct	Off	Def	Tot									Avg
DAVIS	12-12	413-34.4	91-174	.523	12-44	.273	46-54	.852	29	79	108	9.0	22	0	30	20	3	13	240	20.0
BURRELL	13-13	448-34.5	88-189	.466	20-52	.385	29-36	.806	16	46	62	4.8	19	0	20	40	5	12	225	17.3
KEY	13-13	354-27.2	60-92	.652	0-0	.000	23-37	.622	38	47	85	6.5	41	2	10	18	44	7	143	11.0
HORSTON	13-9	375-28.8	45-127	.354	6-21	.286	20-30	.667	7	44	51	3.9	30	0	61	31	9	15	116	8.9
KUSHKITUAH	13-7	350-26.9	41-91	.451	0-0	.000	16-34	.471	47	56	103	7.9	24	0	20	26	8	2	98	7.5
WALKER	13-5	277-21.3	18-61	.295	7-25	.280	10-20	.500	11	46	57	4.4	22	0	28	31	3	6	53	4.1
SUAREZ	12-6	142-11.8	12-33	.364	4-10	.400	1-1	1.000	9	12	21	1.8	14	0	7	17	0	5	29	2.4
DARBY	4-0	22-5.5	3-7	.429	3-6	.500	0-0	.000	0	0	0	0.0	1	0	1	2	0	1	9	2.3
SALARY	13-0	166-12.8	10-30	.333	1-7	.143	1-3	.333	7	25	32	2.5	21	1	15	15	1	6	22	1.7
SAUNDERS	7-0	19-2.7	2-6	.333	0-0	.000	0-0	.000	5	2	7	1.0	3	0	1	0	1	0	4	0.6
RENNIE	6-0	34-5.7	0-3	.000	0-2	.000	0-0	.000	2	0	2	0.3	1	0	0	3	0	0	0	0.0
TEAM									25	29	54	4.2	0		7					0
TOTAL	13	370-813	.455	53-167	.317	146-215	.679	196	386	582	44.8	198	3	193	210	74	67	939	72.2	
OPPONENTS	13	314-830	.378	82-250	.328	136-204	.667	150	276	426	32.8	197	-	145	154	41	130	846	65.1	

2020-21 TENNESSEE LADY VOLS



The 2020-21 Lady Vols (17-8 overall, 9-4 SEC) finished third in the SEC for the second-straight season, made it to the NCAA Tournament Second Round and ended the year at No. 13 in the AP Poll and No. 16 in the USA Today Coaches Poll.

2020-21 GAME-BY-GAME RESULTS

RECORD:		OVERALL	HOME	AWAY	NEUTRAL		
ALL GAMES		17-8	11-2	4-4	2-2		
CONFERENCE		9-4	6-1	3-3	0-0		
NON-CONFERENCE		8-4	5-1	1-1	2-2		
DATE	TIME	OPPONENT	W/L	SCORE	ATTEND	HIGH POINTS	HIGH REBOUNDS
11/28/20	2:00 p.m.	WESTERN KY.	W	87-47	2239	(18)Rae Burrell	(11)Rennia Davis
12/01/20	7:00 p.m.	ETSU	W	67-50	2156	(20)Rae Burrell	(8)Marta Suarez
12/06/20	2:00 p.m.	at West Virginia	L(OT)	73-79	142	(18)Rae Burrell	(9)Keyen Green
12/10/20	7:00 p.m.	FURMAN	W	90-53	2137	(26)Rae Burrell	(8)Marta Suarez
12/17/20	4:00 p.m.	at Indiana	W	66-58		(19)Rennia Davis	(15)Rennia Davis
12/20/20	12:00 p.m.	UNC GREENSBORO	W	66-40	2114	(13)Kasiyahna Kushkituah	(7)Marta Suarez
12/28/20	7:00 p.m.	LIPSCOMB	W	77-52	2141	(19)Rennia Davis	(11)Rennia Davis
01/07/21	6:30 p.m.	ARKANSAS	W	88-73	2143	(26)Rennia Davis	(11)Rennia Davis
01/10/21	1:00 p.m.	*at LSU	W	64-63	762	(18)Rae Burrell	(9)Rennia Davis
01/14/21	6:30 p.m.	*GEORGIA	L	66-67	2167	(15)Rennia Davis	(7)Kasiyahna Kushkituah
01/17/21	6:00 p.m.	*at Alabama	W	82-56	914	(21)Rennia Davis	(10)Rennia Davis
01/21/21	7:00 p.m.	UCONN	L	61-67	3553	(18)Rae Burrell	(9)Rennia Davis
01/24/21	2:00 p.m.	*KENTUCKY	W	70-53	2609	(19)Tamari Key	(9)Tamari Key
01/28/21	7:00 p.m.	*OLE MISS	W	68-67	2167	(21)Rennia Davis	(20)Rennia Davis
01/31/21	2:00 p.m.	*FLORIDA	W	79-65	2409	(23)Tamari Key	(8)Kasiyahna Kushkituah
02/11/21	7:00 p.m.	*at Kentucky	L	56-71	1683	(22)Rae Burrell	(12)Kasiyahna Kushkituah
02/14/21	2:00 p.m.	*at Texas A&M	L	70-80	500	(25)Rennia Davis	(9)Jordan Walker
02/18/21	7:00 p.m.	*SOUTH CAROLINA	W	75-67	2512	(24)Rennia Davis	(10)Kasiyahna Kushkituah
02/21/21	12:00 p.m.	*at Georgia	L	55-57	1113	(22)Rennia Davis	(12)Rennia Davis
02/25/21	7:00 p.m.	*at Missouri	W	78-73	1828	(26)Rennia Davis	(13)Kasiyahna Kushkituah
02/28/21	2:00 p.m.	*AUBURN	W	88-54	3077	(23)Rennia Davis	(10)Jordan Walker
03/05/21	8:30 p.m.	*vs Ole Miss	W	77-72	2409	(33)Rennia Davis	(11)Rennia Davis
03/06/21	6:30 p.m.	*vs South Carolina	L	52-67	2662	(11)Jordan Horston	(6)Rennia Davis
03/21/21	1:00 p.m.	vs Middle Tenn.	W	87-62		(24)Rennia Davis	(11)Jordan Walker
03/23/21	4:00 p.m.	vs Michigan	L	55-70		(12)Rennia Davis	(6)Tamari Key

* = SEC
 * = SEC Tournament

ATTENDANCE SUMMARY	GAMES	TOTALS	AVG/GAME
HOME	13	31424	2417
AWAY	8	6942	868
NEUTRAL	4	5071	1268
TOTAL	25	43437	1737

2020-21 LADY VOL GAME-BY-GAME STARTING LINEUPS

OPPONENT	1	2	3	4	5
Western Kentucky	F/C-Green	G/F-Suárez	G/F-Davis	G/F-Burrell	G-Walker
ETSU	F/C-Green	G/F-Suárez	G/F-Davis	G/F-Burrell	G-Walker
West Virginia	F/C-Green	G/F-Suárez	G/F-Davis	G/F-Burrell	G-Walker
Furman	F/C-Green	G/F-Suárez	G/F-Davis	G/F-Burrell	G-Walker
Indiana	C- Key	G/F-Suárez	G/F-Davis	G/F-Burrell	G-Horston
UNCG	C- Key	G/F-Suárez	G/F-Davis	G/F-Burrell	G-Horston
Lipscomb	C- Key	G/F-Suárez	G/F-Davis	G/F-Burrell	G-Horston
Arkansas	C- Key	G/F-Suárez	G/F-Davis	G/F-Burrell	G-Horston
LSU	C- Key	G/F-Suárez	G/F-Davis	G/F-Burrell	G-Horston
Georgia	C- Key	G/F-Suárez	G/F-Davis	G/F-Burrell	G-Horston
Alabama	C- Key	G/F-Suárez	G/F-Davis	G/F-Burrell	G-Horston
UConn	C- Key	G/F-Suárez	G/F-Davis	G/F-Burrell	G-Horston
Kentucky	C- Key	G/F-Suárez	G/F-Davis	G/F-Burrell	G-Horston
Ole Miss	C- Key	G/F-Suárez	G/F-Davis	G/F-Burrell	G-Horston
Florida	C- Key	F-Kushkituah	G/F-Davis	G/F-Burrell	G-Horston
Kentucky	C- Key	F-Kushkituah	G-Walker	G/F-Burrell	G-Horston
Texas A&M	C- Key	F-Kushkituah	G/F-Davis	G/F-Burrell	G-Horston
South Carolina	C- Key	F-Kushkituah	G/F-Davis	G/F-Burrell	G-Walker
Georgia	C- Key	F-Kushkituah	G/F-Davis	G/F-Burrell	G-Walker
Missouri	C- Key	F-Kushkituah	G/F-Davis	G/F-Burrell	G-Walker
Auburn	C- Key	F-Kushkituah	G/F-Davis	G/F-Burrell	G-Walker
Ole Miss	C- Key	F-Kushkituah	G/F-Davis	G/F-Burrell	G-Walker
South Carolina	C- Key	F-Kushkituah	G/F-Davis	G/F-Burrell	G-Walker
Middle Tennessee	C- Key	F-Kushkituah	G/F-Davis	G/F-Burrell	G-Walker
Michigan	C- Key	F-Kushkituah	G/F-Davis	G/F-Burrell	G-Walker

- GENERAL
- STAFF
- PLAYERS
- REVIEW
- HISTORY
- FACILITIES
- NCAA
- SEC
- RECORDS
- MEDIA INFO



GAME 1

Western Kentucky vs. UT // Nov. 28, 2020

Western Ky. 0-1	FG	3PT	FT	REBS	PF	TP	A	To	Bl	St	Min
12 Fatou Pouye	f	2-6	1-3	0-0	1-0	1	5	1	0	0	24
30 Selma Kulo	f	1-3	0-0	0-0	1-2	3	2	2	1	0	16
00 Myriah Hayward	g	3-8	1-2	1-6	0-3	0	8	4	0	1	31
03 Ally Collett	g	4-7	3-6	5-6	0-3	2	16	1	5	0	28
40 Meral Abdelgawad	g	3-9	2-6	5-5	2-7	3	13	3	4	0	28
01 Hope Sivori	g	0-13	0-0	0-0	2-3	5	0	2	4	0	23
02 Jenna Kallenberg	1-4	1-4	0-0	0-2	2	0	3	0	0	0	13
05 Megan Landsiedel	0-0	0-0	0-0	0-0	1	0	0	0	0	0	4
21 Tori Hunter	0-3	0-0	0-0	1-0	1	0	1	0	1	0	20
25 Jordan Smith	0-2	0-0	0-0	0-0	2	0	1	0	0	0	11
TEAM				3-25							2
Totals.....	14-55	8-29	11-17	10-22	32	19	47	10	21	1	6 200
TOTAL FG%	1st Half: 5-23 21.7%	2nd Half: 9-32 28.1%		Game: 25.5%							
3-PT FG%	1st Half: 3-14 21.4%	2nd Half: 5-15 33.3%		Game: 27.6%							
F Throw %	1st Half: 7-8 87.5%	2nd Half: 4-9 44.4%		Game: 64.7%							

Tennessee (1-0)	FG	3PT	FT	REBS	PF	TP	A	To	Bl	St	Min
00 Renna Davis	f	4-9	1-3	1-2	1-10	1	10	0	3	0	27
12 Rae Burrell	f	7-17	2-6	2-4	3-11	2	18	7	0	0	17
13 Keyen Green	f	1-1	0-0	2-4	0-1	1	4	1	0	0	14
33 Marta Suarez	f	4-9	0-1	3-4	4-2	0	11	4	0	0	23
04 Jordan Walker	g	6-10	1-3	0-0	1-2	4	13	4	1	0	22
02 Destiny Salary	0-2	1-3	0-0	1-5	0	10	1	3	0	3	15
10 Jessie Rennie	0-2	0-2	0-0	2-13	1	0	2	1	0	0	15
11 Kasiyahna Kushitkuah	3-5	0-0	1-2	2-0	2	0	2	0	0	3	13
15 Jaiden McCoy	1-3	0-1	0-0	2-2	4	0	2	0	0	3	13
20 Tamari Key	2-3	0-0	1-2	1-1	2	5	0	1	4	0	14
25 Jordan Horston	0-6	0-2	0-4	1-3	4	3	3	0	1	0	13
31 Emily Saunders	1-3	0-0	1-2	3-2	5	1	3	0	0	0	4
TEAM				2-4							200
Totals.....	33-75	6-22	15-24	23-33	56	13	87	22	13	4	13 200
TOTAL FG%	1st Half: 14-35 40.0%	2nd Half: 19-40 47.5%		Game: 44.0%							
3-PT FG%	1st Half: 4-11 36.4%	2nd Half: 2-11 18.2%		Game: 27.3%							
F Throw %	1st Half: 6-12 50.0%	2nd Half: 9-12 75.0%		Game: 62.5%							

Officials: Ify Seales,Edir Baker,Katie Lukanich
 Technical fouls: Western Ky.-None, Tennessee-None.
 Attendance: 2259

Score by Periods	1st	2nd	3rd	4th	Total
Western Ky.	13	7	16	11	47
Tennessee	17	21	30	19	87

Points in the paint-WESTKY 10,UT 48. Points off turnovers-WESTKY 0,UT 23.
 2nd chance points-WESTKY 3,UT 24. Fast break points-WESTKY 0,UT 14.
 Bench points-WESTKY 3,UT 31. Score tied 0 times. Lead changed 0 times.
 Last FG-WESTKY 4th-00:04, UT 4th-00:20.
 Largest lead-WESTKY None, UT by 43 4th-00:20.
 WESTKY led for 00:00, UT led for 39:29. Game was tied for 00:31.

KNOXVILLE, Tenn. -- The Lady Vols opened the 2020-21 season with an impressive 87-47 win over Western Kentucky in Thompson-Boling Arena.

Junior guard/forward Rae Burrell led Tennessee with 18 points and a career-high seven assists. Four other Lady Vols found their way into double digits with redshirt junior guard Jordan Walker adding 13, freshman guard/forward Marta Suarez scoring 11, and senior forward Renna Davis and freshman guard Destiny Salary each pitching in 10. Davis also tallied 11 rebounds to record her 30th career double-double.

WKU was paced by Ally Collett who finished the day with 16 points and three rebounds. Meral Abdelgawad was the second-leading scorer with 13 points and nine rebounds.

Tennessee started the game with a balanced attack, with seven Lady Vols contributing to UT's 17 first-quarter points. Davis scored Tennessee's initial points of the season, hitting a layup in the opening seconds. She followed it up with a second layup a couple minutes later to fuel a 7-4 Lady Vol lead by the media timeout. Immediately following the break, Jordan Horston snagged a steal and found Suarez in transition to put Tennessee up 9-4 with 5:48 remaining in the half.

The Big Orange built their lead to 15-7 before Collett answered with a 3-pointer to close the gap to 15-10 at the 2:38 mark. Horston fired in two free throws for Tennessee, but Myriah Hayward countered with a three, cutting the Hilltoppers' deficit to 17-13 by the end of the period.

Both teams started the second quarter in a shooting slump, playing more than two minutes before Davis put in a layup off a Burrell assist. Burrell followed it up on the next possession with a 3-pointer, and Walker added a fast-break layup to extend UT's lead to 24-13 with 6:35 remaining in the half. A Walker layup and a Suarez layup extended Tennessee's run to 12-0 bridging the first and second stanzas before Hayward knocked down a jumper, moving the score to 29-15 with 4:36 on the clock. WKU countered with a 5-0 run of its own, but Burrell and Salary each responded with 3-pointers for UT, and the Lady Vols headed into halftime up 38-20.

Collett opened the scoring in the second half, knocking down a trey for WKU. The teams traded buckets in the opening minutes until Walker scored on back-to-back possessions to push UT's lead to 20 at the 6:36 mark. Tennessee maintained its 20-point advantage through the media timeout and launched into a 10-0 run coming out of the break, fueled largely by six-straight points in the paint from Kasiyahna Kushitkuah. A Fatou Pouye 3-pointer ended the run and cut the Lady Vols' lead to 27 at 6:36, but Salary scored on back-to-back possessions, including a buzzer-beater three to send UT into the final stanza up 68-36.

Tennessee continued to build its lead in the fourth quarter with eight Lady Vols combining to score 19 points while holding the Hilltoppers to just 11, giving Tennessee a 40-point win to open the season.

GAME 2

ETSU vs. UT // Dec. 1, 2020

ETSU (1-1)	FG	3PT	FT	REBS	PF	TP	A	To	Bl	St	Min
34 Mykia Dowdell	f	2-5	2-2	0-0	1-2	2	6	0	3	0	29
44 E'Lease Stafford	f	3-14	0-2	1-1	0-0	2	7	1	0	0	26
24 Jakhya Davis	c	5-7	1-2	0-0	2-4	3	11	0	4	1	30
14 Kaia Upton	g	1-3	0-0	2-2	2-3	5	1	4	4	0	21
23 Jasmine Sanders	g	1-10	0-4	0-0	0-0	2	2	0	1	0	33
01 Carly Hooks	1-6	0-2	2-2	0-3	3	1	6	2	3	0	12
02 Imani Williams	1-2	0-0	0-0	1-1	2	1	2	0	3	0	12
03 Ashawntae Brown	0-0	0-0	0-0	0-0	0	0	0	0	0	0	2
05 Abby Carrington	0-1	0-1	1-2	0-0	0	1	0	0	0	0	5
10 Courtney Moore	0-2	0-0	0-0	3	4	0	2	0	4	0	10
13 Shymia Jackson	1-2	0-1	0-0	0-2	1	2	0	2	0	0	10
20 Kelly Post	0-1	0-1	0-0	0-0	0	0	0	0	0	0	2
21 Amaya Adams	2-3	1-1	0-0	0-2	0	5	2	0	0	1	14
TEAM				4-8							200
Totals.....	18-56	4-16	10-13	10-21	31	17	50	9	22	1	9 200
TOTAL FG%	1st Half: 11-33 33.3%	2nd Half: 7-23 30.4%		Game: 32.1%							
3-PT FG%	1st Half: 1-10 10.0%	2nd Half: 3-6 50.0%		Game: 25.0%							
F Throw %	1st Half: 5-5 100%	2nd Half: 5-8 62.5%		Game: 76.9%							

Tennessee (2-0)	FG	3PT	FT	REBS	PF	TP	A	To	Bl	St	Min
00 Renna Davis	f	6-10	0-1	3-3	2-2	4	15	0	5	0	21
12 Rae Burrell	f	7-11	2-4	4-5	0-1	1	2	0	2	0	25
13 Keyen Green	f	3-4	0-0	1-3	0-1	0	7	0	1	0	19
33 Marta Suarez	f	1-4	0-1	0-0	1-7	4	2	1	6	0	21
04 Jordan Walker	g	0-2	0-2	0-0	0-3	1	0	3	1	0	22
02 Destiny Salary	1-5	0-1	0-0	0-2	1	2	1	0	1	0	17
10 Jessie Rennie	0-3	0-2	1-2	0-2	1	1	0	1	0	3	10
11 Kasiyahna Kushitkuah	1-5	0-0	0-0	3-5	1	2	1	2	0	0	18
15 Jaiden McCoy	0-2	0-0	0-0	1-0	2	0	1	2	0	0	13
20 Tamari Key	2-2	0-0	2-2	3-2	5	1	6	0	2	0	15
25 Jordan Horston	4-9	2-3	2-3	1-1	2	0	12	3	1	5	18
31 Emily Saunders	0-0	0-0	0-0	0-0	1	0	0	1	0	0	4
TEAM				3-5							200
Totals.....	25-57	4-14	13-18	14-29	45	16	67	12	24	5	16 200
TOTAL FG%	1st Half: 14-31 45.2%	2nd Half: 11-26 42.3%		Game: 43.9%							
3-PT FG%	1st Half: 3-10 30.0%	2nd Half: 1-4 25.0%		Game: 28.6%							
F Throw %	1st Half: 7-9 77.8%	2nd Half: 6-9 66.7%		Game: 72.2%							

Officials: Mark Zentz,Felicia Grinter,Dee Kantner
 Technical fouls: ETSU-None, Tennessee-None.
 Attendance: 2156

Score by Periods	1st	2nd	3rd	4th	Total
ETSU	11	17	10	12	50
Tennessee	18	20	17	12	67

Points in the paint-ETSU 24,UT 44. Points off turnovers-ETSU 11,UT 23.
 2nd chance points-ETSU 5,UT 14. Fast break points-ETSU 2,UT 4.
 Bench points-ETSU 20,UT 23. Score tied 1 time. Lead changed 0 times.
 Last FG-ETSU 4th-05:37, UT 4th-02:54.
 Largest lead-ETSU None, UT by 21 4th-06:43.
 ETSU led for 00:00, UT led for 38:41. Game was tied for 01:19.

KNOXVILLE, Tenn. -- The Lady Vols held off a scrappy ETSU team, taking a 67-50 victory in Thompson-Boling Arena.

Tennessee (2-0) was led in scoring by Rae Burrell, who finished with 20 points on 7-of-11 shooting. Renna Davis and Jordan Horston were also in double figures with 15 and 12, respectively.

Jakhya Davis was the high scorer for the Buccaneers (1-1), finishing with 11 points and six rebounds.

Marta Suarez scored the first points of the game on a driving layup, and Davis followed it up with a jumper to give the Lady Vols a quick 4-0 lead. ETSU rallied back, tying it up at 9-9 with three minutes remaining in the quarter off an old-fashioned 3-point play by E'Lease Stafford. Tennessee responded by closing out the half with a 9-2 run to lead 18-11 going into the second period.

Keyen Green knocked down a layup to extend UT's lead to nine before Mykia Dowdell answered with a trey on the other end to put the score at 20-14 just a minute into the quarter. The teams traded baskets until Green knocked down another layup to kick off a 10-2 run spanning two and a half minutes that gave UT a 15-point lead with four minutes remaining in the half. The Lady Vols led by as many as 16, but the Buccaneers closed out the half on an 8-2 run to cut the deficit to 10 at the half, 38-28.

The Lady Vols came out hot in the second half with Davis nailing a jumper just seven seconds in to kick off a 10-point run, moving the score to 48-28 just over three minutes in and forcing the Buccaneers to call a timeout. Following the break, ETSU outscored UT 9-2 to scrap back within 13 by the 3:03 mark. Davis and Horston combined for five points in the last minute and a half to build Tennessee's lead to 55-38 entering the final stanza.

Davis converted on a 3-point play to stretch UT's lead back to 20 to start the fourth. Jakhya Davis answered with a three for the Buccaneers before Burrell and Green scored on back-to-back possessions to give Tennessee its largest lead of the game at 21. ETSU pulled within 16 with just over five minutes left in the game before UT once again extended its lead to 21. The Buccaneers closed out the contest with four straight points to bring the final score to 67-50.

GAME 3

UT at West Virginia // Dec. 6, 2020

Tennessee (2-1)	FG	3PT	FT	REBS	PF	TP	A	TO	Bl	St	Min	
00 Rennie Davis	f	4-19	0-5	0-2	4-1-5	4	8	6	3	0	0	41
12 Rae Burrell	f	5-13	1-5	7-8	2-4-6	3	18	0	0	0	2	36
13 Keyen Green	f	4-9	0-0	4-5	4-5-9	3	12	0	2	1	0	32
33 Marta Suarez	f	4-10	0-4	0-0	2-4-6	1	8	1	3	0	0	18
04 Jordan Walker	g	2-5	0-2	0-0	3-1-4	2	4	2	4	0	2	21
02 Destiny Salary	g	0-1	0-1	0-0	0-0-0	0	0	0	0	0	0	1
10 Jessie Rennie	g	0-0	0-0	0-0	0-0-0	0	0	0	0	0	0	0+
11 Kasiyahna Kushkitsuah	3-7	0-0	0-0	1-3-4	2	6	1	0	0	0	0	26
20 Tamari Key	2-2	0-0	0-0	3-5-8	5	4	0	4	3	0	0	17
25 Jordan Horston	6-12	1-2	0-0	1-4-5	4	13	5	4	2	3	33	
TEAM												
Totals.....	30-78	2-9	11-15	24-32-56	24	73	15	20	6	7	225	

TOTAL FG%	1st Half: 15-35 42.9%	2nd Half: 15-33 36.4%	Game: 38.5%
3-PT FG%	1st Half: 2-7 28.6%	2nd Half: 0-8 0.0%	Game: 10.5%
F Throw %	1st Half: 0-0 0.0%	2nd Half: 10-13 76.9%	Game: 73.3%

West Virginia (4-0)	FG	3PT	FT	REBS	PF	TP	A	TO	Bl	St	Min	
12 Esmyry Martinez	f	4-9	1-2	1-2	2-6-8	5	10	1	2	0	1	21
14 Kari Niblack	f	4-10	0-3	3-4	3-4-7	5	11	4	1	3	0	37
02 Kysre Gondrezick	g	10-25	3-9	4-7	0-2-2	0	27	5	3	0	5	45
03 Kirsten Deans	g	3-7	1-3	4-5	0-3-3	3	11	1	5	0	1	33
30 Madisen Smith	g	4-9	4-6	4-6	0-3-3	1	16	6	1	0	1	44
00 Jalya Hemingway	g	0-1	0-1	2-4	1-0-1	1	2	1	0	0	0	12
22 Blessing Ejfor	g	0-0	0-0	0-0	0-0-0	1	0	0	0	0	0	6
31 Rochelle Norris	g	0-2	0-0	2-2	1-4-5	1	2	0	2	2	0	22
34 Ariel Cummings	g	0-0	0-0	0-0	1-0-1	0	0	0	0	0	0	5
TEAM				2-2-4								
Totals.....	25-63	9-24	20-30	10-24-34	17	79	18	15	5	8	225	

TOTAL FG%	1st Half: 12-27 44.4%	2nd Half: 10-30 33.3%	Game: 39.7%
3-PT FG%	1st Half: 3-9 33.3%	2nd Half: 5-13 38.5%	Game: 37.5%
F Throw %	1st Half: 8-13 61.5%	2nd Half: 6-11 54.5%	Game: 66.7%

Officials: Metta Christensen, Kevin Pethel, Mark Zentz
 Technical fouls: Tennessee-None. West Virginia-None.
 Attendance: 142

Score by Periods	1st	2nd	3rd	4th	OT	Total
Tennessee	15	17	13	21	7	73
West Virginia	17	18	16	15	13	79

Points in the paint-UT 36/WVU 22. Points off turnovers-UT 8/WVU 19.
 2nd chance points-UT 21/WVU 6. Fast break points-UT 8/WVU 16.
 Bench points-UT 23/WVU 4. Score tied 4 times. Lead changed 4 times.
 Last FG-UT 00-012, WVU 0T-0153.
 Largest lead-UT by 5 4th-0113, WVU by 7 3rd-0301.
 UT led for 10:04. WVU led for 32:55. Game was tied for 02:01.

MORGANTOWN, W.Va. -- Junior Rae Burrell and sophomore Jordan Horston combined for 17 fourth-quarter points, but it wasn't enough to give UT the win as the Lady Vols suffered their first loss of the season, falling to WVU on the road in overtime, 79-73.

Burrell was Tennessee's (2-1) high scorer with 18 points, nine of which came in the fourth quarter and included a 7-of-9 effort at the free-throw line. Horston and Keyen Green were also in double figures, notching 13 and 12, respectively.

West Virginia (4-0) was led by Kysre Gondrezick with 27 points and five assists. Madisen Smith also had a good outing, tallying 16 points and six assists.

The Lady Vols got off to a slow start, with WVU jumping out to a 3-0 advantage before Marta Suarez converted on a layup to put UT on the board just under two minutes into the game. The Mountaineers built their lead to 10-4 before Burrell scored on back-to-back possessions to make the score 10-10 by the media timeout. Tennessee trailed by six with just over a minute left in the quarter, but Kasiyahna Kushkitsuah scored on back-to-back plays, including a put-back at the buzzer, to send UT into the second period down 17-15.

Burrell gave UT its first lead of the game at 22:20 just under two minutes into the second period. Green hit a jumper to extend UT's run to 9-0 and give the Big Orange a four-point lead with seven minutes remaining in the half. The Mountaineers tied it back up at 26 at the 4:05 mark off a Kari Niblack layup, but Rennie Davis answered on the other end to put Tennessee back out front. Gondrezick gave West Virginia a spark with 3:09 to go, scoring on a fast break and converting on an old-fashioned three-point play to reclaim the lead and set off a 9-4 run that put West Virginia ahead 35-32 at the half.

Green hit the first bucket of the second half to pull UT within one, but Gondrezick answered with a layup, and West Virginia went on to lead by six points three minutes into the third quarter. Tennessee rallied back with Suarez and Horston knocking down jumpers to pull the Lady Vols within two to 40-42 by the 5:17 mark. UT hit a scoring slump following the media timeout, and the Mountaineers built their lead to seven with three minutes to go in the quarter. Green converted on a three-point play to break the West Virginia scoring run, and Burrell followed it up with a fast break layup to pull the Lady Vols within two at 47-45 with 1:54 on the clock. West Virginia rallied back, building its lead back up to six and taking a 51-46 lead into the final stanza.

Tamari Key was first to strike in the fourth, hitting a layup to pull UT within four. Esmyry Martinez answered with a layup of her own on the other end before Horston and Burrell combined to bring the Lady Vols within one point with eight minutes to play at 55-52. The Mountaineers jumped back out by five, but Green hit two free throws and Burrell put in a fast break layup to close the gap to one at 61-60 with 5:22 left in regulation. Following the media timeout, Horston banked in a shot to give UT the lead. She followed it up a minute later with a layup and scored again at the 1:15 mark to give Tennessee its largest lead of the game at 66-61. Smith answered with a trey on the other end, and Kirsten Deans added a layup and drew a foul but failed to convert on the free throw, giving UT the ball back with 12 seconds remaining and the score tied at 66. However, neither team was able to score in the closing seconds, sending the game into overtime.

Green reclaimed the lead for the Lady Vols with a short jumper 40 seconds into extra time, but Gondrezick responded with a jumper of her own on the other end, setting off a 7-0 WVU run that put the hosts up 73-68 with 1:43 left to play. Suarez and Davis each added baskets in the closing seconds, but it wasn't enough to overcome the deficit as Tennessee fell 79-73.

GAME 4

Furman vs. UT // Dec. 10, 2020

Furman St. (1-3)	FG	3PT	FT	REBS	PF	TP	A	TO	Bl	St	Min	
15 Tierra Hodges	f	5-12	3-4	4-6	1-6-7	1	17	0	3	0	0	35
55 Celena Taborn	f	3-4	1-1	1-2	1-1-2	3	8	0	1	0	0	20
02 Jarya Outten	g	1-3	0-0	1-2	1-1-2	1	3	2	0	2	0	28
04 Tate Walters	g	4-16	2-6	1-2	1-0-1	3	11	0	3	0	2	31
13 Paraskevi Koilla	g	0-2	0-1	0-0	0-2-2	1	0	8	4	0	0	24
00 Maddie Griffon	0-0	0-0	0-0	0-0-0	0	0	0	0	0	0	0	2
01 Evie DePetto	0-0	0-0	0-0	0-0-0	0	0	0	0	0	0	0	2
05 Jaleyah Hill-Mims	0-0	0-0	0-0	0-0-0	1	0	0	0	0	0	0	1
10 Kennedy Grier	0-1	0-0	0-0	0-0-0	1	0	0	0	0	0	0	1
14 Grace van Rij	0-2	0-0	0-0	1-1-2	1	0	0	1	1	0	13	
24 Greyson Boone	0-2	0-2	0-0	1-0-1	0	0	0	0	0	0	0	8
25 Aaliyah Irizarry-Per	1-3	1-3	0-0	1-2-3	1	3	0	1	0	0	8	
30 Natalie Wilson	0-0	0-0	0-0	1-0-1	0	0	0	0	0	0	0	2
35 Sydney James	3-8	2-4	3-3	1-2-3	1	11	0	2	0	0	25	
TEAM				1-2-3								
Totals.....	17-53	9-21	10-15	10-17-27	14	53	20	1	4	20	200	

TOTAL FG%	1st Half: 12-28 42.9%	2nd Half: 5-25 20.0%	Game: 32.1%
3-PT FG%	1st Half: 6-8 75.0%	2nd Half: 3-13 23.1%	Game: 42.9%
F Throw %	1st Half: 3-5 60.0%	2nd Half: 7-10 70.0%	Game: 66.7%

Tennessee (3-1)	FG	3PT	FT	REBS	PF	TP	A	TO	Bl	St	Min	
00 Rennie Davis	f	3-9	0-2	0-0	0-5-2	2	6	4	0	0	0	20
12 Rae Burrell	f	9-12	6-7	2-2	1-2-3	2	26	7	2	2	24	
13 Keyen Green	f	2-5	0-1	0-1	1-0-1	2	4	0	0	1	15	
33 Marta Suarez	f	3-5	1-1	0-0	2-6-8	3	7	3	2	0	20	
04 Jordan Walker	g	5-7	2-3	2-2	1-2-3	1	14	2	1	0	19	
02 Destiny Salary	g	1-2	0-1	2-2	1-4-5	3	4	2	2	0	20	
10 Jessie Rennie	g	2-4	0-2	0-0	0-1-1	0	4	3	1	0	15	
11 Kasiyahna Kushkitsuah	0-2	0-0	0-0	1-1-2	0	0	2	0	0	0	12	
15 Jaiden McCoy	3-3	3-3	0-0	0-2-2	0	9	1	0	1	1	13	
20 Tamari Key	3-4	0-0	2-3	2-2-4	4	8	0	1	2	1	15	
21 Tess Darby	1-2	1-2	0-0	0-0-0	3	0	0	0	0	0	5	
25 Jordan Horston	2-7	1-2	0-0	0-2-2	2	5	1	0	0	0	17	
31 Emily Saunders	0-0	0-0	0-0	0-0-0	1	0	0	0	0	0	5	
TEAM				4-1-5								
Totals.....	34-62	14-24	8-10	13-28-41	20	90	25	14	5	11	200	

TOTAL FG%	1st Half: 20-38 52.6%	2nd Half: 14-24 58.3%	Game: 54.8%
3-PT FG%	1st Half: 7-14 50.0%	2nd Half: 7-10 70.0%	Game: 58.3%
F Throw %	1st Half: 5-6 83.3%	2nd Half: 3-4 75.0%	Game: 80.0%

Officials: Meadow Overstreet, Roy Gulbeyan, Tina Napier
 Technical fouls: Furman-None. Tennessee-None.
 Attendance: 2137

Score by Periods	1st	2nd	3rd	4th	Total
Furman	14	19	16	4	53
Tennessee	24	28	17	21	90

Points in the paint-FURMAN 14, UT 40. Points off turnovers-FURMAN 5, UT 23.
 2nd chance points-FURMAN 8, UT 6. Fast break points-FURMAN 6, UT 19.
 Bench points-FURMAN 14, UT 33. Score tied 0 times. Lead changed 0 times.
 Last FG-FURMAN 4th-09:23, UT 4th-00:58.
 Largest lead-FURMAN None, UT by 37 4th-00:20.
 FURMAN led for 00:00. UT led for 38:41. Game was tied for 01:01.

KNOXVILLE, Tenn. -- A career day from junior Rae Burrell, who finished with 26 points and seven assists, fueled a 90-53 Lady Vols' win over Furman in Thompson-Boling Arena.

Tennessee (3-1) shot a sizzling 54.8 percent from the floor, including an impressive 58.3 percent from behind the arc. Redshirt junior Jordan Walker was also in double digits for the Lady Vols with 14 points and three rebounds.

Furman (1-3) was led by Tierra Hodges, who had 17 points and seven rebounds. Tate Rodgers and Sydney James each pitched in 11.

Jordan Walker started out hot, knocking down a 3-pointer to score the first points of the game and give Tennessee a lead it never relinquished. Rennie Davis, Burrell, Marta Suarez, Tamari Key and Jordan Horston also got in on the scoring early, propelling UT to a 20-6 lead by the media break. Coming out of the timeout the Lady Vols picked up where they left off with key scoring back-to-back layups to extend Tennessee's streak of unanswered points to 12 before Jarya Outten scored for Furman, sparking an 8-0 run by the Paladins to close out the quarter with a UT lead of 24-14.

Furman continued its streak, starting the second period with a Celena Taborn layup, but Destiny Salary moved UT's lead back to double digits on the following possession with a layup. Burrell heated up just over three minutes into the quarter, hitting a 3-pointer, assisting a Walker layup and managing a steal and a score on subsequent possessions, boosting UT's lead to 39-20 by the 5:43 mark. Burrell would hit two more treys and a jumper before the end of the half, helping fuel a halftime score of 52-33.

The Paladins came out swinging in the second half with Walters and Hodges combining for five quick points while holding the Lady Vols scoreless for nearly two minutes. Horston broke the slump, driving through the lane to hit a layup, and Jessie Rennie followed it up with a layup of her own to put the score at 56-40 with the 7:11 mark. But Hodges continued to find success offensively, scoring 10 straight Furman points to whittle the deficit to 11 with 5:36 left in the quarter. Davis hit a layup with 5:31 on the clock, setting off a 12-1 UT run capped off by two more Burrell treys that put the Lady Vols up 69-47 with under a minute to play in the quarter. Sydney James converted on two free throws for the Paladins in the final seconds to send the game into the final stanza with Tennessee up by 20.

The teams traded 3-pointers to start the fourth, but that would be the last field goal Furman would hit, as Tennessee launched into an 18-0 run with five different Lady Vols contributing to close out the game and take a 90-53 victory.

GENERAL

STAFF

PLAYERS

REVIEW

HISTORY

FACILITIES

NCAA

SEC

RECORDS

MEDIA INFO



GAME 5

UT at #15 Indiana // Dec. 17, 2020

Tennessee (4-1)	FG	3PT	FT	REBS	PF	TP	A	TO	Bl	St	Min		
00 Renna Davis	f	9-16	1-2	0-0	2-15	15	1	19	2	3	1	2	38
12 Rae Burrell	f	7-17	2-5	2-2	0-2-2	0	18	1	3	0	0	36	
33 Marta Suarez	f	2-8	0-3	1-2	0-7-7	2	5	0	2	0	0	34	
20 Tamari Key	c	1-3	0-0	0-0	1-2-3	5	2	0	1	0	1	18	
25 Jordan Horston	g	5-12	1-3	2-3	1-5-6	2	13	6	3	1	3	35	
04 Jordan Walker	c	2-4	1-2	0-0	1-1-2	2	5	0	2	0	1	16	
11 Kasiyanna Kushkitsuah	1-6	0-0	0-0	1-7-8	5	2	0	1	0	1	15		
31 Emily Saunders	0-1	0-0	2-2	1-2-3	1	2	0	0	0	0	8		
TEAM				2-3-5									
Totals.....		27-67	5-15	7-9	9-42-51	18	66	9	15	2	6	200	

TOTAL FG%	1st Half: 16-37 43.2%	2nd Half: 11-30 36.7%	Game: 40.3%
3-PT FG%	1st Half: 2-6 33.3%	2nd Half: 3-9 33.3%	Game: 33.3%
F Throw %	1st Half: 0-1 0.0%	2nd Half: 7-8 87.5%	Game: 77.8%

Indiana (2-2)	FG	3PT	FT	REBS	PF	TP	A	TO	Bl	St	Min	
10 Aleksa Gulbe	f	4-9	1-5	1-2	1-5-6	3	10	0	3	1	0	36
54 Mackenzie Holmes	f	1-9	0-1	4-4	1-3-4	2	6	0	1	4	1	30
13 Jaelynn Penn	g	6-16	0-7	2-4	1-9-10	2	14	1	1	0	5	38
14 Ali Patberg	g	6-15	1-8	3-5	0-3-3	3	16	0	0	1	39	
34 Grace Berger	g	4-15	0-3	1-1	0-6-6	4	9	3	5	0	33	
03 Grace Waggoner	0-0	0-0	0-0	0-0-0	0	0	0	0	0	0	3	
04 Nicole Cardaño-Hill	0-3	0-2	0-0	0-0-0	1	0	0	0	0	1	7	
22 Chloe Moore-McNeil	0-1	0-1	0-0	0-0-0	1	0	0	0	0	0	3	
23 Kiandra Browne	1-1	0-0	1-1	1-1-2	0	3	0	1	0	0	9	
33 Danielle Patterson	0-0	0-0	0-0	0-0-0	1	0	0	0	0	0	2	
TEAM				2-5-7								
Totals.....		22-69	2-27	12-17	6-32-38	16	58	4	11	5	8	200

TOTAL FG%	1st Half: 10-33 30.3%	2nd Half: 12-36 33.3%	Game: 31.9%
3-PT FG%	1st Half: 1-5 6.7%	2nd Half: 1-12 8.3%	Game: 7.4%
F Throw %	1st Half: 3-4 75.0%	2nd Half: 9-13 69.2%	Game: 70.6%

Officials: Kevin Pethel, Angie Enlund, Brian Hall
 Technical fouls: Tennessee-None. Indiana-None.
 Attendance:

Score by Periods	1st	2nd	3rd	4th	Total
Tennessee	17	17	18	14	66
Indiana	9	15	22	12	58

Points in the paint-UT 34, IND 22. Points off turnovers-UT 7, IND 13.
 2nd chance points-UT 8, IND 9. Fast break points-UT 10, IND 20.
 Bench points-UT 9, IND 3. Score tied-1 time. Lead changed-1 time.
 Last FG-UT 4th-00:30, IND 4th-02:05.
 Largest lead-UT by 16 3rd-07:50, IND by 2 1st-08:54.
 UT led for 37:37. IND led for 00:28. Game was tied for 01:55.

BLOOMINGTON, Ind. -- Senior wing Renna Davis turned in her 31st career double-double to fuel an upset over No. 15 Indiana in Simon Skjott Assembly Hall, 66-58.

Davis scored 19 points and grabbed a career-high 15 rebounds to lead Tennessee (4-1) in both categories. Junior Rae Burrell was close behind with 18 points, and sophomore Jordan Horston also had a good showing, tallying 13 points, six rebounds and six assists.

Indiana (2-2), the preseason favorite to win the Big Ten, was led by Ali Patberg with 16 points and Jaelynn Penn, who recorded a double-double with 14 points and 10 rebounds. IU's leading scorers, Mackenzie Holmes (9), and Grace Berger (9), were held to a combined 15 points. They had entered the contest averaging 18.3 ppg. and 17.0 ppg., respectively.

Davis was first to strike for Tennessee, tying the score at 2-1 a minute and a half into the contest. Marta Suarez and Burrell got in on the action as well, extending Tennessee's lead to 8-4 by the media break. Aleksa Gulbe knocked down a quick jumper coming out of the timeout, but Horston and Davis each hit layups to put UT back up by six with under three minutes left in the quarter. Patberg converted on an old-fashioned 3-point play to pull Indiana within three with just over a minute remaining, but Jordan Walker closed out the period with five quick points to push the advantage to 17-9.

The Hoosiers came out strong in the second quarter, scoring four quick points to pull within four a minute in. Tennessee struggled to score on its first few possessions of the quarter until Horston gave the Lady Vols a boost at the 6:31 mark, snagging a steal and then getting the rebound and the put-back at the other end. Davis followed it up with a layup on the next possession to stretch UT's lead back to eight at 21-13. Kiandra Browne responded by converting on a 5-point play on the other end, but Burrell set off a 6-0 Tennessee run that gave UT a double-digit lead 4:24 left in the half. The teams traded buckets to close out the quarter, with Horston pouring in five straight points for Tennessee to give the Lady Vols a 24-24 halftime lead.

The Hoosiers chipped away at Tennessee's lead at the free-throw line in the opening minute of the second half, pulling within seven before Kasiyanna Kushkitsuah put in a layup and Davis followed it up with a trey, sparking an 11-2 Tennessee run that was capped by back-to-back threes from Burrell that put UT up 45-29 just over two minutes into the third quarter. After that, the Lady Vols hit a bit of a scoring slump. They went without a field goal for over five minutes while Indiana poured in 10 points to pull within nine. Burrell responded, however, hitting a turnaround jumper with 2:16 left in the period to boost the lead back to 11. IU kept its foot on the gas to close out the quarter, outscoring UT 8-2 to trail by just six points entering the final stanza.

Indiana continued to build momentum to start the fourth quarter, pulling within two off back-to-back fast-break layups by Penn. Davis answered with a layup for UT, but Holmes and Patberg combined for three points to pull the Hoosiers within one at 54-53 with just under seven minutes to play. That's where the score would stay for more than three and a half minutes as neither team could find success offensively.

Davis broke the drought with a jumper at the 3:19 mark and followed it up with a layup on the next possession to put UT up 59-53 with 2:19 to play. The Hoosiers would cut the deficit to three off a Grace Berger layup, but that's as close as they'd get, as Davis and Burrell each came up with clutch buckets, and Horston converted on free throws to give UT the win on the road, 66-58.

GAME 6

UNC Greensboro vs UT // Dec. 20, 2020

UNC Greensboro (1-7)	FG	3PT	FT	REBS	PF	TP	A	TO	Bl	St	Min	
15 Khalis Cain	f	0-1	0-0	0-0	0-6-6	3	0	1	2	1	2	31
22 Lily Izundu	c	3-5	0-0	0-0	2-4-6	3	6	1	5	1	0	29
01 Tori Powell	g	6-14	4-8	0-0	2-2-4	1	16	0	1	0	0	35
12 CeCe Crudup	g	1-10	1-6	0-2	1-1-2	1	3	4	3	0	1	30
21 Chatori Tyler	g	0-5	0-5	0-0	0-0-0	2	0	2	2	0	0	23
00 Jayla Johnson	2-4	0-0	0-0	0-2-2	1	4	2	1	0	1	0	18
10 Rhianna Council	1-4	1-4	2-2	2-3-5	2	5	0	1	0	2	19	
11 Excellantx Greer	2-1	2-7	0-0	0-1-1	0	6	1	0	0	0	14	
24 Jaylynn Brown	0-0	0-0	0-0	0-0-0	0	0	0	0	0	0	1	
TEAM				1-3-4								
Totals.....		15-54	8-30	2-4	8-22-30	13	40	11	2	6	200	

TOTAL FG%	1st Half: 8-26 30.8%	2nd Half: 7-28 25.0%	Game: 27.8%
3-PT FG%	1st Half: 3-12 25.0%	2nd Half: 5-18 27.8%	Game: 26.7%
F Throw %	1st Half: 0-2 0.0%	2nd Half: 2-2 100%	Game: 50.0%

Tennessee St. (5-1)	FG	3PT	FT	REBS	PF	TP	A	TO	Bl	St	Min	
00 Renna Davis	f	4-6	1-1	0-0	3-3-6	0	9	3	0	2	0	16
12 Rae Burrell	f	2-9	0-1	2-2	1-1-2	1	6	1	0	0	0	16
33 Marta Suarez	f	3-8	0-0	3-3	2-5-7	1	9	1	2	1	0	20
20 Tamari Key	c	3-3	0-0	0-0	1-0-1	1	6	0	2	1	2	18
25 Jordan Horston	g	2-7	0-2	0-0	1-3-4	0	4	5	3	0	1	28
02 Destiny Salary	1-4	1-1	0-0	0-2-2	1	3	4	5	2	0	1	22
04 Jordan Walker	2-6	0-2	1-2	1-3-4	0	5	1	2	0	1	13	
10 Jessie Rennie	1-4	1-4	0-0	0-1-1	1	3	5	0	0	0	22	
11 Kasiyanna Kushkitsuah	6-9	0-0	1-3	2-2-4	0	13	2	1	0	0	20	
21 Tess Darby	2-8	2-7	0-0	2-0-2	0	6	0	0	1	0	20	
31 Emily Saunders	1-2	0-0	0-0	1-0-1	1	2	1	0	0	1	15	
TEAM				4-9-13								
Totals.....		27-66	5-18	7-10	18-29-47	6	66	23	10	5	7	200

TOTAL FG%	1st Half: 13-35 37.1%	2nd Half: 14-31 45.2%	Game: 40.9%
3-PT FG%	1st Half: 4-12 33.3%	2nd Half: 1-6 16.7%	Game: 27.8%
F Throw %	1st Half: 1-4 25.0%	2nd Half: 6-6 100%	Game: 70.0%

Officials: Meadow Overstreet, Karleena Tobin, Tina Napier
 Technical fouls: UNC Greensboro-None. Tennessee-None.
 Attendance: 214

Score by Periods	1st	2nd	3rd	4th	Total
UNC Greensboro	5	14	10	11	40
Tennessee	14	17	18	17	66

Points in the paint-UNCG 10, UT 40. Points off turnovers-UNCG 2, UT 18.
 2nd chance points-UNCG 7, UT 13. Fast break points-UNCG 0, UT 13.
 Bench points-UNCG 15, UT 32. Score tied-0 times. Lead changed-0 times.
 Last FG-UNCG 4th-04:11, UT 4th-00:29.
 Largest lead-UNCG None, UT by 26 4th-00:27.
 UNCG led for 00:00. UT led for 39:53. Game was tied for 00:07.

KNOXVILLE, Tenn. -- The Lady Vols picked up their fourth home win of the season, topping UNCG in Thompson-Boling Arena, 66-40.

Tennessee (5-1) was led by senior Kasiyanna Kushkitsuah who finished with a season-high 13 points and four rebounds. Scoring and minutes were evenly spread amongst the Lady Vols with all 11 active players contributing at least two points to the victory and seven contributing five or more points. Every UT player saw at least 13 minutes of playing time, with the reserves netting valuable experience with the SEC schedule approaching.

UNCG (1-7) was led by Tori Powell who logged 16 points and four rebounds. Lily Izundu and Excellantx Greer each pitched in six points.

Tennessee wasted no time getting on the board, winning the tip and going up 2-0 off a Renna Davis layup just seven seconds into the competition. Davis followed it up with five more points before the media timeout, putting the Lady Vols up 7-3 by 4:35 remaining in the quarter. Immediately following the break, Destiny Salary came up with a steal that resulted in a Kushkitsuah layup in transition, setting off seven unanswered points before Izundu hit a jumper in the closing seconds of the quarter to make the score to 14-5, UT.

Tennessee sped the ball around in the opening minutes of the second period with Burrell, Tamari Key & Marta Suarez all hitting buckets to build UT's lead to 20-7 three minutes in. Rhianna Council answered with a trey on the other end to put the Spartans in double digits. The teams traded baskets through the middle of the quarter until Davis, Tess Darby and Salary combined to fuel an 8-2 run that put UT up by 15 with 54 seconds left in the half. CeCe Crudup managed a 5-point run just before the buzzer, pulling UNCG within 12 at 31-19 at the break.

Jordan Horston kicked things off in the second half with a steal and a score, but Powell answered on the next possession with a trey for the Spartans. The Lady Vols built their lead up to 17 by the 5:46 mark off points from Suarez and Burrell. The Spartans rallied back with a Greer three with just over four minutes left in the period, but the Lady Vols closed out the quarter with an 8-2 run to lead 49-29 entering the final stanza.

The Spartans heated up from behind at the arc, hitting three treys in the fourth quarter, but Tennessee closed out the game with an 11-0 run spanning the final 3:48 of the game to win 66-40.

GAME 7

Lipscomb vs. Tennessee // Dec. 28, 2020

Lipscomb (3-3)	FG	3PT	FT	REBS	PF	TP	A	To	Bl	St	Min
12 Dorie Harrison	c	2-7	0-1	0-2	13-4	3	4	0	1	0	19
00 Sydney Shelton	g	0-6	0-2	0-0	0-0-0	2	2	4	0	0	26
22 Taylor Clark	g	5-12	3-9	1-2	3-2-5	3	14	0	0	1	27
23 Jalyh Holcomb	g	2-6	1-3	3-4	0-2-2	2	8	3	0	0	30
24 Casey Collier	g	1-4	1-2	3-4	0-5-5	3	6	3	6	0	21
01 Jordan Peete	g	3-7	2-4	0-0	0-0-0	5	8	0	2	0	17
10 Gracie Simpson	0-0	0-0	0-0	0-0-0	0	0	0	0	0	0	2
15 Blythe Pearson	1-3	1-3	0-0	0-4-4	2	3	1	0	1	0	8
20 Jane Deaton	2-6	2-6	0-0	1-2-3	0	6	1	0	0	2	23
30 Lindsey Whiteside	1-3	1-2	0-0	0-0-0	1	3	1	0	1	0	8
33 Diana Saleh	0-0	0-0	0-0	0-0-0	0	0	0	0	0	0	1
44 Kailey Rosenbaum	0-2	0-0	0-0	1-0-1	3	0	2	4	0	2	18
TEAM				2-3-5							
Totals.....	17-56	11-32	7-12	8-21-29	24	52	13	22	1	8	200

TOTAL FG%	1st Half: 6-29 20.7%	2nd Half: 11-27 40.7%	Game: 30.4%
3-Pt. FG%	1st Half: 4-18 22.2%	2nd Half: 7-14 50.0%	Game: 34.4%
F Throw %	1st Half: 3-8 37.5%	2nd Half: 4-4 100%	Game: 58.3% 3

Tennessee (6-1)	FG	3PT	FT	REBS	PF	TP	A	To	Bl	St	Min
00 Renna Davis	f	6-10	1-2	6-6	3-8-11	0	19	2	1	1	23
12 Rae Burrell	f	5-9	0-1	0-0	11-2	0	10	1	2	1	22
33 Marta Suarez	f	3-4	1-1	1-2	2-4-6	1	8	0	3	0	19
20 Tamari Key	c	3-5	0-0	3-4	3-1-4	4	9	0	3	1	19
25 Jordan Horston	g	3-10	1-5	0-0	0-3-3	2	7	4	2	3	23
02 Destiny Salary	1-2	0-1	1-2	1-5-6	3	3	0	2	0	4	17
04 Jordan Walker	1-5	0-2	4-6	3-3-6	1	6	4	0	0	2	22
10 Jessie Rennie	0-2	0-2	2-2	0-0-0	2	2	0	1	0	1	13
11 Kasi Kushkuihah	4-6	0-0	1-1	1-3-4	2	9	1	1	0	1	20
21 Tess Darby	1-6	0-3	0-0	0-1-1	0	2	0	1	0	1	14
31 Emily Saunders	1-2	0-0	0-0	1-0-1	1	2	1	1	0	1	8
TEAM				0-3-3							
Totals.....	28-61	3-17	18-23	15-32-47	16	77	13	18	7	11	200

TOTAL FG%	1st Half: 15-35 42.9%	2nd Half: 13-26 50.0%	Game: 45.9%
3-Pt. FG%	1st Half: 1-11 9.1%	2nd Half: 2-6 33.3%	Game: 17.6%
F Throw %	1st Half: 5-6 83.3%	2nd Half: 13-17 76.5%	Game: 78.3%

Officials: Kylie Galloway, Brian Hall, Laura Morris
 Technical fouls: Lipscomb-None, Tennessee-None.
 Attendance: 2141

Score by Periods	1st	2nd	3rd	4th	Total
Lipscomb	11	8	17	16	52
Tennessee	26	10	24	17	77

Points in the paint-LIPS 8, UT 46. Points off turnovers-LIPS 19, UT 16.
 2nd chance points-LIPS 10, UT 15. Fast break points-LIPS 6, UT 10.
 Bench points-LIPS 20, UT 24. Score tied 1 time. Lead changed 0 times.
 Last FG-LIPS 4th-00:29, UT 4th-01:47.
 Largest lead-LIPS None, UT by 33 4th-07:30.
 LIPS led for 00:00, UT led for 38:02. Game was tied for 01:58.

KNOXVILLE, Tenn. -- Senior Renna Davis turned in a double-double with 19 points and 11 rebounds to lead Tennessee to a 77-52 win over Lipscomb in Thompson-Boling Arena.

Junior Rae Burrell finished with 10 points to join Davis in double figures for Tennessee (6-1), and senior Kasiyahna Kushkuihah and sophomore Tamari Key each added nine. Every active player for the Lady Vols finished with at least two points.

Lipscomb (3-3) was led by senior Taylor Clark who had 14 points and four rebounds.

The game got off to a rocky start, as both teams struggled with turnovers in the opening minute and a half before Key hit a short jumper to get Tennessee on the board at the 8:18 mark. Dorie Harrison answered with a bucket of her own on the other end, but Davis countered with six quick points for UT, fueling an 8-0 UT run that put the Lady Vols up 10-2 with 6:14 left in the quarter. The Lady Bisons rallied back, cutting the deficit to four a minute and a half later, but Tennessee closed out the period with a 12-1 run, capped off by Jordan Horston trey at the buzzer, to lead 26-11 heading into the second quarter.

Both teams fell into a bit of a scoring slump in the second frame with each squad managing just four points apiece over seven minutes of play, maintaining the 15-point spread until Tess Darby hit a 10-foot jumper with 2:22 left in the half and Emily Saunders followed it up with a bucket under the basket to stretch the lead to 34-15 with just over a minute remaining. Lipscomb scrapped back within four off a Casey Collier free throw and 3-pointer, but Davis hit two free throws in the final seconds to push the halftime score to 36-19.

The Lady Bisons opened up the second half with a 3-pointer by Taylor Clark, but Marta Suarez responded with a trey of her own on the next possession, spurring an 11-0 Tennessee run that put the Lady Vols up 47-22 by the 6:07 mark. Lipscomb responded with an 11-4 spurt of its own, pulling within 18 with 2:36 left in the quarter, but the Lady Vols closed out the period with six straight points to take a 60-36 lead into the final stanza.

Tennessee extended its run in the fourth, scoring nine unanswered points to stretch the run to 15-0 and build a 69-36 lead with 7:30 left to play. The Lady Bisons heated up from behind the arc in the closing minutes, pouring in 18 points to Tennessee's eight and pulling within 25 points for a final score of 77-52.

GAME 8

#13/13 Arkansas vs. Tennessee // Jan. 7, 2021

Arkansas (10-3, 1-2 SEC)	FG	3PT	FT	REBS	PF	TP	A	To	Bl	St	Min
24 Taylah Thomas	f	0-2	0-0	2-2	3-1-4	3	2	1	1	0	24
12 Destiny Sloucum	g	5-10	3-5	4-5	2-3-5	1	17	2	3	0	37
23 Amber Ramirez	g	5-10	3-4	2-2	0-3-3	2	15	1	1	0	33
33 Chelsea Dungee	g	9-26	1-10	11-13	16-7	0	30	3	1	0	35
43 Makayla Daniels	g	3-11	2-9	1-2	0-2-2	1	9	3	1	0	16
01 Marquessa Davis	0	0-1	0-0	1-2-3	0	0	0	0	0	0	13
04 Eryn Barnum	0-3	0-0	0-0	1-2-3	2	0	0	2	0	0	9
14 Jalyh Mason	0-5	0-1	0-0	1-1-2	1	0	0	0	0	0	16
25 Destinee Oberg	0-0	0-0	0-0	0-1-1	1	0	0	1	0	0	7
TEAM				2-4-6							
Totals.....	22-69	9-30	20-24	11-25-36	11	73	10	10	0	8	200

TOTAL FG%	1st Half: 12-38 31.6%	2nd Half: 10-31 32.3%	Game: 31.9%
3-Pt. FG%	1st Half: 5-18 27.8%	2nd Half: 4-12 33.3%	Game: 30.0%
F Throw %	1st Half: 6-8 75.0%	2nd Half: 14-16 87.5%	Game: 83.3%

Tennessee (7-11, 0 SEC)	FG	3PT	FT	REBS	PF	TP	A	To	Bl	St	Min
00 Renna Davis	f	12-20	3-3	2-2	5-6-11	2	26	5	0	2	39
12 Rae Burrell	f	11-18	3-7	1-2	0-5-5	2	26	1	0	2	37
33 Marta Suarez	f	1-2	0-1	0-0	1-6-7	2	2	3	4	0	19
20 Tamari Key	c	1-2	0-0	0-0	0-2-4	2	2	1	1	0	12
25 Jordan Horston	g	4-11	0-2	3-4	1-7-8	1	11	5	3	2	34
02 Jordan Walker	1-3	1-1	0-0	2-0-2	3	2	0	0	1	12	
04 Jordan Walker	2-5	1-3	2-2	0-5-5	2	3	1	0	0	19	
11 Kasiyahna Kushkuihah	5-8	0-0	1-5	1-5-6	3	11	0	1	0	0	26
31 Emily Saunders	0-0	0-0	0-0	0-1-1	0	0	1	0	0	0	2
TEAM				0-2-2							
Totals.....	37-69	5-17	9-15	10-39-49	19	88	21	11	3	7	200

TOTAL FG%	1st Half: 18-34 52.9%	2nd Half: 19-35 54.3%	Game: 53.6%
3-Pt. FG%	1st Half: 2-8 25.0%	2nd Half: 3-9 33.3%	Game: 29.4%
F Throw %	1st Half: 4-4 100%	2nd Half: 5-11 45.5%	Game: 60.0%

Officials: Metta Christensen, Karen Preato, Billy Smith
 Technical fouls: Arkansas-None, Tennessee-None.
 Attendance: 2143

Score by Periods	1st	2nd	3rd	4th	Total
Arkansas	17	18	20	18	73
Tennessee	18	24	28	18	88

Points in the paint-ARK 20, UT 52. Points off turnovers-ARK 15, UT 13.
 2nd chance points-ARK 8, UT 18. Fast break points-ARK 0, UT 8.
 Bench points-ARK 0, UT 21. Score tied 4 times. Lead changed 8 times.
 Last FG-ARK 4th-00:17, UT 4th-00:29.
 Largest lead-ARK by 5 1st-07:45, UT by 20 4th-02:55.
 ARK led for 07:47. UT led for 29:37. Game was tied for 02:36.

KNOXVILLE, Tenn. -- Tennessee opened SEC play with a victory over No. 13/13 Arkansas at home, winning 88-73 via an impressive 53.6 shooting percentage.

Senior Renna Davis and junior Rae Burrell paced UT (7-1, 1-0 SEC), each turning in 26 points. Davis recorded her 33rd career double-double with an all-around effort, adding 11 rebounds, five assists and two steals to go along with her season-high point total. Senior Kasiyahna Kushkuihah and sophomore Jordan Horston were also in double digits, chipping in 11 each.

UA (10-3, 1-2 SEC) was led by Chelsea Dungee who finished with 30 points and seven rebounds.

Marta Suarez put Tennessee on the board first with a layup in the first of its first 30 seconds, but Arkansas wasted no time catching up with Daniels pouring in five straight points and Ramirez topping it off with a layup to put the Razorbacks up 7-2 just over two minutes into the game. Burrell heated up two minutes later, scoring on back-to-back possessions to pull UT within one at 9-8 by the media break. Dungee hit a layup immediately following the break to stretch UA's lead to five, but Davis followed it up with a layup of her own, setting off an 8-0 run to put UT up by three with just over a minute left in the quarter. Arkansas closed out the period with five straight points to trail by just one, heading into the second at 18-17.

Both sides came out of the break hot, with each team scoring on its first three possessions. Arkansas hit three straight treys while Tennessee countered with seven points of its own before forcing two stops that Davis and Burrell punctuated with buckets on the other end, putting the Lady Vols up 29-26 by the 7:26 mark. Burrell converted on a jumper just before the media timeout, and Kushkuihah followed it up after the break, fueling an 8-0 run that put the Lady Vols up 37-30 with 3:23 remaining in the half. UA rallied back with five straight points from Dungee and Ramirez, but Burrell responded by knocking down a contested trey, and Davis followed it up with a layup on the next possession to put UT back up by seven with a halftime score of 42-35.

Tennessee carried its momentum through to the second half as Burrell and Tamari Key combined for the first five points of the period, stretching UT's lead to 12 by the 8:11 mark. Dungee converted on a three-point play and followed it up with a trey on the next possession to single-handedly fuel a 6-2 Arkansas run that made the score 49-41 with seven minutes remaining in the quarter. The teams then traded buckets until Jordan Walker knocked down a trey with just over four minutes remaining. Davis followed it up with a fast-break layup, and Horston capped it off with a block that resulted in three points on the other end, moving the score to 60-44 less than a minute later. Sloucum countered with a trey for the Razorbacks, but Kushkuihah hit a layup and Burrell came up with the steal and the score on the next possession to stretch the margin to 17. UA rallied back within 12 with one minute to go, but Burrell and Davis closed out the quarter with a combined six points while holding the Razorbacks to three to send the game into the final stanza with a score of 70-55.

Arkansas kicked off the fourth with five quick points by Sloucum and Taylah Thomas, but Davis hit a layup to set off a 6-0 run that put the Lady Vols back up by 16 with 6:27 to play. UT would build its lead to as many as 20 before Arkansas rallied back with a 7-0 run to pull within 13 with just under two minutes to go. Tennessee, however, closed things out with a comfortable advantage, winning 88-73.

GENERAL

STAFF

PLAYERS

REVIEW

HISTORY

FACILITIES

RECORDS

NCAA

SEC

RECORDS

MEDIA INFO



GAME 9

Tennessee at LSU // Jan. 10, 2021

Tennessee (81-2-0 SEC)	FG	3PT	FT	REBS	PF	TP	A	TO	Bl	St	Min	
00 Renna Davis	f	3-9	0-2	2-4	1-8	1	8	2	3	0	1	36
12 Rae Burrell	f	6-11	2-3	4-4	1-2-3	1	18	0	3	2	1	38
33 Marta Suarez	f	1-4	0-0	0-0	1-0-1	1	2	1	2	0	1	12
20 Tamari Key	c	6-9	0-0	0-2	5-1-6	2	12	1	2	2	1	29
25 Jordan Horston	g	4-10	0-1	3-3	0-2-2	4	11	2	0	1	2	23
02 Destiny Salary	g	0-0	0-0	0-0	1-4-5	3	0	2	0	0	0	14
04 Jordan Walker	g	2-3	1-2	0-2	1-1-2	3	5	2	4	0	0	22
11 Kasi Kushkituah	g	2-4	0-0	4-7	4-3-7	1	8	1	3	0	0	26
TEAM					3-1-4							
Totals.....	24-50	3-8	13-22	17-22-39	16	64	10	19	4	5	20	0

TOTAL FG%	1st Half: 13-26 50.0%	2nd Half: 11-24 45.8%	Game: 48.0%
3-Pt. FG%	1st Half: 1-4 25.0%	2nd Half: 2-4 50.0%	Game: 37.5%
F Throw %	1st Half: 6-10 60.0%	2nd Half: 7-12 58.3%	Game: 59.1%

LSU (4-6-2-2 SEC)	FG	3PT	FT	REBS	PF	TP	A	TO	Bl	St	Min	
00 Awa Itasi	f	4-7	0-2	1-1	0-4-4	3	9	1	4	0	2	37
24 Faustine Afiwua	c	3-8	0-0	2-2	1-1-2	5	8	0	1	1	22	
03 Khayla Pointer	g	10-20	1-2	4-10	1-2-3	3	25	5	4	0	3	37
23 Karli Seay	g	3-5	0-1	0-0	5-1-6	1	6	2	0	0	6	38
25 Rakell Spencer	g	1-4	0-0	0-0	3-0-3	1	2	1	1	0	0	17
01 Jalin Cherry	g	0-1	0-0	0-0	0-0-0	2	0	0	0	0	0	6
02 Tiara Young	g	4-10	0-0	3-3	0-3-3	2	11	2	0	0	2	31
15 Ajae Petty	g	1-2	0-0	0-0	0-2-2	1	2	0	1	0	0	12
TEAM					1-1-2							
Totals.....	26-57	1-5	10-16	11-14-25	18	63	11	11	1	1	20	0

TOTAL FG%	1st Half: 13-28 46.4%	2nd Half: 13-29 44.8%	Game: 45.6%
3-Pt. FG%	1st Half: 1-3 33.3%	2nd Half: 0-2 0.0%	Game: 20.0%
F Throw %	1st Half: 5-6 83.3%	2nd Half: 5-10 50.0%	Game: 62.5%

Officials: Eric Baker, Natasha Camy, Laura C Morris
 Technical fouls: Tennessee-None. LSU-None.
 Attendance: 762

Score by Periods	1st	2nd	3rd	4th	Total
Tennessee	16	17	14	17	64
LSU	19	13	14	17	63

Points in the paint-UT 36, LSU 44. Points off turnovers-UT 10, LSU 26.
 2nd chance points-UT 19, LSU 8. Fast break points-UT 9, LSU 18.
 Bench points-UT 13, LSU 13. Score tied-10 times. Lead changed-8 times.
 Last FG-UT 4th-00:37, LSU 4th-00:28.
 Largest lead-UT by 6 4th-03:19, LSU by 6 2nd-05:29.
 UT led for 18:34. LSU led for 14:53. Game was tied for 06:33.

BATON ROUGE, La. --

The Lady Vols held off a scrappy LSU squad in a back-and-forth affair on the road, winning 64-63 in the Pete Maravich Assembly Center.

Junior Rae Burrell led Tennessee (81-1, 2-0 SEC), finishing with 18 points and three rebounds. Sophomore Tamari Key turned in a season-high 12 points and six rebounds, and sophomore Jordan Horston also found her way into double figures with 11 points.

LSU (4-6, 2-2 SEC) was paced by senior Khayla Pointer who logged 25 points and five assists. Tiara Young was the next highest scorer for the Tigers with 11 points and three rebounds.

Tennessee came out of the gate hot, jumping out to a 4-0 lead after a Key put-back and a steal and score by Horston in the opening minute. Pointer responded with four quick points for LSU, and the Tigers matched UT bucket for bucket through the next four minutes as the teams went into the media timeout with the score tied at 10. Following the break, Pointer gave LSU its first lead of the game with a 3-pointer, and Young followed it up with a layup to put the score at 15-10 by the 4:30 mark. UT closed the gap to one point in the closing minutes of the quarter, scoring primarily from the free-throw line, but a layup by Young at the buzzer gave LSU a 19-16 lead heading into the second quarter.

The Tigers stretched their lead back to five with an Ajae Petty layup on their first possession of the second period, but Jordan Walker answered with a trey on the other end for UT to cut it to two. The two-point deficit would hold until Pointer and Rakell Spencer combined for four-straight points to put LSU up 29-23 four minutes in. The Lady Vols continued to chip away, reclaiming the lead at 31-30 off a Davis jumper at the 1:33 mark. Young hit a pair of free throws to go back up by one, but Davis closed out the half with a layup to send UT into the locker room with a one-point advantage at 33-32.

In the second half, Key once again opened the scoring for UT, hitting a layup 20 seconds into the third period. Burrell followed it up with a layup off a Suarez steal, stretching UT's lead to 37-32 by the 9:19 mark. The Tigers bounced back with a 5-0 run to tie the score at 37-all with 6:52 to play in the quarter. Kasiyahna Kushkituah hit a pair of free throws to put Tennessee up by two, but Pointer responded with a free throw and a layup to put LSU up 40-39 at the media timeout. Faustine Afiwua added a layup before Burrell responded with five-straight points to put UT up 46-44 at the 4:14 mark. Pointer answered with back-to-back layups to provide the game's eighth lead change, but Burrell closed out the period with a trey to send UT in the final stanza ahead 47-46.

Horston opened the fourth quarter with an old-fashioned three-point play, but Pointer and Awa Tasi combined to tie it up at 52-all with 6:36 left in the game. Tennessee launched into a 6-0 run, fueled by Kushkituah and Burrell, to lead 60-54 with 3:19 remaining. The Tigers widened the deficit to two before Key hit a layup to put UT's lead back at four, but Pointer also hit a layup on the other end to keep LSU within striking distance. Horston again stretched UT's lead to four, but Young scored on a 3-point play to put the score at 64-63 with only 28 seconds to play. LSU managed to get up a shot just before the buzzer, but the attempt was no good, and Horston came up with the rebound as time expired to move UT to 2-0 in SEC play.

GAME 10

#23/24 Tennessee vs. Georgia // Jan. 14, 2021

Georgia (11-1, 3-1 SEC)	FG	3PT	FT	REBS	PF	TP	A	TO	Bl	St	Min	
20 Jordan Isaacs	f	0-0	0-0	0-0	11-2	5	0	4	0	0	1	10
14 Jenna Stairi	c	1-4	0-0	0-2	1-2-3	1	2	0	1	0	1	14
02 Gabby Connally	g	5-8	4-9	3-4	0-2-2	0	17	5	2	0	2	37
11 Maya Caldwell	g	2-2	0-0	0-0	1-0-1	0	4	1	1	0	2	12
23 Que Morrison	g	7-6	3-9	0-0	2-6-8	2	17	3	1	1	4	34
03 Sarah Ashlee Barker	g	0-3	0-1	0-0	0-1-1	0	0	0	0	0	0	5
04 Mikayla Coombs	g	5-8	0-0	1-2	0-1-1	0	11	7	3	0	4	35
15 Maori Davenport	g	4-6	0-0	0-0	2-0-2	2	8	0	0	1	1	23
22 Malury Bates	g	1-4	0-0	2-2	2-1-3	4	4	0	2	0	0	20
35 Javyn Nicholson	g	1-2	0-0	2-2	0-2-2	0	4	1	1	0	0	20
TEAM					3-1-4							
Totals.....	26-63	7-19	8-12	12-17-29	14	67	17	12	2	1	26	20

TOTAL FG%	1st Half: 10-29 34.5%	2nd Half: 16-34 47.1%	Game: 41.3%
3-Pt. FG%	1st Half: 1-5 20.0%	2nd Half: 6-14 42.9%	Game: 36.8%
F Throw %	1st Half: 4-4 100%	2nd Half: 4-8 50.0%	Game: 66.7%

Tennessee (10-0)	FG	3PT	FT	REBS	PF	TP	A	TO	Bl	St	Min	
00 Renna Davis	f	6-9	0-2	3-4	1-3-4	1	15	3	3	1	0	32
12 Rae Burrell	f	3-13	1-5	0-0	0-2-2	3	7	4	4	0	1	31
33 Marta Suarez	c	3-7	1-2	1-1	3-3-6	1	8	1	4	0	1	22
20 Tamari Key	c	6-6	0-0	2-4	1-4-5	1	14	2	0	4	2	28
25 Jordan Horston	g	5-9	1-2	0-0	0-3-3	3	11	4	5	0	4	34
02 Destiny Salary	g	1-3	0-1	0-0	1-3-4	5	2	0	2	0	0	22
04 Jordan Walker	g	1-5	0-2	0-0	1-0-1	3	2	0	2	0	0	9
11 Kasiyahna Kushkituah	g	3-5	0-0	1-2	2-5-7	0	7	3	2	0	0	22
TEAM					2-4-6							
Totals.....	28-57	3-14	7-11	11-27-38	17	66	17	24	5	8	20	0

TOTAL FG%	1st Half: 17-33 51.5%	2nd Half: 11-24 45.8%	Game: 49.1%
3-Pt. FG%	1st Half: 3-10 30.0%	2nd Half: 0-4 0.0%	Game: 21.4%
F Throw %	1st Half: 3-5 60.0%	2nd Half: 4-6 66.7%	Game: 63.6%

Officials: Metta Christensen, Meadow Overstreet, Jesse Dickerson
 Technical fouls: Georgia-None. Tennessee-None.
 Attendance: 2167

Score by Periods	1st	2nd	3rd	4th	Total
Georgia	17	8	29	13	67
Tennessee	25	15	9	17	66

Points in the paint-UGA 32, UT 42. Points off turnovers-UGA 25, UT 17.
 2nd chance points-UGA 14, UT 3. Fast break points-UGA 26, UT 6.
 Bench points-UGA 27, UT 11. Score tied-0 times. Lead changed-1 time.
 Last FG-UGA 4th-01:54, UT 4th-00:29.
 Largest lead-UGA by 8 4th-04:58, UT by 17 3rd-09:49.
 UGA led for 10:47. UT led for 29:09. Game was tied for 00:04.

KNOXVILLE, Tenn. --

Despite shooting a solid 49 percent from the floor, No. 23/24 Tennessee dropped its first SEC contest, falling 67-66 to Georgia in Thompson-Boling Arena.

The Lady Vols led by as many as 17 points, but the Lady Bulldogs exploded for 29 points in the third quarter, claiming the lead they never relinquished.

UT (8-2, 2-1 SEC) was led by senior Renna Davis with 15 points and four rebounds. Sophomores Tamari Key and Jordan Horston were also in double figures with 14 and 11 points, respectively.

Gabby Connally and Que Morrison were the top scorers for UGA (11-1, 3-1 SEC) with 17 each, and Mikayla Coombs chipped in 11.

Tennessee wasted no time getting on the board, with Rae Burrell finding Davis off the tip for a fast-break layup just, four seconds into the game. Burrell followed it up with a jumper of her own before Georgia responded with a put-back by Maya Caldwell to make the score 4-2 a minute and a half in. Key converted on a jumper on the next possession before Connally knocked down a trey to pull the Lady Bulldogs within one, but the Lady Vols responded with a 7-2 run to lead 13-7 at the media break. UGA rallied back after the timeout, pulling within two before Horston managed the steal and the score and Burrell followed it up with a threese to put UT ahead by 20-13 with 1:26 left in the quarter. Georgia scored four quick fast-break points, but UT closed out the quarter with a Key layup and a Horston trey at the buzzer to take a 25-17 lead into the second.

Tennessee stretched its lead to double digits off a pair of Key layups in the opening minutes of the second period. It then hit a bit of a shooting slump, however, as Georgia pulled back within six before Horston hit a layup just before the media break to push the score to 31-23. Burrell knocked down a layup following the timeout, adding to what would become a 9-0 run that put the Lady Vols up by 15 with 3:04 left in the half. Maori Davenport broke the drought for UGA, but Horston once again converted at the buzzer to lift the halftime score to 40-25.

Key scored the first points of the third quarter with a layup 11 seconds in, but the Lady Bulldogs slowly scrapped their way back, pulling within six by the media timeout off back-to-back threes by Morrison. Horston knocked down a 10-foot jumper following the timeout, but UT was plagued by turnovers and UGA went on to score nine-straight points, punctuated by threes from Connally and Morrison on subsequent possessions. Those buckets gave the Lady Bulldogs their first lead of the game at 50-49 with 47 seconds left in the period. UGA closed out the quarter with four more points, stretching the run to 13-0 and taking a 54-49 lead into the final stanza.

Georgia added to its lead with a Coombs layup before Key broke the slump with a layup, and then Jordan Walker followed it up with another on the next possession to cut the deficit to 56-53 with 6:32 to play. The teams traded buckets before Connally hit a trey and Morrison added a layup to stretch UGA's lead to eight with just under five to go. UT twice climbed back within three off points by Kasiyahna Kushkituah before Davis cut it to one with 29 seconds left in the game. With 13 seconds on the clock, UT forced a 5-second violation on a Georgia inbound play, but a tied ball on the other end gave the Lady Bulldogs the ball back. UT had a lob attempt in the paint off an inbound pass with under three seconds remaining, but UGA disrupted the play and held on for a 67-66 victory.

GAME 11

#23/24 Tennessee at Alabama // Jan. 17, 2021

Tennessee (9-2, 3-1 SEC)	FG	3PT	FT	REBS	PF	TP	A	TO	BI	St	Min	
00 Renna Davis f	8-14	2-3	3-4	3-7-10	2	2	1	0	3	29		
12 Rae Burrell f	8-13	1-2	0-0	0-3-3	1	1	4	1	0	29		
33 Marta Suarez f	2-4	1-3	0-0	1-0-1	2	5	0	0	0	25		
20 Tamari Key c	6-12	0-0	3-4	2-5-7	4	15	0	0	0	24		
25 Jordan Horston g	6-10	2-3	0-0	0-6-6	3	14	7	2	1	0	27	
02 Destiny Salary	1-1	0-0	0-0	0-4-4	2	2	0	1	0	0	11	
04 Jordan Walker	1-5	1-1	0-0	1-2-3	1	3	4	0	0	1	14	
10 Jessie Rennie	0-0	0-0	0-0-0	0-0-0	0	0	1	0	0	0	7	
11 Kasi Kushkittuah	1-4	0-0	0-0	0-3-3	0	2	2	2	0	0	21	
21 Tess Darby	1-2	1-2	0-0	0-0-0	0	3	0	0	0	0	6	
31 Emily Saunders	0-1	0-0	0-0	0-0-2	2	0	0	0	1	0	7	
TEAM	2-3-5											
Totals.....	34-66	8-14	6-8	9-33-42	17	82	18	12	3	3	200	

TOTAL FG%	1st Half: 18-33 54.5%	2nd Half: 16-33 48.5%	Game: 51.5%
3-Pt. FG%	1st Half: 3-6 50.0%	2nd Half: 5-8 62.5%	Game: 57.1%
F Throw %	1st Half: 3-5 60.0%	2nd Half: 3-3 100%	Game: 75.0%

Alabama (11-2, 4-2 SEC)	FG	3PT	FT	REBS	PF	TP	A	TO	BI	St	Min	
22 Ariyah Copeland f	3-6	0-0	1-3	3-5-8	4	7	0	3	1	1	27	
04 Jasmine Walker f	6-19	0-5	1-6	2-10-12	17	0	0	0	0	36		
01 Megan Abrams g	2-6	0-0	1-4	0-1-1	5	0	1	0	1	31		
03 Jordan Lewis g	7-13	3-7	5-9	0-2-2	1	22	2	5	0	1	31	
05 Hannah Barber g	1-6	0-2	0-0	0-3-3	1	2	1	1	0	0	26	
02 Keyara Jones	1-1	1-1	0-0	0-0-0	0	3	0	0	0	0	3	
04 Taylor Sutton	0-1	0-1	0-0	0-0-0	0	0	1	0	0	0	6	
11 Destiny Rice	0-1	0-0	0-0	0-1-1	1	0	0	1	0	0	9	
12 Allie Craig Cruce	0-4	0-2	0-0	2-1-3	1	0	0	1	0	1	12	
15 Myra Gordon	0-1	0-0	0-0	1-0-1	0	0	0	0	0	1	14	
TEAM	11-2											
Totals.....	20-58	4-18	12-22	9-24-33	11	56	3	13	1	5	200	

TOTAL FG%	1st Half: 8-28 28.6%	2nd Half: 12-30 40.0%	Game: 34.5%
3-Pt. FG%	1st Half: 2-7 28.6%	2nd Half: 2-11 18.2%	Game: 22.2%
F Throw %	1st Half: 5-10 50.0%	2nd Half: 7-12 58.3%	Game: 54.5%

Officials: Saif Esho, Karen Preato, Roy Gulbeyan
 Technical fouls: Tennessee-None. Alabama-None.
 Attendance: 914

Score by Periods	1st	2nd	3rd	4th	Total
Tennessee	16	26	28	12	82
Alabama	16	7	24	9	56

Points in the paint-UT 44, BAMA 30. Points off turnovers-UT 19, BAMA 11.
 2nd chance points-UT 9, BAMA 8. Fast break points-UT 10, BAMA 11.
 Bench points-UT 10, BAMA 3. Score tied 5 times. Lead changed 3 times.
 Last FG-UT 4th-02:05, BAMA 4th-01:13.
 Largest lead-UT by 29 4th-03:17, BAMA by 3 1st-09:00.
 UT led for 30:59. BAMA led for 04:12. Game was tied for 04:49.

TUSCALOOSA, Ala. -- Senior Renna Davis poured in 21 points to lead the No. 23/24 Lady Vols to a commanding 82-56 victory over Alabama in Coleman Coliseum.

Davis added 10 rebounds to her 21 points to record her 34th career double-double. Junior Rae Burrell and sophomores Tamari Key and Jordan Horston were also double figures for Tennessee (9-2, 3-1 SEC), finishing with 17, 15 and 14 points, respectively.

UT, which won its second straight over the Crimson Tide, improved to 51-7 in the all-time series and 17-2 in games at Coleman Coliseum.

Jordan Lewis paced Alabama (11-2, 4-2 SEC) with 22 points, and Jasmine Walker turned in a double-double with 17 points and 12 rebounds.

Both teams came out firing from long range, tying the score at 3-all just over a minute into play. Lewis and Walker combined to give Alabama an 8-5 lead by the 6:37 mark, but Burrell knocked down a jumper to kick off a 6-0 run that gave UT its first lead of the game at 11-8 a minute later. Alabama answered with a 6-0 run of its own, reclaiming the lead at 13-11 off a Walker layup with 3:41 remaining in the quarter. The Crimson Tide would maintain a lead into the closing seconds, but Horston fired in a trey to tie the score at 16-all at the end of the first.

Horston picked up where she left off in the second, putting the Lady Vols on top by driving across the lane and hitting a reverse layup. That was the second bucket of what would become a 19-0 run fueled by Horston, Key and Burrell that put Tennessee up 32-16 just over halfway through the period. Ariyah Copeland ended the drought for UA with a layup, but Davis and Burrell kept the pressure on, combining for six quick points to give UT a 19-point lead with 2:39 left in the half. Alabama would cut the deficit to 15, but Horston closed out the quarter with a trey and a buzzer-beating jumper to make the halftime score 42-23.

The Crimson Tide came out hot in the second half, whittling UT's lead down to 14 just over a minute into the quarter, but Davis and Burrell responded with back-to-back treys to give the Lady Vols a 48-28 lead by the 7:41 mark. The teams largely traded baskets through the middle of the quarter with Davis scoring eight straight points for UT to put the score at 60-39 with 2:52 left in the period. UA narrowed the gap to 17 points off a Megan Abrams jumper a minute later, but UT outscored Alabama 10-4 in the closing minutes, punctuated by a Jordan Walker 3-pointer at the buzzer, to give Tennessee a 70-47 lead heading into the final stanza.

Burrell opened the fourth with a layup to stretch the Lady Vols' lead to 25. Walker responded with a layup for UA and followed up a Davis layup with four more points to pull the Crimson Tide within 23 by the media timeout at 74-51. Following the break, Tess Darby and Marta Suarez hit back-to-back threes to expand UT's lead to 29 points with just over three minutes to play. Alabama closed out the game with a 5-2 run to make the final score 82-56, giving UT its most points against the Tide since 2012 and first total over 65 since 2016.

GAME 12

#25 UT vs. #3/5 UConn // Jan. 21, 2021

UConn (9-0)	FG	3PT	FT	REBS	PF	TP	A	TO	BI	St	Min	
20 O. Nelson-Ododa f	2-7	0-4	3-6	4-9-11	2	7	1	0	3	1	31	
05 Paige Bueckers g	3-14	1-6	2-2	2-6-8	0	9	7	2	0	3	38	
13 Christyn Williams g	8-18	2-7	2-4	0-3-2	0	20	2	3	0	0	32	
22 Evina Westbrook g	5-8	2-5	2-4	0-5-5	0	15	4	2	0	2	38	
44 Aubrey Griffin g	4-8	1-3	1-3	2-2-4	4	10	2	0	2	1	23	
03 Aaliyah Edwards	3-5	0-0	0-2	1-2-3	3	6	1	3	1	0	21	
11 Mira McLean	0-0	0-0	0-0	0-1-1	1	0	0	1	0	0	5	
24 Anna Makurat	0-1	0-0	0-0	0-0-1	1	0	1	0	0	0	12	
TEAM	2-1-3											
Totals.....	25-61	7-25	10-21	11-27-38	13	67	18	11	6	7	200	

TOTAL FG%	1st Half: 13-28 46.4%	2nd Half: 12-33 36.4%	Game: 41.0%
3-Pt. FG%	1st Half: 3-12 25.0%	2nd Half: 4-13 30.8%	Game: 28.0%
F Throw %	1st Half: 5-12 41.7%	2nd Half: 5-9 55.6%	Game: 47.6%

Tennessee (9-3)	FG	3PT	FT	REBS	PF	TP	A	TO	BI	St	Min	
00 Renna Davis f	4-12	0-2	3-4	2-7-9	3	11	3	0	1	0	30	
12 Rae Burrell f	7-17	3-5	1-2	4-4-8	1	18	2	2	1	0	28	
33 Marta Suarez f	4-7	2-4	0-0	2-4-6	2	10	2	0	3	0	28	
20 Tamari Key c	5-7	0-0	0-0	5-4-9	4	10	0	0	3	0	31	
25 Jordan Horston g	1-1	0-2	0-0	0-2-2	3	2	3	4	0	0	23	
02 Destiny Salary	1-1	1-1	0-0	0-1-1	1	3	1	0	0	0	9	
04 Jordan Walker	1-9	1-6	1-2	1-3-4	3	4	5	3	0	0	19	
11 Kasi Kushkittuah	1-1	0-0	1-2	0-1-1	0	3	1	2	0	0	23	
TEAM	0-2-2											
Totals.....	24-65	7-20	6-10	14-28-42	17	61	15	14	5	4	200	

TOTAL FG%	1st Half: 14-35 40.0%	2nd Half: 10-30 33.3%	Game: 36.9%
3-Pt. FG%	1st Half: 5-10 50.0%	2nd Half: 2-10 20.0%	Game: 35.0%
F Throw %	1st Half: 2-4 50.0%	2nd Half: 4-6 66.7%	Game: 60.0%

Officials: Cameron Inouye, Gina Cross, Dee Kanter
 Technical fouls: UConn-None. Tennessee-Jordan Walker.
 Attendance: 3553

Score by Periods	1st	2nd	3rd	4th	Total
UConn	16	18	11	22	67
Tennessee	17	18	14	12	61

Points in the paint-UConn 26, UT 20. Points off turnovers-UConn 16, UT 4.
 2nd chance points-UConn 11, UT 12. Fast break points-UConn 6, UT 4.
 Bench points-UConn 6, UT 10. Score tied 12 times. Lead changed 17 times.
 Last FG-UConn 4th-00:25, UT 4th-00:55.
 Largest lead-UConn by 9 4th-04:46, UT by 4 2nd-01:12.
 UConn led for 15:36. UT led for 16:46. Game was tied for 07:38.

KNOXVILLE, Tenn. -- The No. 25/RV Lady Vols took a four-point lead into the final quarter but couldn't hold on, falling 67-61 to No. 3/5 UConn in Thompson-Boling Arena in front of a crowd of 3,553.

Tennessee (9-3, 3-1 SEC) was led by junior Rae Burrell who had 18 points and eight rebounds. Senior Renna Davis narrowly missed a double-double with 11 points and nine rebounds, and sophomore Tamari Key and freshman Marta Suarez each turned in 10 points.

Christyn Williams led UConn (9-0, 7-0 Big East) with 20 points, and Evina Westbrook and Aubrey Griffin managed 15 and 10, respectively.

Tamari Key got Tennessee on the board first with a put-back just over a minute into play, while UConn came out cold and missed its first four shots before Olivia Nelson-Ododa hit a layup at the 7:27 mark. Burrell answered with a trey on the next possession, but Williams countered with one of her own to tie the score at 5-all with 6:29 left in the quarter. Paige Bueckers gave the Huskies their first lead of the game with a pair of free throws 30 seconds later. Key tied it back up with 4:22 on the clock, and the teams proceeded to trade buckets until Burrell and Kasiyah Kushkittuah scored on back-to-back layups while holding UConn to a free throw to go up 16-13 with 1:22 left in the quarter. Each team hit a free throw in the closing minute, and Williams converted on a jumper at the buzzer to send the game into the second period with UT up 17-16.

Williams opened the second with a quick jumper to put the Huskies up by one, but UT bounced back with a 5-2 run to lead by three points two and a half minutes in. The Huskies answered with an 8-0 run of their own to go ahead 26-23 before Burrell broke the drought with a 12-foot jumper on the next possession, putting the score at 28-25 at the media timeout. Following the timeout Marta Suarez came up with the steal and the score to cut the deficit to one with 3:31 left in the half, and she tied it up with a trey a minute later at 30-all. UConn added a point with a Westbrook free throw, but UT reclaimed the lead off a Key jumper on the next drive down the court and stretched it to four with a Destiny Salary 3-pointer by the 11:2 mark. A Westbrook trey 10 seconds later made the score 35-34, where it would remain until halftime.

UConn struck first in the second half, scoring on a Griffin layup before Jordan Horston countered with a jumper on the other end. UConn went up by two by the 7:39 mark, but Suarez and Burrell combined for four quick points that put the Lady Vols back on top at 41-39 a minute later. The lead would change hands two more times before the media break, but four straight points by Davis following the break put the Big Orange up 45-42 with 4:16 left in the quarter. Williams cut it to one with a fast-break layup, and then both teams hit a scoring slump before Jordan Walker knocked down a three to push the score to 48-44 with 1:09 on the clock. UT would carry a four-point lead through the end of the quarter, entering the final stanza up 49-45.

The Huskies opened the fourth with a 7-1 run, reclaiming the lead at 52-50 with 7:53 left in the game, but Davis tied it with a jumper on the next possession. Back-to-back threes by Westbrook fueled a 9-0 run that gave UConn a 61-52 advantage by the media break, but Suarez hit a long-range three after the timeout to put the score to 61-55 with 4:26 to play. The Lady Vols scored six unanswered to creep within two with 55 seconds to go, but Bueckers hit a three as the shot clock wound down to put the Huskies back up by five with 25 seconds left, and with Tennessee forced to foul, UConn converted on free throws to secure the victory.



GAME 13

#25 UT vs. #12 Kentucky // Jan. 24, 2021

Kentucky (11-4-3)	FG	3PT	FT	REBS	PF	TP	A	TO	Bl	St	Min
03 Ke'Ke McKinney	f	2-7	1-3	2-2	4-0-4	0	7	1	1	0	31
00 Olivia Owens	c	2-7	0-1	0-1	1-4-5	4	4	0	2	0	20
05 Blair Green	g	0-4	0-2	0-0	0-1-1	1	0	2	0	0	20
10 Rhyne Howard	g	3-16	2-6	6-8	1-2-3	3	14	1	1	3	37
15 Chasty Patterson	g	6-15	3-8	0-0	1-0-1	3	15	4	0	1	32
01 Robyn Benton	g	4-7	1-3	2-2	0-0-0	1	11	0	1	0	21
13 Jazmine Mensagelli	g	0-2	0-0	0-0	0-0-0	1	0	1	1	0	13
14 Tatyana Wyatt	g	0-1	0-0	0-0	1-1-2	0	0	0	0	0	15
44 Dre'Ana Edwards	g	1-4	0-1	0-0	1-1-2	1	2	0	1	0	22
TEAM				3-4-7							
Totals.....	18-63	7-24	10-13	12-13-25	14	53	9	7	1	12	200

TOTAL FG%	1st Half: 9-32 28.1%	2nd Half: 9-31 29.0%	Game: 28.6%
3-PT FG%	1st Half: 2-12 16.7%	2nd Half: 1-5 20.0%	Game: 29.2%
F Throw %	1st Half: 2-3 66.7%	2nd Half: 8-10 80.0%	Game: 76.9%

Tennessee (10-3,4-1)	FG	3PT	FT	REBS	PF	TP	A	TO	Bl	St	Min
00 Renna Davis	f	6-13	3-5	0-0	5-15-20	0	15	4	0	0	33
12 Rae Burrell	f	5-12	2-4	1-3	3-4-7	2	13	1	5	0	34
33 Marta Suarez	f	3-4	0-0	0-0	2-2-4	2	6	0	2	0	22
20 Tamari Key	c	8-10	0-0	3-4	2-2-4	2	19	0	2	0	32
25 Jordan Horston	g	1-9	0-1	0-0	0-3-3	2	7	4	0	1	18
02 Destiny Salary	g	0-1	0-0	0-0	0-2-2	2	2	2	1	0	14
04 Jordan Walker	g	0-3	0-2	2-2	0-4-4	0	2	3	4	0	29
10 Jessie Rennie	g	0-0	0-0	0-0	1-0-1	0	0	0	0	0	2
11 Kasi Kushkittuah	g	5-7	0-0	1-2	5-1-6	2	11	2	1	2	21
21 Tess Darby	g	0-0	0-0	0-0	0-0-0	0	0	0	0	0	2
31 Emily Saunders	g	1-2	0-0	0-0	1-0-1	0	2	0	0	0	3
TEAM				2-2-4							
Totals.....	29-61	5-12	7-11	21-35-56	11	70	19	17	4	3	200

TOTAL FG%	1st Half: 10-26 38.5%	2nd Half: 19-35 54.3%	Game: 47.5%
3-PT FG%	1st Half: 2-7 28.6%	2nd Half: 3-5 60.0%	Game: 41.7%
F Throw %	1st Half: 5-6 83.3%	2nd Half: 2-5 40.0%	Game: 63.6%

Officials: Brian Hall,Billy Smith,Denise Brooks
 Technical fouls: Kentucky-None, Tennessee-None.
 Attendance: 2609

Score by Periods	1st	2nd	3rd	4th	Total
Kentucky	12	10	9	22	53
Tennessee	18	9	22	21	70

Points in the paint-UK 18,UT 44. Points off turnovers-UK 10,UT 4.
 2nd chance points-UK 11,UT 18. Fast break points-UK 8,UT 12.
 Bench points-UK 13,UT 15. Score tied-2 times. Lead changed-2 times.
 Last FG-UK 4th-00:30, UT 4th-00:40.
 Largest lead-UK by 2 1st-09:16, UT by 26 4th-05:53.
 UK led for 00:34, UT led for 38:22. Game was tied for 01:04.

KNOXVILLE, Tenn. -- The No. 25 Lady Vols rolled to their 122 Kentucky victory over No. 12 Kentucky, winning 70-53 in Thompson-Boling Arena. The win was UT's third victory over a top-15 team this season, its highest number of wins over ranked opponents since the 2017-18 season.

Tennessee (10-3, 4-1 SEC) was led in scoring by sophomore Tamari Key, who posted a career-high 19 points on 8-of-10 shooting. Senior Renna Davis turned in a double-double with 15 points and a career-high 20 rebounds. Junior Rae Burrell and senior Kasiyahna Kushkittuah were also in double digits with 13 and 11, respectively.

Chasty Patterson was the high scorer for Kentucky (11-4, 4-3 SEC) with 15 points, and Rhyne Howard was close behind with 14, though UT's stifling defense relegated the 2020 SEC Player of the Year into a 3-for-16 shooting day from the field.

Kentucky jumped out to an early 3-1 lead off a Ke'Ke McKinney try less than a minute in, but Marta Suarez tied it up with a quick jumper off the rebound on the other end, setting off an 11-0 run that put the Lady Vols up 12-3 by the media timeout. Following the break Howard hit a long-range 3-pointer to end the drought for the Wildcats, and Robyn Benton hit a 10-footer on the next possession to cut the UK deficit to four. The four-point gap held until Jordan Walker hit a pair of free throws in the final minute to extend Tennessee's lead to six and send the game into the second period with the scoreboard reading 18-12.

The Lady Vols came out shooting cold from the floor in the second, failing to convert on their first six possessions while Kentucky tied it up at 18-18 by the 5:32 mark. Burrell broke the slump for UT, converting on a try 15 seconds later to make the score 21-18 at the media break. Following the timeout, Suarez and Burrell both added layups, stretching the lead to seven before Olivia Owens and Patterson combined to pull Kentucky within three with 1:09 left in the half. Burrell would add two more points before the final buzzer, making the halftime score 27-22 in favor of the Big Orange.

Horston found Key alone in the paint for UT's first bucket of the second half, and Key followed it up with two more baskets over the next two possessions, putting the Lady Vols up by 11 just under two minutes in. Howard hit one of a pair of free throws for Kentucky, but the Lady Vols kept the pressure on, holding UK without a field goal for four and a half minutes while Davis and Key combined for five points to stretch the lead to 39-23 before Patterson converted on a try to put the score at 38-26 at the media break. Both teams came out of the timeout hot, each scoring on their next two possessions to move the score to 43-31 by the 3:24 mark, but UT held Kentucky scoreless for the rest of the quarter while scoring eight unanswered points to take a 49-31 lead into the final stanza.

The Lady Vols kept the pressure on, opening the fourth with a 9-1 run to lead by 26 points with 5:53 left to play. The teams traded baskets through the 3:39 mark, with Tennessee leading by 25 points after Key's final bucket of the game. UT's reserves got some action in the closing minutes, and the Wildcats closed out the game with a 10-4 run to bring the final margin to 17, 70-53.

GAME 14

#20/22 UT vs. Ole Miss // Jan. 28, 2021

Ole Miss (7-6,1-6)	FG	3PT	FT	REBS	PF	TP	A	TO	Bl	St	Min
00 Shakira Austin	f	7-12	0-0	2-4	1-5-6	4	16	1	1	0	33
05 Snudda Collins	f	5-11	3-5	0-0	1-3-4	2	13	0	1	0	28
24 Madison Scott	f	1-4	0-0	1-1	2-2-4	3	3	0	2	0	24
03 D. Johnson	g	8-15	1-1	2-2	0-4-4	2	19	0	2	0	26
04 Valerie Nesbitt	g	2-7	0-0	0-0	1-1-2	2	4	4	4	0	31
02 Mimi Reid	g	2-5	1-3	2-3	0-0-2	2	7	3	2	0	22
15 Caitlin McGee	g	0-0	0-0	0-0	0-2-2	1	0	0	1	0	8
21 Taylor Smith	g	1-1	1-1	0-0	0-0-0	0	3	0	0	0	5
23 Jacorriah Bracey	g	0-2	0-1	0-0	0-0-0	0	0	0	0	0	4
25 Tiya Douglas	g	1-1	0-0	0-0	0-1-1	0	2	1	0	0	17
32 Iyanika Kitchens	g	0-1	0-0	0-0	0-1-1	2	0	0	1	0	12
TEAM				3-1-4							
Totals.....	27-59	6-11	7-10	8-20-28	18	67	9	15	0	9	200

TOTAL FG%	1st Half: 14-29 48.3%	2nd Half: 13-30 43.3%	Game: 45.8%
3-PT FG%	1st Half: 4-7 57.1%	2nd Half: 2-4 50.0%	Game: 54.5%
F Throw %	1st Half: 1-2 50.0%	2nd Half: 6-8 75.0%	Game: 70.0%

Tennessee (11-3, 5-1)	FG	3PT	FT	REBS	PF	TP	A	TO	Bl	St	Min
00 Renna Davis	f	8-15	0-4	5-5	1-6-7	2	21	3	0	0	37
12 Rae Burrell	f	5-13	1-4	6-6	1-2-3	1	17	2	4	0	37
33 Marta Suarez	f	0-0	0-0	0-0	0-0-0	0	0	0	0	0	1
20 Tamari Key	c	3-7	0-0	1-2	2-3-5	4	7	0	1	2	20
25 Jordan Horston	g	5-8	1-1	2-2	0-3-3	2	13	3	4	1	33
02 Destiny Salary	g	3-8	0-1	0-2	2-2-4	1	4	1	0	2	26
04 Jordan Walker	g	1-1	0-0	2-2	1-4-5	1	4	2	1	1	14
11 Kasi Kushkittuah	g	0-2	0-0	0-0	3-5-8	1	0	1	3	1	20
TEAM				3							
Totals.....	25-54	2-10	16-19	10-25-35	14	68	15	7	5	5	200

TOTAL FG%	1st Half: 12-26 46.2%	2nd Half: 13-28 46.4%	Game: 46.3%
3-PT FG%	1st Half: 1-5 20.0%	2nd Half: 1-5 20.0%	Game: 20.0%
F Throw %	1st Half: 5-8 62.5%	2nd Half: 11-11 100%	Game: 84.2%

Officials: Saif Esho,Joseph Vaszily,Tina Napier
 Technical fouls: Ole Miss-None, Tennessee-None.
 Attendance: 2167

Score by Periods	1st	2nd	3rd	4th	Total
Ole Miss	18	15	12	22	67
Tennessee	8	22	19	19	68

Points in the paint-OM 32,UT 38. Points off turnovers-OM 16,UT 18.
 2nd chance points-OM 9,UT 7. Fast break points-OM 10,UT 10.
 Bench points-OM 12,UT 10. Score tied-5 times. Lead changed-7 times.
 Last FG-OM 4th-00:00, UT 4th-00:16.
 Largest lead-OM by 13 2nd-07:38, UT by 5 4th-06:01.
 OM led for 25:55, UT led for 08:22. Game was tied for 05:43.

KNOXVILLE, Tenn. -- The No. 20/22 Lady Vols held off an upset-minded Ole Miss team earning a 68-67 win in Thompson-Boling Arena. Senior Renna Davis led Tennessee (11-3, 5-1 SEC) with 21 points and seven rebounds, and junior Rae Burrell logged 17 points and three rebounds. Sophomore Jordan Horston was also in double figures, managing 13 points and three assists.

Donnetta Johnson was the high scorer for Ole Miss (7-6, 1-6 SEC) with 19 points, and Shakira Austin and Snudda Collins were close behind with 16 and 13, respectively.

Johnson scored on a fast-break layup a minute and a half in, and Collins followed it up with another on Ole Miss' next possession. Tamari Key got UT on the board with a layup at the 7:45 mark before four points from Austin stretched the Rebels' lead to six. It was a margin they would maintain until the final two minutes, when they held the Lady Vols scoreless for two possessions while putting in three points to lead 15-6 with 1:47 left in the quarter. Jordan Walker countered with a long-range jumper on the other end to cut it to seven, but Collins responded with a try of her own to send the Rebels into the second period with an 18-8 lead.

UM opened the second frame with a 5-2 run to lead 23-10 two and a half minutes in, but Horston cut the deficit to eight points less than 30 seconds later. Mimi Reid answered with a 3-pointer, but Burrell knocked down a layup and Horston found Davis on the break to pull UT within seven at 26-19 just before the media timeout. Tennessee kept up the pace coming out of the break, holding the Rebels scoreless through three possessions while whittling the deficit down to two on the offensive end. Ole Miss would stretch its lead back to seven a minute and a half later, but UT closed out the half with four-straight points from Burrell and Davis to pull the halftime deficit to three at 33-30.

The teams swapped buckets in the opening minutes of the second half until Davis converted on an old-fashioned three-point play to tie the score at 41-all with 3:32 left in the quarter. She gave UT its first lead of the game on the following possession, but Ole Miss reclaimed it 30 seconds later off a 3-point play by Madison Scott. Davis again scored for UT to tie things up at 45, and Destiny Salary stretched the advantage to four by the end of the quarter with an assist to Key and a put-back.

Johnson opened the fourth quarter by scoring four straight points for Ole Miss to tie it up at 49-all, but Burrell knocked down a try two and a half minutes in to give UT a three-point edge, a margin that would hold through the final media timeout. Following the break, Salary drove through the paint and knocked down a layup to stretch UT's lead to five, but the Rebels continued to hang around as Collins nailed a try on the next possession and Johnson followed it up with a jumper to knot the score at 56 with just under five minutes left in the game. There would be three lead changes before Walker and Horston each hit a pair of free throws to put the Lady Vols up 64-61 with 58 seconds to play. A traveling violation on the other end gave the Big Orange the ball back, and Davis scored on a layup to extend the lead to five with 16 seconds on the clock. Reid converted on a three-point play in the closing seconds, but Burrell hit both of her free throws on the other end to give UT a one-point cushion with five seconds remaining. Johnson's 3-pointer at the buzzer cut the deficit to one, with the Lady Vols escaping with a 68-67 nail-biter.

GAME 15

#20/22 UT vs. Florida // Jan. 31, 2021

Florida (9-8,2-7)	FG	3PT	FT	REBS	PF	TP	A	TO	Bl	St	Min
13 Floor Toonders	f	1-2	0-0	1-1	3-0-3	2	3	0	0	0	1 22
01 Kiara Smith	g	10-24	0-3	3-3	1-9-10	2	25	5	3	0	4 40
03 Lavender Briggs	g	9-25	5-15	0-1	2-7-9	2	25	2	0	0	2 38
14 Kristina Moore	g	0-2	0-1	0-0	1-1-2	0	0	0	1	0	0 9
15 Nina Rickards	g	0-4	0-1	0-0	4-0-4	0	0	4	1	0	1 20
10 Danielle Rainey		2-8	1-5	0-2	1-2-3	1	5	0	1	1	0 19
12 Jordyn Merritt		1-4	0-2	3-4	0-0-0	1	5	0	1	0	2 13
22 Brynn Farrell		2-4	2-5	0-0	0-0-0	3	6	0	0	0	0 11
24 Yasmeen Chang		0-4	0-0	0-0	1-0-1	2	0	0	0	0	0 10
25 Faith Dut		0-3	0-0	0-0	3-0-3	2	0	0	3	1	0 18
TEAM					5-2-7						
Totals.....		25-80	8-30	7-11	21-21-42	15	65	11	11	2	10 200

TOTAL FG%	1st Half: 12-38 31.6%	2nd Half: 13-42 31.0%	Game: 31.3%
3-PT. FG%	1st Half: 3-15 23.1%	2nd Half: 5-17 29.4%	Game: 26.7%
F Throw %	1st Half: 4-8 50.0%	2nd Half: 3-3 100%	Game: 63.6%

Tennessee (12-3,6-1)	FG	3PT	FT	REBS	PF	TP	A	TO	Bl	St	Min
00 Renna Davis	f	6-15	0-4	2-2	2-5-7	1	14	4	2	1	1 36
12 Rae Burrell	f	8-16	0-2	5-6	3-6-9	1	21	1	4	0	2 34
11 Kasi Kushkitsuah	c	4-9	0-0	0-0	6-6-12	1	8	4	2	1	0 34
20 Tamari Key	c	10-12	0-0	3-4	6-4-10	3	25	1	2	10	1 34
25 Jordan Horston	g	1-8	0-2	0-0	0-4-4	2	2	4	0	1	1 26
02 Destiny Salary		1-7	0-1	0-0	0-4-0	2	0	2	0	1	1 15
04 Jordan Walker		3-8	2-4	1-2	0-0-0	2	9	3	1	0	1 20
10 Jessie Rennie		0-0	0-0	0-0	0-0-0	0	0	0	0	0	0 1
31 Emily Saunders		0-0	0-0	0-0	0-0-0	1	0	0	0	0	0 0+
TEAM					5-6-11						
Totals.....		33-75	2-13	11-14	22-35-57	11	79	17	13	14	7 200

TOTAL FG%	1st Half: 16-37 43.2%	2nd Half: 17-38 44.7%	Game: 44.0%
3-PT. FG%	1st Half: 1-6 16.7%	2nd Half: 1-7 14.3%	Game: 15.4%
F Throw %	1st Half: 5-6 83.3%	2nd Half: 6-8 75.0%	Game: 78.6%

Officials: Bill Laranca, Maggie Tieman, Eric Brewton
 Technical fouls: Florida-None, Tennessee-None.
 Attendance: 2409

Score by Periods	1st	2nd	3rd	4th	Total
Florida	21	10	23	11	65
Tennessee	19	19	20	21	79

Points in the paint-UF 16,UT 56. Points off turnovers-UF 12,UT 6.
 2nd chance points-UF 11,UT 22. Fast break points-UF 18,UT 6.
 Bench points-UF 16,UT 11. Score tied 4 times. Lead changed-2 times.
 Last FG-UF 4th-01:59, UT 4th-00:38.
 Largest lead-UF by 7 1st-07:08, UT by 14 4th-00:38.
 UF led for 10:26. UT led for 28:12. Game was tied for 01:22.

KNOXVILLE, Tenn. -- Sophomore Tamari Key turned in a triple-double to lead No. 20/22 Tennessee to a 79-65 win over Florida in Thompson-Boling Arena.

Key totaled 23 points, 10 rebounds and 10 blocks, setting career highs in both points and blocks. It marks just the fourth triple-double in Lady Vol history, and the first since Jordan Reynolds notched one against UNCW on Dec. 29, 2016. Junior Rae Burrell also eclipsed the 20-point scoring mark for Tennessee (12-3, 6-1 SEC) with 21, while senior Renna Davis finished with 14.

Florida (9-8, 2-7 SEC) was led by Kiara Smith and Lavender Briggs who each had 23. Smith added 10 rebounds to her point total to record a double-double.

Key came out hot, notching four points and a block in the first minute to give UT an early 4-2 lead. Florida bounced back and took the lead off a Smith free throw a minute and a half in and stretched it to seven points off back-to-back treys by Briggs before Burrell answered with a jumper to make the score 11-6 at the 6:52 mark. Burrell hit a pair of free throws to cut the deficit to three before the media break and picked up where she left off afterward, knocking down a 10-foot jumper on Tennessee's first possession following the timeout. Briggs and Smith combined to build Florida's lead back up to five with 1:51 left in the quarter, but Key and Jordan Walker combined to cut it to two with the Lady Vols trailing 21-19 at the end of the first.

Smith scored on a fast break at the outset of the second, but UT tied it up at 23-all two minutes into the period and reclaimed the lead 30 seconds later off a Horston jumper. Kasiyahna Kushkitsuah stretched the Lady Vols' advantage to four points before Smith ended the drought for UF, making the score 27-25 at the media timeout. Briggs tied it up after the media break, but Kushkitsuah answered with a bucket on the next play, setting off a 7-0 run that put the Big Orange up 34-27 with just under two minutes left in the half. Tennessee would maintain a seven-point lead through the end of the half, taking a 38-31 advantage into halftime.

Davis got things started in the second half, opening on a turnaround jumper 45 seconds in. The teams traded baskets through the opening minutes until Burrell set off a 6-0 run that put UT up by 13 at the 6:35 mark. Smith cut it to single digits with a pair of free throws for the Gators three minutes later, but Davis hit two free throws to stretch UT's lead back to 11 on the next play, pushing the score to 56-45 with 3:01 left in the period. Briggs responded with a trey, and UF closed out the quarter with a 9-2 run to send the game into the final stanza with the Big Orange leading, 58-54.

Florida kept the pressure on in the fourth, pulling within one point by the 6:45 mark off a Smith fast-break layup, but Davis, Key and Burrell combined for six quick points to put the Lady Vols back up 66-59 by the final media timeout. Key and Burrell added two points each following the break to stretch the run to 10-0 and give UT an 11-point lead with 3:42 to go. Brynn Farrell hit two treys for UF in the closing minutes, but Tennessee poured in nine more points to earn a 79-65 victory.

GAME 16

#16/19 UT at #20/18 Kentucky // Feb. 11, 2021

Tennessee (12-4,6-2)	FG	3PT	FT	REBS	PF	TP	A	TO	Bl	St	Min
12 Rae Burrell	f	9-23	2-4	2-3	3-3-6	1	22	1	4	1	0 39
11 Kasi Kushkitsuah	c	2-7	0-0	2-2	4-4-8	1	6	2	1	0	0 36
20 Tamari Key	c	4-5	0-0	1-2	1-5-6	5	9	1	3	6	1 29
04 Jordan Walker	g	1-6	0-2	0-4	4-5-9	1	2	0	1	1	2 30
25 Jordan Horston	g	4-15	0-2	3-6	1-6-7	1	11	3	0	2	0 35
02 Destiny Salary		1-2	0-1	1-1	1-2-3	0	3	0	4	1	0 7
10 Jessie Rennie		0-0	0-0	0-0	0-0-0	0	0	0	0	1	0 9
21 Tess Darby		1-3	1-2	0-0	0-0-0	1	3	0	1	0	1 6
31 Emily Saunders		0-0	0-0	0-0	1-0-1	0	0	0	0	0	0 3
33 Marta Suarez		0-1	0-0	0-0	0-0-0	0	0	0	0	1	0 6
TEAM					0-2-2						
Totals.....		22-62	3-11	9-18	15-27-42	10	56	7	16	11	4 200

TOTAL FG%	1st Half: 11-35 31.4%	2nd Half: 11-27 40.7%	Game: 35.5%
3-PT. FG%	1st Half: 1-6 16.7%	2nd Half: 2-5 40.0%	Game: 27.3%
F Throw %	1st Half: 3-3 37.5%	2nd Half: 6-10 60.0%	Game: 50.0%

Kentucky (14-5,7-4)	FG	3PT	FT	REBS	PF	TP	A	TO	Bl	St	Min
03 Keke McKinney	f	1-4	1-2	0-0	1-2-3	3	3	1	1	1	1 27
14 Tatyana Wyatt	f	3-7	1-2	0-0	2-5-7	0	7	1	0	0	22
10 Rhyné Howard	g	4-13	0-2	0-0	0-7-7	2	8	6	1	0	7 37
13 Jazmine Massengill	g	4-7	3-5	0-0	1-0-1	3	11	3	0	0	0 23
15 Chastity Patterson	g	9-16	3-5	0-0	1-4-5	1	21	1	1	0	1 29
00 Olivia Owens		1-4	0-0	1-2	2-0-2	2	3	0	1	0	0 10
01 Robyn Benton		2-5	1-2	3-5	1-1-2	1	8	0	1	1	1 17
05 Blair Green		1-3	1-1	0-0	0-0-0	0	3	1	2	0	0 14
44 Dre'Una Edwards		3-8	0-1	1-2	0-6-6	3	7	4	2	3	1 21
TEAM					3-2-5						
Totals.....		28-67	10-20	5-9	11-27-38	15	71	17	9	5	11 200

TOTAL FG%	1st Half: 14-34 41.2%	2nd Half: 14-33 42.4%	Game: 41.8%
3-PT. FG%	1st Half: 4-11 36.4%	2nd Half: 6-9 66.7%	Game: 50.0%
F Throw %	1st Half: 5-9 55.6%	2nd Half: 0-0 0.0%	Game: 55.6%

Officials: Tina Napier, Beverly Roberts, Pualani Spurlock-Welsh
 Technical fouls: Tennessee-Tamari Key, Kentucky-Dre'Una Edwards.
 Attendance: 1683

Score by Periods	1st	2nd	3rd	4th	Total
Tennessee	11	15	21	9	56
Kentucky	13	24	9	25	71

Points in the paint-UT 30,UK 26. Points off turnovers-UT 8,UK 24.
 2nd chance points-UT 14,UK 6. Fast break points-UT 2,UK 18.
 Bench points-UT 6,UK 21. Score tied-2 times. Lead changed-5 times.
 Last FG-UT 4th-01:11, UK 4th-00:42.
 Largest lead-UT by 6 3rd-03:54, UK by 15 2nd-02:24.
 UT led for 08:54. UK led for 29:15. Game was tied for 01:51.

LEXINGTON, Ky. -- No. 16/19 Tennessee outscored Kentucky 21-9 in the third quarter to erase an 11-point halftime deficit but couldn't hold off a No. 20/18 UK team that went a perfect 5-of-5 from behind the arc in the fourth quarter, falling 71-56 in Rupp Arena.

Junior Rae Burrell was the high scorer for the Lady Vols (12-4, 6-2 SEC), turning in 22 points and six rebounds. Sophomore Jordan Horston pitched in 11 points and three assists, and redshirt-junior Jordan Walker led the team in rebounding with nine boards.

UT played without all-star senior forward Renna Davis, who did not make the trip to Lexington due to medical reasons.

Chastity Patterson had the hot hand for the Wildcats (14-5, 7-4 SEC) with 21 points, and Jazmine Massengill turned in 11.

Burrell was the first to score, hitting a layup in the opening seconds to set off a back-and-forth affair that would feature three lead changes and a tie before the media timeout, at which point UT was up 6-5. The Wildcats took the lead off a trey by Blair Green following the break, and Olivia Owens stretched their lead to four with a jumper a minute later. Burrell ended the UK run with a layup, but the Wildcats were back up by five less than a minute later. Freshman Destiny Salary narrowed the gap by converting on a three-point play to end the quarter with UT within two at 13-11.

Kentucky opened the second period with a 7-2 run to lead by seven a minute in, but Horston and Burrell combined to cut it to back to two by the 7:36 mark. Tatyana Wyatt knocked down a 3-pointer on the next possession, and Tamari Key responded with a layup before UK embarked on a 12-0 spree spanning three and a half minutes to lead 35-20 with just under two and a half minutes left in the half. Burrell and Tess Darby accounted for six straight points to cut the deficit to single digits, but Patterson knocked down a jumper for Kentucky to send the home team into the locker at halftime with a 37-26 lead.

Kasiyahna Kushkitsuah scored just 12 seconds into the second half, and Key followed it up less than a minute later to cut the Wildcats' lead to seven. Rhyné Howard ended the UK drought with a fast-break layup, but Burrell answered with a trey on the other end to make the score 39-33 with 7:48 left in the quarter. Horston added a pair of free throws 30 seconds later, and Burrell and Key each hit layups to stretch UT's run to 9-0 and tie the score at 39-all by the 5:54 mark. Following a Kentucky timeout, Kushkitsuah hit a pair of free throws to give UT its first lead since midway through the first quarter at 41-39, and on the next possession, Burrell nailed a trey to put UT up by six. Key knocked down the second of a pair of free throws to extend UT's run to 15-0 before Massengill hit a three-pointer to end the UK slump and cut the gap to 45-42 with just under three minutes left in the quarter. Kentucky outscored UT by two in the final minutes of the period, narrowing the Lady Vols' lead to one at 47-46.

The Wildcats reclaimed the lead at the outset of the fourth off a Wyatt jumper, setting off a 7-0 run that spanned almost three minutes and put the Wildcats up 53-47 with 7:07 left in the game. Kushkitsuah ended the skid with a layup, and Horston added a jumper less than a minute later to cut it to two by the 5:51 mark. The teams traded buckets on the next two possessions, but Patterson and Massengill then combined for five straight points that gave Kentucky a seven-point advantage with four minutes to go in the game. Horston hit one of a set of free throws to cut it down to six, but that's as close as the Lady Vols would get. The Wildcats were hot from the floor, closing out the game with three straight 3-pointers to take a 71-56 victory.

GENERAL

STAFF

PLAYERS

REVIEW

HISTORY

FACILITIES

NCAA

SEC

RECORDS

MEDIA INFO



GAME 17

#16/19 UT at #6/5 Texas A&M // Feb. 14, 2021

Tennessee (14-3, 4-1)	FG	3PT	FT	REBS	PF	TP	A	TO	Bl	St	Min
00 Renna Davis	f	10-19	1-7	4-5	2-2-4	4	25	1	2	0	37
12 Rae Burrell	f	6-12	2-5	4-4	0-5-0	2	18	1	2	0	34
11 Kasi Kushkitsuah	c	4-10	0-0	0-2	4-5-10	3	8	1	2	0	27
20 Tamari Key	c	4-8	0-0	2-2	4-6-10	3	10	0	3	1	33
25 Jordan Horston	g	1-10	0-2	0-0	2-3-5	3	2	7	3	1	36
02 Destiny Salary	0-0	0-0	0-0	0-0-0	1	0	1	0	0	0	2
04 Jordan Walker	0-1	0-1	1-2	1-1-2	1	1	3	2	1	0	15
33 Marta Suarez	2-6	2-3	0-0	0-0-0	4	6	0	1	0	1	16
TEAM				31-4							
Totals.....	27-66	5-18	11-15	17-23-40	21	70	14	15	3	2	200

TOTAL FG%	1st Half: 14-31 45.2%	2nd Half: 13-35 37.1%	Game: 40.9%
3-PT FG%	1st Half: 2-5 40.0%	2nd Half: 3-13 23.1%	Game: 27.8%
F Throw %	1st Half: 2-4 50.0%	2nd Half: 9-11 81.8%	Game: 73.3%

Texas A&M (19-1,10-1)	FG	3PT	FT	REBS	PF	TP	A	TO	Bl	St	Min
31 N'Dea Jones	f	2-8	0-0	3-6	2-5-7	3	7	2	0	0	31
40 Ciera Johnson	c	5-7	0-0	0-0	0-7-7	2	10	1	3	4	38
02 Aaliyah Wilson	g	6-12	0-0	1-4	1-2-3	3	13	1	2	0	30
05 Jordan Nixon	g	1-3	1-2	12-14	0-5-5	1	15	1	2	0	27
11 Kayla Wells	g	4-11	1-2	4-4	1-0-1	1	13	1	0	0	37
01 Zaay Green	0-0	0-0	0-0	0-0-1-0	0	0	0	0	0	0	3
03 Destiny Pitts	5-7	3-5	5-6	0-2-2	0	18	0	0	0	1	19
23 McKinzie Green	2-4	0-0	0-0	0-0-0	1	4	5	0	0	2	13
24 Sahara Jones	0-0	0-0	0-0	0-1-1	0	0	0	0	0	0	0+
33 Anna Dreimane	0-0	0-0	0-0	0-1-1	0	0	0	0	1	0	2
TEAM				1-0-1							
Totals.....	25-52	5-9	25-34	5-24-29	11	80	11	7	5	10	200

TOTAL FG%	1st Half: 14-33 42.4%	2nd Half: 11-19 57.9%	Game: 48.1%
3-PT FG%	1st Half: 2-4 50.0%	2nd Half: 3-5 60.0%	Game: 55.6%
F Throw %	1st Half: 2-4 50.0%	2nd Half: 23-30 76.7%	Game: 73.5%

Officials: Billy Smith, Karen Preato, Cameron Inouye
 Technical fouls: Tennessee-None. Texas A&M-None.
 Attendance: 500

Score by Periods	1st	2nd	3rd	4th	Total
Tennessee	15	17	17	21	70
Texas A&M	15	17	19	29	80

Points in the paint-UT 38,TA&M 22. Points off turnovers-UT 4,TA&M 18.
 2nd chance points-UT 19,TA&M 6. Fast break points-UT 4,TA&M 9.
 Bench points-UT 7,TA&M 22. Score tied-10 times. Lead changed-6 times.
 Last FG-UT 4th-00:43, TA&M 4th-01:59.
 Largest lead-UT by 6 1st-02:04, TA&M by 10 4th-00:11.
 UT led for 12:45. TA&M led for 23:33. Game was tied for 03:42.

COLLEGE STATION, Texas -- No. 16/19 Tennessee pulled within one late in the fourth but couldn't overcome a No. 6/5 Texas A&M team that shot 63 percent from the floor in the final quarter and also hit 7 of 22 free throws in that period, falling 80-70 in Reed Arena.

Senior Renna Davis led Tennessee (12-5, 6-3 SEC) with 25 points and added four rebounds, marking her fourth game this season and 17th of her career with 20 or more points. Sophomore Tamari Key turned in her second double-double of the season with 10 points and 10 rebounds. Junior Rae Burrell was also in double figures in points with 18 points and five rebounds, while Kasiyah Kushkitsuah added 10 boards and eight points. Destiny Pitts was the high scorer for Texas A&M (19-1, 10-1 SEC) with 18 points, and Jordan Nixon was close behind with 15. Aaliyah Wilson and Kayla Wells turned in 13 points apiece, and Ciera Johnson added 10.

The Aggies got off to a quick start, jumping out to a 6-0 lead before Key got UT on the board with a layup, setting off an 11-0 run contributed to by four different Lady Vols that put Tennessee up five by the 5:00 mark. TAMU was held without a field goal for 6:03 before Wells and Pitts combined for two treys and a jumper in the final two minutes while limiting UT to a layup by Key, sending the game into the second period tied at 15-15.

The Aggies were again the first to score, reclaiming the lead off a layup by McKinzie Green. The teams then traded buckets, tying the score up on three separate occasions in the first two minutes before Wells hit a jumper to set off a 6-0 run that put Texas A&M up 27-21 by the 6:45 mark. Tennessee rallied back, getting the ball in the point to Key and Kushkitsuah to pull back within two points just over a minute later. Wilson stretched TAMU's lead back to four before the media timeout, but Davis put in a layup to cut it to two. Burrell and Marta Suarez combined for five points in the final minute of the half, and the Aggies were limited to just a layup, sending the game to the half tied 32-32.

Texas A&M jumped out to a five-point lead in the third off quick buckets by Wilson and Nixon, but a trey by Burrell and a layup by Kushkitsuah tied it at 37 by the 8:13 mark. Key hit a pair of free throws to again tie it up at 39-39 before Burrell added a layup and Suarez hit her second three of the game to give UT the lead at 44-39 with 6:39 left in the quarter. The Lady Vols carried a four-point lead into the media timeout, but the Aggies cut it down to one with just over four minutes to go in the quarter. Davis responded with a driving layup, but then UT went cold from the floor as TAMU closed out the quarter with a 6-1 run to send Tennessee into the final stanza down two at 51-49.

Burrell knocked down a pair of free throws in the first minute of the fourth to tie it up at 51. The teams swapped baskets over the next four possessions before Johnson and Pitts scored on back-to-back plays to put Texas A&M up by four with 7:06 left in the game. Burrell cut it to two on the next play, but Nixon converted on four straight free throws to stretch the Aggie lead to 63-57 a minute and a half later. Davis bounced back with a trey before Wilson scored on a fast break layup to make the deficit five for UT. Davis and Burrell then added two free throws each, pulling Tennessee within one point with 2:11 to play. Pitts knocked down a trey on the next possession, and Davis answered with a jumper, but a foul behind the arc on the other end gave Pitts three free throws, all of which she hit, to put TAMU up by five at the 1:21 mark and force Tennessee to foul. Davis added two more points for UT, but the Aggies were able to convert on their free throws, taking an 80-70 victory.

GAME 18

#21/21 UT vs. #2/3 South Carolina // Feb. 18, 2021

South Carolina (17-3,12-1)	FG	3PT	FT	REBS	PF	TP	A	TO	Bl	St	Min
04 Aliyah Boston	f	6-12	0-1	5-6	5-11-16	4	17	1	0	1	32
05 Victoria Saxton	f	2-4	0-0	2-2	3-3-6	4	6	0	2	0	26
01 Zia Cooke	g	6-22	0-4	3-4	0-3-3	0	15	2	1	0	32
03 Destanni Henderson	g	2-12	3-6	0-0	1-2-3	3	15	6	6	0	40
12 Brea Beal	g	2-6	0-1	0-0	0-1-1	2	4	0	1	0	14
00 Olivia Thompson	0-0	0-0	0-0	0-0-0	0	0	0	1	0	1	0+
02 Eniya Russell	1-5	0-2	2-4	0-2-2	1	4	0	1	1	0	18
15 Laeticia Amihireh	2-3	0-0	0-0	0-3-3	4	2	2	1	0	17	
24 LeLe Grissett	1-4	0-0	0-0	1-0-1	3	2	0	0	0	2	20
32 Elysa Wesolek	0-0	0-0	0-0	1-0-1	0	0	0	1	0	0	1
TEAM				1-3-4							
Totals.....	26-68	3-14	12-16	12-28-40	20	67	11	13	5	8	200

TOTAL FG%	1st Half: 16-35 45.7%	2nd Half: 10-33 30.3%	Game: 38.2%
3-PT FG%	1st Half: 2-7 28.6%	2nd Half: 1-7 14.3%	Game: 21.4%
F Throw %	1st Half: 3-6 50.0%	2nd Half: 9-10 90.0%	Game: 75.0%

Tennessee (13-5,7-3)	FG	3PT	FT	REBS	PF	TP	A	TO	Bl	St	Min
00 Renna Davis	f	6-12	2-4	10-10	2-10-12	4	24	1	1	0	38
12 Rae Burrell	f	9-17	1-3	0-0	0-2-2	2	19	3	2	0	33
11 Kasi Kushkitsuah	c	2-7	0-0	3-6	1-6-7	3	7	0	2	0	31
20 Tamari Key	c	1-3	0-0	3-4	2-2-4	5	5	1	1	5	21
04 Jordan Walker	g	2-6	0-1	2-4	1-3-4	1	6	3	4	0	31
02 Destiny Salary	1-1	0-0	0-0	0-0-0	3	2	1	1	0	1	28
25 Jordan Horston	5-13	0-0	2-4	1-4-5	2	12	5	0	0	1	28
33 Marta Suarez	0-1	0-0	0-0	1-0-1	0	0	0	0	0	0	6
TEAM				2-3-5							
Totals.....	26-60	3-8	20-28	10-30-40	20	75	14	13	5	6	200

TOTAL FG%	1st Half: 10-32 31.3%	2nd Half: 16-28 57.1%	Game: 43.3%
3-PT FG%	1st Half: 0-2 0.0%	2nd Half: 3-6 50.0%	Game: 37.5%
F Throw %	1st Half: 5-8 62.5%	2nd Half: 15-20 75.0%	Game: 71.4%

Officials: Natasha Camy, Eric Brewton, Laura Morris
 Technical fouls: South Carolina-None. Tennessee-None.
 Attendance: 2512

Score by Periods	1st	2nd	3rd	4th	Total
South Carolina	16	21	17	13	67
Tennessee	16	9	28	22	75

Points in the paint-USC 40,UT 40. Points off turnovers-USC 17,UT 17.
 2nd chance points-UT 15,UT 11. Fast break points-USC 3,UT 10.
 Bench points-USC 10,UT 14. Score tied-10 times. Lead changed-6 times.
 Last FG-USC 4th-00:37, UT 4th-01:16.
 Largest lead-USC by 16 2nd-01:43, UT by 9 4th-00:47.
 USC led for 25:07. UT led for 10:34. Game was tied for 04:19.

KNOXVILLE, Tenn. -- Senior Renna Davis turned in 24 second-half points, as No. 21/21 Tennessee erased a 12-point halftime deficit to upset No. 2/3 South Carolina in Thompson-Boling Arena, 75-67. The win snapped a 31-game SEC win streak for the Gamecocks and marked UT's first victory over a top-five team since taking an 82-75 win over No. 2/4 Texas, 82-75, in Knoxville on Dec. 10, 2017.

Davis added 12 rebounds to record the 36th double-double of her career. Junior Rae Burrell was also in double figures for Tennessee (13-5, 7-3 SEC) with 19 points, and sophomore Jordan Horston pitched in 12 points and five assists with no turnovers on the night.

South Carolina (17-3, 12-1 SEC) was led by Aliyah Boston, who posted a double-double with 17 points and 16 rebounds. Zia Cooke and Destanni Henderson were the other top scorers, turning in 15 each.

The game was tied up at six apiece at the 5:47 mark, but Burrell responded with a layup on the next trip down the floor to score her eighth-straight point and reclaim the lead for Tennessee. South Carolina again tied it up off a Victoria Saxton layup just before the media break, but Tamari Key scored her first points of the game off a pass inside by Horston to make the score 10-8 with 3:38 left in the first. Henderson scored on back-to-back possessions to give USC its first lead of the game at 12:10 at the 15:15 mark. The teams traded buckets through the end of the quarter with the Gamecocks maintaining their two-point advantage into the final seconds until Horston hit a jumper at the buzzer to tie the score at 16-16.

South Carolina had its lead built back up to four a minute into the second quarter. Buckets by Kasiyah Kushkitsuah and Key pulled UT back within two twice before Boston and Henderson combined for five points to put USC up 27-20 with 5:48 remaining in the half. Following the media break, South Carolina stretched its run to 15-1 to lead by 16, 37-21, by the 1:43 mark. Burrell and Kushkitsuah each added buckets to close out the half with four straight points, cutting the halftime score to 37-25.

UT cut USC's lead to single digits at 37-29 early on, but the Gamecocks rallied with a 7-0 run capped off by a Henderson trey before Kushkitsuah turned it around for Tennessee, hitting a layup to set off a 6-0 Lady Vol run and make the score 44-35 by the media break. South Carolina stretched its lead to double digits off a Cooke jumper following the timeout, but Davis and Horston scored seven-straight for UT to narrow the gap to four with 2:48 left in the stanza. Boston converted on two free throws to move the score to 48-42, but a fast-break layup by Destiny Salary and an old-fashioned three-point play by Jordan Walker on the next possession had the Lady Vols within one with just over two minutes left in the third. A minute later UT claimed its first lead of the second half, going up 51-50 off a driving layup by Horston. Tennessee held on to a one-point lead until the final seconds when a jumper by Boston sent the game into the final period with USC up, 54-53.

South Carolina pulled away by four in the opening minutes of the fourth, but Burrell hit a clutch trey with 7:25 left in the game to pull UT back within one, and two minutes later Davis added a three of her own to tie it up at 62-62. Walker gave UT the lead on a layup on the next possession, and Horston and Key each added a free throw to extend the lead to four with just over four minutes to play. Davis increased UT's lead to six before USC whittled it back down to three from the free-throw line. Horston hit a layup at the 1:38 mark, and Davis came up with a rebound on the other end and drew the foul, hitting both free throws to put the game out of reach at 72-65 with under a minute to play. With the Gamecocks forced to foul, UT was able to capitalize on free throws, taking a 75-67 victory.

GAME 19

#21/21 UT at #22/23 Georgia // Feb. 21, 2021

Tennessee (13-6,7-4)	FG	SPT	FT	REBS	PF	TP	A	TO	Bl	St	Min	
00 Renna Davis	f	7-17	2-5	6-8	15-16	2	22	1	2	0	2	39
12 Rae Burrell	f	4-7	0-4	2-4	3-2-5	1	10	0	2	1	1	39
11 Kasi Kuskituah	c	2-8	0-0	0-0	8-5-13	3	4	1	5	2	0	27
20 Tamari Key	c	2-6	0-0	5-6	3-5-8	3	9	1	2	4	0	33
04 Jordan Walker	g	2-7	0-2	0-0	0-7-7	3	4	0	2	0	1	26
02 Destiny Salary	0	0-2	0-1	0-0	0-2-2	1	0	0	2	0	1	11
25 Jordan Horston	2-8	0-1	2-3	2-1-3	3	6	0	0	4	3	22	
31 Emily Saunders	0-1	0-0	0-0	1-1-2	0	0	0	0	0	0	1	
33 Marta Suarez	0-0	0-0	0-0	0-0-0	2	0	0	0	0	0	2	
TEAM				3-2-5								
Totals.....	19-66	2-13	15-21	21-30-51	18	55	3	20	7	8	200	

TOTAL FG%	1st Half: 4-31 12.9%	2nd Half: 15-35 42.9%	Game: 28.8%
3-PT FG%	1st Half: 0-6 0.0%	2nd Half: 2-7 28.6%	Game: 15.4%
F Throw %	1st Half: 11-14 78.6%	2nd Half: 4-7 57.1%	Game: 71.4%

Georgia (17-4,9-4)	FG	SPT	FT	REBS	PF	TP	A	TO	Bl	St	Min	
20 Jordan Isaac	f	0-4	0-0	1-4	15-16	2	1	1	3	3	29	
14 Jenna Stalti	c	3-13	0-2	0-2	4-8-12	3	6	0	3	6	0	31
02 Gabby Connally	g	9-21	5-11	1-2	0-2-2	2	24	3	0	5	38	
11 Maya Caldwell	g	2-4	0-0	1-2	2-1-3	2	5	1	2	1	20	
23 Que Morrison	g	4-11	1-4	2-3	0-2-2	4	11	4	2	1	25	
03 Sarah Ashlee Barker	1-6	0-3	1-2	2-0-2	2	3	1	0	1	0	20	
04 Mikayla Coombs	1-3	0-0	0-0	1-5-6	1	2	1	0	0	0	19	
22 Malury Bates	0-2	0-0	0-0	1-1-2	2	0	0	0	1	8		
35 Jayvin Nicholson	2-2	0-0	1-3	1-4-5	0	5	0	2	0	1	10	
TEAM				6-1-7								
Totals.....	22-66	6-20	7-18	18-29-47	18	57	11	18	12	10	200	

TOTAL FG%	1st Half: 11-35 31.4%	2nd Half: 11-31 35.5%	Game: 33.3%
3-PT FG%	1st Half: 2-11 18.2%	2nd Half: 4-9 44.4%	Game: 30.0%
F Throw %	1st Half: 3-9 33.3%	2nd Half: 4-9 44.4%	Game: 38.9%

Officials: Brian Hall,Paulani Spurlock,Dee Kanter
 Technical fouls: Tennessee-Renna Davis, Georgia-None.
 Attendance: 1115

Score by Periods	1st	2nd	3rd	4th	Total
Tennessee	10	9	20	16	55
Georgia	14	13	20	10	57

Points in the paint-UT 26,UGA 20. Points off turnovers-UT 11,UGA 12.
 2nd chance points-UT 13,UGA 6. Fast break points-UT 4,UGA 14.
 Bench points-UT 6,UGA 10. Score tied-1 time. Lead changed-1 time.
 Last FG-UT 4th-01:32, UGA 4th-03:38.
 Largest lead-UT by 2 1st-09:18, UGA by 10 2nd-01:10.
 UT led for 01:30. UGA led for 35:15. Game was tied for 03:15.

ATHENS, Ga. -- No. 2/21 Tennessee missed five of the final seconds at No. 22/23 Georgia but couldn't overcome a tough day offensively, falling 57-55 in Stegeman Coliseum.

Senior Renna Davis led Tennessee (13-6, 7-4 SEC) with 22 points and six rebounds. Junior Rae Burrell turned in 10 points and five rebounds, and senior Kasiyah Kuskituah pulled down 13 rebounds to tie her career high.

Gabby Connally was the high scorer for Georgia (17-4, 9-4 SEC), finishing with 24 points. Que Morrison was also in double figures with 11 points, and Jenna Stalti grabbed 12 boards.

Davis was the first to score, driving to the basket 40 seconds into play. Morrison tied it up 30 seconds later, but both teams struggled offensively in the opening minutes, with the score remaining tied at 2-2 until the 5:35 mark when Stalti hit a layup to make the score 4-2; just before the teams went to the first quarter media timeout. Neither squad scored a field goal until Morrison hit a layup with 2:58 left in the quarter, moving the score to 7-4. Connally and Jayvin Nicholson followed it up with buckets to give Georgia a 6-0 run before Davis her way into the lane for a layup, pulling UT within five points with just over a minute to play in the opening stanza. The Lady Vols closed out the half with four points from the free-throw line to cut the deficit to two, but a jumper from Sarah Barker at the buzzer sent Georgia into the second period up 14-10.

Barker hit a free throw to move the Bulldogs to five in the opening minute of the second, but the Lady Vols rallied back within one by the 7:58 mark off buckets by Davis and Kuskituah. Connally stretched UGA's lead back to four with a trey with 5:55 left in the half, but Tamari Key hit a pair of free throws to make it 18-16 at the media timeout. Following the break, Stalti and Connally combined to fuel a 7-0 run that put Georgia up 25-16 with 2:14 to go. Key knocked down the first of a pair of free throws, but Nicholson hit a layup on the next possession to give the Bulldogs a 10-point lead before Davis scored two points from the free-throw line to cut the halftime deficit to 27-19.

Burrell scored her first points of the game just nine seconds into the second half, sparking a flurry of high-powered offense from both teams that moved the score to 34-25 less than two minutes into the quarter. Burrell struck again at the 7:45 mark, and Key followed it up with a layup 20 seconds later to pull UT within five at 34-29. Georgia went back up seven off two free throws, but Burrell and Jordan Horston each hit jumpers to close the gap to three points with just over five minutes left in the period. Connally answered with a trey on the other end, setting off a 10-3 UGA run that put the Bulldogs up 47-37 with 2:25 to go in the third. Horston cut it to eight by the end of the period, sending the game into the final frame with the Lady Vols trailing 47-39.

Tennessee forced a turnover on Georgia's first possession of the fourth, and Jordan Walker hit a layup on the other end to pull UT within six. Walker struck again on the fast break at the 8:14 mark, and Davis fired in a trey to get UT within one with 7:55 left in the game. Connally responded by hitting her fifth three of the game, but Burrell hit a driving layup a minute later to trim the UGA lead to 50-48.

The teams traded baskets until the 3:38 mark when Coombs and Connally scored on back-to-back possessions to put UGA up 56-50. Davis rallied UT with a clutch trey with 1:32 to go, and Burrell hit two free throws to pull the Lady Vols within one again with 46 seconds left in the game. Connally was fouled on the other end but missed the first of her free throws, giving UT a chance to shoot for the win, but a contested three by Davis at the buzzer came up short, and the Lady Vols fell 57-55.

GAME 20

#20/21 UT at Missouri // Feb. 25, 2021

Tennessee (14-6,8-4)	FG	SPT	FT	REBS	PF	TP	A	TO	Bl	St	Min	
00 Renna Davis	f	10-17	2-5	4-5	1-6-7	2	26	3	3	0	27	
12 Rae Burrell	f	9-13	3-5	2-2	2-6-8	0	23	1	2	0	1	36
11 Kasi Kuskituah	c	3-8	0-0	-1-1	6-2-8	3	7	2	1	0	1	28
20 Tamari Key	c	4-7	0-0	0-0	6-2-8	3	8	0	3	3	1	29
04 Jordan Walker	g	2-7	1-4	0-0	1-9-10	4	5	1	5	0	0	35
02 Destiny Salary	0	0-1	0-1	0-0	0-0-0	0	0	0	0	0	0	4
10 Jessie Renee	0-3	0-2	0-0	0-0-0	0	0	0	0	0	0	10	
25 Jordan Horston	4-11	0-2	1-2	0-2-2	2	9	6	1	0	0	29	
33 Marta Suarez	0-1	0-0	0-0	0-0-0	0	0	0	0	0	0	2	
TEAM				2-1-3								
Totals.....	32-68	6-19	8-10	18-28-46	14	78	13	15	3	3	201	

TOTAL FG%	1st Half: 15-32 46.9%	2nd Half: 17-36 47.2%	Game: 47.1%
3-PT FG%	1st Half: 2-11 18.2%	2nd Half: 4-8 50.0%	Game: 31.6%
F Throw %	1st Half: 2-2 100%	2nd Half: 6-8 75.0%	Game: 80.0%

Missouri (8-10,4-9)	FG	SPT	FT	REBS	PF	TP	A	TO	Bl	St	Min	
05 Shannon Dufficy	f	4-8	2-7	0-0	1-3-4	3	10	4	0	3	4	31
45 Hayley Frank	f	3-8	3-8	0-0	1-2-3	3	9	1	2	1	0	36
04 Mama Demele	g	0-1	0-1	0-0	0-3-3	0	0	3	2	0	0	14
13 Haley Troup	g	7-13	2-4	0-0	0-2-2	2	16	2	0	0	0	33
33 Aijha Blackwell	g	6-11	1-3	3-6	2-6-8	2	16	0	0	0	31	
00 Ladazia Williams	2-4	0-0	2-3	1-0-1	1	6	0	2	0	0	11	
01 Lauren Hansen	2-2	2-2	0-0	0-0-3	0	6	0	0	1	1	17	
12 Shug Dickson	4-10	2-5	0-0	0-3-3	0	10	4	3	0	1	27	
TEAM				1-0-1								
Totals.....	28-61	12-30	5-9	6-19-25	14	73	14	10	4	6	200	

TOTAL FG%	1st Half: 14-31 45.2%	2nd Half: 14-30 46.7%	Game: 45.9%
3-PT FG%	1st Half: 7-15 46.7%	2nd Half: 5-15 33.3%	Game: 40.0%
F Throw %	1st Half: 1-2 50.0%	2nd Half: 4-7 57.1%	Game: 55.6%

Officials: Douglas Knight,Cameron Inouye,Karen Preato
 Technical fouls: Tennessee-None, Missouri-Ladazia Williams.
 Attendance: 1828

Score by Periods	1st	2nd	3rd	4th	Total
Tennessee	17	17	21	23	78
Missouri	18	18	24	13	73

Points in the paint-UT 38,MIZZOU 28. Points off turnovers-UT 12,MIZZOU 14.
 2nd chance points-UT 15,MIZZOU 10. Fast break points-UT 14,MIZZOU 10.
 Bench points-UT 9,MIZZOU 22. Score tied-3 times. Lead changed-4 times.
 Last FG-UT 4th-01:24, MIZZOU 4th-00:55.
 Largest lead-UT by 7 1st-06:59, MIZZOU by 6 3rd-07:07.
 UT led for 18:12. MIZZOU led for 19:33. Game was tied for 02:15.

COLUMBIA, Mo. -- Senior Renna Davis scored all 26 of her points in the second half, including 20 in the fourth-quarter, leading No. 20/21 Tennessee to a 78-73 win over Missouri at Mizou Arena.

Junior Rae Burrell was also a factor for UT (14-6, 8-4 SEC), notching 23 points and eight rebounds. Redshirt junior Jordan Walker was UT's top rebounder, pulling down 10 boards on the night.

Missouri (8-10, 4-9 SEC) was led by Haley Troup and Aijha Blackwell with 16 points each. Shannon Dufficy and Shug Dickson were also in double figures with 10 points apiece.

Burrell came out with the hot hand, picking in seven points in the first three minutes to propel the Lady Vols to a 9-2 lead. Troup rallied Mizou with five-straight points to pull UM back within two points two minutes later, and back-to-back treys by Lauren Hansen and Troup would put the Tigers up by four with 3:36 to go in the first. Tamari Key ended the 11-0 Missouri run with a layup, but Dufficy countered with another MU 3-pointer to put Mizou up by five. Jordan Horston and Key combined for two buckets to close out the quarter with UT trailing, 18-17.

Hansen hit a three 20 seconds into the second frame to put the Tigers back up by four, but Burrell cut their lead to two with a jumper 20 seconds later. Blackwell followed it up with a trey before Horston set off a 14-2 run that put Tennessee up 31-26 by the 5:48 mark. Troup ended the UM drought with back-to-back baskets, but Burrell hit a 3-pointer to score her 18th point of the first half and put the Lady Vols up 34-30 with 3:21 left in the quarter. Blackwell answered with three to pull UM within one, and Dickson hit a 3-pointer at the buzzer to put the Tigers up 36-34 at halftime.

Blackwell struck first in the second half, stretching Mizou's lead to four before Burrell knocked down her third trey of the game to pull UT within one 34 seconds in. Hayley Frank and Blackwell teamed up for five points to put UM back on top 37-33 with 7:07 to go in the third, but Burrell and Key scrapped back for UT, making the score 43-41 just over 30 seconds later. The Tigers built their lead back up to six by the 5:26 mark, but a Horston layup set off a 7-2 UT run that saw the Lady Vols creep within one with just over four minutes left in the quarter. The teams traded buckets through the 1:40 mark before Missouri closed out the period with four-straight points to take a 60-55 lead into the fourth.

Davis hit two treys in the opening minutes of the fourth to fuel an 8-0 UT run that gave the Lady Vols their first lead of the second half at 63-60. Frank tied it back up with a 3-pointer on the other end, but back-to-back buckets by Davis put Tennessee on top 67-63 a minute and a half later. Davis grew her fourth-quarter point total to 14 off a pair of free throws, stretching UT's lead to 71-66 with 4:36 to play. Blackwell rallied the Tigers with a layup on the other end, setting off a 5-0 run that tied the game up by the 2:44 mark, but Davis scored seven points in the closing minutes to drive a 9-2 UT run and lead Tennessee to a 78-73 victory in Columbia.

GENERAL
STAFF
PLAYERS
REVIEW
HISTORY
FACILITIES
NCAA
SEC
RECORDS
MEDIA INFO



GAME 21

#20/21 UT vs. Auburn // Feb. 28, 2021

Auburn (5-18, 0-15)	FG	3PT	FT	REBS	PF	TP	A	To	Bl	St	Min
20 Unique Thompson	f	4-15	0-0	2-2	2-3-5	2	10	1	1	1	31
00 Alycia Reese	g	3-6	2-4	2-2	0-1-1	2	10	0	1	0	26
05 Aicha Coulibaly	g	0-4	0-4	0-0	0-2-2	2	0	1	1	1	22
22 Alaina Rice	g	5-12	1-2	0-0	4-1-5	0	11	4	2	0	34
23 H. Scott-Grayso	g	3-9	0-1	1-2	2-0-2	4	7	1	4	0	39
02 Sania Wells	g	2-6	0-2	2-2	0-0-0	4	6	2	0	0	19
03 Annie Hughes	g	1-4	0-2	0-0	1-2-3	1	2	0	1	0	17
11 Romi Levy	g	3-11	1-5	1-2	2-0-2	3	8	2	2	1	23
13 Kira Lowery	g	0-0	0-0	0-0	0-1-1	0	0	0	0	0	9
TEAM					3-5-8						
Totals.....		21-67	4-20	8-10	14-15-29	18	54	11	13	3	11 200

TOTAL FG%	1st Half: 9-36 25.0%	2nd Half: 12-31 38.7%	Game: 31.3%
3-PT FG%	1st Half: 0-10 0.0%	2nd Half: 4-10 40.0%	Game: 20.0%
F Throw %	1st Half: 3-4 75.0%	2nd Half: 5-6 83.3%	Game: 80.0%

Tennessee (15-6, 9-4)	FG	3PT	FT	REBS	PF	TP	A	To	Bl	St	Min
00 Renna Davis	f	9-14	0-0	5-5	5-6-11	1	23	1	3	0	30
12 Rae Burrell	f	5-11	2-4	2-2	0-4-4	2	14	4	3	0	27
11 Kasi Kushkitsuah	c	8-12	0-0	3-7	2-6-8	1	19	1	1	2	25
20 Tamari Key	c	5-5	0-0	0-3	4-6-10	2	10	2	0	4	24
04 Jordan Walker	g	1-4	1-1	0-0	0-5-5	0	3	4	3	0	23
02 Destiny Salary	g	1-1	0-0	0-0	0-2-2	1	2	3	1	0	16
10 Jessie Rennie	g	0-0	0-0	0-0	1-0-1	1	0	0	1	0	5
21 Tess Darby	g	1-2	1-2	0-0	0-0-0	0	3	1	1	0	8
25 Jordan Horston	g	3-5	2-2	4-6	0-0-0	2	12	9	3	1	30
31 Emily Saunders	g	1-2	0-0	0-0	2-0-2	0	2	0	0	0	3
33 Marta Suarez	g	0-3	0-1	0-0	0-1-1	0	0	0	1	0	9
TEAM					1-2-3						
Totals.....		34-59	6-10	14-23	15-32-47	10	88	25	18	7	6 200

TOTAL FG%	1st Half: 13-28 46.4%	2nd Half: 21-31 67.7%	Game: 57.6%
3-PT FG%	1st Half: 0-3 0.0%	2nd Half: 6-7 85.7%	Game: 60.0%
F Throw %	1st Half: 5-11 45.5%	2nd Half: 9-12 75.0%	Game: 60.9%

Officials: Luis Gonzalez, Felicia Grinter, Beverly Roberts
 Technical fouls: Auburn-None, Tennessee-None.
 Attendance: 3077

Score by Periods	1st	2nd	3rd	4th	Total
Auburn	8	13	16	17	54
Tennessee	17	14	25	32	88

Points in the paint-AUB 26, UT 54. Points off turnovers-AUB 17, UT 13.
 2nd chance points-AUB 11, UT 19. Fast break points-AUB 4, UT 4.
 Bench points-AUB 16, UT 19. Score tied-2 times. Lead changed-7 times.
 Last FG-AUB 4th-01:31, UT 4th-00:36.
 Largest lead-AUB None, UT by 34 4th-00:36.
 AUB led for 00:00. UT led for 39:14. Game was tied for 00:46.

KNOXVILLE, Tenn. -- The No. 20/21 Lady Vols closed out the regular season with a dominant win over Auburn, racing to an 88-54 victory in Thompson-Boling Arena on Senior Day.

With the triumph, Tennessee (15-6, 9-4 SEC) finished third in league play and locked up the No. 3 seed for next week's SEC Tournament. It is UT's highest seeding at the tourney since 2015, when the Big Orange carried a No. 2 tag into the event.

Tennessee was led by senior Renna Davis, who logged a double-double with 23 points and 11 rebounds in her final game on The Summit. Fellow senior Kasiyahna Kushkitsuah also had a big day, turning in a career-high 19 points and added eight rebounds. Classmate Jaiden McCoy also was honored before the game but was unable to play due to injury.

Additionally for UT, sophomore Tamari Key posted a double-double with 10 points and 10 rebounds, and sophomore Jordan Horston narrowly missed a double-double, finishing with 12 points and a career-high-tying nine assists. Junior Rae Burrell was also in double digits, ending the day with 14 points and four assists.

Alaina Rice was the high scorer for Auburn (5-18, 0-15 SEC) with 11 points, and Unique Thompson and Alycia Reese each finished with 10.

Davis got things started for Tennessee, scoring her first points just five seconds into the game. The Lady Vols had success inside early, finding Key and Kushkitsuah to build the lead to 10-4 by the 5:26 mark. The Tigers rallied back within four at 12-8 a minute later, but UT closed out the quarter with a 5-0 run to start the second with a 17-8 lead.

Davis poured in nine-straight points to open the second quarter, stretching Tennessee's lead to 17 with 6:41 left in the half. Auburn remained without a field goal through the 4:48 mark when Thompson knocked down a long-range two to set off a 12-3 AU run that pulled the Tigers within 10 with a halftime score of 31-21.

A bucket by Honesty Scott-Grayson cut the Auburn deficit to single digits at the outset of the third quarter, but Burrell answered with a trey, and Davis followed it up with a layup on a fast break to put UT up 36-23 just over a minute into the period. Burrell hit from long range again at the 6:34 mark, fueling a 7-2 UT run that put the Lady Vols up 47-30 by the media timeout. They kept the pressure on following the break, outscoring the Tigers 9-7 in the last five minutes of the quarter to take a 56-37 lead into the final stanza.

Kushkitsuah scored six-straight points to start the fourth quarter, and Horston added a trey to give UT a 28-point lead less than two minutes in. Auburn would cut the lead to 24 off back-to-back threes by Rice and Reese with 3:32 left in the game, but that's as close as they would get as UT closed out the game with a 12-2 run to win 88-54.

GAME 22 - SEC SECOND ROUND

#3 Seed UT vs. #11 Seed Ole Miss // Mar. 5, 2021

Ole Miss (11-11, 4-10)	FG	3PT	FT	REBS	PF	TP	A	To	Bl	St	Min
00 Shakira Austin	f	4-11	0-0	6-7	0-7-7	1	14	1	2	4	30
05 Snudda Collins	f	3-7	1-5	0-0	0-0-0	4	7	1	0	0	23
32 Iyanla Kitchens	f	0-0	0-0	0-0	0-0-0	2	0	0	1	0	19
03 Donnetta Johnson	g	9-19	0-3	2-2	0-2-2	4	20	1	1	0	28
04 Valerie Nesbitt	g	2-8	0-0	0-0	1-0-1	2	4	2	2	0	12
02 Mimi Reid	g	1-3	1-1	2-4	2-2-4	3	5	9	4	0	38
15 Caitlin McGee	g	2-2	0-0	0-0	0-3-3	1	4	0	0	0	17
23 Jacorriah Bracey	5-10-3-6	0-0	1-2-3	1	13	0	2	0	2	28	
24 Madison Scott	1-3	0-0	0-0	0-0-0	4	2	0	1	1	0	9
25 Tiya Douglas	1-2	1-2	0-0	0-0-0	1	3	0	0	0	0	6
TEAM					2-5-5						
Totals.....		28-65	6-17	10-13	6-19-25	23	72	14	13	5	13 200

TOTAL FG%	1st Half: 17-34 50.0%	2nd Half: 11-31 35.5%	Game: 43.1%
3-PT FG%	1st Half: 4-9 44.4%	2nd Half: 2-8 25.0%	Game: 35.3%
F Throw %	1st Half: 3-3 100%	2nd Half: 7-10 70.0%	Game: 76.9%

Tennessee (16-6, 9-4)	FG	3PT	FT	REBS	PF	TP	A	To	Bl	St	Min
00 Renna Davis	f	10-19	2-3	11-13	4-10-14	2	33	1	6	0	37
12 Rae Burrell	f	5-17	2-4	6-6	3-4-7	1	18	2	2	0	36
11 Kasi Kushkitsuah	c	3-6	0-0	1-2	2-1-3	4	7	0	2	1	21
20 Tamari Key	c	1-4	0-0	0-0	1-2-3	4	2	1	2	1	19
04 Jordan Walker	g	1-4	1-1	2-2	0-2-2	4	5	1	0	0	24
02 Destiny Salary	g	0-0	0-0	0-0	0-0-0	0	0	0	0	0	3
25 Jordan Horston	g	4-8	2-2	2-2	2-5-7	2	12	5	5	0	37
31 Emily Saunders	g	0-0	0-0	0-0	0-0-0	0	0	0	0	0	0+
33 Marta Suarez	g	0-0	0-0	0-0	1-2-3	2	0	1	1	0	13
TEAM					2-4-6						
Totals.....		26-69	6-22	11-16	15-24-39	14	69	16	10	11	200

TOTAL FG%	1st Half: 12-31 38.7%	2nd Half: 12-27 44.4%	Game: 41.4%
3-PT FG%	1st Half: 5-6 83.3%	2nd Half: 2-4 50.0%	Game: 70.0%
F Throw %	1st Half: 8-9 88.9%	2nd Half: 14-16 87.5%	Game: 88.0%

Officials: Pulani Spurlock-Welsh, Felicia Grinter, Tina Napier
 Technical fouls: Ole Miss-None, Tennessee-None.
 Attendance: 2409

Score by Periods	1st	2nd	3rd	4th	Total
Ole Miss	16	25	16	15	72
Tennessee	24	13	12	28	77

Points in the paint-OM 26, UT 32. Points off turnovers-OM 14, UT 16.
 2nd chance points-OM 7, UT 19. Fast break points-OM 4, UT 13.
 Bench points-OM 27, UT 12. Score tied-4 times. Lead changed-7 times.
 Last FG-OM 4th-01:04, UT 4th-02:51.
 Largest lead-OM by 8 3rd-02:59, UT by 9 4th-02:51.
 OM led for 17:59. UT led for 18:35. Game was tied for 03:26.

GREENVILLE, S.C. -- The No. 14/16 Lady Vols fended off an upset-minded Ole Miss team in the SEC Tournament Quarterfinals in Bon Secours Wellness Arena, winning 77-72 to advance to the semifinals for the first time since 2016.

No. 3 seed Tennessee (16-6) was led by senior Renna Davis, who turned in a career-high-tying 33 points and added 14 rebounds to record her sixth-straight game with 20+ points and her ninth double-double of the season. Junior Rae Burrell was also in double digits with 18 points and seven rebounds, and sophomore Jordan Horston had a solid outing with 12 points, seven rebounds and five assists.

Top scorers for Ole Miss (11-11), the No. 11 seed that had already ousted sixth-seeded #13/13 Arkansas on Thursday, were Donnetta Johnson with 20 points, Shakira Austin with 14, and Jacorriah Bracey with 13.

Both teams got off to a slow start with the game remaining scoreless through the first minute and a half. Ole Miss was first to score with Austin converting on a pair of free throws to give the Rebels a 2-0 lead. But Tennessee quickly found its footing, with back-to-back treys from Horston and Burrell and a bucket by Davis propelling UT to an 8-4 lead five minutes in. Davis would stretch the lead to six by the 4:33, but Ole Miss scrapped back within one two minutes later at 14-13. The Lady Vols closed out the quarter with a 10-3 run that was capped off by a Horston 3-pointer from behind mid-court at the buzzer, giving Tennessee a 24-16 lead heading into the second.

The Rebels rallied back quickly in the second period, launching into a 13-2 run to reclaim the lead at 29-26 with 4:46 to go in the half. Horston ended the skid for UT with a pair of free throws, and Davis converted on a 3-pointer a minute and a half later to tie the score at 31-all. Ole Miss jumped back ahead by seven points, but a buzzer-beater three by Davis pulled UT within four with a halftime score of 41-37.

The Rebels expanded their lead to six off an Austin jumper a minute into the third quarter, and the teams proceeded to swap buckets until the 6:40 mark when Burrell hit a layup and then followed it up with two free throws on the next possession to pull the Lady Vols within two. Davis added a layup on the fast break 20 seconds later to tie the game up at 47. But Ole Miss rallied with a 10-2 run to close out the period with a 57-49 lead.

Kasiyahna Kushkitsuah and Burrell combined for eight-straight points to open the fourth, tying it up at 57-all with 8:11 left in the game. Bracey ended the run with a jumper for Ole Miss, but four more buckets by Burrell and Jordan Walker gave UT its first lead of the second half at 61-59 with just under seven minutes to play. Bracey knocked down a trey as the shot clock wound down to reclaim the lead for the Rebels, but back-to-back buckets by Tamari Key and Davis put UT ahead by three at the media break. After the timeout, Walker followed it up with a 3-pointer, giving the Lady Vols a 68-62 advantage with 4:19 to go. Exactly a minute later Kushkitsuah came up with the rebound and the put-back to move UT ahead by seven, and Burrell hit a layup on the next possession to stretch the lead to nine. UM didn't go quietly, rallying back within three off a 6-0 run fueled by Johnson and Valerie Nesbitt, but Davis was able to convert on free throws in the final seconds to secure the win for UT, and the Lady Vols advanced to the semifinals with a score of 77-72.

GAME 23 - SEC THIRD ROUND

#3 Seed UT vs. #2 Seed South Carolina // Mar. 6, 2021

Tennessee (16-7,9-4)	FG	SPT	FT	REBS	PF	TP	A	To	Bl	St	Min	
00 Renna Davis	f	3-12	1-5	2-2	2-4	6	4	9	2	3	0	39
12 Rae Burrell	f	3-11	0-2	3-3	1-4	5	2	9	3	4	0	36
11 Kasi Kushkitsuah	c	1-3	0-0	0-0	0-1	2	2	0	1	0	11	
20 Tamari Key	c	3-5	0-0	2-5	4-2	6	4	8	1	4	4	30
04 Jordan Walker	g	4-11	1-4	2-3	2-3	5	4	11	0	2	1	29
02 Destiny Salary	g	0-0	0-0	0-0	0-0	0	0	0	0	0	0	4
10 Jessie Rennie	g	0-0	0-0	0-0	0-0	0	0	0	0	0	0	1
21 Tess Darby	g	0-0	0-0	0-0	0-0	0	0	0	0	0	0	1
25 Jordan Horston	g	5-10	0-1	1-2	0-3	5	1	11	1	3	3	31
31 Emily Saunders	g	0-0	0-0	0-0	0-1	2	0	0	0	1	0	4
33 Marta Suarez	g	1-3	0-2	0-0	1-2	0	2	0	0	0	0	14
TEAM					13-4							
Totals.....		20-55	2-14	10-15	11-22	33	19	52	8	18	8	200

TOTAL FG%	1st Half: 9-31 29.0%	2nd Half: 11-24 45.8%	Game: 36.4%
3-PT FG%	1st Half: 1-11 9.1%	2nd Half: 1-3 33.3%	Game: 14.3%
F Throw %	1st Half: 6-7 85.7%	2nd Half: 4-8 50.0%	Game: 66.7%

South Carolina (21-4,14-2)	FG	SPT	FT	REBS	PF	TP	A	To	Bl	St	Min	
04 Aliyah Boston	f	5-8	2-2	3-4	5-6	13	3	15	3	0	2	35
05 Victoria Saxton	f	1-2	0-0	1-1	1-1	2	3	0	2	1	0	16
01 Zia Cooke	g	5-19	2-3	5-5	2-2	4	17	1	1	0	1	36
03 D. Henderson	g	5-16	3-9	0-0	1-6	7	13	5	5	0	1	37
12 Brea Beal	g	1-5	0-1	2-2	2-2	4	4	0	2	2	2	30
00 Olivia Thompson	g	0-0	0-0	0-0	0-0	0	0	0	0	0	0	1
02 Eniya Russell	g	0-0	0-0	0-0	0-0	0	0	0	0	0	0	1
11 Destiny Littleton	g	0-0	0-0	2-2	0-0	0	2	1	0	0	0	5
15 Laeticia Amihire	g	2-4	0-0	0-0	1-6	3	4	0	2	0	0	17
24 LeLe Grissett	g	4-9	0-1	0-0	1-3	4	8	1	0	1	0	19
32 Elysa Wesolek	g	0-0	0-0	1-2	0-0	0	1	0	0	0	1	3
TEAM					4-15							
Totals.....		23-63	7-16	14-16	17-27	44	19	67	14	13	5	200

TOTAL FG%	1st Half: 12-33 36.4%	2nd Half: 11-30 36.7%	Game: 36.5%
3-PT FG%	1st Half: 4-8 50.0%	2nd Half: 3-8 37.5%	Game: 43.8%
F Throw %	1st Half: 11-12 91.7%	2nd Half: 3-4 75.0%	Game: 87.5%

Officials: Brian Garland, Laura Morris, Eric Brewon
 Technical fouls: Tennessee-Renna Davis, South Carolina-Zia Cooke.
 Attendance: 2662

Score by Periods	1st	2nd	3rd	4th	Total
Tennessee	13	12	14	13	52
South Carolina	29	10	20	8	67

Points in the paint-UT 32, USC 30. Points off turnovers-UT 6, USC 19.
 2nd chance points-UT 10, USC 16. Fast break points-UT 6, USC 8.
 Bench points-UT 13, USC 15. Score tied-4 times. Lead changed-2 times.
 Last FG-UT 4th-00:19, USC 4th-01:31.
 Largest lead-UT by 11st-04:38, USC by 21 4th-08:56.
 UT led for 00:20. USC led for 36:07. Game was tied for 03:33.

GREENVILLE, S.C. -- No. 14/16 Tennessee, the No. 3 seed, outscored second-seeded #7/7 South Carolina 13-8 in the fourth quarter, but couldn't overcome a 29-point first quarter by the No. 2 seed Gamecocks, falling 67-52 in the semifinals of the SEC Tournament at Bon Secours Wellness Arena.

Redshirt-junior Jordan Walker and sophomore Jordan Horston were the high scorers for UT (16-7), each finishing with 11 points. Senior Renna Davis and sophomore Tamari Key were the top rebounders for the Big Orange, grabbing six apiece.

South Carolina (21-4) was paced by Zia Cooke, who had a game-high 17 points and four rebounds. Aliyah Boston was close behind, posting a double-double with 15 points and 11 rebounds, and Destanni Henderson put up 13 points.

The game started off as a back-and-forth affair with four different players for each team scoring in the first five minutes to tie the game at 8-all by the 5:37 mark. A Davis 3-pointer gave UT an 11-10 lead a minute later, but South Carolina answered with a 10-run that put the Gamecocks up by nine with 2:49 left in the first. Davis ended the skid for UT with a jumper, but USC finished the opening stanza strong with nine straight points, taking a 29-13 lead into the second period.

The Gamecocks picked up where they left off in the second, with Henderson draining a three before Horston found her way into the paint for a layup to trim the deficit back to 17 with 7:34 left in the half. Walker then added two free throws, and Key converted on an old-fashioned three-point play to pull the Lady Vols within 12 by the 4:40 mark. Henderson answered with another try, but Walker and Key again combined for buckets to cut USC's lead to 11 at 35-24. Cooke closed out the half with four straight points for the Gamecocks while her team held UT to a free throw to give USC a 39-25 lead at the second half.

South Carolina carried its momentum through to the third quarter, opening with a 5-0 run to lead by 19 only a minute and 20 seconds in. Key scored UT's first points of the half, nailing a layup at the 7:22 mark and setting off a 7-2 run that pulled Tennessee within 13 with 5:11 to go in the third. USC responded, though, closing out the quarter with a 13-6 run to enter the fourth up 59-39.

Davis opened the final period with a quick bucket in transition, but Henderson countered with her third try of the game on the other end to put USC up by 21. Horston and Rae Burrell launched a 6-0 Tennessee run, while South Carolina stalled offensively, going scoreless for more than seven minutes to make the score 62-47 with 2:46 left in the game. But 15 points was as close as Tennessee would get, as South Carolina held on to claim a 67-52 victory and earn a spot in the SEC Championship game vs. Georgia on Sunday.

GAME 24 - NCAA FIRST ROUND

#3 Seed UT vs. #14 Seed Middle Tenn. // Mar. 21, 2021

Middle Tenn. (17-8,12-4)	FG	SPT	FT	REBS	PF	TP	A	To	Bl	St	Min	
33 Courtney Whitson	f	2-10	2-7	0-0	1-3	4	6	2	3	0	1	37
01 Anastasia Hayes	g	9-25	2-5	6-7	0-2	2	16	5	5	0	3	40
11 Aislynn Hayes	g	6-16	3-9	0-0	0-3	4	25	2	0	0	1	40
23 Alecia Whittington	g	3-9	1-7	0-0	1-1	2	7	3	1	0	0	33
31 Deja Cage	g	2-7	2-5	0-0	0-2	3	6	0	2	0	2	36
12 Jada Grannum	g	0-0	0-0	0-0	0-0	0	0	0	0	0	0	2
30 Rellah Boothe	g	0-0	0-0	0-0	1-0	1	2	0	0	0	0	5
32 Kesnia Kozlova	g	1-1	0-0	0-0	1-0	1	2	0	0	0	0	7
TEAM					5-16							
Totals.....		23-68	10-33	6-7	9-12	17	62	12	14	0	7	200

TOTAL FG%	1st Half: 15-37 40.5%	2nd Half: 8-31 25.8%	Game: 33.8%
3-PT FG%	1st Half: 6-17 35.3%	2nd Half: 4-16 25.0%	Game: 30.3%
F Throw %	1st Half: 3-3 100%	2nd Half: 3-4 75.0%	Game: 85.7%

Tennessee (17-7,9-4)	FG	SPT	FT	REBS	PF	TP	A	To	Bl	St	Min	
00 Renna Davis	f	9-14	1-4	5-5	4-10	14	0	24	2	1	0	35
12 Rae Burrell	f	8-13	0-2	6-8	1-6	7	22	1	5	2	2	31
11 Kasi Kushkitsuah	c	5-9	0-0	0-1	5-3	8	20	1	2	0	0	27
20 Tamari Key	c	4-9	0-0	5-6	1-1	2	13	0	1	3	0	24
04 Jordan Walker	g	4-9	0-2	1-2	7-7	14	2	9	3	0	1	30
02 Destiny Salary	g	0-0	0-0	0-0	0-1	1	0	0	0	1	0	9
10 Jessie Rennie	g	0-1	0-0	0-0	1-0	1	0	0	0	0	0	2
21 Tess Darby	g	1-2	1-2	0-0	1-1	2	3	0	2	0	0	13
25 Jordan Horston	g	2-6	0-2	2-2	0-6	6	2	6	5	2	3	27
31 Emily Saunders	g	0-0	0-0	0-0	0-0	0	0	0	0	0	0	2
TEAM					0-1							
Totals.....		33-63	2-12	19-24	20-36	56	14	87	15	21	7	200

TOTAL FG%	1st Half: 16-31 51.6%	2nd Half: 17-32 53.1%	Game: 52.4%
3-PT FG%	1st Half: 1-8 12.5%	2nd Half: 1-4 25.0%	Game: 16.7%
F Throw %	1st Half: 6-8 75.0%	2nd Half: 13-16 81.3%	Game: 79.2%

Officials: Roy Gulbeyan, Brian Hall, Carla Fountain
 Technical fouls: Middle Tenn.-None, Tennessee-None.
 Attendance:

Score by Periods	1st	2nd	3rd	4th	Total
Middle Tenn.	18	21	10	13	62
Tennessee	21	18	23	25	87

Points in the paint-MTSU 26, UT 48. Points off turnovers-MTSU 15, UT 14.
 2nd chance points-MTSU 6, UT 21. Fast break points-MTSU 5, UT 21.
 Bench points-MTSU 2, UT 9. Score tied-5 times. Lead changed-8 times.
 Last FG-MTSU 4th-01:22, UT 4th-03:07.
 Largest lead-MTSU by 3 2nd-08:11, UT by 28 4th-01:53.
 MTSU led for 05:09. UT led for 30:33. Game was tied for 04:18.

AUSTIN, Texas -- The No. 3 seed Lady Vols shot a scorching 52 percent from the floor to fend off in-state opponent and No. 14 seed Middle Tennessee in the NCAA First Round, winning 87-62 at the Frank Erwin Center.

Senior Renna Davis led No. 13/15-ranked Tennessee (17-7) in scoring, posting a double-double with 24 points and 14 rebounds. Junior Rae Burrell was close behind with 22 points, and sophomore Tamari Key and senior Kasiyah Kushkitsuah were also in double figures with 13 and 10, respectively. Redshirt junior Jordan Walker narrowly missed a double-double, finishing with nine points and a career-high 14 rebounds.

MT (17-8) was led by sisters Anastasia and Aislynn Hayes, who combined for two-thirds of the Lady Raiders' 62 points. Anastasia Hayes turned in 26, while Aislynn Hayes managed 15.

Tennessee jumped out to a lead early, going up 6-0 off buckets by Davis and Walker, before Anastasia Hayes scored her first points of the game to put Middle Tennessee on the board just three minutes in. The Blue Raiders pulled within three off an Anastasia Hayes try on their next possession, but Burrell and Davis combined for four quick points to give the Lady Vols a 12-5 lead at the media break.

Davis knocked down a jumper following the timeout to stretch the lead to nine before the Hayes sisters set off a 9-2 Middle Tennessee run to pull the Blue Raiders within two with just over two minutes left in the first. Davis hit a three to put UT up by five on the next possession, and Tennessee maintained that lead into the final seconds when a layup by Aislynn Hayes to make the score 21-18 Lady Vols at the end of the first.

MT tied it up at 23-all less than a minute into the second period and took the lead 50 seconds later off a jumper by Courtney Whitson. Jordan Horston hit a pair of free throws and Walker hit a trey in the paint to reclaim the lead for UT at 27-26 at the 6:54 mark, but the teams traded lead the lead five more times before the end of the half. Burrell hit six straight points for the Lady Vols to end the quarter, setting the halftime score at 39-11.

Davis scored the first points of the second half with a jumper, and Key followed it up with four points to give UT a six-point lead three minutes in. Anastasia Hayes hit two free throws to stop the UT run, but Burrell and Kushkitsuah scored on back-to-back plays to build UT's lead up to eight. Deja Cage answered with a 3-pointer to give MT a bit of momentum, but Kushkitsuah hit a layup on the next trip down the court, setting off a 9-0 spree that propelled the Lady Vols to a 58-44 lead with 2:24 to play in the third. The teams traded buckets through the closing minutes, with UT taking a 13-point lead into the final stanza.

Kesnia Kozlova scored a quick bucket to pull the Blue Raiders within 11 at the start of the fourth, and the teams swapped treys before UT launched into a 14-1 run to go up 79-55 with 4:50 left in the game. Anastasia Hayes hit a pair of layups in the closing minutes, but Tennessee kept its foot on the gas, stretching its lead to 28 off free throws by Davis and Burrell before Aislynn Hayes nailed a trey for the final bucket of the game to close out the scoring and send the Lady Vols on to the NCAA Second Round with an 87-62 victory.

GENERAL
 STAFF
 PLAYERS
 REVIEW
 HISTORY
 FACILITIES
 NCAA
 SEC
 RECORDS
 MEDIA INFO



GAME 25 - NCAA SECOND ROUND

#3 Seed UT vs. #6 Seed Michigan // Mar. 23, 2021

Michigan (16-5,9-4)	FG	3PT	FT	REBS	PF	TP	A	TO	Bl	St	Min
00 Naz Hillmon	f	8-15	0-0	3-7	6-9-15	3	19	2	1	0	40
15 Hailey Brown	f	5-9	4-6	0-0	0-2-2	1	14	0	1	1	35
14 Akienneth Johnson	g	2-13	0-0	2-2	2-6-8	1	6	3	3	0	28
23 Danielle Rauch	g	1-6	1-4	2-2	2-4-6	2	5	3	1	0	28
22 Leigha Brown	g	6-14	0-1	11-11	0-3-3	2	23	5	6	0	38
03 Maddy Nolan		1-3	1-3	0-0	0-2-2	1	3	0	1	0	16
33 Emily Kiser		0-0	0-0	0-0	1-0-1	0	0	0	0	0	5
TEAM				4-1-5							
Totals.....		23-60	6-20	18-22	15-27-42	10	70	13	13	1	130 200

TOTAL FG%	1st Half: 11-30 36.7%	2nd Half: 12-30 40.0%	Game: 38.3%
3-PT FG%	1st Half: 3-10 30.0%	2nd Half: 3-10 30.0%	Game: 30.0%
F Throw %	1st Half: 3-4 75.0%	2nd Half: 15-18 83.3%	Game: 81.8%

Tennessee (17-8,9-4)	FG	3PT	FT	REBS	PF	TP	A	TO	Bl	St	Min
00 Renna Davis	f	4-17	0-3	4-4	3-1-4	4	12	1	1	0	37
12 Rae Burrell	f	4-8	1-3	2-2	2-3-5	2	11	0	6	0	33
11 Kasi Kushkituah	c	5-7	0-0	0-2	1-4-5	2	10	0	3	1	26
20 Tamari Key	c	2-6	0-0	3-4	5-4-9	1	7	0	2	4	28
04 Jordan Walker	g	2-9	1-4	0-0	0-7-7	4	5	2	3	0	38
02 Destiny Salary		0-2	0-0	0-0	0-3-3	0	0	0	0	0	7
21 Tess Darby		0-1	0-1	0-0	1-0-1	0	1	0	0	0	5
25 Jordan Horston		4-12	0-3	2-2	2-1-3	3	10	1	1	2	26
TEAM				2-1-3							
Totals.....		21-62	2-14	11-14	16-24-40	17	55	5	16	7	8 200

TOTAL FG%	1st Half: 8-31 25.8%	2nd Half: 13-31 41.9%	Game: 33.9%
3-PT FG%	1st Half: 0-6 0.0%	2nd Half: 2-8 25.0%	Game: 14.3%
F Throw %	1st Half: 3-6 50.0%	2nd Half: 8-8 100%	Game: 78.6%

Officials: Bryan Brunette, Bob Scofield, Maj Forsberg

Technical fouls: Michigan-None. Tennessee-None.

Attendance:

Score by Periods	1st	2nd	3rd	4th	Total
Michigan	14	14	22	20	70
Tennessee	12	7	16	20	55

Points in the paint-MICH 32/UT 32. Points off turnovers-MICH 21/UT 6. 2nd chance points-MICH 12/UT 13. Fast break points-MICH 10/UT 8. Bench points-MICH 3/UT 10. Score tied-1 time. Lead changed-7 times. Last FG-MICH 4th-04:09, UT 4th-00:28. Largest lead-MICH by 19 3rd-06:41, UT by 4 1st-05:45. MICH led for 33:23. UT led for 05:17. Game was tied for 01:20.

SAN ANTONIO, Texas -- No. 13/15 Tennessee's season came to an end in the second round of the NCAA Women's Basketball Tournament on Tuesday, as the Lady Vols fell to No. 16/14 Michigan in the Alamodome, 70-55.

Senior Renna Davis was the top scorer for No. 3 seed UT (17-8), finishing with 12 points. Junior Rae Burrell was close behind with 11, and senior Kasiyahna Kushkituah and sophomore Jordan Horston each turned in 10.

No. 6 seed Michigan (16-5) was led by Leigha Brown, who scored a game-high 23 points, and Naz Hillmon, who turned in a double-double with 19 points and 15 rebounds. Hailey Brown was also in double figures for the Wolverines with 14.

Tennessee was first to score, going up 2-0 off a jumper by Davis. UT went on to lead by as many as four before back-to-back buckets by H. Brown and Hillman put UM up 7-6 in what would be the first of seven first-quarter lead changes. Kushkituah and Tamari Key combined for six points to close out the quarter, but the Wolverines managed seven, taking a 14-12 lead into the second.

Hillman opened the scoring in the second, stretching Michigan's lead to four. Horston answered with a jumper, but five-straight points by L. Brown fueled a 5-2 run that put the Wolverines ahead by five at the 6:50 mark. Horston cut it to three by the media break, but UM closed out the half with a 7-1 run to lead 28-19 at the intermission.

Michigan came out hot in the third, launching into a 12-2 run powered by Hillman and L. Brown to lead by 19 just over three minutes into the second half. Tennessee's seniors rallied, scoring six quick points to cut the deficit to 13 a minute later. The teams traded buckets until Horston scored four points on consecutive possessions to cut it to 12, but Michigan stretched it back to 15, leading 50-35 at the end of the period.

Burrell got an easy bucket to start the fourth and went on to score nine-straight points, pulling the Lady Vols within 10 with 5:48 left in the game. Danielle Rauch scored her first points of the game with a trey on the next possession, however, and L. Brown followed it up with a fast-break layup to swing the momentum back toward the Wolverines and give them a 15-point lead with just over four minutes to play. Davis and Kushkituah rallied Tennessee back within 11, and a 3-pointer by Jordan Walker eventually cut it to nine, but Michigan was able to convert at the free-throw line, advancing to the Sweet Sixteen with a 70-55 victory.

BREAKING IT DOWN

2020-21 Lineup Combinations

Gms.	Rec.	Line-up (F-F-C-G-G)
1-4	3-1	Green-Suarez-Davis-Burrell-Walker
5-14	8-2	Key-Suarez-Davis-Burrell-Horston
15, 17	1-1	Key-Kushkituah-Davis-Burrell-Horston
16	0-1	Key-Kushkituah-Walker-Burrell-Horston
18-25	5-3	Key-Kushkituah-Davis-Burrell-Walker

Offensive Opportunities

Tennessee shooting from the field (all games):

20%FG: .288 (UGA2)

30%FG: .339 (UM), .355 (UK2), .364 (USC2), .369 (UCONN), .385 (WVU)

40%FG: .491 (UGA1), .480 (LSU), .475 (UK1), .471 (MIZ), .463 (OM1), .459 (LU), .440 (WKU, UF), .439 (ETSU), .433 (USC1), .414 (OM2), .409 (UNCG, TAMU), .403 (IU)

50%FG: .576 (AU), .548 (FU), .536 (ARK), .524 (MT), .515 (ALA)

60%FG: N/A

Dee -- Fense

Opponents shooting from the field (all games):

10%FG: N/A

20%FG: .255 (WKU), .278 (UNCG), .286 (UK1)

30%FG: .304 (LU), .313 (UF, AU), .319 (IU, ARK), .321 (ETSU, FU), .333 (UGA), .338 (MT), .345 (ALA), .365 (USC2), .382 (USC1), .383 (UM), .397 (WVU)

40%FG: .481 (TAMU), .459 (MIZ), .458 (OM1), .456 (LSU), .431 (OM2), .418 (UK2), .413 (UGA1), .410 (UCONN)

50%FG: N/A

60%FG: N/A

Leading at the Break (14): +19 (FU, ALA), +18 (WKU), +17 (LU), +15 (UGA1), +12 (UNCG), +10 (IU, AU), +7 (ARK, UF), +5 (UK1), +1 (ETSU, LSU, UCONN)

Tied at the Break (2): TAMU, MT

Trailing at the Break (9): -14 (USC), -12 (USC), -11 (UK2), -8 (UGA), -6 (UM), -4 (OM2), -3 (WVU, OMI), -2 (MIZ)

TRACKING UT IN THE POLLS

Wk	AP/Coach	Games	Record This Week
Pre:	RV/RV	W vs. Western Kentucky	1-0
N30/D1	RV/RV	W vs. ETSU, L @West Virginia	1-1
D7/D8	NR/NR	W vs. Furman	1-0
D14/D15	NR/NR	W @#15/15 Indiana, W vs. UNCG	2-0
D21/D22	RV/RV	W vs. Lipscomb	1-0
D28/D29	RV/RV	Idle (COVID-19)	0-0
J4/J5	RV/RV	W vs. #13/13 Ark., W @LSU	2-0
J11/12	23/24	L vs. RV/RV Ga., W @RV/NR Ala.	1-1
J18/19	25/RV	L vs. #3/5 UConn, W vs. #12/12 Ky.	1-1
J25/26	20/22	W vs. Ole Miss, W vs. Florida	2-0
F1/2	18/19	Idle (COVID-19)	----
F8/9	16/19	L @ #20/18 Kentucky, L @ #6/5 Texas A&M	0-2
F15/16	21/21	W vs. #2/3 S. Carolina, L @ #22/23 Georgia	1-1
F22/23	20/21	W @ Missouri, W vs. Auburn	2-0
M1/2	14/16	W vs. Ole Miss, L vs. #7/7 So. Carolina	1-1
M8/9	14/15	Idle (Week between tournaments)	----
M15/15	13/15	W vs. Middle Tenn., L vs. #16/14 Michigan	1-1



HISTORY

ALL-TIME ROSTER

A

NAME	NO	YEARS	STATUS	HOMETOWN/HIGH SCHOOL	POS	HT	GMS	PPG	RPG
Jody Adams	3	1989-93	Graduate	Cleveland, TN/Bradley Central	G	5-5	107	6.7	1.7
Nicky Anosike	55	2004-08	Graduate	Staten Island, NY/St. Peter's	F/C	6-4	146	7.5	6.3
Alberta Auguste	33	2006-08	Graduate	Marrero, LA/John Ehret	F	5-11	75	5.1	2.6
Lauren Avant	12	2010-11	Transfer	Memphis, TN/Lausanne Collegiate School	G	5-9	19	2.6	1.3

B

Suzanne Barbre	34	1974-78	Graduate	Morristown, TN/Morristown West	G	5-8	64	13.5	4.2
Briana Bass	1	2008-12	Graduate	Indianapolis, IN/North Central	G	5-2	118	2.1	0.8
Vicki Baugh	21	2007-12	Graduate	Sacramento, CA/Sacramento	F	6-4	111	5.8	5.1
Angie Bjorklund	5	2007-11	Graduate	Spokane Valley, WA/University	G/F	6-0	132	11.1	2.9
Shannon Bobbitt	00	2006-08	Graduate	New York, NY/Bergtraum	G	5-2	74	9.3	2.3
Cindy Boggs	24	1974-75	Graduate	Ducktown, TN	G	5-6			
Fonda Bondurant	12	1975-77	Graduate	South Fulton, TN/South Fulton	G	5-6	30	2.1	0.9
Sherry Bostic	14	1984-86	Transfer	LaFollette, TN/Campbell County	F	5-11	51	3.1	1.9
Nancy Bowman	12	1972-75	Graduate	Lenoir City, TN	F	5-3			
Gina Bozeman	20	1981	Transfer	Sylvester, GA/Worth Academy	G	5-6	8	1.3	0.4
Dianne Brady	20	1973-75	Graduate	Calhoun, TN	G	5-2			
Alyssia Brewer	33	2008-11	Transfer	Sapulpa, OK/Sapulpa	F	6-3	87	6.9	4.6
Cindy Brogdon	44	1977-79	Graduate	Buford, GA/Greater Atlanta Christian	F	5-10	70	20.8	6.0
Lou Brown	21	2018-20	Graduate	Melbourne, AUST/Australian Inst. of Sport	F	6-3	31	4.6	4.6
Cierra Burdick	11	2011-15	Graduate	Charlotte, NC/Butler	F	6-2	132	8.1	6.0
Rae Burrell	12	2018-	Active	Las Vegas, NV/Liberty	G/F	6-1	88	9.8	4.2
Niya Butts	3	1996-00	Graduate	Americus, GA/Americus	F	6-0	111	2.3	1.2
Tasha Butts	3	2000-04	Graduate	Milledgeville, GA/Baldwin County	G	5-11	141	6.4	3.8

C

Kelley Cain	52	2007-11	Graduate	Atlanta, GA/St. Pius X	C	6-6	92	8.6	6.2
Nikki Caldwell	33	1990-94	Graduate	Oak Ridge, TN/Oak Ridge	G	5-11	126	5.9	2.2
Sonya Cannon	51	1981-85	Graduate	Maryville, TN/Maryville	F	5-8	21	0.7	0.4
Abby Canon	12	2004-05	Transfer	Shelbyville, TN/Shelbyville Central	G	5-8	7	0.0	0.1
Amanda Canon	11	1998-02	Graduate	Shelbyville, TN/Shelbyville Central	F	5-11	42	0.8	0.4
Andraya Carter	14	2012-16	Graduate	Flowery Branch, GA/Buford	G	5-9	113	6.4	2.6
Tamara Carver	50	1990-91	Transfer	Cosby, TN/Cosby	G	5-6	4	1.0	0.3
Kelli Casteel	34	1988-92	Graduate	Maryville, TN/Maryville	C	6-2	129	6.5	3.4
Tamika Catchings	24	1997-01	Graduate	Duncanville, TX/Duncanville	F	6-1	127	16.6	7.9
Lesia Cecil	51	1985-86	Graduate	Helenwood, TN/Scott County	G	5-2	4	0.8	0.3
Daedra Charles	32	1988-91	Graduate	Detroit, MI/St. Martin de Porres	C	6-3	105	14.2	8.2
Becky Clark	24	1979-80	Transfer	Memphis, TN/Bishop Byrne	F	5-8	10	1.6	1.0
Regina Clark	5	1988-92	Graduate	Saginaw, MI/Buena Vista	G	5-8	109	3.6	1.4
Kristen "Ace" Clement	33	1997-01	Graduate	Broomall, PA/Cardinal O'Hara	G	5-11	136	5.8	2.4
Susan Clower	34	1978-82	Graduate	Kingston, TN/Roane County	G	5-9	139	3.0	1.9
Lynne Collins	40	1980-84	Graduate	Blacksburg, VA/Blacksburg	F	6-0	126	4.8	3.0
Mimi Collins	4	2018-19	Transfer	Waldorf, MD/Paul VI Catholic (Fairfax, VA)	F	6-3	32	5.5	3.4
Shelia Collins	30	1981-85	Graduate	Colbert, GA/Madison County	G	5-9	104	13.6	6.0
Abby Conklin	52	1993-97	Graduate	Charlestown, IN/Charlestown	F	6-3	143	8.6	3.9
Pam Cook	42	1982-83	Quit	Duluth, GA/North Gwinnett	G	5-7	27	3.8	2.2
Te'a Cooper	20/2	2015-17	Transfer	Powder Springs, GA/McEachern	G	5-8	36	8.6	1.9
Elizabeth Curry	10	2006-07	Graduate	New Virginia, IA/Interstate 35	G	5-6	14	0.4	0.0
Bev Curtis	51	1979	Quit	Acworth, GA/Etowah	F	6-0	6	4.0	2.0

D

Tess Darby	21	2020-	Active	Greenfield, TN/Greenfield	G/F	6-1	10	2.3	0.6
Latina Davis	5	1992-96	Graduate	Winchester, TN/Franklin County	G	5-6	136	9.2	4.0
LaToya Davis	4	2000-04	Graduate	Forsyth, GA/Mary Persons	F	6-0	128	3.6	2.1
Rennia Davis	0	2017-21	Graduate	Jacksonville, FL/Ribault	G/F	6-2	118	15.4	8.0
Susie Davis	20	1976-79	Graduate	Hohenwald, TN/Lewis County	F	5-8	69	1.7	1.5
Freda DeLozier		1975	Graduate						
Diamond DeShields	10/11	2014-17	Graduate	Norcross, GA/Norcross	G	6-1	65	15.7	5.7
Rochone Dilligard	42	1991-94	Graduate	Lebanon, TN/Lebanon	F	6-1	44	2.2	1.8
Gail Dobson	52	1971-75	Graduate	Greeneville, TN	C	5-10			
Sybil Dosty	33	2004-05	Transfer	Tucson, AZ/Salpointe	C	6-3	62	2.8	2.7
Kortney Dunbar	13	2014-18	Graduate	Edwardsville, IL/Edwardsville	F	6-2	101	2.9	1.5
Faith Dupree	34	2009-10	Transfer	Knoxville, TN/The Webb School	F/C	6-3			
Kris Durham	23	1987-89	Transfer	Dunellen, NJ/Union Catholic	G	5-8	36	5.9	1.4
Alexus Dye	2	2021-	Active	Birmingham, Ala./Wenonah	F	6-0			

E

Sarah Edwards	31	1998-01	Graduate	Sevierville, TN/Sevier County	G/F	5-11	36	1.6	0.4
Tonya Edwards	33	1986-90	Graduate	Flint, MI/Northwestern	G	5-10	121	10.5	3.5
Cindy Ely	55	1977-81	Graduate	Canton, GA/Cherokee	C	6-2	128	5.0	4.6
Shyra Ely	43	2001-05	Graduate	Indianapolis, IN/Ben Davis	F	6-2	139	12.0	6.8
Kyra Elzy	5	1996-01	Graduate	LaGrange, KY/Oldham County	G/F	6-1	126	4.5	3.0
Peggy Evans	20	1990-93	Transfer	Detroit, MI/Country Day	C	6-0	94	11.5	6.1

F

Sherri Fancher	14	1976-79	Graduate	Knoxville, TN/Sevier County	G	5-7	82	1.7	1.0
Tye'sha Fluker	50	2002-06	Graduate	Pasadena, CA/John Muir	C	6-5	140	6.3	4.0
Susan Foulds	42/13	1979-81	Graduate	Annandale, VA/Thomas Jefferson	F	5-11	29	1.1	1.0
Valerie Freeman	42	1983-85	Medical	Milledgeville, GA/Baldwin County	F	6-0	58	6.2	3.5

ALL-TIME ROSTER

Sheila Frost	12	1985-89	Graduate	Pulaski, TN/Giles County	C	6-4	138	13.0	7.6
Alex Fuller	44	2004-09	Graduate	Shelbyville, TN/Shelbyville Central	F	6-3	139	5.5	3.8

G

Amy Gamble	53	1983-84	Transfer	Glendale, W.VA/John Marshall	F	5-10	42	3.1	3.1
Marci Garner	40	1974-76	Graduate	Maryville, TN	F	5-8			
Teresa Geter	40	1997-99	Transfer	Columbia, SC/Columbia	F	6-3	67	6.1	4.7
Bridgette Gordon	30	1985-89	Graduate	DeLand, FL/DeLand	F	6-0	137	17.9	6.7
Bashaara Graves	10/12	2012-16	Graduate	Clarksville, TN/Clarksville	F	6-2	139	10.9	7.5
Liza Graves	12	1975-78	Graduate	Knoxville, TN/Central	G	5-5	14	0.3	0.5
Amber Gray	10	2008-10	Transfer	West Chester, OH/Lakota West	F	6-1	27	2.7	1.9
Cheridene Green	15	2016-19	Graduate	London, ENG/Harris Acad. Beckenham	F	6-3	65	6.5	5.6
Keyen Green	13	2020-	Active	Philadelphia, PA/Phil-Mont Christ. Acad.	F/C	6-1	4	6.8	3.0
Zaay Green	14	2018-20	Transfer	Duncanville, TX/Duncanville	G	6-0	34	9.8	4.0
Kathie Greene	52	1975-76	Graduate	New Market, TN	C	6-1			
Misty Greene	13	1995-98	Graduate	Decatur, TN/Meigs County	G	5-9	82	3.3	1.1
Debbie Groover	52	1977-81	Graduate	Canton, GA/Cherokee	C	6-0	139	11.4	6.9
Aubrey Guastalli	31	2004-05	Graduate	Westwood, MA/Westwood	G	5-6	8	0.0	0.1

H

Tanya Haave	24/45	1980-84	Graduate	Evergreen, CO/Evergreen	F	6-2	128	13.8	5.9
Leanne Hance	15	1977-78	Quit	Morristown, TN/Morristown West	F	5-7	14	1.2	1.1
Jerilyn Harper	31	1978-79	Transfer	Jefferson City, TN/Jefferson Co.	C	6-1	37	9.9	4.6
Kamera Harris	5	2016-20	Graduate	Hampton, GA/Dutchtown	F	6-3	64	1.1	1.2
Isabelle Harrison	20	2011-15	Graduate	Nashville, TN/Hillsboro	C	6-3	112	9.6	6.9
Lisa Harrison	21	1989-93	Graduate	Louisville, KY/Southern	F	6-0	130	8.7	6.3
Pat Hatmaker	20/24	1980-84	Graduate	Knoxville, TN/Karns	G	5-8	128	3.5	1.4
Debbie Hawhee	52	1988-92	Graduate	Greeneville, TN/South Greene	F	6-1	107	3.0	1.7
Anastasia Hayes	1	2017-18	Transfer	Murfreesboro, TN/Riverdale	G	5-7	33	9.3	2.5
Dena Head	11	1988-92	Graduate	Canton, MI/Plymouth-Salem	G	5-11	135	11.0	4.8
Lea Henry	44	1979-83	Graduate	Damascus, GA	G	5-4	134	8.4	1.8
Chamique Holdsclaw	23	1995-99	Graduate	Astoria, NY/Christ the King	F	6-2	148	20.4	8.8
Alexis Hornbuckle	14	2004-08	Graduate	Charleston, WV/South Charleston	G	5-11	138	9.7	5.4
Jordan Horston	25	2019-	Active	Columbus, OH/Africentric Early College	G	6-2	56	9.4	4.8
Karla Horton	55	1984-87	Graduate	Kershaw, SC/Andrew Jackson	C	6-2	99	9.4	7.8

J

Brittany Jackson	25	2001-05	Graduate	Cleveland, TN/Bradley Central	F	6-0	134	6.9	1.9
Gwen Jackson	13	1999-03	Graduate	Eufaula, AL/Eufaula	C	6-2	137	11.0	5.7
Meme Jackson	10	2015-19	Graduate	Murfreesboro, TN/Blackman	G/F	5-11	116	6.6	2.5
Marlene Jeter	15	1990-92	Graduate	Carlisle, SC/Union	F	6-0	29	3.2	2.2
Dana Johnson	53	1991-95	Graduate	Baltimore, MD/Western	C	6-2	133	12.2	7.8
Glory Johnson	25	2008-12	Graduate	Knoxville, TN/The Webb School	F	6-3	141	11.7	8.6
Michelle Johnson	00/44	1993-95	Medical	Shelbyville, TN/Shelbyville Central	F	6-0	38	3.1	2.8
Tiffani Johnson	4	1994-97	Graduate	Charlotte, NC/Garinger	C	6-4	110	8.9	6.8
Kellie Jolly	14	1995-99	Graduate	Sparta, TN/White County	G	5-10	132	6.8	1.9
Jasmine Jones	2	2012-16	Graduate	Madison, AL/Bob Jones	F	6-2	82	5.2	3.8

K

Tamari Key	20	2019-	Active	Cary, NC/Cary	C	6-6	56	8.0	5.1
Janice Koehler	14	1974-76	Graduate	Nashville, TN	G	5-6			
Kasiyahna Kushkituah	11	2017-21	Graduate	Atlanta, GA/St. Francis	C	6-4	100	5.0	4.1

L

Tammy Larkey	52	1981-83	Transfer	Gray, TN/Daniel Boone	C	6-5	42	4.8	3.6
Kara Lawson	20	1999-03	Graduate	Alexandria, VA/West Springfield	G	5-8	143	13.6	4.3
Brynae Laxton	31	1995-98	Graduate	Oneida, TN/Oneida	F	6-0	99	2.7	2.2
Cheryl Littlejohn	44	1983-87	Graduate	Gastonia, NC/Hunter Huss	C	6-3	118	2.3	1.5

M

Alicia Manning	15	2008-12	Graduate	Woodstock, GA/Etowah	F	6-1	139	4.5	3.9
Michelle Marciniak	3	1993-96	Graduate	Macungie, PA/Allentown Ctr. Cath.	G	5-9	104	9.7	2.5
Pam Marr	10	1982-86	Graduate	Winter Park, FL/Winter Park	G	5-6	132	1.9	1.0
Dawn Marsh	4	1984-88	Graduate	Alcoa, TN/Alcoa	G	5-6	132	5.6	1.7
Ariel Massengale	5	2011-15	Graduate	Bolingbrook, IL/Bolingbrook	G	5-7	122	9.5	2.6
Jazmine Massengill	13	2018-20	Transfer	Chattanooga, TN/Hamilton Hts. Christ.	F	6-0	63	4.9	4.0
Jaiden McCoy	15	2019-21	Graduate	Knoxville, TN/Farragut	F	6-3	29	2.8	1.9
Melissa McCray	35	1985-89	Graduate	Johnson City, TN/Science Hall	G	5-10	139	6.3	2.7
Nikki McCray	23	1991-95	Graduate	Collierville, TN/Collierville	F	5-11	127	12.4	5.3
Courtney McDaniel	34/42	2000-04	Graduate	Bristol, TN/Tennessee	C/F	6-1	101	3.5	2.7
April McDivitt	10	1999-02	Transfer	Connersville, IN/Connersville	G	5-8	104	5.0	1.5
Carla McGhee	24	1986-90	Graduate	Peoria, IL/Manual	F	6-3	101	6.1	5.1
Lisa McGill	2	1976-79	Graduate	Gatlinburg, TN/Sevier County	F	5-10	50	5.9	4.6
Cait McMahan	2	2006-09	Medical	Maryville, TN/Heritage	G	5-4	44	2.8	1.2
Alexa Middleton	33	2014-17	Transfer	Murfreesboro, TN/Riverdale	G	5-9	97	4.9	1.7
Brooklynn Miles	0	2021-	Active	Frankfort, Ky./Franklin County	G	5-4			
Laurie Milligan	11	1994-98	Graduate	Tigard, OR/Tigard	G	5-8	102	3.6	1.1
Zandra Montgomery	30	1977-79	Graduate	Cleveland, TN/Bradley Central	F	5-10	65	10.0	4.8
Nicci Moats	34	2006-07	Transfer	Daleville, VA/Lord Botetourt	F	6-2	9	0.8	0.9
Loree Moore	21	2001-05	Graduate	Lakewood, CA/Narbonne	G	5-9	118	6.1	3.8
Nia Moore	21/1	2012-16	Graduate	Chicago, IL/Bolingbrook	C	6-3	101	3.2	2.3
Pearl Moore	42	1987-90	Graduate	Harriman, TN/Harriman	F	6-2	39	3.0	2.7



HISTORY

ALL-TIME ROSTER

Tasheika Morris	12	1999-00	Transfer	Huntsville, AL/Butler	F	6-0	23	2.2	0.8
Karen Morton	50	1982-83	Transfer	Lake City, TN/Lake City	C	6-3	21	11.7	5.5
Lindsey Moss	21	2005-06	Transfer	Alpharetta, GA/Chattahoochee	G	6-1	28	2.0	0.7
Sabrina Mott	40	1986-87	Graduate	Brentwood, TN/Brentwood	G	5-9	10	0.7	0.4
Michelle Muñoz	14	2001-02	Transfer	Mason, OH/Mason	F	6-1	27	3.7	2.0

N

Jaime Nared	31	2014-18	Graduate	Portland, OR/Westview	G/F	6-2	128	11.4	5.6
Cindy Noble	32	1978-81	Graduate	Clarksburg, OH/Adena	C	6-5	103	15.2	7.1
Schaquilla Nunn	4	2016-17	Graduate	Fayetteville, GA/Fayette County/Winthrop	F	6-3	32	4.8	4.5

O

Kathy O'Neil	40	1976-80	Graduate	Newport, TN/Cocke County	F	5-11	137	5.2	3.5
Mary Ostrowski	14	1980-84	Graduate	Parkersburg, WV/Parkersburg Catholic	F/C	6-2	125	13.8	8.0

P

Candace Parker	3	2004-08	Graduate	Naperville, IL/Naperville Central	F	6-4	110	19.4	8.8
Jane Pemberton	44	1975-76	Graduate	Deer Lodge, TN	C	5-10			
Jasmine Phillips	1	2012-13	Transfer	Hartsville, SC/Hartsville	G	5-10	12	1.9	0.9
Shalon Pillow	50	1998-02	Graduate	Addyston, OH/Taylor	C	6-3	108	2.7	1.5
Sara Puckett	1	2021-	Active	Muscle Shoals, Ala./Muscle Shoals	G/F	6-2			

R

Semeka Randall	21	1997-01	Graduate	Cleveland, OH/Trinity	G	5-10	140	13.7	5.1
Jill Rankin	13	1979-80	Graduate	Phillips, TX/Phillips	C	6-3	38	19.2	7.3
Linda Ray	23/35	1981-85	Graduate	Norris, TN/Norris	F	5-9	19	1.1	0.8
Dominique Redding	13	2003-07	Graduate	Clearwater, FL/Clearwater	F	6-1	130	3.3	1.3
Jessie Reno	10	2019-	Active	Bendigo, AUST/Bendigo Sr. Secondary	G	5-8	44	2.0	0.8
Jordan Reynolds	0	2013-17	Graduate	Portland, OR/Central Catholic	G	5-11	135	5.7	3.6
Emily Roberts	52	1976-77	Graduate	Sharon, TN/Westview	C	5-9	25	2.8	2.3
Patricia Roberts	44	1976-77	Graduate	Monroe, GA/Monroe	F/C	6-1	33	29.9	14.2
Ashley Robinson	33/43	2000-04	Graduate	Grand Prairie, TX/South Gr.	C	6-5	132	7.0	5.1
Mercedes Russell	21	2013-18	Graduate	Springfield, OR/Springfield	C	6-6	136	11.7	8.0

S

Destiny Salary	2	2020-21	Transfer	Jonesboro, AR/Jonesboro	G	6-0	24	2.0	2.4
Emily Saunders	31	2019-	Active	Mullens, WV/Wyoming East	C	6-5	26	1.9	1.5
Debbie Scott	50	1988-90	Transfer	Gallatin, TN/Gallatin	F	6-0	70	4.7	1.9
Joy Scruggs	22	1971-75	Graduate	Cleveland, TN	G	5-3			
Jan Seay	31	1977-78	Quit	Albany, GA/Albany	F	5-8	3	0.7	0.0
Shelley Sexton	23	1983-87	Graduate	Lake City, TN/Anderson County	G	5-7	112	8.5	2.5
Meighan Simmons	10	2010-14	Graduate	Cibolo, TX/Byron P. Steele II	G	5-9	143	14.4	2.8
Sydney Smallbone	20	2007-11	Graduate	Granger, IN/St. Joseph's	G	5-10	106	2.5	0.9
Kim Smallwood	10	1995-96	Transfer	Richmond, TX/Lamar Consolidated	F	5-10	21	2.0	1.4
Melissa Smith	44	1989-90	Transfer	Schofield, WI/D.C. Everest	C	6-2	25	1.4	1.2
Tanika Smith	25	1993-95	Transfer	Knoxville, TN/Central	G	5-8	39	1.1	0.6
Michelle Snow	00	1998-02	Graduate	Pensacola, FL/Pensacola	C	6-5	137	10.9	6.5
Kristie Snyder	15	1983-84	Graduate	Knoxville, TN/Bearden	G	5-6	6	0.7	0.3
Taber Spani	13	2009-13	Graduate	Lee's Summit, MO/Home Schooled	G	6-1	132	8.0	3.6
Sidney Spencer	1	2003-07	Graduate	Hoover, AL/Hoover	F/C	6-3	133	8.2	3.8
Kathy Spinks	11	1984-88	Graduate	Forest Hills, KY/Belfrey	C	6-2	125	4.7	3.0
LaShonda Stephens	34	1996-00	Graduate	Woodstock, GA/Sequoyah	C	6-3	92	2.5	1.9
Shekina Stricklen	40	2008-12	Graduate	Morrilton, AR/Morrilton	G/F	6-2	139	13.5	6.5
Karoline Striplin	11	2021-	Active	Hartford, Ala./Geneva County	F	6-3			
Marta Suárez	33	2020-	Active	Oviedo, SPAIN/Joaquim Blume Institute	G/F	6-2	22	4.1	3.6

T

Sue Thomas	30	1974-77	Graduate	Maryville, TN/Everett	F	5-8	33	11.3	6.1
Pashen Thompson	44	1993-97	Graduate	Philadelphia, MS/Philadelphia	C	6-1	130	7.4	6.3
Mina Todd	23	1980-81	Transfer	Murray, KY/Calloway County	G	5-10	9	4.5	2.0
Paula Towns	51/55	1980-84	Graduate	Fort Valley, GA/Peach County	F	6-1	117	9.5	6.5
Gay Townson	14	1986-87	Graduate	Loudon, TN/Loudon	F	5-9	10	0.8	0.2
Jannah Tucker	4	2013-15	Transfer	Baltimore, MD/New Town	G	6-0	2	0.0	0.5
Jennifer Tuggle	32	1984-88	Graduate	Etowah, TN/McMinn Central	F	6-2	97	4.6	2.4

W

Jordan Walker	4	2020-	Active	Muskegon, Mich./Mona Shores	G	5-8	25	5.4	4.5
Vonda Ward	24	1991-95	Graduate	Northfield, OH/Trinity	C	6-6	125	6.7	5.6
Holly Warlick	22	1976-80	Graduate	Knoxville, TN/Bearden	G	5-7	141	6.4	3.5
Jackie Watson	32	1974-77	Graduate	Crossville, TN/Cumberland County	F	5-8	33	4.9	3.8
Lisa Webb	34	1983-88	Graduate	Milledgeville, GA/Baldwin County	F	5-9	113	6.4	4.1
Evina Westbrook	2	2017-19	Transfer	Salem, OR/South Salem	G	6-0	64	11.5	3.2
Sa'de Wiley-Gatewood	15	2004-05	Transfer	Pomona, CA/Lynwood	G	5-9	22	5.6	2.0
Kamiko Williams	4	2009-13	Graduate	Clarksville, TN/Northeast	G	5-11	128	5.5	2.9
Tiffany Wooley	10	1991-95	Graduate	Shelbyville, TN/Shelbyville Central	G	5-6	104	10.5	2.2
Kaiya Wynn	5	2021-	Active	Richmond, TX/Foster	G	6-0			

Z

Shanna Zolman	5	2002-06	Graduate	Syracuse, IN/Wawasee	G	5-10	144	11.8	2.5
---------------	---	---------	----------	----------------------	---	------	-----	------	-----

*CD = Completing Degree

THE EARLY YEARS

The following is a list of all women known to have been a member of a University of Tennessee women's basketball team between 1903 and 1974. Years of participation refer to the end of that academic year, the conclusion of the season. This list, compiled from all available sources, is not assumed to be complete or even necessarily correct.

THE PLAYERS

ANDERTON, Billye 1969-70	GRAVES, Patricia 1971	PERKINS, Margaret 1905-06
ANDERTON, Mary 1926	GREEN, Brenda 1963 to 66	PETRONE, Patty 1973
ARGERA, — 1971	GREGORY, Gloria 1963 to 66	PIERCE, Patty 1969
AYCOCK, Mary or Pauline 1922	GROVES, Sue 1974	PIETY, Linda 1970
BAIRD, Evelyn 1924-25-26*	HALL, Jennifer 1969	POLK, Essie 1905*-06*
BARFIELD, Carol 1971	HAFE, Nelle 1920	POPE, Anne 1922-23
BAUMAN, Harriet 1904	HARBERT, Florine 1924-25	POWELL, Lou Ann 1969-70
BEAN, Lucille 1926	HARDIN, Mary 1909	PRESTLEY, Lelia 1926
BLAIR, Annis or Sara 1922	HARRIS, Anne 1925	PRUETT, Diane 1971
BLANTON, Mary Virginia 1926	HAZELWOOD, Margaret 1924-25	PULLIN, Burline 1972
BOND, Nell 1924	HIBLER, Mary Dell 1969*-70	RHEA, Colleen 1926
BORTHICK, Melinda 1972-73-74	HICKEY, Gayle 1970-71	RICE, Genevieve 1907-08
BRIMI, Barbara 1965 to 68	HICKS, Agnes 1925-26	ROCKWELL, Katherine 1920
BRYANT, Marjorie 1922-23	HILL, Jane 1969	ROEHL, Winona 1905
BURDICK, Kathleen 1922	HITE, Maude 1904-05-07	SCARBROUGH, Ann 1971
CABLE, Catherine 1926	HOBBS, Terry 1973	SCHULTZE, Sue 1973-74
CALDWELL, Linda 1969-70	HOHNE, Maria 1974	SCOTT, Gloria 1972-73-74
CAPPS, Ethel 1926	HOOD, Grace 1905-06-07*-08*	SCOTT, Virginia 1920*
CARLETON, Adaline 1925	HOPSON, Trixie 1923	SHANTON, Mary Moore 1926
CAROTHERS, Hattie 1922	HOUSE, Mary 1920	SMALLEY, Louise 1923
CARTER, Sandy 1974	HULING, Fannie 1924-25	SMARTT, Jane 1965 to 68
COLE, Susie 1970	JARDET, Jan 1969-70-71-72*	SMITH, Maud Walker 1924
CONLEY, Ruby 1924-25	JARRELL, Jackie 1970	STARK, Margaret 1920
COOKE, Mary 1925	JETER, Gladys 1920	STOKELY, Anna 1923
COOLEY, Elizabeth 1905	JOHNSON, Mary 1920	STOLTZFUS, Christine 1909
COOPER, Mary 1906	KEHR, Florence 1910	STRADLEY, Mildred 1923-24-25-26
COPLY, Marie 1972	KEHR, Marguerite 1909-10	THOMPSON, — 1969
CRESTLA, — 1926	KELLER, Maude 1903	THORNBURGH, Laura 1903-04
CROW, Mabel 1925	LACY, Louise 1926	TODD, Nannie 1906
CROW, Dona 1971	LEE, Ann 1969	TREADWELL, Mary 1903
DAHNIKE, Marjorie 1926	LENAHAN, Kyran 1973-74	UPCHURCH, Catherine 1926
DAMON, Myrtle 1907	LOVELACE, Inez 1924-25*	VANNEMAN, Agnes 1920
DANIEL, Mary 1910	LOWE, Alberta 1920	WAND, Daisy 1906
D'ARDELL, Verdi 1922	LYMAN, Jessica 1910*	WALDROP, Eve 1971
DAVIS BAXTER, Carolyn 1963	MABRY, Evelyn 1926	WARD, Sadie 1904
DAVIS, Marjorie 1907-08-10	McCRACKEN, Jennilee	WATKINS, Sarah 1923-25
DeGOLIA, Fannie 1903-04	1922-23-24-MG25	WAYLAND, Edith 1907
DODD, Lillian 1905	McINTIRE, Blanch 1903	WELLER, Helen 1924*
DOZIER, Mary 1926	McNABB, Leta 1910	WEYLAND, Anna 1906
DUNBAR, Jackie 1974	MILLER, Bertha Rose 1906	WHITE, Becky 1926
DUNN, Barbara 1972-73	MILLER, Grace 1907-08-09	WILLIAMS, Frances 1924-25-26
ELKINS, Catherine 1925	MINTON, Lucille 1926	WILLIAMS, Jane 1903-04
ELLIS, Mary 1926	MORGAN, Lucy 1920-22	WILLIAMS, Katherine 1903*
FERRIS, Elizabeth 1924-25	MORIARTY, Lois 1923	WINGATE, Marion 1923
FOX, — 1924	MORRILL, Jenny 1904*	WYATT, Margie 1971
FRAZIER, Claudia 1908-09*	NELSEN, Gretchen 1909-10	YOUNG, Elizabeth 1926
FRITZ, Ruthie 1969-70	NICKERSON, Margaret 1910	YOW, Venessa 1972
FULLER, Aimee 1974	PASCHALL, Debbie 1972-73	
GARTH, Jeanie 1920*	PAYNE, Diane 1971	
GILDERSLLEEVE, Mabel 1904-06-07	PEMBERTON, Lynn 1972-73	italics indicate estimated years
GOODWIN, Carol 1963	PERKINS, Alice 1907-08	* - team captain

INCOMING TRANSFER HISTORY

The following is a presumed list of all players who have transferred into the Tennessee program from junior colleges and four-year colleges, either as an undergraduate or graduate student.

NAME	NO	YEARS	STATUS (TYPE)	HOMETOWN/PREVIOUS COLLEGE	POS	HT	GMS	PPG	RPG
Katharina Roberts	44	1976-77	Graduate (UG)	Monroe, GA/Emporia State	F/C	6-1	33	29.9	14.2
Cindy Brogdon	44	1977-79	Graduate (UG)	Buford, GA/Mercer	F	5-10	70	20.8	6.0
Zandra Montgomery	30	1977-79	Graduate (JC)	Cleveland, TN/Cleveland State C.C.	F	5-10	65	10.0	4.8
Cindy Noble	32	1978-81	Graduate (UG)	Clarksburg, OH/Ohio State	C	6-5	103	15.2	7.1
Jill Rankin	13	1979-80	Graduate (UG)	Phillips, TX/Wayland Baptist	C	6-3	38	19.2	7.3
Michelle Marciniak	3	1993-96	Graduate (UG)	Macungie, PA/Notre Dame	G	5-9	104	9.7	2.5
Shannon Bobbitt	00	2006-08	Graduate (JC)	New York, NY/Trinity Valley C.C.	G	5-2	74	9.3	2.3
Alberta Auguste	33	2006-08	Graduate (JC)	Marrero, LA/College of Central Florida	F	5-11	75	5.1	2.6
Jasmine Phillips	1	2012-13	Transfer (JC)	Hartsville, SC/Louisburg College	G	5-10	12	1.9	0.7
Diamond DeShields	10/11	2014-17	Graduate (UG)	Norcross, GA/North Carolina	G	6-1	65	15.7	5.7
Schaquilla Nunn	4	2016-17	Graduate (GT)	Fayetteville, GA/Winthrop	F	6-3	32	4.8	4.5
Cheridene Green	15	2016-19	Graduate (JC)	London, ENG/ASA College - Brooklyn	F	6-3	65	6.5	5.6
Lou Brown	21	2018-20	Graduate (GT)	Melbourne, AUST/Washington State	F	6-3	31	4.6	4.6
Jaiden McCoy	15	2019-21	Graduate (JC)	Knoxville, TN/Northwest Florida State	F	6-3	29	2.8	1.9
Keyen Green	13	2020-	Active (GT)	Philadelphia, PA/Liberty	F/C	6-1	4	6.8	3.0
Jordan Walker	4	2020-	Active (GT)	Muskegon, Mich./Western Michigan	G	5-8	25	5.4	4.5
Alexus Dye	2	2021	Active (GT)	Birmingham, Ala./Troy	F	6-0			

(GT) - Graduate Transfer (JC) - Junior College Transfer (UG) - Undergraduate Transfer From Four-Year College



LADY VOLS BY NUMBER

0

NAME	NO	YEARS	STATUS	HOMETOWN/HIGH SCHOOL	POS	HT	GMS	PPG	RPG
Jordan Reynolds	0	2013-17	Graduate	Portland, OR/Central Catholic	G	5-11	135	5.7	3.6
Rennia Davis	0	2017-21	Graduate	Jacksonville, FL/Ribault	G/F	6-2	118	15.4	8.0
Brooklyn Miles	0	2021-	Active	Frankfort, Ky./Franklin County	G	5-4			

00

Michelle Johnson*	00	1994-95	Medical	Shelbyville, TN/Shelbyville Central	F	6-0	38	3.1	2.8
Michelle Snow	00	1998-02	Graduate	Pensacola, FL/Pensacola	C	6-5	137	10.9	6.5
Shannon Bobbitt	00	2006-08	Graduate	New York, NY/Bergtraum	G	5-2	74	9.3	2.3

1

Sidney Spencer	1	2003-07	Graduate	Hoover, AL/Hoover	F/C	6-3	133	8.2	3.8
Briana Bass	1	2008-12	Graduate	Indianapolis, IN/North Central	G	5-2	118	2.1	0.8
Jasmine Phillips	1	2012-13	Transfer	Hartsville, SC/Hartsville	G	5-10	12	1.9	0.9
Nia Moore*	1	2013-16	Graduate	Chicago, IL/Bolingbrook	C	6-3	101	3.2	2.3
Anastasia Hayes	1	2017-18	Transfer	Murfreesboro, TN/Riverdale	G	5-7	33	9.3	2.5
Sara Puckett	1	2021-	Active	Muscle Shoals, Ala./Muscle Shoals	G/F	6-2			

2

Cait McMahan	2	2006-09	Medical	Maryville, TN/Heritage	G	5-4	44	2.8	1.2
Jasmine Jones	2	2012-16	Graduate	Madison, AL/Bob Jones	F	6-2	82	5.2	3.8
Te'a Cooper*	2	2016-17	Transfer	Powder Springs, GA/McEachern	G	5-8	36	8.6	1.9
E vina Westbrook	2	2017-19	Transfer	Salem, OR/South Salem	G	6-0	64	11.5	3.2
Destiny Salary	2	2020-21	Transfer	Jonesboro, AR/Jonesboro	G	6-0	24	2.0	2.4
Alexus Dye	2	2021-	Active	Birmingham, Ala./Wenonah	F	6-0			

3 (RETIRED)

Jody Adams	3	1989-93	Graduate	Cleveland, TN/Bradley Central	G	5-5	107	6.7	1.7
Michelle Marciniak	3	1993-96	Graduate	Macungie, PA/Allentown Ctr. Cath.	G	5-9	104	9.7	2.5
Niya Butts	3	1996-00	Graduate	Americus, GA/Americus	F	6-0	111	2.3	1.2
Tasha Butts	3	2000-04	Graduate	Milledgeville, GA/Baldwin County	G	5-11	141	6.4	3.8
Candace Parker	3	2004-08	Graduate	Naperville, IL/Naperville Central	F	6-4	110	19.4	8.8

4

Dawn Marsh	4	1984-88	Graduate	Alcoa, TN/Alcoa	G	5-6	132	5.6	1.7
Tiffany Johnson	4	1994-97	Graduate	Charlotte, NC/Garinger	C	6-4	110	8.9	6.8
LaToya Davis	4	2000-04	Graduate	Forsyth, GA/Mary Persons	F	6-0	128	3.6	2.1
Kamiko Williams	4	2009-13	Graduate	Clarksville, TN/Northeast	G	5-11	128	5.5	2.9
Jannah Tucker	4	2013-15	Transfer	Baltimore, MD/New Town	G	6-0	2	0.0	0.5
Schaquilla Nunn	4	2016-17	Graduate	Fayetteville, GA/Fayette County/Winthrop	F	6-3	32	4.8	4.5
Mimi Collins	4	2018-19	Transfer	Waldorf, MD/Paul VI Catholic (Fairfax, VA)	F	6-3	32	5.5	3.4
Jordan Walker	4	2020-	Active	Muskegon, Mich./Mona Shores	G	5-8	25	5.4	4.5

5

Regina Clark	5	1988-92	Graduate	Saginaw, MI/Buena Vista	G	5-8	109	3.6	1.4
Latina Davis	5	1992-96	Graduate	Winchester, TN/Franklin County	G	5-6	136	9.2	4.0
Kyra Elzy	5	1996-01	Graduate	LaGrange, KY/Oldham County	G/F	6-1	126	4.5	3.0
Shanna Zolman	5	2002-06	Graduate	Syracuse, IN/Wawasee	G	5-10	144	11.8	2.5
Angie Bjorklund	5	2007-11	Graduate	Spokane Valley, WA/University	G/F	6-0	132	11.1	2.9
Ariel Massengale	5	2011-15	Graduate	Bolingbrook, IL/Bolingbrook	G	5-7	122	9.5	2.6
Kamera Harris	5	2016-20	Graduate	Hampton, GA/Dutchtown	F	6-3	64	1.1	1.2
Kaiya Wynn	5	2021-	Active	Richmond, TX/Foster	G	6-0			

10

Liza Graves*	10	1974-76	Graduate	Knoxville, TN/Central	G	5-5	14	0.3	0.5
Pam Marr	10	1982-86	Graduate	Winter Park, FL/Winter Park	G	5-6	132	1.9	1.0
Tiffany Woosley	10	1991-95	Graduate	Shelbyville, TN/Shelbyville Central	G	5-6	104	10.5	2.2
Kim Smallwood	10	1995-96	Transfer	Richmond, TX/Lamar Consolidated	F	5-10	21	2.0	1.4
April McDivitt	10	1999-02	Transfer	Connersville, IN/Connersville	G	5-8	104	5.0	1.5
Elizabeth Curry	10	2006-07	Graduate	New Virginia, IA/Interstate 35	G	5-6	14	0.4	0.0
Amber Gray	10	2008-10	Transfer	West Chester, OH/Lakota West	F	6-1	27	2.7	1.9
Meighan Simmons	10	2010-14	Graduate	Cibolo, TX/Byron P. Steele II	G	5-9	143	14.4	2.8
Diamond DeShields*	10	2014-15	Graduate	Norcross, GA/Norcross	G	6-1	65	15.7	5.7
Meme Jackson	10	2015-19	Graduate	Murfreesboro, TN/Blackman	G/F	5-11	116	6.6	2.5
Jessie Rennie	10	2019-	Active	Bendigo, AUST/Bendigo Sr. Secondary	G	5-8	44	2.0	0.8

11

Kathy Spinks	11	1984-88	Graduate	Forest Hills, KY/Belfrey	C	6-2	125	4.7	3.0
Dena Head	11	1988-92	Graduate	Canton, MI/Plymouth-Salem	G	5-11	135	11.0	4.8
Laurie Milligan	11	1994-98	Graduate	Tigard, OR/Tigard	G	5-8	102	3.6	1.1
Amanda Canon	11	1998-02	Graduate	Shelbyville, TN/Shelbyville Central	F	5-11	42	0.8	0.4
Cierra Burdick	11	2011-15	Graduate	Charlotte, NC/Butler	F	6-2	132	8.1	6.0
Diamond DeShields*	11	2015-17	Graduate	Norcross, GA/Norcross	G	6-1	65	15.7	5.7

LADY VOLS BY NUMBER (CONTINUED)

Kasiyahna Kushkituah Karoline Striplin	11 11	2017-21 2021-	Graduate Active	Atlanta, GA/St. Francis Hartford, Ala./Geneva County	C F	6-4 6-3	100	5.0	4.1
--	-----------------	-------------------------	---------------------------	--	---------------	-------------------	-----	-----	-----

12

Nancy Bowman	12	1972-75	Graduate	Lenoir City, TN	G	5-3			
Fonda Bondurant	12	1975-77	Graduate	South Fulton, TN/South Fulton	G	5-6	30	2.1	0.9
Liza Graves*	12	1977-78	Graduate	Knoxville, TN/Central	G	5-5	14	0.3	0.5
Sheila Frost	12	1985-89	Graduate	Pulaski, TN/Giles County	C	6-4	138	13.0	7.6
Tasheika Morris	12	1999-00	Transfer	Huntsville, AL/Butler	F	6-0	23	2.2	0.8
Abby Canon	12	2004-05	Transfer	Shelbyville, TN/Shelbyville Central	G	5-8	7	0.0	0.1
Lauren Avant	12	2010-11	Transfer	Memphis, TN/Lausanne Collegiate School	G	5-9	19	2.6	1.3
Bashaara Graves	12	2012-16	Graduate	Clarksville, TN/Clarksville	F	6-2	139	10.9	7.5
Rae Burrell	12	2018-	Active	Las Vegas, NV/Liberty	G/F	6-1	88	9.8	4.2

13

Jill Rankin	13	1979-80	Graduate	Phillips, TX/Phillips	C	6-3	38	19.2	7.3
Susan Foulds*	13	1980-81	Graduate	Annanadale, VA/Thomas Jefferson	F	5-11	29	1.1	1.0
Misty Greene	13	1995-98	Graduate	Decatur, TN/Meigs County	G	5-9	82	3.3	1.1
Gwen Jackson	13	1999-03	Graduate	Eufaula, AL/Eufaula	C	6-2	137	11.0	5.7
Dominique Redding	13	2003-07	Graduate	Clearwater, FL/Clearwater	F	6-1	130	3.3	1.3
Taber Spani	13	2009-13	Graduate	Lee's Summit, MO/Home Schooled	G	6-1	132	8.0	3.6
Kortney Dunbar	13	2014-18	Graduate	Edwardsville, IL/Edwardsville	F	6-2	101	2.9	1.5
Jasmine Massengill	13	2018-20	Transfer	Chattanooga, TN/Hamilton Hts. Christ.	G	6-0	63	4.9	4.0
Keyen Green	13	2020-	Active	Philadelphia, PA/Phil-Mont Christ. Acad.	F/C	6-1	4	6.8	3.0

14

Janice Koehler	14	1974-76	Graduate	Nashville, TN	G	5-6			
Sherrri Fancher	14	1976-79	Graduate	Knoxville, TN/Sevier County	G	5-7	82	1.7	1.0
Mary Ostrowski	14	1980-84	Graduate	Parkersburg, WV/Parkersburg Catholic	F/C	6-2	125	13.8	8.0
Sherry Bostic	14	1984-86	Transfer	LaFollette, TN/Campbell County	F	5-11	51	3.1	1.9
Gay Townson	14	1986-87	Graduate	Loudon, TN/Loudon	F	5-9	10	0.8	0.2
Kellie Jolly	14	1995-99	Graduate	Sparta, TN/White County	G	5-10	132	6.8	1.9
Michelle Muñoz	14	2001-02	Transfer	Mason, OH/Mason	F	6-1	27	3.7	2.0
Alexis Hornbuckle	14	2004-08	Graduate	Charleston, WV/South Charleston	G	5-11	138	9.7	5.4
Andraya Carter	14	2012-16	Graduate	Flowers Branch, GA/Buford	G	5-9	113	6.4	2.6
Zaay Green	14	2018-20	Transfer	Duncanville, TX/Duncanville	G	6-0	34	9.8	4.0

15

Leanne Hance	15	1977-78	Quit	Morristown, TN/Morristown West	F	5-7	14	1.2	1.1
Kristie Snyder	15	1983-84	Graduate	Knoxville, TN/Bearden	G	5-6	6	0.7	0.3
Marlene Jeter	15	1990-92	Graduate	Carlisle, SC/Union	F	6-0	29	3.2	2.2
Sa'de Wiley-Gatewood	15	2004-05	Transfer	Pomona, CA/Lynwood	G	5-9	22	5.6	2.0
Alicia Manning	15	2008-12	Graduate	Woodstock, GA/Etawah	F	6-1	139	4.5	3.9
Cheridene Green	15	2016-19	Graduate	London, ENG/Harris Acad. Beckenham	F	6-3	65	6.5	5.6
Jaiden McCoy	15	2019-21	Graduate	Knoxville, TN/Farragut	F	6-3	29	2.8	1.9

20

Dianne Brady	20	1973-75	Graduate	Calhoun, TN	G	5-2			
Susie Davis	20	1976-79	Graduate	Hohenwald, TN/Lewis County	F	5-8	69	1.7	1.5
Pat Hatmaker*	20	1980-81	Graduate	Knoxville, TN/Karns	G	5-8	128	3.5	1.4
Gina Bozeman	20	1981	Transfer	Sylvestor, GA/Worth Academy	G	5-6	8	1.3	0.4
Peggy Evans	20	1990-93	Transfer	Detroit, MI/Country Day	C	6-0	94	11.5	6.1
Kara Lawson	20	1999-03	Graduate	Alexandria, VA/Chattahoochee	G	5-8	143	13.6	4.3
Sydney Smallbone	20	2007-11	Graduate	Granger, IN/St. Joseph's	G	5-10	106	2.5	0.9
Isabelle Harrison	20	2011-15	Graduate	Nashville, TN/Hillsboro	C	6-3	112	9.6	6.9
Te'a Cooper*	20	2015-16	Transfer	Powder Springs, GA/McEachern	G	5-8	36	8.6	1.9
Tamari Key	20	2019-	Active	Cary, NC/Cary	C	6-6	56	8.0	5.1

21

Lisa Harrison	21	1989-93	Graduate	Louisville, KY/Southern	F	6-0	130	8.7	6.3
Semeka Randall	21	1997-01	Graduate	Cleveland, OH/Trinity	G	5-10	140	13.7	5.1
Loree Moore	21	2001-05	Graduate	Lakewood, CA/Narbonne	G	5-9	118	6.1	3.8
Lindsey Moss	21	2005-06	Transfer	Alpharetta, GA/Chattahoochee	G	6-1	28	2.0	0.7
Vicki Baugh	21	2007-12	Graduate	Sacramento, CA/Sacramento	F	6-4	111	5.8	5.1
Nia Moore*	21	2012-13	Graduate	Chicago, IL/Bolingbrook	C	6-3	101	3.2	2.3
Mercedes Russell	21	2013-18	Graduate	Springfield, OR/Springfield	C	6-6	136	11.7	8.0
Lou Brown	21	2018-20	Graduate	Melbourne, AUST/Australian Inst. of Sport	F	6-3	31	4.6	4.6
Tess Darby	21	2020-	Active	Greenfield, TN/Greenfield	G/F	6-1	10	2.3	0.6

22 (RETIRED)

Joy Scruggs	22	1971-75	Graduate	Cleveland, TN	G	5-3			
Holly Warlick	22	1976-80	Graduate	Knoxville, TN/Bearden	G	5-7	141	6.4	3.5

23 (RETIRED)

Mina Todd	23	1980-81	Transfer	Murray, KY/Calloway County	G	5-10	9	4.5	2.0
-----------	----	---------	----------	----------------------------	---	------	---	-----	-----

GENERAL
STAFF
PLAYERS
REVIEW
HISTORY
FACILITIES
NCAA
SEC
RECORDS
MEDIA INFO



LADY VOLS BY NUMBER (CONTINUED)

Linda Ray*	23	1981-83	Graduate	Norris, TN/Norris	F	5-9	19	1.1	0.8
Shelley Sexton	23	1983-87	Graduate	Lake City, TN/Anderson County	G	5-7	112	8.5	2.5
Kris Durham	23	1987-89	Transfer	Dunellen, NJ/Union Catholic	G	5-8	36	5.9	1.4
Nikki McCray	23	1991-95	Graduate	Collierville, TN/Collierville	F	5-11	127	12.4	5.3
Chamique Holdsclaw	23	1995-99	Graduate	Astoria, NY/Christ the King	F	6-2	148	20.4	8.8

24 (RETIRED)

Cindy Boggs	24	1974-75	Graduate	Ducktown, TN	G	5-6			
Lisa McGill	24	1976-79	Graduate	Gatlinburg, TN/Sevier County	F	5-10	50	5.9	4.6
Becky Clark	24	1979-80	Transfer	Memphis, TN/Bishop Byrne	F	5-8	10	1.6	1.0
Tanya Haave*	24	1980-81	Graduate	Evergreen, CO/Evergreen	F	6-2	128	13.8	5.9
Pat Hatmaker*	24	1981-84	Graduate	Knoxville, TN/Karns	G	5-8	128	3.5	1.4
Carla McGhee	24	1986-90	Graduate	Peoria, IL/Manual	F	6-3	101	6.1	5.1
Vonda Ward	24	1991-95	Graduate	Northfield, OH/Trinity	C	6-6	125	6.7	5.6
Tamika Catchings	24	1997-01	Graduate	Duncanville, TX/Duncanville	F	6-1	127	16.6	7.9

25

Tanika Smith	25	1993-95	Transfer	Knoxville, TN/Central	G	5-8	39	1.1	0.6
Brittany Jackson	25	2001-05	Graduate	Cleveland, TN/Bradley Central	F	6-0	134	6.9	1.9
Glory Johnson	25	2008-12	Graduate	Knoxville, TN/The Webb School	F	6-3	141	11.7	8.6
Jordan Horston	25	2019-	Active	Columbus, OH/Africentric Early College	G	6-2	56	9.4	4.8

30 (RETIRED)

Sue Thomas	30	1974-77	Graduate	Maryville, TN/Everett	F	5-8	33	11.3	6.1
Zandra Montgomery	30	1977-79	Graduate	Cleveland, TN/Bradley Central	F	5-10	65	10.0	4.8
Shelia Collins	30	1981-85	Graduate	Colbert, GA/Madison County	G	5-9	104	13.6	6.0
Bridgette Gordon	30	1985-89	Graduate	DeLand, FL/DeLand	F	6-0	137	17.9	6.7

31

Jan Seay	31	1977-78	Quit	Albany, GA/Albany	F	5-8	3	0.7	0.0
Jerilynn Harper	31	1978-79	Transfer	Jefferson City, TN/Jefferson Co.	C	6-1	37	9.9	4.6
Brynae Laxton	31	1995-98	Graduate	Oneida, TN/Oneida	F	6-0	99	2.7	2.2
Sarah Edwards	31	1998-01	Graduate	Sevierville, TN/Sevier County	G/F	5-11	36	1.6	0.4
Aubrey Guastalli	31	2004-05	Graduate	Westwood, MA/Westwood	G	5-6	8	0.0	0.1
Jaime Nared	31	2014-18	Graduate	Portland, OR/Westview	G/F	6-2	128	11.4	5.6
Emily Saunders	31	2019-	Active	Mullens, WV/Wyoming East	C	6-5	26	1.9	1.5

32 (RETIRED)

Jackie Watson	32	1974-77	Graduate	Crossville, TN/Cumberland County	F	5-8	33	4.9	3.8
Cindy Noble	32	1978-81	Graduate	Clarksburg, OH/Adena	C	6-5	103	15.2	7.1
Jennifer Tuggle	32	1984-88	Graduate	Etowah, TN/McMinn Central	F	6-2	97	4.6	2.4
Daedra Charles	32	1988-91	Graduate	Detroit, MI/St. Martin de Porres	C	6-3	105	14.2	8.2

33

Tonya Edwards	33	1986-90	Graduate	Flint, MI/Northwestern	G	5-10	121	10.5	3.5
Nikki Caldwell	33	1990-94	Graduate	Oak Ridge, TN/Oak Ridge	G	5-11	126	5.9	2.2
Kristen "Ace" Clement	33	1997-01	Graduate	Broomall, PA/Cardinal O'Hara	G	5-11	136	5.8	2.4
Ashley Robinson*	33	2001-04	Graduate	Grand Prairie, TX/South Gr.	C	6-5	132	7.0	5.1
Sybil Dosty	33	2004-05	Transfer	Tucson, AZ/Salpointe	C	6-3	62	2.8	2.7
Alberta Auguste	33	2006-08	Graduate	Marrero, LA/John Ehret	F	5-11	75	5.1	2.6
Alyssia Brewer	33	2008-11	Transfer	Sapulpa, OK/Sapulpa	F	6-3	87	6.9	4.6
Alexa Middleton	33	2014-17	Transfer	Murfreesboro, TN/Riverdale	G	5-9	97	4.9	1.7
Marta Suárez	33	2020-	Active	Oviedo, SPAIN/Joaquim Blume Institute	G/F	6-2	22	4.1	3.6

34

Suzanne Barbre	34	1974-78	Graduate	Morristown, TN/Morristown West	G	5-8	64	13.5	4.2
Susan Clower	34	1978-82	Graduate	Kingston, TN/Roane County	G	5-9	139	3.0	1.9
Lisa Webb	34	1983-88	Graduate	Milledgeville, GA/Baldwin County	F	5-9	113	6.4	4.1
Kelli Casteel	34	1988-92	Graduate	Maryville, TN/Maryville	C	6-2	129	6.5	3.4
LaShonda Stephens	34	1996-00	Graduate	Woodstock, GA/Sequoyah	C	6-3	92	2.5	1.9
Courtney McDaniel*	34	2002-04	Graduate	Bristol, TN/Tennessee	C/F	6-1	101	3.5	2.7
Nicci Moats	34	2006-07	Transfer	Daleville, VA/Lord Botetourt	F	6-2	9	0.8	0.9
Faith Dupree	34	2009-10	Transfer	Knoxville, TN/The Webb School	F/C	6-3			

35

Linda Ray*	35	1983-85	Graduate	Norris, TN/Norris	F	5-9	19	1.1	0.8
Melissa McCray	35	1985-89	Graduate	Johnson City, TN/Science Hall	G	5-10	139	6.3	2.7

40

Marci Garner	40	1974-76	Graduate	Maryville, TN	F	5-8			
Kathy O'Neil	40	1976-80	Graduate	Newport, TN/Cocke County	F	5-11	137	5.2	3.5
Lynne Collins	40	1980-84	Graduate	Blacksburg, VA/Blacksburg	F	6-0	126	4.8	3.0
Sabrina Mott	40	1986-87	Graduate	Brentwood, TN/Brentwood	G	5-9	10	0.7	0.4
Teresa Geter	40	1997-99	Transfer	Columbia, SC/Columbia	C	6-3	67	6.1	4.7

LADY VOLS BY NUMBER (CONTINUED)

Shekinna Stricklen	40	2008-12	Graduate	Morrilton, AR/Morrilton	G/F	6-2	139	13.5	6.5
--------------------	----	---------	----------	-------------------------	-----	-----	-----	------	-----

41

None

42

Susan Foulds*	42	1979-80	Graduate	Annandale, VA/Thomas Jefferson	F	5-11	29	1.1	1.0
Pam Cook	42	1982-83	Quit	Duluth, GA/North Gwinnett	G	5-7	27	3.8	2.2
Valerie Freeman	42	1983-85	Medical	Milledgeville, GA/Baldwin County	F	6-0	58	6.2	3.5
Pearl Moore	42	1987-90	Graduate	Harriman, TN/Harriman	F	6-2	39	3.0	2.7
Rochone Dilligard	42	1991-94	Graduate	Lebanon, TN/Lebanon	F	6-1	44	2.2	1.8
Courtney McDaniel*	42	2000-02	Graduate	Bristol, TN/Tennessee	C/F	6-1	101	3.5	2.7

43

Ashley Robinson*	43	2000-01	Graduate	Grand Prairie, TX/South Gr.	C	6-5	132	7.0	5.1
Shyra Ely	43	2001-05	Graduate	Indianapolis, IN/Ben Davis	F	6-2	139	12.0	6.8

44

Jane Pemberton	44	1975-76	Graduate	Deer Lodge, TN	C	5-10			
Patricia Roberts	44	1976-77	Graduate	Monroe, GA/Monroe	F/C	6-1	33	29.9	14.2
Cindy Brogdon	44	1977-79	Graduate	Buford, GA/Greater Atlanta Christian	F	5-10	70	20.8	6.0
Lea Henry	44	1979-83	Graduate	Damascus, GA	G	5-4	134	8.4	1.8
Cheryl Littlejohn	44	1983-87	Graduate	Gastonia, NC/Hunter Huss	C	6-3	118	2.3	1.5
Melissa Smith	44	1989-90	Transfer	Schofield, WI/D.C. Everest	C	6-2	25	1.4	1.2
Michelle Johnson*	44	1992-93	Medical	Shelbyville, TN/Shelbyville Central	F	6-0	38	3.1	2.8
Pashen Thompson	44	1993-97	Graduate	Philadelphia, MS/Philadelphia	C	6-1	130	7.4	6.3
Alex Fuller	44	2004-09	Graduate	Shelbyville, TN/Shelbyville Central	F	6-3	139	5.5	3.8

45

Tanya Haave*	45	1981-84	Graduate	Evergreen, CO/Evergreen	F	6-2	128	13.8	5.9
--------------	----	---------	----------	-------------------------	---	-----	-----	------	-----

50

Karen Morton	50	1982-83	Transfer	Lake City, TN/Lake City	C	6-3	21	11.7	5.5
Debbie Scott	50	1988-90	Transfer	Gallatin, TN/Gallatin	F	6-0	70	4.7	1.9
Tamara Carver	50	1990-91	Transfer	Cosby, TN/Cosby	G	5-6	4	1.0	0.3
Shalon Pillow	50	1998-02	Graduate	Addyston, OH/Taylor	C	6-3	108	2.7	1.5
Tye'sha Fluker	50	2002-06	Graduate	Pasadena, CA/John Muir	C	6-5	140	6.3	4.0

51

Bev Curtis	51	1979	Quit	Acworth, GA/Etowah	F	6-0	6	4.0	2.0
Paula Towns*	51	1980-81	Graduate	Fort Valley, GA/Peach County	F	6-1	117	9.5	6.5
Sonya Cannon	51	1981-85	Graduate	Maryville, TN/Maryville	F	5-8	21	0.7	0.4
Lesia Cecil	51	1985-86	Graduate	Helenvale, TN/Scott County	G	5-2	4	0.8	0.3

52

Gail Dobson	52	1971-75	Graduate	Greenville, TN	C	5-10			
Kathie Greene	52	1975-76	Graduate	New Market, TN	C	6-1			
Emily Roberts	52	1976-77	Graduate	Sharon, TN/Westview	C	5-9	25	2.8	2.3
Debbie Groover	52	1977-81	Graduate	Canton, GA/Cherokee	C	6-0	139	11.4	6.9
Tammy Larkey	52	1981-83	Transfer	Gray, TN/Daniel Boone	C	6-5	42	4.8	3.6
Debbie Hawhee	52	1988-92	Graduate	Greenville, TN/South Greene	F	6-1	107	3.0	1.7
Abby Conklin	52	1993-97	Graduate	Charlestown, IN/Charlestown	F	6-3	143	8.6	3.9
Kelley Cain	52	2007-11	Graduate	Atlanta, GA/St. Pius X	C	6-6	92	8.6	6.2

53

Amy Gamble	53	1983-84	Transfer	Glendale, W.VA./John Marshall	F	5-10	42	3.1	3.1
Dana Johnson	53	1991-95	Graduate	Baltimore, MD/Western	C	6-2	133	12.2	7.8

54

None

55

Cindy Ely	55	1977-81	Graduate	Canton, GA/Cherokee	C	6-2	128	5.0	4.6
Paula Towns*	55	1981-84	Graduate	Fort Valley, GA/Peach County	F	6-1	117	9.5	6.5
Karla Horton	55	1984-87	Graduate	Kershaw, SC/Andrew Jackson	C	6-2	99	9.4	7.8
Nicky Anosike	55	2004-08	Graduate	Staten Island, NY/St. Peter's	F/C	6-4	146	7.5	6.3

* Player who wore more than one number during her UT career

- Numbers not available for Sue Groves, Kryan Lenahan and Sue Schultze (1974) and Freda DeLozier (1975)

GENERAL
STAFF
PLAYERS
REVIEW
HISTORY
FACILITIES
NCAA
SEC
RECORDS
MEDIA INFO



LADY VOLS BY STATE (COUNTRY) / HOMETOWN

ALABAMA (7)

Birmingham

Dye, Alexis 2022

Eufaula

Jackson, Gwen 2000, 01, 02, 03

Hartford

Striplin, Karoline 2022

Hoover

Spencer, Sidney 2004, 05, 06, 07

Huntsville

Morris, Tasheika 2000

Madison

Jones, Jasmine 2013, 14, 15, 16

Muscle Shoals

Puckett, Sara 2022

ARIZONA (1)

Tucson

Dosty, Sybil 2005

ARKANSAS (2)

Jonesboro

Salary, Destiny 2021

Morrilton

Stricklen, Shekinna 2009, 10, 11, 12

CALIFORNIA (4)

Lakewood

Moore, Loree 2002, 03, 04, 05

Sacramento

Baugh, Vicki 2008, 09, 10, 11, 12

Pasadena

Fluker, Tye'sha 2003, 04, 05, 06

Pomona

Wiley-Gatewood, Sa'de 2005

COLORADO (1)

Evergreen

Haave, Tanya 1981, 82, 83, 84

FLORIDA (5)

Clearwater

Redding, Dominique 2004, 05, 06, 07

DeLand

Gordon, Bridgette 1986, 87, 88, 89

Jacksonville

Davis, Rennia 2018, 19, 20, 21

Pensacola

Snow, Michelle 1999, 00, 01, 02

Winter Park

Marr, Pam 1983, 84, 85, 86

GEORGIA (26)

Acworth

Curtis, Bev 1979

Albany

Seay, Jan 1978

Alpharetta

Moss, Lindsey 2006

Americus

Butts, Niya 1997, 98, 99, 00

Atlanta

Cain, Kelley 2008, 09, 10, 11
Kushkituah, Kasiyahna 2018, 19, 20, 21

Buford

Brogdon, Cindy 1978, 79

Canton

Ely, Cindy 1978, 79, 80, 81
Groover, Debbie 1978, 79, 80, 81

Colbert

Collins, Shelia 1983, 83, 84, 85

Damascus

Henry, Lea 1980, 81, 82, 83

Duluth

Cook, Pam 1983

Fayetteville

Nunn, Schaquilla 2017

Flowery Branch

Carter, Andraya 2012, 13, 14, 15

Forsyth

Davis, LaToya 2001, 02, 03, 04

Fort Valley

Towns, Paula 1980, 81, 82, 83

Hampton

Harris, Kamera 2017, 18, 19, 20

Milledgeville

Butts, Tasha 2001, 02, 03, 04
Freeman, Valerie 1984, 85
Webb, Lisa 1984, 85, 86, 87, 88

Monroe

Roberts, Patricia 1977

Norcross

DeShields, Diamond 2015, 16, 17

Powder Springs

Cooper, Te'a 2016, 17, 18, 19

Sylvester

Bozeman, Gina 1981

Woodstock

Manning, Alicia 2009, 10, 11, 12
Stephens, LaShonda 1997, 98, 99, 00

ILLINOIS (5)

Bolingbrook

Massengale, Ariel 2012, 13, 14, 15

Chicago

Moore, Nia 2013, 14, 15, 16

LADY VOLS BY STATE (COUNTRY) / HOMETOWN

Edwardsville

Dunbar, Kortney 2015, 16, 17, 18

Naperville

Parker, Candace 2005, 06, 07, 08

Peoria

McGhee, Carla 1987, 88, 89, 90

INDIANA (6)

Charlestown

Conklin, Abby 1994, 95, 96, 97

Connersville

McDivitt, April 2000, 01, 02

Granger

Smallbone, Sydney 2008, 09, 10, 11

Indianapolis

Bass, Briana 2009, 10, 11, 12
Ely, Shyra 2002, 03, 04, 05

Syracuse

Zolman, Shanna 2003, 04, 05, 06

IOWA (1)

New Virginia

Curry, Elizabeth 2007

KENTUCKY (5)

Forest Hills

Spinks, Kathy 1985, 86, 87, 88

Frankfort

Miles, Brooklynn 2022

LaGrange

Elzy, Kyra 1997, 98, 99, 00, 01

Louisville

Harrison, Lisa 1990, 91, 92, 93

Murray

Todd, Mina 1981

LOUISIANA (1)

Marrero

Auguste, Alberta 2007, 08

MARYLAND (3)

Baltimore

Johnson, Dana 1992, 93, 94, 95
Tucker, Jannah 2014, 15

Waldorf

Collins, Mimi 2019

MASSACHUSETTS (1)

Westwood

Guastalli, Aubrey 2005

MICHIGAN (6)

Canton

Head, Dena 1989, 90, 91, 92

Detroit

Charles, Daedra 1989, 90, 91
Evans, Peggy 1991, 92, 93

Flint

Edwards, Tonya 1987, 88, 89, 90

Muskegon

Walker, Jordan 2021, 22

Saginaw

Clark, Regina 1989, 90, 91, 92

MISSISSIPPI (1)

Philadelphia

Thompson, Pashen 1994, 95, 96, 97

MISSOURI (1)

Lee's Summit

Spani, Taber 2010, 11, 12, 13

NEVADA (1)

Las Vegas

Burrell, Rae 2019, 20, 21, 22

NEW JERSEY (1)

Dunellen

Durham, Kris 1988, 89

NEW YORK (3)

Astoria

Holdsclaw, Chamique 1996, 97, 98, 99

New York

Bobbitt, Shannon 2007, 08

Staten Island

Anosike, Nicky 2005, 06, 07, 08

NORTH CAROLINA (4)

Cary

Key, Tamari 2020, 21, 22

Charlotte

Burdick, Cierra 2012, 13, 14, 15
Johnson, Tiffani 1995, 96, 97

Gastonia

Littlejohn, Cheryl 1984, 85, 86, 87

OHIO (7)

Addyston

Pillow, Shalon 1999, 00, 01, 02

Clarksburg

Noble, Cindy 1979, 80, 81

Cleveland

Randall, Semeka 1998, 99, 00, 01

Columbus

Horston, Jordan 2020, 21, 22

West Chester

Gray, Amber 2009, 10

Mason

Muñoz, Michelle 2002

Northfield

Ward, Vonda 1992, 93, 94, 95

OKLAHOMA (1)

Sapulpa

Brewer, Alyssia 2009, 10, 11

GENERAL

STAFF

PLAYERS

REVIEW

HISTORY

FACILITIES

NCAA

SEC

RECORDS

MEDIA INFO



LADY VOLS BY STATE (COUNTRY) / HOMETOWN

OREGON (5)

Portland

Nared, Jaime 2015, 16, 17, 18
Reynolds, Jordan 2014, 15, 16, 17

Salem

Westbrook, Evina 2018, 19

Springfield

Russell, Mercedes 2014, 15, 16, 17, 18

Tigard

Milligan, Laurie 1995, 96, 97, 98

PENNSYLVANIA (3)

Broomall

Clement, Kristen "Ace" 1998, 99, 00, 01

Macungie

Marciniak, Michelle 1994, 95, 96

Philadelphia

Green, Keyen 21, 22

SOUTH CAROLINA (4)

Carlisle

Jeter, Marlene 1991, 92

Columbia

Geter, Teresa 1998, 99

Hartsville

Phillips, Jasmine 2013

Kershaw

Horton, Karla 1985, 86, 87

TENNESSEE (75)

Alcoa

Marsh, Dawn 1985, 86, 87, 88

Brentwood

Mott, Sabrina 1987

Bristol

McDaniel, Courtney 2001, 02, 03, 04

Calhoun

Brady, Dianne 1974, 75

Chattanooga

Massengill, Jazmine 2019, 20

Clarksville

Graves, Bashaara 2013, 14, 15, 16
Williams, Kamiko 2010, 11, 12, 13

Cleveland

Adams, Jody 1990, 91, 92, 93
Jackson, Brittany 2002, 03, 04, 05
Montgomery, Zandra 1978, 79
Scruggs, Joy 1972, 73, 74, 75

Collierville

McCray, Nikki 1992, 93, 94, 95

Cosby

Carver, Tamara 1991

Crossville

Watson, Jackie 1975, 76, 77

Decatur

Greene, Misty 1996, 97, 98

Deer Lodge

Pemberton, Jane 1975-76

Ducktown

Boggs, Cindy 1975

Etowah

Tuggle, Jennifer 1985, 86, 87, 88

Gallatin

Scott, Debbie 1989, 90

Gatlinburg

McGill, Lisa 1977, 78, 79

Gray

Larkey, Tammy 1982, 83

Greeneville

Dobson, Gail 1972, 73, 74, 75
Hawhee, Debbie 1989, 90, 91, 92

Greenfield

Darby, Tess 2021, 22

Harriman

Moore, Pearl 1988, 89, 90

Helenwood

Cecil, Lesia 1986

Hohenwald

Davis, Susie 1977, 78, 79

Jefferson City

Harper, Jerilynn 1979

Johnson City

McCray, Melissa 1985, 86, 87, 88

Kingston

Clower, Susan 1979, 80, 81, 82

Knoxville

Dupree, Faith 2010
Fancher, Sherri 1977, 78, 79
Graves, Liza 1976, 77, 78
Hatmaker, Pat 1981, 82, 83, 84
Johnson, Glory 2009, 10, 11, 12
McCoy, Jaiden 2020, 21
Smith, Tanika 1994, 95
Snyder, Kristie 1984
Warlick, Holly 1977, 78, 79, 80

LaFollette

Bostic, Sherry 1985, 86

Lake City

Morton, Karen 1983
Sexton, Shelley 1984, 85, 86, 87

Lebanon

Dilligard, Rochone 1992, 93, 94

Lenoir City

Bowman, Nancy 1973, 74, 75

Loudon

Townson, Gay 1987

LADY VOLS BY STATE (COUNTRY) / HOMETOWN

Maryville

Cannon, Sonya 1981, 82, 83, 84
Casteel, Kelli 1989, 90, 91, 92
Garner, Marci 1975, 76
McMahan, Cait 2007, 08, 09
Thomas, Sue 1975, 76, 77

Memphis

Avant, Lauren 2011
Clark, Becky 1980

Morristown

Barbre, Suzanne 1975, 76, 77, 78
Hance, Leanne 1978

Murfreesboro

Hayes, Anastasia 2018
Jackson, Meme 2016, 17, 18, 19
Middleton, Alexa 2015, 16, 17

Nashville

Harrison, Isabelle 2012, 13, 14, 15
Koehler, Janice 1975, 76

New Market

Greene, Kathie 1976

Newport

O'Neil, Kathy 1977, 78, 79, 80

Norris

Ray, Linda 1982, 83, 84, 85

Oak Ridge

Caldwell, Nikki 1991, 92, 93, 94

Oneida

Laxton, Brynae 1996, 97, 98

Pulaski

Frost, Sheila 1986, 87, 88, 89

Sevierville

Edwards, Sarah 1999, 00, 01

Sharon

Roberts, Emily 1977

Shelbyville

Canon, Abby 2005
Canon, Amanda 1999, 00, 01, 02
Fuller, Alex 2005, 06, 07, 08, 09
Johnson, Michelle 1993, 95
Woodsley, Tiffany 1992, 93, 94, 95

South Fulton

Bondurant, Fonda 1976, 77

Sparta

Jolly, Kellie 1996, 97, 98, 99

Winchester

Davis, Latina 1993, 94, 95, 96

TEXAS (7)

Cibolo

Simmons, Meighan 2011, 12, 13, 14

Duncanville

Catchings, Tamika 1998, 99, 00, 01
Green, Zaay 2019, 20

Grand Prairie

Robinson, Ashley 2001, 02, 03, 04

Phillips

Rankin, Jill 1980

Richmond

Smallwood, Kim 1996
Wynn, Kaiya 2022

VIRGINIA (4)

Alexandria

Lawson, Kara 2000, 01, 02, 03

Annandale

Foulds, Susan 1980, 81

Blacksburg

Collins, Lynne 1981, 82, 83, 84

Daleville

Moats, Nicci 2007

WASHINGTON (1)

Spokane Valley

Bjorklund, Angie 2008, 09, 10, 11

WEST VIRGINIA (4)

Charleston

Hornbuckle, Alexis 2005, 06, 07, 08

Glendale

Gamble, Amy 1984

Mullens

Saunders, Emily 2020, 21, 22

Parkersburg

Ostrowski, Mary 1981, 82, 83, 84

WISCONSIN (1)

Schofield

Smith, Melissa 1990

AUSTRALIA (2)

Bendigo

Rennie, Jessie 2020, 21, 22

Melbourne

Brown, Lou 2019, 20

ENGLAND (1)

London

Green, Cheridene 2017, 18, 19

SPAIN (1)

Oviedo

Suárez, Marta 2021, 22

GENERAL

STAFF

PLAYERS

REVIEW

HISTORY

FACILITIES

NCAA

SEC

RECORDS

MEDIA INFO



ALL-TIME LADY VOL COACHES

Name	Years	Yrs.	Won	Lost	Tie	Pct.	Name	Years	Yrs.	Won	Lost	Tie	Pct.
Katherine Williams	1903	1	0	2	0	.000	Joan Cronan	1969-70	2	8	10	0	.444
Jenny Morrill	1904	1	0	2	0	.000	Margaret Hutson	1971-74	4	60	19	0	.759
L.T. Belmont	1905	1	0	4	0	.000	Pat Head Summitt	1974-2012	38	1,098	208	0	.841
Essie Polk	1906	1	0	3	0	.000	Holly Warlick	2012-19	7	172	67	0	.720
T.S. Myers	1907	1	1	1	0	.500	Kellie Harper	2019-	2	38	18	0	.679
W.C. Burnley	1908	1	1	2	0	.333	TOTALS	76 years		1,401	351	2	.799
Andrew Weisenberg	1909	1	1	1	1	.500							
Howard Sandberg	1909-10	1	0	2	0	.000							
Mary Douglas Ayres	1920	1	2	3	0	.400							
Mabel Miller	1922-23	2	4	2	0	.667							
Fay Morgan	1924	1	4	3	0	.571							
Ann Huddle	1925-26	2	12	4	1	.735							
Nancy Lay	1960-68	9	*	*	*	***							

18 coaches in 76 seasons entering 2021-22

* No schedules or results available

NOTE: The 1,401 victories establish the University of Tennessee as the all-time winningest program in NCAA Division I women's basketball history.

ALL-TIME ASSISTANTS & STAFF

COACH	POSITION	YEARS
Jane Albright	Graduate Assistant	1981-83
Kathy Allen	Graduate Assistant	2002-04
Janet Allmon	Graduate Assistant	1983-84
Nicky Anosike	Graduate Manager	2018-19
Debbie Ayers	Volunteer Assistant	1989-90
Josh Baney	Graduate Assistant/Video Coordinator	2012-13/2013-14
Journey Beard	Volunteer Assistant	1982-83
Michael Beaumont	Director of Basketball Operations	2012-19
Alysiyah Bond	Director of Basketball Operations	1998-01
Josh Boucher	Graduate Assistant/Video Coordinator	2014-17
Al Brown	Assistant	1995-02
Greg Brown	GA/Assistant	2002-03/2003-04
Tasha Butts	Graduate Assistant	2004-05
Nikki Caldwell	GA/Assistant	1998-99/2002-08
Daedra Charles-Furlow	Assistant/Director of Character Development	2008-10/2010-12
Shelia Collins	Graduate Assistant	1986-87
Loretta Coughlin	Volunteer Assistant	1980-81
Tony Cross	Volunteer Assistant	1983-84
Elizabeth Curry	Graduate Assistant	2007-09
Caleb Currier	Graduate Manager	2019-21
Nancy Darsch	Assistant	1978-85
Mickie DeMoss	Asst./Assoc. Head/Asst	1985-2001/2001-03/2010-12
Sherry Dihel	Vol. Admin. Asst.	1997-98
Danielle Donehew	Graduate Assistant/Director of Basketball Operations	2001-03/2003-08
Dustin Edwards	Video Coordinator	2010-11
Angel Elderkin	Graduate Assistant/Video Coordinator	2005-06/2006-07
Kyra Elzy	Assistant/Assoc. Head	2012-2015/2015-16
Heather Ervin	Dir. of Recruit. Ops. & Player Personnel/Dir. of Player Relations & Admin.	2016-19/2019-present
Michael Fahey	Video Coordinator	2011-13
Liza Freundt	Director of Recruiting Operations	2021-present
Stephanie Glance	Special Asst./Assistant	2009-10
Lacey Goldwire	Assistant Coach & Recruiting Coordinator	2019-21
Bridgette Gordon	Assistant	2017-19
Catherine Greene	Director of Basketball Operations	2019-present
Jon Harper	Assistant Coach	2019-present
Kellie Harper	Head Coach	2019-present
Kathy Harston	Director of Basketball Operations	2008-12
Sylvia Hatchell	Graduate Assistant	1974-75
David Head	Graduate Assistant	2003-05
Lea Henry	Graduate Assistant	1984-85
Elizabeth Jackson	Graduate Assistant	1976-77
Jessica Jackson	Director of Recruiting Operations	2019-21
Jasmine Jones	Graduate Assistant	2014-17
Cassie Kowaleski	Graduate Assistant	2009-10
Jollette Law	Assistant	2012-17
Angela Lawson	Graduate Assistant	1989-91
Dean Lockwood	Assistant	2004-19
Dawn Marsh	Student Assistant/Part-time Assistant	1988-90
Betsy McAllister	Video Coordinator	2007-10
Joy McCorvey	Assistant Coach	2021-present
Janet McGee	Assistant To Head Coach	2012-19
Corinne Millen	Graduate Assistant	2010-12
Matthew Mitchell	Graduate Assistant	1999-00
Pam Owens	Graduate Assistant	2005-06
Carolyn Peck	Assistant	1993-95
Jill Rankin	Graduate Assistant	1980-81
Sharrona Reaves	Assistant	2016-19
Kelly P. Sahrner	Director of Basketball Operations	1996-98
Zion Sanders	Graduate Assistant	2021-
Shelley Sexton	Graduate Assistant	1988-89
Amber Smith	Graduate Assistant	2013-14
Judy Southard	Graduate Assistant	1977-78
Amber Stocks	GA/Director of Basketball Operations	2000-01/2001-02
Jennifer Sullivan	Assistant Coach	2019-21
Pat Summitt	Head Coach/Head Coach Emeritus	1974-2012/2012-2016
Pam Tanner	Assistant/Graduate Assistant	1990-93
Josh Theis	Graduate Manager/Director of Video & Creative Content	2019-20/21-present
Heidi VanDerwever	Graduate Assistant	1986-88
Alex Varlan	Video Coordinator/Director of Scouting and Analytics	2017-19/2019-21
Holly Warlick	Assistant/Assoc. Head/Head	1985-2004/2005-12/2012-19
Lisa Webb	Graduate Assistant	1988-89
Samantha Williams	Assistant Coach & Recruiting Coordinator	2021-present
Claudia Woody	Graduate Assistant	1978-79



PAT SUMMITT

HEAD COACH: 1974-2012

38 YEARS AS HEAD COACH/4 YEARS AS HEAD COACH EMERITUS
TENNESSEE-MARTIN '74

SUMMITT BY THE NUMBERS

CAREER RECORD

Overall 1,098-208 (.840)

Home: 504-48 (.913)

Away 360-95 (.791)

Neutral 234-65 (.782)

SEC GAMES

Overall: 458-69 (.869)

Home: 204-15 (.932)

Away: 173-37 (.823)

Neutral: 81-17 (.826)

Tournament Games: 69-17 (.795)

NON-CONFERENCE GAMES

Overall: 640-139 (.822)

SEC CHAMPIONSHIPS

Regular Season:

(16 out of 32) 1980, '85, '90, '93, '94, '95, '98, '99, 2000, '01, '02, '03, '04, '07, '10, '11

Tournament Titles:

(16 out of 32) 1980, '85, '88, '89, '92, '94, '96, '98, '99, 2000, '05, '06, '08, '10, '11, '12

VS. RANKED OPPONENTS

Overall: 440-168 (.724)

AP Ranked 1-10: 176-125 (.585)

AP Ranked 11-25: 237-38 (.861)

ESPN Ranked 1-10: 133-82 (.632)

ESPN Ranked 11-25: 203-27 (.883)

VS. UNRANKED OPPONENTS

Overall: 659-40 (.942)

NCAA TOURNAMENT

Overall: 112-23 (.829)

31 1st/2nd Rounds: 48-1

30 Regional Semis: 25-5

25 Regional Finals: 18-7

18 NCAA Final Fours: 21-10

8 NCAA Titles: 1987, '89, '91, '96, '97, '98, 2007, '08

COACHING HONORS

SEC Coach of the Year:

1993, '95, '98, 2001, '03, '04, '07, '11

NCAA Coach of the Year:

1983, '87, '89, '94, '95, '98, 2004

Naismith Coach of the Century:

2000

AMAZING NUMBERS

- Summitt faced 164 different opponents in 1,306 total games and teams from 35 conferences
- 46% of her 1,306 total games were played versus ranked teams (604 total games against ranked opponents) with 440 victories versus ranked opponents
- 161 all-time Lady Vols contributed to her 1,098 wins
- 72% of those all-time players went on to be decorated as Olympians, All-Americans, USA National Team members, All-SEC performers, Academic All-Americans, etc...





THE LEGACY OF PAT SUMMITT (JUNE 14, 1952 TO JUNE 28, 2016)

MAJOR CAREER ACCOMPLISHMENTS

- Her program maintained a 100-percent graduation rate for players who completed their eligibility at Tennessee.
- In August of 2012, the 122nd player under her watch graduated and entered graduate school for her final playing season as a Lady Vol.
- In 38 seasons as head coach at Tennessee (1974-2012), she produced a 1,098-208 record (.840).
- Summitt's career victory total was the most of any coach in the history of NCAA men's or women's basketball at the time of her retirement.
- She guided her teams to eight NCAA National Championships (1987, 1989, 1991, 1996, 1997, 1998, 2007, 2008).
- Tennessee made an unprecedented 31-consecutive appearances in the NCAA Tournament and advanced to a record 18 NCAA Final Fours, winning eight times and finishing second on five occasions.
- Her squads won a combined 32 SEC regular season and tournament championships (16 regular season/16 tournament).
- Tennessee's record during 33 years of play in the SEC under her watch was 317-44 (.878) in the regular season and 69-17 (.802) during the postseason tournament.
- She produced 21 WBCA/Kodak/State Farm All-Americans who earned 36 honors.
- A total of 39 of her players earned All-SEC distinction, combining to garner 82 honors.
- Fourteen of her players were named to Olympic Teams.
- Sent 34 of her players on to the WNBA, including 15 drafted in the first round and three picked No. 1 overall.
- A total of 62 players who were mentored in the UT program by Summitt went on to basketball coaching or administrative positions in the professional, college or high school ranks.
- Coached U.S. Olympic Women's Basketball Team to gold medal at 1984 Los Angeles Olympiad.
- Also selected as assistant on 1980 U.S. Olympic Team and for various other international competitions.
- Was co-captain player on silver-medal-winning 1976 U.S. Olympic squad while employed as coach at Tennessee.
- Among hundreds of honors, she received the Presidential Medal of Freedom from President Barack Obama during a ceremony at the White House on May 29, 2012.
- USA TODAY named her as one of its "100 Women of the Century" on Aug. 14, 2020, on the 100th anniversary of the 19th Amendment.

MAJOR COACHING AWARDS

- Summitt was named as the Naismith Coach of the Century in April 2000.
- In July 2009, *The Sporting News* named the "50 Greatest Coaches of All-Time." Summitt was voted 11th and was the only woman on the list.
- She became the first female recipient of the Legends of Coaching Award, which was adopted by the John R. Wooden Award Committee in 1999. The award recognizes the lifetime achievement of coaches who exemplify the late Coach Wooden's high standards of coaching success and personal achievement.
- After winning her eighth NCAA title, Summitt received the prestigious John R. Wooden Legends of Coaching lifetime achievement award in Los Angeles, Calif., on April 12, 2008.
- In 1990, Summitt received the most prestigious award given by the Basketball Hall of Fame, the John Bunn Award. Summitt was the first female to receive the award in the Hall's history.
- Named 2011 *Sports Illustrated* Sportswoman of the Year (along with Sportsman of the Year, Duke men's coach Mike Krzyzewski on Dec. 6, 2011).
- Summitt was named 1987, 1989, 1994, 1998 and 2004 Naismith College Coach of the Year and 1998 AP Coach of the Year.
- She was chosen WBCA/Converse Coach of the Year in 1983 and 1995 and the IKON/WBCA Coach of the Year in 1998.
- She was named SEC Coach of the Year eight times (1993, 1995, 1998, 2001, 2003, 2004, 2007, 2011).

HALL OF FAME MEMBERSHIP

- Summitt was inducted into the Naismith Memorial Basketball Hall of Fame in Springfield, Mass., on Oct. 13, 2000, the first time she was eligible for the Hall's ballot.
- A little more than a year earlier, Summitt was inducted into the Women's Basketball Hall of Fame in the 1999 inaugural class.
- In October 1990, Summitt was enshrined in the Women's Sports Foundation Hall of Fame at a gala event in New York City.
- In April 1996, she was inducted into the National Association for Sport and Physical Education's Hall of Fame.
- She was inducted into the Tennessee Women's Hall of Fame on June 17, 2011.
- Summitt was a 2003 inductee into the Tennessee Sports Hall of Fame.
- The Greater Knoxville Sports Hall of Fame welcomed her in 1992.
- In November 2012, Summitt was inducted into the Lady Vol (now Univ. of Tennessee Athletics) Hall of Fame.

PAT SUMMITT YEAR-BY-YEAR

Year	Regular Season	Postseason	Overall	Finish
1974-75	11-6	5-2	16-8	State
1975-76	12-8	4-3	16-11	2nd State
1976-77	20-3	8-2	28-5	3rd Final Four
1977-78	22-2	5-2	27-4	1st AIAW Poll
1978-79	22-7	8-2	30-9	3rd Final Four
1979-80	25-3	8-2	33-5	2nd Final Four
1980-81	16-5	9-1	25-6	2nd Final Four
1981-82	17-8	5-2	22-10	3rd Final Four
1982-83	21-6	4-2	25-8	2nd NCAA Regional
1983-84	19-8	4-2	23-10	2nd Final Four
1984-85	18-9	4-1	22-10	3rd NCAA Regional
1985-86	21-8	3-2	24-10	3rd Final Four
1986-87	22-5	6-1	28-6	NCAA Champions
1987-88	25-2	6-1	31-3	3rd Final Four
1988-89	27-2	8-0	35-2	NCAA Champions
1989-90	23-4	4-2	27-6	2nd NCAA Regional
1990-91	23-4	7-1	30-5	NCAA Champions
1991-92	24-2	4-1	28-3	3rd NCAA Regional
1992-93	27-1	2-2	29-3	2nd NCAA Regional
1993-94	26-1	5-1	31-2	3rd NCAA Regional
1994-95	27-1	7-2	34-3	2nd Final Four
1995-96	23-4	9-0	32-4	NCAA Champions
1996-97	21-9	8-1	29-10	NCAA Champions
1997-98	30-0	9-0	39-0	NCAA Champions
1998-99	25-2	6-1	31-3	2nd NCAA Regional
1999-00	25-3	8-1	33-4	2nd Final Four
2000-01	28-1	3-2	31-3	3rd NCAA Regional
2001-02	24-3	5-2	29-5	3rd Final Four
2002-03	26-3	7-2	33-5	2nd Final Four
2003-04	25-2	6-2	31-4	2nd Final Four
2004-05	23-4	7-1	30-5	3rd Final Four
2005-06	25-4	6-1	31-5	2nd NCAA Regional
2006-07	27-2	7-1	34-3	NCAA Champions
2007-08	27-2	9-0	36-2	NCAA Champions
2008-09	20-9	2-2	22-11	NCAA First Round
2009-10	27-2	5-1	32-3	NCAA 3rd NCAA Regional
2010-11	28-2	6-1	34-3	NCAA 2nd NCAA Regional
2011-12	21-8	6-1	27-9	NCAA 2nd NCAA Regional
Totals	873-155 (.850)	225-53 (.807)	1,098-208 (.840)	



Collegiate Record: 1,098-208 (.841)

International Record: 63-4 (.940)

Overall Record: 1,161-212 (.846)

GENERAL

STAFF

PLAYERS

REVIEW

HISTORY

FACILITIES

NCAA

SEC

RECORDS

MEDIA INFO



LADY VOL HONOREES

There are 72 categories of prominent honors that have been received by Lady Vol basketball players over the years. One-hundred-thirty-four Lady Vols, 68 percent of the all-time roster of 197 players (through those on 2020-21 roster), have received recognition in one of these categories. Fifteen players distinguish themselves by appearing in a double-digit number of categories: Chamique Holdsclaw 37; Candace Parker 32; Tamika Catchings 24; Bridgette Gordon, 20; Glory Johnson and Kara Lawson, 16; Dena Head, 13; Daedra Charles and Nikki McCray, 12; Michelle Marciniak, Semeka Randall and Shekinna Stricklen, 11; and Angie Bjorklund, Cierra Burdick and Tanya Haave, 10.

OLYMPIC PLAYERS

Cindy Brogdon 1976 (Silver)
 Tamika Catchings 2004 (Gold), '08 (Gold), '12 (Gold), '16 (Gold)
 Daedra Charles 1992 (Bronze)
 Bridgette Gordon 1988 (Gold)
 Lea Henry 1984 (Gold)
 Chamique Holdsclaw 2000 (Gold)
 Kara Lawson 2008 (Gold)
 Nikki McCray 1996 (Gold), 2000 (Gold)
 Carla McGhee 1996 (Gold)
 Cindy Noble 1980 (Boycott), '84 (Gold)
 Candace Parker 2008 (Gold), '12 (Gold)
 Jill Rankin 1980 (Boycott)
 Patricia Roberts 1976 (Silver)
 Holly Warlick 1980 (Boycott)

USA NATIONAL TEAM PLAYERS

Cindy Brogdon 1976-78
 Tamika Catchings 2002, '04, '06-'16
 Daedra Charles 1989, '92, '94
 Shelia Collins 1983
 Latina Davis 1995
 Diamond DeShields 2019-20
 Tonya Edwards 1997
 Peggy Evans 1993
 Sheila Frost 1988
 Bridgette Gordon 1987-88, 1991
 Debbie Groover 1979
 Tanya Haave 1982
 Dena Head 1991-94
 Lea Henry 1980-84
 Chamique Holdsclaw 1997-00
 Dana Johnson 1994
 Glory Johnson 2011, '13
 Kara Lawson 2001, '06-10
 Michelle Marciniak 1995-99
 Nikki McCray 1993, '95-96, '98-00
 Carla McGhee 1987, '93-96
 Loree Moore 2003
 Cindy Noble 1979-80, '83-84
 Mary Ostrowski 1981, '85
 Candace Parker 2006-15
 Semeka Randall 1998
 Jill Rankin 1979-80
 Patricia Roberts 1976-78
 Michelle Snow 2004, '06-08
 Sidney Spencer 2008
 Shekinna Stricklen 2011
 Holly Warlick 1978-80
 Tiffany Woosley 1994

USA JUNIOR NATIONAL TEAM PLAYERS

Jody Adams 1990
 Nicky Anosike 2005, '07
 Vicki Baugh 2006-07
 Angie Bjorklund 2007
 Alyssia Brewer 2008
 Cierra Burdick 2009-11
 Kelley Cain 2006
 Andraya Carter 2010
 Tamika Catchings 1997-98
 Kristen Clement 1997
 Susan Clower, 1978-79
 Shelia Collins 1982
 Abby Conklin, 1993-94
 Latina Davis, 1993-94
 Diamond DeShields, 2010-12, '15
 Kris Durham 1986-88
 Tonya Edwards 1986-87
 Cindy Ely 1977-78
 Kyra Elzy 1997
 Peggy Evans 1991-92
 Sheila Frost 1986
 Bridgette Gordon 1986
 Bashaara Graves, 2009-10, '12-'13
 Debbie Groover 1977
 Tanya Haave 1981
 Lisa Harrison 1991
 Dena Head 1989
 Lea Henry 1978-79
 Chamique Holdsclaw 1995
 Dana Johnson 1991-93
 Glory Johnson, 2007
 Tiffany Johnson 1996
 Tammy Larkey 1981
 Kara Lawson 1998
 Michelle Marciniak 1989-93
 Pam Marr 1983
 Dawn Marsh 1985-86

Ariel Massengale 2009-11, '13
 Cait McLahan 2005
 Loree Moore 2000-01
 Karen Morton 1982, 1983
 Mary Ostrowski 1978-80
 Candace Parker 2003-04
 Semeka Randall 1996-97
 Ashley Robinson 2000
 Mercedes Russell, 2011-12, '15
 Michelle Snow 2000
 Taber Spani, 2009
 Shekinna Stricklen, 2007-08
 Pashen Thompson 1994
 Vonda Ward 1989-90, 1993
 Holly Warlick 1977
 Tiffany Woosley 1992-93

USA 3x3 TEAM PLAYERS

Cierra Burdick 2014

U.S. OLYMPIC FESTIVAL PLAYERS

Jody Adams 1990
 Daedra Charles 1987
 Susan Clower 1978-79
 Shelia Collins 1982
 Abby Conklin 1993-94
 Latina Davis 1993
 Kris Durham 1986-87
 Tonya Edwards 1986
 Cindy Ely 1978
 Peggy Evans 1991
 Sheila Frost 1986
 Amy Gamble 1982-83
 Bridgette Gordon 1986
 Tanya Haave 1981
 Lisa Harrison 1991
 Dena Head 1987
 Lea Henry 1978-79
 Chamique Holdsclaw 1995
 Marlene Jeter 1989
 Dana Johnson 1991
 Tammy Larkey 1981
 Michelle Marciniak 1989-91
 Pam Marr 1983
 Dawn Marsh 1985-86
 Laurie Milligan 1995
 Karen Morton 1982-83
 Mary Ostrowski 1978-79
 Pashen Thompson 1994
 Vonda Ward 1989-90

WBCA/KODAK/STATE FARM ALL-AMERICANS

Cindy Brogdon (F) 1976, '78, '79
 Tamika Catchings (F) 1998, '99, '00, '01
 Daedra Charles (C) 1990, 1991
 Shelia Collins (G) 1985
 Shyra Ely (F) 2004
 Bridgette Gordon (F) 1988, '89
 Tanya Haave (F) 1983
 Lisa Harrison (F) 1993
 Dena Head (G) 1992
 Chamique Holdsclaw (F) 1996, '97, '98, '99
 Glory Johnson (F), 2012
 Kara Lawson (G) 2003
 Nikki McCray (F) 1994, '95
 Cindy Noble (C) 1981
 Mary Ostrowski (F) 1982
 Candace Parker (F) 2006, '07, '08
 Semeka Randall (G) 1999, 2000
 Jill Rankin (C) 1979, '80
 Patricia Roberts (C) 1977
 Shekinna Stricklen (G/F) 2011
 Holly Warlick (G) 1980

NAISMITH PLAYER OF THE CENTURY (1900s)

Chamique Holdsclaw 2000

NAISMITH PLAYER OF THE YEAR

Chamique Holdsclaw 1998, '99
 Tamika Catchings 2000
 Candace Parker 2008

NAISMITH ALL-AMERICA TEAM

Tamika Catchings 1999, '00
 Daedra Charles 1991
 Bridgette Gordon 1988, '89
 Lisa Harrison 1993
 Dena Head 1992
 Chamique Holdsclaw 1997, '98, '99

Michelle Marciniak 1996
 Nikki McCray 1994, 1995
 Candace Parker 2007, '08

ASSOCIATED PRESS PLAYER OF THE YEAR

Chamique Holdsclaw 1998, '99
 Tamika Catchings 2000
 Candace Parker 2008

ASSOCIATED PRESS ALL-AMERICA TEAM

Angie Bjorklund 2010 (HM), '11 (HM)
 Shannon Bobbitt 2008 (HM)
 Cierra Burdick 2015 (HM)
 Tamika Catchings 1999 (1st), '00 (1st), '01 (2nd)
 Renna Davis 2020 (HM), '21 (HM)
 Shyra Ely 2004 (3rd)
 Bahaara Graves 2016 (HM)
 Isabelle Harrison 2014 (HM), '15 (HM)
 Chamique Holdsclaw 1997 (1st), '98 (1st), '99 (1st)
 Gwen Jackson 2001 (HM), '03 (HM)
 Glory Johnson 2012 (HM)
 Kellie Jolly 1995 (HM)
 Kara Lawson 2001 (HM), '02 (3rd), '03 (2nd)
 Jaime Nared 2018 (HM)
 Candace Parker 2006 (2nd), '07 (1st), '08 (1st)
 Semeka Randall 1999 (2nd), '00 (2nd), '01 (HM)
 Mercedes Russell 2017 (HM)
 Meighan Simmons 2011 (HM), '13 (3rd), '14 (HM)
 Michelle Snow 2001 (HM), '02 (HM)
 Shekinna Stricklen 2010 (HM), '11 (3rd), '12 (3rd)

ESPY AWARDS FEMALE ATHLETE OF THE YEAR

Chamique Holdsclaw 1999
 Candace Parker 2008

ESPY AWARDS FEMALE COLLEGIATE ATHLETE OF THE YEAR

Candace Parker 2008

ESPY AWARDS WOMEN'S BASKETBALL PLAYER OF THE YEAR

Tamika Catchings 2001
 Chamique Holdsclaw 1998, '99

ESPY AWARDS UNDERARMOUR UNDENIABLE PERFORMANCE AWARD

2007 Team

HONDA-BRODERICK CUP ATHLETE OF THE YEAR

Chamique Holdsclaw 1998
 Candace Parker 2008

HONDA SPORTS AWARD

Bridgette Gordon 1989
 Chamique Holdsclaw 1997, '98
 Candace Parker 2007, '08

NCAA WOMAN OF THE YEAR

Nicky Anosike 2008
 Glory Johnson 2012 (top 30)
 Kara Lawson 2003 (finalist)

ESPN.COM NATIONAL PLAYER OF THE YEAR

Candace Parker 2008

SPORTING NEWS PLAYER OF THE YEAR

Chamique Holdsclaw 1998, '99

SPORTING NEWS ALL-AMERICA TEAM

Tamika Catchings 1999, '00
 Chamique Holdsclaw 1998, '99
 Semeka Randall 1999 (2nd)

SPORTS ILLUSTRATED PLAYER OF THE YEAR

Chamique Holdsclaw 1998, '99

SPORTS ILLUSTRATED ALL-AMERICA TEAM

Tamika Catchings 1999, '00
 Chamique Holdsclaw 1998, '99

STATE FARM WADE TROPHY WINNER

Daedra Charles 1991
 Candace Parker 2007

LADY VOL HONOREES (CONTINUED)

AAU SULLIVAN AWARD

Chamique Holdsclaw 1999

USA BASKETBALL PLAYER OF THE YEAR

Chamique Holdsclaw 1997
Cindy Noble 1982

U.S. BASKETBALL WRITERS OF AMERICA PLAYER OF THE YEAR

Chamique Holdsclaw 1998, '99
Tamika Catchings 2000
Candace Parker 2007, '08

U.S. BASKETBALL WRITERS OF AMERICA FRESHMAN OF THE YEAR

Chamique Holdsclaw 1996
Tamika Catchings 1998
Shekinna Stricklen 2009

FRANCIS POMEROY NAISMITH AWARD

Kara Lawson 2003

WBCA PLAYER OF THE YEAR

Chamique Holdsclaw 1998, '99
Tamika Catchings 2000

WOODY HAYES AWARD

Kara Lawson 2004

JOHN R. WOODEN PLAYER OF THE YEAR

Candace Parker 2007, '08

JOHN R. WOODEN ALL-AMERICA TEAM

Candace Parker 2007, '08

NAISMITH COACH OF THE CENTURY (1900s)

Pat Summitt 2000

ASSOCIATED PRESS COACH OF THE YEAR

Pat Summitt 1998

ESPY COACH/MANAGER OF THE YEAR

Pat Summitt 2008

ESPY AWARDS/ARTHUR ASHE COURAGE AWARD

Pat Summitt 2012

NAISMITH COACH OF THE YEAR

Pat Summitt 1987, '89, '94, '98, '04

WBCA-CONVERSE COACH OF THE YEAR

Pat Summitt 1983, '95, '98

WBCA-SPALDING MAGGIE DIXON DIV. I ROOKIE COACH OF THE YEAR

Holly Warlick 2013

THE JOHN AND NELLIE WOODEN COACH OF THE YEAR

Pat Summitt 1998

JOHN R. WOODEN LEGENDS OF COACHING AWARD

Pat Summitt 2008

USA BASKETBALL WRITERS OF AMERICA COACH OF THE YEAR

Pat Summitt 1998

ESPY AWARDS CO-TEAM OF THE DECADE (1990s)

Jody Adams 1989-93
Niya Butts 1996-2000
Nikki Caldwell 1990-94
Amanda Canon 1998-02
Tamara Carver 1990-91
Kelli Casteel 1988-92
Tamika Catchings 1997-01
Daedra Charles 1988-91
Regina Clark 1988-92
Kristen "Ace" Clement 1997-01
Abby Conklin 1993-97
Latina Davis 1992-96
Rochone Dilligard 1991-94
Sarah Edwards 1998-01
Tonya Edwards 1986-90
Kyra Elzy 1996-01
Peggy Evans 1990-93
Teresa Geter 1997-99
Misty Greene 1995-98
Lisa Harrison 1989-93
Debbie Hawhee 1988-92
Dena Head 1988-92
Chamique Holdsclaw 1995-99
Marlene Jeter 1990-92

Dana Johnson 1991-95
Michelle Johnson 1993, 1995
Tiffani Johnson 1994-97
Kellie Jolly 1995-99
Brynae Laxton 1995-98
Michelle Marciniak 1993-96
Nikki McCray 1991-95
Carla McGhee 1986-90
Laurie Milligan 1994-98
Paul Moore 1987-90
Shalon Pillow 1998-02
Semeka Randall 1997-01
Debbie Scott 1988-90
Kim Smallwood 1995-96
Melissa Smith 1989-90
Tanika Smith 1993-95
Michelle Snow 1998-02
Lashonda Stephens 1996-2000
Pashen Thompson 1993-97
Vonda Ward 1991-95
Tiffany Woosley 1991-95

KODAK 25th ANNIVERSARY TEAM

Chamique Holdsclaw 1999

NCAA TEAM OF THE DECADE (1980s)

Brigitte Gordon (F)

NCAA 25th ANNIVERSARY TEAM

Chamique Holdsclaw
Brigitte Gordon
Pat Summitt (coach)

NCAA POSTGRADUATE SCHOLARSHIPS

Tanya Haave 1984
Lea Henry 1983

CoSIDA ACADEMIC ALL-AMERICAN OF THE YEAR

Jill Rankin 1980
Candace Parker 2008

GTE/CoSIDA ALL-TIME ACADEMIC ALL-AMERICA BASKETBALL TEAM

Jill Rankin (2nd)

CoSIDA ACADEMIC ALL-AMERICA TEAM

Nicky Anosike 2008 (2nd)
Angie Bjorklund 2010 (1st), '11 (2nd)
Cierra Burdick 2015 (2nd)
Peggy Evans 1992 (3rd)
Tanya Haave 1983 (3rd), '84 (1st)
Lea Henry 1983 (3rd)
Glory Johnson 2012 (1st)
Kara Lawson 2003 (1st)
Candace Parker 2007 (2nd), '08 (1st)
Jill Rankin 1980 (1st)
Shanna Zolman 2006 (1st)

ARTHUR ASHE JR. FEMALE SPORTS SCHOLAR OF THE YEAR

Andraya Carter 2016

WBCA NAT'L PLAYER OF THE MONTH

Candace Parker (January) 2008

NCAA TOURNAMENT MOST OUTSTANDING PLAYER

Tonya Edwards 1987
Brigitte Gordon 1989
Chamique Holdsclaw 1997, '98
Michelle Marciniak 1996
Candace Parker 2007, '08

NCAA ALL-FINAL FOUR TEAM

Nicky Anosike 2007, '08
Shannon Bobbitt 2007, '08
Tamika Catchings 1998, '00
Daedra Charles 1991
Tonya Edwards 1987
Shella Frost 1989
Brigitte Gordon 1987, '89
Dena Head 1991
Chamique Holdsclaw 1996, '97, '98
Gwen Jackson 2003
Tiffani Johnson 1996
Kellie Jolly 1997, '98
Kara Lawson 2003
Michelle Marciniak 1996
Nikki McCray 1995
Mary Ostrowski 1984
Candace Parker 2007, '08
Shanna Zolman 2004

NCAA REGIONAL TOURNAMENT MOST OUTSTANDING PLAYER

Kelli Casteel 1991 (Midwest)

Tamika Catchings 2000 (Midwest)
Shella Collins 1982 (Midwest)
Latina Davis 1996 (East)
Brigitte Gordon 1987 (Midwest), '89 (East)
Chamique Holdsclaw 1997 (Midwest), '98 (Midwest)
Gwen Jackson 2003 (Midwest)
Dawn Marsh 1988 (East)
Nikki McCray 1995 (Midwest)
Mary Ostrowski 1984 (Midwest)
Candace Parker 2007 (Dayton), 2008 (Oklahoma City)
Shelley Sexton 1986 (Midwest)

NCAA ALL-REGIONAL TOURNAMENT TEAMS

Jody Adams 1991 (Midwest)
Shannon Bobbitt 2007 (Dayton)
Cierra Burdick 2015 (Spokane)
Tasha Butts 2004 (Midwest)
Kelli Casteel 1991 (Midwest)
Tamika Catchings 1999 (East), 2000 (Midwest)
Daedra Charles 1990 (East), 1991 (Midwest)
Shella Collins 1982 (Midwest), 1985 (Midwest)
Latina Davis 1996 (East)
LaToya Davis 2004 (Midwest)
Diamond DeShields 2016 (Sioux Falls)
Shyra Ely 2002 (Midwest), 2003 (Midwest), 2004 (Midwest), 2005 (Philadelphia)
Shella Frost 1986 (Midwest), 1987 (Midwest), 1989 (East)
Brigitte Gordon 1987 (Midwest), 1988 (East), 1989 (East)
Tanya Haave 1983 (Midwest), 1984 (Midwest)
Lisa Harrison 1993 (Midwest)
Dena Head 1990 (East)
Chamique Holdsclaw 1996 (East), 1999 (East), 1997 (Midwest), 1998 (Midwest)
Alexis Hornbuckle 2008 (Oklahoma City)
Gwen Jackson 2002 (Midwest), 2003 (Midwest)

Dana Johnson 1995 (Midwest)
Glory Johnson 2012 (Des Moines)
Kellie Jolly 1997 (Midwest)
Kara Lawson 2003 (Midwest)
Michelle Marciniak 1995 (Midwest), 1996 (East)

Dawn Marsh 1988 (East)
Ariel Massengale 2015 (Spokane)
Nikki McCray 1994 (Midwest), 1995 (Midwest)
Mary Ostrowski 1984 (Midwest)
Candace Parker 2006 (Cleveland), 2007 (Dayton), 2008 (Oklahoma City)
Semeka Randall 1998 (Midwest), 2000 (Midwest)
Mercedes Russell 2016 (Sioux Falls)
Shelley Sexton 1986 (Midwest)
Meighan Simmons 2014 (Louisville)
Taber Spani 2013 (Oklahoma City)
Shekinna Stricklen 2011 (Dayton), 2012 (Des Moines)
Pashen Thompson 1997 (Midwest)
Kamiko Williams 2013 (Oklahoma City)
Tiffany Woosley 1993 (Midwest)
Shanna Zolman 2005 (Philadelphia), 2006 (Cleveland)

SEC COACH OF THE YEAR

Pat Summitt 1993, '95, '98, '01, '03, '04, '07, '11
Holly Warlick 2013

SEC FEMALE ATHLETE OF THE YEAR

Brigitte Gordon 1989
Daedra Charles 1991
Chamique Holdsclaw 1998, '99
Candace Parker 2008

ALL-SEC TEAM

AP had All-SEC Teams from 1997-2019
C indicates Coaches' Team; AP indicates Associated Press Team; HM indicates honorable mention
Angie Bjorklund 2009 (2nd-C; HM-AP), '10 (1st-C & AP)
Shannon Bobbitt 2008 (2nd-C & AP)
Cierra Burdick 2015 (1st-C; 2nd-AP)
Rae Burrell 2021 (2nd-C)
Tasha Butts 2004 (2nd-C; 3rd-AP)
Kelley Cain 2010 (1st-C & AP)
Tamika Catchings 1998 (1st-C & AP), '99 (1st-C & AP), '00 (1st-C & AP), '01 (C-2nd; 3rd-AP)
Kristen "Ace" Clement 2001 (HM-AP)
Daedra Charles 1990 (1st-C), '91 (1st-C)
Shella Collins 1985 (1st-C)
Abby Conklin 1997 (2nd-C; HM-AP)

GENERAL

STAFF

PLAYERS

REVIEW

HISTORY

FACILITIES

NCAA

SEC

RECORDS

MEDIA INFO



LADY VOL HONOREES (CONTINUED)

Latina Davis 1996 (2nd-C)
 Rennie Davis 2019 (2nd-C & AP), '20 (1st-C, '21 (1st-C)
 Diamond DeShields 2016 (2nd-AP), '17 (1st-C; 2nd-AP)
 Tonya Edwards 1988 (2nd-C), '90 (1st-C)
 Shyra Ely 2004 (1st-C & AP), '05 (1st-C & AP)
 Peggy Evans 1992 (1st-C), '93 (2nd-C)
 Sheila Frost 1987 (1st-C), '88 (1st-C), '89 (1st-C)
 Bridgette Gordon 1986 (1st-C), '87 (1st-C), '88 (1st-C), '89 (1st-C)
 Bashaara Graves 2013 (1st-C; 2nd-AP), '16 (2nd-AP)
 Tanya Haave 1983 (1st-C), '84 (1st-C)
 Isabelle Harrison 2014 (1st-C & AP), '15 (1st-C; 2nd-AP)
 Lisa Harrison 1993 (1st-C)
 Dena Head 1990 (2nd-C), '91 (1st-C), '92 (1st-C)
 Lea Henry 1983 (1st-C)
 Chamique Holdscraw 1996 (1st-C), '97 (1st-C & AP), '98 (1st-C & AP), '99 (1st-C & AP)
 Alexis Hornbuckle 2006 (2nd-C), '07 (1st-C & AP), '08 (1st-C; 2nd-AP)
 Gwen Jackson 2001 (1st-C; 2nd-AP), '03 (1st-C; 2nd-AP)
 Dana Johnson 1994 (1st-C), '95 (1st-C)
 Glory Johnson 2011 (1st-C & AP), '12 (1st-C & AP)
 Kellie Jolly 1999 (2nd-C)
 Kara Lawson 2000 (1st-C; 2nd-AP), '01 (1st-C; 2nd-AP), '02 (1st-C & AP), '03 (1st-C & AP)
 Michelle Marciniak 1995 (1st-C), '96 (2nd-C)
 Dawn Marsh 1988 (2nd-C)
 Melissa McCray 1989 (2nd-C)
 Nikki McCray 1993 (2nd-C), '94 (1st-C), '95 (1st-C)
 Jaime Nared 2017 (2nd-C), '18 (1st-C & 2nd-AP)
 Mary Ostrowski 1982 (1st-C), '84 (1st-C)
 Candace Parker 2006 (1st-C; 2nd-AP), '07 (1st-C & AP), '08 (1st-C & AP)
 Semeka Randall 1998 (2nd-C & AP), '99 (1st-C & AP), '00, (1st-C; 2nd-AP), '01 (2nd-C; 3rd-AP)
 Ashley Robinson 2001 (HM-AP)
 Mercedes Russell 2017 (2nd-C & AP), '18 (1st-C & 2nd-AP)
 Meighan Simmons 2011 (2nd-C & AP), '13 (1st-C & AP), '14 (1st-C & AP)
 Michelle Snow 2000 (2nd-C; HM-AP), '01 (1st-C; 2nd-AP), '02 (2nd-C & AP)
 Sidney Spencer 2007 (2nd-C; HM-AP)
 Shekinna Stricklen 2009 (2nd-C; HM-AP), '10 (2nd-C & AP), '11 (1st-C & AP), '12 (1st-C & AP)
 Paula Towns 1982 (1st-C)
 Tiffany Woosley 1993 (1st-C), '94 (2nd-C)
 Shanna Zolman 2004 (2nd-C), '05 (2nd-C & AP), '06 (1st-C; 2nd-AP)

SEC ALL-DEFENSIVE TEAM

Kelley Cain 2010
 Alexis Hornbuckle 2008
 Glory Johnson 2011, '12
 Tamari Key 2011

SEC PLAYER OF THE YEAR

Bridgette Gordon 1989 (C)
 Dena Head 1992 (C)
 Nikki McCray 1994 (C), '95 (C)
 Chamique Holdscraw 1998 (C & AP), '99 (C & AP)
 Candace Parker 2007 (C & AP)
 Meighan Simmons 2013-Co (C), '14 (AP)
 Shekinna Stricklen 2011-Co (C)

SEC DEFENSIVE PLAYER OF THE YEAR

Glory Johnson 2012

SEC 6TH WOMAN OF THE YEAR

Alyssia Brewer 2010
 Anastasia Hayes 2018

SEC FRESHMAN OF THE YEAR

Angie Bjorklund 2008 (C & AP)
 Tamika Catchings 1998 (C & AP)
 Bridgette Gordon 1986 (C)
 Bashaara Graves 2013 (C & AP)
 Dena Head 1989 (C)
 Chamique Holdscraw 1996 (C)
 Candace Parker 2006 (C & AP)
 Meighan Simmons 2011 (C & AP)

SEC ALL-FRESHMAN TEAM

Nicky Anosike 2005

Angie Bjorklund 2008
 Nikki Caldwell 1991
 Andraya Carter 2014
 Tamika Catchings 1998
 Te'a Cooper 2016
 Latina Davis 1993
 Rennie Davis 2018
 Kris Durham 1988
 Tonya Edwards 1987
 Shyra Ely 2002
 Peggy Evans 1991
 Bridgette Gordon 1986
 Bashaara Graves 2013
 Zaay Green 2019
 Lisa Harrison 1990
 Dena Head 1989
 Chamique Holdscraw 1996
 Alexis Hornbuckle 2005
 Jordan Horston 2020
 Gwen Jackson 2000
 Dana Johnson 1992
 Tiffany Johnson 2009
 Tiffani Johnson 1995
 Kara Lawson 2000
 Ariel Massengale 2012
 Loree Moore 2002
 Candace Parker 2006
 Semeka Randall 1998
 Ashley Robinson 2001
 Meighan Simmons 2011
 Sidney Spencer 2004
 Shekinna Stricklen 2009
 Marta Suárez 2021
 Pashen Thompson 1994
 Evina Westbrock 2018
 Tiffany Woosley 1992
 Shanna Zolman 2003

SEC TOURNAMENT MVP

Alyssia Brewer 2010
 Sheila Collins 1985
 Shyra Ely 2005
 Bridgette Gordon 1988, '89
 Isabelle Harrison 2014
 Dena Head 1992
 Chamique Holdscraw 1998, '99
 Glory Johnson 2012
 Candace Parker 2006, '08
 Jill Rankin 1980
 Shekinna Stricklen 2011
 Tiffany Woosley 1994

SEC ALL-TOURNAMENT TEAM

Angie Bjorklund 2009, '11
 Shannon Bobbitt 2008
 Alyssia Brewer 2010
 Cierra Burdick 2014, '15
 Tamika Catchings 1998, '99, '00
 Daedra Charles 1990, '91
 Shelia Collins 1985
 Diamond DeShields 2016
 Shyra Ely 2004, 2005
 Peggy Evans 1992
 Sheila Frost 1989
 Bridgette Gordon 1988, '89
 Tanya Haave 1982, '83
 Isabelle Harrison 2014
 Dena Head 1989, '90, '92
 Chamique Holdscraw 1996, '97, '98, '99
 Alexis Hornbuckle 2007
 Brittany Jackson 2005
 Dana Johnson 1994, '95
 Glory Johnson 2012
 Kara Lawson 2002, '03
 Alicia Manning 2010
 Michelle Marciniak 1996
 Dawn Marsh 1985
 Nikki McCray 1994, '95
 Cindy Noble 1980
 Mary Ostrowski 1982
 Candace Parker 2006, '08
 Semeka Randall 1998
 Jill Rankin 1980
 Jordan Reynolds 2015
 Michelle Snow 1999, '00
 Taber Spani 2013
 Sidney Spencer 2006
 Kathy Spinks 1987
 Shekinna Stricklen 2010, '11, '12
 Holly Warlick 1980
 Tiffany Woosley 1994
 Shanna Zolman 2005

SEC WOMEN'S BASKETBALL SCHOLAR-ATHLETE OF THE YEAR

Angie Bjorklund 2010

BOYD McWHORTER SCH.-ATH. FINALIST

Nicky Anosike 2008
 Glory Johnson 2012
 Cierra Burdick 2015

ACADEMIC ALL-SEC

Jody Adams 1991, '92
 Nicky Anosike 2005-first year, '06, '07, '08
 Lauren Avant 2011-first year
 Briana Bass 2009-first year, '10, '11, '12
 Vicki Baugh 2009, '10, '11, '12
 Angie Bjorklund 2008-first year, '09, '10, '11
 Shannon Bobbitt 2008
 Lou Brown 2020
 Cierra Burdick 2012-first year, '13, '14, '15
 Rae Burrell 2020, '21
 Niya Butts 1998, '99, '00
 Kelley Cain 2000-first year, '09
 Amanda Canon 2000, '01, '02
 Andraya Carter 2013-first year, '14, '15, '16
 Tamika Catchings 1999, '02
 Regina Clark 1991, '92
 Kristen "Ace" Clement 1999, '01
 Abby Conklin 1995, '96, '97
 Elizabeth Curry 2007
 Tess Darby 2021-first year
 Rennie Davis 2019, '20, '21
 Diamond DeShields 2016, '17
 Rochone Dilligard 1994
 Kortney Dunbar 2015-first year, '16, '17, '18
 Sarah Edwards 2000, '01, '02
 Tonya Edwards 1990
 Shyra Ely 2005
 Kyra Elzy 2001, '02
 Peggy Evans 1992
 Tye'sha Fluker 2004, '05, '06
 Alex Fuller 2006, '07
 Bashaara Graves 2013-first year, '14, '16
 Keyen Green 2021-first year
 Tanya Haave 1983, '84
 Kamera Harris 2017-first year, '19, '20
 Isabelle Harrison 2012-first year '13, '14, '15
 Lisa Harrison 1993
 Debbie Hawhee 1990, '91, '92
 Jordan Horston 2009-first year
 Glory Johnson 2009-first year, '10, '11, '12
 Kellie Jolly 1997, '98, '99
 Jasmine Jones 2015
 Kasiyahna Kuskittuah 2020, '21
 Kara Lawson 2001, '02, '03
 Brynnae Laxton 1996, '97, '98
 Alicia Manning 2009-first year, '11, '12
 Michelle Marciniak 1994, '96
 Ariel Massengale 2014, '15
 Melissa McCray 1989
 Nikki McCray 1995
 Courtney McDaniel 2003
 April McDivitt 2001, '02
 Cait McMahan 2009, '10
 Alexa Middleton 2015-first year, '16
 Laurie Milligan 1998
 Jaime Nared 2015-first year, '16
 Schaquilla Nunn 2017
 Candace Parker 2005-first year, '06, '07, '08
 Semeka Randall 2001, '02
 Linda Ray 1984, '85
 Dominique Redding 2004, '07
 Jessie Rennie 2020-first year, '21
 Jordan Reynolds 2014-first year, '17
 Mercedes Russell 2014-first year, '17
 Emily Saunders 2020-first year, '21
 Debbie Scott 1990
 Sydney Smallbone 2008-first year, '09, '10, '11
 Taber Spani 2010-first year, '11, '12, '13
 Sidney Spencer 2004, '05, '06, '07
 Marta Suárez 2021-first year
 Jennifer Tuggle 1987, '88
 Jordan Walker 2021-first year
 Vonda Ward 1994
 Lisa Webb 1988
 Shanna Zolman 2004, '05, '06

SEC COMMUNITY SERVICE TEAM

Nicky Anosike 2008
 Angie Bjorklund 2011
 Cierra Burdick 2014, '15
 Tasha Butts 2004
 Andraya Carter 2016
 Tamika Catchings 2000
 Tye'sha Fluker 2005
 Alex Fuller 2009
 Kamera Harris 2020
 Glory Johnson 2010, '12
 Kellie Jolly 1999
 Kara Lawson 2001, '03
 April McDivitt 2002
 Jordan Reynolds 2017
 Mercedes Russell 2018
 Taber Spani 2013
 Sidney Spencer 2007
 Team 2021
 Evina Westbrock 2019
 Shanna Zolman 2006

WBCA ALL-AMERICANS

Twenty-one players have been honored as All-Americans by the WBCA/Kodak/State Farm throughout the history of Lady Vol basketball. These 21 women have garnered 36 All-America awards.

FOUR-TIME ALL-AMERICANS

Tamika Catchings
1988-1999-2000-2001

Chamique Holdsclaw
1996-1997-1998-1999
Kodak 25th Anniversary Team

Cindy Brogdon
1976-1978-1979

Daedra Charles
1990-1991

Shelia Collins
1985

Shyra Ely
2004

Bridgette Gordon
1988-1989

Tanya Haave
1983

Lisa Harrison
1993

Dena Head
1992

Glori Johnson
2012

Kara Lawson
2003

Nikki McCray
1994-1995

Cindy Noble
1981

Mary Ostrowski
1982

Candace Parker
2006-2007-2008

Semeka Randall
1999-2000

Jill Rankin
1979-1980

Patricia Roberts
1977

Shekinna Stricklen
2011

Holly Warlick
1980

NAISMITH MEMORIAL BB HALL OF FAME INDUCTEES WITH TENNESSEE TIES

COACHES (1)

Pat Summitt - 2000

PLAYERS (1)

Tamika Catchings - 2020 (2021)

WOMEN'S BASKETBALL HALL OF FAME INDUCTEES WITH TENNESSEE TIES

COACHES (2)

Pat Summitt - 1999
Mickie DeMoss - 2018

PLAYERS (10)

Cindy Noble Hauserman - 2000
Patricia Roberts - 2000
Holly Warlick - 2001
Cindy Brogdon - 2002
Daedra Charles-Furlow - 2007

Bridgette Gordon - 2007
Jill Rankin Schneider - 2008
Nikki McCray - 2012
Chamique Holdsclaw - 2018
Tamika Catchings - 2021

ADMINISTRATORS (3)

Gloria Ray (A.D.) - 2010
Beth Bass (G.A.) - 2019
Joan Cronan (A.D.) - 2019

NCAA RECORD /// MOST WINS IN NCAA DIVISION I BASKETBALL

TEAM	FIRST YEAR	SEASONS	WINS	LOSSES
1. Tennessee	1902-03	76	1,401	351
2. UConn	1974-75	47	1,210	306
3. James Madison	1920-21	99	1,162	563
4. Louisiana Tech	1974-75	47	1,153	362
5. Stanford	1974-75	47	1,149	342
6. Texas	1974-75	47	1,128	419
7. Stephen F. Austin	1968-69	53	1,127	466
8. Old Dominion	1969-70	52	1,097	470
9. Ohio St.	1965-66	56	1,074	468
10. Maryland	1971-72	50	1,055	434
11. Green Bay	1973-74	48	1,039	370
South Dakota St.	1966-67	55	1,039	438
13. Western Ky.	1914-15	58	1,033	515
14. Baylor	1974-75	47	1,026	502
15. Notre Dame	1977-78	44	1,022	361
16. Georgia	1973-74	48	1,018	449
17. Belmont	1968-69	53	1,011	533
18. North Carolina	1974-75	47	998	480
19. Kansas St.	1968-69	53	978	626
20. Rutgers	1974-75	47	976	447

LADY VOLS AT OLYMPICS

COACHING STAFF

Pat Summitt
1976 Montreal
Player (Silver)
(*UT Martin graduate*)

1980 Moscow
Assistant Coach (Boycott)
(*Head coach at Tennessee*)

1984 Los Angeles
Head Coach (Gold)
(*Head coach at Tennessee*)

Nancy Darsch
1984 Los Angeles
Assistant Coach (Gold)
(*Asst. coach at Tennessee*)

1996 Atlanta
Assistant Coach (Gold)
(*Head coach at Ohio State*)

Kara Lawson
2020 Tokyo
Head Coach 3x3 (Gold)
(*Head coach at Duke*)

ATHLETES

Cindy Brogdon
1976 Montreal (Silver)

Tamika Catchings
2004 Athens (Gold)
2008 Beijing (Gold)
2012 London (Gold)
2016 Rio de Janeiro (Gold)

Daedra Charles
1992 Barcelona (Bronze)

Bridgette Gordon
1988 Seoul (Gold)

Lea Henry
1984 Los Angeles (Gold)

Chamique Holdsclaw
2000 Sydney (Gold)

Kara Lawson
2008 Beijing (Gold)

Nikki McCray
1996 Atlanta (Gold)
2000 Sydney (Gold)

Carla McGhee
1996 Atlanta (Gold)

Cindy Noble
1980 Moscow (Boycott)
1984 Los Angeles (Gold)

Candace Parker
2008 Beijing (Gold)
2012 London (Gold)

Jill Rankin
1980 Moscow (Boycott)

Patricia Roberts
1976 Montreal (Silver)

Holly Warlick
1980 Moscow (Boycott)

GENERAL

STAFF

PLAYERS

REVIEW

HISTORY

FACILITIES

NCAA

SEC

RECORDS

MEDIA INFO



LADY VOL SUCCESS IN THE COACHING RANKS

Over the past 47 years, the list of people who have gone on to work at the professional, collegiate and high school levels stands at 104 (41 are active) and represents 65 Lady Vol graduates (24 are active) as well as current and former assistant coaches, graduate assistants, managers, operations directors, video coordinators and directors of character development who now are serving or have served. UT has developed 42 college head coaches, 27 in high schools and four at the pro level. Among LVFLs becoming head coaches, 27 were at colleges (eight active), 24 at high schools (six active) and two with pro teams (none active).

PROFESSIONAL RANKS

NAME	POS/YRS AT UT	CURRENT/LAST POSITION
Nikki Caldwell Fargas	P (90-94); GA (98-99); A (02-08)	President at Las Vegas Aces (WNBA)
Tamika Catchings	P (97-01)	VP of basketball operations at Indiana Fever (WNBA)
Nancy Darsch	A/GA (78-85)	Former assistant at Seattle Storm (WNBA)
Mickie DeMoss	A (85-03, 10-12)	Former assistant at Indiana Fever (WNBA)
Danielle Donehew	BO (01-08)	Former executive VP at Atlanta Dream (WNBA)
Tonya Edwards	P (1986-90)	Assistant at Chicago Sky (WNBA)
Michael Fahey	V (11-13)	Former video coordinator at Chicago Sky (WNBA)
Tanya Haave	P (80-84)	Former head at "Satila" Skene, Sweden
Lisa Harrison	P (89-93)	Former assistant at Phoenix Mercury (WNBA)
Kara Lawson	P (99-03)	Former assistant at Boston Celtics (NBA)
Carla McGhee	P (86-90)	Former WNBA Player Personnel
Carolyn Peck	A (93-95)	Former head at Orlando Miracle (WNBA)
Trish Roberts	P (76-77)	Former head at Atlanta Glory (ABL)
Amber Stocks	BO/GA (00-02)	Former head at Chicago Sky (WNBA)
Heidi VanDerveer	GA (86-88)	Former assistant at Seattle Storm (WNBA)
Sarah Wilkinson	M (14-17)	Former operations intern at Milwaukee Bucks (NBA)

COLLEGE RANKS

NAME	POS/YRS AT UT	CURRENT POSITION
Jody Adams-Birch	P (89-93)	Associate head at Southern Illinois
Jane Albright	GA (81-83)	Former head at Nevada-Reno
Nicky Anosike	P (2004-08)	Former graduate assistant at Tennessee
Kathy Allen Becker	GA (02-04)	Former director of operations at Clemson
Lauren Avant Sumski	P (10-11)	Head at Lipscomb
Debbie Ayres	GA (89-90)	Former recruiting coordinator at Stony Brook
Josh Baney	GA (12-13); V (13-14)	Former video coordinator at Tennessee
Briana Bass-Schomaeker	P (08-12)	Director of player development at Indiana
Angie Bjorklund	P (07-11)	Former graduate assistant at Idaho
Alysiyah Bond	BO (98-01)	Assistant at Missouri State
Josh Boucher	M (12-14) V (14-Present)	Former video coordinator at Tennessee
Nancy Bowman Ladd	P (73-75)	Retired head at University of the South
Al Brown	A (95-02)	Former assistant at Duke
Greg Brown	A/GA (02-04)	Former head at Lipscomb
Niya Butts	P (96-00)	Assistant at Kentucky
Tasha Butts	P (00-04); GA (04-05)	Associate head at Georgia Tech
Nikki Caldwell Fargas	P (90-94); GA (98-99); A (02-08)	Former head at LSU
Kelli Casteel Cook	P (88-92)	Former head at Maryville
Daedra Charles-Furlow	P (89-91); A (08-10); DCD (10-12)	Former dir. of character dev. at Tennessee
Shelia Collins	P (81-85)	Former head at West Georgia
Abby Conklin	P (93-97)	Former assistant at San Francisco
Tony Cross	GA (83-84)	Former assistant at Murray State
Elizabeth Curry	P (06-07); GA (07-09)	Former head at Graceland (Iowa)
Nancy Darsch	A/GA (78-85)	Former head at Ohio State
Mickie DeMoss	A (85-03, 10-12)	Chief of staff at Georgia Tech
Rochone Dilligard	P (91-94)	Former assistant at Austin Peay
Todd Dooley	M (94-97)	Former assistant at Maryville
Kortney Dunbar	P (2014-18)	Director of recruiting at Arizona
Dustin Edwards	V (10-11)	Former assistant at Loyola (Chicago)
Tonya Edwards	P (86-90)	Former head at Alcorn State
Angel Elderkin	GA (05-06) V (06-07)	Head at Appalachian State
Kyra Elzy	P (96-01); A (12-16)	Head at Kentucky
Michael Fahey	V (11-13)	Former director of operations at Illinois-Chicago
Sharon Fanning-Otis	GA (75-76)	Retired head at Mississippi State
Sheila Frost Anderson	P (85-89)	Former assistant at Richmond
Alex Fuller Simmons	P (04-09)	Head at Gardner-Webb
Teresa Geter	P (97-99)	Former head at Denmark Technical College
Stephanie Glance	AA/A (09-10)	Former head at Columbia
Bridgette Gordon	P (85-89); A (17-19)	Coordinator of recruiting operations at Kansas State
Aubrey Guastalli	P (05-06)	Former assistant at Fresno Pacific
Tanya Haave	P (80-84)	Head at Metropolitan State
Kathy Harston	BO (08-12)	Sr. Assoc. A.D. at Texas
Sylvia Hatchell	GA (74-75)	Former head at North Carolina
Dena Head	P (88-92)	Former assistant at Central Connecticut State
Lea Henry Manning	P (79-83)	Former head at Darton State (Ga.)
Gwen Jackson	P (99-03)	Former head at Saint Paul's (Va.)
Marlene Jeter	P (90-92)	Former head at Clinton J.C. (S.C.)
Bernitha Johnson	M (03-05)	Former assistant at Louisiana Tech
Brian Johnson	M (14-16)	Director of operations at Alabama
Dana Johnson	P (91-95)	Former assistant at Morgan State

LADY VOL SUCCESS IN COACHING RANKS (CONTINUED)

Kellie Jolly Harper	P (95-99); HC (19-Present)	Head at Tennessee
Cassie Kowaleski	M (08-09); GA (09-10)	Former dir. of operations at Illinois State
Jolette Law	A (12-17)	Assistant at South Carolina
Angela Lawson	GA (89-91)	Senior Associate A.D. at Incarnate Word
Kara Lawson	P (99-03)	Head at Duke
Cheryl Littlejohn	P (83-87)	Former head at Chicago State
Dean Lockwood	A (04-19)	Associate head at Michigan State
Alicia Manning	P (08-12)	Former assistant at John Carroll
Michelle Marciniak	P (93-96)	Former assistant at South Carolina
Ariel Massengale	P (11-15)	Assistant at Southern Illinois-Edwardsville
Nikki McCray Penson	P (91-95)	Former head at Mississippi State
Courtney McDaniel	P (00-04)	Former assistant at King (Tenn.)
Calamity McEntire	M (01-03)	Assistant at Texas
Carla McGhee	P (86-90)	Former dir. of operations at Nevada-Reno
Matthew Mitchell	GA (99-00)	Former head at Kentucky
Zandra Montgomery Morris	P (77-79)	Former assistant at Lee
Loree Moore	P (01-05)	Former head at Citrus (Calif.)
Cindy Noble Hauserman	P (78-81)	Retired head at Centre
Mary Ostrowski	P (80-84)	Former assistant at Ohio State
Carolyn Peck	A (93-95)	Former associate head at Vanderbilt
Shalon Pillow	P (98-02)	Head at Florida A&M
Semeka Randall-Lay	P (97-01)	Head at Winthrop
Trish Roberts	P (76-77)	Former head at Agnes Scott
Jill Rankin Schneider	P (79-80); GA (80-81)	Former assistant at Texas
Bett Shelby	M (01-02)	Associate head coach at West Virginia
Joy Scruggs	P (72-75)	Retired head at Emory & Henry
Amber Smith	GA (13-14)	Assistant at Kentucky
Judy Southard	GA (77-78)	Retired head at Marshall
Nikki Stewart	GA (00-02)	Former director of operations at Auburn
Amber Stocks	BO/GA (00-02)	Former assistant at Xavier
Pam Tanner	GA/A (90-93)	Former head at Denver
Heidi VanDerveer	GA (86-88)	Head at UC San Diego
Alex Varlan	M (09-10); V (17-19); SCA (19-21)	Assistant at Northeastern
Holly Warlick	P (76-80); A (86-12); HC (12-19)	Former head at Tennessee
Sarah Wilkinson	M (14-17)	Special assistant at Duke
Kamiko Williams	P (09-13)	Assistant at Nicholls State

■ HIGH SCHOOL RANKS

NAME	POS/YRS AT UT	CURRENT
Janet Allmon	GA (83-84)	Former head at Baldwin (Ga.) H.S.
Nicky Anosike	P (2004-08); GM (18-19)	Head at Anderson Co. (Tenn.) H.S.
Debbie Ayres	GA (89-90)	Former head at California School for the Deaf
Suzanne Barbre Singleton	P (74-78)	Former head at Maryville (Tenn.) H.S.
Dianne Brady	P (74-75)	Former head at McMinn Co. (Tenn.) H.S.
Cindy Brogdon	P (77-79)	Former head at Centennial (Ga.) H.S.
Daedra Charles-Furlow	P (89-91); A (08-10); DCD (10-12)	Former head at West (Knoxville, Tenn.) H.S.
Abby Conklin	P (93-97)	Former head at Trinity (Ill.) H.S.
Rochone Dilligard	P (91-94)	Former head at Salem (Conyers, Ga.) H.S.
Tonya Edwards	P (86-90)	Former head at Carman-Ainsworth (Flint, Mich.) H.S.
Michael Fahey	V (11-13)	Athletics director at IC Catholic Prep
Sheila Frost Anderson	P (85-89)	Former head at Life Way Christian (Centerton, Ark.) School
Debbie Groover Buckner	P (77-81)	Former assistant at Woodstock (Ga.) H.S.
Karla Horton Douglas	P (84-87)	Former assistant at Maryville (Tenn.) H.S.
Alexis Hornbuckle	P (04-08)	Former head at Woodlawn School (Mooreville, N.C.) H.S.
Gwen Jackson	P (99-03)	Head at Austin-East (Knoxville, Tenn.) H.S.
Marlene Jeter	P (90-92)	Former head at Carmel Christian (Matthews, N.C.)
Dana Johnson	P (91-95)	Athletics director at Dunbar (Baltimore, Md.) H.S.
Alicia Manning	P (08-12)	Head at Green (Uniontown, Ohio) H.S.
Dawn Marsh	P (84-88); SA (1988-89); P-T A (89-90)	Former head at Duluth (Ga.) H.S.
Courtney McDaniel	P (00-04)	Head at Doral Academy Charter H.S. (Doral, Fla.)
Zandra Montgomery Morris	P (77-79)	Former head at Cleveland (Tenn.) H.S. boys team
Cindy Noble Hauserman	P (78-81)	Former head at Westfall (Williamsport, Ohio) H.S.
Pam Owens	GA (06)	Former head at Nimitz (Irving, Texas) H.S.
Ashley Robinson	P (00-04)	Former head at Episcopal School of Dallas (Texas)
Jill Rankin Schneider	P (79-80); GA (80-81)	Head at Monterey (Lubbock, Texas) H.S.
Shelley Sexton Collier	P (83-87); GA (88-89)	Head at Webb (Knoxville, Tenn.) H.S.
Sydney Smallbone	P (2007-11)	Former head at St. Joseph's School (South Bend, Ind.) H.S.
Taber Spani	P (2009-13)	Former assistant at Metro Academy (Shawnee Mission, Kan.)
Pashen Thompson-Autry	P (93-97)	Former head at Philadelphia (Miss.) H.S.
Tiffany Woosley	P (91-95)	Former head at Lincoln County (Fayetteville, Tenn.) H.S.

Key: "A" indicates assistant, "AA" indicates administrative assistant, "BO" indicates basketball operations director, "DCD" indicates director of character development, "GA" indicates graduate assistant, "GM" indicates graduate manager, "HC" indicates head coach, "M" indicates manager, "P" indicates player, "P-T A" indicates part-time assistant, "SCA" indicates director of scouting & analytics, "SA" indicates student assistant, "V" indicates video coordinator.

GENERAL
STAFF
PLAYERS
REVIEW
HISTORY
FACILITIES
NCAA
SEC
RECORDS
MEDIA INFO



LADY VOL LEGENDS

Tennessee has recognized the careers of six supremely-gifted Lady Vols and a history-shattering coach with the hanging of jersey-banners from the rafters of Thompson-Boling Arena. The most recent individual added to the collection of Lady Vol legends came on Jan. 2, 2014, when a No. 3 banner honoring player Candace Parker was hoisted skyward.

Parker joined players Holly Warlick, Bridgette Gordon, Daedra Charles, Chamique Holdsclaw and Tamika Catchings, and coach Pat Summitt among those honored with a banner hanging in UT's basketball venue.



NO. 22 HOLLY WARLICK

Guard » 1976-80 » Knoxville, Tenn.

The first Tennessee athlete, either male or female, to have her jersey retired was Holly Warlick. Her uniform was retired on Feb. 18, 1980, in a ceremony after Tennessee's 89-72 win over Clemson in Stokely Athletics Center. A play-making wizard for the Lady Vols from 1976-80, Holly earned All-America honors three times. At the time of the ceremony, she held UT records for most assists in a game (14), most steals in a game (9), and most assists in a season (225).

Holly could not hang up her uniform right away. She played six more games after the retirement party. The final time she donned No. 22 was in the AIAW National Championship game when the Lady Vols fell to Old Dominion, 68-53.

During her years at Tennessee, the Lady Vols produced a 118-23 overall record, three trips to the Final Four and a first-ever SEC Tournament title. She later went on to become a member of the 1980 U.S. Olympic Team.

Later serving as the head coach of the Lady Vols from 2012-19, Warlick's No. 22 banner hangs in the rafters above the court in Thompson-Boling Arena.

NO. 30 BRIDGETTE GORDON

Forward » 1985-89 » DeLand, Fla.

Ten years later, the second Lady Vol basketball jersey was retired. Bridgette Gordon returned to Thompson-Boling Arena after a stellar career at Tennessee to see her No. 30 honored during halftime of Tennessee's 76-70 win over Texas on Jan. 17, 1990.

Bridgette led the Lady Vols to a 115-21 record during her four years at UT. She was the driving force behind an NCAA-record four consecutive trips to the Final Four as well as two NCAA and two SEC Championships.

Bridgette was the first freshman ever to lead UT in scoring, and she earned co-SEC Rookie of the Year and All-SEC honors. The next year she led Tennessee to its first NCAA title, earned All-SEC honors again and was named to the All-Final Four team. She capped All-SEC honors and was named MVP of the SEC Tournament as a junior. She also earned her first of two Kodak All-America honors that year.

After earning a gold medal as a member of the 1988 U.S. Olympic basketball team, Bridgette returned to Tennessee for her senior season. She led the Lady Vols to the 1989 NCAA title and was named MVP of the Final Four. She finished her career as the all-time leading scorer in NCAA Tournament history.

Bridgette graduated in 1989 with a B.S. in political science. She was basketball's nominee for the 1989 Honda-Broderick Award, which is symbolic for women's academic and athletic achievement. She later returned to Rocky Top to spend two seasons (2017-19) as an assistant coach for the Lady Vols.



NO. 32 DAEDRA CHARLES

Center » 1988-91 » Detroit, Mich.

When Tennessee hosted the SEC-Big 10 Challenge on Dec. 28, 1991, Daedra Charles became the next Lady Vol to have her jersey retired. Charles returned to Knoxville from Como, Italy, where she was playing professional basketball with former Lady Vol teammate Bridgette Gordon. Charles came to surprise Lady Vol head coach Pat Summitt by announcing the endowment of the Pat Head Summitt Scholarship, presented by Charles, Gordon and another former Lady Vol, Lisa McGill Reagan. Summitt, who was unaware of the endowment, had planned the retirement ceremony as a surprise for Charles.

A two-time Kodak All-American at Tennessee, Daedra was the 1991 SEC Female Athlete of the Year. She became the first player from the SEC to win the Wade Trophy, the highest honor in women's basketball. All this came after leading Tennessee to its third NCAA title in five years.

She finished her career seventh on the UT scoring list (1,495), sixth in rebounding (858) and second in shots blocked (95), despite missing her freshman season as a Prop 48 student. Still, Daedra graduated in four years, earning a bachelor's degree in child and family studies.

NO. 23 CHAMIQUE HOLDSCLAW

Forward » 1995-99 » Astoria, N.Y.

During halftime of the Lady Vols' 92-88 home triumph over archrival Connecticut on Feb. 1, 2001, the collegiate career of arguably the greatest women's player to ever play the game was officially closed when Chamique Holdsclaw became just the fourth Lady Vol to have her jersey retired.

The Naismith Player of the Century and one of only six four-time Kodak All-Americans in the history of women's basketball when her career concluded, Holdsclaw led the Orange and White to a 131-17 overall record and an unprecedented three consecutive national championships from 1996-98, while establishing herself as the program's all-time leader in scoring (3,025 points) and rebounding (1,295).

The NCAA Tournament's most outstanding player in 1997 and 1998, Holdsclaw still holds the record for most points (479 points), and held the mark for most rebounds (198 rebounds), tallied in tournament games until 2008.

The first two-time winner of the Associated Press Player of the Year Award, Holdsclaw garnered 34 individual awards during her career, including 21 player of the year honors from a variety of organizations. In 2006, Holdsclaw was named to the NCAA 25th Anniversary Team. She was previously named to the Kodak 25th Anniversary Team in 1999. She also played on the gold-medal winning 2000 U.S. Olympic Team and was named to the Women's Basketball Hall of Fame in 2018.



LADY VOL LEGENDS (CONTINUED)



NO. 24 TAMIKA CATCHINGS

Forward » 1997-01 » Duncanville, Texas

The fifth Lady Vol jersey to be retired belonged to Tamika Catchings in a halftime ceremony on Dec. 7, 2003, against Louisiana Tech. From the moment she stepped on the court in the number 24 orange and white jersey, we knew from her contagious smile that she was a special person, and from her deadly baseline-to-baseline hustling for all 40 minutes, a truly phenomenal player.

This special six-foot, one-inch forward had the heart of a champion and could play anywhere on the court. Her UT career was shortened during her senior year when she went crashing to the floor with a torn anterior cruciate ligament in game 17 versus Mississippi State.

Her list of awards was staggering, as she captured a slew of them while being tabbed as UT's second four-time Kodak All-American. What she accomplished in the span of her collegiate career is the stuff of legend. She played in 127 games as a Lady Vol. Her assault on the record books is legendary for both scoring (2,113 points) and rebounding (1,004 boards), with both marks ranking her third at UT at the conclusion of her career. She also finished her career second all-time in steals with 311 and blocked shots with 140. And remember, she missed half of her senior season.

Her teammates will tell you how special it was to earn a blue adidas headband after Catchings went out with the injury. Earning one meant they hustled like "Catch" would have. The Eleanor Roosevelt League for the Hard of Hearing honored her in 1998 – as a special role model for youngsters and adults with hearing impairments. Her UT academic counselors will relate stories about Catchings graduating ahead of her class in December 2000. People in the Knoxville community will tell you of the countless hours she put in with youths from all walks of life – from playgrounds to hospitals.

A WNBA All-Star for the Indiana Fever, Catchings added to her collection of accolades in the Summer of 2004 with a gold medal as a member of the USA Women's Basketball Team at the Athens Olympic Games. She also added gold medals at the 2008, 2012 and 2016 Olympiads as well and was enshrined into both the Naismith Memorial Basketball Hall of Fame and Women's Basketball Hall of Fame in 2021 after the COVID-19 health pandemic postponed Class of 2020 ceremonies for a year.



PAT SUMMITT

Head Coach » 1974-2012 » Henrietta, Tenn.

The sixth woman and first non-player to be honored with a banner at Thompson-Boling Arena was Pat Summitt, who coached Tennessee for 38 years and compiled a 1,098-208 career record with the most wins in NCAA women's or men's basketball history at the conclusion of her career. Summitt's banner was hoisted prior to a nationally-televised game vs. Notre Dame on Jan. 28, 2013.

The legendary Summitt directed Tennessee to eight NCAA National Championships, 31-consecutive NCAA Tournament appearances and 18 NCAA Final Fours. At the conference level, she led her squads to 16 SEC regular-season titles and 16 SEC tournament championships, including a tourney title in her final season at the helm in 2012.

During her career, Summitt produced 21 WBCA/Kodak/State Farm All-Americans, 39 All-SEC players, 12 Olympians and 34 WNBA draft picks, including 15 first-round selections. The number she was most proud of, however, was the 100-percent graduation rate for the 122 players who completed their careers and earned degrees at Tennessee under her watch.

Collecting an incredible array of honors during her career, Summitt was named SEC Coach of the Year eight times – 1993, 1995, 1998, 2001, 2003, 2004, 2007 and 2011. She was named the 1987, 1989, 1994, 1998 and 2004 Naismith Women's College Coach of the Year and WBCA/Converse Coach of the Year in 1983 and 1995 and the IKON/WBCA Coach of the Year in 1998.

Summitt belongs to the FIBA International, Naismith Memorial, Women's Basketball, Women's Sports Foundation, UT Athletics Tennessee Sports, Greater Knoxville Sports and National Association for Sports and Physical Education Hall of Fame. Her most esteemed honor, however, came on May 29, 2012, when she received the Presidential Medal of Freedom (presented by President Barack Obama) at the White House.



NO. 3 CANDACE PARKER

Guard/Forward/Center » 2004-08 » Naperville, Ill.

The seventh woman and sixth player to be honored with a jersey retirement ceremony at Thompson-Boling Arena was Candace Parker. The 6-foot-4 Parker's banner was unveiled on Jan. 2, 2014, prior to the Lady Vols' SEC opener vs. LSU.

During her three-year playing career, Parker led the Lady Vols to a pair of NCAA Championships in 2007 and 2008, to an SEC regular-season crown in 2007 and to SEC Tournament titles in 2006 and 2008. Tennessee posted a 101-10 overall record during her time at Rocky Top and a 38-4 mark in SEC play.

Parker started 109 of her 110 career games, scoring the third-most points in school history (2,137) and pulling down the sixth-best rebounding tally at 972 as of her career's end. She still ranks No. 3 in career double-doubles with 45 and stands tied for No. 2 in career rebounding average (8.8) and No. 4 in career scoring average (19.4).

Not the first player to dunk in the college game or even at Tennessee, Parker did make the dunk a more common occurrence in women's basketball. She was the first to dunk in an NCAA game, doing so twice vs. Army on March 19, 2006. She also set UT records for most dunks in a game (2), season (4) and career (7).

Because of her play, she has earned a plethora of awards. Among them, John R. Wooden and USBWA Player of the Year (2007, 2008), NCAA Tournament Most Outstanding Player (2007, 2008), WBCA All-American (2006, 2007, 2008), SEC Female Athlete of the Year (2008), SEC Player of the Year (2007), Coaches First-Team All-SEC (2006, 2007, 2008), CoSIDA Academic All-American (2007, 2008) and CoSIDA Academic All-American of the Year (2008).

After helping Tennessee win the 2008 NCAA title in Tampa, Fla., Parker was chosen as the first pick of that spring's WNBA Draft by the Los Angeles Sparks, earning league MVP and rookie of the year honors. She also played a key role in the U.S. women winning a gold medal at the 2008 and 2012 Summer Olympics and has continued to escalate her stature in both the professional ranks and internationally.

GENERAL

STAFF

PLAYERS

REVIEW

HISTORY

FACILITIES

NCAA

SEC

RECORDS

MEDIA INFO



LADY VOLS IN THE PROFESSIONAL RANKS

There have been a limited number of opportunities for women to play basketball in the professional ranks through the years. However, 62 Lady Vols have taken advantage of the opportunity to play past their collegiate days in overseas leagues and in the United States. In 2021, seven #LVFL standouts were regular-season members of teams in the Women's National Basketball Association (WNBA).

LADY VOLS IN THE WNBA (DURING 2020 SEASON)

CIERRA BURDICK

2015	Los Angeles Sparks (Drafted)
2015-16	Atlanta Dream
2017	New York Liberty
2017	San Antonio Stars
2020	Las Vegas Aces
2021	Phoenix Mercury
2021	Minnesota Lynx
2021	Seattle Storm

RENNIA DAVIS

2021	Minnesota Lynx (Drafted)
------	--------------------------

DIAMOND DESHIELDS

2018-present	Chicago Sky
2018	WNBA All-Rookie Team
2019	WNBA All-Star
2021	WNBA Champion

ISABELLE HARRISON

2015-16	Phoenix Mercury
2017	San Antonio Stars
2018	Las Vegas Aces (Inj. Reserve)
2019-present	Dallas Wings
2019	AP Comeback Player of the Yr.

CANDACE PARKER

2008-20	Los Angeles Sparks
2021-present	Chicago Sky
2016, 2021	WNBA Champion
2016	WNBA Finals MVP
2008 & 2013	WNBA MVP
2013	WNBA All-Star Game MVP
2020	WNBA Def. Player of Yr.
6-time	WNBA All-Star
6-time	All-WNBA First Team
3-time	All-WNBA Second Team
2-time	All-Defensive Second Team
2008	WNBA Rookie of the Yr./All-Rookie Team
	WNBA Top 20 @ 20

MERCEDES RUSSELL

2018	New York Liberty
2018-present	Seattle Storm
2018 & 2020	WNBA Champions

SHEKINNA STRICKLEN

2012-14	Seattle Storm
2015-19	Connecticut Sun
2020-present	Atlanta Dream



ALL-TIME LADY VOL WNBA DRAFT PICKS (43)

Year	Name	Round/Pick	Team	Year	Name	Round/Pick	Team
1997	Dena Head	Elite-1st/1st	Utah	2008	Alexis Hornbuckle	1st/4th	Detroit
1997	Daedra Charles	Elite-1st/8th	Los Angeles	2008	Shannon Bobbitt	2nd/15th	Los Angeles
1999	Chamique Holdscraw	1st/1st	Washington	2008	Nicky Anosike	2nd/16th	Minnesota
1999	Tonya Edwards	1st/7th	Minnesota	2008	Alberta Auguste	3rd/35th	New York
1999	Lisa Harrison	3rd/34th	Phoenix	2011	Angie Bjorklund	2nd/17th	Chicago
1999	Carla McGhee	4th/44th	Orlando	2012	Shekinna Stricklen	1st/2nd	Seattle
1999	Kellie Jolly	4th/47th	Cleveland	2012	Glory Johnson	1st/4th	Tulsa
2000	Latina Davis	4th/50th	Indiana	2012	Ke-Iley Cain	1st/7th	New York
2001	Tamika Catchings	1st/3rd	Indiana	2012	Vicki Baugh	3rd/25th	Tulsa
2001	Semeka Randall	2nd/17th	Seattle	2013	Kamiko Williams	2nd/15th	New York
2001	Kristen Clement	4th/63rd	Houston	2014	Meighan Simmons	3rd/26th	New York
2002	Michelle Snow	1st/10th	Houston	2015	Isabelle Harrison	1st/12th	Phoenix
2003	Kara Lawson	1st/5th	Detroit	2015	Cierra Burdick	2nd/14th	Los Angeles
2003	Gwen Jackson	1st/6th	Indiana	2015	Ariel Massengale	1st/5th	Atlanta
2004	Ashley Robinson	2nd/14th	Phoenix	2016	Bashaara Graves	2nd/22nd	Minnesota
2004	Tasha Butts	2nd/20th	Minnesota	2017	Jordan Reynolds	2nd/19th	Atlanta
2005	Loree Moore	1st/10th	New York	2017	Schaquilla Nunn	3rd/25th	San Antonio
2005	Shyra Ely	2nd/14th	San Antonio	2018	Diamond DeShields	1st/3rd	Chicago
2006	Tye'sha Fluker	1st/10th	Charlotte	2018	Jaime Nared	2nd/13th	Las Vegas
2006	Shanna Zolman	2nd/16th	San Antonio	2018	Mercedes Russell	2nd/22nd	New York
2007	Sidney Spencer	2nd/25th	Los Angeles	2021	Rennia Davis	1st/9th	Minnesota
Year	Name	Round/Pick	Team				
2008	Candace Parker	1st/1st	Los Angeles				

FORMER LADY VOL PRO PLAYERS

GENERAL

STAFF

PLAYERS

REVIEW

HISTORY

FACILITIES

NCAA

SEC

RECORDS

MEDIA INFO

WNBA PLAYERS

NICKY ANOSIKE

2008-10 Minnesota Lynx
2011 Washington Mystics
2012 Los Angeles Sparks
2009 WNBA All-Star
2008 WNBA All-Rookie Team

ALBERTA AUGUSTE

2008 New York Liberty

VICKI BAUGH

2012 Tulsa Shock
2014-15 Tulsa Shock
2016-present San Antonio Stars

ANGIE BJORKLUND

2011 Chicago Sky

SHANNON BOBBITT

2008-09 Los Angeles Sparks
2011 Indiana Fever
2012 Washington Mystics

TASHA BUTTS

2004-05 Minnesota Lynx
2006 Charlotte Sting

KELLEY CAIN

2012 New York Liberty
2014 Connecticut Sun

TAMIKA CATCHINGS

2001-2016 Indiana Fever
2012 WNBA Champion
2012 WNBA Finals MVP
2011 WNBA MVP
10-time WNBA All-Star
2010, '13, '16 Kim Perrot Sportsmanship Award
2005, '06, '09, '10, '12 Defensive Player of the Yr.
7-time All-WNBA First Team
5-time All-WNBA Second Team
10-time WNBA All-Defensive First Team
2002 WNBA Rookie of the Year/All-Rookie Team
WNBA Top 20 @ 20

DAEDRA CHARLES

1997 Los Angeles Sparks

KRISTEN CLEMENT

2001 Houston Comets

LATINA DAVIS

2000 Indiana Fever

TONYA EDWARDS

1999-2000 Minnesota Lynx
2000-01 Phoenix Mercury
2001-02 Charlotte Sting
1999 WNBA All-Star

SHYRA ELY

2005-06 San Antonio Silver Stars
2007-08 Seattle Storm
2009 Chicago Sky
2011 Indiana Fever

TYE'SHA FLUKER

2006 Charlotte Sting
2007 Seattle Storm
2007 Los Angeles Sparks
2008 Chicago Sky

BRIDGETTE GORDON

1997-98 Sacramento Monarchs

BASHAARA GRAVES

2016 Minnesota Lynx
2017 Chicago Sky

LISA HARRISON

1999-'03, '05 Phoenix Mercury

DENA HEAD

1997-98 Utah Starzz
2000 Phoenix Mercury

CHAMIQUE HOLDSCLAW

1999-2004 Washington Mystics
2005-'07 Los Angeles Sparks
2009 Atlanta Dream
2010 San Antonio Silver Stars
Six-time WNBA All-Star
1999 WNBA Rookie of the Year/All-Rookie Team

ALEXIS HORNBUCKLE

2008-2010 Detroit/Tulsa Shock
2010-11 Minnesota Lynx
2012-13 Phoenix Mercury
2011 WNBA Champions
2008 WNBA Champions

GWEN JACKSON

2003 Indiana Fever (Drafted)
2003-04 San Antonio Silver Stars
2004-05 Phoenix Mercury

MEME JACKSON

2019 Atlanta Dream (Preseason)

GLORY JOHNSON

2012-15 Tulsa Shock
2016-2019 Dallas Wings
2020-present Atlanta Dream
2-time WNBA All-Star
2012 WNBA All-Rookie Team

TIFFANI JOHNSON

1998 Sacramento Monarchs
1998 Phoenix Mercury
2000-04 Houston Comets
2006 Seattle
2000 WNBA Champions

KELLIE JOLLY

1999 Cleveland Rockers

KARA LAWSON

2003 Detroit Shock (Drafted)
2003-09 Sacramento Monarchs
2010-13 Connecticut Sun
2014-15 Washington Mystics
2013 Dawn Staley Comm. Assist Award
2009 & 2012 Kim Perrot Sportsmanship Award
2007 WNBA All-Star
2005 WNBA Champion

MICHELLE MARCINIAK

2000-01 Portland Fire
2001-02 Seattle Storm

ARIEL MASSENGALE

2015 Atlanta Dream

NIKKI MCCRAY

1997-2001 Washington Mystics
2002-03 Indiana Fever
2004 Phoenix Mercury
2005 San Antonio Silver Stars
2006 Chicago Sky
Three-time WNBA All-Star

CARLA MCGHEE

1999-2002 Orlando Miracle

LOREE MOORE

2005-09 New York Liberty

JAIME NARED

2018-19 Las Vegas Aces

SCHAQUILLA NUNN

2017 San Antonio (Drafted)

SEMEKA RANDALL

2001-02 Seattle Storm
2002 Utah Starzz
2003-04 San Antonio Silver Stars

JORDAN REYNOLDS

2017 Atlanta Dream (Drafted)

ASHLEY ROBINSON

2004-05 Phoenix Mercury
2006 Chicago Sky
2006-11 Seattle Storm
2012-13 Washington Mystics
2013 Seattle Storm
2010 WNBA Champions

MEIGHAN SIMMONS

2014 New York Liberty (Drafted)
2016-17 Atlanta Dream

MICHELLE SNOW

2002-08 Houston Comets
2009 Atlanta Dream
2010 San Antonio Silver Stars
2011 Chicago Sky

2012-13 Washington Mystics
2015 Los Angeles Sparks
2005 & 2006 WNBA All-Star
2003 WNBA Most improved Player

SIDNEY SPENCER

2007-08 Los Angeles Sparks
2009-11 New York Liberty
2011 Phoenix Mercury

KAMIKO WILLIAMS

2013 New York Liberty

TIFFANY WOOSLEY

1997-98 Houston Comets
1997 & 1998 WNBA Champions

SHANNA ZOLMAN

2006-09 San Antonio Silver Stars
2010 Tulsa Shock

ABL PLAYERS

DANA JOHNSON

1996-97 New England Blizzard

ABBY CONKLIN

1979-98 Atlanta Glory

LATINA DAVIS

1996-97 Atlanta Glory
1997-98 Columbus Quest

TONYA EDWARDS

1996-98 Columbus Quest

SHEILA FROST

1996-98 Portland Power

LISA HARRISON

1996-98 Columbus Quest,
Portland Power

MICHELLE MARCINIAK

1996-97 Portland Power
1997-98 Philadelphia Rage,
Nashville Noise

NIKKI MCCRAY

1996-97 Columbus Quest
1997 ABL MVP

CARLA MCGHEE

1996-98 Columbus Quest,
Nashville Noise
Atlanta Glory

PASHEN THOMPSON

1997-98 Columbus Quest

VONDA WARD

1996-97 Colorado Xplosion

WBL PLAYERS

CINDY BROGDON

1979-81 St. Louis Streak

GAIL DOBSON

1978 Houston Angels

PATRICIA ROBERTS

1978-80 St. Louis Streak
1980-82 Minnesota Fillies

HOLLY WARLICK

1980-81 Nebraska Wranglers

WPBA PLAYERS

LEA HENRY

1984 Houston Shamrocks

PAULA TOWNS

1984 Houston Shamrocks



LADY VOLS IN THE WNBA DRAFT

The Lady Vol basketball program has produced 62 professional players over the years, including 49 alumnae who went on to play in the WNBA. Of those 49 who continued their careers at the professional level in the WNBA, 43 were selected on Draft day and 18 were picked in the first round.

Tennessee has placed two or more players in the first round of the draft five times. The 2012 draft was the Lady Vols' best yet, as Shekinna Stricklen (2nd, Seattle), Glory Johnson (4th, Tulsa) and Kelley Cain (7th, New York) all went in the first round. Vicki Baugh was taken in the third round (25th overall pick) by Tulsa.

Candace Parker and Alexis Hornbuckle were taken in 2008. The Sparks chose Parker with the first overall pick. Hornbuckle followed closely behind as the Shock picked her up with the fourth selection.

Dena Head and Daedra Charles were selected first and eighth respectively in the 1997 Elite Draft. Lady Vols doubled up again in 1999, with Chamique Holdsclaw going first to the Mystics and Tonya Edwards going seventh to the Lynx. Kara Lawson and Gwen Jackson were taken with back-to-back picks in 2003, with Lawson going fifth to the Shock and Jackson going sixth to the Fever.

LADY VOLS TAKEN IN THE WNBA FIRST ROUND (18)

Player	Year	Pick	Team
Dena Head	1997 (Elite Draft)	1	Utah Starzz
Daedra Charles	1997 (Elite Draft)	8	Los Angeles Sparks
Chamique Holdsclaw	1999	1	Washington Mystics
Tonya Edwards	1999	7	Minnesota Lynx
Tamika Catchings	2001	3	Indiana Fever
Michelle Snow	2002	10	Houston Comets
Kara Lawson	2003	5	Detroit Shock
Gwen Jackson	2003	6	Indiana Fever
Loree Moore	2005	10	New York Liberty
Tye'sha Fluker	2006	10	Charlotte Sting
Candace Parker	2008	1	Los Angeles Sparks
Alexis Hornbuckle	2008	4	Detroit Shock
Shekinna Stricklen	2012	2	Seattle Storm
Glory Johnson	2012	4	Tulsa Shock
Kelley Cain	2012	7	New York Liberty
Isabelle Harrison	2015	12	Phoenix Mercury
Diamond DeShields	2018	3	Chicago Sky
Rennia Davis	2021	9	Minnesota Lynx



Rennia Davis was taken ninth in the 2021 WNBA Draft by Minnesota, becoming UT's 18th all-time first-round pick.

ALL-TIME LADY VOL TEAMS

■ 1973-74 » 25-2 » 3RD AIAW REGION II

10	Sandy Carter	FR	5-6	Nashville, TN
12	Nancy Bowman	JR	5-4	Lenoir City, TN
20	Dianne Brady	JR	5-2	Calhoun, TN
22	Joy Scruggs	JR	5-3	Cleveland, TN
24	Melinda Borthick	SR	5-4	Springfield, TN
30	Sue Thomas	FR	5-8	Maryville, TN
32	Jackie Watson	FR	5-8	Crossville, TN
40	Aimee Fuller	FR	5-7	Knoxville, TN
42	Jackie Dunbar	JR	5-7	Portland, TN
44	Gloria Scott	JR	5-11	Knoxville, TN
50	Maria Hohne	FR	6-2	Lewisburg, TN
52	Gail Dobson	JR	5-9	Greeneville, TN
	Sue Groves			
	Kyran Lenahan			
	Sue Schultze			

■ 1974-75 » 16-8 » STATE TOURNAMENT

10	Liza Graves	FR	G	5-5	Knoxville, TN
12	Nancy Bowman	SR	G	5-3	Lenoir City, TN
14	Janice Koehler	SO	G	5-6	Nashville, TN
20	Dianne Brady	SR	G	5-2	Calhoun, TN
22	Joy Scruggs	SR	G	5-1	Cleveland, TN
24	Cindy Boggs	SR	G	5-6	Ducktown, TN
30	Sue Thomas	SO	F	5-8	Maryville, TN
32	Jackie Watson	SO	G	5-6	Crossville, TN
34	Suzanne Barbre	FR	G	5-8	Morristown, TN
40	Marcia Garner	JR	F	5-8	Maryville, TN
52	Gail Dobson	SR	C	5-10	Greeneville, TN

■ 1975-76 » 16-11 » REGIONAL TOURNAMENT

10	Liza Graves	SO	G	5-5	Knoxville, TN
12	Fonda Bondurant	FR	G	5-6	South Fulton, TN
14	Janice Koehler	JR	G	5-6	Nashville, TN
30	Sue Thomas	JR	F	5-8	Maryville, TN
32	Jackie Watson	JR	F	5-8	Crossville, TN
34	Suzanne Barbre	SO	G	5-8	Morristown, TN
40	Marcia Garner	SR	F	5-8	Maryville, TN
42	Lisa McGill	FR	C	5-9	Gatlinburg, TN
44	Jane Pemberton	FR	C	5-10	Deer Lodge, TN
52	Kathie Greene	FR	C	6-1	New Market, TN



The Tennessee Lady Vols lead the SEC with 35 overall championships won, starting with the first-ever league title game contested on their home court at Stokely Athletics Center in Knoxville in 1980.

GENERAL

STAFF

PLAYERS

REVIEW

HISTORY

FACILITIES

NCAA

SEC

RECORDS

MEDIA INFO



ALL-TIME LADY VOL TEAMS (CONTINUED)

■ 1976-77 » 28-5 » 3RD AIAW NATIONAL CHAMPIONSHIPS

Starting poll position: 17th (12-8-76)
Highest 1976-77 ranking: 5th (3-16-77)
Lowest 1976-77 ranking: 19th (12-15-76)
Final 1976-77 poll position: 5th (3-16-77)
Actual AIAW finish: 3rd in nation

No.	Name	Year	Pos.	Ht.	Hometown	PPG	RPG	FG-Pct.	FT-Pct.
12	Fonda Bondurant	SO	F	5-8	South Fulton, TN	2.1	.87	.500	.792
14	Sherri Fancher	FR	G/F	5-7	Newport, TN	2.0	.86	.432	.687
20	Susie Davis	FR	F	5-8	Hohenwald, TN	2.1	1.6	.344	.476
22	*Holly Warlick	FR	F/G	5-7	Knoxville, TN	5.4	3.8	.383	.489
24	*Lisa McGill	SO	F/G	5-10	Gatlinburg, TN	8.2	6.4	.431	.708
30	*Sue Thomas	SR	F	5-8	Maryville, TN	11.3	6.1	.479	.800
32	Jackie Watson	SR	F	5-8	Crossville, TN	4.9	3.8	.405	.512
34	*Suzanne Barbre	JR	F	5-7	Morristown, TN	11.0	4.3	.486	.557
40	Kathy O'Neil	FR	C	5-11	Newport, TN	3.1	2.3	.404	.594
44	*Patricia Roberts	SR	F/C	6-1	Monroe, GA	29.9	14.2	.646	.748
52	Emily Roberts	FR	C	5-9	Sharon, TN	2.8	2.3	.443	.692

■ 1977-78 » 27-4 » #1 IN THE FINAL AP TOP 20

Starting poll position: 1st (11-25-77)
Highest 1977-78 ranking: 1st (six times)
Lowest 1977-78 ranking: 5th (12-14-77)
Final 1977-78 poll position: 1st (3-15-78)
Actual AIAW finish: Lost in South Satellite Final

No.	Name	Year	Pos.	Ht.	Hometown	PPG	RPG	FG-Pct.	FT-Pct.
12	Liza Graves	SR	G	5-5	Knoxville, TN	0.3	0.6	.300	.000
14	Sherri Fancher	SO	G	5-7	Knoxville, TN	2.1	1.0	.350	.750
15	Leanne Hance	JR	F	5-7	Morristown, TN	0.2	1.2	.400	.333
20	Susie Davis	SO	F	5-8	Hohenwald, TN	1.9	1.5	.400	.461
22	*Holly Warlick	SO	G	5-7	Knoxville, TN	6.6	2.9	.486	.531
30	*Zandra Montgomery	JR	F	5-10	Cleveland, TN	13.5	6.0	.490	.732
31	Jan Seay	JR	G	5-8	Albany, GA				
34	*Suzanne Barbre	SR	F	5-7	Morristown, TN	16.0	4.0	.504	.642
40	Kathy O'Neil	SO	C	5-11	Newport, TN	4.9	3.5	.432	.561
44	*Cindy Brogdon	JR	F	5-10	Buford, GA	21.7	7.6	.482	.864
52	*Debbie Groover	FR	C	6-0	Canton, GA	10.1	5.5	.468	.777
55	Cindy Ely	FR	C	6-1	Canton, GA	5.7	5.1	.479	.533

■ 1978-79 » 30-9 » 3RD AIAW NATIONAL CHAMPIONSHIPS

Starting poll position: 1st (11-25-78)
Highest 1978-79 ranking: 1st (three times)
Lowest 1978-79 ranking: 8th (3-6-79)
Final 1978-79 poll position: 3rd (3-20-79)
Actual AIAW finish: 3rd in nation

No.	Name	Year	Pos.	Ht.	Hometown	PPG	RPG	FG-Pct.	FT-Pct.
14	Sherri Fancher	JR	G	5-7	Newport, TN	1.1	1.0	.250	.566
20	Susie Davis	JR	F	5-8	Hohenwald, TN	0.7	1.3	.290	.400
22	*Holly Warlick	JR	G	5-7	Knoxville, TN	6.4	3.9	.438	.690
24	Lisa McGill	JR	F	5-10	Gatlinburg, TN	1.4	1.0	.333	.533
30	Zandra Montgomery	SR	F	5-10	Cleveland, TN	6.8	3.7	.470	.630
31	Jerilynn Harper	FR	C	6-1	Jefferson City, TN	9.9	4.6	.560	.730
32	*Cindy Noble	SO	C	6-5	Clarksburg, OH	12.8	6.2	.582	.760
34	Susan Clower	FR	G	5-8	Kingston, TN	2.1	1.0	.357	.620
40	*Kathy O'Neil	JR	F	5-11	Newport, TN	6.8	4.2	.486	.650
44	*Cindy Brogdon	SR	F	5-10	Buford, GA	20.1	4.7	.497	.813
52	*Debbie Groover	SO	C	6-0	Canton, GA	12.1	8.7	.520	.820
55	Cindy Ely	SO	C	6-1	Canton, GA	7.0	6.7	.480	.606

* - Designates Starter

ALL-TIME LADY VOL TEAMS (CONTINUED)

■ 1979-80 » 33-5 » SEC CHAMPIONS/SEC TOURNAMENT CHAMPIONS/ 2ND AIAW CHAMPIONSHIPS

Starting poll position: 4th (11-25-79)
Highest 1979-80 ranking: 2nd (3-18-80)
Lowest 1979-80 ranking: 6th (1-29-80)
Final 1979-80 poll position: 2nd (3-18-80)
Actual AIAW finish: 2nd in nation

No.	Name	Year	Pos.	Ht.	Hometown	PPG	RPG	FG-Pct.	FT-Pct.
13	*Jill Rankin	SR	C	6-3	Phillips, TX	19.2	7.3	.552	.802
22	*Holly Warlick	SR	G	5-7	Knoxville, TN	6.9	3.3	.429	.590
24	Becky Clark	FR	G	5-8	Memphis, TN				
32	*Cindy Noble	JR	C	6-5	Clarksburg, OH	17.8	7.6	.678	.796
34	Susan Clower	SO	G	5-9	Kingston, TN	3.4	2.1	.333	.853
40	Kathy O'Neil	SR	F	5-11	Newport, TN	5.5	3.8	.415	.602
42	Susan Foulds	JR	F	5-11	Annandale, VA	1.6	1.6	.333	.500
44	*Lea Henry	FR	G	5-4	Damascus, GA	8.6	2.0	.460	.470
51	Bev Curtis	FR	F	6-0	Acworth, GA				
52	*Debbie Groover	JR	F	6-0	Canton, GA	11.5	7.1	.524	.743
55	Cindy Ely	JR	C	6-1	Canton, GA	3.2	3.6	.369	.640

■ 1980-81 » 25-6 » 2ND AIAW CHAMPIONSHIPS

Starting poll position: 3rd (11-25-80)
Highest 1980-81 ranking: 2nd (twice)
Lowest 1980-81 ranking: 11th (2-3-81)
Final 1980-81 poll position: 2nd (3-26-81)
Actual AIAW finish: 2nd in nation

No.	Name	Year	Pos.	Ht.	Hometown	PPG	RPG	FG-Pct.	FT-Pct.
13	Susan Foulds	SR	F	5-11	Annandale, VA	0.5	0.4	.400	.000
14	*Mary Ostrowski	FR	F/C	6-2	Parkersburg, WV	11.4	7.0	.537	.730
20	Pat Hatmaker	FR	G	5-8	Knoxville, TN	2.5	1.1	.354	.689
23	Mina Todd	FR	G	5-10	Murray, KY				
24	Tanya Haave	FR	F/C	6-2	Evergreen, CO	8.3	3.5	.527	.829
32	*Cindy Noble	SR	C	6-5	Clarksburg, OH	14.6	7.4	.597	.738
34	*Susan Clower	JR	G	5-9	Kingston, TN	4.3	2.3	.401	.778
40	Lynne Collins	FR	F	6-0	Blacksburg, VA	4.0	2.5	.449	.658
44	*Lea Henry	SO	G	5-4	Damascus, GA	10.6	2.2	.514	.651
51	Paula Towns	FR	F	6-1	Fort Valley, GA	1.7	2.5	.344	.642
52	*Debbie Groover	SR	F	6-0	Canton, GA	11.5	5.7	.457	.747
55	Cindy Ely	SR	C	6-2	Canton, GA	4.6	3.6	.510	.741

■ 1981-82 » 22-10 » 3RD NCAA CHAMPIONSHIPS

Starting poll position: 2nd (11-18-81)
Highest 1981-82 ranking: 2nd (11-18-81)
Lowest 1981-82 ranking: NR (1-10-82/1-31-82)
Final 1981-82 poll position: 4th (3-27-82)
Actual NCAA finish: 3rd in nation

No.	Name	Year	Pos.	Ht.	Hometown	PPG	RPG	FG-Pct.	FT-Pct.
14	*Mary Ostrowski	SO	F	6-2	Parkersburg, WV	16.4	9.1	.527	.724
20	Gina Bozeman	FR	G	5-6	Sylvester, GA				
24	Pat Hatmaker	SO	G	5-8	Knoxville, TN	1.5	0.7	.454	.700
30	*Shelia Collins	FR	G/F	5-9	Colbert, GA	14.2	6.4	.458	.586
34	Susan Clower	SR	G	5-9	Kingston, GA	1.6	1.5	.278	.727
35	Linda Ray	FR	F	5-9	Norris, TN				
40	Lynne Collins	SO	F	6-0	Blacksburg, VA	3.2	2.2	.486	.167
44	*Lea Henry	JR	G	5-4	Damascus, GA	7.3	1.3	.414	.615
45	*Tanya Haave	SO	F	6-2	Evergreen, CO	15.7	7.4	.581	.920
51	Sonya Cannon	FR	F	5-8	Maryville, TN				
52	Tammy Larkey	FR	C	6-5	Gray, TN	4.5	4.1	.500	.667
55	*Paula Towns	SO	C	6-1	Fort Valley, GA	11.4	6.3	.580	.708

GENERAL

STAFF

PLAYERS

REVIEW

HISTORY

FACILITIES

NCAA

SEC

RECORDS

MEDIA INFO



ALL-TIME LADY VOL TEAMS (CONTINUED)

■ 1982-83 » 25-8 » 2ND NCAA MIDEAST REGIONALS

Starting poll position: 4th (11-18-82)
Highest 1982-83 ranking: 4th (2-13-83)
Lowest 1982-83 ranking: 12th (1-2-83)
Final 1982-83 poll position: 10th (3-18-83)
Actual NCAA finish: Lost in Mideast Regional Final

No.	Name	Year	Pos.	Ht.	Hometown	PPG	RPG	FG-Pct.	FT-Pct.
10	Pam Marr	FR	G	5-6	Winter Park, FL	1.7	1.0	.380	.767
14	*Mary Ostrowski	JR	F	6-2	Parkersburg, WV	13.5	7.7	.586	.702
24	*Pat Hatmaker	JR	G	5-8	Knoxville, TN	5.9	2.2	.434	.785
30	Shelia Collins	SO	G/F	5-9	Colbert, GA	8.5	3.2	.500	.689
35	Linda Ray	SO	F	5-9	Norris, TN	1.7	1.1	.428	.600
40	Lynne Collins	JR	F	6-0	Blacksburg, VA	6.9	3.7	.624	.690
42	Pam Cook	FR	G	5-7	Duluth, GA	3.8	2.2	.513	.667
44	*Lea Henry	SR	G	5-4	Damascus, GA	7.5	1.9	.471	.723
45	*Tanya Haave	JR	F	6-2	Evergreen, CO	18.6	7.5	.506	.839
50	Karen Morton	FR	C	6-3	Lake City, TN	11.7	5.5	.556	.812
51	Sonya Cannon	SO	F	5-8	Maryville, TN	1.6	0.2	.384	.500
52	Tammy Larkey	SO	C	6-5	Gray, TN				
55	*Paula Towns	JR	C	6-1	Fort Valley, GA	11.1	7.4	.528	.656

■ 1983-84 » 23-10 » 2ND NCAA CHAMPIONSHIPS

Starting poll position: 5th (11-18-83)
Highest 1983-84 ranking: 5th (11-27-83)
Lowest 1983-84 ranking: 15th (3-11-84)
Final 1983-84 poll position: 15th (3-11-84)
Actual NCAA finish: 2nd in nation

No.	Name	Year	Pos.	Ht.	Hometown	PPG	RPG	FG-Pct.	FT-Pct.
10	Pam Marr	SO	G	5-6	Winter Park, FL	2.2	0.5	.372	.607
14	*Mary Ostrowski	SR	F	6-2	Parkersburg, WV	17.8	9.2	.523	.806
15	Kristie Snyder	SO	G	5-6	Knoxville, TN	0.0	0.0	.000	.000
23	Shelley Sexton	FR	G	5-7	Lake City, TN	0.3	0.4	.000	.000
24	*Pat Hatmaker	SR	G	5-8	Knoxville, TN	3.7	1.3	.372	.607
30	*Shelia Collins	JR	G	5-9	Colbert, GA	11.6	3.8	.440	.642
34	Lisa Webb	FR	G	5-9	Milledgeville, GA	2.0	0.9	.500	.400
35	Linda Ray	JR	F	5-9	Norris, TN				
40	Lynne Collins	SR	F	6-0	Blacksburg, VA	5.4	3.1	.491	.461
42	Valerie Freeman	FR	F	5-11	Milledgeville, GA	1.0	1.0	.285	.142
44	Cheryl Littlejohn	FR	C	6-3	Gastonia, NC	1.9	0.6	.636	.375
45	*Tanya Haave	SR	F	6-2	Evergreen, CO	16.3	6.2	.543	.730
51	Sonya Cannon	JR	F	5-8	Maryville, TN	0.0	1.0	.000	.000
53	Amy Gamble	FR	F	5-10	Glendale, WV	0.5	1.3	.153	.000
55	*Paula Towns	SR	C	6-1	Fort Valley, GA	9.4	7.8	.532	.758

■ 1984-85 » 22-10 » SEC CHAMPIONS/SEC TOURNAMENT CHAMPIONS/ 3RD NCAA MIDEAST REGIONAL

Starting poll position: 14th (11-18-84)
Highest 1984-85 ranking: 12th (11-26-84)
Lowest 1984-85 ranking: NR (12-16-84/2-10-85)
Final 1984-85 poll position: 13th (3-10-85)
Actual NCAA finish: Lost in Mideast Regional Semifinal

No.	Name	Year	Pos.	Ht.	Hometown	PPG	RPG	FG-Pct.	FT-Pct.
4	*Dawn Marsh	FR	G	5-6	Alcoa, TN	5.9	1.4	.496	.856
10	Pam Marr	JR	G	5-6	Winter Park, FL	2.5	1.3	.415	.170
11	*Kathy Spinks	FR	F	6-2	Forest Hills, KY	3.2	2.5	.379	.620
14	Sherry Bostic	FR	F	5-11	LaFollette, TN	1.4	1.3	.250	.857
23	*Shelley Sexton	SO	G	5-7	Lake City, TN	8.1	2.3	.462	.623
30	*Shelia Collins	SR	G	5-9	Colbert, GA	18.2	9.4	.438	.788
32	Jennifer Tuggle	FR	F	6-2	Etowah, TN	5.8	3.3	.496	.889
34	Lisa Webb	SO	F	5-9	Milledgeville, GA	11.6	6.0	.506	.636
35	Linda Ray	SR	F	5-9	Norris, TN	0.0	1.0	.000	.000
42	Valerie Freeman	SO	F	6-0	Milledgeville, GA	11.9	5.7	.494	.622
44	Cheryl Littlejohn	SO	C	6-3	Gastonia, NC	1.4	1.7	.512	.684
51	Sonya Cannon	SR	F	5-8	Maryville, TN	0.2	0.5	.000	.500
53	Amy Gamble	SO	F	5-10	Glendale, WV				
55	*Karla Horton	FR	C	6-2	Kershaw, SC	7.7	7.2	.487	.667

ALL-TIME LADY VOL TEAMS (CONTINUED)

■ 1985-86 » 24-10 » 3RD NCAA CHAMPIONSHIPS

Starting poll position: 9th (11-12-85)
Highest 1985-86 ranking: 9th (11-12-85)
Lowest 1985-86 ranking: 15th (3-9-86)
Final 1985-86 poll position: 15th (3-9-86)
Actual NCAA finish: 3rd in nation

No.	Name	Year	Pos.	Ht.	Hometown	PPG	RPG	FG-Pct.	FT-Pct.
4	*Dawn Marsh	SO	G	5-6	Alcoa, TN	5.7	1.9	.411	.683
10	Pam Marr	SR	G	5-6	Winter Park, FL	1.7	0.9	.309	.647
11	Kathy Spinks	SO	C	6-2	Forest Hills, KY	5.7	3.6	.469	.588
12	*Sheila Frost	FR	C	6-4	Pulaski, TN	12.2	9.4	.580	.525
14	Sherry Bostic	SO	G/F	5-11	LaFollette, TN	4.5	2.4	.510	.711
23	*Shelley Sexton	JR	G	5-7	Lake City, TN	12.2	3.3	.487	.644
30	*Bridgette Gordon	FR	F	6-0	DeLand, FL	14.2	6.2	.480	.633
32	Jennifer Tuggle	SO	F	6-2	Etowah, TN	4.2	1.4	.563	.600
34	Lisa Webb	JR	F/C	5-9	Milledgeville, GA				
35	Melissa McCray	FR	G/F	5-10	Johnson City, TN	7.3	2.7	.512	.755
42	Valerie Freeman	JR	F	6-0	Milledgeville, GA				
44	Cheryl Littlejohn	JR	C	6-3	Gastonia, NC	3.1	1.8	.494	.633
51	Lesia Cecil	FR	G	5-2	Helenwood, TN	0.8	0.3	.500	.333
55	*Karla Horton	SO	C	6-2	Kershaw, SC	10.7	9.2	.497	.594

■ 1986-87 » 28-6 » NCAA NATIONAL CHAMPIONS

Starting poll position: 3rd (11-18-86)
Highest 1986-87 ranking: 1st (three times)
Lowest 1986-87 ranking: 9th (2-16-87)
Final 1986-87 poll position: 7th (3-10-87)
Actual NCAA finish: NCAA CHAMPIONS

No.	Name	Year	Pos.	Ht.	Hometown	PPG	RPG	FG-Pct.	FT-Pct.
4	*Dawn Marsh	JR	G	5-6	Alcoa, TN	5.2	1.6	.484	.723
11	Kathy Spinks	JR	F/C	6-2	Forest Hills, KY	4.1	2.7	.455	.532
12	*Sheila Frost	SO	C	6-4	Pulaski, TN	11.3	6.4	.590	.598
14	Gay Townson	JR	F	5-9	Loudon, TN	0.8	0.2	.500	1.000
23	*Shelley Sexton	SR	G	5-7	Lake City, TN	8.2	2.8	.459	.689
24	Carla McGhee	FR	F	6-3	Peoria, IL	4.3	3.3	.474	.688
30	*Bridgette Gordon	SO	F	6-0	DeLand, FL	16.4	6.8	.484	.719
32	Jennifer Tuggle	RS-SO	F	6-2	Etowah, TN	2.5	1.1	.468	.571
33	Tonya Edwards	FR	G	5-10	Flint, MI	8.9	2.7	.432	.788
34	Lisa Webb	JR	F	5-9	Milledgeville, GA	4.5	2.2	.467	.769
35	Melissa McCray	SO	G/F	5-10	Johnson City, TN	5.5	2.2	.438	.743
40	Sabrina Mott	FR	G	5-9	Brentwood, TN	0.7	0.4	.000	.700
44	Cheryl Littlejohn	SR	C	6-3	Gastonia, NC	1.9	1.3	.467	.692
55	*Karla Horton	JR	F/C	6-2	Kershaw, SC	9.8	6.8	.459	.717

■ 1987-88 » 31-3 » SEC TOURNAMENT CHAMPIONS/3RD NCAA CHAMPIONSHIPS

Starting poll position: 1st (11-23-87)
Highest 1987-88 ranking: 1st (three times)
Lowest 1987-88 ranking: 4th (2-8-88)
Final 1987-88 poll position: 1st (3-14-88)
Actual NCAA finish: 3rd in nation

No.	Name	Year	Pos.	Ht.	Hometown	PPG	RPG	FG-Pct.	FT-Pct.
4	*Dawn Marsh	SR	G	5-6	Alcoa, TN	5.7	1.9	.511	.853
11	Kathy Spinks	SR	C	6-2	Forest Hills, KY	5.5	3.1	.594	.683
12	*Sheila Frost	JR	C	6-4	Pulaski, TN	14.6	7.9	.615	.645
14	Gay Townson	JR	F	5-9	Loudon, TN				
23	Kris Durham	FR	G	5-8	Dunellen, NJ	6.5	1.4	.497	.734
24	Carla McGhee	SO	F	6-3	Peoria, IL				
30	*Bridgette Gordon	JR	F	6-0	DeLand, FL	20.8	6.8	.541	.702
32	Jennifer Tuggle	JR	F	6-2	Etowah, TN	6.0	2.8	.490	.765
33	Tonya Edwards	SO	G	5-10	Flint, MI	12.9	4.9	.456	.742
34	*Lisa Webb	SR	F	5-9	Milledgeville, GA	9.5	7.3	.477	.750
35	*Melissa McCray	JR	G/F	5-10	Morristown, TN	5.9	2.8	.401	.714
42	Pearl Moore	FR	F	6-2	Harriman, TN	4.6	3.5	.549	.487

GENERAL

STAFF

PLAYERS

REVIEW

HISTORY

FACILITIES

NCAA

SEC

RECORDS

MEDIA INFO



ALL-TIME LADY VOL TEAMS (CONTINUED)

■ 1988-89 » 35-2 » SEC TOURNAMENT CHAMPIONS/NCAA NATIONAL CHAMPIONS

Starting poll position: 1st (11-21-88)

Highest 1988-89 ranking: 1st (11-21-88/1-2-89, 3-13-89)

Lowest 1988-89 ranking: 3rd (2-13-89)

Final 1988-89 poll position: 1st (3-13-89)

Actual NCAA finish: NCAA CHAMPIONS

No.	Name	Year	Pos.	Ht.	Hometown	PPG	RPG	FG-Pct.	FT-Pct.
5	Regina Clark	FR	G	5-8	Saginaw, MI	5.2	2.2	.449	.682
11	*Dena Head	FR	G	5-10	Canton, MI	6.5	3.0	.443	.747
12	*Sheila Frost	SR	C	6-4	Pulaski, TN	13.7	6.7	.578	.678
23	Kris Durham	SO	G	5-8	Dunellen, NJ				
24	*Carla McGhee	SO	C/F	6-3	Peoria, IL	5.3	5.4	.528	.506
30	*Bridgette Gordon	SR	F	6-0	DeLand, FL	20.4	7.0	.535	.697
32	Daedra Charles	SO	C	6-3	Detroit, MI	9.8	6.7	.539	.567
33	Tonya Edwards	JR	G	5-10	Flint, MI	9.7	3.0	.452	.797
34	Kelli Casteel	FR	F	6-2	Maryville, TN	3.8	1.9	.698	.633
35	*Melissa McCray	SR	G	5-10	Morristown, TN	6.4	3.1	.413	.788
42	Pearl Moore	SO	C	6-2	Harriman, TN				
50	Debbie Scott	FR	F	6-1	Gallatin, TN	4.5	1.8	.486	.565
52	Debbie Hawhee	FR	F	6-1	Greeneville, TN	2.6	1.4	.404	.730

■ 1989-90 » 27-6 » SEC CHAMPIONS/2ND NCAA EAST REGIONAL

Starting poll position: 2nd (11-20-89)

Highest 1989-90 ranking: 1st (11-27/12-4-89)

Lowest 1989-90 ranking: 7th (12-24-89)

Final 1989-90 poll position: 4th (3-12-90)

Actual NCAA finish: Lost in East Regional Final

No.	Name	Year	Pos.	Ht.	Hometown	PPG	RPG	FG-Pct.	FT-Pct.
3	Jody Adams	FR	G	5-4	Cleveland, TN	6.4	1.7	.384	.831
5	Regina Clark	SO	G	5-8	Saginaw, MI	3.0	1.4	.385	.529
11	*Dena Head	SO	G	5-10	Canton, MI	11.4	5.3	.451	.723
21	Lisa Harrison	FR	F	6-0	Louisville, KY	7.7	4.8	.467	.631
24	*Carla McGhee	JR	F/C	6-3	Peoria, IL	9.0	6.8	.484	.691
32	*Daedra Charles	JR	C	6-3	Detroit, MI	15.9	8.7	.551	.561
33	*Tonya Edwards	SR	G	5-10	Flint, MI	11.3	3.2	.426	.761
34	Kelli Casteel	SO	C	6-2	Maryville, TN	5.4	2.7	.528	.644
42	Pearl Moore	SO	C	6-2	Harriman, TN	1.1	1.9	.333	.500
44	Melissa Smith	FR	F/C	6-2	Schofield, WI	1.4	1.2	.368	.500
50	*Debbie Scott	SO	F	6-0	Gallatin, TN	5.0	2.0	.468	.654
52	Debbie Hawhee	SO	F	6-1	Greeneville, TN	4.0	1.9	.535	.742

■ 1990-91 » 30-5 » NCAA NATIONAL CHAMPIONS

Starting poll position: 6th (11-19-90)

Highest 1990-91 ranking: 2nd (1-15-91)

Lowest 1990-91 ranking: 10th (12-11-90)

Final 1990-91 poll position: 4th (3-12-91)

Actual NCAA finish: NCAA CHAMPIONS

No.	Name	Year	Pos.	Ht.	Hometown	PPG	RPG	FG-Pct.	FT-Pct.
3	*Jody Adams	SO	G	5-4	Cleveland, TN	8.5	2.3	.460	.769
5	Regina Clark	JR	G	5-8	Saginaw, MI	3.0	0.9	.390	.656
11	*Dena Head	JR	G	5-10	Canton, MI	13.1	5.7	.505	.713
15	Marlene Jeter	SO	C	6-0	Carlisle, SC	3.7	2.4	.414	.606
20	Peggy Evans	FR	C	6-0	Detroit, MI	8.5	5.7	.537	.744
21	*Lisa Harrison	SO	F	6-0	Louisville, KY	7.6	5.7	.397	.508
32	*Daedra Charles	SR	C	6-3	Detroit, MI	17.3	9.2	.561	.585
33	Nikki Caldwell	FR	G	5-10	Oak Ridge, TN	8.6	1.6	.393	.657
34	*Kelli Casteel	JR	C	6-2	Maryville, TN	7.9	4.1	.525	.672
50	Tamara Carver	FR	G	5-6	Cosby, TN	1.0	0.3	.500	.000
52	Debbie Hawhee	JR	F	6-1	Greeneville, TN	3.0	1.9	.404	.548

ALL-TIME LADY VOL TEAMS (CONTINUED)

■ 1991-92 » 28-3 » SEC TOURNAMENT CHAMPIONS/3RD NCAA MIDEAST REGIONAL

Starting poll position: 1st (11-19-91)
Highest 1991-92 ranking: 1st (four times)
Lowest 1991-92 ranking: 4th (2-3-92)
Final 1991-92 poll position: 2nd (3-16-92)
Actual NCAA finish: Lost in Mideast Regional Semifinal

No.	Name	Year	Pos.	Ht.	Hometown	PPG	RPG	FG-Pct.	FT-Pct.
3	*Jody Adams	JR	G	5-5	Cleveland, TN	5.6	1.4	.426	.833
5	Regina Clark	SR	G	5-9	Saginaw, MI	2.3	0.6	.303	.619
10	Tiffany Woosley	FR	G	5-6	Tullahoma, TN	8.9	2.1	.424	.794
11	*Dena Head	SR	G	5-11	Canton, MI	13.7	5.2	.487	.716
15	Marlene Jeter	JR	F/C	5-11	Carlisle, SC	2.0	1.5	.250	.857
20	*Peggy Evans	SO	F	6-0	Detroit, MI	14.8	6.5	.531	.573
21	Lisa Harrison	JR	F	6-0	Louisville, KY	5.6	5.2	.393	.727
23	*Nikki McCray	SO	F	5-11	Collierville, TN	6.9	3.7	.500	.736
24	Vonda Ward	FR	C	6-6	Northfield, OH	5.5	3.8	.491	.652
33	Nikki Caldwell	SO	G	5-11	Oak Ridge, TN	3.7	2.2	.314	.659
34	*Kelli Casteel	SR	C	6-2	Maryville, TN	8.8	4.7	.511	.700
42	Rochone Dilligard	FR	F/C	6-1	Lebanon, TN	2.1	1.4	.500	.417
52	Debbie Hawhee	SR	F	6-1	Greeneville, TN	1.9	1.6	.310	.800
53	Dana Johnson	FR	C	6-2	Baltimore, MD	7.8	5.6	.479	.576

■ 1992-93 » 29-3 » SEC CHAMPIONS/2ND NCAA MIDEAST REGIONAL

Starting poll position: 2nd (11-30-92)
Highest 1992-93 ranking: 1st (nine times)
Lowest 1992-93 ranking: 2nd (3-16-93)
Final 1992-93 poll position: 2nd (3-16-93)
Actual NCAA finish: Lost in Mideast Regional Final

No.	Name	Year	Pos.	Ht.	Hometown	PPG	RPG	FG-Pct.	FT-Pct.
3	Jody Adams	SR	G	5-5	Cleveland, TN	3.6	0.8	.357	.500
5	Latina Davis	FR	G	5-6	Winchester, TN	6.0	3.1	.362	.740
10	*Tiffany Woosley	SO	G	5-6	Shelbyville, TN	11.5	2.4	.370	.827
20	*Peggy Evans	JR	C	6-0	Detroit, MI	11.4	6.2	.463	.639
21	*Lisa Harrison	SR	F	6-0	Louisville, KY	10.0	9.4	.468	.621
23	*Nikki McCray	JR	F	5-11	Collierville, TN	14.9	4.5	.465	.722
24	*Vonda Ward	SO	C	6-6	Northfield, OH	8.9	7.8	.449	.678
33	Nikki Caldwell	JR	G	5-11	Oak Ridge, TN	5.3	2.3	.322	.722
42	Rochone Dilligard	SO	F/C	6-1	Lebanon, TN	2.2	2.1	.500	.455
44	Michelle Johnson	FR	F	6-0	Shelbyville, TN	1.5	1.4	.250	.706
53	Dana Johnson	SO	C	6-2	Baltimore, MD	10.9	5.7	.534	.587

■ 1993-94 » 31-2 » SEC CHAMPIONS/SEC TOURNAMENT CHAMPIONS/ 3RD NCAA MIDEAST REGIONAL

Starting poll position: 1st (11-16-93)
Highest 1993-94 ranking: 1st (14 times)
Lowest 1993-94 ranking: 2nd (three times)
Final 1993-94 poll position: 1st (3-14-94)
Actual NCAA finish: Lost in Mideast Regional Semifinal

No.	Name	Year	Pos.	Ht.	Hometown	PPG	RPG	FG-Pct.	FT-Pct.
3	Michelle Marciniak	SO	G	5-9	Macungie, PA	6.2	1.8	.405	.688
5	Latina Davis	SO	G	5-6	Winchester, TN	7.7	3.5	.485	.879
10	*Tiffany Woosley	JR	G	5-6	Shelbyville, TN	11.9	2.0	.453	.880
23	*Nikki McCray	JR	F	5-11	Collierville, TN	16.3	7.0	.506	.703
24	*Vonda Ward	JR	C	6-6	Northfield, OH	8.4	6.5	.438	.703
25	Tanika Smith	FR	G	5-8	Knoxville, TN	0.7	1.2	.278	.647
33	*Nikki Caldwell	SR	G	5-11	Oak Ridge, TN	5.7	2.8	.345	.743
42	Rochone Dilligard	JR	F/C	6-1	Lebanon, TN	2.5	1.6	.424	.645
44	Pashen Thompson	FR	F	6-1	Philadelphia, MS	5.8	5.6	.441	.733
52	Abby Conklin	FR	F	6-3	Charlestown, IN	4.8	2.3	.496	.775
53	*Dana Johnson	JR	C	6-2	Baltimore, MD	13.8	7.3	.546	.637

GENERAL

STAFF

PLAYERS

REVIEW

HISTORY

FACILITIES

NCAA

SEC

RECORDS

MEDIA INFO



ALL-TIME LADY VOL TEAMS (CONTINUED)

■ 1994-95 » 34-3 » SEC CHAMPIONS/2ND NCAA CHAMPIONSHIPS

Starting poll position: 1st (11-21-94)

Highest 1994-95 ranking: 1st (8 times)

Lowest 1994-95 ranking: 3rd (one time)

Final 1994-95 poll position: 3rd (3-13-95)

Actual NCAA finish: 2nd in nation

No.	Name	Year	Pos.	Ht.	Hometown	PPG	RPG	FG-Pct.	FT-Pct.
00	Michelle Johnson	JR	F	6-0	Shelbyville, TN	3.9	3.5	.454	.706
3	*Michelle Marciniak	JR	G	5-9	Macungie, PA	10.8	2.7	.444	.729
4	Tiffani Johnson	FR	C	6-4	Charlotte, NC	9.0	6.5	.512	.741
5	*Latina Davis	JR	G	5-6	Winchester, TN	10.4	4.4	.444	.802
10	Tiffany Woosley	SR	G	5-6	Shelbyville, TN	7.4	2.6	.308	.556
11	Laurie Milligan	FR	G	5-8	Tigard, OR	2.9	1.0	.353	.661
23	*Nikki McCray	SR	F	5-11	Collierville, TN	15.2	5.9	.492	.680
24	Vonda Ward	SR	C	6-6	Northfield, OH	3.9	4.0	.458	.662
25	Tanika Smith	SO	G	5-8	Knoxville, TN	1.0	0.4	.353	.667
31	Brynae Laxton	FR	F	6-0	Oneida, TN				
44	*Pashen Thompson	SO	F	6-1	Philadelphia, MS	6.2	5.5	.578	.839
52	Abby Conklin	SO	F	6-3	Charlestown, IN	5.9	2.9	.355	.882
53	*Dana Johnson	SR	C	6-2	Baltimore, MD	15.6	7.8	.616	.717

■ 1995-96 » 32-4 » SEC TOURNAMENT CHAMPIONS/NCAA NATIONAL CHAMPIONS

Starting poll position: 6th (11-19-95)

Highest 1995-96 ranking: 2nd (twice)

Lowest 1995-96 ranking: 6th (three times)

Final 1995-96 poll position: 4th (3-11-96)

Actual NCAA finish: NCAA CHAMPIONS

No.	Name	Year	Pos.	Ht.	Hometown	PPG	RPG	FG-Pct.	FT-Pct.
3	*Michelle Marciniak	SR	G	5-9	Macungie, PA	11.6	3.0	.439	.795
4	Tiffani Johnson	SO	C	6-4	Charlotte, NC	7.5	6.3	.487	.618
5	*Latina Davis	SR	G	5-6	Winchester, TN	12.5	4.9	.499	.709
10	Kim Smallwood	FR	F/C	5-10	Richmond, TX	2.1	1.4	.432	.550
11	Laurie Milligan	SO	G	5-8	Tigard, OR	1.7	0.7	.375	.640
13	Misty Greene	FR	G/F	5-9	Decatur, TN	0.9	0.5	.192	.000
14	Kellie Jolly	FR	G	5-10	Sparta, TN	4.2	1.2	.431	.694
23	*Chamique Holdsclaw	FR	F/C	6-2	Astoria, NY	16.2	9.1	.468	.713
31	Brynae Laxton	FR	F	6-0	Oneida, TN	4.2	2.6	.359	.704
44	*Pashen Thompson	JR	C	6-1	Philadelphia, MS	9.1	7.2	.527	.711
52	*Abby Conklin	JR	F	6-3	Charlestown, IN	11.6	5.5	.453	.712

■ 1996-97 » 29-10 » NCAA NATIONAL CHAMPIONS

Starting poll position: 4th (11-11-96)

Highest 1996-97 ranking: 3rd (11-18-96)

Lowest 1996-97 ranking: 11th (3-3-97)

Final 1996-97 poll position: 10th (3-10-97)

Actual NCAA finish: NCAA CHAMPIONS

No.	Name	Year	Pos.	Ht.	Hometown	PPG	RPG	FG-Pct.	FT-Pct.
3	Niya Butts	FR	G	6-0	Americus, GA	2.5	1.3	.406	.676
4	Tiffani Johnson	JR	C	6-4	Charlotte, NC	10.0	7.4	.532	.705
5	*Kyra Elzy	FR	G/F	6-1	LaGrange, KY	5.8	3.5	.363	.569
11	Laurie Milligan	JR	G	5-8	Tigard, OR	8.3	2.3	.359	.868
13	Misty Greene	SO	G/F	5-9	Decatur, TN	5.8	1.4	.385	.839
14	*Kellie Jolly	SO	G	5-10	Sparta, TN	8.4	1.9	.409	.750
23	*Chamique Holdsclaw	SO	F	6-2	Astoria, NY	16.2	9.4	.498	.667
31	Brynae Laxton	SO	F	6-0	Oneida, TN	2.9	2.1	.344	.526
34	LaShonda Stephens	FR	C	6-3	Woodstock, GA	2.4	1.5	.380	.696
44	*Pashen Thompson	SR	C	6-1	Philadelphia, MS	8.1	6.5	.522	.758
52	*Abby Conklin	SR	F	6-3	Charlestown, IN	11.7	4.8	.439	.835

ALL-TIME LADY VOL TEAMS (CONTINUED)

■ 1997-98 » 39-0 » SEC CHAMPIONS/SEC TOURNAMENT CHAMPIONS/ NCAA NATIONAL CHAMPIONS

Starting poll position: 1st (11-10-97)
Highest 1997-98 ranking: 1st (all 18 polls)
Lowest 1997-98 ranking: 1st (all 18 polls)
Final 1997-98 poll position: 1st (3-9-98)
Actual NCAA finish: NCAA CHAMPIONS

No.	Name	Year	Pos.	Ht.	Hometown	PPG	RPG	FG-Pct.	FT-Pct.
3	Niya Butts	SO	G	6-0	Americus, GA	1.8	1.1	.415	.457
5	Kyra Elzy	SO	G/F	6-1	LaGrange, KY	7.0	4.0	.408	.686
11	Laurie Milligan	SR	G	5-8	Tigard, OR	2.0	0.4	.429	.571
13	Misty Greene	JR	G/F	5-9	Decatur, TN	2.0	1.2	.289	.857
14	*Kellie Jolly	JR	G	5-10	Sparta, TN	7.6	2.3	.463	.843
21	*Semeka Randall	FR	G	5-10	Cleveland, OH	15.9	5.3	.487	.728
23	*Chamique Holdscraw	JR	F	6-2	Astoria, NY	23.5	8.4	.546	.765
24	*Tamika Catchings	FR	F	6-1	Duncanville, TX	18.2	8.0	.537	.760
31	Brynae Laxton	JR	F	6-0	Oneida, TN	1.2	1.9	.279	.400
33	Kristen "Ace" Clement	FR	G	5-11	Broomall, PA	5.6	2.2	.421	.644
34	*LaShonda Stephens	SO	C	6-3	Woodstock, GA	4.0	3.4	.308	.587
40	Teresa Geter	FR	C	6-3	Columbia, SC	6.3	4.8	.547	.623

■ 1998-99 » 31-3 » SEC CHAMPIONS/SEC TOURNAMENT CHAMPIONS/ 2ND NCAA EAST REGIONAL

Starting poll position: 1st (11-9-98)
Highest 1998-99 ranking: 1st (seven times)
Lowest 1998-99 ranking: 4th (11-16-98)
Final 1998-99 poll position: 2nd (3-8-99)
Actual NCAA finish: Lost in East Regional Final

No.	Name	Year	Pos.	Ht.	Hometown	PPG	RPG	FG-Pct.	FT-Pct.
00	*Michelle Snow	FR	C	6-5	Pensacola, FL	8.5	6.4	.600	.519
3	Niya Butts	JR	F	6-0	Americus, GA	2.9	1.4	.615	.595
5	Kyra Elzy	JR	G/F	6-1	LaGrange, KY				
11	Amanda Canon	FR	G	5-11	Shelbyville, TN	0.7	0.4	.188	.600
14	*Kellie Jolly	SR	G	5-10	Sparta, TN	7.5	2.3	.449	.704
21	*Semeka Randall	SO	G	5-10	Cleveland, OH	14.1	4.8	.512	.590
23	*Chamique Holdscraw	SR	F	6-2	Astoria, NY	21.3	8.1	.519	.707
24	*Tamika Catchings	SO	F	6-1	Duncanville, TX	16.6	7.3	.512	.775
31	Sarah Edwards	FR	F	5-11	Sevierville, TN	2.3	0.6	.684	.727
33	Kristen "Ace" Clement	SO	G	5-11	Broomall, PA	7.6	2.0	.461	.688
40	Teresa Geter	SO	C	6-3	Columbia, SC	5.9	4.7	.453	.816
50	Shalon Pillow	FR	C	6-3	Addyston, OH	3.0	1.7	.640	.519

■ 1999-00 » 33-4 » SEC CHAMPIONS/SEC TOURNAMENT CHAMPIONS/ 2ND NCAA CHAMPIONSHIPS

Starting poll position: 2nd (11-9-99)
Highest 1999-2000 ranking: 2nd (fourteen times)
Lowest 1999-2000 ranking: 5th (two times)
Final 1999-2000 poll position: 2nd (3-13-2000)
Actual NCAA finish: 2nd in nation

No.	Name	Year	Pos.	Ht.	Hometown	PPG	RPG	FG-Pct.	FT-Pct.
00	*Michelle Snow	SO	C	6-5	Pensacola, FL	11.8	6.3	.555	.629
3	Niya Butts	SR	F	6-0	Americus, GA	2.1	1.0	.846	.500
5	Kyra Elzy	SR*	G-F	6-1	LaGrange, KY	3.1	2.6	.367	.492
10	April McDivitt	FR	G	5-7	Connersville, IN	4.6	1.2	.397	.723
11	Amanda Canon	SO	F	5-11	Shelbyville, TN	1.0	0.1	.500	.750
12	Tasheika Morris	FR	F	6-0	Huntsville, AL	2.2	0.8	.353	.600
13	Gwen Jackson	FR	C-F	6-2	Eufaula, AL	5.5	4.5	.458	.637
20	*Kara Lawson	FR	G-F	5-9	Alexandria, VA	13.6	4.1	.458	.817
21	*Semeka Randall	JR	G	5-10	Cleveland, OH	14.0	5.3	.418	.785
24	*Tamika Catchings	JR	F	6-1	Duncanville, TX	15.7	7.9	.475	.767
31	Sarah Edwards	SO	G	5-11	Sevierville, TN	1.2	0.2	.231	1.000
33	*Kristen "Ace" Clement	JR	G	5-11	Broomall, PA	5.6	3.0	.356	.620
34	LaShonda Stephens	SR*	C	6-3	Woodstock, GA	1.0	0.9	.286	.429
50	Shalon Pillow	SO	C	6-3	Addyston, OH	2.6	1.7	.596	.600

ALL-TIME LADY VOL TEAMS (CONTINUED)

■ 2000-01 » 31-3 » SEC CHAMPIONS/3RD NCAA MIDEAST REGIONAL

Starting poll position: 2nd (11-6-00)

Highest 2000-01 ranking: 1st (two times)

Lowest 2000-01 ranking: 3rd (four times)

Final 2000-01 poll position: 3rd (3-11-2000)

Actual NCAA finish: Lost in Mideast Regional Semifinal

No.	Name	Year	Pos.	Ht.	Hometown	PPG	RPG	FG-Pct.	FT-Pct.
00	*Michelle Snow	JR	C	6-5	Pensacola, FL	11.1	6.8	.572	.608
3	Tasha Butts	FR	G	5-11	Milledgeville, GA	4.7	2.0	.427	.766
4	LaToya Davis	FR	F	6-0	Forsyth, GA	2.9	1.5	.383	.455
5	Kyra Elzy	RS-SR	G-F	6-1	LaGrange, KY	2.0	1.7	.435	.571
10	April McDivitt	SO	G	5-7	Connersville, IN	5.4	1.6	.432	.794
11	Amanda Canon	JR	F	5-11	Shelbyville, TN	1.5	0.1	.200	.900
13	Gwen Jackson	SO	C-F	6-2	Eufaula, AL	11.7	6.3	.486	.788
20	*Kara Lawson	SO	G-F	5-9	Alexandria, VA	11.4	3.5	.433	.857
21	*Semeka Randall	SR	G	5-10	Cleveland, OH	10.3	5.0	.417	.713
24	*Tamika Catchings	SR	F	6-1	Duncanville, TX	15.2	8.8	.477	.806
31	Sarah Edwards	JR	G	5-11	Sevierville, TN	0.3	0.1	.500	.000
33	*Kristen "Ace" Clement	SR	G	5-11	Broomall, PA	4.5	2.4	.385	.643
42	Courtney McDaniel	FR	C-F	6-1	Bristol, TN	3.3	2.2	.571	.615
43	Ashley Robinson	FR	C	6-5	Grand Prairie, TX	8.9	5.3	.492	.515
50	Shalon Pillow	JR	C	6-3	Addyston, OH	3.0	1.8	.537	.692

■ 2001-02 » 29-5 » SEC CHAMPIONS/3RD NCAA CHAMPIONSHIPS

Starting poll position: 2nd (11-5-01)

Highest 2001-02 ranking: 2nd (12 times)

Lowest 2001-02 ranking: 6th (two times)

Final 2001-02 poll position: 6th (3-11-2002)

Actual NCAA finish: 3rd in nation

No.	Name	Year	Pos.	Ht.	Hometown	PPG	RPG	FG-Pct.	FT-Pct.
00	*Michelle Snow	SR	C	6-5	Pensacola, FL	12.3	6.5	.503	.753
3	Tasha Butts	SO	G	5-11	Milledgeville, GA	4.3	3.0	.294	.745
4	LaToya Davis	SO	F	6-0	Forsyth, GA	3.9	1.9	.440	.667
10	*April McDivitt	JR	G	5-7	Connersville, IN	4.9	1.6	.405	.692
11	Amanda Canon	SR	F	5-11	Shelbyville, TN	0.2	1.0	.000	.333
13	*Gwen Jackson	JR	F	6-2	Eufaula, AL	10.5	6.2	.471	.800
14	Michelle Muñoz	FR	F	6-1	Mason, OH	3.7	2.0	.581	.806
20	*Kara Lawson	JR	G	5-9	Alexandria, VA	15.1	4.9	.466	.835
21	Loree Moore	FR	G	5-9	Carson, CA	5.7	2.7	.467	.694
25	Brittany Jackson	FR	G-F	6-0	Cleveland, TN	6.5	2.1	.392	.745
33	Ashley Robinson	SO	C	6-5	Grand Prairie, TX	4.7	2.6	.382	.529
42	Courtney McDaniel	SO	C-F	6-1	Bristol, TN	3.3	3.0	.402	.618
43	*Shyra Ely	FR	F	6-2	Indianapolis, IN	9.3	5.4	.490	.585
50	Shalon Pillow	SR	C	6-3	Addyston, OH	2.0	0.8	.545	.688

■ 2002-03 » 33-5 » SEC CHAMPIONS/2ND NCAA CHAMPIONSHIPS

Starting poll position: 2nd (11-11-02)

Highest 2002-03 ranking: 2nd (two times)

Lowest 2002-03 ranking: 5th (four times)

Final 2002-03 poll position: 4th (3-17-03)

Actual NCAA finish: 2nd in nation

No.	Name	Year	Pos.	Ht.	Hometown	PPG	RPG	FG-Pct.	FT-Pct.
3	*Tasha Butts	JR	G	5-11	Milledgeville, GA	6.3	4.8	.355	.795
4	LaToya Davis	JR	F	6-0	Forsyth, GA	2.2	1.7	.467	.692
5	Shanna Zolman	FR	G	5-10	Syracuse, IN	7.5	2.1	.419	.892
13	*Gwen Jackson	SR	F	6-2	Eufaula, AL	16.1	6.2	.572	.756
20	*Kara Lawson	SR	G	5-8	Alexandria, VA	14.4	4.9	.469	.884
21	*Loree Moore	SO	G	5-9	Lakewood, CA	6.4	3.4	.470	.612
25	Brittany Jackson	SO	F	6-0	Cleveland, TN	5.7	1.4	.356	.736
33	*Ashley Robinson	JR	C	6-5	Grand Prairie, TX	5.8	5.4	.418	.392
42	Courtney McDaniel	JR	F	6-1	Bristol, TN	4.3	3.0	.594	.724
43	Shyra Ely	SO	F	6-2	Indianapolis, IN	9.8	6.6	.495	.713
50	Tye'sha Fluker	FR	C	6-5	Pasadena, CA	3.1	2.5	.400	.571

ALL-TIME LADY VOL TEAMS (CONTINUED)

■ 2003-04 » 31-4 » SEC CHAMPIONS/2ND NCAA CHAMPIONSHIPS

Starting poll position: 4th (11-3-03)
Highest 2003-04 ranking: 1st (two times)
Lowest 2003-04 ranking: 5th (four times)
Final 2003-04 poll position: 2nd (3-29-04)
Actual NCAA finish: 2nd in nation

No.	Name	Year	Pos.	Ht.	Hometown	PPG	RPG	FG-Pct.	FT-Pct.
1	Sidney Spencer	FR	F	6-3	Hoover, AL	5.5	3.5	.436	.786
3	*Tasha Butts	SR	G	5-11	Milledgeville, GA	10.4	5.4	.408	.818
4	*LaToya Davis	SR	F	6-0	Forsyth, GA	5.1	3.2	.463	.794
5	*Shanna Zolman	SO	G	5-10	Syracuse, IN	12.3	2.8	.437	.957
13	Dominique Redding	FR	F	6-1	Clearwater, FL	1.9	0.9	.429	.500
21	Loree Moore	JR	G	5-9	Lakewood, CA	7.9	5.5	.460	.529
25	Brittany Jackson	JR	F	6-0	Cleveland, TN	7.3	1.9	.393	.824
33	*Ashley Robinson	SR	C	6-5	Grand Prairie, TX	8.1	6.4	.486	.396
42	Courtney McDaniel	SR	F	6-1	Bristol, TN	2.3	2.2	.462	.765
43	*Shyra Ely	JR	F	6-2	Indianapolis, IN	14.5	8.0	.481	.678
50	Tye'sha Fluker	SO	C	6-5	Pasadena, CA	5.4	3.1	.484	.630

■ 2004-05 » 30-5 » SEC TOURNAMENT CHAMPIONS/3RD NCAA CHAMPIONSHIPS

Starting poll position: 1st (11-8-04)
Highest 2004-05 ranking: 1st (four times)
Lowest 2004-05 ranking: 10th (1-3-05)
Final 2004-05 poll position: 3rd (3-28-05)
Actual NCAA finish: 3rd in nation

No.	Name	Year	Pos.	Ht.	Hometown	PPG	RPG	FG-Pct.	FT-Pct.
1	Sidney Spencer	SO	F	6-3	Hoover, AL	5.2	4.0	.392	.800
3	Candace Parker	FR	F	6-4	Naperville, IL				
5	*Shanna Zolman	JR	G	5-10	Syracuse, IN	12.5	2.3	.441	.862
12	Abby Canon	FR	G	5-10	Shelbyville, TN	0.0	0.1	.000	.000
13	Dominique Redding	SO	F	6-1	Clearwater, FL	4.0	1.6	.412	.816
14	*Alexis Hornbuckle	FR	G	5-11	Charleston, WV	8.6	5.4	.444	.606
15	Sa'de Wiley-Gatewood	FR	G	5-9	Pomona, CA	3.9	1.5	.366	.917
21	*Loree Moore	SR	G	5-9	Lakewood, CA	5.1	4.6	.337	.742
25	Brittany Jackson	SR	F	6-0	Cleveland, TN	8.3	2.1	.342	.810
31	Aubrey Guastalli	SR	G	5-6	Westwood, MA	0.0	0.1	.000	.000
33	Sybil Dosty	FR	C	6-3	Tucson, AZ	2.5	2.4	.565	.444
43	*Shyra Ely	SR	F	6-2	Indianapolis, IN	14.4	7.0	.456	.723
44	Alex Fuller	FR	F	6-3	Shelbyville, TN				
50	Tye'sha Fluker	JR	C	6-5	Pasadena, CA	7.4	5.4	.461	.641
55	*Nicky Anosike	FR	C	6-4	Staten Island, NY	6.7	6.1	.368	.657

■ 2005-06 » 31-5 » SEC TOURNAMENT CHAMPIONS/ 2ND NCAA CLEVELAND REGIONAL

Starting poll position: 2nd
Highest 2005-06 ranking: 1st (nine times)
Lowest 2005-06 ranking: 8th (2-27-06)
Final 2005-06 poll position: 6th (3-20-06)
Actual NCAA finish: Lost in Cleveland Regional Final

No.	Name	Year	Pos.	Ht.	Hometown	PPG	RPG	FG-Pct.	FT-Pct.
1	*Sidney Spencer	JR	F	6-3	Hoover, AL	9.4	3.4	.458	.925
3	*Candace Parker	RS-FR	F	6-4	Naperville, IL	17.3	8.3	.522	.729
5	*Shanna Zolman	JR	G	5-10	Syracuse, IN	15.4	2.9	.433	.944
13	Dominique Redding	JR	F	6-1	Clearwater, FL	3.7	1.3	.362	.600
14	*Alexis Hornbuckle	SO	G	5-11	Charleston, WV	9.9	5.3	.418	.745
15	Sa'de Wiley-Gatewood	SO	G	5-9	Pomona, CA	8.0	2.6	.333	.846
21	Lindsey Moss	FR	G	6-1	Alpharetta, GA	2.0	0.7	.352	.333
33	Sybil Dosty	SO	C	6-3	Tucson, AZ	2.9	2.9	.615	.548
44	Alex Fuller	RS-FR	F	6-3	Shelbyville, TN	2.1	2.0	.455	.733
50	Tye'sha Fluker	SR	C	6-5	Pasadena, CA	9.3	4.9	.532	.654
55	*Nicky Anosike	SO	C	6-4	Staten Island, NY	7.1	5.4	.510	.712

*left team Dec. 19, 2005

GENERAL

STAFF

PLAYERS

REVIEW

HISTORY

FACILITIES

NCAA

SEC

RECORDS

MEDIA INFO



ALL-TIME LADY VOL TEAMS (CONTINUED)

■ 2006-07 » 34-3 » SEC CHAMPIONS/NCAA NATIONAL CHAMPIONS

Starting poll position: 5th

Highest 2006-07 ranking: 2nd (twice)

Lowest 2006-07 ranking: 6th (12-4-06)

Final 2006-07 poll position: 3rd (3-12-07)

Actual NCAA finish: NCAA CHAMPIONS

No.	Name	Year	Pos.	Ht.	Hometown	PPG	RPG	FG-Pct.	FT-Pct.
00	*Shannon Bobbitt	JR	G	5-2	Manhattan, NY	8.7	1.6	.370	.790
1	*Sidney Spencer	SR	F	6-3	Hoover, AL	11.6	4.2	.421	.900
2	Cait McMahan	FR	G	5-4	Maryville, TN	2.4	1.2	.327	.444
3	*Candace Parker	SO	G/F/C	6-4	Naperville, IL	19.6	9.8	.529	.716
10	Elizabeth Curry	SR	G	5-6	New Virginia, IA	0.4	0.0	.200	.667
13	Dominique Redding	SR	F	6-1	Clearwater, FL	3.5	1.4	.364	.813
14	*Alexis Hornbuckle	JR	G	5-11	Charleston, WV	10.2	5.1	.440	.731
33	Alberta Auguste	JR	G/F	5-11	Marrero, LA	5.0	2.3	.434	.671
34	Nicci Moats	FR	F	6-2	Daleville, VA	0.8	0.9	.286	.300
44	Alex Fuller	SO	F/C	6-3	Shelbyville, TN	6.0	4.1	.497	.776
55	*Nicky Anosike	JR	F/C	6-4	Staten Island, NY	7.5	6.2	.427	.600

■ 2007-08 » 36-2 » SEC TOURNAMENT CHAMPIONS/NCAA NATIONAL CHAMPIONS

Starting poll position: 1st

Highest 2007-08 ranking: 1st (seven times)

Lowest 2007-08 ranking: 3rd (seven times)

Final 2007-08 poll position: 3rd (3-18-08)

Actual NCAA finish: NCAA CHAMPIONS

No.	Name	Year	Pos.	Ht.	Hometown	PPG	RPG	FG-Pct.	FT-Pct.
00	*Shannon Bobbitt	SR	G	5-2	Manhattan, NY	9.9	2.9	.404	.810
2	Cait McMahan	SO	G	5-4	Maryville, TN				
3	*Candace Parker	JR	F/G/C	6-4	Naperville, IL	21.3	8.5	.536	.698
5	*Angie Bjorklund	FR	F/G	6-0	Spokane Valley, WA	8.4	3.2	.386	.870
14	*Alexis Hornbuckle	SR	G	5-11	Charleston, WV	9.9	5.5	.443	.671
20	Sydney Smallbone	FR	G	5-10	Granger, IN	2.9	1.1	.314	.302
21	Vicki Baugh	FR	F/C	6-4	Sacramento, CA	5.3	4.0	.552	.778
33	Alberta Auguste	SR	G/F	5-11	Marrero, LA	5.3	2.9	.368	.622
44	Alex Fuller	JR	F/C	6-3	Shelbyville, TN	6.1	3.1	.473	.744
52	Kelley Cain	FR	C	6-6	Atlanta, GA				
55	*Nicky Anosike	SR	F/C	6-4	Staten Island, NY	8.8	7.3	.456	.625

■ 2008-09 » 22-11 » NCAA FIRST ROUND

Starting poll position: 5th

Highest 2008-09 ranking: 5th (11-17-08)

Lowest 2008-09 ranking: 19th (3-2-09)

Final 2008-09 poll position: 18th (3-16-09)

Actual NCAA finish: Lost in First Round

No.	Name	Year	Pos.	Ht.	Hometown	PPG	RPG	FG-Pct.	FT-Pct.
1	Briana Bass	FR	G	5-2	Indianapolis, IN	3.9	1.3	.298	.761
2	Cait McMahan	RS-SO	G	5-4	Maryville, TN	4.4	1.3	.412	.786
5	*Angie Bjorklund	SO	G/F	6-0	Spokane Valley, WA	12.3	3.0	.382	.792
10	Amber Gray	FR	F	6-1	West Chester, OH	2.7	1.9	.459	.714
15	Alicia Manning	FR	F	6-1	Woodstock, GA	3.5	2.6	.402	.594
20	Sydney Smallbone	SO	G	5-10	Granger, IN	3.1	1.0	.344	.833
21	Vicki Baugh	SO	F	6-4	Sacramento, CA	6.5	7.3	.456	.613
25	*Glory Johnson	FR	F	6-3	Knoxville, TN	10.2	7.2	.404	.616
33	Alyssia Brewer	FR	F	6-3	Sapulpa, OK	5.9	4.3	.410	.608
40	*Shekinna Stricklen	FR	G/F	6-2	Morrilton, AR	13.3	5.9	.390	.761
44	*Alex Fuller	SR	F/C	6-3	Shelbyville, TN	7.5	5.9	.432	.754
52	*Kelley Cain	RS-FR	C	6-6	Atlanta, GA	8.2	5.3	.618	.418

ALL-TIME LADY VOL TEAMS (CONTINUED)

■ 2009-10 » 32-3 » SEC CHAMPIONS/SEC TOURNAMENT CHAMPIONS/ 3RD NCAA MEMPHIS REGIONAL

Starting poll position: 6th (11-16-09)
Highest 2009-10 ranking: 3rd (twice)
Lowest 2009-10 ranking: 6th (three times)
Final 2009-10 poll position: 3rd (3-15-10)
Actual NCAA finish: Lost in Memphis Regional Semifinal

No.	Name	Year	Pos.	Ht.	Hometown	PPG	RPG	FG-Pct.	FT-Pct.
1	Briana Bass	SO	G	5-2	Indianapolis, IN	1.2	0.7	.262	.889
4	Kamiko Williams	FR	G	5-11	Clarksville, TN	4.0	1.9	.423	.741
5	*Angie Bjorklund	JR	G/F	6-0	Spokane Valley, WA	13.9	2.7	.417	.744
10	Amber Gray	SO	F	6-1	West Chester, OH				
13	Taber Spani	FR	G	6-1	Lee's Summit, MO	5.8	2.7	.413	.757
15	*Alicia Manning	SO	F	6-1	Woodstock, GA	5.4	5.1	.435	.655
20	Sydney Smallbone	JR	G	5-10	Granger, IN	2.3	0.6	.405	.800
21	Vicki Baugh	JR	F	6-4	Sacramento, CA				
25	Glory Johnson	SO	F	6-3	Knoxville, TN	10.1	7.7	.458	.648
33	*Alyssia Brewer	SO	F	6-3	Sapulpa, OK	10.2	5.9	.538	.593
34	Faith Dupree	FR	F/C	6-3	Knoxville, TN				
40	*Shekinna Stricklen	SO	G/F	6-2	Morrilton, AR	12.7	6.1	.440	.824
52	*Kelley Cain	RS-SO	C	6-6	Atlanta, GA	10.5	7.7	.607	.417

■ 2010-11 » 34-3 » SEC CHAMPIONS/SEC TOURNAMENT CHAMPIONS/ 2ND NCAA DAYTON REGIONAL

Starting poll position: 4th (11-1-10)
Highest 2010-11 ranking: 4th (12 weeks)
Lowest 2010-11 ranking: 9th (11-29-10)
Final 2010-11 poll position: 4th (3-7-11)
Actual NCAA finish: Lost in Dayton Regional Final

No.	Name	Year	Pos.	Ht.	Hometown	PPG	RPG	FG-Pct.	FT-Pct.
1	Briana Bass	JR	G	5-2	Indianapolis, IN	1.0	0.5	.240	.875
4	Kamiko Williams	SO	G	5-11	Clarksville, TN	6.8	3.2	.465	.700
5	*Angie Bjorklund	SR	G/F	6-0	Spokane Valley, WA	10.3	2.6	.435	.760
10	Meighan Simmons	FR	G	5-9	Cibolo, TX	13.5	2.7	.418	.740
12	Lauren Avant	FR	G	5-9	Memphis, TN	2.6	1.3	.394	.568
13	Taber Spani	SO	G	6-1	Lee's Summit, MO	8.0	4.1	.432	.800
15	*Alicia Manning	JR	F	6-1	Woodstock, GA	4.9	4.1	.478	.768
20	Sydney Smallbone	SR	G	5-10	Granger, IN	1.4	0.8	.357	.750
21	Vicki Baugh	RS-JR	F	6-4	Sacramento, CA	3.6	3.2	.493	.760
25	Glory Johnson	JR	F	6-3	Knoxville, TN	12.0	9.7	.534	.586
33	*Alyssia Brewer	JR	F	6-3	Sapulpa, OK	2.9	2.6	.411	.458
40	*Shekinna Stricklen	JR	G/F	6-2	Morrilton, AR	12.8	7.3	.489	.757
52	*Kelley Cain	RS-JR	C	6-6	Atlanta, GA	7.0	5.4	.594	.474

■ 2011-12 » 27-9 » SEC TOURNAMENT CHAMPIONS/ 2ND NCAA DES MOINES REGIONAL

Starting poll position: 3rd (10-31-11)
Highest 2011-12 ranking: 3rd (3 weeks)
Lowest 2011-12 ranking: 13th (2-13 & 2-27-12)
Final 2011-12 poll position: 9th (3-5-12)
Actual NCAA finish: Lost in Des Moines Regional Final

No.	Name	Year	Pos.	Ht.	Hometown	PPG	RPG	FG-Pct.	FT-Pct.
1	*Briana Bass	SR	G	5-2	Indianapolis, IN	2.0	0.6	.316	.857
4	Kamiko Williams	JR	G	5-11	Clarksville, TN	2.8	1.8	.413	.909
5	Ariel Massengale	FR	PG	5-6	Bolingbrook, IL	7.4	2.3	.387	.776
10	Meighan Simmons	SO	G	5-9	Cibolo, TX	11.1	2.3	.375	.735
11	Cierra Burdick	FR	F	6-2	Charlotte, NC	4.6	2.8	.463	.761
13	Taber Spani	JR	G	6-1	Lee's Summit, MO	6.6	2.6	.372	.767
15	*Alicia Manning	SR	F	6-1	Woodstock, GA	3.9	3.9	.414	.680
20	Isabelle Harrison	FR	F/C	6-3	Nashville, TN	3.3	2.7	.367	.621
21	*Vicki Baugh	RS-SR	F/C	6-4	Sacramento, CA	7.5	6.7	.577	.708
25	*Glory Johnson	SR	F	6-3	Knoxville, TN	14.2	9.9	.538	.636
40	*Shekinna Stricklen	SR	G/F	6-2	Morrilton, AR	15.4	6.6	.434	.737

GENERAL

STAFF

PLAYERS

REVIEW

HISTORY

FACILITIES

NCAA

SEC

RECORDS

MEDIA INFO



ALL-TIME LADY VOL TEAMS (CONTINUED)

■ 2012-13 » 27-8 » SEC CHAMPIONS/2ND NCAA OKLAHOMA CITY REGIONAL

Starting poll position: 20th (11-5-12)
Highest 2012-13 ranking: 8th (2-25-13)
Lowest 2012-13 ranking: 24th (11-12-12)
Final 2012-13 poll position: 10th (3-18-13)
Actual NCAA finish: Lost in Oklahoma City Regional Final

No.	Name	Year	Pos.	Ht.	Hometown	PPG	RPG	FG-Pct.	FT-Pct.
1	Jasmine Phillips	SO	G	5-10	Hartsville, SC	1.9	0.9	.429	.833
2	Jasmine Jones	FR	F	6-2	Madison, AL	4.7	3.9	.445	.596
4	*Kamiko Williams	SR	G	5-11	Clarksville, TN	7.4	4.2	.505	.700
5	*Ariel Massengale	SO	PG	5-6	Bolingbrook, IL	7.9	2.6	.371	.778
10	*Meighan Simmons	JR	G	5-9	Cibolo, TX	16.8	3.6	.412	.851
11	Cierra Burdick	SO	F	6-2	Charlotte, NC	8.4	6.6	.453	.766
12	*Bashaara Graves	FR	F/C	6-2	Clarksville, TN	13.2	8.0	.522	.701
13	*Taber Spani	SR	G/F	6-1	Lee's Summit, MO	11.1	4.5	.446	.855
14	Andraya Carter	FR	G	5-9	Flowery Branch, GA	5.3	1.6	.367	.900
20	Isabelle Harrison	SO	C	6-3	Nashville, TN	9.5	7.5	.485	.698
21	Nia Moore	FR	C	6-3	Chicago, IL	2.8	1.9	.413	.944

■ 2013-14 » 29-6 » SEC TOURNAMENT CHAMPIONS/
3RD NCAA LOUISVILLE REGIONAL

Starting poll position: 4th (11-4-13)
Highest 2013-14 ranking: 3rd (11-18-13)
Lowest 2013-14 ranking: 12th (1-13-14)
Final 2013-14 poll position: 3rd (3-17-14)
Actual NCAA finish: Lost in Louisville Regional Semifinal

No.	Name	Year	Pos.	Ht.	Hometown	PPG	RPG	FG-Pct.	FT-Pct.
0	Jordan Reynolds	FR	G	5-11	Portland, OR	3.8	1.9	.380	.783
1	Nia Moore	SO	C	6-3	Chicago, IL	2.3	2.1	.500	.769
2	Jasmine Jones	SO	F	6-2	Madison, AL	4.8	3.5	.358	.655
4	Jannah Tucker	FR	G	6-0	Baltimore, MD				
5	*Ariel Massengale	JR	PG	5-7	Bolingbrook, IL	12.5	3.2	.385	.838
10	*Meighan Simmons	SR	G	5-9	Cibolo, TX	16.5	2.7	.416	.832
11	*Cierra Burdick	JR	F	6-2	Charlotte, NC	8.7	7.3	.393	.759
12	*Bashaara Graves	SO	F	6-2	Clarksville, TN	9.3	6.8	.535	.689
14	Andraya Carter	R-FR	G	5-9	Flowery Branch, GA	6.9	2.7	.457	.692
20	*Isabelle Harrison	JR	C	6-3	Nashville, TN	13.6	9.3	.577	.669
21	Mercedes Russell	FR	C	6-6	Springfield, OR	6.3	5.0	.596	.514

■ 2014-15 » 30-6 » SEC CHAMPIONS/2ND NCAA SPOKANE REGIONAL

Starting poll position: 4th (11-10-14)
Highest 2014-15 ranking: 4th (11-10-14)
Lowest 2014-15 ranking: 14th (12-1-14)
Final 2014-15 poll position: 6th (3-16-15)
Actual NCAA finish: Lost in Spokane Regional Final

No.	Name	Year	Pos.	Ht.	Hometown	PPG	RPG	FG-Pct.	FT-Pct.
0	*Jordan Reynolds	SO	G	5-11	Portland, OR	7.3	3.6	.375	.794
1	Nia Moore	JR	C	6-3	Chicago, IL	4.7	2.9	.564	.633
2	Jasmine Jones	JR	F	6-2	Madison, AL	9.4	4.6	.431	.625
4	Jannah Tucker	R-FR	G	6-0	Baltimore, MD	0.0	0.5	.000	.000
5	Ariel Massengale	SR	PG	5-7	Bolingbrook, IL	11.5	2.6	.377	.860
10	Diamond DeShields	SO	G	6-1	Norcross, GA				
11	*Cierra Burdick	SR	F	6-2	Charlotte, NC	11.0	7.6	.437	.825
12	*Bashaara Graves	JR	F	6-2	Clarksville, TN	10.6	7.0	.504	.740
13	Kortney Dunbar	JR	G/F	6-2	Edwardsville, IL	3.1	1.4	.442	.333
14	*Andraya Carter	R-SO	G	5-9	Flowery Branch, GA	7.7	3.1	.389	.679
20	*Isabelle Harrison	SR	C	6-3	Nashville, TN	12.2	8.6	.471	.644
21	Mercedes Russell	SO	C	6-6	Springfield, OR				
31	Jaime Nared	FR	G/F	6-2	Portland, OR	5.2	3.5	.377	.831
33	Alexa Middleton	FR	G	5-9	Murfreesboro, TN	3.8	1.5	.366	.714

ALL-TIME LADY VOL TEAMS (CONTINUED)

■ 2015-16 » 22-14 » 2ND NCAA SIOUX FALLS REGIONAL

Starting poll position: 4th (11-2-15)
Highest 2015-16 ranking: 4th (3 weeks)
Lowest 2015-16 ranking: NR (3-29-16)
Final 2015-16 poll position: RV (3-14-16)
Actual NCAA finish: Lost in Sioux Falls Regional Final

No.	Name	Year	Pos.	Ht.	Hometown	PPG	RPG	FG-Pct.	FT-Pct.
0	*Jordan Reynolds	JR	G	5-11	Portland, OR	4.8	4.0	.342	.727
1	Nia Moore	SR	C	6-3	Chicago, IL	2.0	1.9	.389	.750
2	Jasmine Jones	R-JR	F	6-2	Madison, AL	5.0	4.5	.343	.857
10	Meme Jackson	FR	G/F	5-11	Murfreesboro, TN	1.0	0.6	.257	.500
11	*Diamond DeShields	R-SO	G	6-1	Norcross, GA	14.3	5.2	.391	.765
12	*Bashaara Graves	SR	F	6-2	Clarksville, TN	10.3	8.3	.538	.737
13	Kortney Dunbar	SO	F	6-2	Edwardsville, IL	3.5	1.4	.386	.333
14	Andraya Carter	R-JR	G	5-9	Flowerly Branch, GA	4.8	2.3	.358	.800
20	Te'a Cooper	FR	G	5-8	Powder Springs, GA	8.6	1.9	.369	.722
21	*Mercedes Russell	R-SO	C	6-6	Springfield, OR	9.9	8.3	.548	.545
31	*Jaime Nared	SO	G/F	6-2	Portland, OR	8.3	4.8	.342	.741
33	Alexa Middleton	SO	G	5-9	Murfreesboro, TN	3.0	1.2	.381	.778

■ 2016-17 » 20-12 » NCAA SECOND ROUND

Starting poll position: 13th (11-4-16)
Highest 2016-17 ranking: 13th (2 weeks)
Lowest 2016-17 ranking: NR (3 weeks)
Final 2016-17 poll position: RV (3-13-17)
Actual NCAA finish: Lost in Second Round

No.	Name	Year	Pos.	Ht.	Hometown	PPG	RPG	FG-Pct.	FT-Pct.
0	*Jordan Reynolds	SR	G	5-11	Portland, OR	7.0	5.2	.347	.750
4	Schaquilla Nunn	R-SR	F	6-3	Fayetteville, GA	4.8	4.5	.536	.640
5	Kamera Harris	FR	C	6-3	Hampton, GA	1.1	1.3	.429	.500
10	Meme Jackson	SO	G/F	5-11	Murfreesboro, TN	4.7	1.8	.345	.429
11	*Diamond DeShields	R-JR	G	6-1	Norcross, GA	17.4	6.4	.423	.791
13	Kortney Dunbar	JR	F	6-2	Edwardsville, IL	2.0	2.1	.290	.500
15	Cheridene Green	JR	F	6-3	London, ENG				
20	Te'a Cooper	R-FR	G	5-8	Powder Springs, GA				
21	*Mercedes Russell	R-JR	C	6-6	Springfield, OR	16.1	9.7	.562	.671
31	*Jaime Nared	JR	G/F	6-2	Portland, OR	15.6	6.9	.423	.876
33	*Alexa Middleton	JR	G	5-9	Murfreesboro, TN	7.9	2.3	.395	.767

■ 2017-18 » 25-8 » NCAA SECOND ROUND

Starting poll position: 14th (10-22-17)
Highest 2017-18 ranking: 6th (2 weeks)
Lowest 2017-18 ranking: 15th (2-19-18)
Final 2017-18 poll position: 12th (3-12-18)
Actual NCAA finish: Lost in Second Round

No.	Name	Year	Pos.	Ht.	Hometown	PPG	RPG	FG-Pct.	FT-Pct.
0	*Rennia Davis	FR	G/F	6-2	Jacksonville, FL	12.0	7.6	.483	.740
1	Anastasia Hayes	FR	G	5-7	Murfreesboro, TN	9.3	2.5	.420	.715
2	*E vina Westbrook	FR	G	6-0	Salem, OR	8.4	2.8	.390	.513
5	Kamera Harris	SO	C	6-3	Hampton, GA	0.6	1.0	.250	.000
10	*Meme Jackson	JR	G/F	5-11	Murfreesboro, TN	8.2	4.0	.381	.698
11	Kasiyahna Kushkituah	FR	C	6-4	Atlanta, GA	1.8	1.4	.650	.200
13	Kortney Dunbar	SR	F	6-2	Edwardsville, IL	2.9	1.3	.419	.625
15	Cheridene Green	R-JR	F	6-3	London, ENG	4.1	3.7	.549	.660
21	*Mercedes Russell	R-SR	C	6-6	Springfield, OR	15.3	9.2	.583	.682
31	*Jaime Nared	SR	G/F	6-2	Portland, OR	16.7	7.4	.391	.820

GENERAL

STAFF

PLAYERS

REVIEW

HISTORY

FACILITIES

NCAA

SEC

RECORDS

MEDIA INFO



ALL-TIME LADY VOL TEAMS (CONTINUED)

■ 2018-19 » 19-13 » NCAA FIRST ROUND

Starting poll position: 11th (10-31-18)
Highest 2018-19 ranking: 9th (3 weeks)
Lowest 2018-19 ranking: NR (8 weeks)
Final 2018-19 poll position: NR (8 weeks)
Actual NCAA finish: Lost in First Round

No.	Name	Year	Pos.	Ht.	Hometown	PPG	RPG	FG-Pct.	FT-Pct.
0	*Rennia Davis	SO	G/F	6-2	Jacksonville, FL	14.9	7.7	.456	.856
2	*E vina Westbrook	SO	G	6-0	Salem, OR	14.9	3.6	.419	.721
4	Mimi Collins	FR	F	6-3	Waldorf, MD	5.5	3.4	.508	.684
5	Kamera Harris	JR	C	6-3	Hampton, GA	0.6	1.0	.267	.375
10	*Meme Jackson	SR	G/F	5-11	Murfreesboro, TN	10.8	2.9	.406	.829
11	Kasiyahna Kushkituah	SO	C	6-4	Atlanta, GA	4.8	3.5	.519	.438
12	Rae Burrell	FR	G/F	6-1	Las Vegas, NV	3.6	2.8	.317	.568
13	Jazmine Massengill	FR	G	6-0	Chattanooga, TN	3.4	3.4	.333	.533
14	*Zaay Green	FR	G	6-0	Duncanville, TX	9.6	4.0	.393	.692
15	*Cheridene Green	R-SR	F	6-3	London, ENG	9.0	7.6	.548	.659
21	Lou Brown	R-SR	F	6-3	Melbourne, AUST				

■ 2019-20 » 21-10 » NCAA TOURNAMENT CANCELED (CORONAVIRUS/COVID-19 GLOBAL HEALTH CRISIS)

Starting poll position: RV (10-30-19)
Highest 2019-20 ranking: 17th (1 weeks)
Lowest 2019-20 ranking: NR (3 weeks)
Final 2019-20 poll position: NR (2 weeks)
Actual NCAA finish: Tournament not held due to coronavirus (COVID-19) global health crisis

No.	Name	Year	Pos.	Ht.	Hometown	PPG	RPG	FG-Pct.	FT-Pct.
0	*Rennia Davis	JR	G/F	6-2	Jacksonville, FL	18.0	8.2	.469	.802
5	Kamera Harris	SR	C	6-3	Hampton, GA	1.6	1.4	.309	.750
10	Jessie Rennie	FR	G	5-8	Bendigo, AUST	2.7	0.8	.439	1.000
11	Kasiyahna Kushkituah	JR	C	6-4	Atlanta, GA	5.4	4.4	.492	.580
12	*Rae Burrell	SO	G/F	6-1	Las Vegas, NV	10.5	5.5	.410	.600
13	*Jazmine Massengill	SO	G	6-0	Chattanooga, TN	6.5	4.1	.399	.756
14	*Zaay Green	SO	G	6-0	Duncanville, TX	13.0	4.5	.407	1.000
15	Jaiden McCoy	R-JR	F	6-3	Knoxville, TN	2.7	1.8	.420	.550
20	*Tamari Key	FR	C	6-5	Cary, N.C.	7.3	4.7	.561	.538
21	*Lou Brown	R-SR	F	6-3	Melbourne, AUST	4.6	4.6	.414	.857
25	Jordan Horston	FR	G	6-2	Columbus, OH	10.1	5.5	.394	.593
31	Emily Saunders	FR	C	6-5	Mullens, WV	3.7	2.2	.708	.429

* - Played two games before missing remainder of season due to injury

■ 2020-21 » 17-8 » NCAA SECOND ROUND (LIMITED SCHEDULE DUE TO COVID-19)

Starting poll position: RV (11-10-20)
Highest 2020-21 ranking: 13th (1 week)
Lowest 2020-21 ranking: NR (2 weeks)
Final 2020-21 poll position: 13th (2 weeks)
Actual NCAA finish: Lost in Second Round

No.	Name	Year	Pos.	Ht.	Hometown	PPG	RPG	FG-Pct.	FT-Pct.
0	*Rennia Davis	SR	G/F	6-2	Jacksonville, FL	17.3	8.8	.480	.853
2	Destiny Salary	FR	G	6-0	Jonesboro, AR	2.0	2.4	.352	.571
4	*Jordan Walker	R-JR	G	5-8	Muskegon, MI	5.4	4.5	.338	.259
10	Jessie Rennie	SO	G	5-8	Bendigo, AUST	0.7	0.7	.158	.750
11	*Kasiyahna Kushkituah	SR	C	6-4	Atlanta, GA	6.8	6.0	.471	.447
12	*Rae Burrell	JR	G/F	6-1	Las Vegas, NV	16.8	4.6	.458	.825
13	*Keyen Green	R-SR	F/C	6-1	Philadelphia, PA	6.8	3.0	.526	.538
15	*Jaiden McCoy	R-SR	F	6-3	Knoxville, TN	3.7	2.3	.500	.000
20	*Tamari Key	SO	C	6-5	Cary, N.C.	8.9	5.6	.628	.651
21	Tess Darby	FR	G/F	6-1	Greenfield, TN	2.3	0.6	.308	.333
25	Jordan Horston	SO	G	6-2	Columbus, OH	8.6	3.9	.350	.729
31	Emily Saunders	SO	C	6-5	Mullens, WV	0.8	1.1	.357	.750
33	Marta Suárez	FR	G/F	6-2	Oviedo, SPAIN	4.1	3.6	.407	.750

* - Played four games before missing remainder of season due to injury

* - Designates starter at end of the season

HISTORIC TIMELINE FOR LADY VOL BASKETBALL

April 30 (1974) – As a senior at the University of Tennessee-Martin, Pat Summitt is sent a letter asking her to become a physical education teacher and head women's basketball coach at UT. Summitt, then known as Pat Head, received it in the mail and accepted the job at age 22.

Dec. 7 (1974) – Pat Summitt coached the first of her 1,306 games at Tennessee, with her squad dropping a nail-biter to Mercer, 84-83, at Alumni Gym

Jan. 10 (1975) – Pat Summitt picked up her first win as Tennessee's head coach, 69-32, over Middle Tennessee State in front of 53 fans at Alumni Gym.

Nov. 13 (1976) – In her debut game as a Lady Vol, senior Patricia "Trish" Roberts fired in 51 points (and made it a double-double with 20 rebounds) to lead Tennessee to a season-opening 107-53 victory over Kentucky. That single-game scoring total still stands as the school record through the 2019-20 season and matches the UT men's record of 51 held by Tony White.

Feb. 19 (1977) – Senior Patricia "Trish" Roberts pulled down 24 rebounds vs. Anderson to set the Lady Vol record for a single game. That marks still stands through the 2019-20 season.

March 26 (1977) – The Lady Vols defeated Immaculata, 91-71, in Minneapolis to finish 28-5 overall and take third in their initial appearance in the AIAW Championships Tournament.

Jan. 13 (1979) – Pat Summitt earned her 100th career victory in her fourth season as head coach with a 79-66 triumph at NC State.

Feb. 10 (1980) – Fifth-ranked Tennessee won the first-ever SEC Tournament for women's basketball, defeating Ole Miss, 85-71, at Stokely Athletics Center.

Feb. 18 (1980) – The first Tennessee athlete, male or female, to have her jersey retired by the University of Tennessee was Knoxville native Holly Warlick (1976-80), who was honored after the final home regular season game of her career vs. Clemson. Warlick, whose No. 22 now hangs from the rafters of Thompson-Boling Arena, would later serve as an assistant coach and associate head coach for Pat Summitt (1985-2012) and follow her coach, friend and mentor as the Lady Vol skipper from 2012-19.

March 23 (1980) – UT, which finished third in two previous trips to the AIAW Final Four, played in its first AIAW National Championship game, falling to Old Dominion, 68-53, in Mt. Pleasant, Michigan.

March 29 (1981) – The Lady Vols made a return to the title game of the AIAW Final Four, finishing as runner-up for the second year in a row with a 79-59 loss to Louisiana Tech. It marked UT's last appearance in an AIAW postseason event with the first edition of the NCAA Tournament coming in 1982.

Dec. 3 (1982) – Tennessee defeated St. John's, 69-56, at the Coca-Cola Classic in Detroit, giving Pat Summitt career victory number 200.

March 26 (1982) – Tennessee played in the inaugural NCAA Final Four for women, falling, 69-46, to Louisiana Tech in the semifinal round.

Aug. 7 (1984) – Serving as the head coach of the U.S. Olympic Team and assisted by UT aide Nancy Darsch, Pat Summitt guided the American women to their first-ever gold medal with an 85-55 victory over South Korea in Los Angeles. Summitt was carried off the Inglewood Forum floor by her players, including Lady Vols Lea Henry and Cindy Noble.

April 1 (1984) – In their second trip to the NCAA Final Four, the Lady Vols advanced to their first championship game before falling to Southern California at Pauley Pavilion in Los Angeles, 72-61.

Feb. 17 (1985) – The Lady Vols began a streak of 565 consecutive weeks in the Associated Press Top 25, stretching until Feb. 22, 2016. During that 31-year run, the Lady Vols had been ranked No. 1 103 times. They were in the top five for 407 weeks and in the top 10 506 times.

March 3 (1985) – Tennessee beat Auburn, 63-60, in Oxford, Mississippi, to capture the SEC Tournament Championship (UT's second) and provide the Lady Vols with their first-ever season sweep of league hardware after previously claiming their initial regular season title in 1985 as well.

Jan. 4, (1987) – Career victory number 300 came Pat Summitt's way, thanks to an 87-68 home triumph over North Carolina.

March 29 (1987) – Tennessee got 13 points each from sophomores Bridgette Gordon and Sheila Frost as well as freshman Final Four Most Outstanding Player Tonya Edwards to roll past Louisiana Tech, 67-44, in Austin, Texas, and claim the school's first NCAA title in women's basketball in its fourth trip to the NCAA Final Four and eighth overall Final Four trip including AIAW tournaments.

Dec. 3 (1987) – The Lady Vols played their first-ever game in brand-new Thompson-Boling Arena, racing to a 102-59 victory over Stetson. A men's game followed, with the Vols beating Marquette, 82-56.

Dec. 9 (1987) – The Lady Vols set a world record for women's basketball attendance, as a crowd of 24,563 attended a contest between No. 1 Tennessee and No. 2 Texas that the Longhorns won, 97-78.

March 6 (1988) – Senior Dawn Marsh dished out 18 assists to set the Lady Vol single-game record in an 82-76 SEC Tournament semifinal round victory over Georgia in Albany, Ga.

April 2 (1989) – Most Outstanding Player Bridgette Gordon fired in a title game record-tying 27 points and pulled down 10 rebounds, as the Lady Vols beat SEC foe Auburn, 76-60, in Tacoma, Washington, to claim their second NCAA title in three seasons.

Jan. 17 (1990) – Two-time WBCA All-American and 1988 U.S. Olympic gold medalist Bridgette Gordon (1985-89) became the second Lady Vol to be honored with a banner in Thompson-Boling Arena when her No. 30 was raised to the rafters. She would later serve as assistant coach at UT from 2017-19.

Jan. 25 (1990) – A 70-69 road victory at South Carolina gave Pat Summitt her 400th career win.

GENERAL

STAFF

PLAYERS

REVIEW

HISTORY

FACILITIES

NCAA

SEC

RECORDS

MEDIA INFO



HISTORIC TIMELINE FOR LADY VOL BASKETBALL

Feb. 2 (1991) – The Lady Vol beat Tennessee Tech, 94-67, at Thompson-Boling Arena to record the first victory in what would become a program-best 69-game home-court winning streak. That spree was the longest in NCAA women's history at the time.

March 31 (1991) – After Virginia eliminated UT from the 1990 NCAA Tournament and prevented the Lady Vols from playing in a Final Four hosted at Thompson-Boling Arena in Knoxville, Tennessee exacted revenge in the 1991 Final Four in New Orleans. Junior Dena Head scored a championship game-record 28 points to help the Big Orange take down guard Dawn Staley and the Cavaliers, 70-67, in the first-ever NCAA Women's Final Four overtime game for the Big Orange's third crown in five seasons.

Dec. 28 (1991) – While Tennessee hosted the SEC-Big 10 Challenge, Daedra Charles (1988-91) returned to Knoxville thinking she'd be joining other teammates in surprising Pat Summitt with a scholarship in the coach's name. Summitt had a surprise, too, retiring the two-time All-American and 1991 Wade Trophy winner's No. 32 jersey and making her the third Lady Vol to be so honored.

Nov. 21 (1993) – Pat Summitt celebrated victory number 500 after the Lady Vols ran past Ohio State, 80-45, at the inaugural State Farm Women's Basketball Hall of Fame Classic in Jackson, Tennessee. OSU was coached by former Summitt assistant Nancy Darsch, who was at UT from 1978-85 and was on Summitt's 1984 Olympic staff.

Jan. 16 (1995) – Pat Summitt agreed to add up-and-coming program UConn to the schedule and played the first game in the series at the Huskies' Gampel Pavilion in Storrs. The second-ranked hosts claimed the first-ever meeting with No. 1 UT, 77-66.

Jan. 14 (1996) – Senior Michelle Marciniak tallied a school-record 11 steals in a 60-45 win at Kentucky.

March 29 (1996) – Tennessee picked up its first victory over UConn in four tries, defeating the Huskies at the 1996 Final Four in Charlotte, 88-83 in overtime, to advance to the title game.

March 31 (1996) – After going without an NCAA title for four seasons, Tennessee reclaimed its throne in Charlotte, N.C., beating UConn in the semifinals and cruising past Georgia in the championship game, 83-65, with senior guard Michelle Marciniak earning Final Four Most Outstanding Player honors.

Nov. 23 (1996) – Career triumph No. 600 for Pat Summitt came vs. Marquette via an 83-68 blowout at the Howard Bank Classic in Burlington, Vermont. Howard Dean (then Vermont governor) was on hand to present a congratulatory cake to Summitt after the game.

March 15 (1997) – With a 91-54 victory over Grambling during the NCAA First Round in Knoxville, the Lady Vols both launched their improbable six-game run to the 1997 NCAA Championship and won the first of what would become a 46-contest string of victories that lasted until No. 5 Purdue upset No. 1 Tennessee, 78-68, in West Lafayette, Ind., on Nov. 15, 1998.

March 30 (1997) – The Lady Vols overcame a 10-loss season and won their first back-to-back NCAA titles, capturing the 1997 trophy with a 68-59 victory over Old Dominion in Cincinnati, thanks to a 24-point title-game effort from Final Four Most Outstanding Player Chamique Holdsclaw and a Final Four-record 20 assists in two games (title-game best 11 vs. ODU) from Kellie Jolly.

Nov. 23 (1997) – UT Martin names its basketball playing surface Pat Summitt Court after its former star.

Jan. 3 (1998) – The Lady Vols set a (then) NCAA record for on-campus attendance at a women's basketball game, drawing 24,597 to watch an 84-69 victory by No. 1 UT over No. 3 UConn.

Feb. 7 (1998) – The first advance sellout in Lady Vol basketball history is announced, and 24,373 are on hand to witness No. 1 UT blow out No. 3 Old Dominion, 85-61.

March 29 (1998) – Tennessee pulled off the first-ever 39-0 season and championship three-peat in NCAA women's basketball history, cruising past Louisiana Tech, 93-75, in Kansas City, Missouri, to claim the program's sixth all-time national title. Tamika Catching (27), Chamique Holdsclaw (25) and Kellie Jolly (20) led the way for the Big Orange, as UT put up a Final Four-record 55 points in the first half to build a 23-point lead at the intermission.

Dec. 5 (1999) – Win number 700 of Pat Summitt's career occurs, as the Lady Vols win at Wisconsin, 85-62, enabling Summitt to join Jody Conradt of Texas as the only women's coaches at the time with 700 career victories.

May 4 (1999) – Four-time All-American Chamique Holdsclaw was taken as the No. 1 pick in the WNBA Draft, going to the Washington Mystics.

June 5 (1999) – Pat Summitt was inducted with the inaugural class into the Women's Basketball Hall of Fame in Knoxville.

Oct. 13 (2000) – Pat Summitt was inducted into the Naismith Memorial Basketball Hall of Fame in Springfield, Massachusetts, gaining entrance the first time she was on the ballot.

Nov. 25 (2000) – Tennessee junior Michelle Snow executed the first dunk by a woman captured on live TV, when she threw one down with both hands and hung on the rim briefly in UT's 111-62 victory over Illinois at the Women's Maui Invitational.

Feb. 1 (2001) – Chamique Holdsclaw (1995-99) became the fourth Lady Vol to have her jersey retired, with her No. 23 jersey being hoisted skyward in Thompson-Boling Arena at halftime of a marquee showdown vs. UConn. Through the 2019-20 season, Holdsclaw remains the all-time scoring (3,025) and rebounding (1,295) leader in UT women's history.

Jan. 5 (2002) – Tennessee and UConn reset the (then) NCAA on-campus attendance bar once again, as 24,611 packed Thompson-Boling Arena to watch the No. 1 Huskies hold off the No. 2 Lady Vols, 86-72.

Jan 17 (2002) – Senior Michelle Snow dunked during an 80-61 win at South Carolina, becoming the first woman to dunk three times in a college career.

March 25 (2002) – Pat Summitt coached her team to the NCAA Final Four for the 13th time, passing UCLA legend John Wooden.

March 29 (2002) – Tennessee and UConn played in front of the largest crowd to ever see an NCAA women's basketball game, with the Huskies taking a 79-56 Final Four semifinal game victory in front of 29,619 at the Alamodome in San Antonio.

HISTORIC TIMELINE FOR LADY VOL BASKETBALL

Jan. 14 (2003) – Pat Summitt racked up career win No. 800 with a 76-57 home victory over DePaul and was celebrated post-game with fireworks, balloons and flowers.

Dec. 7 (2003) – The fifth Lady Vol jersey retirement came in a halftime ceremony during a game vs. Louisiana Tech. Four-time WBCA All-American and four-time U.S. Olympic gold medalist Tamika Catchings (1997-2001) saw her No. 24 join UT's display of legends at Thompson-Boling Arena.

Feb. 29 (2004) – Tennessee closed out the 2003-04 season by beating LSU, 85-62, to go 14-0 in SEC play. In doing so, the Lady Vols claimed their league-record seventh straight SEC regular season trophy. UT had an incredible 95-3 record in conference games during that run, beginning that dominance during the 1997-98 season.

March 4 (2005) – Pat Summitt tied Adolph Rupp of Kentucky for second place in all-time wins by an NCAA women's or men's coach (876), as Tennessee defeated Auburn, 64-54, in the SEC Tournament quarterfinals at Greenville, South Carolina.

March 20 (2005) – Tennessee's 94-43 win over Western Carolina in the first round of the NCAA Tournament at Knoxville allowed Pat Summitt to tie Dean Smith for first on the all-time win list among NCAA men's or women's coaches at 879.

March 22 (2005) – UT defeated Purdue, 75-54, in the NCAA Second Round in Knoxville, pushing Pat Summitt past North Carolina men's coach Dean Smith to become the NCAA's all-time winningest coach with 880 career victories. The UT administration surprised her during a postgame ceremony by announcing the Thompson-Boling Arena court would be named "The Summitt."

Jan. 7 (2006) – The Lady Vols hosted UConn in a No. 1 vs. No. 7 match-up, and Tennessee walked away with an 89-80 victory with a new NCAA record on-campus crowd of 24,653 looking on. That record still stands today.

March 19 (2006) – Redshirt freshman Candace Parker became the first woman to dunk in an NCAA Tournament game and the first to record two dunks in the same game, throwing one down in each half of UT's 102-54 victory over Army in the NCAA First Round at Norfolk, Virginia.

May 22 (2006) – Pat Summitt became the first college women's basketball coach to earn a one-million-dollar salary. The six-year deal was scheduled to increase to 1.125 million in 2006-07 and to 1.5 million in 2011-12.

Nov. 12 (2006) – Redshirt sophomore Candace Parker became the first woman to dunk at Thompson-Boling Arena, firing up the home crowd during a 102-72 runaway over Chattanooga. She went on to become the first woman to tally three slams in a single season.

April 3 (2007) – Picking up its first NCAA title since 1998, the Lady Vols toppled Rutgers, 59-46, in Cleveland, Ohio, for UT's seventh national championship. Redshirt sophomore Candace Parker was named Most Outstanding Player after leading Tennessee with 17 points in the finale.

Feb. 3 (2008) – Candace Parker executed the seventh and final dunk of her career, sending one home in the second half of a 79-51 home romp over Kentucky. Through the 2019-20 season, Parker still possesses the school records for single game (2), season (3) and career (7) dunks.

April 8 (2008) – Tennessee claimed its eighth, and Pat Summitt's final, NCAA National Championship, with redshirt junior Candace Parker repeating as Final Four Most Outstanding Player as the Lady Vols claimed back-to-back titles with a 64-48 victory over Stanford in Tampa, Florida

April 9 (2008) – Three-time All-American Candace Parker was taken as the No. 1 pick in the WNBA Draft, going to the Los Angeles Sparks. The rest of UT's 2008 NCAA Championship team starting five [Alexis Hornbuckle (1st Rd./4th), Shannon Bobbitt (2nd Rd./15th), Nicky Anosike (2nd Rd./16th), Alberta Auguste (3rd Rd./35th)] also was selected in the draft, marking the first occasion and one of only two times that has occurred (Notre Dame, 2019).

April 12 (2008) – Pat Summitt becomes the first women's coach to earn the John R. Wooden Legends in Coaching Lifetime Achievement Award.

Oct. 3 (2008) – Candace Parker became the first-ever winner of WNBA MVP and Rookie of the Year honors in the same season. Her 2008 year also included capturing an NCAA Championship at Tennessee, being taken as the WNBA's No. 1 draft pick and winning a gold medal with the U.S. Olympic Team.

Feb. 5 (2009) – Pat Summitt became the first woman or man to win 1,000 games in NCAA basketball, as Tennessee rolled past Georgia with a 73-43 home victory.

Feb. 22 (2009) – Tennessee's second-longest home-court winning streak began on this day, as the Lady Vols started a 38-game spree with an 82-68 victory over Mississippi State at Thompson-Boling Arena. UT did not lose again on The Summitt until Nov. 27, 2011, in a 76-67 defeat at the hands of No. 1 Baylor.

Dec. 28 (2009) – In the first-ever women's outdoor NCAA Division I basketball game, No. 2 Tennessee held off host Arizona State, 67-63, in front of 16,782 fans on a cool desert night at the home of Major League Baseball's Arizona Diamondbacks, Bank One Ballpark, in Phoenix.

Feb. 22 (2010) – Redshirt sophomore Kelley Cain blocked a UT record 12 shots in a 70-61 home win over LSU. She would go on to card 113 rejections for the season, also a school record.

Dec. 19 (2010) – The Lady Vols beat Stanford in overtime, 82-72, in Knoxville, beginning a program-best 25-game winning streak that would not end until March 28, 2011, with a 73-59 loss to Notre Dame in the Dayton Regional Final.

Aug. 23 (2011) – At the age of 59, Pat Summitt announced that she had been diagnosed with early-onset dementia, Alzheimer's type. Bravely, she continued on as head coach for the 2011-12 season, which would be her last as leader of UT women's hoops.

Sept. 22 (2011) – Tamika Catchings became the second Lady Vol alum to win WNBA MVP honors, earning the award after finishing second in balloting in 2003, 2009 and 2010.

Nov. 27 (2011) – At halftime of a home game vs. Baylor, Pat Summitt and her son, Tyler, announced the formation of the Pat Summitt Foundation.

GENERAL

STAFF

PLAYERS

REVIEW

HISTORY

FACILITIES

NCAA

SEC

RECORDS

MEDIA INFO



HISTORIC TIMELINE FOR LADY VOL BASKETBALL

Feb. 26 (2012) – Tennessee is victorious in what many felt would be Pat Summitt's final game on the court that bears her name. Her Lady Vols took care of Florida on senior day, 75-59, with a season-best crowd of 18,563 on hand to run the year's per-game average to 14,414.

March 4 (2012) – In her final conference tourney as head coach, Pat Summitt's Lady Vols captured an emotionally-charged SEC Tournament crown in Nashville, defeating LSU by a 70-58 count for Summitt's 16th SEC postseason trophy. The legendary coach cut down a championship net for the final time.

March 24 (2012) – Sophomore Meighan Simmons scored 22 points, and UT came from 14 points down, as Pat Summitt secured what would be the final victory of her career in an 84-73 triumph over Kansas in the Des Moines Regional Semifinal.

March 26 (2012) – In the Des Moines Regional Final, the Lady Vols fell to eventual national champion Baylor, 77-58, in what turned out to be Pat Summitt's final game as head coach.

April 16 (2012) – Tennessee had three players selected within the top 10 picks of the WNBA Draft, as Shekinna Stricklen went at No. 2 to the Seattle Storm (from Chicago), Glory Johnson went at No. 4 to the Tulsa Shock and Kelley Cain went at No. 7 to the New York Liberty.

April 18 (2012) – Pat Summitt, who had announced a diagnosis of early-onset dementia, Alzheimer's type on Aug. 23, 2011, stepped down as head coach of the Lady Vols, finishing with a career record of 1,098-208 (.840), with eight NCAA championships, a combined 32 SEC crowns (16 regular season/16 tournament) and a 100 percent graduation rate for players who completed their eligibility at UT.

April 19 (2012) – After playing at Tennessee (1976-80) and serving as an assistant and later associate head coach at UT from 1985 to 2012, Holly Warlick was introduced at a gathering at Thompson-Boling Arena as the successor to Pat Summitt, who moved to a role as head coach emeritus.

May 29 (2012) – In a ceremony at the White House, Pat Summitt was presented the Presidential Medal of Freedom by President Barack Obama.

Jan. 28 (2013) – Prior to a game vs. Notre Dame, head coach emeritus Pat Summitt became the sixth person and first non-player associated with the Lady Vol program to be honored with a banner at Thompson-Boling Arena. With great honor and distinction, she led the Lady Vols for 38 seasons from 1974-2012.

Feb. 28 (2013) – Tennessee, under first-year head coach Holly Warlick, defeated Texas A&M, 82-72, on The Summitt to clinch its first SEC regular season title with someone other than Pat Summitt at the helm.

June 19 (2013) – Pat Summitt was inducted into the FIBA Basketball Hall of Fame.

Sept. 19 (2013) – Lady Vol alum Candace Parker wins her second WNBA MVP award, becoming just the fifth player to earn that distinction on more than one occasion.

Nov. 2 (2013) – Pat Summitt was inducted into the University of Tennessee Athletics (then Lady Vol) Hall of Fame.

Nov. 22 (2013) – The Pat Summitt Plaza and Statue (created by renowned sculptor David Adickes of Houston, Texas) were dedicated at the corner of Lake Loudoun Blvd. and Phillip Fulmer Way.

Jan. 2 (2014) – The sixth Lady Vol and seventh woman affiliated with the UT program to have her jersey retired, three-time All-American and two-time Olympic gold medalist Candace Parker (2004-08) saw her No. 3 banner raised to the rafters prior to Tennessee's SEC opener vs. LSU.

March 9 (2014) – The Lady Vols claimed their 17th all-time SEC Tournament title, edging Kentucky, 71-70, in Duluth, Georgia.

March 1 (2015) – Tennessee beat Vanderbilt, 79-49, in the regular-season finale to finish 15-1 in league play and capture its 18th SEC championship.

June 28 (2016) – Pat Summitt, legendary Lady Vol basketball coach, mentor and mother-figure to her players; a revered ambassador for her university and state; a trailblazer for women; and a role model for people all over the world, passed away in Knoxville at the age of 64. She had announced a diagnosis of early-onset dementia, Alzheimer's type, on Aug. 23, 2011.

Aug. 20 (2016) – Tamika Catchings becomes the first Lady Vol alum and one of only five American women to win four Olympic gold medals in basketball, helping the U.S. beat Spain, 101-72, in Rio de Janeiro, Brazil.

March 27 (2019) – After seven seasons at the helm of the Lady Vol program, during which she produced a 172-67 record (.720) with seven NCAA Tournament appearances, two SEC regular titles and an SEC tourney crown, the Holly Warlick era comes to an end after UT finished 19-13 and lost in the first round of the NCAA Tournament.

April 9 (2019) – LVFL (1995-99) and Pat Summitt protégé Kellie Harper (previously at Missouri State) is announced as the third Lady Vol head coach in the history of women's intercollegiate athletics at Tennessee.

Jan. 20 (2020) – Tennessee picked up its 400th all-time SEC regular season win and Kellie Harper won the 300th game of her career, as Renna Davis hit a long-range, buzzer-beating three-pointer to lift UT past Alabama, 65-63, at Thompson-Boling Arena.

Jan. 23 (2020) – After not meeting since Jan. 6, 2007, Tennessee and UConn renewed their rivalry for a worthwhile cause, playing at the XL Center in Hartford, Connecticut, with proceeds from the game going to the Pat Summitt Foundation and the Naismith Memorial Basketball Hall of Fame. With a home crowd of 13,659 behind them, the Huskies won the contest, 60-45, to halt a three-game UT winning streak in the series.

March 12 (2020) – Due to the coronavirus (COVID-19) global health crisis, the NCAA announced the 2020 NCAA Women's Basketball Tournament and all other collegiate athletic events remaining that spring were canceled.



FIRST TENNESSEE



TENNESSEE



PTS	REB	AST	STL	BLK	PTS	REB	AST	STL	BLK
10	0	0	0	0	10	0	0	0	0
11	0	0	0	0	11	0	0	0	0
12	0	0	0	0	12	0	0	0	0
14	0	0	0	0	14	0	0	0	0

20:00

FIRST TENNESSEE

2008

FACILITIES

FIRST TENNESSEE
COMMERCIAL BANK



THOMPSON-BOLING ARENA

The Thompson-Boling Assembly Center and Arena is one of the largest on-campus arenas in the country and a very tough place for visitors to win. The Lady Vols own a 476-50 (.905) record at the facility through 34 years entering the 2021-22 season.

A mammoth structure located on the banks of the Tennessee River, it was named for B. Ray Thompson and retired UT President Edward J. Boling. The building is 448 feet long and 310 feet wide. It contains more than 411,000 square feet of floor space and more than 17 million cubic feet of space.

Following renovations in 2007, Thompson-Boling Arena has an official seating capacity of 21,678. As part of a \$19 million renovation of the arena prior to the 2007-08 season, 32 luxury suites were added to the existing north balcony along with a loge area just below the suites that includes 166 side court seats. A \$3 million center-hung scoreboard, new black seats and several concourse refurbishments also were part of the renovation. The distance from the playing floor to the roof is 120 feet, the equivalent of a 12-story building. The structure contains 142,000 square feet of roof area, which is approximately three and one-quarter acres.

The enormous facility houses the Tennessee women's and men's basketball offices. The UT Ticket Office is located on the Phillip Fulmer Way level on the west end of the building. A continuous-ring concourse encircles the building, permitting entrance to eight restrooms, six concession areas and 32 portals that lead to the arena. The playing floor level provides access to the media room and storage areas as well as the very impressive Larry Pratt Basketball Locker Room Complex and the visitor dressing rooms, constructed from 2017 to 2018.

Since the building opened on Dec. 3, 1987 (the Lady Vols beat Stetson, 102-59), UT women's basketball has enjoyed a number of lengthy home winning streaks. On Dec. 28, 2003, Texas snapped a 24-game run that dated back to the 2001-02 season. A previous streak of 26 consecutive wins in the home confines ended on Jan. 5, 2002, with an 86-72 loss to Connecticut. The Lady Vols broke the NCAA homecourt winning streak record with 69 consecutive victories before Connecticut spoiled the streak with a 59-53 win in game number 70 on Jan. 6, 1996. Tennessee claimed 64 straight home SEC victories before third-ranked LSU snapped the streak with a 72-69 victory - its first ever in Knoxville - on Feb. 9, 2006. The Lady Vols took a 36-game home winning streak into the 2011-12 season before Baylor snapped it at 38 on Nov. 27, 2011.

UT won all 18 contests in Knoxville in 2014-15, setting a school and arena record for most home wins in a season and best record in a season. Coupled with winning its last four home games of the 2013-14 season and the first five in 2015-16, UT strung together 27-consecutive victories before falling to Texas on Nov. 29, 2015.

In 1998-99, the Lady Vols played before the largest average home crowd in the history of women's collegiate

YEARLY RECORDS AT THOMPSON-BOLING ARENA (34 YRS.)					
YEAR	WINS	LOSSES	PCT	ARENA	AVG. ATT.
1987-88	12	2	.857	Thompson-Boling	6,998
1988-89	15	0	1.000	Thompson-Boling	5,063
1989-90	14	1	.933	Thompson-Boling	5,682
1990-91	15	1	.938	Thompson-Boling	4,738
1991-92	14	0	1.000	Thompson-Boling	6,639*
1992-93	13	0	1.000	Thompson-Boling	6,002
1993-94	15	0	1.000	Thompson-Boling	6,542
1994-95	15	0	1.000	Thompson-Boling	8,032*
1995-96	14	1	.933	Thompson-Boling	8,042
1996-97	14	2	.875	Thompson-Boling	10,500*
1997-98	16	0	1.000	Thompson-Boling	14,969*
1998-99	14	0	1.000	Thompson-Boling	16,565*
1999-00	13	2	.867	Thompson-Boling	15,341*
2000-01	15	0	1.000	Thompson-Boling	15,510*
2001-02	12	2	.857	Thompson-Boling	14,295*
2002-03	16	0	1.000	Thompson-Boling	12,585
2003-04	12	2	.857	Thompson-Boling	14,403*
2004-05	14	1	.933	Thompson-Boling	13,449*
2005-06	12	2	.857	Thompson-Boling	15,356*
2006-07	15	1	.938	Thompson-Boling	14,678*
2007-08	14	1	.933	Thompson-Boling	15,796*
2008-09	13	2	.867	Thompson-Boling	13,999*
2009-10	17	0	1.000	Thompson-Boling	12,896*
2010-11	17	0	1.000	Thompson-Boling	12,069*
2011-12	12	3	.800	Thompson-Boling	14,414*
2012-13	16	2	.889	Thompson-Boling	11,390*
2013-14	15	3	.833	Thompson-Boling	11,038*
2014-15	18	0	1.000	Thompson-Boling	10,375
2015-16	13	4	.765	Thompson-Boling	10,412
2016-17	13	3	.813	Thompson-Boling	9,184
2017-18	14	3	.824	Thompson-Boling	8,788
2018-19	10	7	.588	Thompson-Boling	8,028
2019-20	13	3	.813	Thompson-Boling	8,645
2020-21	11	2	.846	Thompson-Boling	2,417
TOTALS	476	50	.905		* Led NCAA in home attendance

basketball, as 16,565 spectators per game clicked through the turnstiles. In all, 231,915 fans viewed home games in Knoxville. During the 1997-98 season, Tennessee set several collegiate attendance records. On Jan. 3, 1998, the Lady Vols entertained a new women's collegiate record 24,597 fans for the game with Connecticut. A month later, the first advance sell-out in UT women's basketball history occurred when the Lady Vols were set to meet Old Dominion in Knoxville. For the record, 24,373 fans attended the UT-ODU game.

The all-time attendance mark was reset during the 2001-02 season when 24,611 fans visited the arena for a #1/#2 clash between UT and Connecticut. It was again reset on Jan. 7, 2006, when the Huskies came to Knoxville in front of 24,653 spectators. The women's basketball attendance mark was established at the 2002 NCAA Final Four when 29,619 people filled the Alamodome in San Antonio, Texas, for the championship game.

The Lady Vols started the record-breaking trend in women's collegiate basketball attendance in 1987. That season, the Lady Vols broke the (then) world record for single game attendance at a women's basketball game with 24,563 at the Tennessee versus Texas game on Dec. 9, 1987. Three years later, UT established new NCAA Women's Final Four attendance marks on March 30 and April 1, 1990, with a total paid attendance of 39,490 for the three-game event. The turnstile count of 34,196 (17,601 semis/16,595 finals) also broke all other attendance marks.

In 2013-14, UT led the NCAA in attendance for the 11th-straight season, the 17th time in the last 18 years and 19th time overall. UT was second from 2014-17, fourth in 2017-18 and 2020-21, sixth in 2019-20 and seventh in 2018-19.

TOP 25 HOME CROWDS

	CROWD	OPPONENT	RESULT	DATE
1.	24,653	Connecticut	89-80 W	1/7/06
2.	24,611	Connecticut	72-86 L	1/05/02
3.	24,597	Connecticut	84-69 W	1/03/98
4.	24,563	Texas	78-97 L	12/09/87
5.	24,373	Old Dominion	85-61 W	2/07/98
6.	24,251	Vanderbilt	73-53 W	2/25/07
7.	24,051	Kentucky	98-60 W	1/17/99
8.	24,046	Connecticut	92-88 W	2/01/01
9.	23,385	Connecticut	67-74 L	1/08/00
10.	22,694	Louisiana State	90-58 W	2/22/98
11.	22,635	Georgia	102-69 W	1/14/99
12.	22,515	Connecticut	67-81 L	2/5/04
13.	21,968	Vanderbilt	70-66 W	2/22/01
14.	21,592	Vanderbilt	64-59 W	2/17/97
15.	21,118	Duke	70-74 L	1/22/07
16.	21,077	Mississippi State	94-53 W	2/06/99
17.	20,956	Vanderbilt	75-68 W	2/16/02
18.	20,790	Florida	93-95 L (OT)	2/26/06
19.	20,573	Kentucky	89-64 W	2/24/02
20.	20,249	Mississippi State	72-46 W	2/28/08
21.	20,090	Louisiana State	85-62 W	2/29/04
22.	20,068	Vanderbilt	89-53 W	2/18/99
23.	19,722	UCLA	100-77 W	12/21/98
24.	19,666	Vanderbilt	79-63 W	1/20/08
25.	19,576	Louisiana State	69-72 L	2/9/06

(All records set at Thompson-Boling Arena)

THOMPSON-BOLING ARENA RECORDS

TENNESSEE

Individual

FG made	16	by Sheila Frost vs. Vanderbilt	1-17-88
FG attempted	23 (4x) most recently by Rennia Davis vs. Vanderbilt	2-23-20	
FG percentage	1.000 (8-8) by Bashaara Graves vs. Penn State	11-18-15	
3FG made	8 (2x) most recently by Ariel Massengale vs. Vanderbilt	3-1-15	
3FG attempted	16 by Angie Bjorklund vs. Arkansas	1-24-08	
3FG percentage	1.000 (6-6) by Kara Lawson vs. Vanderbilt	2-27-03	
FT made	17 by Candace Parker vs. Middle Tennessee	12-13-07	
FT attempted	21 by Candace Parker vs. Middle Tennessee	12-13-07	
FT percentage	1.000 (10-10) (4x) most recently by Rennia Davis vs. South Carolina	2-18-21	
Points	39 by Chamique Holdsclaw vs. Boston College	3-15-99	
Off. rebounds	14 by Bashaara Graves vs. Georgia Tech	11-17-13	
Def. rebounds	15 by Rennia Davis vs. Kentucky	1-24-21	
Total rebounds	22 by Daedra Charles vs. Southwest Missouri	3-16-91	
Assists	13 by Jordan Reynolds vs. Troy	12-21-16	
Turnovers	9 (2x) most recently by Evina Westbrook vs. Auburn	1-4-18	
Blocks	12 by Kelley Cain vs. LSU	2-22-10	
Steals	8 by Tamika Catchings vs. Memphis	2-16-99	

Team

High

54 vs. Troy	12-6-17
97 vs. Stetson	11-26-89
.691 (38-55) vs. St. Joseph's	11-16-98
15 (2x), most recently vs. Lamar	12-1-10
30 (2x), most recently vs. Fla. A&M	11-19-18
.857 (12-14) vs. Navy	11-13-16
36 vs. Long Beach St.	12-3-88
53 vs. Long Beach St.	12-3-88
1,000 (18-18) vs. Alabama	2-19-15
133 vs. UT-Martin	11-19-99
39 vs. Colorado	12-20-93
54 vs. Troy	12-6-17
76 vs. Tenn. State	2-27-88
38 vs. Troy	12-6-17
29 vs. Grambling	3-15-97
15 vs. Kentucky	2-25-10
27 vs. Louisiana State	2-22-98
63 (2x) most recently vs. C. Ark.	11-15-15
75 vs. UT-Martin	11-19-99

FG MADE	14 vs. Tennessee State	12-17-13
FG ATTEMPTED	45 (2x) most recently vs. LSU	1-22-15
FG PERCENTAGE293 (24-82) (2x) most recently vs. Fla.	1-17-16
3-PT. FG MADE	0 (36x) most recently vs. Ark.-P.B.	11-26-19
3-PT. FG ATTEMPTED	0 vs. 11 opponents	
3-PT. FG PERCENTAGE000 (36x) most recently vs. Ark.-P.B.	11-26-19
FT MADE	1 vs. Ark.-P.B.	11-26-19
FT ATTEMPTED	3 vs. Ark.-P.B.	11-26-19
FT PERCENTAGE308 (4-13) vs. Georgia	2-28-16
POINTS	43 vs. Virginia Tech	12-6-15
OFFENSIVE REBOUNDS	5 vs. Missouri	2-19-17
DEFENSIVE REBOUNDS	13 vs. Auburn	2-14-98
TOTAL REBOUNDS	22 vs. Vanderbilt	2-28-19
ASSISTS	5 vs. Ole Miss	1-26-91
TURNOVERS	4 vs. Alabama State	12-3-17
BLOCKS	0 (10x) most recently vs. Auburn	2-14-19
STEALS	0 (2x) most recently vs. LSU	2-2-17
1ST HALF POINTS	21 (4x) most recently vs. So. Carolina	2-25-18
2ND HALF POINTS	18 vs. Virginia Tech	12-6-15

THOMPSON-BOLING ARENA RECORDS (CONTINUED)

OPPONENTS

Individual

FG made.....	17 by Kim Williams, DePaul 1-28-97
FG attempted.....	42 by Kim Williams, DePaul 1-28-97
FG percentage.....	1.000 (10-10) Misty Lamb, Vanderbilt 2-22-90
3FG made.....	9 by Molly Goodenbour, Stanford 12-21-92
3FG attempted.....	19 by Alexa Hayward, Saint Francis Pa. 12-3-14
3FG percentage.....	1.000 (5-5) by Shamani Stafford, Presbyterian 11-11-18
FT made.....	15 by Chantelle Anderson, Vanderbilt 2-27-03
FT attempted.....	17 by Chantelle Anderson, Vanderbilt 2-27-03
FT percentage.....	1.000 (11-11) by Adrienne Shuler, Georgia 1-28-91
Points.....	45 by Clarissa Davis, Texas 12-9-87
Off. rebounds.....	12 by JoKeirra Sneed, Louisiana Tech, 11-26-07
Def. rebounds.....	12 (twice) most recently by Peyton Whitted, Penn State 11-18-15
Total rebounds.....	19 by Chiney Ogumike, Stanford, 12-22-12
Assists.....	14 by Tyasha Harris, South Carolina 2-24-19
Turnovers.....	13 by Coco Miller, Georgia 1-28-98
Blocks.....	7 (three times) most recently by Brittney Griner, Baylor 11-27-11
Steals.....	8 by Tamicha Jackson, Louisiana Tech 11-14-99

Team

High

37 by Baylor 12-4-16
99 by Troy 12-21-16
.609 (25-41) by NW 1-5-88
14 by Stanford 12-18-18
44 by Colorado State 12-11-19
1,000 (2-2) by LSU 2-10-90
31 by Oklahoma 11-10-02
45 by Oklahoma 11-10-02
1,000 (20-20) by LSU 2-13-88
97 by Texas 12-9-87
28 (2x), most recently by Alabama 1-6-11
36 by Stanford 12-18-18
57 by North Carolina 12-2-07
23 (2x), most recently by Notre Dame 1-24-19
46 by Memphis 2-16-99
10 (2x) most rec. by Oral Roberts 3-23-13
20 by Florida 2-26-06
52 by Vanderbilt 1-19-96
56 by UCLA 12-16-90

FG MADE	10 by UT-Martin 12-5-06
FG ATTEMPTED	37 by East Tenn. State 12-2-15
FG PERCENTAGE	.182 (12-66) by Florida Atl. 1-21-92
3-PT. FG MADE	0 by 26 opponents
3-PT. FG ATTEMPTED	0 by four opponents
3-PT. FG PERCENTAGE	.000 by 26 opponents
FT MADE	0 by three opponents
FT ATTEMPTED	0 by Florida 2-14-10
FT PERCENTAGE	.000 by three opponents
POINTS	26 by Florida Atl. 1-21-92
OFFENSIVE REBOUNDS	2 by Villanova 3-31-03
DEFENSIVE REBOUNDS	9 by Kentucky 2-13-12
TOTAL REBOUNDS	17 by Villanova 3-31-03
ASSISTS	1 by Kentucky 1-12-91
TURNOVERS	3 by LSU 2-2-17
BLOCKS	0 (68x) most rec. by Ole Miss 1-28-21
STEALS	1 (5x) most recently by Vanderbilt 2-28-19
1ST HALF POINTS	8 by Stetson 11-24-89
2ND HALF POINTS	10 by Central Arkansas 11-30-17

YEAR-BY-YEAR ATTENDANCE

YEAR	HOME	AVG.	GMS	AWAY/NEUTRAL	AVG.	GMS	TOTAL	AVG.	GMS
1978-79	49,054	2,725	18	50,289	2,395	21	99,343	2,547	39
1979-80	39,008	2,601	15	46,591	2,026	23	85,599	2,253	38
1980-81	38,302	3,192	12	45,857	2,414	19	84,159	2,715	31
1981-82	42,840	3,060	14	40,144	2,230	18	82,984	2,593	32
1982-83	48,530	3,033	16	37,288	2,193	17	85,818	2,601	33
1983-84	40,046	2,356	17	31,673	1,980	16	71,719	2,173	33
1984-85	37,450	2,340	16	36,628	2,289	16	74,078	2,315	32
1985-86	39,282	2,805	14	29,621	1,481	20	68,903	2,026	34
1986-87	68,852	4,303	16	74,304	4,128	18	143,156	4,210	34
1987-88	97,972	6,998	14	51,835	2,592	20	144,807	4,406	34
1988-89	75,939	5,063	15	90,435	4,111	22	166,374	4,497	37
1989-90	85,234	5,682	15	45,228	2,513	18	130,462	3,953	33
1990-91	75,811	4,738	16	69,166	3,640	19	144,977	4,142	35
1991-92	92,942	6,639	14	60,258	3,545	17	153,200	4,942	31
1992-93	78,023	6,002	13	86,815	4,569	19	164,840	5,151	32
1993-94	98,137	6,542	15	85,412	4,745	18	183,549	5,562	33
1994-95	120,477	8,032	15	169,933	7,724	22	290,410	7,849	37
1995-96	120,624	8,042	15	142,933	6,806	21	263,557	7,321	36
1996-97	167,992	10,500	16	161,556	7,024	23	329,548	8,450	39
1997-98	239,511	14,969	16	147,202	6,401	23	386,713	9,916	39
1998-99	231,915	16,565	14	181,665	9,083	20	413,580	12,164	34
1999-00	230,116	15,341	15	187,156	8,507	26	417,272	11,278	37
2000-01	232,646	15,510	15	152,223	8,012	19	384,869	11,320	34
2001-02	200,132	14,295	14	170,586	8,529	20	370,718	10,903	34
2002-03	201,353	12,585	16	204,107	9,278	22	405,460	10,670	38
2003-04	201,638	14,403	14	165,527	7,882	21	367,165	10,490	35
2004-05	201,734	13,449	15	169,196	8,459	20	370,930	10,598	35
2005-06	214,980	15,356	14	150,743	6,851	22	365,723	10,158	36
2006-07	234,845	14,678	16	191,346	7,734	21	426,191	11,518	37
2007-08	236,940	15,796	15	208,985	9,086	23	445,925	11,735	38
2008-09	209,991	13,999	17	121,793	6,776	18	331,784	10,054	33
2009-10	219,233	12,896	17	111,101	6,311	18	330,334	9,438	35
2010-11	213,128	12,537	17	138,349	6,197	20	351,477	9,499	37
2011-12	216,206	14,414	15	139,292	6,633	21	355,498	9,875	36
2012-13	205,027	11,390	18	96,992	5,705	17	302,019	8,629	35
2013-14	198,692	11,038	18	91,026	5,354	17	289,718	8,278	35
2014-15	186,754	10,375	18	96,901	5,383	18	283,655	7,879	36
2015-16	177,004	10,412	17	87,981	4,631	19	264,985	7,361	36
2016-17	146,948	9,184	16	75,384	4,712	16	222,332	6,948	32
2017-18	149,232	8,778	17	81,271	5,079	16	230,503	6,985	33
2018-19	136,471	8,028	17	59,011	3,934	15	195,482	6,109	32
2019-20	138,324	8,645	16	76,810	5,121	15	215,134	6,940	31
2020-21*	31,424	2,417	13	12,013	1,001	12	43,437	1,737	25

* Max attendance & number of games limited by COVID-19 health pandemic

LARGEST CROWDS (122 GAMES WITH 15,000+ SPECTATORS)

Crowd	Opponent	Site	Result	Date	Crowd	Opponent	Site	Result	Date
29,619	Connecticut	San Antonio, Texas	56-79 L	3/29/02	17,152	Vanderbilt	Knoxville	70-67 W	2/12/06
28,937	Michigan State	Indianapolis, Ind.	64-68 L	4/3/05	17,077	South Carolina	Knoxville	99-45 W	1/11/01
28,210	Connecticut	Atlanta, Ga.	68-73 L	4/08/03	16,990	Duke	Knoxville	54-62 L	2/16/09
28,210	Duke	Atlanta, Ga.	66-56 W	4/06/03	16,897	Arkansas	Knoxville	79-69 W	1/10/00
24,653	Connecticut	Knoxville	89-80 W	1/7/06	16,845	North Carolina	Knoxville	83-79 W	12/2/07
24,611	Connecticut	Knoxville	72-86 L	1/5/02	16,836	Mississippi State	Knoxville	66-59 W	1/15/01
24,597	Connecticut	Knoxville	84-69 W	1/3/98	16,799	Alabama	Knoxville	89-54 W	1/29/06
24,563	Texas	Knoxville	78-97 L	12/9/87	16,782	Arizona State	Phoenix, Ariz.	67-63 W	12/27/00
24,373	Old Dominion	Knoxville	85-61 W	2/7/98	16,737	Mississippi	Knoxville	119-52 W	2/8/01
24,251	Vanderbilt	Knoxville	73-53 W	2/25/07	16,714	Old Dominion	Cincinnati, Ohio	68-59 W	3/30/97
24,051	Kentucky	Knoxville	98-60 W	1/17/99	16,714	Notre Dame	Cincinnati, Ohio	80-66 W	3/28/97
24,046	Connecticut	Knoxville	92-88 W	2/1/01	16,645	Vanderbilt	Knoxville	64-57 W	1/17/10
23,385	Connecticut	Knoxville	67-74 L	1/8/00	16,629	Florida	Knoxville	79-40 W	2/9/03
23,291	Georgia	Charlotte, N.C.	83-65 W	3/31/96	16,623	Baylor	Knoxville	67-76 L	11/27/11
23,291	Connecticut	Charlotte, N.C.	88-83 W (OT)	3/29/96	16,532	Florida	Knoxville	92-61 W	2/28/08
22,694	Louisiana State	Knoxville	90-58 W	2/22/98	16,490	Louisiana Tech	Knoxville	75-61 W	11/21/97
22,635	Georgia	Knoxville	102-69 W	1/14/99	16,471	Kentucky	Knoxville	67-49 W	2/15/05
22,515	Connecticut	Knoxville	67-81 L	2/5/04	16,464	Stetson	Knoxville	102-59 W	12/3/87
21,968	Vanderbilt	Knoxville	70-66 W	2/22/01	16,451	Florida	Knoxville	83-44 W	2/14/10
21,655	Stanford	Tampa, Fla.	64-48 W	4/8/08	16,413	South Carolina	Knoxville	68-56 W	1/18/09
21,655	Louisiana State	Tampa, Fla.	47-46 W	4/6/08	16,361	Auburn	Knoxville	82-61 W	2/5/12
21,592	Vanderbilt	Knoxville	64-59 W	2/17/97	16,342	Vanderbilt	Knoxville	91-71 W	2/27/03
21,118	Duke	Knoxville	70-74 L	1/22/07	16,333	Florida	Knoxville	97-78 W	2/13/00
21,077	Mississippi State	Knoxville	94-53 W	2/6/99	16,294	Connecticut	Hartford, Conn.	70-64 W	1/6/07
20,956	Vanderbilt	Knoxville	75-68 W	2/16/02	16,294	Connecticut	Hartford, Conn.	68-67 W	1/8/05
20,790	Florida	Knoxville	93-95 L (OT)	2/26/06	16,294	Connecticut	Hartford, Conn.	62-63 L (OT)	1/4/03
20,704	Rutgers	Cleveland, Ohio	59-46 W	4/3/07	16,294	Connecticut	Hartford, Conn.	76-81 L	12/30/00
20,704	North Carolina	Cleveland, Ohio	56-50 W	4/1/07	16,294	Connecticut	Hartford, Conn.	57-72 L	1/5/97
20,573	Kentucky	Knoxville	89-64 W	2/24/02	16,179	Memphis	Knoxville	98-60 W	12/15/00
20,249	Mississippi State	Knoxville	72-46 W	2/24/08	16,098	Mississippi	Knoxville	86-43 W	2/6/03
20,090	Louisiana State	Knoxville	85-62 W	2/29/04	16,058	Georgia	Knoxville	73-43 W	2/5/09
20,068	Vanderbilt	Knoxville	89-53 W	2/18/99	16,013	Kentucky	Knoxville	72-58 W	2/15/15
20,060	Rutgers	Philadelphia, Pa.	64-54 W	3/31/00	15,978	Old Dominion	Knoxville	113-55 W	1/3/00
20,060	Connecticut	Philadelphia, Pa.	52-71 L	4/2/00	15,838	Mississippi State	Knoxville	82-68 W	2/22/09
19,722	UCLA	Knoxville	100-77 W	12/21/98	15,737	Auburn	Knoxville	79-63 W	2/14/98
19,666	Vanderbilt	Knoxville	79-63 W	1/20/08	15,735	Rutgers	New York, N.Y.	68-54 W	1/3/99
19,576	Louisiana State	Knoxville	69-72 L	2/9/06	15,699	Texas	Knoxville	92-67 W	11/18/07
19,339	Alabama	Knoxville	65-47 W	2/6/00	15,686	Stanford	Knoxville	63-58 W	12/17/00
19,259	Kentucky	Knoxville	79-51 W	2/3/08	15,664	Kentucky	Knoxville	71-75 L	2/16/14
19,208	Vanderbilt	Knoxville	86-54 W	1/25/98	15,627	Memphis	Knoxville	113-39 W	2/16/99
19,143	Kentucky	Knoxville	83-39 W	1/27/01	15,615	Louisiana Tech	Austin, Texas	67-44 W	3/29/87
19,092	Notre Dame	Knoxville	78-54 W	12/30/06	15,615	Long Beach State	Austin, Texas	74-64 W	3/27/87
18,952	Kentucky	Knoxville	84-62 W	2/11/07	15,588	Mississippi State	Knoxville	84-71 W	2/24/05
18,643	Vanderbilt	Knoxville	72-63 W	2/13/05	15,574	Louisiana State	Knoxville	62-78 L	2/14/08
18,633	Arkansas	Knoxville	72-54 W	1/13/05	15,556	Louisiana Tech	Knoxville	90-75 W	11/23/01
18,563	Florida	Knoxville	75-59 W	2/26/12	15,606	Tenn.-Martin	Knoxville	133-60 W	11/19/99
18,453	South Carolina	Knoxville	72-58 W	2/8/04	15,491	Stanford	Knoxville	77-60 W	11/24/06
18,410	Arkansas	Knoxville	93-65 W	2/7/02	15,438	Vanderbilt	Knoxville	78-52 W	2/4/00
18,279	Mississippi	Knoxville	96-58 W	2/4/99	15,409	Old Dominion	Knoxville	90-37 W	12/28/11
18,211	Connecticut	New Orleans, La.	61-70 L	4/6/04	15,396	Texas	Knoxville	60-70 L	12/28/03
18,211	Louisiana State	New Orleans, La.	52-50 W	2/4/04	15,390	Arkansas	Knoxville	88-58 W	1/1/98
18,180	Auburn	Knoxville	76-61 W	2/27/00	15,317	Vanderbilt	Nashville, Tenn.	73-68 W	1/30/93
18,038	Connecticut	Minneapolis, Minn.	64-70 L	4/2/95	15,312	Louisiana State	Knoxville	91-69 W	1/9/94
18,038	Georgia	Minneapolis, Minn.	73-51 W	4/1/95	15,311	Vanderbilt	Nashville, Tenn.	66-60 W	2/7/99
18,036	Louisiana State	Knoxville	80-48 W	2/20/00	15,233	LSU	Baton Rouge, La.	58-68 L	2/10/05
17,976	Louisiana Tech	Kansas City, Mo.	93-75 W	3/29/98	15,217	LSU	Baton Rouge, La.	68-65 W	2/23/03
17,976	Arkansas	Kansas City, Mo.	86-58 W	3/27/98	15,187	Vanderbilt	Nashville, Tenn.	79-71 W	2/25/96
17,879	Vanderbilt	Knoxville	87-64 W	1/51/12	15,159	Vanderbilt	Knoxville	79-57 W	2/13/94
17,798	Texas	Knoxville	106-76 W	12/30/99	15,132	Florida	Knoxville	99-60 W	1/10/98
17,690	Rutgers	Knoxville	59-58 W	2/1/08	15,021	South Carolina	Knoxville	60-64 L	2/2/12
17,667	Stanford	Knoxville	98-62 W	12/19/98	15,010	South Carolina	Knoxville	97-78 W	1/23/03

WON-LOST RECORD IN GAMES WITH ATTENDANCE OF 10,000

Site	Won	Lost	Pct.
Home	359	29	.925
Away	47	19	.712
Neutral	31	13	.705
Overall	437	61	.878

- During the last 43 years, more than 10.5 million people have watched the Tennessee Lady Volunteers play basketball. UT crossed the 10 million mark during the 2017-18 season with 9,016 attending a home game vs. Ole Miss.
- It breaks down into 6,070,761 spectators at home viewing the team and 4,472,626 folks watching the team on the road or at a neutral site for a total of 10,543,387.
- Tennessee originally set the world record for most spectators at a women's basketball game with 24,563 in attendance at the Tennessee vs. Texas game on Dec. 9, 1987. UT continues to hold the mark for most fans to attend a women's basketball game at an on-campus facility, with 24,653 against Connecticut on Jan. 7, 2006.



TOP 25 AWAY CROWDS

	CROWD	OPPONENT	SITE	RESULT	DATE
1.	22,124	Louisville	Louisville, Ky.	63-50 W	11/12/10
2.	16,294	Connecticut	Hartford, Conn.	70-64 W	1/6/07
	16,294	Connecticut	Hartford, Conn.	68-67 W	1/08/05
	16,294	Connecticut	Hartford, Conn.	62-63 L OT	1/04/03
	16,294	Connecticut	Hartford, Conn.	57-72 L	1/05/97
	16,294	Connecticut	Hartford, Conn.	76-81 L	12/30/00
7.	15,317	Vanderbilt	Nashville, Tenn.	73-68 W	1/30/93
8.	15,311	Vanderbilt	Nashville, Tenn.	66-60 W	2/07/99
9.	15,233	LSU	Baton Rouge, La.	58-68 L	2/10/05
10.	15,217	LSU	Baton Rouge, La.	68-65 W	2/23/03
11.	15,187	Vanderbilt	Nashville, Tenn.	79-71 W	2/25/96
12.	14,848	Vanderbilt	Nashville, Tenn.	91-60 W	2/16/98
13.	14,763	South Carolina	Columbia, S.C.	86-70 W	1/14/18
14.	14,390	South Carolina	Columbia, S.C.	66-71 L	2/23/15
15.	14,316	Vanderbilt	Nashville, Tenn.	81-68 W	2/17/08
16.	14,168	Vanderbilt	Nashville, Tenn.	59-76 L	2/02/02
17.	14,014	Arkansas	Fayetteville, Ark.	92-79 W	1/30/03
18.	13,735	South Carolina	Columbia, S.C.	48-69 L	2/2/20
19.	13,690	South Carolina	Columbia, S.C.	76-74 W	1/30/17
20.	13,689	Kentucky	Lexington, Ky.	63-66 L	1/26/06
21.	13,659	Connecticut	Hartford, Conn.	45-60 L	1/23/20
22.	13,227	Vanderbilt	Nashville, Tenn.	72-70 W	12/31/94
23.	13,127	Vanderbilt	Nashville, Tenn.	80-68 W	1/19/06
24.	12,645	Vanderbilt	Nashville, Tenn.	84-82 W	1/31/94
25.	12,552	Oklahoma	Oklahoma City, Okla.	70-80 L	2/2/09

TOP 25 NEUTRAL SITE CROWDS

	CROWD	OPPONENT	SITE	RESULT	DATE
1.	29,619	Connecticut	San Antonio, Texas	56-79 L	3/29/02
2.	28,937	Michigan State	Indianapolis, Ind.	64-68 L	4/03/05
3.	28,210	Connecticut	Atlanta, Ga.	68-73 L	4/08/03
	28,210	Duke	Atlanta, Ga.	66-56 W	4/06/03
5.	23,291	Georgia	Charlotte, N.C.	83-65 W	3/31/96
	23,291	Connecticut	Charlotte, N.C.	88-83 W (OT)	3/29/96
7.	21,655	Stanford	Tampa, Fla.	64-48 W	4/8/08
	21,655	Louisiana State	Tampa, Fla.	47-46 W	4/6/08
9.	20,704	Rutgers	Cleveland, Ohio	59-46 W	4/3/07
	20,704	North Carolina	Cleveland, Ohio	56-50 W	4/1/07
11.	20,060	Connecticut	Philadelphia, Pa.	52-71 L	4/2/00
	20,060	Rutgers	Philadelphia, Pa.	64-54 W	3/31/00
13.	18,212	Connecticut	New Orleans, La.	61-70 L	4/6/04
	18,212	Louisiana State	New Orleans, La.	52-50 W	4/4/04
15.	18,038	Connecticut	Minneapolis, Minn.	64-70 L	4/02/95
	18,038	Georgia	Minneapolis, Minn.	73-51 W	4/01/95
17.	17,976	Louisiana Tech	Kansas City, Mo.	93-75 W	3/29/98
	17,976	Arkansas	Kansas City, Mo.	80-66 W	3/27/98
19.	16,782	Arizona State	Phoenix, Ariz.	67-63 W	12/27/00
20.	16,714	Old Dominion	Cincinnati, Ohio	68-59 W	3/30/97
	16,714	Notre Dame	Cincinnati, Ohio	80-66 W	3/28/97
22.	15,735	Rutgers	New York, N.Y.	68-54 W	1/03/99
23.	15,615	Louisiana Tech	Austin, Texas	67-44 W	3/29/87
	15,615	Long Beach State	Austin, Texas	74-64 W	3/27/87
25.	14,848	North Carolina	Nashville, Tenn.	76-70 W	3/23/98

STOKELY ATHLETICS CENTER ►

Stokely Athletics Center was home to the Lady Volunteer basketball team from 1976-87. The facility, which still housed UT Athletics offices long after its days of hosting games, was closed for good in December 2012 and demolished during the summer of 2014.

The Stokely Arena, which was encircled by a four-lane Tartan indoor track, seated 12,700, while the building housed the former men's and women's athletics department offices. The building was originally called the UT Armory Field House in 1958 and seated just more than 7,000 spectators. Through the generosity of the late William B. Stokely, Jr., further construction was completed and on Dec. 1, 1966, the facility was renamed to honor the Stokely family.

In 1986, Stokely took on a new look as a wood playing surface replaced the old tartan court. The Horner "Pro King" hardwood was painted with the traditional outline of the state of Tennessee in the center of the floor and the familiar end line markings. The court was special-made for the University by the same manufacturer who supplied the basketball court to the Forum for the 1984 Los Angeles Olympic Games.

Stokely Athletics Center was the site of some historic games for the Lady Vols. The first women's contest played in SAC pitted Tennessee versus Kentucky on Nov. 13, 1976. The Lady Vols not only trounced the Lady Kats, 107-53, but UT's Patricia Roberts tossed in a Field House record 51 points. That mark stands as the Lady Vol record to this day.

Along the way, Tennessee hosted the great gold medalist USSR Olympic Team in 1979, the USA All-Star team in 1979 and the first Southeastern Conference Championships in 1980.

The last Lady Vol game in Stokely, before moving to Thompson-Boling Arena, was a 77-61 win over Auburn in the finals of the NCAA Mid-east Regionals on March 21, 1987. A week later, the Lady Vols returned to Stokely to celebrate UT's first NCAA basketball title with thousands of fans in attendance.

Although no formal attendance figures were kept prior to 1982, Tennessee most-assuredly was among the nation's elite in fan support.

ALUMNI GYM ►

Constructed in the 1930's, Alumni Gym was the first real home to the inaugural Lady Vol team in 1974, which was coached by Pat Summitt. The court in the tiny arena (seating 3,000) was the centerpiece of an encircling tri-balcony seating arrangement.



GENERAL

STAFF

PLAYERS

REVIEW

HISTORY

FACILITIES

NCAA

SEC

RECORDS

MEDIA INFO



STOKELY & ALUMNI GYM RECORDS

YEAR	WINS	LOSSES	PCT.	SITE
1974-75	6	2	.750	Alumni
1975-76	7	4	.636	Alumni
1976-77	3	0	1.000	Alumni
	5	0	1.000	Stokely
1977-78	12	0	1.000	Stokely
1978-79	17	1	.944	Stokely
1979-80	14	1	.933	Stokely
1980-81	12	0	1.000	Stokely
1981-82	12	2	.857	Stokely
1982-83	12	4	.750	Stokely
1983-84	14	3	.823	Stokely
1984-85	13	3	.813	Stokely
1985-86	11	3	.786	Stokely
1986-87	15	1	.938	Stokely
TOTALS	153	24	.864	

* Lady Vols produced a record of 137-18 (.884) in Stokely Athletics Center

LARGEST STOKELY CROWDS

	OPPONENT	SCORE	ATTEND.
1-29-79	Louisiana State	W, 92-48	10,000
1-26-80	Old Dominion	L, 54-61	9,496
2-14-82	Old Dominion	W, 62-58	9,010
1-24-87	Georgia	W, 78-72	8,623
2-02-86	Florida	W, 82-60	8,003
3-21-87	Auburn	W, 77-61	7,533
12-06-82	Southern Cal	L, 71-81	7,231
3-01-87	UNC Charlotte	W, 91-44	7,067
2-08-86	Auburn	L, 60-66	6,428
3-15-87	Tennessee Tech	W, 95-59	5,998
3-21-81	Maryland	W, 79-67	5,995
1-05-79	UCLA	W, 88-74	5,950
11-20-82	Old Dominion	L, 72-78	5,442
3-19-87	Virginia	W, 66-58	5,420
1-03-81	UCLA	L, 62-65	5,300
3-10-79	Old Dominion	L, 72-74	5,100
12-05-78	Middle Tennessee	W, 87-63	5,000
2-17-79	Kentucky	W, 89-51	5,000
2-06-83	N.C. State	W, 91-78	4,929
1-11-87	Kentucky	W, 76-64	4,883

ALL-TIME YEAR-BY-YEAR HOME RECORDS

YEAR	WINS	LOSSES	PCT	ARENA	AVG. ATT.
1974-75	6	2	.750	Alumni Gym	n/a
1975-76	7	4	.636	Alumni Gym	n/a
1976-77	8	0	1.000	Alumni Gym	n/a
1977-78	12	0	1.000	Stokely Athletics Ctr	n/a
1978-79	17	1	.944	Stokely Athletics Ctr	2,725
1979-80	14	1	.933	Stokely Athletics Ctr	2,601
1980-81	12	0	1.000	Stokely Athletics Ctr	3,192
1981-82	12	2	.857	Stokely Athletics Ctr	3,060
1982-83	12	4	.750	Stokely Athletics Ctr	3,033
1983-84	14	3	.823	Stokely Athletics Ctr	2,356
1984-85	13	3	.813	Stokely Athletics Ctr	2,340
1985-86	11	3	.786	Stokely Athletics Ctr	2,805
1986-87	15	1	.938	Stokely Athletics Ctr	4,303
1987-88	12	2	.857	Thompson-Boling	6,998
1988-89	15	0	1.000	Thompson-Boling	5,063
1989-90	14	1	.933	Thompson-Boling	5,682
1990-91	15	1	.938	Thompson-Boling	4,738
1991-92	14	0	1.000	Thompson-Boling	6,639*
1992-93	13	0	1.000	Thompson-Boling	6,002
1993-94	15	0	1.000	Thompson-Boling	6,542
1994-95	15	0	1.000	Thompson-Boling	8,032*
1995-96	14	1	.933	Thompson-Boling	8,042
1996-97	14	2	.875	Thompson-Boling	10,500*
1997-98	16	0	1.000	Thompson-Boling	14,969*
1998-99	14	0	1.000	Thompson-Boling	16,565*
1999-00	13	2	.867	Thompson-Boling	15,341*
2000-01	15	0	1.000	Thompson-Boling	15,510*
2001-02	12	2	.857	Thompson-Boling	14,295*
2002-03	16	0	1.000	Thompson-Boling	12,585
2003-04	12	2	.857	Thompson-Boling	14,403*
2004-05	14	1	.933	Thompson-Boling	13,449*
2005-06	12	2	.857	Thompson-Boling	15,356*
2006-07	15	1	.938	Thompson-Boling	14,678*
2007-08	14	1	.933	Thompson-Boling	15,796*
2008-09	13	2	.867	Thompson-Boling	13,999*
2009-10	17	0	1.000	Thompson-Boling	12,896*
2010-11	17	0	1.000	Thompson-Boling	12,069*
2011-12	12	3	.800	Thompson-Boling	14,414*
2012-13	16	2	.889	Thompson-Boling	11,390*
2013-14	15	3	.833	Thompson-Boling	11,038*
2014-15	18	0	1.000	Thompson-Boling	10,375
2015-16	13	4	.765	Thompson-Boling	10,412
2016-17	13	3	.813	Thompson-Boling	9,184
2017-18	14	3	.824	Thompson-Boling	8,788
2018-19	10	7	.588	Thompson-Boling	8,028
2019-20	13	3	.813	Thompson-Boling	8,645
2020-21	11	2	.846	Thompson-Boling	2,417
TOTALS	629	74	.895		

* Led NCAA in home attendance

* Max attendance & number of games limited by COVID-19 health pandemic

PRATT PAVILION

In October 2006, Tennessee Athletics had a groundbreaking ceremony to officially recognize construction on the Pratt Pavilion, the state-of-the-art basketball practice facility named in UT alumnus Larry F. Pratt's honor for his \$5 million lead gift to the basketball programs. The Pratt Pavilion, which opened in the fall of 2007, houses two full-size gymnasiums, one each for the men's and women's basketball teams, as well as space for an athletic training room, weight room, film study room and a recruiting lounge.

Directly connected to Thompson-Boling Arena, Pratt Pavilion has convenient ground level parking. The 70,000-square-foot structure has four short courts within each of the two full-size courts. The facility is equipped with secured practice facilities, spacious locker rooms and recruiting rooms as well. Balconies at the south side of the building overlook the practice courts.

Pratt Pavilion had a total project cost of \$16 million, funded entirely through private gifts. Lead donor Pratt's commitment in April 2006, coupled with leadership gifts from other campaign donors, including Jim Haslam, Brenda Lawson and Robbie Nutt, enabled UT to move forward with the project.

This was not Pratt's first donation. In the 1990s he honored his father Floyd by creating an endowed scholarship in his name as a member of the Nathan Dougherty Society. He also was recognized at the Tennessee vs. Georgia football game in 2003 for a \$1 million donation to the STEP-UP Campaign. Pratt, an Athens, Tenn., native, currently resides in McLean, Va. He graduated from the University of Tennessee in 1972 from the UT College of Business and serves as president and CEO of First Savings Mortgage Corporation, the largest private mortgage banker in Washington D.C.





NCAA

WOMEN'S
CHAMPIONS
BASKETBALL

2008
DIVISION I
NCAA
CHAMPIONSHIP

CHAMPION

NCAA HISTORY

adidas

EIGHT NCAA TITLES

1987 • 1989 • 1991 • 1996 • 1997 • 1998 • 2007 • 2008

22 FINAL FOUR APPEARANCES (AIAW & NCAA)

■ 1977

Minneapolis, Minnesota • Williams Arena

March 23	Michigan State	76-62
March 24	Kansas State	81-69
March 25	Delta State	58-62
March 26	Immaculata	91-71

AIAW Third Place

■ 1979

Greensboro, North Carolina • Greensboro Coliseum

March 23	Louisiana Tech	84-102
March 25	UCLA	104-86

AIAW Third Place

■ 1980

Mount Pleasant, Michigan • Rose Arena

March 21	South Carolina	75-72
March 23	Old Dominion	53-68

AIAW Runner-Up

■ 1981

Eugene, Oregon • McArthur Court

March 27	Old Dominion	68-65
March 29	Louisiana Tech	59-79

AIAW Runner-Up

■ 1982

Norfolk, Virginia • The Scope

March 26	Louisiana Tech	46-69
----------	----------------	-------

NCAA Third Place

■ 1984

Los Angeles, California • Pauley Pavilion

March 30	Cheyney	82-73
April 1	Southern California	61-72

NCAA Runner-Up

■ 1986

Lexington, Kentucky • Rupp Arena

March 28	Southern California	59-83
----------	---------------------	-------

NCAA Third Place

■ 1987

Austin, Texas • Frank Erwin Center

March 27	Long Beach State	74-64
March 29	Louisiana Tech	67-44

NCAA National Champions

■ 1988

Tacoma, Washington • Tacoma Dome

April 1	Louisiana Tech	59-68
---------	----------------	-------

NCAA Third Place

■ 1989

Tacoma, Washington • Tacoma Dome

March 31	Maryland	77-65
April 2	Auburn	76-60

NCAA National Champions

■ 1991

New Orleans, Louisiana • Lakefront Arena

March 30	Stanford	68-60
March 31	Virginia	70-67 OT

NCAA National Champions

■ 1995

Minneapolis, Minnesota • Target Center

April 1	Georgia	73-51
April 2	Connecticut	64-70

NCAA Runner-Up

■ 1996

Charlotte, North Carolina • Charlotte Coliseum

March 29	Connecticut	88-83 OT
March 31	Georgia	83-65

NCAA National Champions

■ 1997

Cincinnati, Ohio • Riverfront Coliseum

March 29	Notre Dame	80-66
March 30	Old Dominion	68-59

NCAA National Champions

■ 1998

Kansas City, Missouri • Kemper Arena

March 27	Arkansas	86-58
March 29	Louisiana Tech	93-75

NCAA National Champions

■ 2000

Philadelphia, Pennsylvania • First Union Center

March 31	Rutgers	64-54
April 2	Connecticut	52-71

NCAA Runner-Up

■ 2002

San Antonio, Texas • Alamodome

March 29	Connecticut	56-79
----------	-------------	-------

NCAA Third Place

■ 2003

Atlanta, Georgia • Georgia Dome

April 6	Duke	66-56
April 8	Connecticut	68-73

NCAA Runner-Up

■ 2004

New Orleans, Louisiana • New Orleans Arena

April 4	LSU	52-50
April 6	Connecticut	61-70

NCAA Runner-Up

■ 2005

Indianapolis, Indiana • RCA Dome

April 3	Michigan State	64-68
---------	----------------	-------

NCAA Third Place

■ 2007

Cleveland, Ohio • Quicken Loans Arena

April 1	North Carolina	56-50
April 3	Rutgers	59-46

NCAA National Champions

■ 2008

Tampa, Florida • St. Pete Times Forum

April 6	LSU	47-46
April 8	Stanford	64-48

NCAA National Champions

ALL-TIME WOMEN'S FINAL FOUR RESULTS

YEAR AIAW FINAL FOUR TEAMS

1972	Immaculata, West Chester, Indiana, Western Carolina
1973	Immaculata, Queens, Southern Connecticut, Indiana
1974	Immaculata, Mississippi College, So. Connecticut, William Penn
1975	Delta State, Immaculata, Cal State-Fullerton, So. Connecticut
1976	Delta State, Immaculata, Wayland Baptist, William Penn
1977	Delta State, Louisiana St., TENNESSEE , Immaculata
1978	UCLA, Maryland, Montclair State, Wayland Baptist
1979	Old Dominion, Louisiana Tech, TENNESSEE , UCLA
1980	Old Dominion, TENNESSEE , South Carolina, Southern California
1981	Louisiana Tech, TENNESSEE , Old Dominion, Southern California
1982	Rutgers, Texas, Villanova, Wayland Baptist

CHAMPION SCORE RUNNER-UP SITE

Immaculata	52-48	West Chester	West Chester, Pa.
Immaculata	59-52	Queens	Flushing, N.Y.
Immaculata	68-53	Mississippi College	Manhattan, Kan.
Delta State	90-81	Immaculata	Harrisonburg, Va.
Delta State	69-64	Immaculata	University Park, Pa.
Delta State	68-55	Louisiana State	Minneapolis, Minn.
UCLA	90-74	Maryland	Los Angeles, Calif.
Old Dominion	75-65	Louisiana Tech	Greensboro, N.C.
Old Dominion	68-53	TENNESSEE	Mt. Pleasant, Mich.
Louisiana Tech	79-59	TENNESSEE	Eugene, Ore.
Rutgers	83-77	Texas	Philadelphia, Pa.

YEAR NCAA FINAL FOUR TEAMS

1982	Louisiana Tech, Cheyney, TENNESSEE , Maryland
1983	Southern California, Louisiana Tech, Georgia, Old Dominion
1984	Southern California, TENNESSEE , Cheyney, Louisiana Tech
1985	Old Dominion, Georgia, Western Kentucky, Northeast Louisiana
1986	Texas, Southern California, TENNESSEE , Western Kentucky
1987	TENNESSEE , Louisiana Tech, Long Beach State, Texas
1988	Louisiana Tech, Auburn, TENNESSEE , Long Beach State
1989	TENNESSEE , Auburn, Maryland, Louisiana Tech
1990	Stanford, Auburn, Virginia, Louisiana Tech
1991	TENNESSEE , Virginia, Stanford, Connecticut
1992	Stanford, Western Kentucky, Southwest Missouri, Virginia
1993	Texas Tech, Ohio State, Iowa, Vanderbilt
1994	North Carolina, Louisiana Tech, Alabama, Purdue
1995	Connecticut, TENNESSEE , Georgia, Stanford
1996	TENNESSEE , Georgia, Connecticut, Stanford
1997	TENNESSEE , Old Dominion, Notre Dame, Stanford
1998	TENNESSEE , Louisiana Tech, Arkansas, North Carolina State
1999	Purdue, Duke, Georgia, Louisiana Tech
2000	Connecticut, TENNESSEE , Penn State, Rutgers
2001	Notre Dame, Purdue, Connecticut, Southwest Missouri State
2002	Connecticut, Oklahoma, Duke, TENNESSEE
2003	Connecticut, TENNESSEE , Duke, Texas
2004	Connecticut, TENNESSEE , LSU, Minnesota, Stanford
2005	Baylor, Michigan State, LSU, TENNESSEE
2006	Maryland, Duke, LSU, North Carolina
2007	TENNESSEE , Rutgers, North Carolina, LSU
2008	TENNESSEE , Stanford, LSU, Connecticut
2009	Connecticut, Louisville, Oklahoma, Stanford
2010	Connecticut, Baylor, Oklahoma, Stanford
2011	Texas A&M, Notre Dame, Stanford, Connecticut
2012	Baylor, Notre Dame, Stanford, Connecticut
2013	Connecticut, Louisville, California, Notre Dame
2014	Connecticut, Notre Dame, Stanford, Maryland
2015	Connecticut, Notre Dame, South Carolina, Maryland
2016	Connecticut, Syracuse, Oregon State, Washington
2017	South Carolina, Mississippi State, Stanford, Connecticut
2018	Notre Dame, Mississippi State, Louisville, Connecticut
2019	Baylor, Notre Dame, Connecticut, Oregon
2021	Stanford, Arizona, Stanford, UConn

CHAMPION SCORE RUNNER-UP SITE

Louisiana Tech	76-62	Cheyney	Norfolk, Va.
Southern California	69-67	Louisiana Tech	Norfolk, Va.
Southern California	72-61	TENNESSEE	Los Angeles, Calif.
Old Dominion	70-65	Georgia	Austin, Texas
Texas	97-81	Southern California	Lexington, Ky.
TENNESSEE	67-44	Louisiana Tech	Austin, Texas
Louisiana Tech	56-54	Auburn	Tacoma, Wash.
TENNESSEE	76-60	Auburn	Tacoma, Wash.
Stanford	88-81	Auburn	Knoxville, Tenn.
TENNESSEE	*70-67	Virginia	New Orleans, La.
Stanford	78-62	Western Kentucky	Los Angeles, Calif.
Texas Tech	84-82	Ohio State	Atlanta, Ga.
North Carolina	60-59	Louisiana Tech	Richmond, Va.
Connecticut	70-64	TENNESSEE	Minneapolis, Minn.
TENNESSEE	83-65	Georgia	Charlotte, N.C.
TENNESSEE	68-59	Old Dominion	Cincinnati, Ohio
TENNESSEE	93-75	Louisiana Tech	Kansas City, Mo.
Purdue	62-45	Duke	San Jose, Calif.
Connecticut	72-51	TENNESSEE	Philadelphia, Pa.
Notre Dame	68-66	Purdue	St. Louis, Mo.
Connecticut	82-70	Oklahoma	San Antonio, Texas
Connecticut	73-68	TENNESSEE	Atlanta, Ga.
Connecticut	70-61	TENNESSEE	New Orleans, La.
Baylor	84-62	Michigan State	Indianapolis, Ind.
Maryland	*78-75	Duke	Boston, Mass.
TENNESSEE	59-46	Rutgers	Cleveland, Ohio
TENNESSEE	64-48	Stanford	Tampa, Fla.
Connecticut	76-54	Louisville	St. Louis, Mo.
Connecticut	53-47	Stanford	San Antonio, Texas
Texas A&M	76-70	Notre Dame	Indianapolis, Ind.
Baylor	80-61	Notre Dame	Denver, Colo.
Connecticut	93-60	Louisville	New Orleans, La.
Connecticut	79-58	Notre Dame	Nashville, Tenn.
Connecticut	63-53	Notre Dame	Tampa, Fla.
Connecticut	82-51	Syracuse	Indianapolis, Ind.
South Carolina	67-55	Mississippi State	Dallas, Texas
Notre Dame	61-58	Mississippi State	Columbus, Ohio
Baylor	82-81	Notre Dame	Tampa, Fla.
Stanford	54-53	Arizona	San Antonio, Texas

*denotes overtime game #No tournament held in 2020 due to coronavirus (COVID-19) global health crisis



The Lady Vols are the only school to play in all 39 NCAA Women's Basketball Tournaments, advancing to 18 NCAA Final Fours and winning eight NCAA National Championships. Those titles came in 1987, 1989, 1991, 1996, 1997, 1998, 2007 and 2008.

ALL-TIME NCAA TOURNAMENT SEEDING

ALL-TIME NCAA TOURNAMENT NO. 1 SEEDS

Year	East	Midwest	Midwest	West
1982*	Old Dominion	So. California	Louisiana Tech	Long Beach St.
1983	Cheyney	TENNESSEE	Louisiana Tech	So. California
1984*	Old Dominion	Georgia	Louisiana Tech	So. California
1985	Old Dominion	Texas	Louisiana Tech	Long Beach St.
1986*	Virginia	Georgia	Texas	So. California
1987**	Texas	Auburn	Louisiana Tech	Long Beach St.
1988*	TENNESSEE	Auburn	Texas	Iowa
1989**	TENNESSEE	Auburn	Louisiana Tech	Maryland
1990	TENNESSEE	Washington	Louisiana Tech	Stanford
1991**	Penn State	TENNESSEE	Virginia	Georgia
1992	Virginia	TENNESSEE	Iowa	Stanford
1993	Ohio State	TENNESSEE	Vanderbilt	Stanford
1994	Connecticut	TENNESSEE	Penn State	Purdue
1995*	Connecticut	TENNESSEE	Colorado	Vanderbilt
1996**	TENNESSEE	Connecticut	Louisiana Tech	Stanford
1997**	UNC	Connecticut	Connecticut	Stanford
1998**	Old Dominion	TENNESSEE	Texas Tech	Stanford
1999	TENNESSEE	Connecticut	Purdue	Louisiana Tech
2000*	Connecticut	TENNESSEE	Louisiana Tech	Georgia
2001	Connecticut	TENNESSEE	Notre Dame	Duke
2002*	Duke	Connecticut	Vanderbilt	Oklahoma
2003*	Connecticut	TENNESSEE	Duke	LSU
2004*	Penn State	Duke	TENNESSEE	Texas
2005*	UNC	TENNESSEE	Michigan State	LSU
	Tempe	Philadelphia	Kansas City	Chattanooga
2006	Duke	North Carolina	LSU	Ohio State
	Bridgeport	Cleveland	San Antonio	Albuquerque
2007**	Duke	TENNESSEE	North Carolina	Connecticut
	Greensboro	Dayton	Dallas	Fresno
2008**	Connecticut	TENNESSEE	North Carolina	Stanford
	Greensboro	Oklahoma City	New Orleans	Spokane
2009	Connecticut	Duke	Maryland	Oklahoma
	Trenton	Berkeley	Raleigh	Oklahoma City
2010	Connecticut	TENNESSEE	Stanford	Nebraska
	Dayton	Memphis	Sacramento	Kansas City
2011	TENNESSEE	Connecticut	Stanford	Baylor
	Dayton	Philadelphia	Spokane	Dallas
2012	Notre Dame	Connecticut	Stanford	Baylor
	Raleigh	Kingston	Fresno	Des Moines
2013	Baylor	Stanford	Notre Dame	Connecticut
	Oklahoma City	Spokane	Norfolk	Bridgeport
2014	Connecticut	South Carolina	Notre Dame	TENNESSEE
	Lincoln	Stanford	Notre Dame	Louisville
2015	Connecticut	Notre Dame	South Carolina	Maryland
	Albany	Oklahoma City	Greensboro	Spokane
2016	Connecticut	Baylor	South Carolina	Notre Dame
	Bridgeport	Dallas	Sioux Falls	Lexington
2017	Connecticut	Mississippi State	South Carolina	Stanford
	Bridgeport	Oklahoma City	Stockton	Lexington

2018	Notre Dame	Mississippi State	UConn	Louisville
	Spokane	Kansas City	Albany	Lexington
2019	Baylor	Notre Dame	Oregon	Louisville
	Greensboro	Chicago	Portland	Albany
2021	Stanford	UConn	South Carolina	NC State
	Alamo	River Walk	Hemisfair	Mercado

(Key: *UT advanced to Final Four; **UT NCAA Champions)

SEEDING THROUGH THE YEARS

Year	Seed	Region	Result
1982	#2	Midwest	Final Four (3rd)
1983	#1	Midwest	lost in regional final
1984	#3	Midwest	Final Four (2nd)
1985	#3	Midwest	lost in regional semis
1986	#4	Midwest	Final Four (3rd)
1987	#2	Midwest	NCAA Champions
1988	#1	East	Final Four (3rd)
1989	#1	East	NCAA Champions
1990	#1	East	lost in regional final (OT)
1991	#1	Midwest	NCAA Champions
1992	#1	Midwest	lost in regional semis
1993	#1	Midwest	lost in regional final
1994	#1	Midwest	lost in regional semis
1995	#1	Midwest	Final Four (2nd)
1996	#1	East	NCAA Champions
1997	#3	Midwest	NCAA Champions
1998	#1	Midwest	NCAA Champions
1999	#1	East	lost in regional final
2000	#1	Midwest	Final Four (2nd)
2001	#1	Midwest	lost in regional semis
2002	#2	Midwest	Final Four (3rd)
2003	#1	Midwest	Final Four (2nd)
2004	#1	Midwest	Final Four (2nd)
2005	#1	Philadelphia	Final Four (3rd)
2006	#2	Cleveland	lost in regional final
2007	#1	Dayton	NCAA Champions
2008	#1	Oklahoma City	NCAA Champions
2009	#5	Berkeley	lost in first round
2010	#1	Memphis	lost in regional semis
2011	#1	Dayton	lost in regional final
2012	#2	Des Moines	lost in regional final
2013	#2	Oklahoma City	lost in regional final
2014	#1	Louisville	lost in regional semis
2015	#2	Spokane	lost in regional final
2016	#7	Sioux Falls	lost in regional final
2017	#5	Oklahoma City	lost in second round
2018	#3	Lexington	lost in second round
2019	#11	Albany	lost in first round
2021	#3	River Walk	lost in second round

TENNESSEE NCAA TOURNAMENT STATISTICS

	FG-FGA	PCT	3FG-FGA	PCT	FT-FTA	PCT	REB-AVG	PF	PTS-AVG	AS	TO	BK	ST
1982 - 4 games	FG-FGA	PCT	3FG-FGA	PCT	FT-FTA	PCT	REB-AVG	PF	PTS-AVG	AS	TO	BK	ST
UT	105-220	.477			77-99	.778	147-36.8	81	287-71.8	53	82	10	40
OPP	109-253	.431			60-89	.674	157-39.3	88	278-69.5	30	81	15	38
1983 - 3 games	FG-FGA	PCT	3FG-FGA	PCT	FT-FTA	PCT	REB-AVG	PF	PTS-AVG	AS	TO	BK	ST
UT	91-188	.484			57-83	.687	153-51.0	75	239-79.7	41	62	7	27
OPP	79-203	.389			43-70	.614	101-33.7	74	201-67.0	24	60	8	28
1984 - 5 games	FG-FGA	PCT	3FG-FGA	PCT	FT-FTA	PCT	REB-AVG	PF	PTS-AVG	AS	TO	BK	ST
UT	138-299	.462			75-106	.708	220-44.0	91	351-70.2	73	85	5	38
OPP	126-316	.399			64-86	.744	167-33.4	97	316-63.2	35	79	20	31
1985 - 2 games	FG-FGA	PCT	3FG-FGA	PCT	FT-FTA	PCT	REB-AVG	PF	PTS-AVG	AS	TO	BK	ST
UT	47-115	.409			31-42	.738	86-43.0	48	125-62.5	18	39	7	12
OPP	45-103	.437			38-55	.509	70-35.0	36	118-59.0	20	43	6	21
1986 - 4 games	FG-FGA	PCT	3FG-FGA	PCT	FT-FTA	PCT	REB-AVG	PF	PTS-AVG	AS	TO	BK	ST
UT	121-274	.442			42-78	.538	170-42.5	80	284-71.0	69	59	6	23
OPP	118-254	.465			62-85	.729	156-39.0	77	298-74.5	49	63	18	27
1987 - 5 games	FG-FGA	PCT	3FG-FGA	PCT	FT-FTA	PCT	REB-AVG	PF	PTS-AVG	AS	TO	BK	ST
UT	146-305	.479			89-125	.712	229-45.8	104	379-75.8	90	83	13	42
OPP	112-300	.373			62-112	.554	176-35.2	111	286-57.2	48	92	20	32
1988 - 4 games	FG-FGA	PCT	3FG-FGA	PCT	FT-FTA	PCT	REB-AVG	PF	PTS-AVG	AS	TO	BK	ST
UT	122-241	.506	2-10	.200	63-79	.797	160-40.0	72	309-77.3	55	71	15	32
OPP	110-263	.418	4-20	.200	38-59	.644	142-35.7	72	262-65.5	48	78	6	38
1989 - 5 games	FG-FGA	PCT	3FG-FGA	PCT	FT-FTA	PCT	REB-AVG	PF	PTS-AVG	AS	TO	BK	ST
UT	156-322	.484	0-2	.000	106-141	.752	221-44.2	64	418-83.6	78	83	16	53
OPP	132-317	.416	10-40	.250	39-55	.709	156-31.2	116	313-62.6	53	104	8	36
1990 - 3 games	FG-FGA	PCT	3FG-FGA	PCT	FT-FTA	PCT	REB-AVG	PF	PTS-AVG	AS	TO	BK	ST
UT	91-199	.457	1-10	.100	59-96	.615	137-45.7	57	242-80.7	39	51	5	35
OPP	76-170	.447	11-29	.379	46-67	.687	109-36.3	72	209-69.7	32	68	12	22
1991 - 5 games	FG-FGA	PCT	3FG-FGA	PCT	FT-FTA	PCT	REB-AVG	PF	PTS-AVG	AS	TO	BK	ST
UT	117-287	.408	12-35	.343	84-135	.622	224-44.8	100	330-66	57	90	17	39
OPP	114-286	.399	14-40	.350	58-89	.652	175-35.0	112	300-60	47	84	21	36

TENNESSEE NCAA TOURNAMENT STATISTICS

Year - Games	FG-FGA	PCT	3FG-FGA	PCT	FT-FTA	PCT	REB-AVG	PF	PTS-AVG	AS	TO	BK	ST
1992 - 2 games	60-134	.448	10-31	.323	37-55	.673	87-43.5	47	167-83.5	27	33	0	22
UT	47-105	.448	5-11	.454	32-42	.762	70-35.0	48	131-65.5	19	46	8	15
1993 - 3 games	83-204	.407	11-32	.348	42-67	.627	130-43.3	56	219-73.0	38	37	8	37
UT	72-157	.459	7-13	.538	41-56	.732	10A5-35.0	59	192-64.0	33	54	11	13
1994 - 3 games	87-182	.478	10-29	.344	73-103	.708	137-45.6	49	257-85.6	47	44	7	39
UT	72-165	.436	7-20	.350	23-43	.534	83-27.6	74	174-58.0	31	56	3	17
1995 - 6 games	179-384	.466	15-45	.333	97-127	.764	280-46.7	86	470-78.3	115	90	16	53
UT	139-371	.375	19-69	.275	51-81	.630	200-33.3	113	348-58.0	62	98	20	47
1996 - 6 games	198-418	.474	16-40	.400	97-144	.674	281-46.8	85	509-84.8	101	76	14	63
UT	150-381	.394	30-105	.286	56-81	.691	216-36.0	112	386-64.3	76	103	23	37
1997 - 6 games	179-352	.509	23-50	.460	100-144	.694	232-38.7	91	481-80.2	76	111	16	65
UT	155-369	.420	26-92	.283	50-76	.658	194-32.3	114	386-64.3	80	124	11	63
1998 - 6 games	196-427	.459	14-47	.298	125-175	.714	284-47.3	90	531-88.5	93	94	39	67
UT	145-392	.370	27-81	.333	66-95	.695	234-39.0	136	383-63.8	64	144	17	51
1999 - 4 games	134-284	.472	12-38	.316	53-85	.624	166-41.5	61	333-83.3	51	49	15	51
UT	87-210	.414	15-40	.375	48-65	.738	132-33.0	85	237-59.3	48	93	14	17
2000 - 6 games	141-342	.412	24-64	.375	109-154	.708	251-41.8	93	415-69.2	74	99	28	61
UT	129-344	.375	18-75	.240	47-79	.595	204-34.0	133	323-53.8	76	121	20	47
2001 - 3 games	84-200	.420	16-46	.348	53-67	.791	146-48.7	53	237-79.0	47	45	13	22
UT	72-184	.391	17-64	.266	32-47	.681	95-31.7	51	193-64.3	35	41	9	26
2002 - 5 games	134-332	.404	19-58	.328	91-115	.791	219-43.8	91	378-75.6	69	62	22	47
UT	114-288	.396	28-91	.308	61-89	.685	180-36.0	91	317-63.4	64	83	31	28
2003 - 6 games	171-361	.474	32-86	.372	95-128	.742	267-44.5	73	469-78.2	86	77	25	50
UT	126-355	.355	36-109	.330	42-53	.792	173-28.8	107	330-55.0	61	85	16	33
2004 - 6 games	154-365	.422	23-73	.315	71-100	.710	255-42.5	90	402-67.0	77	81	24	37
UT	134-357	.375	27-84	.321	67-94	.713	206-34.3	91	362-63.3	63	74	21	50
2005 - 5 games	131-310	.423	24-60	.400	81-116	.698	226-45.2	84	367-73.4	63	81	27	56
UT	98-286	.343	19-77	.247	58-80	.725	173-34.6	97	273-54.6	44	97	15	55
2006 - 4 games	108-233	.464	21-62	.339	70-95	.737	159-39.8	59	307-76.8	68	68	30	37
UT	95-240	.396	19-55	.345	42-53	.792	131-32.8	81	251-62.8	56	65	13	36
2007 - 6 games	154-353	.436	27-81	.333	87-121	.719	242-40.3	84	422-70.3	83	78	31	57
UT	109-315	.346	18-75	.240	59-80	.738	190-31.7	104	295-49.2	54	109	15	32
2008 - 6 games	150-362	.414	29-86	.337	81-118	.686	245-40.8	98	410-68.3	74	89	29	64
UT	120-323	.372	17-65	.262	53-90	.589	206-34.3	108	310-51.7	57	119	15	45
2009 - 1 game	23-66	.348	2-8	.250	7-11	.636	44-44.0	16	55-55.0	15	16	4	5
UT	24-54	.444	7-19	.368	16-20	.800	34-34.0	12	71-71.0	7	13	1	7
2010 - 3 games	97-219	.443	16-46	.348	19-40	.475	133-44.3	47	229-76.3	51	30	18	21
UT	69-171	.404	10-34	.294	35-44	.795	106-35.3	41	183-61.0	31	47	21	12
2011 - 4 games	127-272	.467	20-59	.339	48-76	.632	195-48.4	54	322-80.5	63	46	21	26
UT	95-251	.378	23-69	.333	39-52	.750	128-32.0	68	252-63.0	52	53	14	22
2012 - 4 games	102-271	.376	23-83	.277	50-64	.781	191-47.8	51	277-69.3	50	47	18	28
UT	96-258	.372	19-66	.288	36-46	.783	149-37.3	54	247-61.2	49	44	18	22
2013 - 4 games	109-244	.447	21-66	.318	64-86	.744	162-40.5	63	303-75.8	55	61	19	45
UT	92-263	.350	24-97	.247	51-65	.785	162-40.5	65	259-64.8	36	71	14	27
2014 - 3 games	68-168	.405	9-26	.346	54-70	.771	127-42.3	46	199-66.3	35	49	13	23
UT	65-177	.367	11-47	.234	29-46	.630	104-34.7	66	170-56.7	36	48	2	25
2015 - 4 games	98-268	.366	20-67	.299	54-68	.794	175-43.8	61	270-67.5	51	48	13	26
UT	97-229	.424	22-59	.373	39-52	.750	141-35.2	66	255-63.8	46	55	21	23
2016 - 4 games	105-234	.449	12-45	.267	57-74	.770	173-43.2	63	279-69.8	60	61	10	20
UT	97-255	.380	33-97	.340	41-54	.759	130-32.5	79	268-67.0	44	38	8	38
2017 - 2 games	42-112	.375	5-23	.217	41-60	.683	86-43.0	30	130-65.0	20	22	8	10
UT	50-131	.382	11-36	.306	21-30	.700	80-40.0	43	132-66.0	27	19	3	9
2018 - 2 games	61-131	.466	9-34	.265	28-46	.609	84-42.0	35	159-79.5	37	26	5	18
UT	44-112	.393	11-40	.275	27-36	.750	66-33.0	39	126-63.0	25	34	4	11
2019 - 1 game	30-65	.462	4-15	.267	13-25	.520	40-40.0	23	77-77.0	17	16	3	4
UT	31-73	.425	7-20	.350	20-25	.800	43-43.0	20	89-89.0	15	9	4	7
2021 - 2 games	54-125	.432	4-26	.154	30-38	.789	96-48.0	31	142-71.0	20	37	14	15
UT	46-128	.359	16-53	.302	24-29	.828	63-31.5	27	132-66.0	25	27	1	20
1982-2021 - 157 games	4393-9868	.445	486-1493	.326	2510-3556	.706	6860-43.7	2582	11,780-75.0	2235	2378	591	1410
UT	3691-9409	.392	568-1892	.300	1716-2480	.692	5407-34.4	2939	9,656-61.5	1702	2722	507	1144

*No tournament held in 2020 due to coronavirus (COVID-19) global health crisis

GENERAL
STAFF
PLAYERS
REVIEW
HISTORY
FACILITIES
NCAA
SEC
RECORDS
MEDIA INFO



TENNESSEE IN THE POSTSEASON

Date	Opponent	UT	Opp
■ 1977 – AIAW Third in the Nation			
<i>AIAW Region II Championships, Memphis, Tenn.</i>			
Mar. 10	Clemson	84	46
Mar. 11	Old Dominion	61	60
Mar. 12	Tennessee Tech	72	59
<i>AIAW Championships, Minneapolis, Minn.</i>			
Mar. 23	Michigan State	76	62
Mar. 24	Kansas State	81	69
Mar. 25	Delta State	58	62
Mar. 26	Immaculata	91	71
■ 1978			
<i>AIAW Region II Championships, Chapel Hill, N.C.</i>			
Mar. 9	North Carolina	92	66
Mar. 10	Kentucky	76	60
Mar. 11	North Carolina State	64	62
<i>AIAW South Satellite Tournament, Cleveland, Miss.</i>			
Mar. 17	Maryland	69	75
Mar. 18	Valdosta State	80	83
■ 1979 – AIAW Third in the Nation			
<i>AIAW Region II Championships, Knoxville, Tenn.</i>			
Mar. 8	Clemson	89	61
Mar. 9	South Carolina	76	64
Mar. 10	Old Dominion	72	74
<i>AIAW East Satellite Tournament, Bronx, N.Y.</i>			
Mar. 16	Rutgers	79	69
Mar. 17	Fordham	76	54
<i>AIAW Championships, Greensboro, N.C.</i>			
Mar. 23	Louisiana Tech	84	102
Mar. 25	UCLA	104	86
■ 1980 – AIAW Runner-Up			
<i>AIAW Region II Championships, Knoxville, Tenn., and Columbia, S.C.</i>			
Mar. 5	Clemson	95	79
Mar. 7	South Carolina	67	54
Mar. 8	Old Dominion	67	68
<i>AIAW South Satellite Tournament, Knoxville, Tenn.</i>			
Mar. 15	Kansas State	84	64
Mar. 18	Maryland	93	76
<i>AIAW Championships, Mount Pleasant, Mich.</i>			
Mar. 21	South Carolina	75	72
Mar. 23	Old Dominion	53	68
■ 1981 – AIAW Runner-Up			
<i>AIAW Region II Championships, Knoxville, Tenn., and Norfolk, Va.</i>			
Mar. 10	Virginia	81	54
Mar. 13	Kentucky	58	49
Mar. 14	Old Dominion	65	64
<i>AIAW National Playoffs, Knoxville, Tenn.</i>			
Mar. 21	Illinois State	78	63
Mar. 24	Maryland	79	67
<i>AIAW Championships, Eugene, Ore.</i>			
Mar. 27	Old Dominion	68	65
Mar. 29	Louisiana Tech	59	79
■ 1982 – NCAA Third in the Nation			
<i>NCAA First Round, Knoxville, Tenn.</i>			
Mar. 13	Jackson State	72	56
<i>NCAA Midwest Regional Championships, Knoxville, Tenn.</i>			
Mar. 19	Memphis State	78	63
Mar. 21	Southern Calif. (OT)	91	90
<i>NCAA Final Four, Norfolk, Va.</i>			
Mar. 26	Louisiana Tech	46	69
■ 1983			
<i>NCAA First Round, Knoxville, Tenn.</i>			
Mar. 19	South Carolina State	86	51
<i>NCAA Midwest Regional Championships, South Bend, Ind.</i>			
Mar. 25	Mississippi (3 OT)	90	83
Mar. 27	Georgia	63	67
■ 1984 – NCAA Runner-Up			
<i>NCAA First Round, Knoxville, Tenn.</i>			
Mar. 17	Middle Tennessee State	70	52
<i>NCAA Midwest Regional Championships, Knoxville, Tenn.</i>			
Mar. 23	Alabama	65	58
Mar. 25	Georgia	73	61
<i>NCAA Final Four, Los Angeles, Calif.</i>			
Mar. 30	Cheyney	82	73
Apr. 1	Southern California	61	72
■ 1985			
<i>NCAA First Round, Knoxville, Tenn.</i>			

Date	Opponent	UT	Opp
Mar. 16	Virginia	65	55
<i>NCAA Midwest Regional Championships, Bowling Green, Ky.</i>			
Mar. 22	Mississippi	60	63
■ 1986 – NCAA Third in the Nation			
<i>NCAA First Round, Knoxville, Tenn.</i>			
Mar. 16	Iowa	73	68
<i>NCAA Midwest Regional Championships, Iowa City, Iowa</i>			
Mar. 20	Georgia	85	82
Mar. 22	Louisiana State	67	65
<i>NCAA Final Four, Lexington, Ky.</i>			
Mar. 28	Southern California	59	83
■ 1987 – NCAA Champion			
<i>NCAA First Round, Knoxville, Tenn.</i>			
Mar. 15	Tennessee Tech	95	59
<i>NCAA Midwest Regional Championships, Knoxville, Tenn.</i>			
Mar. 19	Virginia	66	58
Mar. 21	Auburn	77	61
<i>NCAA Final Four, Austin, Texas</i>			
Mar. 27	Long Beach State	74	64
Mar. 29	Louisiana Tech	67	44
■ 1988 – NCAA Third in the Nation			
<i>NCAA Second Round, Knoxville, Tenn.</i>			
Mar. 18	Wake Forest	94	66
<i>NCAA East Regional Championships, Norfolk, Va.</i>			
Mar. 24	James Madison	72	52
Mar. 26	Virginia	84	76
<i>NCAA Final Four, Tacoma, Wash.</i>			
Apr. 1	Louisiana Tech	59	68
■ 1989 – NCAA Champion			
<i>NCAA Second Round, Knoxville, Tenn.</i>			
Mar. 18	LaSalle	91	61
<i>NCAA East Regional Championships, Bowling Green, Ky.</i>			
Mar. 23	Virginia	80	47
Mar. 25	Long Beach State	94	80
<i>NCAA Final Four, Tacoma, Wash.</i>			
Mar. 31	Maryland	77	65
Apr. 2	Auburn	76	60
■ 1990			
<i>NCAA Second Round, Knoxville, Tenn.</i>			
Mar. 17	Old Dominion	87	68
<i>NCAA East Regional Championships, Norfolk, Va.</i>			
Mar. 22	Clemson	80	62
Mar. 24	Virginia (OT)	75	79
■ 1991 – NCAA Champion			
<i>NCAA Second Round, Knoxville, Tenn.</i>			
Mar. 17	SW Missouri State	55	47
<i>NCAA Midwest Regional Championships, Knoxville, Tenn.</i>			
Mar. 21	Western Kentucky	68	61
Mar. 23	Auburn	69	65
<i>NCAA Final Four, New Orleans, La.</i>			
Mar. 30	Stanford	68	60
Mar. 31	Virginia (OT)	70	67
■ 1992			
<i>NCAA Second Round, Knoxville, Tenn.</i>			
Mar. 21	Rutgers	97	56
<i>NCAA Midwest Regional Championships, West Lafayette, Ind.</i>			
Mar. 26	Western Kentucky	70	75
■ 1993			
<i>NCAA Second Round, Knoxville, Tenn.</i>			
Mar. 20	Northwestern	89	66
<i>NCAA Midwest Regional Championships, Iowa City, Iowa</i>			
Mar. 25	North Carolina	74	54
Mar. 27	Iowa	56	72
■ 1994			
<i>NCAA First Round, Knoxville, Tenn.</i>			
Mar. 16	North Carolina A&T	111	37
<i>NCAA Second Round, Knoxville, Tenn.</i>			
Mar. 19	Clemson	78	66
<i>NCAA Midwest Regional Championships, Fayetteville, Ark.</i>			
Mar. 24	Louisiana Tech	68	71
■ 1995 – NCAA Runner-Up			
<i>NCAA First and Second Rounds, Knoxville, Tenn.</i>			
Mar. 16	Florida A&M	96	59

Date	Opponent	UT	Opp
Mar. 18	Florida International	70	44
<i>NCAA Midwest Regional Championships, Knoxville, Tenn.</i>			
Mar. 23	Western Kentucky	87	65
Mar. 25	Texas Tech	80	59
<i>NCAA Final Four, Minneapolis, Minn.</i>			
Apr. 1	Georgia	73	51
Apr. 2	Connecticut	64	70
■ 1996 – NCAA Champion			
<i>NCAA First and Second Rounds, Knoxville, Tenn.</i>			
Mar. 16	Radford	97	56
Mar. 18	Ohio State	97	65
<i>NCAA East Regional Championships, Charlottesville, Va.</i>			
Mar. 23	Kansas	92	71
Mar. 25	Virginia	52	46
<i>NCAA Final Four, Charlotte, N.C.</i>			
Mar. 29	Connecticut (OT)	88	83
Mar. 31	Georgia	83	65
■ 1997 – NCAA Champion			
<i>NCAA First and Second Rounds, Knoxville, Tenn.</i>			
Mar. 15	Grambling State	91	54
Mar. 17	Oregon	76	59
<i>NCAA Midwest Regional Championships, Iowa City, Iowa</i>			
Mar. 22	Colorado	75	67
Mar. 24	Connecticut	91	81
<i>NCAA Final Four, Cincinnati, Ohio</i>			
Mar. 28	Notre Dame	80	66
Mar. 30	Old Dominion	68	59
■ 1998 – NCAA Champion			
<i>NCAA First and Second Rounds, Knoxville, Tenn.</i>			
Mar. 14	Liberty	102	58
Mar. 16	Western Kentucky	82	62
<i>NCAA Midwest Regional Championships, Nashville, Tenn.</i>			
Mar. 21	Rutgers	92	60
Mar. 23	North Carolina	76	70
<i>NCAA Final Four, Kansas City, Mo.</i>			
Mar. 27	Arkansas	86	58
Mar. 29	Louisiana Tech	93	75
■ 1999			
<i>NCAA First and Second Rounds, Knoxville, Tenn.</i>			
Mar. 13	Appalachian State	113	54
Mar. 15	Boston College	89	62
<i>NCAA East Regional Championships, Greensboro, N.C.</i>			
Mar. 20	Virginia Tech	68	52
Mar. 22	Duke	63	69
■ 2000 – NCAA Runner-Up			
<i>NCAA First and Second Rounds, Knoxville, Tenn.</i>			
Mar. 18	Furman	90	38
Mar. 20	Arizona	75	60
<i>NCAA Midwest Regional Championships, Memphis, Tenn.</i>			
Mar. 25	Virginia	77	56
Mar. 27	Texas Tech	57	44
<i>NCAA Final Four, Philadelphia, Pa.</i>			
Mar. 31	Rutgers	64	54
Apr. 2	Connecticut	52	71
■ 2001			
<i>NCAA First and Second Rounds, Knoxville, Tenn.</i>			
Mar. 16	Austin Peay	80	38
Mar. 18	St. Mary's (Calif.)	92	75
<i>NCAA Midwest Regional Championships, Birmingham, Ala.</i>			
Mar. 24	Xavier	65	80
■ 2002 – NCAA Third in the Nation			
<i>NCAA First and Second Rounds, Knoxville, Tenn.</i>			
Mar. 15	Georgia State	98	68
Mar. 17	Notre Dame	89	50
<i>NCAA Midwest Regional Championships, Ames, Iowa</i>			
Mar. 23	Brigham Young	68	57
Mar. 25	Vanderbilt	68	63
<i>NCAA Final Four, San Antonio, Texas</i>			
Mar. 29	Connecticut	56	79

TENNESSEE IN THE POSTSEASON

Date **Opponent** **UT** **Opp**

■ 2003 – NCAA Runner-Up

NCAA First and Second Rounds, Knoxville, Tenn.

Mar. 22	Alabama State	95	43
Mar. 24	Virginia	81	51

NCAA Midwest Regional Championships, Knoxville, Tenn.

Mar. 29	Penn State	86	58
Mar. 31	Villanova	73	49

NCAA Final Four, Atlanta, Ga.

Apr. 6	Duke	66	56
Apr. 8	Connecticut	68	73

■ 2004 – NCAA Runner-Up

NCAA First and Second Rounds, Tallahassee, Fla.

Mar. 20	Colgate	77	54
Mar. 22	DePaul	79	59

NCAA Midwest Regional Championships, Norman, Okla.

Mar. 28	Baylor	71	69
Mar. 30	Stanford	62	60

NCAA Final Four, New Orleans, La.

Apr. 4	LSU	52	50
Apr. 6	Connecticut	61	70

■ 2005 – NCAA Third in Nation

NCAA First and Second Rounds, Knoxville, Tenn.

Mar. 20	Western Carolina	94	43
Mar. 22	Purdue	75	54

NCAA Philadelphia East Regional Championships, Philadelphia, Pa.

Mar. 27	Texas Tech	75	59
Mar. 29	Rutgers	59	49

NCAA Final Four, Indianapolis, Ind.

Apr. 3	Michigan State	64	68
--------	----------------	----	----

■ 2006

NCAA First and Second Rounds, Norfolk, Va.

Mar. 19	Army	102	54
Mar. 21	George Washington	66	53

NCAA Cleveland Regional Championships, Cleveland, Ohio

Mar. 26	Rutgers	76	69
Mar. 28	North Carolina	63	75

■ 2007 – NCAA Champion

NCAA First and Second Rounds, Pittsburgh, Pa.

Mar. 18	Drake	76	37
Mar. 20	Pittsburgh	68	54

NCAA Dayton Regional Championships, Dayton, Ohio

Mar. 25	Marist	65	46
Mar. 27	Mississippi	98	62

NCAA Final Four, Cleveland, Ohio

Apr. 1	North Carolina	56	50
Apr. 3	Rutgers	59	46

■ 2008 – NCAA Champion

NCAA First and Second Rounds, West Lafayette, Ind.

Mar. 23	Oral Roberts	94	55
Mar. 25	Purdue	78	52

NCAA Oklahoma City Regional Championships, Oklahoma City, Okla.

Mar. 30	Notre Dame	74	64
Apr. 1	Texas A&M	53	45

NCAA Final Four, Tampa, Fla.

Apr. 6	LSU	47	46
Apr. 8	Stanford	64	48

■ 2009

NCAA First Round, Bowling Green, Ky.

Mar. 22	Ball State	55	71
---------	------------	----	----

■ 2010

NCAA First and Second Rounds, Knoxville, Tenn.

Mar. 20	Austin Peay	75	42
Mar. 22	Dayton	92	64

NCAA Memphis Regional Championships, Memphis, Tenn.

Mar. 27	Baylor	62	77
---------	--------	----	----

■ 2011

NCAA First and Second Rounds, Knoxville, Tenn.

Mar. 19	Stetson	99	34
Mar. 21	Marquette	79	70

Date **Opponent** **UT** **Opp**

NCAA Dayton Regional Championships, Dayton, Ohio

Mar. 26	Ohio State	85	75
Mar. 28	Notre Dame	59	73

■ 2012

NCAA First and Second Rounds, Chicago, Ill.

Mar. 17	UT-Martín	72	49
Mar. 20	DePaul	63	48

NCAA Des Moines Regional Championships, Des Moines, Iowa

Mar. 24	Kansas	84	73
Mar. 27	Baylor	58	77

■ 2013

NCAA First and Second Rounds, Knoxville, Tenn.

Mar. 23	Oral Roberts	83	62
Mar. 25	Creighton	68	52

NCAA Oklahoma City Regional Championships, Oklahoma City, Okla.

Mar. 31	Oklahoma	74	59
Apr. 2	Louisville	78	86

■ 2014

NCAA First and Second Rounds, Knoxville, Tenn.

Mar. 22	Northwestern State	70	46
Mar. 24	St. John's	67	51

NCAA Louisville Regional Championships, Louisville, Ky.

Mar. 30	Maryland	62	73
---------	----------	----	----

■ 2015

NCAA First and Second Rounds, Knoxville, Tenn.

Mar. 21	Boise State	72	61
Mar. 23	Pittsburgh	77	67

NCAA Spokane Regional Championships, Spokane, Wash.

Mar. 28	Gonzaga (OT)	73	69
Mar. 30	Maryland	48	58

■ 2016

NCAA First and Second Rounds, Tempe, Ariz.

Mar. 18	Green Bay	59	53
Mar. 20	Arizona State	75	64

NCAA Sioux Falls Regional Championships, Sioux Falls, S.D.

Mar. 25	Ohio State	78	62
Mar. 27	Syracuse	67	89

■ 2017

NCAA First and Second Rounds, Louisville, Ky.

Mar. 18	Dayton	66	57
Mar. 20	Louisville	64	75

■ 2018

NCAA First and Second Rounds, Knoxville, Tenn.

Mar. 16	Liberty	100	60
Mar. 18	Oregon State	59	66

■ 2019

NCAA First Round, College Park, Md.

Mar. 23	UCLA	77	89
---------	------	----	----

■ 2021

NCAA First Round, Austin, Texas

Mar. 21	Middle Tennessee	87	62
---------	------------------	----	----

NCAA Second Round, San Antonio, Texas

Mar. 23	Michigan	55	70
---------	----------	----	----

* No tournament held in 2020 due to coronavirus (COVID-19) global health crisis

UT RECORDS IN THE NCAA TOURNAMENT

All Games (157): 126-31
1st Rd. (33): 31-2 (H: 23-0, A: 0-1, N: 8-1)
2nd Rd. (31): 28-3 (H: 22-1, A: 4-1, N: 2-1)
Sweet 16 (34): 28-6 (H: 6-0, A: 0-0, N: 22-6)
Elite 8 (28): 18-10 (H: 6-0, A: 1-1, N: 11-9)
Final Four (18): 21-10
Final Four Semifinals (18): 13-5
Final Four Championship (13): 8-5

▶ UT NCAA RECORD VS. OPPONENTS

Entering 2022, UT has played 87 different opponents in 157 NCAA playoff games since 1982 and sports a 126-31 record. The Lady Vols have compiled the following records against the opposition:

Alabama (1-0), Alabama State (1-0), Appalachian St. (1-0), Arizona (1-0), Arizona St. (1-0), Arkansas (1-0), Army (1-0), Auburn (3-0), Austin Peay (2-0), Ball State (0-1), Baylor (1-2), Boise State (1-0), Boston College (1-0), Brigham Young (1-0), Cheyney (1-0), Clemson (2-0), Colgate (1-0), Colorado (1-0), Connecticut (2-5), Creighton (1-0), Dayton (2-0), DePaul (2-0), Drake (1-0), Duke (1-1), Fla. A&M (1-0), Fla. Intl. (1-0), Furman (1-0), George Washington (1-0), Georgia (4-1), Georgia State (1-0), Green Bay (1-0), Gonzaga (1-0), Grambling (1-0), Iowa (1-1), Jackson State (1-0), James Madison (1-0), Kansas (2-0), LaSalle (1-0), Liberty (2-0), Long Beach (2-0), Louisiana State (3-0), Louisiana Tech (2-3), Louisville (0-2), Marist (1-0), Marquette (1-0), Maryland (1-2), Memphis (1-0), Michigan (0-1), Michigan State (0-1), Middle Tennessee (2-0), Mississippi (2-1), North Carolina (3-1), North Carolina A&T (1-0), Northwestern (1-0), Northwestern State (1-0), Notre Dame (3-1), Ohio State (3-0), Oklahoma (1-0), Old Dominion (2-0), Oral Roberts (2-0), Oregon (1-0), Oregon State (0-1), Penn State (1-0), Pittsburgh (1-0), Purdue (2-0), Radford (1-0), Rutgers (6-0), South Carolina State (1-0), Southern California (1-2), Southwest Missouri (1-0), Stanford (3-0), Stetson (1-0), St. John's (1-0), St. Mary's (CA) (1-0), Syracuse (0-1), Tennessee-Martin (1-0), Tennessee Tech (1-0), Texas A&M (1-0), Texas Tech (3-0), UCLA (0-1), Vanderbilt (1-0), Villanova (1-0), Virginia (8-1), Virginia Tech (1-0), Wake Forest (1-0), Western Carolina (1-0), Western Kentucky (3-1) and Xavier (0-1).

UT NCAA RECORD VS. CONFERENCES

Of the Lady Vols' previous 157 games in the NCAA Tournament since 1982, Tennessee has faced 28 different conferences. Almost half of UT's total number of games have come against teams from the Southeastern Conference (15-2), the Atlantic Coast Conference (17-6) and the Big East (16-7). The breakdown:

Atlantic Coast (17-6), Atlantic Sun (2-0), Atlantic 10 (7-1), Big Ten (8-4), Big 12 (9-2), Big East (16-7), Big South (3-0), Colonial (2-0), Conference USA (3-0), Horizon League (1-0), Metro-Atlantic (1-0), Mid-American (0-1), Mid-Eastern Athletic (3-0), Missouri Valley (3-0), Mountain West (2-0), Ohio Valley (5-0), Pac 10/12 (7-4), Patriot (2-0), Southeastern (15-2), Southern (3-0), Southland (2-0), Southwestern Athletic (3-0), Summit League (1-0), Sun Belt (5-4), Trans-American (1-0), West Coast (2-0), Western Collegiate (2-0), Independent (1-0)

- GENERAL
- STAFF
- PLAYERS
- REVIEW
- HISTORY
- FACILITIES
- NCAA
- SEC
- RECORDS
- MEDIA INFO



YEAR-BY-YEAR /// LADY VOL 45-YEAR POSTSEASON RECORD

YEAR	AP RANKING	TEAMS PLAYED IN TOURNAMENT (AP RANKING)	RECORD	FINISH
1977	5th (28-5)	#2 Immaculata, #1 Delta St., #20 Kansas State, #17 Mich. St.	3-1	3rd AIAW
1978	1st (27-4)	#8 Valdosta St., #6 Maryland	0-2	4th SER
1979	3rd (30-9)	#6 UCLA, #2 La. Tech, #19 Fordham, #7 Rutgers	3-1	3rd AIAW
1980	2nd (33-5)	#1 ODU, #4 So. Carolina, #6 Maryland, #13 Kansas State	3-1	2nd AIAW
1981	2nd (25-6)	#1 La. Tech, #3 ODU, #8 Maryland, #15 Ill. St.	3-1	2nd AIAW
1982	4th (22-10)	#1 La. Tech, #6 So. Cal, #17 Memphis St., Jackson St.	3-1	3rd NCAA
1983	10th (25-8)	#8 Georgia, #13 Ole Miss, South Carolina St.	2-1	2nd MER
1984	15th (23-10)	#5 So. Cal, #9 Cheyney, #3 Georgia, #12 Ala., MTSU	4-1	2nd NCAA
1985	13th (22-10)	#6 Ole Miss, UVA	1-1	3rd MER
1986	15th (24-10)	#3 So. Cal, #9 LSU, #2 Georgia, #14 Iowa	3-1	3rd NCAA
1987	7th (28-6)	#3 La. Tech, #4 Long Beach St., #2 Auburn, #11 UVA, Tenn. Tech	5-0	NCAA Champs
1988	1st (31-3)	#5 La. Tech, #10 UVA, #14 James Madison, Wake Forest	3-1	3rd NCAA
1989	1st (35-2)	#2 Auburn, #5 Maryland, #7 Long Beach St., UVA, #18 LaSalle	5-0	NCAA Champs
1990	4th (27-6)	#12 UVA, NR Clemson, ODU	2-1	2nd ER
1991	4th (30-5)	#2 UVA, #11 Stanford, #6 Auburn, #10 W. Ky., S.W. Mo. St.	5-0	NCAA Champs
1992	2nd (28-3)	#15 Western Kentucky, Rutgers	1-1	3rd MER
1993	2nd (28-3)	#4 Iowa, #18 UNC, Northwestern	2-1	2nd MER
1994	1st (30-2)	#6 La. Tech, North Carolina A&T, Clemson	2-1	3rd MER
1995	3rd (34-3)	#1 UConn, #12 Ga., #5 Texas Tech, #8 W. Ky., Fla. Int., Fla. A&M	5-1	2nd NCAA
1996	1st (32-4)	#5 Ga., #2 UConn, #11 UVA, #20 Kansas, Ohio St., Radford	6-0	NCAA Champs
1997	10th (29-10)	#2 ODU, #15 N. Dame, #1 UConn, #18 Colo., Ore., Grambling	6-0	NCAA Champs
1998	1st (39-0)	#4 La. Tech, Ark., #7 UNC, Rutgers, #15 W. Ky., Liberty	6-0	NCAA Champs
1999	2nd (31-3)	#10 Duke, #13 Virginia Tech, Boston College, Appalachian St.	3-1	2nd ER
2000	2nd (33-4)	#1 UConn, #8 Rutgers, #11 Texas Tech, #19 UVA, #21 Ariz., Furman	5-1	2nd NCAA
2001	3rd (31-3)	#12 Xavier, St. Mary's College, Austin Peay	2-1	3rd MER
2002	6th (29-5)	#1 UConn, #4 Vandy, Brigham Young, Notre Dame, Georgia State	4-1	3rd NCAA
2003	4th (33-5)	#1 UConn, #2 Duke, #11 Villanova, #15 Penn State, UVA, Alabama St.	5-1	2nd NCAA
2004	2nd (31-4)	#6 UConn, #19 LSU, #10 Stanford, #15 Baylor, #25 DePaul, Colgate	5-1	2nd NCAA
2005	3rd (30-5)	#7 Michigan State, #9 Rutgers, #14 Texas Tech, Purdue, W. Carolina	4-1	3rd NCAA
2006	6th (31-5)	#1 North Carolina, #9 Rutgers, George Washington, Army	3-1	2nd CR
2007	3rd (34-3)	#15 Rutgers, #2 North Carolina, Mississippi, Marist, Pittsburgh, Drake	6-0	NCAA Champs
2008	3rd (36-2)	#4 Stanford, #6 LSU, #8 Texas A&M, #15 Notre Dame, Purdue, Oral Roberts	6-0	NCAA Champs
2009	18th (22-11)	Ball State	0-1	First Round
2010	3rd (32-3)	#14 Baylor, Dayton, Austin Peay	2-1	3rd MR
2011	4th (34-3)	#10 Notre Dame, #18 Ohio State, #25 Marquette, Stetson	3-1	2nd DR
2012	9th (27-9)	#1 Baylor, Kansas, DePaul, UT-Martin	3-1	2nd MR
2013	10th (27-8)	#16/17 Louisville, Oklahoma, Creighton, Oral Roberts	3-1	2nd OKCR
2014	3rd (29-6)	#11/9 Maryland, St. John's, Northwestern (La.) State	2-1	3rd LR
2015	6th (30-6)	#4/3 Maryland, Gonzaga, Pittsburgh, Boise State	3-1	2nd SR
2016	NR (22-14)	#14/15 Syracuse, #9/9 Ohio State, #11/11 Arizona State, NR/RV Green Bay	3-1	2nd SFR
2017	NR (20-12)	#13/12 Louisville, Dayton	1-1	Second Round
2018	12th (25-8)	#13/12 Oregon State, Liberty	1-1	Second Round
2019	NR (19-13)	#20/24 UCLA	0-1	First Round
2020	NR (21-10)	No NCAA Tournament held due to coronavirus (COVID-19) global health crisis		
2021	13th (17-8)	#16/14 Michigan, Middle Tennessee	1-1	Second Round



As Tennessee's point guard, Kellie (Jolly) Harper led the Lady Vols to three straight NCAA titles, including a perfect 39-0 season in 1997-98.

NCAA TOURNAMENT HONORS

FINAL FOUR MVP

- 2008 - Candace Parker
- 2007 - Candace Parker
- 1998 - Chamique Holdscaw
- 1997 - Chamique Holdscaw
- 1996 - Michelle Marciniak
- 1989 - Bridgette Gordon
- 1987 - Tonya Edwards

FINAL FOUR ALL-TOURNAMENT

- 2008 - Candace Parker, Nicky Anosike, Shannon Bobbitt
- 2007 - Candace Parker, Nicky Anosike, Shannon Bobbitt
- 2004 - Shanna Zolman
- 2003 - Gwen Jackson, Kara Lawson
- 2000 - Tamika Catchings
- 1998 - Chamique Holdscaw, Tamika Catchings, Kellie Jolly
- 1997 - Chamique Holdscaw, Kellie Jolly
- 1996 - Michelle Marciniak, Chamique Holdscaw, Tiffany Johnson
- 1995 - Nikki McCray
- 1991 - Dena Head, Daedra Charles
- 1989 - Bridgette Gordon, Sheila Frost
- 1987 - Tonya Edwards, Bridgette Gordon
- 1984 - Mary Ostrowski

EAST REGIONAL MVP

- 1996 - Latina Davis
- 1989 - Bridgette Gordon
- 1988 - Dawn Marsh

EAST REGIONAL ALL-TOURNAMENT

- 1999 - Chamique Holdscaw, Tamika Catchings
- 1996 - Latina Davis, Michelle Marciniak, Chamique Holdscaw
- 1990 - Daedra Charles, Dena Head
- 1989 - Bridgette Gordon, Sheila Frost
- 1988 - Dawn Marsh, Bridgette Gordon

MIDEAST REGIONAL MVP

- 2003 - Gwen Jackson
- 2000 - Tamika Catchings
- 1998 - Chamique Holdscaw
- 1995 - Nikki McCray
- 1991 - Kelli Casteel
- 1987 - Bridgette Gordon
- 1986 - Shelley Sexton
- 1984 - Mary Ostrowski
- 1982 - Shelia Collins

MIDEAST REGIONAL ALL-TOURNAMENT

- 2003 - Shyra Ely, Gwen Jackson, Kara Lawson
- 2000 - Tamika Catchings, Semeka Randall
- 1998 - Chamique Holdscaw, Semeka Randall
- 1995 - Nikki McCray, Dana Johnson, Michelle Marciniak

- 1994 - Nikki McCray
- 1993 - Tiffany Woosley, Lisa Harrison
- 1991 - Kelli Casteel, Daedra Charles, Jody Adams
- 1987 - Bridgette Gordon, Sheila Frost
- 1986 - Shelley Sexton, Sheila Frost
- 1985 - Shelia Collins
- 1984 - Mary Ostrowski, Tanya Haave
- 1983 - Tanya Haave
- 1982 - Shelia Collins

MIDWEST REGIONAL MVP

- 1997 - Chamique Holdscaw

MIDWEST REGIONAL ALL-TOURNAMENT

- 2004 - Tasha Butts, Shyra Ely, LaToya Davis
- 2002 - Shyra Ely, Gwen Jackson
- 1997 - Chamique Holdscaw, Kellie Jolly, Pashen Thompson

PHILADELPHIA REGIONAL ALL-TOURNAMENT

- 2005 - Shyra Ely, Shanna Zolman

CLEVELAND REGIONAL ALL-TOURNAMENT

- 2006 - Candace Parker, Shanna Zolman

DAYTON REGIONAL MVP

- 2007 - Candace Parker

DAYTON REGIONAL ALL-TOURNAMENT

- 2007 - Candace Parker, Shannon Bobbitt
- 2011 - Shekina Stricklen

OKLAHOMA CITY REGIONAL MVP

- 2008 - Candace Parker

OKLAHOMA CITY REGIONAL ALL-TOURNAMENT

- 2008 - Candace Parker, Alexis Hornbuckle
- 2013 - Taber Spani, Kamiko Williams

DES MOINES REGIONAL ALL-TOURNAMENT

- 2012 - Glory Johnson, Shekina Stricklen

LOUISVILLE REGIONAL ALL-TOURNAMENT

- 2014 - Meighan Simmons

SPOKANE REGIONAL ALL-TOURNAMENT

- 2015 - Cierra Burdick, Ariel Messengale

SIOUX FALLS REGIONAL ALL-TOURNAMENT

- 2016 - Diamond DeShields, Mercedes Russell

THE FEW. THE PROUD. THE NCAA CHAMPIONS.

The few. The proud. The NCAA Champions. During Pat Head Summitt's tenure as head coach (1974-2012), only 161 women were selected to wear the Orange and White of the University of Tennessee Lady Volunteers.

Fifty-eight players of 161 (through the 2011-12 season) earned the distinction of being an "NCAA Champion" during their playing days at the University of Tennessee. That's practically 40 percent! And that is truly remarkable. Additionally, forty percent of the 58 players brought home two or more titles.

A total of 12 coaches helped to bring the eight titles to the Knoxville campus. The common denominator of the eight championships with coach Summitt was (then) associate head coach Holly Warlick. In her first tenure with the Lady Vols, Mickie DeMoss claimed six rings (1987, 1989, 1991, 1996, 1997 and 1998). Former assistants Al Brown (1996, 1997 and 1998) and Nikki Caldwell (2007, 2008) are the only former aides with numerous titles. Current assistant Dean Lockwood picked up his first national titles as a Lady Vol coach in 2007 and 2008. Seven graduate assistant coaches had the opportunity to experience one title each.

Player	Year(s)	Player	Year(s)
Jody Adams	1991	Chamique Holdscaw	1996, 97, 98
Nicky Anosike	2007, 08	Alexis Hornbuckle	2007, 08
Alberta Augustine	2007, 08	Karla Horton	1987
Vicki Baugh	2008	Marlene Jeter	1991
Angie Bjorklund	2008	Tiffany Johnson	1996, 97
Shannon Bobbitt	2007, 08	Kellie Jolly	1996, 97, 98
Niya Butts	1997, 98	Brynae Laxton	1996, 97, 98
Kelley Cain	2008	Cheryl Littlejohn	1987
Nikki Caldwell	1991	Michelle Marciniak	1996
Tamara Carver	1991	Dawn Marsh	1987
Kelli Casteel	1989, 91	Melissa McCray	1987, 89
Tamika Catchings	1998	Carla McGhee	1987, 89
Daedra Charles	1989, 91	Cait McMahon	2007, 08
Regina Clark	1989, 91	Laurie Milligan	1996, 97, 98
Kristen "Ace" Clement	1998	Sabrina Mott	1987
Abby Conklin	1996, 97	Candace Parker	2007, 08
Elizabeth Curry	2007	Semeka Randall	1998
Latina Davis	1996	Dominique Redding	2007
Tonya Edwards	1987, 89	Debbie Scott	1989
Kyra Elzy	1997, 98	Shelley Sexton	1987
Peggy Evans	1991	Sydney Smallbone	2008
Sheila Frost	1987, 89	Kim Smallwood	1996
Alex Fuller	2007, 08	Sidney Spencer	2007
Teresa Geter	1998	Kathy Spinks	1987
Bridgette Gordon	1987, 89	LaShonda Stephens	1997, 98
Misty Greene	1996, 97, 98	Pashen Thompson	1996, 97
Lisa Harrison	1991	Gay Townson	1987
Debbie Hawhee	1989, 91	Jennifer Tuggle	1987
Dena Head	1989, 91	Lisa Webb	1987

Staff	Position	Year(s)
Al Brown	Asst. Coach	1996, 97, 98
Nikki Caldwell	Asst. Coach	2007, 08
Elizabeth Curry	Grad Asst. Coach	2008
Mickie DeMoss	Assoc. Head Coach	1987, 89, 91, 96, 97, 98
Angela Lawson	Grad Asst. Coach	1991
Dean Lockwood	Asst. Coach	2007, 08
Dawn Marsh	Grad Asst. Coach	1989
Shelley Sexton	Grad Asst. Coach	1989
Pat Summitt	Head Coach	1987, 89, 91, 96, 97, 98, 07, 08
Pam Tanner	Grad Asst. Coach	1991
Heidi VanDerveer	Grad Asst. Coach	1987
Holly Warlick	Asst. Coach	1987, 89, 91, 96, 97, 98
Lisa Webb	Assoc. Head Coach	2007, 08
	Grad Asst. Coach	1989

No tournament held in 2020 due to coronavirus (COVID-19) global health crisis

TOP FIVE TEAMS IN THE NCAA TOURNAMENT BY TOTAL GAMES PLAYED

RK.	SCHOOL	GAMES	W-L	YEARS	1st	2nd	3rd
1.	TENNESSEE	157	126-31	39	8	5	5
2.	Connecticut	146	125-21	32	11	0	10
3.	Stanford	126	95-31	34	3	2	9
4.	Georgia	91	57-34	34	0	2	3
	Notre Dame	91	67-24	26	2	5	2

GENERAL
STAFF
PLAYERS
REVIEW
HISTORY
FACILITIES
NCAA
SEC
RECORDS
MEDIA INFO



CURRENT LADY VOLS IN THE NCAA TOURNAMENT

■ RAE BURRELL'S CAREER NCAA TOURNAMENT STATS

Opponent	GP	GS	Min	FG	FGA	Pct	3FG	FGA	Pct	FT	FTA	Pct	Off	Def	Tot	Avg	PF-FO	A	TO	Blk	Stl	Pts	Avg
UCLA	1	0	2	0	0	.000	0	0	.000	0	0	.000	0	0	0	0.0	0-0	0	0	0	0	0	0.0
2019	1	0	2	0	0	.000	0	0	.000	0	0	.000	0	0	0	0.0	0-0	0	0	0	0	0	0.0
Middle Tenn.	1	1	31	8	13	.615	0	2	.000	6	8	.750	1	6	7	4.5	3-0	1	5	2	2	22	22.0
Michigan	1	1	33	4	8	.500	1	3	.333	2	2	1.000	2	3	5	6.0	2-0	0	6	0	1	11	16.5
2021	2	2	64	12	21	.571	1	5	.200	8	10	.800	3	9	12	6.0	5-0	1	11	2	3	33	16.5
Career	3	2	66	12	21	.571	1	5	.200	8	10	.800	3	9	12	4.0	5-0	1	11	2	3	33	11.0

■ TESS DARBY'S CAREER NCAA TOURNAMENT STATS

Opponent	GP	GS	Min	FG	FGA	Pct	3FG	FGA	Pct	FT	FTA	Pct	Off	Def	Tot	Avg	PF-FO	A	TO	Blk	Stl	Pts	Avg
Middle Tenn.	1	0	13	1	2	.500	1	2	.500	0	0	.000	1	1	2	2.0	2-0	0	2	0	0	3	3.0
Michigan	1	0	5	0	1	.000	0	1	.000	0	0	.000	1	0	1	1.5	1-0	1	0	0	1	0	1.5
2021	2	0	18	1	3	.333	1	3	.333	0	0	.000	2	1	3	1.5	3-0	1	2	0	1	3	1.5
Career	2	0	18	1	3	.333	1	3	.333	0	0	.000	2	1	3	1.5	3-0	1	2	0	1	3	1.5

■ ALEXUS DYE'S CAREER NCAA TOURNAMENT STATS (AT TROY)

Opponent	GP	GS	Min	FG	FGA	Pct	3FG	FGA	Pct	FT	FTA	Pct	Off	Def	Tot	Avg	PF-FO	A	TO	Blk	Stl	Pts	Avg
Texas A&M	1	1	27	12	22	.545	0	0	.000	2	2	1.000	3	8	11	11.0	5-1	0	4	1	3	26	26.0
2021	1	1	27	12	22	.545	0	0	.000	2	2	1.000	3	8	11	11.0	5-1	0	4	1	3	26	26.0
Career	1	1	27	12	22	.545	0	0	.000	2	2	1.000	3	8	11	11.0	5-1	0	4	1	3	26	26.0

■ KEYEN GREEN'S CAREER NCAA TOURNAMENT STATS (AT LIBERTY)

Opponent	GP	GS	Min	FG	FGA	Pct	3FG	FGA	Pct	FT	FTA	Pct	Off	Def	Tot	Avg	PF-FO	A	TO	Blk	Stl	Pts	Avg
Tennessee	1	1	19	4	4	1.000	0	0	.000	2	3	.667	0	2	2	2.0	4-0	0	0	0	1	10	10.0
2018	1	1	19	4	4	1.000	0	0	.000	2	3	.667	0	2	2	2.0	4-0	0	0	0	1	10	10.0
Career	1	1	19	4	4	1.000	0	0	.000	2	3	.667	0	2	2	2.0	4-0	0	0	0	1	10	10.0

■ JORDAN HORSTON'S CAREER NCAA TOURNAMENT STATS

Opponent	GP	GS	Min	FG	FGA	Pct	3FG	FGA	Pct	FT	FTA	Pct	Off	Def	Tot	Avg	PF-FO	A	TO	Blk	Stl	Pts	Avg
Middle Tenn.	1	0	27	2	6	.333	0	2	.000	2	2	1.000	0	6	6	6.0	2-0	6	5	2	3	6	6.0
Michigan	1	0	26	4	12	.333	0	3	.000	2	2	1.000	2	1	3	4.5	3-0	1	1	2	1	10	8.0
2021	2	0	53	6	18	.333	0	5	.000	4	4	1.000	2	7	9	4.5	5-0	7	6	4	4	16	8.0
Career	2	0	53	6	18	.333	0	5	.000	4	4	1.000	2	7	9	4.5	5-0	7	6	4	4	16	8.0

■ TAMARI KEY'S CAREER NCAA TOURNAMENT STATS

Opponent	GP	GS	Min	FG	FGA	Pct	3FG	FGA	Pct	FT	FTA	Pct	Off	Def	Tot	Avg	PF-FO	A	TO	Blk	Stl	Pts	Avg
Middle Tenn.	1	1	24	4	9	.444	0	0	.000	5	6	.833	1	1	2	2.0	2-0	0	1	3	0	13	13.0
Michigan	1	1	28	2	6	.333	0	0	.000	3	4	.750	5	4	9	5.5	1-0	0	2	4	0	7	10.0
2021	2	2	52	6	15	.400	0	0	.000	8	10	.800	6	5	11	5.5	3-0	0	3	7	0	20	10.0
Career	2	2	52	6	15	.400	0	0	.000	8	10	.800	6	5	11	5.5	3-0	0	3	7	0	20	10.0

■ JESSIE RENNIE'S CAREER NCAA TOURNAMENT STATS

Opponent	GP	GS	Min	FG	FGA	Pct	3FG	FGA	Pct	FT	FTA	Pct	Off	Def	Tot	Avg	PF-FO	A	TO	Blk	Stl	Pts	Avg
Middle Tenn.	1	0	2	0	1	.000	0	0	.000	0	0	.000	1	0	1	1.0	0-0	0	0	0	0	0	0.0
2021	1	0	2	0	1	.000	0	0	.000	0	0	.000	0	0	0	0.0	0-0	0	0	0	0	0	0.0
Career	1	0	2	0	1	.000	0	0	.000	0	0	.000	1	0	1	1.0	0-0	0	0	0	0	0	0.0

■ EMILY SAUNDERS' CAREER NCAA TOURNAMENT STATS

Opponent	GP	GS	Min	FG	FGA	Pct	3FG	FGA	Pct	FT	FTA	Pct	Off	Def	Tot	Avg	PF-FO	A	TO	Blk	Stl	Pts	Avg
Middle Tenn.	1	0	2	0	0	.000	0	0	.000	0	0	.000	0	0	0	0.0	0-0	0	0	0	0	0	0.0
2021	1	0	2	0	0	.000	0	0	.000	0	0	.000	0	0	0	0.0	0-0	0	0	0	0	0	0.0
Career	1	0	2	0	0	.000	0	0	.000	0	0	.000	0	0	0	0.0	0-0	0	0	0	0	0	0.0

■ JORDAN WALKER'S CAREER NCAA TOURNAMENT STATS

Opponent	GP	GS	Min	FG	FGA	Pct	3FG	FGA	Pct	FT	FTA	Pct	Off	Def	Tot	Avg	PF-FO	A	TO	Blk	Stl	Pts	Avg
Middle Tenn.	1	1	30	4	9	.444	0	2	.000	1	2	.500	7	7	14	14.0	2-0	5	3	0	1	9	9.0
Michigan	1	1	38	2	9	.222	1	4	.250	0	0	.000	0	7	7	10.5	4-0	2	3	0	1	5	7.0
2021	2	2	68	6	18	.333	1	6	.167	1	2	.500	7	14	21	10.5	6-0	7	6	0	2	14	7.0
Career	2	2	68	6	18	.333	1	6	.167	1	2	.500	7	14	21	10.5	6-0	7	6	0	2	14	7.0

LADY VOLS IN THE NCAA TOURNAMENT

TOP FIVE COACHES BY NCAA FINAL FOUR APPEARANCES

RK. COACH	SCHOOL	APP	W-L	AT FINAL FOUR
1. Geno Auriemma	Connecticut	21	22-10	11 titles (1995, '00, '02, '03, '04, '09, '10, '13, '14, '15, '16)
2. Pat Summitt	Tennessee	18	21-10	Eight titles (1987, '89, '91, '96, '97, '98, '07, '08)
3. Tara VanDerveer	Stanford	14	8-11	Three titles (1990, '92, 2021)
4. Muffet McGraw	Notre Dame	9	13-7	Two titles (2005, 2018)
5. Leon Barmore	Louisiana Tech	9	6-8	One title (1988)

NCAA STATS /// MISCELLANEOUS NCAA ACCOMPLISHMENTS

■ Tennessee has played in the most NCAA tourney games (157).

■ UT has the most NCAA Tournament wins (126) and is second in tourney winning percentage (.803).

■ The Lady Vols are the only team to appear in all 39 NCAA Tournaments.

■ Tennessee's 18 Final Four appearances are second to only Connecticut.

■ A total of 95 Lady Vol team members have participated/played in the Final Four.

■ Six Lady Vols have been the tournament's leading scorer on eight occasions -- Mary Ostrowski (1984), Bridgette Gordon (1987, 1989), Dana Johnson (1995), Chamique Holdscaw (1997, 1998), Tamika Catchings (2000) and Candace Parker (2007).

■ UT's Chamique Holdscaw is the NCAA's all-time leading tournament scorer (1996-99) with 479 points. She played in 22 tournament games and averaged 21.8 ppg.

■ Seven Lady Vols have been the tournament's leading rebounder -- Mary Ostrowski (1984), Sheila Frost (1987), Daedra Charles (1991), Chamique Holdscaw (1998), Tamika Catchings (2000), Gwen Jackson (2003) and Candace Parker (2007).

■ Tennessee has twice come from 17 points down to win NCAA Tournament games, doing so most recently on March 28, 2015, vs. Gonzaga in Spokane, Wash. The Lady Vols trailed the Bulldogs, 57-40, with 6:34 to play before rallying to force overtime and prevail, 73-69, after an extra five minutes of play.

■ Prior to that epic comeback vs. Gonzaga, Tennessee trailed Virginia by 17 in Charlottesville, 31-14, with 17:06 remaining before rallying to take a 52-46 victory over the Cavaliers in the Elite Eight on March 25, 1996.



Rae Burrell fired in 22 points in Tennessee's 2021 NCAA opener vs. Middle Tennessee in Austin, Texas, and then added 11 points two days later against Michigan in San Antonio to average 16.5 for the tournament and bring her career average to 11.0 ppg. in three contests.

GENERAL

STAFF

PLAYERS

REVIEW

HISTORY

FACILITIES

NCAA

SEC

RECORDS

MEDIA INFO



LADY VOL NCAA TOURNAMENT RECORDS

INDIVIDUAL RECORDS

MOST FG: 15, Chamique Holdsclaw, Boston College, 3-15-99, Second Round, UT 89-62
MOST FGA: 27, Candace Parker, LSU, 4-6-08, Semifinal, UT 47-46; Chamique Holdsclaw, W.Kentucky, 3-16-98, Second Round, UT 82-62
FG% (min. 10 att): .827 (14-17), Dana Johnson, Fla. A&M, 3-16-95, First Round, UT 96-59
MOST 3pt FG: 5, Shanna Zolman, Rutgers, 3-26-06, CRS, UT 76-69 and Army, 3-19-06, First Round, UT 102-54 and Western Carolina, 3-20-05, First Round, UT 94-43
MOST 3pt FGA: 13, Shanna Zolman, George Washington, 3-21-06, Second Round, UT 66-53
3pt FG%: .800 (4-5), Kellie Jolly, La. Tech, 3-29-98, Championship, UT 93-75; Shanna Zolman, DePaul, 3-22-04, Second Round, UT 79-59; Angie Bjorklund, Stetson, 3-19-11, UT 99-34
MOST FT: 17, Bridgette Gordon, Long Beach St., 3-25-89, ERC, UT 94-80
MOST FTA: 20, Bridgette Gordon, Long Beach St., 3-25-89, ERC, UT 94-80
FT%: 1.000 (8-8), Cierra Burdick, Gonzaga, 3-28-15, SRS, UT 79-69 OT; Kristen "Ace" Clement, St. Mary's, 3-18-01, Second Round, UT 92-75
MOST REBOUNDS: 22, Daedra Charles, SW Missouri, 3-16-91, Second Round, UT 55-47
MOST POINTS: 39, Chamique Holdsclaw, Boston College, 3-15-99, Second Round, UT 89-62
MOST ASSISTS: 12, Dawn Marsh, Georgia, 3-20-86, MERC, UT 85-82
MOST BLOCKS: 7, Michelle Snow, Rutgers, 3-31-00, Semifinal, UT 64-54
MOST STEALS: 8, Alexis Hornbuckle, Purdue 3-25-08, Second Round, UT 78-52

TEAM RECORDS

MOST FG: 44, Appalachian St., 3-13-99, First Round, UT 113-54
MOST FGA: 84, Radford, 3-16-96, First Round, UT 97-56
BEST FG%: .617 (37-60), Liberty, 3-16-18, First Round, UT 100-60
MOST 3pt FG: 12, Oral Roberts, 3-23-08, First Round, UT 94-55

MOST 3pt FGA: 29, Oral Roberts, 3-23-08, First Round, UT 94-55
BEST 3pt FG%: .800 (4-5), Florida A&M, 3-16-95, First Round, UT 95-69
MOST FT: 38, Long Beach St., 3-25-89, ERC, UT 94-80
MOST FTA: 48, Long Beach St., 3-25-89, ERC, UT 94-80
BEST FT%: 1.000 (9-9), USC, 4-1-84, Championship, USC 72-61
MOST REBOUNDS: 64, South Carolina St., 3-19-83, First Round, UT 86-51
MOST FOULS: 30, Mississippi, 3-22-85, MERS, Mississippi, 63-60
MOST POINTS: 113, Appalachian St., 3-13-99, First Round, UT 113-54
MOST ASSISTS: 31, Florida A&M, 3-16-95, First Round, UT 96-59
MOST TURNOVERS: 29, Grambling St., 3-17-97, First Round, UT 91-54
MOST BLOCKS: 12, Colgate, 3-20-04, First Round, UT 77-54
MOST STEALS: 23, Radford, 3-16-96, First Round, UT 97-56
FEWEST FG: 13, Rutgers, 3-29-05, PRC, UT 59-49
FEWEST FGA: 41, Texas A&M, 4-1-08, OKCC, UT 53-45
LOWEST FG%: .270 (17-63), North Carolina, Semifinal, 4-1-07 UT 56-50
FEWEST 3pt FG: 0, against 14 opponents
FEWEST 3pt FGA: 0, against four opponents
LOWEST 3pt FG%: .000, against 14 opponents
FEWEST FT: 0, Maryland, 3-30-15, SRC, UM 58-48
FEWEST FTA: 1, Maryland, 3-30-15, SRC, UM 58-48
LOWEST FT%: 0-0 (0-1), Maryland, 3-30-15, SRC, UM 58-48
FEWEST REBOUNDS: 29, Rutgers, 3-26-06, CRS, UT 76-69; Old Dominion, 3-30-97, Championship, UT 68-59; Creighton, 3-25-13, Second Round, UT 68-52
FEWEST FOULS: 5, Villanova, 3-31-03, MERC, UT 73-49
FEWEST POINTS: 46, La. Tech, 3-26-82, Semifinal, La. Tech 69-46
FEWEST ASSISTS: 4, LSU, 4-4-04, Semifinals, UT 52-50
FEWEST TURNOVERS: 5, Villanova, 3-31-03, MERC, UT 73-49
FEWEST BLOCKS: 0, against 17 opponents
FEWEST STEALS: 2, Stanford, 3-30-91, Semifinal, UT 68-60

LADY VOL OPPONENT NCAA TOURNAMENT RECORDS

INDIVIDUAL RECORDS

MOST FG: 14, Alyssa Thomas, Maryland, 3-30-14, LR, UM 73-62; Nicole Powell, Stanford, 3-30-04, MWRC, UT 62-60; Tanya Hansen, Rutgers, 3-21-92, Second Round, UT 97-56
MOST FGA: 30, Cheryl Taylor, Tennessee Tech, 3-15-87, Second Round, UT 95-59
FG% (min. 10 att): .750 (9-12), Brooke Pahukoa, Boise State, 3-21-15, First Round, UT 72-61
MOST 3pt FG: 6, Brianna Butler, Syracuse, 3-27-16, SFRF, SYR 89-67; Sharon Wilkerson, Liberty, 3-14-98, Second Round, UT 102-58
MOST 3pt FGA: 18, Erin Thorn, Brigham Young, 3-23-02, MWRS, UT 68-57
3pt FG%: 1.000 (5-5), Mariya Moore, Louisville, 3-20-17, Second Round, Louisville 75-64
MOST FT: 12, Pam Kelly, Louisiana Tech, 3-26-82, Semifinal, La. Tech 69-46
MOST FTA: 14, Pam Kelly, Louisiana Tech, 3-26-82, Semifinal, La. Tech 69-46
FT%: 1.000 (11-11), Leigha Brown, Michigan, 3-23-21, Second Round, UM 70-55
MOST REBOUNDS: 20, Sylvia Fowles, LSU, 4-6-08, Semifinal, UT 47-46
MOST POINTS: 37, Teresa Edwards, Georgia, 3-20-86, MERS, UT 85-82
MOST ASSISTS: 11, Corrie Mizusawa, St. Mary's, 3-18-01, Second Round, UT 92-75
MOST BLOCKS: 10, Brittney Griner, Baylor, 3-27-10, MRS, BU 77-62
MOST STEALS: 8, Ticha Penicheiro, Old Dominion, 3-30-97, Championship, UT 68-59

TEAM RECORDS

MOST FG: 35, Long Beach State, 3-25-89, ERC, UT 94-80
MOST FGA: 82, Cheyney State, 3-30-84, Semifinal, UT 82-73
BEST FG%: .536, Louisiana Tech, 3-24-94, MERS, Louisiana Tech 71-68
MOST 3pt FG: 14, Syracuse, 3-27-16, SFRF, Syracuse 89-67

MOST 3pt FGA: 33, Middle Tenn., 3-21-21, Second Round, UT 87-62
BEST 3pt FG%: .533 (8-15), Baylor, 3-26-12, DMRC, Baylor 77-58
MOST FT: 28, Iowa, 3-27-93, MERC, Iowa 72-56
MOST FTA: 34, Iowa, 3-27-93, MERC, Iowa 72-56
BEST FT%: 1.000 (7-7), Penn State, 3-29-03, MWRS, UT 86-58
MOST REBOUNDS: 50, Oklahoma, 3-31-13, OKCRS, UT 74-59
MOST FOULS: 33, Long Beach State, 3-25-89, ERC, UT 94-80
MOST POINTS: 90, Southern California, 3-21-82, MERC, UT 91-90
MOST ASSISTS: 22, North Carolina, 3-28-06, CRC, North Carolina 75-63
MOST TURNOVERS: 33, Appalachian State, 3-13-99, First Round, UT 113-54
MOST BLOCKS: 13, Baylor, 3-27-10, MRS, BU 77-62
MOST STEALS: 19, Virginia, 3-16-85, First Round, UT 65-55
FEWEST FG: 12, Drake, 3-18-07, First Round, UT 76-37; Stetson, 3-19-11, First Round, UT 99-34
FEWEST FGA: 45, Vanderbilt, 3-25-02, MWRC, UT 68-63
LOWEST FG%: .182 (2-66), Stetson, 3-19-11, First Round, UT 99-34
FEWEST 3pt FG: 0, (6 times)
FEWEST 3pt FGA: 0, Wake Forest, 3-19-88, Second Round, UT 94-66
LOWEST 3pt FG%: .000 (6 times)
FEWEST FT: 0, Villanova, 3-31-03, MERC, UT 73-49
FEWEST FTA: 1, Villanova, 3-31-03, MERC, UT 73-49
LOWEST FT%: .000 (0-1), Villanova, 3-31-03, MERC, UT 73-49
FEWEST REBOUNDS: 17, Villanova, 3-31-03, MERC, UT 73-49
FEWEST FOULS: 10, Michigan, 3-23-21, Second Round, UM 70-55; Maryland, 3-30-15, SRC, UM 58-48; Connecticut, 4-6-04, Championship, UConn 70-61
FEWEST POINTS: 34, Stetson, 3-19-11, First Round, UT 99-34
FEWEST ASSISTS: 2, Middle Tennessee State, 3-17-84, First Round, UT 70-52
FEWEST TURNOVERS: 7, Villanova, 3-31-03, MERC, UT 73-49
FEWEST BLOCKS: 0, (13 opponents)
FEWEST STEALS: 2, Baylor, 3-27-10, MRS, BU 77-62 ; 2, Drake, 3-18-07, First Round, UT 76-37; Boston College, 3-15-99, Second Round, UT 89-62

1987 National Champions



Tennessee may have failed in its first bid at the NCAA national championship in 1984, but the second time was the charm for the Lady Vols. Tennessee thumped Louisiana Tech, which was vying for its second title, 67-44.

"Well, the monkey's off my back," head coach Pat Summitt said. "I do not think I could go without recognizing that it was a tremendous team effort...has been for the last three weeks. This team has played as hard and as smart as I could ask any team to play."

The Lady Vols built a 33-24 halftime edge and never looked back. Seven minutes into the second half, Tennessee had increased its lead to 14, 47-33, and the rest was history as Tennessee took its first NCAA title.

Tennessee attempted 19 more field goals and grabbed 11 more rebounds than the Lady Techsters. A championship-game record crowd of 9,823 watched Tonya Edwards net 13 points and grab seven rebounds en route to most outstanding player honors. Two additional Lady Vols contributed 13 points - Bridgette Gordon and Sheila Frost. Gordon joined Edwards on the All-Championship team, as she also led the Tennessee carom parade, pulling down a game-high 12 rebounds.

1989 National Champions



It was a battle of Southeastern Conference powerhouses - Tennessee versus Auburn for all the marbles.

The Lady Vols looked to regain the national title they earned in 1987. Although they were up against a Lady Tiger team that had made its second straight national championship final, Tennessee took home its second NCAA championship in three years with a 76-60 win.

Playing in her triumphant final game, All-America forward Bridgette Gordon treated the 9,758 spectators to a spectacular 27-point performance, tying a championship-game record. She also collected 11 boards on the way to most outstanding player honors.

Gordon's seven first-half baskets helped the Lady Vols to a 35-27 halftime lead. Auburn was able to stay close, cutting the score to 50-47. But after a timeout, the Lady Vols went on a 13-4 run to put the game out of reach. The keys to the victory were the battle of the boards, where Tennessee outboarded Auburn 45-30, and the free throw line, where Tennessee shot 20-26, while Auburn was 8-12.

Sheila Frost joined Gordon on the All-Championship team. Playing in her final game at Tennessee, Frost had six points and 12 boards. Also coming up big for the Lady Vols in the final was Dena Head, with 19 points.

1987 TITLE GAME STATISTICS

March 29, 1987 • Austin, Texas • Frank Erwin Center

Tennessee	FG-FGA	FT-FTA	REB	PF	TP	A	TO	BLK	S	MIN
SPINKS*	1-3	0-0	1	2	2	0	0	0	0	10
SEXTON*	4-8	0-0	2	3	8	4	3	0	1	24
GORDON*	5-19	3-4	12	3	13	2	1	0	3	34
EDWARDS*	4-13	5-8	7	4	13	4	3	0	1	32
HORTON*	4-8	1-2	5	3	9	0	1	0	1	38
MARSH	1-2	4-4	3	1	6	1	2	0	2	19
FROST	6-10	1-5	8	2	13	1	0	0	0	29
McGHEE	0-0	0-0	0	0	0	0	0	0	0	1
TUGGLE	0-0	0-0	0	0	0	0	0	0	0	1
WEBB	1-3	1-1	2	1	3	0	0	0	0	3
MCCRAY	0-0	0-0	0	2	0	0	2	0	0	7
LITTLEJOHN	0-1	0-0	1	0	0	0	0	0	0	2
TEAM			6							
Totals	26-67	15-24	47	21	67	12	12	0	9	200
TOTAL FG%	1st Half: 0-0 0.0%	2nd Half: 26-67 38.8%	Game: 38.8%	DEADBALL						
3-Pt. FG%	1st Half: 0-0 0.0%	2nd Half: 0-0 0.0%	Game: 0.0%	REB						
F Throw %	1st Half: 0-0 0.0%	2nd Half: 15-24 62.5%	Game: 62.5%	4						

Louisiana Tech	FG-FGA	FT-FTA	REB	PF	TP	A	TO	BLK	S	MIN
WEATHERSPOON*	4-11	3-3	3	5	11	3	6	0	2	39
HARRISON*	3-11	2-5	8	5	8	1	4	4	0	33
LAWSON*	1-4	0-0	1	2	2	0	1	0	0	17
DAVIS*	0-0	1-3	6	1	1	0	1	1	0	39
LEWIS*	4-11	4-6	7	3	12	1	3	0	2	40
CHAMBLESS	0-0	0-0	0	0	0	0	1	0	0	1
MCDONALD	1-1	0-0	0	0	2	0	0	0	0	1
STALL	3-7	2-3	7	4	8	1	3	0	1	23
WESTBROOKS	0-3	0-2	3	0	0	0	1	0	0	7
TEAM			1							
Totals	16-48	12-22	36	20	44	6	20	5	5	200
TOTAL FG%	1st Half: 0-0 0.0%	2nd Half: 16-48 33.3%	Game: 33.3%	DEADBALL						
3-Pt. FG%	1st Half: 0-0 0.0%	2nd Half: 0-0 0.0%	Game: 0.0%	REB						
F Throw %	1st Half: 0-0 0.0%	2nd Half: 12-22 54.5%	Game: 54.5%	5						

Attendance: 15,615; Halftime: Tennessee 33, Louisiana Tech 24; Officials: June Courteau, Patty Broderick; Semifinals: Tennessee 74, Long Beach State 64; Louisiana Tech 79, Texas 75.

1989 TITLE GAME STATISTICS

April 2, 1989 • Tacoma, Wash. • Tacoma Dome

Auburn	FG-FGA	3FG-FGA	FT-FTA	REB	PF	TP	A	TO	BLK	S	MIN
THOMPSON*	0-0	0-0	0-0	1	2	0	1	0	0	0	6
TREMITIERE*	1-1	0-0	0-0	1	2	2	0	1	0	0	4
CIAMPI*	0-0	0-0	0-0	0	0	0	0	0	0	0	1
JONES*	5-10	0-1	2-2	4	3	12	2	2	0	2	39
STEVENS*	0-1	0-1	1-2	0	2	1	0	1	0	0	6
SCRUGGS	2-9	0-1	2-3	0	4	6	0	1	0	0	30
BOLTON	5-11	0-1	0-0	6	4	10	9	7	0	2	36
McGILBERRY	0-2	0-0	0-1	4	2	0	0	3	0	1	18
MAGO	0-0	0-0	0-0	0	0	0	0	0	0	0	6
GODBY	5-11	0-0	3-4	3	4	13	0	1	0	1	20
ORR	8-15	0-0	0-0	11	1	16	0	2	4	1	34
TEAM											
Totals	26-60	0-4	8-12	30	24	60	12	18	4	6	200
TOTAL FG%	1st Half: 0-0 0.0%	2nd Half: 26-60 43.3%	Game: 43.3%	DEADBALL							
3-Pt. FG%	1st Half: 0-0 0.0%	2nd Half: 0-4 0.0%	Game: 0.0%	REB							
F Throw %	1st Half: 0-0 0.0%	2nd Half: 8-12 66.7%	Game: 66.7%	1,2							

Tennessee	FG-FGA	3FG-FGA	FT-FTA	REB	PF	TP	A	TO	BLK	S	MIN
HEAD*	6-12	0-0	7-9	3	4	19	2	3	0	0	37
FROST*	2-8	0-0	2-3	12	4	6	1	0	5	3	36
McGHEE*	1-3	0-0	1-2	4	0	3	1	2	0	2	22
GORDON*	11-21	0-0	5-6	11	3	27	1	1	0	1	35
MCCRAY*	2-10	0-0	2-2	6	1	6	10	3	0	0	36
CLARK	0-1	0-0	0-0	0	0	0	0	1	2	0	4
CHARLES	5-7	0-0	3-4	7	2	13	0	3	2	2	21
CASTEEL	0-0	0-0	0-0	0	0	0	0	0	0	0	1
SCOTT	1-4	0-0	0-0	1	0	2	0	1	0	0	7
HAWHEE	0-0	0-0	0-0	0	0	0	0	0	0	0	1
TEAM				1							
Totals	28-66	0-0	20-26	45	14	76	16	15	7	8	200
TOTAL FG%	1st Half: 0-0 0.0%	2nd Half: 28-66 42.4%	Game: 42.4%	DEADBALL							
3-Pt. FG%	1st Half: 0-0 0.0%	2nd Half: 0-0 0.0%	Game: 0.0%	REB							
F Throw %	1st Half: 0-0 0.0%	2nd Half: 20-26 76.9%	Game: 76.9%	2,2							

Attendance: 9,758; Halftime: Tennessee 35, Auburn 27; Officials: June Courteau, Patty Broderick; Semifinals: Auburn 76, Louisiana Tech 71; Tennessee 77, Maryland 65.

GENERAL

STAFF

PLAYERS

REVIEW

HISTORY

FACILITIES

NCAA

SEC

RECORDS

MEDIA INFO



1991 National Champions



Vindication was finally Tennessee's in the 1991 NCAA women's final, as the Lady Vols downed a talented Virginia Cavalier club, 70-67, in the first NCAA Final Four overtime title game. Virginia had eliminated Tennessee before it could reach the 1990 Women's Final Four - which just happened to be held in Knoxville. But the Lady Vols took New Orleans and their third NCAA title in five years.

The first half was tight, with Tennessee holding a paper-thin 27-26 advantage at the intermission. But the Lady Vols opened up a small lead in the second half. Small lead; small comfort.

Virginia's Dawn Staley, who was named the most outstanding player, led the Virginia comeback to tie the game at 60 at the end of regulation. But the overtime belonged to Tennessee and Dena Head, who scored a championship record 28 points in the final.

Wade Trophy winner Daedra Charles added 19 points and 12 boards for Tennessee and joined Head on the All-Championship Team. Tennessee's effort was also aided by the play of Lisa Harrison, who poured in eight points and 13 boards.

With the victory, the Lady Volunteers kept their streak of odd-year championships going. Tennessee also won national titles in 1987 and 1989.

1996 National Champions



It seemed only fitting that the Lady Vols would win another NCAA crown in the "Queen City" of Charlotte, N.C. And it was equally fitting that the Lady Vols' fourth NCAA title would come over a fierce SEC rival in the Georgia Lady Bulldogs, 83-65.

After the emotionally draining overtime win versus Connecticut, the skeptics wondered if UT would have enough emotional energy left for the title game. They did...and then some. Although Georgia held a modest three point lead early in the game and led by two with 14:11 to go in the first half, it would be their only lead in the title contest. UT senior Latina Davis put the handcuffs on Player of the Year Saudia Roundtree in the first half as the Lady Vols grabbed an early nine point lead, 28-19 with 7:36 to go in the first half. Georgia recovered to trail by just five at the half, 42-37.

In the first three minutes of the second half, UT took off and never looked back. Abby Conklin's tray (her first of four) with 14:55 left gave UT a 16-point lead, 57-41. Davis upped the ante to a 21 point lead with 2:25 showing, 81-60. The celebrating started early as the Final Four MVP, Michelle Marciniak, and All-Tournament Team members Chamique Holdsclaw and Tiffany Johnson left the game to wildly cheering fans. Davis, who held Roundtree to 17 points below her average, was UT's quiet heroine.

On the night, Holdsclaw and Johnson tallied 16 points to lead UT, while Conklin added 14 points, Pashen Thompson a dozen, and Marciniak 10 in the final game of her career.

1991 TITLE GAME STATISTICS

March 31, 1991 • New Orleans, La. • Lakefront Arena

Virginia	FG-FGA	3FG-FGA	FT-FTA	REB	PF	TP	A	TO	BLK	S	MIN
WAGENER*	1-1	0-0	0-1	6	3	2	0	1	0	0	27
CARDOZA*	4-11	1-2	2-2	1	5	11	1	1	0	2	43
STALEY*	11-26	3-5	3-4	11	5	28	6	8	0	3	41
BURGE*	5-11	0-0	0-3	11	4	10	0	3	1	1	31
REISS*	3-12	0-1	1-4	1	2	7	4	3	0	0	40
EVANS	0-0	0-0	0-0	0	1	0	0	1	0	0	10
WARD	0-0	0-0	1-2	1	0	1	0	0	0	0	7
BURGE	4-5	0-0	0-1	6	5	8	0	3	1	2	15
SMITH	0-0	0-0	0-2	5	2	0	0	1	0	1	11
TEAM				3							
Totals	28-66	4-8	7-19	45	27	67	11	20	3	9	225
TOTAL FG%	1st Half: 0-0 0.0%	2nd Half: 0-0 0.0%	Game: 42.4%	D-BALL							
3-PT. FG%	1st Half: 0-0 0.0%	2nd Half: 0-0 0.0%	Game: 50.0%	REB							
F Throw %	1st Half: 0-0 0.0%	2nd Half: 0-0 0.0%	Game: 36.8%	4							
Tennessee	FG-FGA	3FG-FGA	FT-FTA	REB	PF	TP	A	TO	BLK	S	MIN
ADAMS*	0-7	0-3	2-4	2	3	2	1	2	0	0	37
HEAD*	9-17	0-0	10-14	9	3	28	3	9	0	3	41
HARRISON*	3-10	0-0	2-3	13	3	8	0	2	1	1	36
CHARLES*	7-13	0-0	5-7	12	5	19	0	3	3	2	40
CASTEEL*	1-7	0-0	2-3	5	2	4	1	2	0	0	29
CLARK	0-1	0-0	0-0	0	0	0	0	1	0	0	3
EVANS	3-5	0-0	1-3	2	5	7	0	3	1	0	20
CALDWELL	1-1	0-0	0-1	3	2	2	3	2	0	1	19
TEAM				3							
Totals	24-61	0-3	22-35	49	23	70	8	23	5	7	225
TOTAL FG%	1st Half: 0-0 0.0%	2nd Half: 0-0 0.0%	Game: 39.3%	D-BALL							
3-PT. FG%	1st Half: 0-0 0.0%	2nd Half: 0-0 0.0%	Game: 0.0%	REB							
F Throw %	1st Half: 0-0 0.0%	2nd Half: 0-0 0.0%	Game: 62.9%	2							

Attendance: 7,865; Halftime: Tennessee 27, Virginia 26; Officials: Patty Broderick, Lou Pitt; Semifinals: Virginia 61, Connecticut 55; Tennessee 69, Stanford 60.

1996 TITLE GAME STATISTICS

March 31, 1996 • Charlotte, N.C.

Georgia	FG-FGA	3FG-FGA	FT-FTA	OF	DE	TP	A	TO	BLK	S	MIN
FRETT*	10-18	1-1	4-4	6	10	16	1	25	0	2	37
ROUNDTREE*	3-14	1-7	1-2	0	5	5	1	8	6	0	37
POWELL*	0-1	0-1	0-0	0	0	1	0	1	0	1	12
HOLLAND*	4-12	2-8	1-1	1	0	4	11	5	2	0	33
HENDERSON*	8-15	0-0	0-1	4	3	7	4	16	0	1	36
IRWIN	1-3	1-3	0-0	0	2	2	0	3	1	1	16
ANTVORKSOVO	0-0	0-0	0-0	0	0	2	0	0	0	0	3
THOMPSON	0-0	0-0	0-0	0	1	1	0	0	1	0	0
TAYLOR	0-1	0-1	0-0	0	1	1	0	0	0	0	1
BUSH	1-4	0-2	0-0	2	0	2	4	2	0	0	16
WALKER	0-1	0-0	0-0	1	1	2	0	0	0	0	1
DECKER	0-2	0-1	0-0	1	1	2	4	0	0	0	6
WELLS	0-0	0-0	0-0	0	0	1	0	0	0	0	1
TEAM											
Totals	27-71	5-24	6-8	15	24	39	22	65	14	14	200
TOTAL FG%	1st Half: 0-0 0.0%	2nd Half: 27-71 38.0%	Game: 38.0%	DEADBALL							
3-PT. FG%	1st Half: 0-0 0.0%	2nd Half: 5-24 20.8%	Game: 20.8%	REB							
F Throw %	1st Half: 0-0 0.0%	2nd Half: 6-8 75.0%	Game: 75.0%	1							
Tennessee	FG-FGA	3FG-FGA	FT-FTA	OF	DE	TP	A	TO	BLK	S	MIN
MARCINIAK*	5-13	0-2	0-1	0	4	4	1	10	5	4	2
JOHNSON*	7-10	0-1	2-2	3	2	5	2	16	1	0	28
DAVIS*	2-10	0-1	4-8	5	2	7	2	8	8	0	4
HOLDSCLAW*	6-16	0-0	4-5	5	9	14	0	16	3	1	34
CONKLIN*	5-8	4-5	0-0	4	4	2	14	3	2	0	23
SMALLWOOD	0-0	0-0	1-2	1	0	1	0	0	0	0	1
MILLIGAN	0-1	0-0	0-0	0	0	0	0	0	0	0	1
GREENE	0-1	0-0	0-0	0	0	0	0	0	0	0	1
JOLLY	1-1	0-0	0-1	0	0	0	2	1	0	0	10
LAXTON	2-7	0-0	0-0	2	1	3	1	4	0	1	10
THOMPSON	4-6	0-0	4-6	5	6	11	3	12	2	0	21
TEAM				3	2	5					
Totals	32-73	4-9	15-25	24	30	54	13	83	21	12	8
TOTAL FG%	1st Half: 0-0 0.0%	2nd Half: 32-73 43.8%	Game: 43.8%	DEADBALL							
3-PT. FG%	1st Half: 0-0 0.0%	2nd Half: 4-9 44.4%	Game: 44.4%	REB							
F Throw %	1st Half: 0-0 0.0%	2nd Half: 15-25 60.0%	Game: 60.0%	3							

Attendance: 23,291; Halftime: Tennessee 42, Georgia 37; Officials: Sally Bell, Dee Kantner, Violet Palmer; Semifinals: Georgia 86, Stanford 76; Tennessee 88, Connecticut 83 (OT).

1997 National Champions



No team had ever won the NCAA championship coming in with more than six losses. But proving that it's wise to save your best for last, Tennessee took its fifth NCAA championship and second straight title with a 68-59 win over Old Dominion despite entering the tournament with a 23-10 record.

"Of all our runs to a championship, this one is really the most unexpected," said coach Pat Summitt. "It came from a team with tremendous heart and desire."

Tennessee took control quickly at the start of the title game, jumping out to a 20-8 lead. By halftime, the Lady Vols still had a comfortable lead, 34-22.

In the second half, Old Dominion clawed its way back, taking its first lead at 44-43 with 9:06 left in the game. The Lady Monarchs extended the lead to two, 49-47, before Chamique Holdscraw led the Lady Vols on a 12-2 run to put the game away for Tennessee.

Holdscraw was a unanimous choice as the most outstanding player, as she poured in 24 points and seven rebounds. Six of her points came during the decisive run at the end of the game. Joining Holdscraw on the All-Championship team was Kellie Jolly, who only scored five points, but set a championship record with 11 assists in the final game and a Final Four record with 20.

With the win, the Lady Vols earned their fifth national title, played in their seventh championship game and became only the second team to win consecutive championships. (Southern Cal., 1983 and 1984).

1998 National Champions



The 1998 Tennessee Lady Vols will be remembered as history-makers. A perfect 39-0 record and the most wins ever in women's collegiate basketball... an NCAA unprecedented three consecutive titles... and the systematic blowout night-after-night of the opposition.

When the team finally reached the NCAA title game against a dear old rival in Louisiana Tech, the contest started out tight with UT taking an 8-6 lead. Then "the greatest team ever to play the game," according to Louisiana Tech head coach Leon Barmore, exploded out to a 34-11 run over the next seven minutes. The points were coming in bunches to the tune of 63% field goal accuracy as these Lady Vols were on a mission.

By the halftime break, Tennessee led 55-32 and had registered an NCAA record for the most points scored in a half at the Final Four. Leading the way for UT in game 39 were the Three Meeks - MVP Chamique Holdscraw, Tamika Catchings and Semeka Randall—who collectively tallied 62 points and 25 rebounds in the Lady Vols' 93-75 victory.

Holdscraw, who scored 25 points and grabbed 10 rebounds, won the top player honors in the final game. She was joined on the All-Tournament Team by Catchings, who recorded 27 points in her first title game, and an honorary "Meek", Kellie Jolly, who added a career-high 20 points.

With the win, the Lady Vols earned their sixth national title, played in their eighth championship game and became the first team to win three consecutive NCAA titles.

1997 TITLE GAME STATISTICS

March 30, 1997 • Cincinnati, Ohio • Riverfront Coliseum

Tennessee	FG-FGA	3FG-FGA	FT-FTA	OF	DE	TO	PF	TP	A	TO	BLK	S	MIN
JOHNSON*	4-4	0-0	0-0	1	2	3	2	8	2	1	1	0	30+
ELZY*	1-3	0-0	0-1	0	3	3	2	2	1	3	0	1	22+
JOLLY*	1-5	1-3	2-2	0	0	0	2	5	11	9	0	5	35+
HOLDSCRAW*	11-20	0-0	2-3	0	7	7	2	24	3	6	1	2	39+
THOMPSON*	4-4	0-0	0-3	2	4	6	2	8	0	1	0	2	33+
BUTTS	4-7	0-0	0-0	0	2	2	0	8	0	2	0	1	8+
MILLIGAN	0-0	0-0	0-0	0	0	0	0	0	0	0	0	0	0+
GREENE	0-1	0-0	1-2	0	1	1	0	1	0	1	0	0	10+
LAXTON	0-1	0-0	0-0	0	0	0	0	0	0	0	0	0	3+
STEPHENS	0-0	0-0	0-0	0	0	1	0	0	0	0	0	0	2+
CONKLIN	4-5	2-2	2-2	0	1	2	1	2	1	3	0	1	18+
TEAM													
Totals	29-49	3-5	7-13	4	22	6	22	69	18	26	2	12	200
TOTAL FG%	1st Half: 0-0 0.0%	2nd Half: 29-49 59.2%	Game: 59.2%										DEADBALL
3-Pt. FG%	1st Half: 0-0 0.0%	2nd Half: 3-5 60.0%	Game: 60.0%										REBS
F Throw %	1st Half: 0-0 0.0%	2nd Half: 7-13 53.8%	Game: 53.8%										1

Old Dominion	FG-FGA	3FG-FGA	FT-FTA	OF	DE	TO	PF	TP	A	TO	BLK	S	MIN
ROBERTSON*	6-8	0-0	1-2	4	5	0	9	2	13	0	3	0	40+
HIMES*	0-1	0-0	0-0	0	0	0	0	0	1	1	0	1	15+
PENICHEIRO*	4-13	0-1	2-2	1	5	6	2	10	8	11	0	8	37+
ANDRADE*	2-7	0-3	0-0	0	0	0	5	4	1	3	0	1	28+
MACHANGUANA*	7-13	0-0	2-2	4	6	10	5	16	4	5	1	3	38+
ELLEN	2-4	1-2	0-0	2	1	3	0	5	0	0	0	1	15+
EBJUN	3-11	0-0	2-4	1	0	1	0	11	1	1	0	1	11+
SMALL	0-0	0-0	0-0	2	1	3	1	0	1	0	0	0	6+
DIAZ	0-5	0-2	0-0	0	0	0	1	0	0	1	0	1	10+
BRADLEY	0-0	0-0	0-0	0	0	0	0	0	0	0	0	0	0+
TEAM													
Totals	24-62	4-18	7-10	16	18	34	16	59	15	26	1	116	200
TOTAL FG%	1st Half: 0-0 0.0%	2nd Half: 24-62 38.7%	Game: 38.7%										DEADBALL
3-Pt. FG%	1st Half: 0-0 0.0%	2nd Half: 4-18 22.2%	Game: 22.2%										REBS
F Throw %	1st Half: 0-0 0.0%	2nd Half: 7-10 70.0%	Game: 70.0%										3

Attendance: 16,714; Halftime: Tennessee 34, Old Dominion 22; Officials: Dee Kantner, Violet Palmer, Yvette McKinney; Semifinals: Old Dominion 83, Stanford 82; Tennessee 80, Notre Dame 66.

1998 TITLE GAME STATISTICS

March 29, 1998 • Kansas City, Mo. • Kemper Arena

Louisiana Tech	FG-FGA	3FG-FGA	FT-FTA	OF	DE	TO	PF	TP	A	TO	BLK	S	MIN
STALLWORTH*	0-6	0-1	2-2	0	1	1	0	2	9	5	0	2	30
MAXWELL*	7-12	1-3	0-0	3	5	8	3	15	1	3	1	2	37
WILSON*	2-6	0-0	0-0	1	4	5	4	4	0	3	0	3	31
BURRAS*	9-16	0-0	1-5	5	5	10	3	19	0	2	2	2	34
JACKSON*	11-25	4-12	0-0	0	4	4	2	26	5	4	1	2	37
COCHRAN	0-0	0-0	0-0	0	0	0	0	0	0	0	0	0	1
SCHPEPPMAN	1-5	1-2	0-0	0	0	0	2	3	2	2	0	0	15
GILMORE	0-0	0-0	2-2	1	0	1	0	2	0	0	1	0	8
BOWMAN	2-3	0-0	0-1	0	0	0	2	4	0	1	2	0	7
TEAM													
Totals	32-73	6-18	5-10	14	20	34	16	75	17	20	1	11	200
TOTAL FG%	1st Half: 0-0 0.0%	2nd Half: 32-73 43.8%	Game: 43.8%										DEADBALL
3-Pt. FG%	1st Half: 0-0 0.0%	2nd Half: 6-18 33.3%	Game: 33.3%										REBS
F Throw %	1st Half: 0-0 0.0%	2nd Half: 5-10 50.0%	Game: 50.0%										2

Tennessee	FG-FGA	3FG-FGA	FT-FTA	OF	DE	TO	PF	TP	A	TO	BLK	S	MIN
JOLLY*	7-10	4-5	2-2	0	4	4	2	20	3	2	1	3	34
RANDALL*	4-9	0-0	2-4	2	6	8	2	10	2	4	0	2	34
HOLDSCRAW*	11-25	0-0	3-4	4	6	10	0	25	6	2	1	1	36
CATCHINGS*	8-16	0-4	11-13	3	4	7	3	27	2	4	0	4	34
STEPHENS*	0-2	0-0	0-0	1	1	2	0	2	0	1	0	0	8
BUTTS	1-1	0-0	0-0	1	0	1	0	2	0	0	0	0	1
ELZY	0-1	0-0	0-0	0	0	0	0	0	0	0	0	0	1
MILLIGAN	0-0	0-0	0-0	0	0	0	0	0	0	0	0	0	1
GREENE	0-0	0-0	0-0	0	0	0	0	0	0	0	0	0	1
LAXTON	0-0	0-0	0-0	0	1	1	0	0	0	1	0	0	1
CLEMENT	3-4	0-0	0-0	0	1	1	6	2	3	0	0	0	15
GETER	1-1	0-0	1-2	2	5	7	3	3	0	1	4	1	34
TEAM													
Totals	35-69	4-9	19-25	17	30	47	13	93	15	19	5	11	200
TOTAL FG%	1st Half: 0-0 0.0%	2nd Half: 35-69 50.7%	Game: 50.7%										DEADBALL
3-Pt. FG%	1st Half: 0-0 0.0%	2nd Half: 4-9 44.4%	Game: 44.4%										REBS
F Throw %	1st Half: 0-0 0.0%	2nd Half: 19-25 76.0%	Game: 76.0%										3

Attendance: 17,976; Halftime: Tennessee 55, Louisiana Tech 32; Officials: Sally Bell, Bob Trammell, Wesley Dean; Semifinals: Tennessee 86, Arkansas 58; Louisiana Tech 84, N.C. State 65.

- GENERAL
- STAFF
- PLAYERS
- REVIEW
- HISTORY
- FACILITIES
- NCAA
- SEC
- RECORDS
- MEDIA INFO

2007 National Champions



On April 3, 2007, the Tennessee Lady Vols captured an elusive seventh national title, beating Rutgers to the ball for second and third shots in a 59-46 win to reclaim their customary place above all other programs.

Parker scored 17 points to lead her squad to a 34-3 final record, but the tournament's most outstanding player got plenty of help from Shannon Bobbitt who scored 13 points — nine of them on three treys in a lightning-quick span in the second half — and Nicky Anosike had 16 rebounds for the Lady Vols, who had 24 offensive boards.

After building a 16-point lead and then holding off a late push by Rutgers, the Lady Vols could finally celebrate, dribbling out the final 30 seconds under the Rutgers basket until Tennessee's players, some in tears, danced at midcourt as orange, blue and gold confetti fell from above.

"To win anything you have to be a tight team," Summitt said. "They believed in each other and they all had one goal, to be here in Cleveland and cut down the nets. I'm real, real proud of this team."

A three-pointer by Rutgers ended a 7-0 UT run that brought the Scarlet Knights to 50-42, but Parker made six straight free throws in 37 seconds to make it 56-44 with 1:08 left. As she went down the floor, Parker looked at the bench where senior Sidney Spencer was crying, knowing all the hard work during the offseason would end the best way possible.

The 2007 NCAA tournament ended the same way it has nearly one-third of the time since it started — with Tennessee setting up ladders to cut down the nets.

2007 TITLE GAME STATISTICS

April 3, 2007 • Cleveland, Ohio • Quicken Loans Arena

Rutgers	REB											
	FG-FGA	3FG-FGA	FT-FTA	OF	DE	TOT	PF	TP	A	BLK	S	MIN
CARSON*	4-11	0-3	0-3	1	5	6	4	8	1	2	0	40
ZURICH*	2-6	0-0	0-0	0	1	1	3	4	0	0	1	23
VAUGHN*	9-15	0-0	2-3	7	3	10	2	20	2	4	1	34
PRINCE*	0-0	0-0	2-4	1	2	3	4	2	2	4	0	26
AJAVON*	3-9	2-5	0-0	0	4	4	5	8	1	5	0	1
JERNIGAN	0-0	0-0	0-0	0	0	0	0	0	0	0	0	1
ADAMS	0-0	0-0	0-0	0	0	0	0	0	0	0	0	1
McCURDY	1-3	0-0	0-0	0	1	1	3	2	0	2	0	17
RAY	0-3	0-2	0-0	1	1	2	0	0	0	0	0	15
JUNAID	1-2	0-0	0-0	1	2	3	1	2	0	0	1	6
TEAM						4						
Totals	20-49	2-10	4-10	14	20	34	22	46	6	18	3	60

TOTAL FG%	1st Half: 8-21 38.1%	2nd Half: 12-28 42.9%	Game: 40.8%	D-BALL
3-Pt. FG%	1st Half: 1-3 33.3%	2nd Half: 1-7 14.3%	Game: 20.0%	REB
F Throw %	1st Half: 1-2 50.0%	2nd Half: 3-8 37.5%	Game: 40.0%	3

Tennessee	REB											
	FG-FGA	3FG-FGA	FT-FTA	OF	DE	TOT	PF	TP	A	BLK	S	MIN
SPENCER*	4-12	1-4	2-2	2	2	4	11	2	0	0	0	36
PARKER*	5-15	0-0	7-10	2	5	7	3	17	3	2	0	39
ANOSIKE*	2-9	0-0	0-5	10	6	16	2	4	2	1	0	34
BOBBITT*	4-9	4-8	1-2	2	1	3	1	13	0	1	0	32
HORNBUCKLE*	2-8	0-3	0-0	3	4	7	2	4	1	7	0	27
REDDING	0-0	0-0	0-0	0	0	0	0	0	0	0	0	1
AUGUSTE	3-5	0-0	4-4	4	1	5	1	10	1	0	0	15
FULLER	0-0	0-0	0-0	0	0	0	0	0	0	1	0	6
TEAM						2						
Totals	20-58	5-15	14-23	24	18	42	13	59	9	12	0	7

TOTAL FG%	1st Half: 11-30 36.7%	2nd Half: 9-28 32.1%	Game: 34.5%	D-BALL
3-Pt. FG%	1st Half: 2-6 33.3%	2nd Half: 3-9 33.3%	Game: 33.3%	REB
F Throw %	1st Half: 5-9 55.6%	2nd Half: 9-14 64.3%	Game: 60.9%	3

Attendance: 20,704; Halftime: Tennessee 29, Rutgers 28; Officials: Lisa Mattingly, Tina Napier, Michael Price; Semifinals: Rutgers 59, LSU 35; Tennessee 56, North Carolina 50

2008 National Champions



On April 8, 2008, the "under-rated" Tennessee Lady Vols captured their eighth national title, defeating Stanford 64-48. Incredible defensive pressure by UT forced 25 Cardinal turnovers which the Big Orange converted into 26 points.

"They came out with a great mentality to play hard, especially on the defensive end," Pat Summitt said. "On offense, we got more people involved, but it was our defense that got it done."

Tennessee standout Candace Parker, despite playing with a dislocated shoulder, scored 17 points and grabbed nine rebounds to help the Lady Vols capture their second straight championship, but unlike earlier games in the tournament when she had to carry the Lady Vols, her supporting cast came through. Shannon Bobbitt scored 13 points and Nicky Anosike added 12 points, eight rebounds and six steals for the Lady Vols. Freshman Vicki Baugh had eight points before tearing her ACL in the second half.

Bobbitt scored all of her points in the first half as the Lady Vols jumped out to a 37-29 advantage. Trailing by one early, Tennessee used a 13-4 run to take a 17-9 lead midway through the half. Bobbitt hit two three-pointers and made a nifty layup to cap the spurt. The teams traded baskets before two free throws by Bobbitt gave the Lady Vols a 35-25 lead — their biggest of the half.

Parker didn't shoot nearly as many jumpers as usual, instead taking the ball to the basket on an array of moves. She converted one steal in the second half into a pretty layup that gave the Lady Vols a 10-point advantage. She then followed it up with a three-point play on a driving layup. The Cardinal, who had a season low for points, would get no closer than eight the rest of the way. With the game in hand and a minute left, Parker went to the Tennessee bench for the final time, holding up four fingers on each hand to signify the eight titles the Lady Vols have won.

"One is disputable, but two, you can't stumble onto two national championships, so we're pretty good," Parker said.

2008 TITLE GAME STATISTICS

April 8, 2008 • Tampa, Fla. • St. Pete Times Forum

Stanford	REB											
	FG-FGA	3FG-FGA	FT-FTA	OF	DE	TOT	PF	TP	A	BLK	S	MIN
PEDERSEN	2-7	0-2	3-4	2	8	10	4	7	0	2	0	37
APPEL	6-13	0-0	4-10	3	2	5	5	16	3	4	0	36
HONES	2-5	1-2	0-0	0	2	2	2	5	3	4	0	34
WIGGINS	6-16	2-5	0-0	1	3	4	3	14	1	6	0	39
GOLD-ONWUDE	1-2	0-0	0-0	0	3	3	2	2	0	4	0	16
PIERCE	0-0	0-0	0-0	0	0	0	0	0	0	0	0	2
DONAGHE	0-0	0-0	0-0	0	0	0	0	0	0	0	0	0+
POHLEN	0-2	0-1	0-0	0	1	1	1	0	0	1	0	11
CIMINO	0-0	0-0	0-0	0	0	0	0	0	0	0	0	0+
CLYBURN	0-1	0-1	0-0	0	0	0	0	0	0	0	0	1
HARMON	2-3	0-0	0-0	2	2	4	4	1	3	0	1	24
TEAM						3						
Totals	19-49	3-11	7-14	11	25	36	21	48	8	25	0	7

TOTAL FG%	1st Half: 12-25 48.0%	2nd Half: 7-24 29.2%	Game: 38.8%	DEADBALL
3-Pt. FG%	1st Half: 3-5 60.0%	2nd Half: 0-6 0.0%	Game: 27.3%	REB
F Throw %	1st Half: 2-4 50.0%	2nd Half: 5-10 50.0%	Game: 50.0%	2

Tennessee	REB											
	FG-FGA	3FG-FGA	FT-FTA	OF	DE	TOT	PF	TP	A	BLK	S	MIN
PARKER	5-10	0-0	7-11	1	8	9	2	17	1	4	1	37
AUGUSTE	3-7	0-0	1-2	3	4	7	4	7	2	3	0	39
ANOSIKE	6-11	0-0	0-1	3	5	8	3	12	0	2	1	29
BOBBITT	4-12	3-8	2-2	0	0	0	0	13	0	3	0	37
HORNBUCKLE	1-7	0-0	4-5	0	1	1	3	6	3	2	0	28
BJORKLUND	0-5	0-1	0-0	1	0	1	0	0	0	0	0	15
SMALLBONE	0-0	0-0	1-2	0	1	1	0	1	0	0	0	1
BAUGH	3-4	0-0	2-2	3	1	4	2	8	0	0	0	13
FULLER	0-0	0-0	0-0	0	0	0	0	0	0	0	0	1
TEAM						3						
Totals	22-56	3-9	17-25	14	24	38	14	64	6	14	2	23

TOTAL FG%	1st Half: 13-29 44.8%	2nd Half: 9-27 33.3%	Game: 39.3%	DEADBALL
3-Pt. FG%	1st Half: 3-6 50.0%	2nd Half: 0-3 0.0%	Game: 33.3%	REB
F Throw %	1st Half: 8-11 72.7%	2nd Half: 9-14 64.3%	Game: 68.0%	3

Attendance: 21,655; Halftime: Tennessee 37, Stanford 29; Officials: Dee Kantner, Eric Brewton, Denise Brooks; Semifinals: Stanford 82, Connecticut 73; Tennessee 47, LSU 46



SEC HISTORY

2021 FINAL SEC TEAM STATISTICS

STANDINGS

TEAM	SEC	PCT.	ALL	PCT.
Texas A&M*	13-1	.929	25-3	.893
South Carolina#	14-2	.875	26-5	.839
Tennessee	9-4	.692	17-8	.680
Georgia	10-5	.667	21-7	.750
Kentucky	9-5	.643	18-9	.667
Arkansas	9-6	.600	19-9	.679
Alabama	8-8	.500	17-10	.629
LSU	6-8	.429	9-13	.409
Mississippi State	5-7	.417	10-9	.526
Missouri	5-9	.357	9-13	.409
Ole Miss	4-10	.286	15-12	.556
Florida	3-11	.214	12-14	.462
Auburn	0-15	.000	5-19	.208
Vanderbilt*	0-3	.000	4-4	.500

* Reg. Season Champs, # Tourn. Champs, * Opted Out Of Season

SCORING OFFENSE

TEAM	G	RECORD	PTS	AVG/G
1. Arkansas	28	199	2305	82.3
2. South Carolina	31	265	2338	75.4
3. Texas A&M	28	253	2106	75.2
4. Alabama	27	1710	2014	74.6
5. Vanderbilt	8	44	594	74.2
6. Missouri	22	913	1609	73.1
7. Kentucky	27	189	1970	73.0
8. Mississippi State	19	109	1376	72.4
9. Florida	26	1214	1872	72.0
10. Tennessee	25	178	1797	71.9
11. Georgia	28	217	1997	71.3
12. Ole Miss	27	1512	1878	69.6
13. Auburn	24	519	1564	65.2
14. LSU	22	913	1325	60.2

SCORING DEFENSE

TEAM	G	PTS	AVG/G
1. South Carolina	31	1802	58.1
2. Georgia	28	1694	60.5
3. Tennessee	25	1563	62.5
4. Texas A&M	28	1753	62.6
5. Ole Miss	27	1694	62.7
6. LSU	22	1398	63.5
7. Kentucky	27	1794	66.4
8. Mississippi State	19	1284	67.6
9. Missouri	22	1528	69.5
10. Florida	26	1826	70.2
11. Alabama	27	1922	71.2
12. Auburn	24	1735	72.3
13. Arkansas	28	2066	73.8
14. Vanderbilt	8	626	78.2

SCORING MARGIN

TEAM	G	OFF	DEF	MARGIN
1. South Carolina	31	75.4	58.1	+17.3
2. Texas A&M	28	75.2	62.6	+12.6
3. Georgia	28	71.3	60.5	+10.8
4. Tennessee	25	71.9	62.5	+9.4
5. Arkansas	28	82.3	73.8	+8.5
6. Ole Miss	27	69.6	62.7	+6.8
7. Kentucky	27	73.0	66.4	+6.5
8. Mississippi State	19	72.4	67.6	+4.8
9. Missouri	22	73.1	69.5	+3.7
10. Alabama	27	74.6	71.2	+3.4
11. Florida	26	72.0	70.2	+1.8
12. LSU	22	60.2	63.5	-3.3
13. Vanderbilt	8	74.2	78.2	-4.0
14. Auburn	24	65.2	72.3	-7.1

FIELD GOAL PCT.

TEAM	G	FG	FGA	PCT
1. Missouri	22	610	1271	.480
2. Texas A&M	28	782	1667	.469
3. Arkansas	28	785	1763	.445
4. Mississippi State	19	532	1200	.443
5. Tennessee	25	696	1582	.440
6. Georgia	28	764	1743	.438

7. South Carolina	31	882	2014	.438
8. Alabama	27	700	1605	.436
9. Kentucky	27	738	1723	.428
10. Ole Miss	27	691	1630	.424
11. Florida	26	691	1660	.416
12. Vanderbilt	8	223	546	.408
13. LSU	22	497	1286	.386
14. Auburn	24	578	1526	.379

FIELD GOAL PCT. DEFENSE

TEAM	G	FG	FGA	PCT
1. Tennessee	25	564	1553	.363
2. South Carolina	31	708	1945	.364
3. Georgia	28	624	1651	.378
4. Ole Miss	27	588	1535	.383
5. Texas A&M	28	651	1695	.384
6. Mississippi State	19	452	1168	.387
7. Missouri	22	535	1334	.401
8. Kentucky	27	668	1598	.418
9. Florida	26	705	1670	.422
10. Vanderbilt	8	224	520	.431
11. Alabama	27	750	1735	.432
12. LSU	22	500	1153	.434
13. Arkansas	28	771	1771	.435
14. Auburn	24	638	1412	.452

FREE THROW PCT.

TEAM	G	FT	FTA	PCT
1. Alabama	27	390	517	.754
2. Georgia	28	339	457	.742
3. Arkansas	28	468	636	.736
4. Texas A&M	28	412	566	.728
5. Kentucky	27	299	411	.727
6. Auburn	24	292	403	.725
7. Tennessee	25	293	412	.711
8. Ole Miss	27	392	560	.700
9. South Carolina	31	436	639	.682
10. Missouri	22	223	327	.682
11. Florida	26	333	489	.681
12. Vanderbilt	8	94	141	.667
13. LSU	22	264	400	.660
14. Mississippi State	19	191	308	.620

3-POINT FG PCT.

TEAM	G	3FG	3FGA	PCT
1. Arkansas	28	267	686	.389
2. Missouri	22	166	435	.382
3. Texas A&M	28	130	348	.374
4. Alabama	27	224	621	.361
5. Kentucky	27	195	562	.347
6. Mississippi State	19	121	357	.339
7. South Carolina	31	138	409	.337
8. Georgia	28	130	398	.327
9. Vanderbilt	8	54	168	.321
10. Ole Miss	27	104	337	.309
11. Florida	26	157	511	.307
12. Tennessee	25	112	366	.306
13. LSU	22	67	240	.279
14. Auburn	24	116	429	.270

REBOUNDING MARGIN

TEAM	G	TEAM	OPP	MAR
1. South Carolina	31	1457	1010	+14.4
2. Tennessee	25	1140	817	+12.9
3. Georgia	28	1116	983	+4.8
4. Texas A&M	28	1082	952	+4.6
5. Ole Miss	27	1060	945	+4.3
6. Missouri	22	806	736	+3.2
7. Florida	26	1057	979	+3.0
8. Alabama	27	1019	983	+1.3
9. Mississippi State	19	745	732	+0.7
10. Kentucky	27	988	1005	-0.6
11. Auburn	24	897	921	-1.0
12. LSU	22	736	802	-3.0
13. Vanderbilt	8	315	345	-3.8
14. Arkansas	28	924	1167	-8.7

2021 FINAL SEC TEAM STATISTICS

BLOCKED SHOTS

TEAM	G	NO	AVG/G
1. South Carolina	31	218	7.0
2. Georgia	28	173	6.2
3. Tennessee	25	137	5.5
4. Mississippi State	19	81	4.3
5. Vanderbilt	8	33	4.1
6. Kentucky	27	104	3.9
7. Ole Miss	27	103	3.8
8. Texas A&M	28	102	3.6
9. LSU	22	67	3.0
10. Missouri	22	64	2.9
11. Arkansas	28	78	2.8
12. Alabama	27	65	2.4
13. Auburn	24	53	2.2
14. Florida	26	48	1.8

ASSISTS

TEAM	G	NO	AVG/G
1. Alabama	27	410	15.2
2. Georgia	28	418	14.9
3. Mississippi State	19	281	14.8
4. Missouri	22	324	14.7
5. Tennessee	25	366	14.6
6. Ole Miss	27	384	14.2

7. Kentucky	27	372	13.8
8. Texas A&M	28	379	13.5
9. South Carolina	31	400	12.9
10. Arkansas	28	339	12.1
11. Auburn	24	276	11.5
12. Vanderbilt	8	89	11.1
13. LSU	22	235	10.7
14. Florida	26	277	10.7

STEALS

TEAM	G	NO	AVG/G
1. Auburn	24	251	10.5
2. LSU	22	211	9.6
3. Kentucky	27	245	9.1
4. Ole Miss	27	240	8.9
5. Georgia	28	236	8.4
6. Vanderbilt	8	64	8.0
7. Arkansas	28	218	7.8
8. Texas A&M	28	210	7.5
9. South Carolina	31	224	7.2
10. Tennessee	25	165	6.6
11. Missouri	22	142	6.5
12. Florida	26	167	6.4
13. Mississippi State	19	114	6.0
14. Alabama	27	143	5.3

2021 FINAL SEC INDIVIDUAL STATISTICS

SCORING

PLAYER-TEAM	G	FG	3FG	FT	PTS	AVG/G
1. Chelsea Dungee-AR	27	184	58	177	603	22.3
2. Koi Love-VU	8	65	4	32	166	20.8
3. Rhyné Howard-UK	24	173	56	95	497	20.7
4. Jasmine Walker-UA	27	186	78	66	516	19.1
5. Kiara Smith-UF	26	177	30	106	490	18.8
6. Shakira Austin-UM	27	187	3	126	503	18.6
7. Unique Thompson-AU	21	144	1	81	370	17.6
8. Renna Davis-UT	24	157	20	81	415	17.3
9. Jordan Lewis-UA	25	126	47	127	426	17.0
10. Khayla Pointer-LS	22	124	29	95	372	16.9

REBOUNDS

PLAYER-TEAM	G	OFF	DEF	TOT	AVG/G
1. Unique Thompson-AU	21	114	154	268	12.8
2. Aliyah Boston-SC	31	127	230	357	11.5
3. Aijha Blackwell-MO	21	55	177	232	11.0
4. N'dea Jones-AM	28	87	200	287	10.3
5. Koi Love-VU	8	19	57	76	9.5
6. Jasmine Walker-UA	27	65	190	255	9.4
7. Shakira Austin-UM	27	60	185	245	9.1
8. Faustine Aifuwa-LS	22	75	120	195	8.9
9. Renna Davis-UT	24	59	153	212	8.8
10. Jessika Carter-MS	19	50	115	165	8.7

FIELD GOAL PCT. (min 5.0 FGM per game)

PLAYER-TEAM	G	FG	FGA	PCT
1. Ariyah Copeland-UA	27	157	257	.611
2. Ladazia Williams-MO	21	106	182	.582
3. Shakira Austin-UM	27	187	360	.519
4. Jenna Staiti-UG	28	171	334	.512
5. Jessika Carter-MS	19	114	227	.502
6. Chelsie Hall-VU	8	45	91	.495
7. Aliyah Boston-SC	31	164	338	.485
8. Unique Thompson-AU	21	144	298	.483
Destiny Slocum-AR	27	152	315	.483
10. Renna Davis-UT	24	157	327	.480

3-POINT FG PCT. (min 2.0 3FGM per game)

PLAYER-TEAM	G	3FG	3FGA	PCT
1. Amber Ramirez-AR	27	77	177	.435
2. Jasmine Walker-UA	27	78	196	.398
3. Brylee Bartram-VU	8	24	70	.343

FREE THROW PCT.

PLAYER-TEAM	G	FT	FTA	PCT
1. Renna Davis-UT	24	81	95	.853

2. Rae Burrell-UT	25	66	80	.825
3. Chelsie Hall-VU	8	28	34	.824
4. Makayla Daniels-AR	28	78	97	.804
5. Chelsea Dungee-AR	27	177	224	.790
6. Kayla Wells-AM	28	81	103	.786
7. Jordan Lewis-UA	25	127	162	.784
8. Rhyné Howard-UK	24	95	122	.779
9. Zia Cooke-SC	31	88	114	.772
10. Unique Thompson-AU	21	81	105	.771

ASSISTS

PLAYER-TEAM	G	ASSISTS	AVG/G
1. Destanni Henderson-SC	31	157	5.1
2. Mimi Reid-UM	27	123	4.6
3. Jordan Lewis-UA	25	106	4.2
Jordan Horston-UT	25	104	4.2
5. Myah Taylor-MS	19	78	4.1
Khayla Pointer-LS	22	90	4.1
7. Shug Dickson-MO	22	88	4.0
Hannah Barber-UA	27	107	4.0
9. Destiny Slocum-AR	27	106	3.9
10. Rhyné Howard-UK	24	91	3.8

STEALS

PLAYER-TEAM	G	STEALS	AVG/G
1. Chasity Patterson-UK	27	73	2.7
2. Rhyné Howard-UK	24	61	2.5
Khayla Pointer-LS	22	55	2.5
Koi Love-VU	8	20	2.5
5. Unique Thompson-AU	21	50	2.4
6. Kiara Smith-UF	26	61	2.3
7. Honest ScottGrayson-AU	24	50	2.1
8. Que Morrison-UG	28	54	1.9
9. Aaliyah Wilson-AM	28	51	1.8
10. Shakira Austin-UM	27	43	1.6

BLOCKED SHOTS

PLAYER-TEAM	G	BLOCKS	AVG/G
1. Jenna Staiti-UG	28	85	3.0
2. Tamari Key-UT	25	72	2.9
3. Aliyah Boston-SC	31	81	2.6
4. Shakira Austin-UM	27	48	1.8
5. Faustine Aifuwa-LS	22	39	1.8
6. Victoria Saxton-SC	31	45	1.5
7. Jessika Carter-MS	19	27	1.4
8. Ladazia Williams-MO	21	26	1.2
Laeticia Amihere-SC	31	37	1.2
10. Malury Bates-UG	25	27	1.1

GENERAL

STAFF

PLAYERS

REVIEW

HISTORY

FACILITIES

NCAA

SEC

RECORDS

MEDIA INFO



TENNESSEE AT THE TOP OF THE SEC (35 TITLES)

18 REGULAR SEASON & 17 TOURNAMENT CHAMPIONSHIPS

Year	Champion	SEC	Overall	Coach	Tournament Champion (Site)	Coach
1980*	TENNESSEE		33-5	Pat Head	TENNESSEE (Knoxville, Tenn.)	Pat Head
1981	Auburn		26-7	Joe Ciampi	Auburn (Baton Rouge, La.)	Joe Ciampi
1982	Kentucky		24-8	Terry Hall	Kentucky (Lexington, Ky.)	Terry Hall
1983	Georgia	4-4	27-7	Andy Landers	Georgia (Athens, Ga.)	Andy Landers
1984	Georgia	7-1	30-3	Andy Landers	Georgia (Athens, Ga.)	Andy Landers
1985*	TENNESSEE	4-4	22-10	Pat Summitt	TENNESSEE (Oxford, Miss.)	Pat Summitt
1986	Georgia	9-0	30-2	Andy Landers	Georgia (Athens, Ga.)	Andy Landers
1987	Auburn	8-1	31-2	Joe Ciampi	Auburn (Albany, Ga.)	Joe Ciampi
1988	Auburn	9-0	32-3	Joe Ciampi	TENNESSEE (Albany, Ga.)	Pat Summitt
1989	Auburn	9-0	32-2	Joe Ciampi	TENNESSEE (Albany, Ga.)	Pat Summitt
1990	TENNESSEE	8-1	27-6	Pat Summitt	Auburn (Albany, Ga.)	Joe Ciampi
1991	Georgia	9-0	28-4	Andy Landers	LSU (Albany, Ga.)	Sue Gunter
1992	Ole Miss	11-0	29-3	Van Chancellor	TENNESSEE (Albany, Ga.)	Pat Summitt
1993	TENNESSEE	11-0	29-3	Pat Summitt	Vanderbilt (Chattanooga, Tenn.)	Jim Foster
1994*	TENNESSEE	11-0	31-2	Pat Summitt	TENNESSEE (Chattanooga, Tenn.)	Pat Summitt
1995	TENNESSEE	11-0	34-3	Pat Summitt	Vanderbilt (Chattanooga, Tenn.)	Pat Summitt
1996	Georgia	10-1	28-5	Andy Landers	TENNESSEE (Chattanooga, Tenn.)	Pat Summitt
1997	Georgia	11-1	25-6	Andy Landers	Auburn (Chattanooga, Tenn.)	Joe Ciampi
1998*	TENNESSEE	14-0	39-0	Pat Summitt	TENNESSEE (Columbus, Ga.)	Pat Summitt
1999*	TENNESSEE	13-1	31-3	Pat Summitt	TENNESSEE (Chattanooga, Tenn.)	Pat Summitt
2000*	TENNESSEE	13-1	33-4	Pat Summitt	TENNESSEE (Chattanooga, Tenn.)	Pat Summitt
2001	Georgia	13-1	32-4	Andy Landers	Georgia (Memphis, Tenn.)	Andy Landers
2002	Pat Summitt	14-0	31-3	Pat Summitt	Vanderbilt (Nashville, Tenn.)	Jim Foster
2003	TENNESSEE	13-1	29-5	Pat Summitt	LSU (North Little Rock, Ark.)	Sue Gunter
2004	TENNESSEE	14-0	33-5	Pat Summitt	Vanderbilt (Nashville, Tenn.)	Melanie Balcomb
2005	TENNESSEE	14-0	31-4	Pat Summitt	TENNESSEE (Greenville, S.C.)	Pat Summitt
2006	LSU	14-0	33-3	Pokey Chatman	TENNESSEE (North Little Rock, Ark.)	Pat Summitt
2007	LSU	13-1	31-4	Pokey Chatman	Vanderbilt (Duluth, Ga.)	Melanie Balcomb
2008	TENNESSEE	14-0	34-3	Pat Summitt	TENNESSEE (Nashville, Tenn.)	Pat Summitt
2009	LSU	14-0	31-6	Van Chancellor	Vanderbilt (North Little Rock, Ark.)	Melanie Balcomb
2010*	Auburn	12-2	30-4	Nell Fortner	TENNESSEE (Duluth, Ga.)	Pat Summitt
2011*	TENNESSEE	15-1	32-3	Pat Summitt	TENNESSEE (Nashville, Tenn.)	Pat Summitt
2012	TENNESSEE	16-0	34-3	Pat Summitt	TENNESSEE (Nashville, Tenn.)	Pat Summitt
2013	Kentucky	13-3	28-7	Matthew Mitchell	Texas A&M (Duluth, Ga.)	Gary Blair
2014	TENNESSEE	14-2	27-8	Holly Warlick	TENNESSEE (Duluth, Ga.)	Holly Warlick
2015	South Carolina	14-2	29-5	Dawn Staley	South Carolina (Little Rock, Ark.)	Dawn Staley
2016	*South Carolina	15-1	34-3	Dawn Staley	South Carolina (Jacksonville, Fla.)	Dawn Staley
2017	* TENNESSEE	15-1	30-6	Holly Warlick	South Carolina (Greenville, S.C.)	Dawn Staley
2018	South Carolina	16-0	33-4	Dawn Staley	South Carolina (Nashville, Tenn.)	Dawn Staley
2019	Mississippi St.	16-0	37-2	Vic Schaefer	Mississippi State (Greenville, S.C.)	Vic Schaefer
2020	Mississippi St.	15-1	33-3	Vic Schaefer	South Carolina (Greenville, S.C.)	Dawn Staley
2021	South Carolina	16-0	32-1	Dawn Staley	South Carolina (Greenville, S.C.)	Dawn Staley
2022	Texas A&M	25-3	31-1	Gary Blair		

* tied for regular season championship * Swept SEC regular season and tournament titles (eight times)

SEC TOURNAMENT RECORDS (1980-2021)

Team	Years Won	Lost	Pct.	Titles	
TENNESSEE	42	81	.25	.764	17
Texas A&M	9	11	.8	.579	1
Vanderbilt	41*	48	.35	.578	6
Georgia	42	51	.38	.573	4
South Carolina	30	26	.24	.520	6
Auburn	42	39	.40	.494	4
Kentucky	42	36	.41	.468	1
LSU	42	37	.42	.468	2
Alabama	42	29	.42	.408	0
Ole Miss	41*	28	.41	.406	0
Mississippi State	42	26	.41	.388	1
Arkansas	30	17	.30	.362	0
Florida	41*	22	.41	.349	0
Missouri	9	4	.9	.308	0

* OM (2013), UF (1982), VU (2021) did not participate in tournament

ALL-TIME RECORDS

(According to Schools' Media Guides)

Team	Years Won	Lost	Pct.	
TENNESSEE	76	1401	.351	.800
Georgia	47	1018	.449	.694
LSU	45	951	.487	.661
Auburn	50	951	.517	.649
Vanderbilt	43	857	.495	.634
South Carolina	47	911	.532	.631
Kentucky	47	863	.557	.608
Arkansas	45	813	.534	.604
Ole Miss	46	854	.583	.594
Texas A&M	46	856	.600	.588
Missouri	45	803	.601	.572
Alabama	46	791	.616	.562
Florida	46	767	.623	.552
Mississippi State	46	760	.630	.547

ALL-TIME SEC STANDINGS

(Regular-Season Games Only, 1982-2021)

Team	Years Won	Lost	Pct.	Titles	
TENNESSEE	39	414	.88	.825	18
Texas A&M	9	100	.42	.704	1
Georgia	39	293	.181	.641	7
LSU	39	321	.212	.579	3
South Carolina	30	216	.211	.506	5
Vanderbilt	39	249	.243	.506	0
Missouri	9	69	.73	.486	0
Auburn	39	240	.264	.476	5
Kentucky	39	235	.268	.467	2
Florida	39	206	.297	.410	0
Mississippi State	39	206	.295	.411	2
Arkansas	30	160	.266	.376	0
Ole Miss	39	189	.314	.376	1
Alabama	39	180	.325	.356	0

SERIES RECORDS /// THROUGH 2020-21 SEASON

	UA	AR	AU	UF	UG	UK	LSU	UM	MSU	MO	USC	UT	TAMU	VU
UA		15-25	42-53	33-29	12-43	17-34	20-42	27-35	39-22	7-7	15-29	7-51	1-10	18-34
AR	25-15		19-23	12-29	6-36	14-25	18-33	21-27	19-21	15-12	18-22	5-31	23-14	11-25
AU	53-42	23-19		38-24	19-33	26-25	34-23	37-26	35-25	6-8	21-26	11-47	0-15	24-29
UF	29-33	29-12	24-39		17-61	26-34	15-31	23-19	25-26	2-10	20-21	4-54	1-11	26-32
UG	43-12	36-6	33-19	61-17		38-21	27-22	37-13	28-21	9-6	33-21	19-51	4-9	39-28
UK	34-17	25-14	25-26	34-26	21-38		17-34	19-25	29-22	9-4	34-35	15-56	5-7	26-30
LSU	42-20	33-18	23-34	31-15	22-27	34-17		39-22	48-15	11-4	22-16	16-50	15-15	22-28
UM	35-27	27-21	26-37	19-24	13-37	25-19	22-39		63-37	1-13	18-24	8-50	2-10	17-35
MSU	22-39	21-19	24-36	26-25	21-28	22-29	15-48	37-63		9-3	19-24	7-37	8-5	22-36
MO	7-7	11-15	8-6	10-2	6-9	4-9	4-11	13-1	4-9		3-8	3-12	10-20	8-21
SC	29-15	22-18	26-21	21-20	21-33	33-34	16-22	25-17	24-19	8-3		9-49	7-4	19-21
UT	51-7	31-5	47-11	54-4	52-19	56-15	52-16	50-8	37-7	12-3	51-10		8-7	74-10
TAMU	10-1	14-23	15-0	11-1	9-4	7-5	16-16	10-2	5-8	20-10	4-7	7-8		8-4
VU	34-18	25-11	29-24	32-26	28-39	30-26	28-22	35-17	36-22	2-8	21-19	10-74	4-8	

TENNESSEE'S SEC TOURNAMENT HISTORY

1980 SEC TOURNAMENT

QUARTERFINALS: Knoxville, Tennessee def. Florida, 118-44 (2-8-80)
 SEMIFINALS: Tennessee def. Auburn, 72-61 (2-9-80)
 FINALS: Tennessee def. Ole Miss, 85-71 (2-10-80)

1981 SEC TOURNAMENT

QUARTERFINALS: Baton Rouge, Louisiana def. Tennessee, 77-71 (1-30-81)

1982 SEC TOURNAMENT

QUARTERFINALS: Lexington, Kentucky def. Vanderbilt, 80-75 (2-26-82)
 SEMIFINALS: Tennessee def. Georgia, 55-44 (2-27-82)
 FINALS: Kentucky def. Tennessee, 80-74 (2-28-82)

1983 SEC TOURNAMENT

QUARTERFINALS: Knoxville, Tennessee def. (E1) Tennessee def. (W4) Alabama, 91-73 (3-4-83)
 SEMIFINALS: (E3) Georgia def. (E1) Tennessee, 71-65 (3-5-83)
 CONSO-FINALS: (E1) Tennessee def. (W3) Auburn, 83-75 (3-6-83)

1984 SEC TOURNAMENT

QUARTERFINALS: Athens, Georgia def. (W3) Alabama def. (E2) Tennessee, 85-66 (3-3-84)

1985 SEC TOURNAMENT

QUARTERFINALS: Oxford, Mississippi def. (E2) Tennessee def. (W3) Louisiana State, 85-78 (2-27-85)
 SEMIFINALS: (E2) Tennessee def. (W1) Ole Miss, 79-71 (3-3-85)
 FINALS: (E2) Tennessee def. (W2) Auburn, 63-60 (3-4-85)

1986 SEC TOURNAMENT

QUARTERFINALS: Athens, Georgia def. (4) Ole Miss def. (5) Tennessee, 83-78 (2-28-86)

1987 SEC TOURNAMENT

QUARTERFINALS: Albany, Georgia def. (4) Tennessee def. (5) Louisiana State, 64-63 (3-5-87)
 SEMIFINALS: (1) Auburn def. (4) Tennessee, 102-96 (3-6-87)

1988 SEC TOURNAMENT

QUARTERFINALS: Albany, Georgia def. (2) Tennessee def. (10) Kentucky, 100-66 (3-3-88)
 SEMIFINALS: (2) Tennessee def. (6) Georgia, 82-76 (3-6-88)
 FINALS: (2) Tennessee def. (1) Auburn, 73-70 (3-7-88)

1989 SEC TOURNAMENT

QUARTERFINALS: Albany, Georgia def. (2) Tennessee def. (10) Alabama, 89-61 (3-4-89)
 SEMIFINALS: (2) Tennessee def. (6) Ole Miss, 82-60 (3-5-89)
 FINALS: (2) Tennessee def. (1) Auburn, 66-51 (3-6-89)

1990 SEC TOURNAMENT

QUARTERFINALS: Albany, Georgia def. (1) Tennessee def. (9) Florida, 81-56 (3-3-90)
 SEMIFINALS: (1) Tennessee def. (4) Georgia, 73-54 (3-4-90)
 FINALS: (2) Auburn def. (1) Tennessee, 78-77 (3-5-90)

1991 SEC TOURNAMENT

QUARTERFINALS: Albany, Georgia def. (3) Tennessee def. (6) Vanderbilt, 62-60 (3-2-91)
 SEMIFINALS: (3) Tennessee def. (2) Auburn, 70-62 (3-3-91)
 FINALS: (4) Louisiana State def. (3) Tennessee, 80-75 (3-4-91)

1992 SEC TOURNAMENT

QUARTERFINALS: Albany, Georgia def. (10) Louisiana State, 70-65 (3-7-92)
 SEMIFINALS: (2) Tennessee def. (6) Kentucky, 90-84 (3-8-92)
 FINALS: (2) Tennessee def. (4) Georgia, 73-66 (3-9-92)

1993 SEC TOURNAMENT

QUARTERFINALS: Chattanooga, Tennessee def. (8) Georgia def. (1) Tennessee, 73-72 (3-6-93)

1994 SEC TOURNAMENT

QUARTERFINALS: Chattanooga, Tennessee def. (8) Georgia, 86-72 (3-5-94)
 SEMIFINALS: (1) Tennessee def. (4) Alabama, 72-56 (3-6-94)
 FINALS: (1) Tennessee def. (2) Vanderbilt, 82-57 (3-7-94)

1995 SEC TOURNAMENT

QUARTERFINALS: Chattanooga, Tennessee def. (1) Tennessee def. (9) Kentucky, 74-62 (3-4-95)
 SEMIFINALS: (1) Tennessee def. (4) Alabama, 84-70 (3-5-95)
 FINALS: (2) Vanderbilt def. (1) Tennessee, 67-61 (3-6-95)

1996 SEC TOURNAMENT

QUARTERFINALS: Chattanooga, Tennessee def. (2) Tennessee def. (7) Ole Miss, 73-51 (3-2-96)
 SEMIFINALS: (2) Tennessee def. (6) Florida, 74-63 (3-3-96)
 FINALS: (2) Tennessee def. (4) Alabama, 64-60 (3-4-96)

1997 SEC TOURNAMENT

FIRST ROUND: Chattanooga, Tennessee def. (5) Tennessee def. (12) South Carolina, 75-48 (2-28-97)
 QUARTERFINALS: (5) Tennessee def. (4) LSU, 100-99 (OT) (3-1-97)
 SEMIFINALS: (9) Auburn def. (5) Tennessee, 61-59 (3-2-97)

1998 SEC TOURNAMENT

QUARTERFINALS: Columbus, Georgia def. (1) Tennessee def. (9) Mississippi State, 88-60 (2-27-98)
 SEMIFINALS: (1) Tennessee def. (4) Vanderbilt, 106-45 (2-28-98)
 FINALS: (1) Tennessee def. (3) Alabama, 67-63 (3-1-98)

1999 SEC TOURNAMENT

QUARTERFINALS: Chattanooga, Tennessee def. () Tennessee def. () Florida, 92-80 (2-26-99)
 SEMIFINALS: () Tennessee def. () Alabama, 80-69 (2-27-99)
 FINALS: () Tennessee def. () Georgia, 85-69 (2-28-99)

2000 SEC TOURNAMENT

QUARTERFINALS: Chattanooga, Tennessee def. (2) Tennessee def. (7) Florida, 91-79 (3-3-00)
 SEMIFINALS: (2) Tennessee def. (6) Vanderbilt, 61-53 (3-4-00)
 FINALS: (2) Tennessee def. (5) Mississippi State, 70-67 (3-5-00)

2001 SEC TOURNAMENT

QUARTERFINALS: Memphis, Tennessee def. (1) Tennessee def. (8) Alabama, 82-52 (3-2-01)
 SEMIFINALS: (4) Vanderbilt def. (1) Tennessee, 77-74 (3-3-01)

2002 SEC TOURNAMENT

QUARTERFINALS: Nashville, Tennessee def. (1) Tennessee def. (9) Georgia, 81-67 (3-1-02)
 SEMIFINALS: (4) Louisiana State def. (1) Tennessee, 81-80 (3-2-02)

2003 SEC TOURNAMENT

QUARTERFINALS: North Little Rock, Arkansas def. (1) Tennessee def. (8) Auburn, 66-51 (3-7-03)
 SEMIFINALS: (1) Tennessee def. (4) Mississippi State, 76-75 (3-8-03)
 FINALS: (2) Louisiana State def. (1) Tennessee, 78-62 (3-9-03)

2004 SEC TOURNAMENT

QUARTERFINALS: Nashville, Tennessee def. (1) Tennessee def. (8) Mississippi State, 67-57 (3-5-04)
 SEMIFINALS: (5) Georgia def. (1) Tennessee, 68-66 (OT) (3-6-04)

2005 SEC TOURNAMENT

QUARTERFINALS: Greenville, South Carolina def. (2) Tennessee def. (7) Auburn, 64-54 (3-4-05)
 SEMIFINALS: (2) Tennessee def. (3) Vanderbilt, 76-73 (3-5-05)
 FINALS: (2) Tennessee def. (1) LSU, 67-65 (3-6-05)

2006 SEC TOURNAMENT

QUARTERFINALS: North Little Rock, Arkansas def. (2) Tennessee def. (10) Auburn, 77-45 (3-3-06)
 SEMIFINALS: (2) Tennessee def. (3) Georgia, 89-79 (3-4-06)
 FINALS: (2) Tennessee def. (1) LSU, 63-62 (3-5-06)

2007 SEC TOURNAMENT

QUARTERFINALS: Duluth, Georgia def. (1) Tennessee def. (8) South Carolina, 81-63 (3-2-07)
 SEMIFINALS: (4) LSU def. (1) Tennessee, 63-54 (3-3-07)

2008 SEC TOURNAMENT

QUARTERFINALS: Nashville, Tennessee def. (2) Tennessee def. (7) Florida, 92-61 (3-7-08)
 SEMIFINALS: (2) Tennessee def. (3) Vanderbilt, 63-48 (3-8-08)
 FINALS: (2) Tennessee def. (1) LSU, 61-55 (3-9-08)

2009 SEC TOURNAMENT

FIRST ROUND: North Little Rock, Arkansas def. (5) Tennessee def. (12) Alabama, 68-49 (3-5-09)
 QUARTERFINALS: (5) Tennessee def. (4) Florida, 71-67 (3-6-09)
 SEMIFINALS: (1) Auburn def. (5) Tennessee, 78-58 (3-7-09)

2010 SEC TOURNAMENT

QUARTERFINALS: Duluth, Georgia def. (1) Tennessee def. (9) Ole Miss, 76-51 (3-5-10)
 SEMIFINALS: (1) Tennessee def. (5) Vanderbilt, 68-49 (3-6-10)
 FINALS: (1) Tennessee def. (2) Kentucky, 70-62 (3-7-10)

2011 SEC TOURNAMENT

QUARTERFINALS: Nashville, Tennessee def. (1) Tennessee def. (8) Florida 92-75 (3-4-11)
 SEMIFINALS: (1) Tennessee def. (4) Georgia 82-58 (3-5-11)
 FINALS: (1) Tennessee def. (2) Kentucky 90-65 (3-6-11)

2012 SEC TOURNAMENT

QUARTERFINALS: Nashville, Tennessee def. (2) Tennessee def. (7) Vanderbilt 68-57 (3-2-12)
 SEMIFINALS: (2) Tennessee def. (6) South Carolina 74-58 (3-3-12)
 FINALS: (2) Tennessee def. (4) LSU 70-58 (3-4-12)

2013 SEC TOURNAMENT

QUARTERFINALS: Duluth, Georgia def. (1) Tennessee def. (9) Florida 82-73 (3-8-13)
 SEMIFINALS: (4) Texas A&M def. (1) Tennessee 66-62 (3-9-13)

2014 SEC TOURNAMENT

QUARTERFINALS: Duluth, Georgia def. (2) Tennessee def. (10) LSU 77-65 (3-7-14)
 SEMIFINALS: (2) Tennessee def. (3) Texas A&M 86-77 (3-8-14)
 FINALS: (2) Tennessee def. (4) Kentucky 71-70 (3-9-14)

2015 SEC TOURNAMENT

QUARTERFINALS: Little Rock, Arkansas def. (2) Tennessee def. (10) Georgia 75-41 (3-6-15)
 SEMIFINALS: (2) Tennessee def. (6) Kentucky 75-64 (3-7-15)
 FINALS: (1) South Carolina def. (2) Tennessee 62-46 (3-8-15)

2016 SEC TOURNAMENT

SECOND ROUND: Jacksonville, Florida def. (7) Tennessee def. (10) Arkansas 68-51 (3-3-16)
 QUARTERFINALS: (7) Tennessee def. (2) Texas A&M 70-60 (3-4-16)
 SEMIFINALS: (3) Mississippi State def. (7) Tennessee 58-48 (3-5-16)

2017 SEC TOURNAMENT

SECOND ROUND: Greenville, South Carolina def. (12) Alabama def. (5) Tennessee 72-64 (3-2-17)

2018 SEC TOURNAMENT

SECOND ROUND: Nashville, Tennessee def. (7) Tennessee def. (10) Auburn 64-61 (3-7-18)
 QUARTERFINALS: (2) South Carolina def. (7) Tennessee 73-62 (3-2-18)

2019 SEC TOURNAMENT

SECOND ROUND: Greenville, South Carolina def. (8) Tennessee def. (9) LSU 69-66 (3-7-19)
 QUARTERFINALS: (1) Mississippi State def. (8) Tennessee 83-68 (3-8-19)

2020 SEC TOURNAMENT

SECOND ROUND: Greenville, South Carolina def. (6) Tennessee def. (11) Missouri 64-51 (3-5-20)
 QUARTERFINALS: (3) Kentucky def. (6) Tennessee 86-65 (3-6-20)

2021 SEC TOURNAMENT

QUARTERFINALS: Greenville, South Carolina def. (3) Tennessee def. (11) Ole Miss 77-72 (3-5-21)
 SEMIFINALS: (2) South Carolina def. (3) Tennessee 67-52 (3-6-21)

GENERAL

STAFF

PLAYERS

REVIEW

HISTORY

FACILITIES

NCAA

SEC

RECORDS

MEDIA INFO



LADY VOL CONFERENCE RECOGNITION

SEC PLAYER OF THE YEAR

1989 (C) Bridgette Gordon
 1992 (C) Dena Head
 1994 (C, '95 (C) Nikki McCray
 1998 (C & AP) '99 (C & AP) Chamique Holdsclaw
 2007 (C & AP) Candace Parker
 2011 (C-Co) Shekinna Stricklen
 2013 (C-Co), '14 (AP) Meighan Simmons

SEC FRESHMAN OF THE YEAR

1986 (C) Bridgette Gordon
 1989 (C) Dena Head
 1996 (C) Chamique Holdsclaw
 1998 (C & AP) Tamika Catchings
 2006 (C & AP) Candace Parker
 2008 (C & AP) Angie Bjorklund
 2011 (C & AP) Meighan Simmons
 2013 (C & AP) Bashaara Graves

SEC FEMALE ATHLETE OF THE YEAR

1989 Bridgette Gordon
 1991 Daedra Charles
 1998, '99 Chamique Holdsclaw
 2008 Candace Parker

SEC ALL-FRESHMAN TEAM

1986 Bridgette Gordon
 1987 Tonya Edwards
 1988 Kris Durham
 1989 Dena Head
 1990 Lisa Harrison
 1991 Nikki Caldwell
 1991 Peggy Evans
 1992 Tiffany Woosley
 1992 Dana Johnson
 1993 Latina Davis
 1994 Pashen Thompson
 1995 Tiffani Johnson
 1996 Chamique Holdsclaw
 1998 Semeka Randall
 1998 Tamika Catchings
 2000 Gwen Jackson
 2000 Kara Lawson
 2001 Ashley Robinson
 2002 Shyra Ely
 2002 Loree Moore
 2003 Shanna Zolman
 2004 Sidney Spencer
 2005 Nicky Anosike
 2005 Alexis Hornbuckle
 2006 Candace Parker
 2008 Angie Bjorklund
 2009 Glory Johnson
 2009 Shekinna Stricklen
 2011 Meighan Simmons
 2012 Ariel Massengale
 2013 Bashaara Graves
 2014 Andraya Carter
 2016 Te'a Cooper
 2018 Rennia Davis
 2018 Evina Westbrook
 2019 Zaay Green
 2020 Jordan Horston
 2021 Marta Suárez

COACHES ALL-SEC SELECTIONS

1982, '84 Mary Ostrowski
 1982 Paula Towns
 1983, '84 Tanya Haave
 1983 Lea Henry
 1985 Sheila Collins
 1986, '87, '88, '89 Bridgette Gordon
 1987, '88, '89 Sheila Frost
 1988 Dawn Marsh (2nd)
 1988, '90 Tonya Edwards ('88 2nd)
 1989 Melissa McCray (2nd)
 1990, '91 Daedra Charles
 1990, '91, '92 Dena Head ('90 2nd)
 1992, '93 Peggy Evans ('93 2nd)
 1993 Lisa Harrison
 1993, '94, '95 Nikki McCray ('93 2nd)
 1993, '94 Tiffany Woosley ('94 2nd)
 1994, '95 Dana Johnson
 1995, '96 Michelle Marciniak ('96 2nd)
 1996 Latina Davis (2nd)
 1996, '97, '98, '99 Chamique Holdsclaw
 1997 Abby Conklin (2nd)
 1998, '99, '00, '01 Tamika Catchings ('01 2nd)
 1998, '99, '00, '01 Semeka Randall ('98, '01 2nd)
 1999 Kellie Jolly (2nd)
 2000, '01, '02, '03 Kara Lawson
 2000, '01, '02 Michelle Snow ('00, '02, 2nd)
 2001, '03 Gwen Jackson
 2004 Tasha Butts (2nd)
 2004, '05 Shyra Ely
 2004, '05, '06 Shanna Zolman ('04, '05 2nd)
 2006, '07, '08 Alexis Hornbuckle ('06 2nd)
 2007 Candace Parker
 2008 Sidney Spencer (2nd)
 2008 Shannon Bobbitt (2nd)
 2009, '10 Angie Bjorklund ('09 2nd)
 2009, '10, '11, '12 Shekinna Stricklen ('09, '10 2nd)
 2010 Kelley Cain
 2011, '12 Glory Johnson

2011, '13, '14
 2014, '15
 2015
 2017
 2017, '18
 2017, '18
 2019, '20, '21
 2021

Meighan Simmons ('11 2nd)
 Bashaara Graves
 Isabelle Harrison
 Cierra Burdick
 Diamond DeShields
 Jaime Nared ('17 2nd)
 Mercedes Russell ('17 2nd)
 Rennia Davis ('19 2nd)
 Rae Burrell ('21 2nd)

AP ALL-SEC SELECTIONS (1997-2019)

1997 Abby Conklin (HM)
 1997, '98, '99 Chamique Holdsclaw
 1998, '99, 2000, '01 Tamika Catchings ('01 3rd)
 1998, '99, 2000, '01 Semeka Randall ('98 & '00 2nd & '01 3rd)
 2000, '01, '02, '03 Kara Lawson ('00 & '01 2nd)
 2001 Kristen Clement (HM)
 2001 Ashley Robinson (HM)
 2001, '03 Gwen Jackson ('01 & '03 2nd)
 2001, '02 Michelle Snow ('01 & '02 2nd)
 2004 Tasha Butts (3rd)
 2004, '05 Shyra Ely
 2005, '06 Shanna Zolman ('05 & '06 2nd)
 2006, '07, '08 Candace Parker ('06 2nd)
 2008 Shannon Bobbitt (2nd)
 2007 Sidney Spencer (HM)
 2007, '08 Alexis Hornbuckle ('08 2nd)
 2009, '10 Angie Bjorklund ('09 HM)
 2010 Kelley Cain
 2009, '10, '11, '12 Shekinna Stricklen ('09 HM, '10 2nd)
 2011, '12 Glory Johnson
 2011, '13, '14 Meighan Simmons ('11 2nd)
 2013, '16 Bashaara Graves ('13 & '16 2nd)
 2014, '15 Isabelle Harrison ('15 2nd)
 2015 Cierra Burdick (2nd)
 2016, '17 Diamond DeShields ('16 & '17 2nd)
 2017, '18 Mercedes Russell ('17 & '18 2nd)
 2018 Jaime Nared (2nd)
 2019 Rennia Davis (2nd)

SEC DEFENSIVE PLAYER OF THE YEAR

2012 Glory Johnson

SEC ALL-DEFENSIVE TEAM

2008 Alexis Hornbuckle
 2010 Kelley Cain
 2011 Glory Johnson
 2012 Glory Johnson
 2021 Tamari Key

SEC ALL-TOURNAMENT TEAM

1980 Cindy Noble
 1980 Jill Rankin (MVP)
 1980 Holly Warlick
 1982 Mary Ostrowski
 1982, '83 Tanya Haave
 1985 Shelia Collins (MVP)
 1985 Dawn Marsh
 1987 Kathy Spinks
 1988, '89 Bridgette Gordon ('88, '89 MVP)
 1989, '90, '92 Dena Head ('92 MVP)
 1989 Sheila Frost
 1990, '91 Daedra Charles
 1992 Peggy Evans
 1994 Tiffany Woosley (MVP)
 1994, '95 Nikki McCray
 1996 Michelle Marciniak
 1996, '97, '98, '99 Chamique Holdsclaw ('98, '99 MVP)
 1998, '99, 2000 Tamika Catchings
 1999, 2000 Semeka Randall
 2002, '03 Michelle Snow
 2004, '05 Kara Lawson
 2005 Shyra Ely ('05 MVP)
 2005 Shanna Zolman
 2005 Brittany Jackson
 2006, '08 Candace Parker ('06, '08 MVP)
 2006 Sidney Spencer
 2007 Alexis Hornbuckle
 2008 Shannon Bobbitt
 2009, '11 Angie Bjorklund
 2010 Alyssia Brewer (MVP)
 2010 Alicia Manning
 2010, '11, '12 Shekinna Stricklen ('11 MVP)
 2011, '12 Glory Johnson ('12 MVP)
 2013 Taber Spani
 2014, '15 Isabelle Harrison ('14 MVP)
 2015 Cierra Burdick
 2015 Jordan Reynolds
 2016 Diamond DeShields

SEC 6TH WOMAN OF THE YEAR

2010 Alyssia Brewer
 2018 Anastasia Hayes

SEC SCHOLAR-ATHLETE OF THE YEAR

2010 Angie Bjorklund

SEC COMMUNITY SERVICE TEAM

1999 Kellie Jolly
 2000 Tamika Catchings
 2001, '03 Kara Lawson
 2002 April McDivitt
 2004 Tasha Butts
 2005 Tye'sha Fluker

LADY VOL CONFERENCE RECOGNITION

2006 Shanna Zolman
 2007 Sidney Spencer
 2008 Nicky Anosike
 2009 Alex Fuller
 2010 Glory Johnson
 2011 Angie Bjorklund
 2012 Glory Johnson
 2013 Taber Spani
 2014, '15 Cierra Burdick
 2016 Andraya Carter
 2017 Jordan Reynolds
 2018 Mercedes Russell
 2019 Evina Westbrook
 2020 Kamera Harris
 2021 Lady Vol Team

SEC ACADEMIC HONOR ROLL

1983, '84 Tanya Haave
 1984, '85 Linda Ray
 1987, '88 Jennifer Tuggle
 1988 Lisa Webb
 1989 Melissa McCray
 1990, '91, '92 Debbie Hawhee
 1990 Debbie Scott
 1990 Tonya Edwards
 1991, '92 Regina Clark
 1991, '92 Jody Adams
 1992 Peggy Evans
 1993 Lisa Harrison
 1994 Rochone Dilligard
 1994 Vonda Ward
 1994, '96 Michelle Marciniak
 1995 Nikki McCray
 1995, '96, '97 Abby Conklin
 1996, '97, '98 Brynae Laxton
 1997, '98, '99 Kellie Jolly
 1998 Laurie Milligan
 1998, '99, 2000 Niya Butts
 1999, '01 Kristen "Ace" Clement
 1999, '02 Tamika Catchings
 2000, '01, '02 Amanda Canon
 2000, '01, '02 Sarah Edwards
 2001, '02 Semeka Randall
 2001, '02 Kara Lawson
 2001, '02 Kyra Elzy
 2001, '02 April McDivitt

2003 Courtney McDaniel
 2004, '05, '06 Tye'sha Fluker
 2004, '05, '06 Shanna Zolman
 2004, '05, '06, '07 Sidney Spencer
 2004, '07 Dominique Redding
 2005 Shyra Ely
 2005, '06, '07, '08 Nicky Anosike
 2005, '06, '07, '08 Candace Parker
 2006, '07 Alex Fuller
 2007 Elizabeth Curry
 2008 Shannon Bobbitt
 2008, '09 Kelley Cain
 2009, '10 Cait McMahan
 2009, '11, '12 Alicia Manning
 2009, '10, '11, '12 Briana Bass
 2009, '10, '11, '12 Vicki Baugh
 2008, '09, '10, '11 Angie Bjorklund
 2008, '09, '10, '11 Sydnee Smallbone
 2009, '10, '11, '12 Glory Johnson
 2010, '11, '12, '13 Taber Spani
 2011 Lauren Avant
 2012, '13, '14, '15 Cierra Burdick
 2012, '13, '14, '15 Isabelle Harrison
 2013, '14, '15, '16 Andraya Carter
 2013, '14, '16 Bashaara Graves
 2014, '15 Ariel Massengale
 2014, '17 Jordan Reynolds
 2014, '17 Mercedes Russell
 2015 Jasmine Jones
 2015, '16, '17, '18 Kortney Dunbar
 2015, '16 Alexa Middleton
 2015, '16 Jaime Nared
 2016, '17 Diamond DeShields
 2017 Schaquilla Nunn
 2017, '19, '20 Kamera Harris
 2019, '20, '21 Renna Davis
 2020 Lou Brown
 2020, '21 Rae Burrell
 2020, '21 Kasiyahna Kushkituah
 2020 Jordan Horston
 2020, '21 Jessie Rennie
 2020, '21 Emily Saunders
 2021 Tess Darby
 2021 Keyven Green
 2021 Marta Suarez
 2021 Jordan Walker

GENERAL

STAFF

PLAYERS

REVIEW

HISTORY

FACILITIES

NCAA

SEC

RECORDS

MEDIA INFO



TENNESSEE'S MOST DECORATED SEC PLAYERS

Angie Bjorklund

2008 All-Freshman; 2008 Freshman of the Year; 2008, 2009, 2010, 2011 Academic; 2009 (2nd), 2010 (1st) Coaches All-SEC; 2009, 2011 All-Tournament, 2010 (1st) AP All-SEC

Tamika Catchings

1998 All-Freshman; 1998 Freshman of the Year; 1998 (1st), 1999 (1st), 2000 (1st), 2001 (2nd) Coaches All-SEC; 1998, 1999, 2000 All-Tournament; 1999 (2nd), 2000 (1st) AP All-SEC; 1999, 2002 Academic

Daedra Charles

1990, 1991 All-Tournament; 1990 (1st), 1991 (1st) Coaches All-SEC; 1991 Female Athlete of the Year

Shyra Ely

2002 All-Freshman; 2004 (1st), 2005 (1st) Coaches All-SEC; 2004 (1st), 2005 (1st) AP All-SEC; 2004, 2005 All Tournament; 2005 Tournament MVP; 2005 Academic

Bridgette Gordon

1986 Freshman of the Year; 1986 All-Freshman; 1986 (1st), 1987 (1st), 1988 (1st), 1989 (1st) Coaches All-SEC; 1988, 1989 All-Tournament; 1988, 1989 Tournament MVP; 1989 Female Athlete of the Year, 1989 Player of the Year.

Bashaara Graves

2013 (1st) Coaches All-SEC; 2013 Freshman of the Year; 2013 All-Freshman; 2013, 2014, 2016 Academic; 2013 (2nd), 2016 (2nd) AP All-SEC

Dena Head

1989 All-Freshman; 1989 Freshman of the Year; 1989, 1990, 1992 All-Tournament; 1990 (2nd), 1991 (1st), 1992 (2nd) Coaches All-SEC; 1992 Player of the Year; 1992 Tournament MVP

Tanya Haave

1982, 1983 All-Tournament, 1983 (1st), 1984 (1st) Coaches All-SEC; 1983, 1984 Academic

Isabelle Harrison

2012, 2013, 2014, 2015 Academic All-SEC; 2014 SEC All-Tournament; 2014 SEC Tournament MVP; 2014 (1st), 2015 (1st) Coaches All-SEC; 2014 (1st), 2015 (2nd) AP All-SEC

Chamique Holdstock

1996 All-Freshman; 1996 Freshman of the Year; 1996 (1st), 1997 (1st), 1998 (1st), 1999 (1st) Coaches & AP All-SEC; 1996, 1997, 1998, 1999 All-Tournament; 1998, 1999 Coaches & AP Player of the Year; 1998, 1999 SEC Female Athlete of the Year; 1998, 1999 Tournament MVP

Dana Johnson

1992 All-Freshman; 1994 (1st), 1995 (1st) Coaches All-SEC; 1994, 1995 All-Tournament

Glory Johnson

2009 All-Freshman; 2009, 2010, 2011, 2012 Academic; 2011 (1st), 2012 (1st) Coaches All-SEC; 2011 (1st), 2012 (1st) AP All-SEC; 2011, 2012 All-Defensive; 2011, 2012 All-Tournament; 2012 Tournament MVP; 2012 Defensive Player of the Year; 2012 Community Service Team

Kara Lawson

2000 All-Freshman; 2000 (1st), 2001 (1st), 2002 (1st), 2003 (1st) Coaches All-SEC; 2000 (2nd), 2001 (2nd), 2002 (1st), 2003 (1st) AP All-SEC; 2001, 2002, 2003 Academic; 2001, 2003 Good Works Team; 2002, 2003 All-Tournament

Nikki McCray

1993 (2nd), 1994 (1st), 1995 (1st) Coaches All-SEC; 1994, 1995 Coaches Player of the Year; 1994, 1995 All-Tournament; 1995 All-Tournament, 1995 Academic

Candace Parker

2005, 2006, 2007, 2008 Academic; 2006 SEC All-Freshman; 2006 Freshman of the Year; 2006 (1st), 2007 (1st), 2008 (1st) Coaches All-SEC; 2006 (2nd), 2007 (1st), 2008 (1st) AP All-SEC; 2006, 2008 All-Tournament (MVP); 2007

Player of the Year; 2007 AP Player of the Year; 2008 Female Athlete of the Year

Semeka Randall

1998 All-Freshman; 1998 All-Tournament; 1998 (2nd), 1999 (1st), 2000 (1st), 2001 (2nd) Coaches All-SEC; 1998 (2nd), 1999 (1st), 2000 (2nd), 2001 (3rd) AP All-SEC; 2001, 2002 Academic

Mercedes Russell

2014, 2017 Academic; 2017 (2nd), 2018 (1st) Coaches All-SEC; 2017 (2nd), 2018 (2nd) AP All-SEC; 2018 Community Service

Meighan Simmons

2011 All-Freshman; 2011 SEC Freshman of the Year; 2011 (2nd), 2013 (1st), 2014 (1st) Coaches All-SEC; 2011 (2nd), 2013 (1st), 2014 (1st) AP All-SEC; 2013 Coaches SEC Co-Player of the Year; 2014 AP SEC Player of the Year

Michelle Snow

1999, 2000 All-Tournament; 2000 (2nd), 2001 (1st), 2002 (2nd) Coaches All-SEC; 2000 (HM), 2001 (2nd), 2002 (2nd) AP All-SEC

Sidney Spencer

2004 SEC All-Freshman; 2007 (2nd) Coaches All-SEC; 2007 (HM) AP All-SEC; 2004, 2005, 2006, 2007 Academic; 2006 All-Tournament; 2007 Good Works

Shekinna Stricklen

2009 SEC All-Freshman; 2009 (2nd), 2010 (2nd), 2011 (1st), 2012 (1st) Coaches All-SEC; 2010 (2nd), 2011 (1st), 2012 (1st) AP All-SEC; 2010, 2011, 2012 All-Tournament; 2011 Tournament MVP; 2011 AP Co-Player of the Year

Shanna Zolman

2003 SEC All-Freshman; 2004 (2nd), 2005 (2nd), 2006 (1st) Coaches All-SEC; 2005 (2nd), 2006 (2nd) AP All-SEC; 2004, 2005, 2006 Academic; 2005 All-Tournament; 2006 Good Works

LADY VOL SEC TOURNAMENT RECORDS

INDIVIDUAL RECORDS

MOST FG: 15, Shelia Collins, Ole Miss, 3-3-85, Semifinal, UT 79-71

MOST FGA: 28, Shelia Collins, Ole Miss, 3-3-85, Semifinal, UT 79-71

MOST 3pt FG: 7, Angie Bjorklund, Kentucky, 3-6-11, Championship, UT 90-65

MOST 3pt FGA: 13, Angie Bjorklund, Vanderbilt, 3-6-10, Semifinal, UT 68-49

MOST FT: 15, Shelia Collins, LSU, 2-27-85, First Round, UT 85-78

MOST FTA: 16 (twice), most recently Glory Johnson, Florida, 3-4-11, Second Round, 3-4-11, UT 92-75

MOST REBOUNDS: 18, Dana Johnson, Alabama, 3-6-94, Semifinal, UT 72-56

MOST POINTS: 40, Shelia Collins, Ole Miss, 3-3-85, Semifinal, UT 79-71

MOST ASSISTS: 18, Dawn Marsh, Georgia, 3-6-88, Semifinal, UT 82-76

MOST BLOCKS: 7, Tamari Key, Ky., 3-6-20, Quarterfinal, UK 86-65 & Kelley Cain, Alabama, 3-5-09, First Rd., UT 68-49

MOST STEALS: 6, Tamika Catchings, Florida, 3-3-00, Second Round, UT 91-79

MOST MINUTES: 43, Kellie Jolly, LSU, 3-1-97, Semifinal, UT 100-99 (OT)

TEAM RECORDS

MOST FG: 45, Florida, 2-8-80, First Round, UT 118-44

MOST FGA: 86, South Carolina, 3-2-18, Quarterfinal, SC 73-62

BEST FG%: 63.1% (36-57), Ole Miss, 2-10-80, Championship, UT 85-71

MOST 3pt FG: 16, Kentucky, 3-6-11, Championship, UT 90-65

MOST 3pt FGA: 22, Florida, 3-7-08, Second Round, UT 92-61

BEST 3pt FG%: 85.7% (6-7), Vanderbilt, 2-28-98, Semifinal, UT 106-45

MOST FT: 34, Alabama, 3-6-94, Semifinal, UT 72-56

MOST FTA: 44, Alabama, 3-6-94, Semifinal, UT 72-56

BEST FT% (MIN. 10 ATT.): 94.4% (17-18), Vanderbilt, 3-7-94, Championship, UT 82-57

MOST REBOUNDS: 63, Florida, 2-8-80, First Round, UT 118-44

MOST FOULS: 28, Kentucky, 3-8-92, Semifinal, UT 94-80

MOST POINTS: 118, Florida, 2-8-80, First Round, UT 118-44

MOST ASSISTS: 29, Kentucky, 2-28-82, Championship, Kentucky 80-74

MOST TURNOVERS: 26, Mississippi State, 3-8-19, Quarterfinal, MSU 83-68

MOST BLOCKS: 11 (twice), most recently vs. Alabama, 3-5-09, First Round, UT 68-49

MOST STEALS: 20, Florida, 2-8-80, First Round, UT 118-44

FEWEST FG: 17, Alabama, 3-6-94, Semifinal, UT 72-56

FEWEST FGA: 40, Georgia, 2-27-82, Semifinal, UT 55-44

LOWEST FG%: 26.7% (23-86), S. Carolina, 3-2-18, Quarterfinal, S. Carolina, 73-62

FEWEST 3pt FG: 0 (5 times), most recently LSU, 3-17-14, Quarterfinal, UT 77-65

FEWEST 3pt FGA: 0, Alabama, 3-4-89, Second Round, UT 89-61

LOWEST 3pt FG%: 00.0% (5 times), LSU, 3-17-14, Quarterfinal, UT 77-65

FEWEST FT: 6 (3x), most recently S. Carolina, 3-8-15, Final, USC 62-46

FEWEST FTA: 7 (twice), most recently LSU, 3-3-07, Semifinal, LSU 63-54

LOWEST FT%: 44.4% (8-18), Kentucky, 3-6-20, Quarterfinal, UK 86-65

FEWEST REBOUNDS: 27, Auburn, 2-9-80, Semifinal, UT 72-61

FEWEST FOULS: 7, Auburn, 3-1-18, Second Round, UT 64-61

FEWEST POINTS: 46, S. Carolina, 3-8-15, Final, USC 62-46

FEWEST ASSISTS: 5, Alabama, 3-4-96, Championship, UT 64-60

FEWEST TURNOVERS: 7, Kentucky, 3-5-88, Second Round, UT 100-66

FEWEST BLOCKS: 0 (5 times)

FEWEST STEALS: 2 (four times), most recently Kentucky, 3-6-20, Quarterfinal, UKT 86-65

OPPONENT SEC TOURNAMENT RECORDS

INDIVIDUAL RECORDS

MOST FG: 17, Becky Jackson, Auburn, 3-6-83, Consolation, UT 83-75

MOST FGA: 32, Tan White, Mississippi State, 3-5-04, Second Round, UT 67-57

MOST 3pt FG: 5 (4x), Rhyne Howard, Kentucky, 3-6-20, Quarterfinal, UK 86-65

MOST 3pt FGA: 17, Rhyne Howard, Kentucky, 3-6-20, Quarterfinal, UK 86-65

MOST FT: 14, Ashley McElhiney, Vanderbilt, 3-3-01, Semifinal, Vanderbilt 77-74

MOST FTA: 16, Ashley McElhiney, Vanderbilt, 3-3-01, Semifinal, Vanderbilt 77-74

MOST REBOUNDS: 20, Sylvia Fowles, LSU, 3-3-07, Semifinal, LSU 63-54

MOST POINTS: 35, Jennifer Gillom, Mississippi, 3-1-86, Second Round, Mississippi 83-78

MOST ASSISTS: 12 (twice), most recently Temeka Johnson, LSU, 3-6-05, Championship, UT 67-65

MOST BLOCKS: 7 (twice), most recently by Sylvia Fowles, LSU, 3-5-06, Championship, UT 63-62

MOST STEALS: 6, Daisa Alexander, Auburn, 3-1-18, Second Round, UT 64-61

MOST MINUTES: 43, Pietra Gray, Louisiana State, 3-1-97, Semifinal, UT 100-99

TEAM RECORDS

MOST FG: 39, Auburn, 3-6-87, Semifinal, Auburn 102-96

MOST FGA: 77, (3x), most recently Kentucky, 3-6-11, Championship, UT 90-65

BEST FG%: 53.6% (30-56), Vanderbilt, 3-5-05, Semifinal, UT 76-73

MOST 3pt FG: 11 (twice), Kentucky, 3-6-20, Quarterfinal, UK 86-65

MOST 3pt FGA: 24 (twice), Kentucky, 3-6-20, Quarterfinal, UK 86-65

BEST 3pt FG%: 100% (2-2) Vanderbilt, 3-2-91, Second Round, UT 62-60

MOST FT: 25, Louisiana State, 3-2-02, Semifinal, LSU, 81-80

MOST FTA: 40, Auburn, 3-6-87, Semifinal, Auburn 102-96

BEST FT%: 100.0% (12-12) Texas A&M, 3-4-16, Quarterfinal, UT 70-60

MOST REBOUNDS: 50, S. Carolina, 3-2-18, Quarterfinal, S. Carolina 73-62

MOST FOULS: 32, Alabama, 3-6-94, Semifinal, UT 72-56

MOST POINTS: 102, Auburn, 3-6-87, Semifinal, Auburn 102-96

MOST ASSISTS: 27, Kentucky, 2-28-82, Championship, Kentucky 80-74

MOST TURNOVERS: 36, Alabama, 3-4-89, Second Round, UT 89-61

MOST BLOCKS: 10, S. Carolina, 3-2-18, Quarterfinal, S. Carolina 73-62

MOST STEALS: 15, Auburn, 3-1-18, Second Round, UT 64-61

FEWEST FG: 16 (3x), Missouri, 3-5-20, Second Round, UT 64-51

FEWEST FGA: 43, Vanderbilt, 3-3-01, Semifinal, Vanderbilt 77-74

LOWEST FG%: 25.9% (20-77), Florida, 2-8-80, First Round, UT 118-44

FEWEST 3pt FG: 0 (4 times)

FEWEST 3pt FGA: 1, Alabama, 3-4-89, Second Round, UT 89-61

LOWEST 3pt FG%: 00.0% (4 times)

FEWEST FT: 2, Vanderbilt, 3-5-05, Semifinal, UT 76-73

FEWEST FTA: 5 (four times), most recently Auburn, 3-1-18, Second Round, UT 64-61

SEC IN THE NCAA TOURNAMENT

NCAA TITLES

SEC	9
Big East	8
Pac-12	5
Big 12	4
ACC	3
American	3
Independents	1
Sun Belt	1
Big Ten	1

NCAA FINAL FOUR APPEARANCES

SEC	39
Big EAST	24
ACC	22
Pac-12	9
Big 12	8
Big Ten	8
Sun Belt	8
Independents	6
American	5
Colonial	1

SEC YEAR-BY-YEAR NCAA PARTICIPATION

1982:	5
1983:	5
1984:	5
1985:	4
1986:	7
1987:	6
1988:	6
1989:	6
1990:	6
1991:	7
1992:	4
1993:	6
1994:	6
1995:	7
1996:	7
1997:	7
1998:	6
1999:	8
2000:	6
2001:	6
2002:	8
2003:	7
2004:	7
2005:	5
2006:	6
2007:	5
2008:	5
2009:	7
2010:	6
2011:	4
2012:	8
2013:	7
2014:	8
2015:	7
2016:	9
2017:	8
2018:	7
2019:	7
2021:	7

- No NCAA Tournament held in 2020

LOWEST FT%: 33.3% (2-6), Vanderbilt, 3-5-05, UT 76-73

FEWEST REBOUNDS: 21, Auburn, 3-1-18, Second Round, UT 64-61

FEWEST FOULS: 10 (twice), Louisiana State, 3-5-06, Championship, UT 63-62

FEWEST POINTS: 41, Georgia, 3-6-15, Quarterfinal, UT 75-41

FEWEST ASSISTS: 4 (twice), Auburn, 3-3-06, Second Round, UT 77-45

FEWEST TURNOVERS: 7 (four times), Texas A&M, 3-8-14, Semifinal, UT 86-77

FEWEST BLOCKS: 0, (11 times)

FEWEST STEALS: 1, LSU, 3-4-12, Championship, UT 70-58



RECORDS

GREAT LADY VOL SCORERS

The Tennessee Lady Vol basketball program has seen 45 of its 202 all-time roster members (through the 2020-21 season) join the 1,000-point club at UT since the modern era of basketball. Chamique Holdscraw's career total of 3,025 points sets the basketball standard for men or women at the University of Tennessee.

■ 3,000 CAREER POINTS

1. #23 CHAMIQUE HOLDSCLAW » 3,025 CAREER POINTS 6'2" » FORWARD » ASTORIA, NEW YORK

Year	GP	GS	Min	Avg	FG	FGA	Pct	3FG	3FGA	Pct	FT	FTA	Pct	Off	Def	Tot	Avg	PF	FO	Ast	TO	Blk	Stl	Pts	Avg
95-96	36	36	1057	29.4	237	507	.467	7	32	.219	102	143	.713	124	202	326	9.1	92	3	74	95	17	32	583	16.2
96-97	39	38	1296	33.2	332	667	.498	17	50	.340	122	183	.667	129	238	367	9.4	101	3	114	139	35	93	803	20.6
97-98	39	39	1168	29.9	370	678	.546	9	41	.220	166	217	.765	133	195	328	8.4	82	1	117	109	36	110	915	23.5
98-99	34	34	1061	31.2	294	567	.519	3	21	.143	133	188	.707	116	158	274	8.1	62	1	80	87	23	70	724	21.3
TOTAL	148	147	4582	31.0	1233	2419	.510	36	144	.250	523	731	.715	502	793	1295	8.8	337	8	385	430	111	305	3025	20.4

■ 2,000 CAREER POINTS

2. #30 BRIDGETTE GORDON » 2,462 CAREER POINTS 6'0" » FORWARD » DELAND, FLORIDA

Year	GP	GS	Min	Avg	FG	FGA	Pct	3FG	3FGA	Pct	FT	FTA	Pct	Off	Def	Tot	Avg	PF	FO	Ast	TO	Blk	Stl	Pts	Avg
85-86	34	20	873	25.7	206	429	.480	0	0	.000	69	109	.633	101	107	208	6.1	58	0	53	66	11	75	481	14.1
86-87	34	32	925	27.2	222	459	.484	0	0	.000	115	160	.719	118	114	232	6.8	77	1	62	67	12	80	559	16.4
87-88	33	33	977	29.6	289	534	.541	3	4	.750	106	151	.702	119	105	224	6.8	71	1	80	79	18	76	687	20.8
88-89	36	36	1077	29.9	300	563	.533	2	6	.333	133	190	.700	120	131	251	7.0	50	1	98	93	16	105	735	20.4
TOTAL	137	121	3852	28.1	1017	1985	.512	5	10	.500	423	610	.693	458	457	915	6.7	256	3	293	305	57	336	2462	18.0

3. #3 CANDACE PARKER » 2,137 CAREER POINTS 6'4" » GUARD/FORWARD/CENTER » NAPERVILLE, ILLINOIS

Year	GP	GS	Min	Avg	FG	FGA	Pct	3FG	3FGA	Pct	FT	FTA	Pct	Off	Def	Tot	Avg	PF	FO	Ast	TO	Blk	Stl	Pts	Avg
05-06	36	36	1126	31.3	230	417	.552	3	12	.250	159	218	.729	82	216	298	8.3	73	1	103	82	86	56	622	17.3
06-07	36	36	1101	30.6	267	505	.529	6	18	.333	166	232	.716	92	260	352	9.8	73	0	88	89	99	64	706	19.6
07-08	38	37	1132	29.8	300	560	.536	8	30	.267	201	288	.698	87	235	322	8.5	67	0	96	91	90	88	809	21.3
TOTAL	110	109	3359	30.5	797	1482	.538	17	60	.283	526	738	.713	261	711	972	8.8	213	1	287	262	275	208	2137	19.4

4. #24 TAMIKA CATCHINGS » 2,113 CAREER POINTS 6'1" » FORWARD » DUNCANVILLE, TEXAS

Year	GP	GS	Min	Avg	FG	FGA	Pct	3FG	3FGA	Pct	FT	FTA	Pct	Off	Def	Tot	Avg	PF	FO	Ast	TO	Blk	Stl	Pts	Avg
97-98	39	38	1123	28.8	253	471	.537	40	110	.364	165	217	.760	124	189	313	8.0	89	2	92	93	57	100	711	18.2
98-99	34	34	991	29.1	205	400	.513	19	68	.279	134	173	.775	107	142	249	7.3	95	2	95	85	31	88	563	16.6
99-00	37	37	1143	30.9	209	440	.475	40	121	.331	122	159	.767	118	174	292	7.9	77	0	101	81	28	92	580	15.7
00-01	17	17	465	27.4	93	195	.477	23	67	.343	50	62	.806	72	78	150	8.8	35	0	50	34	20	31	259	15.2
TOTAL	127	126	3722	29.3	760	1506	.505	122	366	.333	471	611	.771	421	583	1004	7.9	296	4	338	293	136	311	2113	16.6

5. #10 MEIGHAN SIMMONS » 2,064 CAREER POINTS 5'9" » GUARD » CIBOLO, TEXAS

Year	GP	GS	Min	Avg	FG	FGA	Pct	3FG	3FGA	Pct	FT	FTA	Pct	Off	Def	Tot	Avg	PF	FO	Ast	TO	Blk	Stl	Pts	Avg
10-11	37	36	974	26.3	183	438	.418	63	187	.337	71	96	.740	24	77	101	2.7	69	1	104	104	7	24	500	13.5
11-12	36	22	901	25.0	143	381	.375	51	164	.311	61	83	.735	22	59	81	2.3	47	0	47	72	12	30	398	11.1
12-13	35	35	1108	31.7	217	527	.412	69	189	.365	86	101	.851	33	93	126	3.6	76	0	73	93	11	50	589	16.8
13-14	35	34	984	28.1	203	488	.416	77	200	.360	99	119	.832	17	77	94	2.7	68	1	80	93	2	42	577	16.5
TOTAL	143	127	3967	27.7	746	1834	.407	255	740	.345	317	399	.794	96	306	402	2.8	260	2	304	362	32	146	2064	14.4

■ 1,000 CAREER POINTS

6. #20 KARA LAWSON » 1,950 CAREER POINTS 5'8" » GUARD » ALEXANDRIA, VIRGINIA

Year	GP	GS	Min	Avg	FG	FGA	Pct	3FG	3FGA	Pct	FT	FTA	Pct	Off	Def	Tot	Avg	PF	FO	Ast	TO	Blk	Stl	Pts	Avg
99-00	37	34	1036	28.0	168	367	.458	79	181	.436	89	109	.817	43	109	152	4.1	79	0	102	50	7	51	504	13.6
00-01	34	31	899	26.4	132	305	.433	62	150	.413	60	70	.857	16	103	119	3.5	53	0	113	56	3	34	386	11.4
01-02	34	34	1078	31.7	189	406	.466	38	115	.330	96	115	.835	58	107	165	4.9	50	0	90	62	3	46	512	15.1
02-03	38	38	1185	31.2	186	397	.469	77	171	.450	99	112	.884	52	133	185	4.9	37	0	151	54	7	43	548	14.4
TOTAL	143	137	4198	29.4	675	1475	.458	256	617	.415	344	406	.847	169	452	621	4.3	219	0	456	222	20	174	1950	13.6

7.

#21 SEMEKA RANDALL » 1,915 CAREER POINTS

5'10" » GUARD » CLEVELAND, OHIO

Year	GP	GS	Min	Avg	FG	FGA	Pct	3FG3FGA	Pct	FT	FTA	Pct	Off	Def	Tot	Avg	PF	FO	Ast	TO	Blk	Stl	Pts	Avg	
97-98	38	21	988	26.0	224	460	.487	1	11	.091	155	213	.728	108	92	200	5.3	71	3	50	84	4	102	604	15.9
98-99	33	32	887	26.9	190	371	.512	2	8	.250	82	139	.590	77	83	160	4.8	65	1	46	96	5	60	464	14.1
99-00	37	37	1072	29.0	187	447	.418	9	35	.257	135	172	.785	95	101	196	5.3	62	0	69	91	4	72	518	14.0
00-01	32	29	775	24.2	130	312	.417	2	13	.154	67	94	.713	76	84	160	5.0	61	1	71	56	2	52	329	10.3
TOTAL	140	119	3722	26.6	731	1590	.460	14	67	.209	439	618	.710	356	360	716	5.1	259	5	236	327	15	286	1915	13.7

8.

#40 SHEKINNA STRICKLEN » 1,882 CAREER POINTS

6'2" » GUARD/FORWARD » MORRILTON, ARKANSAS

Year	GP	GS	Min	Avg	FG	FGA	Pct	3FG3FGA	Pct	FT	FTA	Pct	Off	Def	Tot	Avg	PF	FO	Ast	TO	Blk	Stl	Pts	Avg	
08-09	32	32	1009	31.5	153	392	.390	32	110	.291	86	113	.761	79	111	190	5.9	92	3	95	105	21	58	424	13.3
09-10	35	35	1066	30.5	164	373	.440	33	103	.320	84	102	.824	76	137	213	6.1	52	0	135	87	25	43	445	12.7
10-11	37	37	1104	29.8	177	362	.489	42	109	.385	78	103	.757	91	179	270	7.3	71	0	75	64	20	46	474	12.8
11-12	35	34	1124	32.1	198	456	.434	56	159	.352	87	118	.737	89	143	232	6.6	78	0	65	73	24	46	539	15.4
TOTAL	139	138	4303	31.0	692	1583	.437	163	481	.339	335	436	.768	335	570	905	6.5	293	3	370	329	90	193	1882	13.5

9.

#0 RENNIA DAVIS » 1,815 CAREER POINTS

6'2" » GUARD/FORWARD » JACKSONVILLE, FLORIDA

Year	GP	GS	Min	Avg	FG	FGA	Pct	3FG3FGA	Pct	FT	FTA	Pct	Off	Def	Tot	Avg	PF	FO	Ast	TO	Blk	Stl	Pts	Avg	
17-18	33	32	970	29.4	157	325	.483	25	76	.329	57	77	.740	79	171	250	7.6	83	2	57	69	11	35	396	12.0
18-19	31	30	1000	32.3	173	379	.456	34	92	.370	83	97	.856	68	172	240	7.7	80	2	44	83	10	41	463	14.9
19-20	30	30	957	31.9	209	446	.469	34	115	.296	89	111	.802	73	172	245	8.2	65	1	74	74	15	28	541	18.0
20-21	24	24	774	32.2	157	327	.480	20	77	.260	81	95	.853	59	153	212	8.8	46	0	56	50	8	20	415	17.3
TOTAL	118	116	3701	31.4	696	1477	.471	113	360	.314	310	380	.816	279	668	947	8.0	274	5	231	276	44	124	1815	15.4

10.

#12 SHEILA FROST » 1,790 CAREER POINTS

6'4" » CENTER » PULASKI, TENNESSEE

Year	GP	GS	Min	Avg	FG	FGA	Pct	3FG3FGA	Pct	FT	FTA	Pct	Off	Def	Tot	Avg	PF	FO	Ast	TO	Blk	Stl	Pts	Avg	
85-86	33	25	804	24.4	181	312	.580	0	0	.000	42	80	.525	136	173	309	9.4	122	12	23	62	77	42	404	12.2
86-87	34	19	721	21.2	161	273	.590	0	0	.000	61	102	.598	88	128	216	6.4	104	6	31	36	56	53	383	11.3
87-88	34	24	836	24.6	208	338	.615	0	0	.000	80	124	.645	102	167	269	7.9	100	2	10	49	60	45	496	14.6
88-89	37	36	939	25.4	204	353	.578	0	0	.000	99	146	.678	108	141	249	6.7	93	2	33	47	56	74	507	13.7
TOTAL	138	104	3300	23.9	754	1276	.591	0	0	.000	282	452	.624	434	609	1043	7.6	419	22	97	194	249	212	1790	13.0

11.

#24 TANYA HAAVE » 1,771 CAREER POINTS

6'2" » FORWARD » EVERGREEN, COLORADO

Year	GP	GS	Min	Avg	FG	FGA	Pct	3FG3FGA	Pct	FT	FTA	Pct	Off	Def	Tot	Avg	PF	FO	Ast	TO	Blk	Stl	Pts	Avg	
80-81	30	2	470	15.7	109	207	.527	0	0	.000	29	35	.829	46	60	106	3.5	54	0	39	52	3	14	247	8.2
81-82	32	26	1030	32.2	184	353	.521	0	0	.000	52	63	.825	92	131	223	7.0	94	4	104	90	9	29	420	13.1
82-83	33	33	1042	31.6	252	493	.511	0	0	.000	110	131	.840	113	132	245	7.4	88	2	81	117	10	41	614	18.6
83-84	33	33	960	29.1	201	403	.499	0	0	.000	88	113	.779	69	110	179	5.4	97	4	47	99	13	50	490	14.8
TOTAL	128	94	3502	27.4	746	1456	.512	0	0	.000	279	342	.816	320	433	753	5.9	333	10	271	358	35	134	1771	13.8

12.

#14 MARY OSTROWSKI » 1,729 CAREER POINTS

6'2" » FORWARD » PARKERSBURG, WEST VIRGINIA

Year	GP	GS	Min	Avg	FG	FGA	Pct	3FG3FGA	Pct	FT	FTA	Pct	Off	Def	Tot	Avg	PF	FO	Ast	TO	Blk	Stl	Pts	Avg	
80-81	29	17	602	20.8	124	231	.537	0	0	.000	84	115	.730	95	108	203	7.0	71	0	46	71	16	41	332	11.4
81-82	32	32	1000	31.3	179	341	.525	0	0	.000	100	146	.685	118	155	273	8.5	101	4	93	91	24	65	458	14.3
82-83	33	32	942	28.5	190	324	.586	0	0	.000	66	94	.702	111	139	250	7.6	75	1	91	95	15	61	446	13.5
83-84	31	29	955	30.8	194	376	.516	0	0	.000	105	136	.772	99	169	268	8.6	74	0	100	97	21	45	493	15.9
TOTAL	125	110	3499	28.0	687	1272	.540	0	0	.000	355	491	.723	423	571	994	8.0	321	5	330	354	76	212	1729	13.8

13.

#5 SHANNA ZOLMAN » 1,706 CAREER POINTS

5'10" » GUARD » SYRACUSE, INDIANA

Year	GP	GS	Min	Avg	FG	FGA	Pct	3FG3FGA	Pct	FT	FTA	Pct	Off	Def	Tot	Avg	PF	FO	Ast	TO	Blk	Stl	Pts	Avg	
02-03	38	0	693	18.2	95	227	.419	37	96	.385	58	65	.892	27	51	78	2.1	40	0	64	63	3	32	285	7.5
03-04	35	30	1055	30.1	142	325	.437	58	136	.426	88	92	.957	11	88	99	2.8	68	0	71	82	3	35	430	12.3
04-05	35	24	968	27.7	147	333	.441	68	156	.436	75	87	.862	5	76	81	2.3	47	0	63	56	2	35	437	12.5
05-06	36	35	1203	33.4	183	426	.433	103	238	.433	85	90	.944	9	95	104	2.9	47	0	114	80	2	28	554	15.4
TOTAL	144	89	3919	27.2	567	1308	.433	266	626	.425	306	334	.916	52	310	362	2.5	202	0	312	281	10	130	1706	11.8

14.

#43 SHYRA ELY » 1,673 CAREER POINTS
6'2" » FORWARD » INDIANAPOLIS, INDIANA

Year	GP	GS	Min	Avg	FG	FGA	Pct	3FG3FGA	Pct	FT	FTA	Pct	Off	Def	Tot	Avg	PF	FO	Ast	TO	Blk	Stl	Pts	Avg
01-02	33	22	691	20.9	123	251	.490	0	1.000	62	106	.585	60	117	177	5.4	86	2	36	77	13	27	308	9.3
02-03	36	8	804	22.3	142	287	.495	3	8.375	67	94	.713	70	168	238	6.6	77	0	47	82	12	42	354	9.8
03-04	35	35	1055	30.1	213	443	.481	0	1.000	82	121	.678	101	178	279	8.0	80	2	53	92	13	44	508	14.5
04-05	35	31	1082	30.9	193	423	.456	5	17.294	112	155	.723	72	174	246	7.0	84	1	58	113	10	54	503	14.4
TOTAL	139	96	3632	26.1	671	1404	.478	8	27.296	323	476	.679	303	637	940	6.8	327	5	194	364	48	167	1673	12.0

15.

#25 GLORY JOHNSON » 1,643 CAREER POINTS
6'3" » FORWARD » KNOXVILLE, TENNESSEE

Year	GP	GS	Min	Avg	FG	FGA	Pct	3FG3FGA	Pct	FT	FTA	Pct	Off	Def	Tot	Avg	PF	FO	Ast	TO	Blk	Stl	Pts	Avg
08-09	33	28	804	24.4	109	270	.404	0	2.000	117	190	.616	105	131	236	7.2	73	1	21	88	12	35	335	10.2
09-10	35	25	884	25.3	124	271	.458	1	11.000	105	162	.648	97	171	268	7.7	75	1	34	75	11	45	354	10.1
10-11	37	29	912	24.6	155	290	.534	0	0.000	133	227	.586	138	221	359	9.7	86	3	46	90	28	50	443	12.0
11-12	36	36	1077	29.9	186	346	.538	1	2.500	138	217	.636	132	223	355	9.9	87	2	39	85	41	49	511	11.7
TOTAL	141	118	3697	26.2	574	1177	.488	2	5.400	493	796	.619	472	725	1218	8.6	321	7	140	338	92	179	1643	11.7

16.

#53 DANA JOHNSON » 1,621 CAREER POINTS
6'2" » CENTER » BALTIMORE, MARYLAND

Year	GP	GS	Min	Avg	FG	FGA	Pct	3FG3FGA	Pct	FT	FTA	Pct	Off	Def	Tot	Avg	PF	FO	Ast	TO	Blk	Stl	Pts	Avg
91-92	31	2	502	16.2	91	197	.462	0	0.000	57	99	.576	77	95	172	5.5	77	4	5	53	21	25	239	7.7
92-93	32	13	728	22.8	143	268	.534	0	0.000	64	109	.587	93	89	182	5.7	83	1	6	38	18	33	350	10.9
93-94	33	33	810	24.5	173	317	.546	0	0.000	109	171	.637	104	137	241	7.3	89	0	19	62	11	34	455	13.8
94-95	37	36	911	24.6	215	350	.614	0	0.000	147	205	.717	94	195	289	7.8	86	0	11	73	13	36	577	15.6
TOTAL	133	84	2951	22.2	622	1132	.549	0	0.000	377	584	.646	368	516	884	6.6	335	5	41	226	63	128	1621	12.2

17.

#21 MERCEDES RUSSELL » 1,597 CAREER POINTS
6'6" » CENTER » SPRINGFIELD, OREGON

Year	GP	GS	Min	Avg	FG	FGA	Pct	3FG3FGA	Pct	FT	FTA	Pct	Off	Def	Tot	Avg	PF	FO	Ast	TO	Blk	Stl	Pts	Avg			
13-14	35	5	647	18.5	93	156	.596	0	0.000	36	70	.514	67	107	174	5.0	53	0	18	45	40	14	222	6.3			
14-15	Redshirted																										
15-16	36	31	1054	29.3	148	270	.548	0	0.000	61	112	.545	104	195	299	8.3	75	1	28	61	66	16	357	9.9			
16-17	32	32	1108	34.6	199	354	.562	0	0.000	116	173	.671	77	232	309	9.7	75	1	38	64	45	23	514	16.1			
17-18	33	33	1079	32.7	207	355	.583	0	0.000	90	132	.682	112	191	303	9.2	69	0	27	48	44	39	503	15.3			
TOTAL	136	101	3888	28.6	647	1135	.570	0	0.000	303	487	.622	360	725	1085	8.0	272	2	111	218	195	92	1597	11.7			

18.

#52 DEBBIE GROOVER » 1,580 CAREER POINTS
6'0" » CENTER » CANTON, GEORGIA

Year	GP	GS	Min	Avg	FG	FGA	Pct	3FG3FGA	Pct	FT	FTA	Pct	Off	Def	Tot	Avg	PF	FO	Ast	TO	Blk	Stl	Pts	Avg
77-78	31				105	235	.440			105	135	.777			173	5.6	72	1	58				315	10.1
78-79	39				181	351	.520			111	134	.820			338	8.7	103	3	60	107	14	95	473	12.1
79-80	38				176	336	.524			84	113	.743			268	7.1	94	2	114	85	17	78	436	11.5
80-81	31				150	328	.457			56	75	.747			178	5.7	78	3	65	50	6	33	356	11.5
TOTAL	139				612	1250	.490			356	457	.779			957	6.9	347	9	297	242	37	206	1580	11.4

19.

#23 NIKKI MCCRAY » 1,572 CAREER POINTS
5'11" » FORWARD » COLLIERVILLE, TENNESSEE

Year	GP	GS	Min	Avg	FG	FGA	Pct	3FG3FGA	Pct	FT	FTA	Pct	Off	Def	Tot	Avg	PF	FO	Ast	TO	Blk	Stl	Pts	Avg
91-92	31	18	475	15.3	87	174	.500	2	10.200	39	53	.736	52	62	114	3.7	60	1	25	49	1	60	215	6.9
92-93	32	21	750	23.4	133	286	.465	0	0.000	83	115	.722	76	69	145	4.5	73	0	61	65	3	86	349	10.9
93-94	33	33	921	27.9	213	421	.506	0	1.000	111	158	.703	81	149	230	7.0	76	0	79	86	3	80	537	16.3
94-95	31	29	916	29.5	193	392	.492	2	15.133	83	122	.680	78	104	182	5.9	66	0	82	68	2	63	471	15.2
TOTAL	127	101	3062	24.1	626	1273	.492	4	26.154	316	448	.705	287	384	671	5.3	275	1	247	268	9	289	1572	12.4

20.

#32 CINDY NOBLE » 1,561 POINTS AT UT *(overall total of 1,930/transfer from Ohio State)*
6'5" » CENTER » CLARKSBURG, OHIO

Year	GP	GS	Min	Avg	FG	FGA	Pct	3FG3FGA	Pct	FT	FTA	Pct	Off	Def	Tot	Avg	PF	FO	Ast	TO	Blk	Stl	Pts	Avg
77-78 (OSU)	30				163	336	.485			43	57	.754			236	7.8	87	5					369	12.3
78-79 (UT)	34				170	292	.587			94	124	.760			212	6.2	96	2	24	94	17	43	434	12.8
79-80 (UT)	38				266	392	.678			145	182	.796			288	7.6	118	5	34	114	26	62	677	17.8
80-81 (UT)	31	30			178	298	.597			94	128	.734			227	7.3	77	3	20	52	47	46	450	14.5
TOTAL	133				777	1318	.590			376	491	.766			963	7.2	378	15	78	260	90	151	1930	14.5

21.

#12 BASHAARA GRAVES » 1,509 CAREER POINTS

6'2" » FORWARD » CLARKSVILLE, TENNESSEE

Year	GP	GS	Min	Avg	FG	FGA	Pct	3FG	3FGA	Pct	FT	FTA	Pct	Off	Def	Tot	Avg	PF	FO	Ast	TO	Blk	Stl	Pts	Avg
12-13	35	34	1046	29.9	165	316	.522	0	4	0.000	131	187	.701	120	161	281	8.0	64	1	42	66	13	49	461	13.2
13-14	35	30	875	25.0	122	228	.535	0	3	0.000	82	119	.689	111	127	238	6.8	68	1	42	53	8	14	326	9.3
14-15	36	34	1024	28.4	137	272	.504	0	1	0.000	108	146	.740	126	126	252	7.0	72	2	74	63	19	35	382	10.6
15-16	33	30	979	29.7	128	238	.538	0	3	0.000	84	114	.737	109	164	273	8.3	69	0	44	46	11	31	340	10.3
TOTAL	139	128	3924	28.2	552	1054	.524	0	11	0.000	405	566	.716	466	578	1044	7.5	273	4	202	228	51	129	1509	10.9

22.

#13 GWEN JACKSON » 1,508 CAREER POINTS

6'2" » FORWARD » EUFAULA, ALABAMA

Year	GP	GS	Min	Avg	FG	FGA	Pct	3FG	3FGA	Pct	FT	FTA	Pct	Off	Def	Tot	Avg	PF	FO	Ast	TO	Blk	Stl	Pts	Avg
99-00	37	3	601	16.2	71	155	.458	4	13	.308	58	91	.637	70	95	165	4.5	50	0	20	62	17	27	204	5.5
00-01	34	30	833	24.5	144	296	.486	16	34	.471	93	118	.788	91	125	213	6.3	57	0	27	56	28	21	397	11.7
01-02	28	23	634	22.6	105	223	.471	9	28	.321	76	95	.800	75	99	174	6.2	47	1	27	48	11	28	295	10.5
02-03	38	38	944	24.8	234	409	.572	26	65	.400	118	156	.756	124	110	234	6.2	55	0	34	69	22	31	612	16.1
TOTAL	137	94	3012	22.0	554	1083	.512	55	140	.393	345	460	.750	360	426	786	5.7	209	1	108	235	78	107	1508	11.0

23.

#00 MICHELLE SNOW » 1,497 CAREER POINTS

6'5" » CENTER » PENSACOLA, FLORIDA

Year	GP	GS	Min	Avg	FG	FGA	Pct	3FG	3FGA	Pct	FT	FTA	Pct	Off	Def	Tot	Avg	PF	FO	Ast	TO	Blk	Stl	Pts	Avg
98-99	34	16	740	21.8	117	195	.600	0	0	0.000	56	108	.519	73	145	218	6.4	101	5	12	63	46	24	290	8.5
99-00	37	33	919	24.8	181	326	.555	0	1	0.000	73	116	.629	95	137	232	6.3	102	1	16	81	47	28	435	11.8
00-01	33	28	771	23.4	143	250	.573	0	0	0.000	79	130	.608	74	150	224	6.8	90	2	26	74	46	21	365	11.1
01-02	33	28	823	24.9	144	286	.502	0	0	0.000	119	158	.753	63	151	214	6.5	82	1	17	58	55	24	407	12.3
TOTAL	137	105	3253	23.7	585	1057	.553	0	1	0.000	327	512	.639	305	583	888	6.5	375	9	71	276	194	97	1497	10.9

24.

#32 DAEDRA CHARLES » 1,495 CAREER POINTS

6'3" » CENTER » DETROIT MICHIGAN

Year	GP	GS	Min	Avg	FG	FGA	Pct	3FG	3FGA	Pct	FT	FTA	Pct	Off	Def	Tot	Avg	PF	FO	Ast	TO	Blk	Stl	Pts	Avg
88-89	37	23	916	24.8	139	258	.539	0	0	0.000	85	151	.563	101	148	249	6.7	82	1	27	98	20	57	363	9.8
89-90	33	33	972	29.5	212	385	.551	0	0	0.000	101	180	.561	145	142	287	8.7	86	1	29	73	36	50	525	15.9
90-91	35	35	1058	30.2	243	434	.560	0	0	0.000	121	208	.582	138	184	322	9.2	103	6	37	88	39	72	607	17.3
TOTAL	105	91	2946	28.1	594	1077	.552	0	0	0.000	307	539	.570	384	474	858	8.2	271	8	93	259	95	179	1495	14.2

25.

#11 DENA HEAD » 1,483 CAREER POINTS

5'11" » GUARD » CANTON, MICHIGAN

Year	GP	GS	Min	Avg	FG	FGA	Pct	3FG	3FGA	Pct	FT	FTA	Pct	Off	Def	Tot	Avg	PF	FO	Ast	TO	Blk	Stl	Pts	Avg
88-89	37	16	830	22.4	86	196	.439	0	2	0.000	66	89	.742	30	82	112	3.0	61	0	112	119	8	42	238	6.4
89-90	33	33	950	28.8	147	325	.452	1	1	1.000	81	112	.723	77	99	176	5.3	67	0	126	104	11	55	376	11.4
90-91	35	32	1044	29.8	163	324	.503	25	51	.490	107	150	.713	65	133	198	5.7	79	1	125	127	10	57	458	13.1
91-92	30	30	819	27.3	148	304	.487	14	39	.359	101	141	.716	86	68	154	5.1	77	2	76	85	7	60	411	13.7
TOTAL	135	111	3643	27.0	544	1149	.473	40	93	.430	355	492	.722	258	382	640	4.7	284	3	439	435	36	214	1483	11.0

26.

#5 ANGIE BJORKLUND » 1,469 CAREER POINTS

6'0" » GUARD/FORWARD » SPOKANE VALLEY, WASHINGTON

Year	GP	GS	Min	Avg	FG	FGA	Pct	3FG	3FGA	Pct	FT	FTA	Pct	Off	Def	Tot	Avg	PF	FO	Ast	TO	Blk	Stl	Pts	Avg
07-08	38	30	905	23.8	115	298	.386	68	185	.368	20	23	.870	42	78	120	3.2	79	3	52	62	5	31	318	8.4
08-09	28	25	892	31.9	122	319	.382	62	152	.408	38	48	.792	38	45	83	3.0	73	1	74	64	9	30	344	12.3
09-10	35	34	1141	32.6	178	427	.417	102	239	.427	29	39	.744	20	76	96	2.7	58	0	100	62	6	33	487	13.9
10-11	31	24	843	27.2	114	262	.435	73	162	.451	19	25	.760	26	56	82	2.6	57	0	68	41	10	24	320	10.3
TOTAL	132	113	3801	28.8	529	1306	.405	305	738	.413	106	135	.785	126	255	381	2.9	267	4	294	229	30	118	1469	11.1

27.

#31 JAIME NARED » 1,460 CAREER POINTS

6'2" » GUARD/FORWARD » PORTLAND, OREGON

Year	GP	GS	Min	Avg	FG	FGA	Pct	3FG	3FGA	Pct	FT	FTA	Pct	Off	Def	Tot	Avg	PF	FO	Ast	TO	Blk	Stl	Pts	Avg
14-15	36	3	566	15.7	60	159	.377	8	36	.222	59	71	.831	55	72	127	3.5	45	0	38	32	12	24	187	5.2
15-16	27	26	676	25.0	75	219	.342	13	49	.265	60	81	.741	60	70	130	4.8	55	2	44	47	8	22	223	8.3
16-17	32	32	1092	34.1	161	381	.423	37	98	.378	141	161	.876	77	143	220	6.9	89	6	53	61	11	37	500	15.6
17-18	33	33	1103	33.4	177	453	.391	27	112	.241	169	206	.820	70	175	245	7.4	64	2	84	62	20	73	550	16.7
TOTAL	128	94	3437	26.9	473	1212	.390	85	295	.288	429	519	.827	262	460	722	5.6	253	10	219	202	51	156	1460	11.4

RECORDS

28.

#44 CINDY BROGDON » 1,458 POINTS AT UT (overall total of 3,204/transfer from Mercer) 5'10" » FORWARD » BUFORD, GEORGIA

Year	GP	GS	Min	Avg	FG	FGA	Pct	3FG	3FGA	Pct	FT	FTA	Pct	Off	Def	Tot	Avg	PF	FO	Ast	TO	Blk	Stl	Pts	Avg
75-76 (Mercer)	30				348	706	.490				206	247	.830			319	10.6	75	1					902	30.1
76-77 (Mercer)	28				335	690	.490				174	216	.810			286	10.2	75	3	116				844	30.1
77-78 (UT)	31				286	593	.482				102	118	.864			238	7.6	59	1	111				674	21.7
78-79 (UT)	39				344	693	.496				96	118	.813			185	4.7	87	1	150				784	20.1
TOTAL	128				1313	2682	.490				578	699	.827			1028	8.3	296	6	377				3204	25.0

29.

#30 SHELIA COLLINS » 1,423 CAREER POINTS 5'9" » GUARD » COLBERT, GEORGIA

Year	GP	GS	Min	Avg	FG	FGA	Pct	3FG	3FGA	Pct	FT	FTA	Pct	Off	Def	Tot	Avg	PF	FO	Ast	TO	Blk	Stl	Pts	Avg
81-82	29	21	809	27.9	155	362	.428	0	0	0.000	102	135	.756	82	86	168	5.8	94	3	68	100	30	72	412	14.2
82-83	12	0	187	15.6	41	79	.519	0	0	0.000	21	31	.677	19	20	39	3.3	36	2	14	27	9	103	8.6	
83-84	33	26	837	25.4	142	352	.403	0	0	0.000	61	98	.622	57	74	131	4.0	98	3	113	90	16	84	345	10.5
84-85	31	31	911	29.4	213	487	.437	0	0	0.000	137	175	.783	136	154	290	9.4	96	2	72	99	20	113	563	18.2
TOTAL	105	78	2744	26.1	551	1280	.430	0	0	0.000	321	439	.731	294	334	628	6.0	324	10	267	316	75	278	1423	13.6

30.

#14 ALEXIS HORNBuckle » 1,333 CAREER POINTS 5'11" » GUARD » CHARLESTON, WEST VIRGINIA

Year	GP	GS	Min	Avg	FG	FGA	Pct	3FG	3FGA	Pct	FT	FTA	Pct	Off	Def	Tot	Avg	PF	FO	Ast	TO	Blk	Stl	Pts	Avg
04-05	35	21	905	25.9	116	261	.444	9	27	.333	60	99	.606	71	119	190	5.4	90	3	110	80	21	64	301	8.6
05-06	29	24	802	27.7	102	244	.418	9	38	.237	73	98	.745	55	100	155	5.3	72	1	113	79	14	91	286	9.9
06-07	37	37	1138	30.8	150	341	.440	29	84	.345	49	67	.731	71	119	190	5.1	92	1	146	100	17	114	378	10.2
07-08	37	37	1160	31.4	141	318	.443	39	92	.424	47	70	.671	83	122	205	5.5	87	1	134	85	31	104	368	9.9
TOTAL	138	119	4005	29.0	509	1164	.437	86	241	.357	229	334	.686	280	460	740	5.4	341	6	503	344	83	373	1333	9.7

31.

#33 TONYA EDWARDS » 1,309 CAREER POINTS 5'10" » GUARD » FLINT, MICHIGAN

Year	GP	GS	Min	Avg	FG	FGA	Pct	3FG	3FGA	Pct	FT	FTA	Pct	Off	Def	Tot	Avg	PF	FO	Ast	TO	Blk	Stl	Pts	Avg
86-87	34	5	627	18.4	107	248	.431	0	0	0.000	89	114	.781	30	61	91	2.7	83	4	76	77	6	46	303	8.9
87-88	34	11	825	24.3	158	345	.458	7	14	.500	115	153	.752	77	88	165	4.9	76	1	112	106	11	78	438	12.9
88-89	20	20	504	25.2	67	149	.450	1	9	.111	59	74	.797	14	45	59	3.0	43	1	67	68	3	46	194	9.7
89-90	33	33	894	27.1	126	300	.420	14	38	.368	108	142	.761	25	79	104	3.2	82	0	111	93	2	56	374	11.3
TOTAL	121	69	2850	23.6	458	1042	.440	22	61	.361	371	483	.768	146	273	419	3.5	284	6	366	344	22	226	1309	10.8

32.

#5 LATINA DAVIS » 1,260 CAREER POINTS 5'6" » GUARD » WINCHESTER, TENNESSEE

Year	GP	GS	Min	Avg	FG	FGA	Pct	3FG	3FGA	Pct	FT	FTA	Pct	Off	Def	Tot	Avg	PF	FO	Ast	TO	Blk	Stl	Pts	Avg
92-93	32	0	525	16.4	54	149	.362	9	41	.220	74	100	.740	52	47	99	3.1	73	3	46	50	7	45	191	6.0
93-94	33	0	617	18.7	97	200	.485	10	31	.323	51	58	.879	48	67	115	3.5	92	5	59	53	5	50	255	7.7
94-95	36	34	972	27.0	131	295	.444	13	37	.351	101	126	.802	73	85	158	4.4	111	3	63	75	2	53	376	10.4
95-96	35	35	1025	29.3	172	345	.499	4	12	.333	90	127	.709	79	94	173	4.9	95	3	92	69	6	50	438	12.5
TOTAL	136	69	3139	23.1	454	989	.459	36	121	.298	316	411	.769	252	293	545	4.0	371	14	260	247	20	198	1260	9.3

33.

#52 ABBY CONKLIN » 1,226 CAREER POINTS 6'3" » FORWARD » CHARLESTOWN, INDIANA

Year	GP	GS	Min	Avg	FG	FGA	Pct	3FG	3FGA	Pct	FT	FTA	Pct	Off	Def	Tot	Avg	PF	FO	Ast	TO	Blk	Stl	Pts	Avg
93-94	33	0	371	11.2	61	123	.496	5	18	.278	31	40	.775	26	50	76	2.3	39	0	13	26	21	13	158	4.8
94-95	37	8	615	16.6	78	220	.355	32	113	.283	30	34	.882	38	70	108	2.9	50	0	25	45	19	16	218	5.9
95-96	35	30	951	27.2	160	353	.453	38	90	.422	47	66	.712	69	122	191	5.5	79	0	41	44	32	30	405	11.6
96-97	38	25	920	24.2	165	376	.439	49	128	.383	66	79	.835	53	129	182	4.8	90	2	32	52	30	32	445	11.7
TOTAL	143	63	2857	20.0	464	1072	.433	124	349	.355	174	219	.795	186	371	557	3.9	258	2	111	167	102	91	1226	8.6

34.

#5 ARIEL MASSEGALE » 1,161 CAREER POINTS 5'7" » GUARD » BOLINGBROOK, ILLINOIS

Year	GP	GS	Min	Avg	FG	FGA	Pct	3FG	3FGA	Pct	FT	FTA	Pct	Off	Def	Tot	Avg	PF	FO	Ast	TO	Blk	Stl	Pts	Avg
11-12	33	24	936	28.4	77	199	.387	25	75	.333	66	85	.776	13	64	77	2.3	61	1	162	76	2	45	245	7.4
12-13	35	30	1085	31.0	86	232	.371	34	97	.351	70	90	.778	3	88	91	2.6	60	0	158	92	1	35	276	7.9
13-14	19	19	581	30.6	70	182	.385	31	81	.383	67	80	.838	7	54	61	3.2	23	0	110	47	0	27	238	12.5
14-15	35	13	1058	30.2	127	337	.377	74	202	.366	74	86	.860	9	83	92	2.6	35	0	88	58	0	23	402	11.5
TOTAL	122	86	3660	30.0	360	950	.379	164	455	.360	277	341	.812	32	289	321	2.6	179	1	518	273	3	130	1161	9.5

35.

#21 LISA HARRISON » 1,135 CAREER POINTS 6'0" » FORWARD » LOUISVILLE, KENTUCKY

Year	GP	GS	Min	Avg	FG	FGA	Pct	3FG	3FGA	Pct	FT	FTA	Pct	Off	Def	Tot	Avg	PF	FO	Ast	TO	Blk	Stl	Pts	Avg
89-90	33	10	682	20.7	107	231	.463	0	2	.000	41	65	.631	64	95	159	4.8	51	0	50	63	9	32	255	7.7
90-91	34	21	867	25.5	114	289	.394	0	1	.000	31	61	.508	70	121	191	5.6	71	1	72	67	12	28	259	7.6
91-92	31	15	636	20.5	75	193	.389	0	2	.000	24	33	.727	58	103	161	5.2	40	0	60	35	11	40	174	5.6
92-93	32	32	953	29.8	196	419	.468	1	4	.250	54	87	.621	111	189	300	9.4	54	0	82	52	9	65	447	14.0
TOTAL	130	78	3138	24.1	492	1132	.435	1	9	.111	150	246	.610	303	508	811	6.2	216	1	264	217	41	165	1135	8.7

36.

#44 LEA HENRY » 1,128 CAREER POINTS 5'4" » GUARD » DAMASCUS, GEORGIA

Year	GP	GS	Min	Avg	FG	FGA	Pct	3FG	3FGA	Pct	FT	FTA	Pct	Off	Def	Tot	Avg	PF	FO	Ast	TO	Blk	Stl	Pts	Avg
79-80	38				160	348	.460				8	17	.470			77	2.0	63	0	119	93	3	66	328	8.6
80-81	31	31	1131	36.5	145	282	.514				28	43	.651			67	2.2	62	0	165	69	4	50	318	10.3
81-82	32	25	1005	31.4	106	254	.417				22	39	.564			38	1.2	54	1	158	78	1	40	234	7.3
82-83	33	33	978	29.6	107	229	.467				34	47	.723			63	1.9	76	3	145	77	4	70	248	7.5
TOTAL	134				518	1113	.465				92	146	.630			245	1.8	255	4	587	317	12	226	1128	8.4

37.

#55 PAULA TOWNS » 1,104 CAREER POINTS 6'1" » CENTER » FORT VALLEY, GEORGIA

Year	GP	GS	Min	Avg	FG	FGA	Pct	3FG	3FGA	Pct	FT	FTA	Pct	Off	Def	Tot	Avg	PF	FO	Ast	TO	Blk	Stl	Pts	Avg
80-81	24	0	153	6.4	11	32	.344	0	0	.000	18	29	.621	28	31	59	2.5	14	1	3	15	1	6	40	1.7
81-82	31	30	951	30.7	184	321	.573	0	0	.000	73	99	.737	105	141	246	7.9	107	5	9	72	8	48	441	14.2
82-83	28	25	710	25.4	134	256	.523	0	0	.000	44	67	.657	96	109	205	7.3	88	4	4	43	13	32	312	11.1
83-84	33	30	816	24.7	133	262	.508	0	0	.000	45	63	.714	115	127	242	7.3	92	2	6	62	12	26	311	9.4
TOTAL	116	85	2630	22.7	462	871	.530	0	0	.000	180	258	.698	344	408	752	6.5	301	12	22	192	34	112	1104	9.5

38.

#55 NICKY ANOSIKE » 1,099 CAREER POINTS 6'4" » FORWARD/CENTER » STATEN ISLAND, NEW YORK

Year	GP	GS	Min	Avg	FG	FGA	Pct	3FG	3FGA	Pct	FT	FTA	Pct	Off	Def	Tot	Avg	PF	FO	Ast	TO	Blk	Stl	Pts	Avg
04-05	35	25	709	20.3	57	155	.368	0	0	.000	119	181	.657	104	110	214	6.1	104	5	50	60	33	48	233	6.7
05-06	36	34	844	23.4	78	153	.510	0	0	.000	99	139	.712	96	98	194	5.4	104	3	55	63	47	51	255	7.1
06-07	37	36	1001	27.1	100	234	.427	0	0	.000	78	130	.600	113	116	229	6.2	104	6	60	72	41	49	278	7.5
07-08	38	38	954	25.1	124	272	.456	0	0	.000	85	136	.625	124	153	277	7.3	99	5	81	70	40	65	333	8.8
TOTAL	146	133	3508	24.0	359	814	.441	0	0	.000	381	586	.650	437	477	914	6.3	411	19	246	265	161	213	1099	7.5

39.

#10 TIFFANY WOOSLEY » 1,096 CAREER POINTS 5'6" » GUARD » SHELBYVILLE, TENNESSEE

Year	GP	GS	Min	Avg	FG	FGA	Pct	3FG	3FGA	Pct	FT	FTA	Pct	Off	Def	Tot	Avg	PF	FO	Ast	TO	Blk	Stl	Pts	Avg
91-92	31	4	621	20.0	87	205	.424	28	69	.406	73	92	.793	17	48	65	2.1	39	0	57	61	2	24	275	8.9
92-93	32	32	1008	31.5	118	319	.370	46	137	.336	86	104	.827	16	62	78	2.4	61	0	93	81	1	51	368	11.5
93-94	33	29	967	29.3	119	263	.452	46	101	.455	110	125	.880	12	53	65	2.0	52	0	106	87	2	34	394	11.9
94-95	8	5	234	29.3	16	52	.308	12	31	.387	15	27	.556	6	15	21	2.6	11	0	8	16	1	12	59	7.4
TOTAL	104	70	2830	27.2	340	839	.405	132	338	.391	284	348	.816	51	178	229	2.2	163	0	264	245	6	121	1096	10.5

40.

#1 SIDNEY SPENCER » 1,088 CAREER POINTS 6'3" » FORWARD » HOOVER, ALABAMA

Year	GP	GS	Min	Avg	FG	FGA	Pct	3FG	3FGA	Pct	FT	FTA	Pct	Off	Def	Tot	Avg	PF	FO	Ast	TO	Blk	Stl	Pts	Avg
03-04	35	0	589	16.8	68	156	.436	11	38	.289	44	56	.786	49	73	122	3.5	85	1	33	40	8	14	191	5.5
04-05	25	13	469	18.8	47	120	.392	7	20	.350	28	35	.800	43	56	99	4.0	46	2	18	28	16	15	129	5.2
05-06	36	23	915	25.4	124	271	.458	53	122	.434	37	40	.925	52	72	124	3.4	75	2	46	46	10	28	338	9.4
06-07	37	37	1060	28.6	157	373	.421	62	156	.397	54	60	.900	79	77	156	4.2	81	1	39	58	10	40	430	11.6
TOTAL	133	73	3033	22.8	396	920	.430	133	336	.396	163	191	.853	223	278	501	3.8	287	6	136	172	44	97	1088	8.2

41.

#20 PEGGY EVANS » 1,076 CAREER POINTS 6'0" » CENTER » DETROIT, MICHIGAN

Year	GP	GS	Min	Avg	FG	FGA	Pct	3FG	3FGA	Pct	FT	FTA	Pct	Off	Def	Tot	Avg	PF	FO	Ast	TO	Blk	Stl	Pts	Avg
90-91	35	7	696	19.9	117	218	.537	0	0	.000	64	86	.744	97	100	197	5.6	91	5	12	61	8	24	298	8.5
91-92	31	30	808	26.1	186	350	.531	0	0	.000	86	150	.573	97	104	201	6.5	80	4	33	58	13	60	458	14.8
92-93	28	24	694	24.8	137	296	.463	0	1	.000	46	72	.639	94	80	174	6.2	72	2	30	57	9	30	320	11.4
TOTAL	94	61	2198	23.4	440	864	.509	0	1	.000	196	308	.636	288	284	572	6.1	243	11	75	176	30	114	1076	11.4

GENERAL

STARF

PLAYERS

REVIEW

HISTORY

FACILITIES

NCAA

SEC

RECORDS

MEDIA INFO



42.

#11 CIERRA BURDICK » 1,072 CAREER POINTS
6'2" » FORWARD » CHARLOTTE, NORTH CAROLINA

Year	GP	GS	Min	Avg	FG	FGA	Pct	3FG	3FGA	Pct	FT	FTA	Pct	Off	Def	Tot	Avg	PF	FO	Ast	TO	Blk	Stl	Pts	Avg
11-12	36	3	485	13.5	63	136	.463	4	12	.333	35	46	.761	33	68	101	2.8	45	0	34	40	21	10	165	4.6
12-13	27	16	657	24.3	86	190	.453	6	17	.353	49	64	.766	68	111	179	6.6	71	1	41	53	21	23	227	8.4
13-14	35	25	971	27.7	117	298	.393	9	25	.360	63	83	.759	82	174	256	7.3	81	3	70	68	14	22	306	8.7
14-15	34	29	990	29.1	138	316	.437	13	35	.371	85	103	.825	85	173	258	7.6	78	1	91	95	17	38	374	11.0
TOTAL	132	73	3103	23.5	404	940	.430	32	89	.360	232	296	.784	268	526	794	6.0	275	5	236	256	73	93	1072	8.1

43.

#20 ISABELLE HARRISON » 1,071 CAREER POINTS
6'3" » CENTER » NASHVILLE, TENNESSEE

Year	GP	GS	Min	Avg	FG	FGA	Pct	3FG	3FGA	Pct	FT	FTA	Pct	Off	Def	Tot	Avg	PF	FO	Ast	TO	Blk	Stl	Pts	Avg
11-12	31	0	259	8.4	33	90	.367	0	1	.000	36	58	.621	38	45	83	2.7	40	1	3	23	17	7	102	3.3
12-13	25	17	519	20.8	97	200	.485	0	0	.000	44	63	.698	60	128	188	7.5	52	0	23	68	52	26	238	9.5
13-14	35	34	806	23.0	183	317	.577	0	0	.000	109	163	.669	109	217	326	9.3	94	2	35	96	36	33	475	13.6
14-15	21	17	473	22.5	99	210	.471	0	0	.000	58	90	.644	58	123	181	8.6	47	1	15	54	26	13	256	12.2
TOTAL	112	68	2057	18.4	412	817	.504	0	1	.000	247	374	.660	265	513	778	6.9	233	4	76	241	131	79	1071	9.6

44.

#13 TABER SPANI » 1,053 CAREER POINTS
6'1" » GUARD/FORWARD » LEE'S SUMMIT, MISSOURI

Year	GP	GS	Min	Avg	FG	FGA	Pct	3FG	3FGA	Pct	FT	FTA	Pct	Off	Def	Tot	Avg	PF	FO	Ast	TO	Blk	Stl	Pts	Avg
09-10	33	16	635	19.2	69	167	.413	26	71	.366	28	37	.757	41	49	90	2.7	40	0	43	41	8	11	192	5.8
10-11	37	26	842	22.8	108	250	.432	35	95	.368	44	55	.800	51	102	153	4.1	44	0	51	51	8	17	295	8.0
11-12	27	15	562	20.8	61	164	.372	34	85	.400	23	30	.767	25	44	69	2.6	21	0	34	39	6	11	179	6.6
12-13	35	26	971	27.7	137	307	.446	48	130	.369	65	76	.855	49	108	157	4.5	47	0	41	46	12	20	387	11.1
TOTAL	132	83	3010	22.8	375	888	.422	143	381	.375	160	198	.808	166	303	469	3.6	152	0	169	177	34	59	1053	8.0

45.

#11 DIAMOND DESHIELDS » 1,018 POINTS AT UT *(overall total of 1,666/transfer from North Carolina)*
6'1" » GUARD » NORCROSS, GEORGIA

Year	GP	GS	Min	Avg	FG	FGA	Pct	3FG	3FGA	Pct	FT	FTA	Pct	Off	Def	Tot	Avg	PF	FO	Ast	TO	Blk	Stl	Pts	Avg		
13-14 (UNC)	36	32	1003	27.9	248	582	.426	48	172	.279	104	134	.776	41	153	194	5.4	88	5	92	122	10	61	648	18.0		
14-15 (UT)	Redshirt																										
15-16 (UT)	36	20	965	26.8	195	499	.391	36	145	.248	88	115	.765	50	136	186	5.2	91	2	82	115	29	58	514	14.3		
16-17 (UT)	29	28	971	33.5	178	421	.423	27	81	.333	121	153	.791	38	148	186	6.4	77	2	110	103	29	41	504	17.4		
TOTAL	101	80	2939	29.1	621	1502	.413	111	398	.279	313	402	.779	129	437	566	5.6	256	9	284	340	68	160	1666	16.5		

46.

#3 MICHELLE MARCINIAK » 1,004 POINTS AT UT *(overall total of 1,385/transfer from Notre Dame)*
5'9" » GUARD » MACUNGIE, PENNSYLVANIA

Year	GP	GS	Min	Avg	FG	FGA	Pct	3FG	3FGA	Pct	FT	FTA	Pct	Off	Def	Tot	Avg	PF	FO	Ast	TO	Blk	Stl	Pts	Avg
92-93 (ND)	31	16	814	26.3	142	357	.398	12	60	.200	85	110	.773	40	66	106	3.4	86	2	85	134	10	63	381	12.3
93-94 (UT)	32	4	567	17.7	66	163	.405	22	67	.328	44	64	.688	18	41	59	1.8	57	0	93	73	5	50	198	6.2
94-95 (UT)	36	36	1050	29.2	131	295	.444	31	102	.304	97	133	.729	24	74	98	2.7	77	2	204	132	4	83	390	10.8
95-96 (UT)	36	36	1123	31.2	151	344	.439	13	64	.203	101	127	.795	23	85	108	3.0	70	2	152	101	11	101	416	11.6
TOTAL	135	92	3554	26.3	490	1159	.423	78	293	.266	327	434	.753	105	266	371	2.7	290	6	534	440	30	297	1385	10.3

SPECIAL CONSIDERATION

Senior transfer All-Americans and Olympians Patricia Roberts and Jill Rankin played for the Lady Vols during their senior year only. Though they didn't or haven't become 1,000-point scorers at UT, their career marks are some of the nation's all-time bests.

#44 PATRICIA ROBERTS » 2,447 CAREER POINTS
6'1" » CENTER » MONROE, GEORGIA » 987 POINTS AT UT/2,457 CAREER

Year	GP	GS	Min	Avg	FG	FGA	Pct	3FG	3FGA	Pct	FT	FTA	Pct	Off	Def	Tot	Avg	PF	FO	Ast	TO	Blk	Stl	Pts	Avg								
73-74 (Emporia State)																								373	17.0								
74-75 (Emporia State)																								439	20.9								
75-76 (Emporia State)																								658	27.4								
76-77 (UT)																								987	29.9								
TOTAL	100																				925	1445	.640	234	348	.672	1031	13.1				2447	24.5

#13 JILL RANKIN » 2,851 CAREER POINTS
6'3" » CENTER » PHILLIPS, TEXAS » 730 POINTS AT UT/2,851 CAREER

Year	GP	GS	Min	Avg	FG	FGA	Pct	3FG	3FGA	Pct	FT	FTA	Pct	Off	Def	Tot	Avg	PF	FO	Ast	TO	Blk	Stl	Pts	Avg								
76-77 (Wayland Baptist)	36																								527	14.6							
77-78 (Wayland Baptist)	38																								594	15.6							
78-79 (Wayland Baptist)	34																								1000	29.4							
79-80 (UT)	38																								730	19.2							
TOTAL	146																				1183	2028	.583	485	658	.737	1101	7.5				2851	19.5

GREAT LADY VOL REBOUNDERS

GENERAL

STAFF

PLAYERS

REVIEW

HISTORY

FACILITIES

NCAA

SEC

RECORDS

MEDIA INFO



■ 1,000 CAREER REBOUNDS

1. CHAMIQUE HOLDSCLAW
1,295 CAREER REBOUNDS
(1995-99) » 6-2 » F

YEAR	RBS-AVG
95-96	326-9.1
96-97	367-9.4
97-98	328-8.4
98-99	274-8.1
TOTAL	1295-8.8

2. GLORY JOHNSON
1,218 CAREER REBOUNDS
(2008-12) » 6-3 » F

YEAR	RBS-AVG
08-09	236-7.2
09-10	268-7.7
10-11	359-9.7
11-12	355-9.9
TOTAL	1218-8.6

3. MERCEDES RUSSELL
1,085 CAREER REBOUNDS
(2013-18) » 6-6 » C

YEAR	RBS-AVG
13-14	174-5.0
15-16	299-8.3
16-17	309-9.7
17-18	303-9.2
TOTAL	1085-8.0

4. BASHAARA GRAVES
1,044 CAREER REBOUNDS
(2012-16) » 6-2 » F

YEAR	RBS-AVG
12-13	281-8.0
13-14	238-6.8
14-15	252-7.0
15-16	273-8.3
TOTAL	1044-7.5

5. SHEILA FROST
1,043 CAREER REBOUNDS
(1985-89) » 6-4 » C

YEAR	RBS-AVG
85-86	309-9.4
86-87	216-6.4
87-88	269-7.9
88-89	249-6.7
TOTAL	1043-7.6

6. TAMIKA CATCHINGS
1,004 CAREER REBOUNDS
(1997-01) » 6-1 » F

YEAR	RBS-AVG
97-98	313-8.0
99-99	249-7.3
99-00	292-7.9
00-01	150-8.8
TOTAL	1004-7.9

■ 900 CAREER REBOUNDS

7. MARY OSTROWSKI
994 CAREER REBOUNDS
(1980-84) » 6-2 » F/C

YEAR	RBS-AVG
80-81	203-7.0
81-82	273-8.5
82-83	250-7.6
83-84	268-8.6
TOTAL	994-8.0

8. CANDACE PARKER
972 CAREER REBOUNDS
(2005-08) » 6-4 » G/F/C

YEAR	RBS-AVG
05-06	298-8.3
06-07	352-9.8
07-08	322-8.5
TOTAL	972-8.8

9. DEBBIE GROOVER
957 CAREER REBOUNDS
(1977-81) » 6-0 » C

YEAR	RBS-AVG
77-78	173-5.6
78-79	338-8.7
79-80	268-7.1
80-81	178-5.7
TOTAL	957-6.9

10. RENNIA DAVIS
947 CAREER REBOUNDS
(2017-21) » 6-2 » F

YEAR	RBS-AVG
17-18	250-7.6
18-19	240-7.7
19-20	245-8.2
20-21	212-8.8
TOTAL	947-8.0

11. SHYRA ELY
940 CAREER REBOUNDS
(2001-05) » 6-2 » F

YEAR	RBS-AVG
01-02	177-5.4
02-03	238-6.6
03-04	279-8.0
04-05	246-7.0
TOTAL	940-6.8

12. BRIDGETTE GORDON
915 CAREER REBOUNDS
(1985-89) » 6-0 » F

YEAR	RBS-AVG
85-86	208-6.1
86-87	232-6.8
87-88	224-6.8
88-89	251-7.0
TOTAL	915-6.7

13. NICKY ANOSIKE
914 CAREER REBOUNDS
(2004-08) » 6-4 » F/C

YEAR	RBS-AVG
04-05	214-6.1
05-06	194-5.4
06-07	229-6.2
07-08	277-7.3
TOTAL	914-6.3

14. SHEKINNA STRICKLEN
905 CAREER REBOUNDS
(2008-12) » 6-2 » G/F

YEAR	RBS-AVG
08-09	190-5.9
09-10	213-6.1
10-11	270-7.3
11-12	232-6.6
TOTAL	905-6.5

■ 800 CAREER REBOUNDS

15. MICHELLE SNOW
888 CAREER REBOUNDS
(1998-02) » 6-5 » C

YEAR	RBS-AVG
98-99	218-6.4
99-00	232-6.3
00-01	224-6.8
01-02	214-6.5
TOTAL	888-6.5

16. DANA JOHNSON
884 CAREER REBOUNDS
(1991-95) » 6-2 » C

YEAR	RBS-AVG
91-92	172-5.5
92-93	182-5.7
93-94	241-7.3
94-95	289-7.8
TOTAL	884-6.6

17. DAEDRA CHARLES
858 CAREER REBOUNDS
(1988-91) » 6-3 » C

YEAR	RBS-AVG
88-89	249-6.7
89-90	287-8.7
90-91	322-9.2
TOTAL	858-8.2

18. PASHEN THOMPSON
816 CAREER REBOUNDS
(1993-97) » 6-1 » C

YEAR	RBS-AVG
93-94	185-5.6
94-95	131-5.5
95-96	253-7.2
97-98	247-6.5
TOTAL	816-6.3

19. LISA HARRISON
811 CAREER REBOUNDS
(1989-93) » 6-0 » F

YEAR	RBS-AVG
89-90	159-4.8
90-91	191-5.6
91-92	161-5.2
92-93	300-9.4
TOTAL	811-6.2

TENNESSEE INDIVIDUAL & TEAM RECORDS

INDIVIDUAL RECORDS

SINGLE GAME

Points	51, Patricia Roberts vs. Kentucky (11/13/76)
Field Goals	24, Patricia Roberts vs. Kentucky (11/13/76)
Field Goal Attempts	31, Patricia Roberts vs. Kentucky (11/13/76)
Field Goal Percentage	1.000 (14-14) Gwen Jackson vs. Puerto Rico-Mayaguez (11/29/02)
3-Point Field Goals	8, Ariel Massengale vs. Vanderbilt (3/1/15) 8, Meighan Simmons vs. Lamar (12/1/10) & vs. Virginia (11/28/13)
3-Point Field Goal Attempts	17, Meighan Simmons vs. Virginia (11/28/13)
3-Point Field Goal Percentage	1.000 (6-6), Tasha Butts vs. Vanderbilt (2/15/04) Kara Lawson vs. Vanderbilt (2/27/03)
Free Throws	17, Candace Parker vs. Middle Tennessee (12/13/07) Bridgette Gordon vs. Long Beach State (3/25/89)
Free Throw Attempts	21, Candace Parker vs. Middle Tennessee (12/13/07)
Free Throw Percentage	1.000 (13-13), Gail Dobson vs. Union (3/1/75)
Rebounds	24, Patricia Roberts vs. Anderson (2/19/77)
Assists	18, Dawn Marsh vs. Georgia (3/6/88)
Blocks	12, Kelley Cain vs. LSU (2/22/10)
Steals	11, Michelle Marciniak vs. Kentucky (1/14/96)
Dunks	2, Candace Parker vs. Army (3/19/06)
Triple-Doubles	1, Tamari Key, 23 p, 10 r, 10 b (1/31/21) Jordan Reynolds, 11 p, 14 r, 10 a (12/29/16) Shekinna Stricklen, 17 p, 13 r, 12 a (1/3/10) Shelia Collins, 18 p, 10 r, 10 s (2/8/85)

SEASON

Points	987, Patricia Roberts (1976-77)
Scoring Average	29.9, Patricia Roberts (1976-77)
Field Goals	428, Patricia Roberts (1976-77)
Field Goal Attempts	693, Cindy Brogdon (1978-79)
Field Goal Percentage	67.9, Cindy Noble (1979-80)
3-Point Field Goals	103, Shanna Zolman (2005-06)
3-Point Field Goal Attempts	239, Angie Bjorklund (2009-10)
3-Point Field Goal Percentage	.490 (25-51), Dena Head (1990-91)
Free Throws	201, Candace Parker (2007-08)
Free Throw Attempts	288, Candace Parker (2007-08)
Free Throw Percentage	.957 (88-92), Shanna Zolman (2003-04)
Consecutive Free Throws	45, Shanna Zolman (1/29/04-12/12/04) 45, Tiffany Woosley (12/21/92-2/6/93)
Rebounds	467, Patricia Roberts (1976-77)
Rebound Average	14.2, Patricia Roberts (1976-77)
Assists	243, Dawn Marsh (1987-88)
Assist Average	7.1, Dawn Marsh (1987-88)
Blocks	113, Kelley Cain (2009-10)
Steals	141, Holly Warlick (1978-79)
Dunks	4, Candace Parker (2006-07)
Double-Doubles	21, Candace Parker (2006-07)
Triple-Doubles	1, Tamari Key (2020-21), Jordan Reynolds (2016-17), Shekinna Stricklen (2009-10), Shelia Collins (1984-85)

CAREER

Points	3,025, Chamique Holdsclaw (1995-99)
Scoring Average	29.9, Patricia Roberts (1976-77)
Field Goals	1,233, Chamique Holdsclaw (1995-99)
Field Goal Attempts	2,419, Chamique Holdsclaw (1995-99)
Field Goal Percentage	.647, Patricia Roberts (1976-77)
3-Point Field Goals	305, Angie Bjorklund (2007-11)
3-Point Field Goal Attempts	740, Meighan Simmons (2010-14)
3-Point Field Goal Percentage	.425, Shanna Zolman (2002-06)
Free Throws	526, Candace Parker (2005-08)
Free Throw Attempts	796, Glory Johnson (2008-12)
Free Throw Percentage	.916, Shanna Zolman (2002-06)
Rebounds	1,295, Chamique Holdsclaw (1995-99)
Assists	755, Dawn Marsh (1984-88)
Blocks	275, Candace Parker (2005-08)
Steals	373, Alexis Hornbuckle (2004-08)
Dunks	7, Candace Parker (2005-08)
Double-Doubles	57, Chamique Holdsclaw (1995-99)
Triple-Doubles	1, Tamari Key (2019-present), Jordan Reynolds (2013-17), Shekinna Stricklen (2008-12), Shelia Collins (1981-85)

TEAM RECORDS

SINGLE GAME

Points	136 vs. Puerto Rico-Mayaguez (11/29/02)
Field Goals	58 vs. Hawaii Pacific (12/20/85)
Field Goal Attempts	98 vs. Youngstown State (2/9/93)
Field Goal Percentage	.721 vs. Old Dominion (1/4/89)
3-Point Field Goals	16 vs. Kentucky (3/6/11)
3-Point Field Goal Attempts	36 vs. Lamar (12/1/10)
3-Point Field Goal Percentage	.875 (7-8) vs. Notre Dame (1/7/94)

Free Throws	40 vs. Florida (2/3/05)
Free Throw Attempts	53 vs. Long Beach State (12/3/88)
Free Throw Percentage	1.000 (18-18) vs. Alabama (2/19/15)
Rebounds	76 vs. Tennessee State (2/27/88)
Offensive Rebounds	44 vs. Youngstown State (2/9/93)
Defensive Rebounds	54 vs. Troy (12/6/17)
Assists	41 vs. Hawaii Pacific (12/20/85)
Blocks	15 vs. Kentucky (2/25/10)
Steals	38 vs. Hawaii Pacific (12/20/85)
Fouls	33 vs. Middle Tennessee (11/8/13)
Turnovers	32 vs. Texas (12/11/84)
Fewest Points	43 vs. Virginia Tech (12/6/15)
Fewest Field Goals	13 vs. Rutgers (3/29/05)
Fewest Field Goal Attempts	40 vs. Georgia (2/27/82)
Fewest Free Throws	0 vs. Maryland (3/30/15)
Fewest Free Throw Attempts	1 vs. Maryland (3/30/15)

SEASON

Points	3,464 in 1997-98
Scoring Average	88.9 in 1987-88
Field Goals	1,292 in 1978-79
Field Goal Percentage	.517 in 1982-83
3-Point Field Goals	242 in 2010-11
3-Point Field Goal Percentage	.401 in 1990-91
Free Throws	782 in 1997-98
Free Throw Percentage	.759 in 2012-13
Rebounds	1,811 in 1978-79
Rebound Average	46.9 in 1992-93
Assists	715 in 1979-80
Steals	567 in 1997-98 & 1978-79
Blocks	238 in 1997-98
Personal Fouls	745 in 1986-87
Turnovers	709 in 1996-97
Wins/Consecutive Wins	39 (1997-98)/46 (1997-98)
Losses/Consecutive Losses	14 (2015-16)/6 (2018-19)
Lowest Scoring Avg. Allowed	55.5 in 2006-07

Note — All records are since the 1974-75 season
* — Fewer games due to COVID-19 health pandemic

SEASON HIGHS & LOWS

MOST WINS	39 (39-0), 1997-98
FEWEST	16 (16-8) 1974-75, (16-11), 1975-76
MOST POINTS	3,464, 1997-98
FEWEST	1,797, 2020-21*
BEST WON-LOST PERCENTAGE	1.000 % (39-0), 1997-98
WORST	.592 (16-11), 1974-75
MOST CONSECUTIVE WINS/LOSSES	39, 1997-98 / 6, 2018-19
MOST POINTS ALLOWED	2,566, 1996-97
FEWEST	1,563, 2020-21*
HIGH SCORING AVERAGE	88.9, 1987-88
LOWEST	65.6, 2015-16
BEST DEFENSIVE AVERAGE	55.5, 2006-07
WORST	73.4, 1974-75
MOST GAMES PLAYED	39, 1978-79, 1996-97, 1997-98
FEWEST	24, 1974-75
MOST FG MADE	1,292, 1978-79
FEWEST	696, 2020-21*
MOST FG ATTEMPTED	2,679, 1997-98
FEWEST	1,582, 2020-21*
BEST FG PERCENTAGE	51.7, 1982-83
LOWEST	40.8, 2015-16
MOST 3FG MADE	242, 2010-11
FEWEST	6, 1988-89
MOST 3FG ATTEMPTED	647, 2007-08
FEWEST	26, 1988-89
BEST 3FG PERCENTAGE	.401, 1990-91
LOWEST	.231, 1988-89
MOST FT MADE	782, 1997-98
FEWEST	293, 2020-21*
MOST FT ATTEMPTED	1,110, 1997-98
FEWEST	412, 2020-21*
BEST FT PERCENTAGE	.759, 2012-13
LOWEST	.627, 1985-86
MOST REBOUNDS	1,811, 1978-79
FEWEST	1,139, 2020-21*
BEST REBOUND AVERAGE	46.9, 1992-93
LOWEST	38.4, 2006-07
MOST ASSISTS	715, 1979-80
FEWEST	366, 2020-21*
MOST BLOCKS	228, 1997-98
FEWEST	73, 1978-79
MOST STEALS	567, 1978-79, 1997-98
FEWEST	165, 2020-21*

OPPONENT RECORDS

INDIVIDUAL RECORDS

SINGLE GAME

Points	45, Clarissa Davis, Texas at Knoxville, (12/9/87) Peggy Gillom, Ole Miss at Knoxville, (2/4/78)
Field Goals	21, Peggy Gillom, Ole Miss at Knoxville, (2/4/78)
Field Goals Att.	42, Kim Williams, DePaul at Knoxville, (1/28/97)
Field Goal Pct.	1.000 (10-10), Misty Lamb, Vanderbilt at Knoxville, (2/22/90)
3-Point Field Goals	9, Molly Goodenbour, Stanford at Knoxville, (12/21/92)
3-Point Field Goals Attempted	23, Sheila Ethridge, Louisiana Tech at Ruston, La., (2/5/91)
3-Point Field Goal Percentage	1.000 (5-5), (tied 4 times) most recently Shamani Stafford, Presbyterian at Knoxville, (1/11/18)
Free Throws	15, (two tied) most recently Chantelle Anderson, Vanderbilt at Knoxville, (2/27/03)
Free Throws Attempted	18, Sha Brooks, Florida at Gainesville, (2/8/09)
Free Throw Percentage	1.000 (15-15), Melissa King, Santa Clara at Santa Clara, Calif., (12/16/91)
Rebounds	21, Linda Street, Memphis State at Martin, Tenn., (3/3/78)
Assists	14, Tyasha Harris, South Carolina at Knoxville (2/24/19) 14, Cathy Bender, Vanderbilt at Lexington, Ky., (2/26/82)
Blocks	11, Anne Donovan, Old Dominion at Knoxville, (2/14/82)
Steals	8 (tied 6 times) most recently Chanette Hicks, Va. Tech at Blacksburg, Va., (11/27/16)

TEAM RECORDS

SINGLE GAME

Points	102, Auburn at Albany, Ga., (3/6/87) and Louisiana Tech at Greensboro, N.C., (3/23/79)
Field Goals	44, Louisiana Tech at Greensboro, N.C., (3/23/79)
Field Goal Attempts	99, Troy at Knoxville, (12/21/16)
Field Goal Percentage	.709 (44-62) Louisiana Tech at Greensboro, N.C., (3/23/79)
3-Point Field Goals	14, Stanford at Knoxville, (12/18/18) 14, Syracuse at Sioux Falls, S.D., (3/27/16)
3-Point Field Goal Attempts	44, Colo. State at Knoxville, (12/11/19)
3-Point Field Goal Pct.	.833 (5-6), Rutgers at Piscataway, N.J., (1/17/94)
Free Throws	31, (tied three times) most recently Oklahoma at Knoxville, (11/10/02)
Free Throw Attempts	45, Oklahoma at Knoxville, (11/10/02)
Free Throw Pct.	1.000 (20-20) Louisiana State at Knoxville, (2/13/88)
Rebounds	57, North Carolina at Knoxville, (12/2/07)
Assists	29, Louisiana Tech at Greensboro, N.C., (3/23/79)
Turnovers	50, Hawaii Pacific at Honolulu, Hawaii, (12/20/85)
Blocks	13, Baylor at Memphis, Tenn, (3/27/10)
Steals	20, Florida at Knoxville, Tenn. (2/26/06) 20, Georgia at Athens, Ga., (2/19/84)

TENNESSEE IN OVERTIME GAMES

All Games (53): 32-21 (.604)

H: (6-5), **A:** (13-12), **N:** (13-4)

Regular Season (45): 26-19 (.578)

H: (5-5), **A:** (13-12), **N:** (8-2)

SEC Tournament (2): 1-1 (1.000)

H: (0-0), **A:** (0-0), **N:** (1-1)

NCAA Tournament (6): 5-1 (.833)

H: (1-0), **A:** (0-0), **N:** (4-1)

Tenn. Tech 89, Tennessee 84	H	2/6/76	Tennessee 92, Vanderbilt 79	A	1/19/97
UNC Greensboro 81, Tennessee 79	N	2/13/76	# Tennessee 100, LSU 99	N	3/1/97
Tennessee 71, Memphis St 69	N	3/6/76	Connecticut 63, Tennessee 62	A	1/4/03
Tennessee 82, Tenn. Tech 81	A	1/18/78	Tennessee 70, Stanford 66	A	12/14/03
Tennessee 92, Kentucky 90	A	1/28/78	Tennessee 96, DePaul 89	A	12/17/03
LSU 85, Tennessee 80	A	1/24/79	Tennessee 68, Auburn 61	H	2/1/04
Tennessee 91, Kentucky 83	A	2/2/80	# Georgia 68, Tennessee 66	N	3/6/04
Tennessee 73, Georgia 68	N	12/17/80	Tennessee 91, Florida 82	H	2/3/05
Tennessee 93, Maryland 91	A	1/15/81	Florida 95, Tennessee 93	H	2/26/06
Ohio State 83, Tennessee 82	N	12/17/81(20T)	Tennessee 75, Arkansas 68	A	2/22/07
\$ Tennessee 91, So. Cal 90	H	3/21/82	Stanford 73, Tennessee 69	A	12/22/07
Old Dominion 78, Tennessee 72	H	11/30/82	Tennessee 79, Stanford 69	H	12/21/08
\$ Tennessee 90, Mississippi 83	N	3/25/83(30T)	Tennessee 82, Stanford 72	H	12/19/10
Kentucky 76, Tennessee 72	H	1/23/85	Virginia 69, Tennessee 64	A	11/20/11
Tennessee 62, La. Tech 61	N	11/27/88	Arkansas 72, Tennessee 71	H	2/23/12
\$ Virginia 79, Tennessee 75	N	3/24/90	Tennessee 88, Mid. Tennessee 81	H	11/28/12
Tennessee 71, Florida 70	A	1/16/91	Tennessee 78, Florida 75	A	1/13/13
\$ Tennessee 70, Virginia 67	N	3/31/91	\$ Tennessee 73, Gonzaga 69	N	3/28/15
Stanford 96, Tennessee 95	A	12/14/91	Mississippi St. 65, Tennessee 63	A	1/28/16
Mississippi 80, Tennessee 78	A	1/18/92	Texas A&M 76, Tennessee 71	A	2/7/16
Tennessee 74, Stanford 73	N	12/6/92	Georgia 81, Tennessee 78	A	2/5/17 (20T)
Tennessee 86, Colorado 82	H	12/20/93	Tennessee 101, Marquette 99	N	11/23/17
Tennessee 95, Kentucky 89	A	2/18/94	Texas A&M 79, Tennessee 76	A	1/11/18
Tennessee 79, S. Carolina 73	A	2/15/96	Tennessee 73, UAB 69	N	11/24/18
Tennessee 72, Auburn 67	H	2/18/96	West Virginia 79, Tennessee 73	A	12/6/20
\$ Tennessee 88, Connecticut 83	N	3/29/96			
Georgia 94, Tennessee 93	H	12/8/96			
Tennessee 68, Texas 65	H	12/21/96			

\$ - NCAA Tournament game

- SEC Tournament game



Graduate transfer Keyen Green only played four games in 2020-21 before her season ended due to injury, but she nearly carried her first double-double as a Lady Vol with 12 points and 10 rebounds in 32 minutes of action in the overtime setback to West Virginia.

GENERAL

STAFF

PLAYERS

REVIEW

HISTORY

FACILITIES

NCAA

SEC

RECORDS

MEDIA INFO



SCORING RECORDS

TEAM RECORDS

MOST POINTS SCORED

Game:	136	at Puerto Rico-Mayaguez	11/29/02
Season:	3,464	1997-98	39 games

HIGHEST SCORING AVERAGE

Season:	88.9	1987-88	3,021 in 34 games
----------------	------	---------	-------------------

INDIVIDUAL RECORDS

MOST POINTS SCORED

Game:	51	Patricia Roberts	vs. Kentucky	11/13/76
Season:	987	Patricia Roberts	1976-77	33 games
Career:	3,025	Chamique Holdsclaw	1995-99	148 games

HIGHEST SCORING AVERAGE

Season:	29.9	Patricia Roberts	1976-77	987/33 games
Career:	29.9	Patricia Roberts	1976-77	987/33 games

CAREER LEADERS

POINTS SCORED

Pts.	Player	Seasons
1. 3,025	Chamique Holdsclaw	1995-99
2. 2,462	Bridgette Gordon	1985-89
3. 2,137	Candace Parker	2005-08
4. 2,113	Tamika Catchings	1997-01
5. 2,064	Meighan Simmons	2010-14
6. 1,950	Kara Lawson	1999-03
7. 1,915	Semeka Randall	1997-01
8. 1,882	Shekinna Stricklen	2008-12
9. 1,815	Rennia Davis	2017-21
10. 1,790	Sheila Frost	1985-89

POINTS PER GAME

PPG	Player	Seasons
1. 29.9	Patricia Roberts	1976-77
2. 20.8	Cindy Brogdon	1977-79
3. 20.4	Chamique Holdsclaw	1995-99
4. 19.4	Candace Parker	2005-08
5. 19.2	Jill Rankin	1979-80
6. 18.0	Bridgette Gordon	1985-89
7. 16.6	Tamika Catchings	1997-01
8. 15.7	Diamond DeShields	2015-17
9. 15.4	Rennia Davis	2017-21
10. 15.2	Cindy Noble	1978-81

SEASON LEADERS

POINTS SCORED

Pts.	Player	Season
1. 987	Patricia Roberts	1976-77
2. 915	Chamique Holdsclaw	1997-98
3. 809	Candace Parker	2007-08
4. 803	Chamique Holdsclaw	1996-97
5. 784	Cindy Brogdon	1978-79
6. 735	Bridgette Gordon	1988-89
7. 730	Jill Rankin	1979-80
8. 724	Chamique Holdsclaw	1998-99
9. 711	Tamika Catchings	1997-98
10. 706	Candace Parker	2006-07

BY CLASS

Freshman:	711	Tamika Catchings	1997-98
Sophomore:	803	Chamique Holdsclaw	1996-97
Junior:	915	Chamique Holdsclaw	1997-98
Senior:	987	Patricia Roberts	1976-77

POINTS PER GAME

PPG	Player	Season	
1. 29.9	Patricia Roberts	1976-77	
2. 23.5	Chamique Holdsclaw	1997-98	
3. 21.7	Cindy Brogdon	1977-78	
4. 21.3	Candace Parker	2007-08	
	21.3	Chamique Holdsclaw	1998-99
6. 20.8	Bridgette Gordon	1987-88	
7. 20.6	Chamique Holdsclaw	1996-97	
8. 20.4	Bridgette Gordon	1988-89	
9. 20.1	Cindy Brogdon	1978-79	
10. 19.6	Candace Parker	2006-07	

SINGLE GAME LEADERS

Pts.	Player	Date	Opponent	
1. 51	Patricia Roberts	11/13/76	Kentucky	
2. 43	Tanya Haave	12/11/82	at Stephen F. Austin	
	43	Patricia Roberts	1/24/77	East Tennessee State
4. 40	Shelia Collins	3/3/85	at Mississippi	
	40	Patricia Roberts	3/26/77	Immaculata
6. 39	Chamique Holdsclaw	3/15/99	Boston College	
	39	Chamique Holdsclaw	2/14/98	Auburn
	39	Gail Dobson	3/1/75	Union (Tenn.)
9. 38	Tamika Catchings	2/26/99	Florida	
	38	Patricia Roberts	1/6/77	Marshall

YEAR-BY-YEAR LEADERS

Year	Leader	G	Pts.-Avg.
1975-76	Sue Thomas	14	250-17.8
1976-77	Patricia Roberts	33	987-29.9
1977-78	Cindy Brogdon	31	674-21.7
1978-79	Cindy Brogdon	39	784-20.1
1979-80	Jill Rankin	38	730-19.2
1980-81	Cindy Noble	31	450-14.5
1981-82	Mary Ostrowski	32	458-14.3
1982-83	Tanya Haave	33	614-18.6
1983-84	Mary Ostrowski	31	493-15.9
1984-85	Shelia Collins	31	563-18.2
1985-86	Bridgette Gordon	34	481-14.1
1986-87	Bridgette Gordon	34	559-16.4
1987-88	Bridgette Gordon	33	687-20.8
1988-89	Bridgette Gordon	36	735-20.4
1989-90	Daedra Charles	33	525-15.9
1990-91	Daedra Charles	35	607-17.3
1991-92	Peggy Evans	31	458-14.8
1992-93	Lisa Harrison	32	447-14.0
1993-94	Nikki McCray	33	537-16.3
1994-95	Dana Johnson	37	577-15.6
1995-96	Chamique Holdsclaw	36	583-16.2
1996-97	Chamique Holdsclaw	39	803-20.6
1997-98	Chamique Holdsclaw	39	915-23.5
1998-99	Chamique Holdsclaw	34	724-21.3
1999-00	Tamika Catchings	37	580-15.7
2000-01	Tamika Catchings	17	259-15.2
2001-02	Kara Lawson	34	512-15.1
2002-03	Gwen Jackson	38	612-16.1
2003-04	Shyra Ely	35	508-14.5
2004-05	Shyra Ely	35	503-14.4
2005-06	Candace Parker	36	622-17.3
2006-07	Candace Parker	36	706-19.6
2007-08	Candace Parker	38	809-21.3
2008-09	Shekinna Stricklen	32	424-13.3
2009-10	Angie Bjorklund	35	487-13.9
2010-11	Meighan Simmons	37	500-13.5
2011-12	Shekinna Stricklen	35	539-15.4
2012-13	Meighan Simmons	35	589-16.8
2013-14	Meighan Simmons	35	577-16.5
2014-15	Isabelle Harrison	21	256-12.2
2015-16	Diamond DeShields	36	514-14.3
2016-17	Diamond DeShields	29	504-17.4
2017-18	Jaime Nared	33	550-16.7
2018-19	Rennia Davis	31	463-14.9
	Evina Westbrook	31	463-14.9
2019-20	Rennia Davis	30	541-18.0
2020-21	Rennia Davis	24	415-17.3

FIELD GOAL RECORDS

TEAM RECORDS

MOST FIELD GOALS MADE

Game:	58	at Hawaii Pacific	12/20/85
Season:	1,292	1978-79	39 games

HIGHEST FIELD GOAL PERCENTAGE

Season:	.517	1982-83	1,051-2,034
----------------	------	---------	-------------

INDIVIDUAL RECORDS

MOST FIELD GOALS MADE

Game:	24	Patricia Roberts	vs. Kentucky	11/13/76
Season:	428	Patricia Roberts	1976-77	33 games
Career:	1,233	Chamique Holdsclaw	1995-99	148 games

HIGHEST FIELD GOALS PERCENTAGE

Season:	.679	Cindy Noble	1979-80	266-392
Career:	.647	Patricia Roberts	1976-77	428-662

CAREER LEADERS

FIELD GOALS MADE

FGM	Player	Seasons
1. 1,233	Chamique Holdsclaw	1995-99
2. 1,017	Bridgette Gordon	1985-89
3. 797	Candace Parker	2005-08
4. 760	Tamika Catchings	1997-01
5. 754	Sheila Frost	1985-89
6. 746	Meighan Simmons	2010-14
	Tanya Haave	1980-84
8. 731	Semeka Randall	1997-01
9. 696	Rennia Davis	2017-21
10. 692	Shekinna Stricklen	2008-12

FIELD GOAL PERCENTAGE

FG%	Player	Seasons
1. .647	Patricia Roberts (428-662)	1976-77
2. .625	Cindy Noble (614-982)	1978-81
3. .606	Kelley Cain (343-566)	2008-11
4. .592	Tamari Key (183-309)	2019-
5. .591	Sheila Frost (754-1,276)	1985-89
6. .570	Mercedes Russell (647-1135)	2013-18
7. .561	Jerilyn Harper (152-271)	1978-79
8. .553	Michelle Snow (585-1,057)	1998-02
9. .552	Jill Rankin (296-536)	1979-80
10. .552	Daedra Charles (594-1,077)	1988-91
11. .549	Dana Johnson (622-1,132)	1991-95

SINGLE SEASON LEADERS

FIELD GOALS MADE

FGM	Player	Season
1. 428	Patricia Roberts	1976-77
2. 370	Chamique Holdsclaw	1997-98
3. 344	Cindy Brogdon	1978-79
4. 332	Chamique Holdsclaw	1996-97
5. 300	Candace Parker	2007-08
	Bridgette Gordon	1988-89
7. 296	Jill Rankin	1979-80
8. 294	Chamique Holdsclaw	1998-99
9. 289	Bridgette Gordon	1987-88
10. 286	Cindy Brogdon	1977-78

BY CLASS

Freshman:	253	Tamika Catchings	1997-98
Sophomore:	332	Chamique Holdsclaw	1996-97
Junior:	370	Chamique Holdsclaw	1997-98
Senior:	428	Patricia Roberts	1976-77

FIELD GOAL PERCENTAGE (MIN. 250 ATTEMPTS)

FG%	Player	Season
1. .679	Cindy Noble (266-392)	1979-80
2. .647	Patricia Roberts (428-662)	1976-77
3. .615	Sheila Frost (208-338)	1987-88
4. .614	Dana Johnson (215-350)	1994-95
5. .597	Cindy Noble (178-298)	1980-81
6. .590	Sheila Frost (161-273)	1986-87
7. .586	Mary Ostrowski (190-324)	1982-83
8. .583	Mercedes Russell (207-355)	2017-18
9. .582	Cindy Noble (170-292)	1978-79
10. .580	Sheila Frost (181-312)	1985-86

SINGLE GAME LEADERS

FIELD GOALS MADE

FGM	Player	Date	Opponent
1. 24	Patricia Roberts	11/13/76	Kentucky
2. 19	Patricia Roberts	1/24/77	East Tennessee State
3. 18	Patricia Roberts	3/24/77	vs. Kansas State
	Patricia Roberts	1/6/77	Marshall
5. 17	Tanya Haave	12/11/82	at Steven F. Austin
	Sue Thomas	1/14/76	at Western Carolina
7. 16	Sheila Frost	1/17/88	Vanderbilt
	Tanya Haave	2/9/83	at Kentucky
	Patricia Roberts	3/3/77	Middle Tenn. State
	Patricia Roberts	1/14/77	at Western Carolina

YEAR-BY-YEAR LEADERS (BY PCT.)

Year	Leader	G	FGM-FGA	FG%
1975-76	Marcia Garner	12	36-66	.545
1976-77	Patricia Roberts	33	428-662	.646
1977-78	Suzanne Barbre	31	209-414	.504
1978-79	Cindy Noble	34	170-292	.582
1979-80	Cindy Noble	38	266-392	.678
1980-81	Cindy Noble	31	178-298	.597
1981-82	Paula Towns	31	184-321	.573
1982-83	Lynne Collins	30	79-130	.608
1983-84	Mary Ostrowski	31	194-376	.516
1984-85	Lisa Webb	16	79-156	.506
1985-86	Sheila Frost	33	181-312	.580
1986-87	Sheila Frost	34	161-273	.590
1987-88	Sheila Frost	34	208-338	.615
1988-89	Kelli Casteel	31	44-63	.698
1989-90	Daedra Charles	33	212-385	.551
1990-91	Daedra Charles	35	243-434	.560
1991-92	Peggy Evans	31	186-350	.531
1992-93	Dana Johnson	32	143-268	.534
1993-94	Dana Johnson	33	173-317	.546
1994-95	Dana Johnson	37	215-350	.614
1995-96	Pashen Thompson	35	106-201	.527
1996-97	Tiffani Johnson	38	143-269	.532
1997-98	Teresa Geter	39	98-179	.547
1998-99	Michelle Snow	34	117-195	.600
1999-00	Michelle Snow	37	181-326	.555
2000-01	Michelle Snow	33	143-250	.572
2001-02	Michelle Muñoz	27	36-62	.581
2002-03	Courtney McDaniel	36	57-96	.594
2003-04	Ashley Robinson	35	120-247	.486
2004-05	Tye'sha Fluker	33	101-219	.461
2005-06	Sybil Dosty	35	40-65	.615
2006-07	Candace Parker	36	267-505	.529
2007-08	Vicki Baugh	38	79-143	.552
2008-09	Kelley Cain	27	97-157	.618
2009-10	Kelley Cain	33	148-244	.607
2010-11	Kelley Cain	32	98-165	.594
2011-12	Vicki Baugh	35	105-182	.577
2012-13	Bashaara Graves	35	165-316	.522
2013-14	Mercedes Russell	35	93-156	.596
2014-15	Nia Moore	36	75-133	.564
2015-16	Mercedes Russell	36	148-270	.548
2016-17	Mercedes Russell	32	199-354	.562
2017-18	Mercedes Russell	33	207-355	.583
2018-19	Cheridene Green	32	114-208	.548
2019-20	Tamari Key	31	92-164	.561
2020-21	Tamari Key	25	91-145	.628

GENERAL

STAFF

PLAYERS

REVIEW

HISTORY

FACILITIES

NCAA

SEC

RECORDS

MEDIA INFO



THREE-POINT FIELD GOAL RECORDS

TEAM RECORDS

MOST 3-POINT FIELD GOALS MADE

Game:	16	vs. Kentucky	3/6/11
Season:	242	2010-11	37 games

HIGHEST 3-POINT FIELD GOAL PERCENTAGE

Season:	.401	1990-91	118-294
----------------	------	---------	---------

INDIVIDUAL RECORDS

MOST 3-POINT FIELD GOALS MADE

Game:	8	Ariel Massengale	Vanderbilt	3/1/15
		Meighan Simmons	Virginia	11/28/13
			Lamar	12/1/10
Season:	103	Shanna Zolman	2005-06	102-239
Career:	305	Angie Bjorklund	2007-11	305-738

HIGHEST 3-POINT FIELD GOAL PERCENTAGE

Season:	.490	Dena Head	1990-91	25-51
Career:	.425	Shanna Zolman	2002-06	266-626

CAREER LEADERS

3-POINT FIELD GOALS MADE

3PM	Player	Seasons
1. 305	Angie Bjorklund	2007-11
2. 266	Shanna Zolman	2002-06
3. 256	Kara Lawson	1999-03
4. 255	Meighan Simmons	2010-14
5. 164	Ariel Massengale	2011-15
6. 163	Shekinna Stricklen	2008-12
7. 161	Brittany Jackson	2001-05
8. 147	Shannon Bobbitt	2006-08
9. 143	Taber Spani	2009-13
10. 133	Sidney Spencer	2003-07

3-POINT FIELD GOAL PERCENTAGE

3P%	Player	Seasons
1. .425	Shanna Zolman (266-626)	2002-06
2. .415	Kara Lawson (256-617)	1999-03
3. .413	Angie Bjorklund (305-738)	2007-11
4. .412	April McDivitt (101-245)	1999-02
5. .406	Shannon Bobbitt (147-362)	2006-08
6. .396	Sidney Spencer (133-336)	2003-07
7. .393	Gwen Jackson (55-140)	1999-03
8. .391	Tiffany Woosley (132-338)	1991-95
9. .375	Taber Spani (143-381)	2009-13
10. .364	Kellie Jolly (99-272)	1995-99

SINGLE SEASON LEADERS

3-POINT FIELD GOALS MADE

3PM	Player	Season
1. 103	Shanna Zolman	2005-06
2. 102	Angie Bjorklund	2009-10
3. 79	Kara Lawson	1999-2000
4. 78	Shannon Bobbitt	2007-08
5. 77	Kara Lawson	2002-03
6. 74	Ariel Massengale	2014-15
7. 73	Angie Bjorklund	2010-11
8. 72	Meighan Simmons	2013-14
9. 69	Meighan Simmons	2012-13
69	Shannon Bobbitt	2006-07

BY CLASS

Freshman:	79	Kara Lawson	1999-00
Sophomore:	62	Angie Bjorklund	2008-09
		Kara Lawson	2000-01
Junior:	102	Angie Bjorklund	2009-10
Senior:	103	Shanna Zolman	2005-06

3-POINT FIELD GOAL PERCENTAGE

3P%	Player	Season
1. .490	Dena Head (25-51)	1990-91
2. .463	Jessie Rennie (25-54)	2019-20
3. .455	Tiffany Woosley (46-101)	1993-94
4. .451	Angie Bjorklund (73-162)	2010-11
5. .450	Kara Lawson (77-171)	2002-03
6. .436	Shanna Zolman (68-156)	2004-05
7. .436	Kara Lawson (79-181)	1999-2000
8. .434	Sidney Spencer (53-122)	2005-06
9. .433	Shanna Zolman (103-238)	2005-06
10. .427	Angie Bjorklund (102-239)	2009-10

SINGLE GAME LEADERS

3PM	Player	Date	Opponent
1. 8	Ariel Massengale	3/1/15	Vanderbilt
8	Meighan Simmons	11/28/13	vs. Virginia
8	Meighan Simmons	12/1/10	Lamar
4. 7	Meme Jackson	12/21/18	ETSU
7	Alexa Middleton	12/21/16	Troy
7	Angie Bjorklund	3/6/11	Kentucky
7	Angie Bjorklund	1/24/08	Arkansas
7	Angie Bjorklund	1/5/08	Notre Dame
7	Angie Bjorklund	12/16/07	Gonzaga
7	Shanna Zolman	2/19/06	at Alabama
11. 6	Rae Burrell	12/10/20	Furman
6	Alexa Middleton	11/13/16	Navy
6	Ariel Massengale	11/21/14	Winthrop
6	Angie Bjorklund	2/14/10	Florida
6	Angie Bjorklund	1/28/10	Auburn
6	Angie Bjorklund	3/6/09	Florida
6	Angie Bjorklund	12/18/08	at Old Dominion
6	Shannon Bobbitt	11/15/07	Oklahoma
6	Shannon Bobbitt	1/28/07	at Alabama
6	Tasha Butts	2/15/04	at Vanderbilt
6	Kara Lawson	3/08/03	Mississippi State
6	Kara Lawson	2/27/03	Vanderbilt
6	Kara Lawson	1/12/03	Auburn
6	Kara Lawson	12/21/02	at Texas
6	Kara Lawson	1/30/00	Kentucky
6	Abby Conklin	12/18/96	at Texas Tech

YEAR-BY-YEAR LEADERS (BY PCT.)

Year	Leader	G	3FG%
1988-89	Bridgette Gordon	2-6	.333
1989-90	Jody Adams	27-82	.329
1990-91	Dena Head	25-51	.490
1991-92	Tiffany Woosley	28-69	.406
1992-93	Nikki Caldwell	35-101	.347
1993-94	Tiffany Woosley	46-101	.455
1994-95	Michelle Marciniak	31-102	.304
1995-96	Abby Conklin	38-90	.422
1996-97	Abby Conklin	49-128	.383
1997-98	Kellie Jolly	36-86	.419
1998-99	Kristen Clement	25-65	.385
1999-00	Kara Lawson	79-181	.436
2000-01	Kara Lawson	62-150	.413
2001-02	April McDivitt	29-72	.403
2002-03	Kara Lawson	77-171	.450
2003-04	Shanna Zolman	58-136	.426
2004-05	Shanna Zolman	68-156	.436
2005-06	Sidney Spencer	53-122	.434
2006-07	Shannon Bobbitt	69-167	.413
2007-08	Alexis Hornbuckle	39-92	.424
2008-09	Angie Bjorklund	62-152	.408
2009-10	Angie Bjorklund	102-239	.427
2010-11	Angie Bjorklund	73-162	.451
2011-12	Taber Spani	34-85	.400
2012-13	Taber Spani	48-130	.369
2013-14	Andraya Carter	28-71	.394
2014-15	Ariel Massengale	74-202	.366
2015-16	Kortney Dunbar	25-75	.333
2016-17	Alexa Middleton	42-108	.389
2017-18	Kortney Dunbar	19-51	.373
2018-19	Evina Westbrook	38-100	.380
2019-20	Jessie Rennie	25-54	.463
2020-21	Rae Burrell	39-97	.402

FREE THROW RECORDS

TEAM RECORDS

MOST FREE THROWS MADE

Game:	40	at Florida	2/3/05
Season:	782	1997-98	32 games

HIGHEST FREE THROW PERCENTAGE

Season:	.759	2012-13	525-692
----------------	------	---------	---------

INDIVIDUAL RECORDS

MOST FREE THROWS MADE

Game:	17	Candace Parker	vs. MTSU	12/13/07
	17	Bridgette Gordon	vs. Long Beach St	3/25/89
Season:	201	Candace Parker	2007-08	201-288
Career:	526	Candace Parker	2004-08	526-738

HIGHEST FREE THROW PERCENTAGE

Season:	.957	Shanna Zolman	2003-04	88-92
Career:	.916	Shanna Zolman	2002-06	306-344

CAREER LEADERS

FREE THROWS MADE

FTM	Player	Seasons
1. 526	Candace Parker	2005-08
2. 523	Chamique Holdsclaw	1995-99
3. 493	Glory Johnson	2008-12
4. 471	Tamika Catchings	1997-01
5. 439	Semeka Randall	1997-01
6. 429	Jaime Nared	2014-18
7. 423	Bridgette Gordon	1985-89
8. 405	Bashaara Graves	2012-16
9. 381	Nicky Anosike	2004-08
10. 377	Dana Johnson	1991-95

FREE THROW PERCENTAGE (MIN. 150 ATT.)

FT%	Player	Seasons
1. .916	Shanna Zolman (306-334)	2002-06
2. .853	Sidney Spencer (163-191)	2003-07
3. .847	Kara Lawson (344-406)	1999-03
4. .839	Cindy Brogdon (198-236)	1977-79
5. .827	Jaime Nared (429-519)	2014-18
6. .816	Rennia Davis (310-380)	2017-21
	Tiffany Woosley (284-348)	1991-95
	Tanya Haave (279-342)	1980-84
9. .812	Ariel Massengale (277-341)	2011-15
10. .808	Taber Spani (160-198)	2009-13

SINGLE SEASON LEADERS

FREE THROWS MADE

FTM	Player	Season
1. 201	Candace Parker	2007-08
2. 169	Jaime Nared	2017-18
3. 166	Candace Parker	2006-07
	Chamique Holdsclaw	1997-98
5. 165	Tamika Catchings	1997-98
6. 159	Candace Parker	2005-06
7. 155	Semeka Randall	1997-98
8. 147	Dana Johnson	1994-95
9. 145	Cindy Noble	1979-80
10. 141	Jaime Nared	2016-17

BY CLASS

Freshman:	165	Tamika Catchings	1997-98
Sophomore:	166	Candace Parker	2006-07
Junior:	201	Candace Parker	2007-08
Senior:	169	Jaime Nared	2017-18

FREE THROW PERCENTAGE (MIN. 50 ATTEMPTS)

FT%	Player	Season
1. .957	Shanna Zolman (88-92)	2003-04
2. .944	Shanna Zolman (85-90)	2005-06
3. .900	Sidney Spencer (54-60)	2006-07

4. .892	Shanna Zolman (58-65)	2002-03
5. .884	Kara Lawson (99-112)	2002-03
6. .880	Tiffany Woosley (110-125)	1993-94
7. .879	Latina Davis (51-58)	1993-94
8. .876	Jaime Nared (141-161)	2016-17
9. .864	Cindy Brogdon (102-118)	1977-78
10. .862	Shanna Zolman (75-87)	2004-05

SINGLE GAME LEADERS

FREE THROWS MADE

FTM	Player	Date	Opponent
1. 17	Candace Parker	12/13/07	Middle Tennessee
17	Bridgette Gordon	3/25/89	Long Beach State
3. 16	Shelia Collins	1/25/85	at Old Dominion
4. 15	Jaime Nared	2/4/18	at Vanderbilt
15	Chamique Holdsclaw	2/12/98	at Memphis
15	Shelia Collins	2/27/85	LSU
7. 14	Shelia Collins	3/25/84	Georgia
8. 13	Jaime Nared	12/21/17	at Stanford
13	Diamond DeShields	1/8/17	Mississippi State
13	Chamique Holdsclaw	3/23/98	North Carolina
13	Tonya Edwards	3/24/90	Virginia
13	Bridgette Gordon	3/6/89	Auburn
13	Gail Dobson	3/1/75	Union (Tenn.)
13	Gail Dobson	2/14/75	Appalachian State

YEAR-BY-YEAR LEADERS (BY PCT./MIN. 50 ATT.)

Year	Leader	G	FTM-FTA	FT%
1975-76	Lisa McGill	14	37-56	.660
1976-77	Patricia Roberts	33	131-175	.748
1977-78	Cindy Brogdon	31	102-118	.864
1978-79	Debbie Groover	39	111-134	.820
1979-80	Jill Rankin	38	138-172	.802
1980-81	Mary Ostrowski	29	84-115	.730
1981-82	Tanya Haave	32	52-63	.825
1982-83	Tanya Haave	33	110-131	.840
1983-84	Tanya Haave	33	88-113	.779
1984-85	Dawn Marsh	32	71-83	.855
1985-86	Dawn Marsh	34	43-63	.683
1986-87	Tonya Edwards	34	89-114	.781
1987-88	Dawn Marsh	34	52-61	.852
1988-89	Tonya Edwards	20	59-74	.797
1989-90	Jody Adams	33	54-65	.831
1990-91	Jody Adams	35	60-78	.769
1991-92	Tiffany Woosley	31	73-92	.793
1992-93	Tiffany Woosley	32	86-104	.827
1993-94	Tiffany Woosley	33	110-125	.880
1994-95	Pashen Thompson	24	52-62	.839
1995-96	Michelle Marciniak	36	101-127	.795
1996-97	Laurie Milligan	22	59-68	.868
1997-98	Kellie Jolly	39	59-70	.843
1998-99	Tamika Catchings	34	134-173	.775
1999-00	Kara Lawson	37	89-109	.817
2000-01	Kara Lawson	34	60-70	.857
2001-02	Kara Lawson	34	96-115	.835
2002-03	Shanna Zolman	38	58-65	.892
2003-04	Shanna Zolman	35	88-92	.957
2004-05	Shanna Zolman	35	75-87	.862
2005-06	Shanna Zolman	36	85-90	.944
2006-07	Sidney Spencer	37	54-60	.900
2007-08	Shannon Bobbitt	38	51-63	.810
2008-09	Shekinna Stricklen	32	86-113	.761
2009-10	Shekinna Stricklen	35	84-102	.824
2010-11	Taber Spani	37	44-55	.800
2011-12	Ariel Massengale	33	66-85	.776
2012-13	Taber Spani	35	65-76	.855
2013-14	Ariel Massengale	19	67-80	.838
2014-15	Ariel Massengale	35	74-86	.860
2015-16	Andraya Carter	34	40-50	.800
2016-17	Jaime Nared	32	141-161	.876
2017-18	Jaime Nared	33	169-206	.829
2018-19	Rennia Davis	31	83-97	.856
2019-20	Rennia Davis	30	89-111	.802
2020-21	Rennia Davis	24	81-95	.853

GENERAL

STAFF

PLAYERS

REVIEW

HISTORY

FACILITIES

NCAA

SEC

RECORDS

MEDIA INFO



REBOUNDBING RECORDS

TEAM RECORDS

MOST REBOUNDS

Game:	76	vs. Tennessee State	2/27/88
Season:	1,811	1978-79	39 games

MOST REBOUNDS PER GAME

Season:	46.9	1992-93	1,501 in 32 games
----------------	------	---------	-------------------

INDIVIDUAL RECORDS

MOST REBOUNDS

Game:	24	Patricia Roberts	vs. Anderson J.C.	2/19/77
Season:	467	Patricia Roberts	1996-97	33 games
Career:	1,295	Chamique Holdsclaw	1995-99	148 games

MOST REBOUNDS PER GAME

Season:	14.2	Patricia Roberts	1976-77	467 in 33 games
Career:	14.2	Patricia Roberts	1976-77	467 in 33 games

CAREER LEADERS

TOTAL REBOUNDS

Reb.	Player	Seasons
1. 1,295	Chamique Holdsclaw	1995-99
2. 1,218	Glory Johnson	2008-12
3. 1,085	Mercedes Russell	2013-18
4. 1,044	Bashaara Graves	2012-16
5. 1,043	Sheila Frost	1985-89
6. 1,004	Tamika Catchings	1997-01
7. 994	Mary Ostrowski	1980-84
8. 972	Candace Parker	2005-08
9. 957	Debbie Groover	1977-81
10. 947	Rennia Davis	2017-21

REBOUNDS PER GAME

RPG	Player	Seasons
1. 14.2	Patricia Roberts	1976-77
2. 8.84	Candace Parker	2005-08
3. 8.75	Chamique Holdsclaw	1995-99
4. 8.64	Glory Johnson	2008-12
5. 8.17	Daedra Charles	1988-91
6. 8.03	Rennia Davis	2017-21
7. 7.98	Mercedes Russell	2013-18
8. 7.95	Mary Ostrowski	1979-84
9. 7.91	Tamika Catchings	1996-2001
10. 7.82	Rennia Davis	2017-

SINGLE SEASON LEADERS

TOTAL REBOUNDS

Reb.	Player	Season	
1. 467	Patricia Roberts	1976-77	
2. 367	Chamique Holdsclaw	1996-97	
3. 359	Glory Johnson	2010-11	
4. 355	Glory Johnson	2011-12	
5. 352	Candace Parker	2006-07	
6. 338	Debbie Groover	1978-79	
7. 328	Chamique Holdsclaw	1997-98	
8. 326	Isabelle Harrison	2013-14	
	326	Chamique Holdsclaw	1995-96
10. 322	Candace Parker	2007-08	
	322	Daedra Charles	1990-91

BY CLASS

Freshman:	326	Chamique Holdsclaw	1995-96
Sophomore:	367	Chamique Holdsclaw	1996-97
Junior:	359	Glory Johnson	2010-11
Senior:	467	Patricia Roberts	1976-77

REBOUNDS PER GAME

RPG	Player	Season	
1. 14.2	Patricia Roberts	1976-77	
2. 9.9	Glory Johnson	2011-12	
3. 9.8	Candace Parker	2006-07	
4. 9.7	Mercedes Russell	2016-17	
	9.7	Glory Johnson	2010-11
6. 9.4	Chamique Holdsclaw	1996-97	
	9.4	Lisa Harrison	1992-93
	9.4	Sheila Frost	1985-86
	9.4	Shelia Collins	1984-85
10. 9.3	Isabelle Harrison	2013-14	

SINGLE GAME LEADERS

Reb.	Player	Date	Opponent	
1. 24	Patricia Roberts	2/19/77	Anderson J.C.	
2. 22	Daedra Charles	3/16/91	Southwest Mo. St.	
	22	Karla Horton	11/24/85	East Carolina
4. 21	Glory Johnson	3/19/12	DePaul	
5. 20	Rennia Davis	1/24/21	Kentucky	
	20	Sheila Frost	12/20/87	Northern Illinois
	20	Debbie Groover	1/27/79	Valdosta State
	20	Cindy Brogdon	2/12/78	at Kentucky
	20	Patricia Roberts	3/10/77	Clemson
	20	Patricia Roberts	3/3/77	Middle Tenn. State
	20	Patricia Roberts	2/12/77	at Eastern Kentucky
	20	Patricia Roberts	11/13/76	Kentucky

YEAR-BY-YEAR LEADERS

Year	Leader	Reb.	Avg
1975-76	Sue Thomas	14	115-8.2
1976-77	Patricia Roberts	33	467-14.2
1977-78	Cindy Brogdon	31	238-7.6
1978-79	Debbie Groover	39	338-8.7
1979-80	Cindy Noble	38	288-7.6
1980-81	Cindy Noble	31	227-7.3
1981-82	Mary Ostrowski	32	273-8.5
1982-83	Mary Ostrowski	33	250-7.6
1983-84	Mary Ostrowski	31	268-8.6
1984-85	Shelia Collins	31	290-9.4
1985-86	Sheila Frost	33	309-9.4
1986-87	Bridgette Gordon	34	232-6.8
1987-88	Sheila Frost	34	269-7.9
1988-89	Bridgette Gordon	36	251-7.0
1989-90	Daedra Charles	33	287-8.7
1990-91	Daedra Charles	35	322-9.2
1991-92	Peggy Evans	31	201-6.5
1992-93	Lisa Harrison	32	300-9.4
1993-94	Dana Johnson	33	241-7.3
1994-95	Dana Johnson	37	289-7.8
1995-96	Chamique Holdsclaw	36	326-9.1
1996-97	Chamique Holdsclaw	39	367-9.4
1997-98	Chamique Holdsclaw	39	328-8.4
1998-99	Chamique Holdsclaw	34	274-8.1
1999-00	Tamika Catchings	37	292-7.9
2000-01	Tamika Catchings	17	150-8.8
2001-02	Michelle Snow	33	214-6.5
2002-03	Shyra Ely	36	238-6.6
2003-04	Shyra Ely	35	279-8.0
2004-05	Shyra Ely	35	246-7.0
2005-06	Candace Parker	36	298-8.3
2006-07	Candace Parker	36	352-9.8
2007-08	Candace Parker	38	322-8.5
2008-09	Glory Johnson	33	236-7.2
2009-10	Glory Johnson	35	268-7.7
	Kelley Cain	33	254-7.7
2010-11	Glory Johnson	37	359-9.7
2011-12	Glory Johnson	36	355-9.9
2012-13	Bashaara Graves	35	281-8.0
2013-14	Isabelle Harrison	35	326-9.3
2014-15	Isabelle Harrison	21	181-8.6
2015-16	Mercedes Russell	36	299-8.3
2016-17	Mercedes Russell	32	309-9.7
2017-18	Mercedes Russell	33	303-9.2
2018-19	Rennia Davis	31	240-7.7
2019-20	Rennia Davis	30	245-8.2
2020-21	Rennia Davis	24	212-8.8

ASSIST RECORDS

TEAM RECORDS

MOST ASSISTS

Game:	41	@ Hawaii Pacific	12/20/85
Season:	715	1979-80	38 games

MOST ASSISTS PER GAME

Season:	19.6	1985-86	665 in 34 games
		1980-81	608 in 31 games

INDIVIDUAL RECORDS

MOST ASSISTS

Game:	18	Dawn Marsh	vs. Georgia	3/6/88
Season:	243	Dawn Marsh	1987-88	34 games
Career:	755	Dawn Marsh	1984-88	132 games

MOST ASSISTS PER GAME

Season:	7.1	Dawn Marsh	1987-88	243 in 34 games
Career:	5.7	Dawn Marsh	1984-88	755 in 132 games

CAREER LEADERS

TOTAL ASSISTS

Asst	Player	Seasons
1. 755	Dawn Marsh	1984-88
2. 673	Holly Warlick	1976-80
3. 587	Lea Henry	1979-83
4. 518	Ariel Massengale	2011-15
5. 503	Alexis Hornbuckle	2004-08
6. 456	Kara Lawson	1999-03
7. 452	Kellie Jolly	1995-99
8. 449	Michelle Marciniak	1993-96
9. 439	Dena Head	1988-92
10. 429	Kristen Clement	1997-01

ASSISTS PER GAME

Asst	Player	Seasons
1. 5.72	Dawn Marsh	1984-88
2. 4.78	Evina Westbrook	2017-19
3. 4.77	Holly Warlick	1976-80
4. 4.41	Jordan Horston	2019-
5. 4.38	Lea Henry	1979-83
6. 4.32	Michelle Marciniak	1993-96
7. 4.25	Ariel Massengale	2011-15
8. 3.73	Cindy Brogdon	1977-79
9. 3.64	Alexis Hornbuckle	2004-08
10. 3.58	Loree Moore	2001-05
11. 3.45	Anastasia Hayes	2017-18

SINGLE SEASON LEADERS

TOTAL ASSISTS

Asst.	Player	Season
1. 243	Dawn Marsh	1987-88
2. 225	Holly Warlick	1979-80
3. 204	Michelle Marciniak	1994-95
4. 193	Dawn Marsh	1986-87
5. 192	Dawn Marsh	1985-86
6. 181	Holly Warlick	1978-79
7. 165	Lea Henry	1980-81
8. 163	Evina Westbrook	2018-19
9. 162	Ariel Massengale	2011-12
10. 158	Ariel Massengale	2012-13
158	Lea Henry	1981-82

BY CLASS

Freshman:	162	Ariel Massengale	2011-12
Sophomore:	192	Dawn Marsh	1985-86
Junior:	204	Michelle Marciniak	1994-95
Senior:	243	Dawn Marsh	1987-88

ASSISTS PER GAME

APG	Player	Season
1. 7.1	Dawn Marsh	1987-88
2. 6.0	Dawn Marsh	1986-87

3. 5.9	Holly Warlick	1979-80
4. 5.8	Ariel Massengale	2013-14
5. 5.7	Michelle Marciniak	1994-95
6. 5.6	Dawn Marsh	1985-86
7. 5.3	Evina Westbrook	2018-19
5.3	Lea Henry	1980-81
9. 5.0	Holly Warlick	1977-78
10. 4.9	Ariel Massengale	2011-12
4.9	Lea Henry	1981-82

SINGLE GAME LEADERS

ASSISTS

Asst	Player	Date	Opponent
1. 18	Dawn Marsh	3/6/88	Georgia
2. 14	Holly Warlick	2/12/78	Memphis State
3. 13	Jordan Reynolds	12/21/16	Troy
13	Ariel Massengale	11/28/13	Virginia
13	Shannon Bobbitt	12/16/07	Gonzaga
13	Dawn Marsh	1/11/87	Kentucky
7. 12	Jasmine Massengill	1/2/20	Missouri
12	Evina Westbrook	12/6/17	Troy
12	Ariel Massengale	1/2/14	LSU
12	Ariel Massengale	1/15/12	Vanderbilt
12	Shekinna Stricklen	1/3/10	Oklahoma
12	Michelle Marciniak	2/25/95	Georgia
12	Dawn Marsh	1/17/88	Vanderbilt
12	Dawn Marsh	3/20/86	Georgia
12	Lea Henry	2/28/82	Kentucky
12	Holly Warlick	3/5/80	Clemson

YEAR-BY-YEAR LEADERS

Year	Leader	G	Assts-Avg
1975-76	Suzanne Barbre	14	55-3.9
1976-77	Suzanne Barbre	33	126-3.8
1977-78	Holly Warlick	31	155-5.0
1978-79	Holly Warlick	39	181-4.6
1979-80	Holly Warlick	38	225-5.9
1980-81	Lea Henry	31	165-5.3
1981-82	Lea Henry	32	158-4.9
1982-83	Lea Henry	33	145-4.4
1983-84	Pat Hatmaker	33	124-3.8
1984-85	Dawn Marsh	32	127-4.0
1985-86	Dawn Marsh	34	192-5.6
1986-87	Dawn Marsh	32	193-6.0
1987-88	Dawn Marsh	34	243-7.1
1988-89	Melissa McCray	37	133-3.6
1989-90	Dena Head	33	126-3.8
1990-91	Dena Head	35	125-3.6
1991-92	Jody Adams	31	82-2.6
1992-93	Tiffany Woosley	32	93-2.9
1993-94	Tiffany Woosley	33	106-3.2
1994-95	Michelle Marciniak	36	204-5.7
1995-96	Michelle Marciniak	36	152-4.2
1996-97	Laurie Milligan	22	98-4.5
1997-98	Kellie Jolly	39	148-3.8
1998-99	Kellie Jolly	34	141-4.1
1999-00	Kristen Clement	36	126-3.5
2000-01	Kara Lawson	34	113-3.3
2001-02	Loree Moore	34	133-3.9
2002-03	Kara Lawson	38	151-4.0
2003-04	Tasha Butts	35	99-2.8
2004-05	Alexis Hornbuckle	35	110-3.1
2005-06	Shanna Zolman	36	114-3.2
2006-07	Alexis Hornbuckle	37	146-3.9
2007-08	Alexis Hornbuckle	37	134-3.6
2008-09	Shekinna Stricklen	32	95-3.0
2009-10	Shekinna Stricklen	35	135-3.9
2010-11	Meighan Simmons	37	104-2.8
2011-12	Ariel Massengale	33	162-4.9
2012-13	Ariel Massengale	35	158-4.5
2013-14	Ariel Massengale	19	110-5.8
2014-15	Cierra Burdick	34	91-2.7
2015-16	Jordan Reynolds	33	89-2.6
2016-17	Jordan Reynolds	31	138-4.5
2017-18	Evina Westbrook	33	143-4.3
2018-19	Evina Westbrook	31	163-5.3
2019-20	Jordan Horston	31	143-4.6
2020-21	Jordan Horston	25	104-4.2

GENERAL

STAFF

PLAYERS

REVIEW

HISTORY

FACILITIES

NCAA

SEC

RECORDS

MEDIA INFO



BLOCK RECORDS

TEAM RECORDS

MOST BLOCKS

Game: 15	vs. Kentucky	2/25/10	
Season: 228	1997-98	39 games	

MOST BLOCKS PER GAME

Season: 6.9	2019-20	215 in 31 games
--------------------	---------	-----------------

INDIVIDUAL RECORDS

MOST BLOCKS

Game: 12	Kelley Cain	vs. LSU	2/22/10
Season: 113	Kelley Cain	2009-10	33 games
Career: 275	Candace Parker	2005-08	110 games

MOST BLOCKS PER GAME

Season: 3.424	Kelley Cain	2009-10	113 in 33 games
Career: 2.821	Tamari Key	2019-	158 in 56 games

CAREER LEADERS

TOTAL BLOCKS

Blks.	Player	Seasons
1. 275	Candace Parker	2005-08
2. 249	Sheila Frost	1985-89
3. 228	Kelley Cain	2008-11
4. 200	Ashley Robinson	2000-04
5. 195	Mercedes Russell	2013-18
6. 194	Michelle Snow	1999-02
7. 161	Nicky Anosike	2004-08
8. 158	Tamari Key	2019-
9. 136	Tamika Catchings	1997-01
10. 135	Teresa Geter	1997-99

BLOCKS PER GAME

BPG	Player	Seasons
1. 2.82	Tamari Key	2019-
2. 2.50	Candace Parker	2005-08
3. 2.48	Kelley Cain	2008-11
4. 2.01	Teresa Geter	1997-99
5. 1.80	Sheila Frost	1985-89
6. 1.52	Ashley Robinson	2000-04
7. 1.43	Mercedes Russell	2013-18
8. 1.42	Michelle Snow	1998-02
9. 1.17	Isabelle Harrison	2011-15
10. 1.10	Nicky Anosike	2004-08
11. 1.07	Tamika Catchings	1997-01

SINGLE SEASON LEADERS

TOTAL BLOCKS

Blks.	Player	Season
1. 113	Kelley Cain	2009-10
2. 99	Candace Parker	2006-07
3. 90	Candace Parker	2007-08
90	Teresa Geter	1997-98
5. 86	Tamari Key	2019-20
86	Candace Parker	2005-06
7. 77	Sheila Frost	1985-86
8. 72	Tamari Key	2020-21
70	Ashley Robinson	2003-04
66	Mercedes Russell	2015-16
66	Kelley Cain	2010-11

BY CLASS

Freshman: 90	Teresa Geter	1997-98
Sophomore: 113	Kelley Cain	2009-10
Junior: 90	Candace Parker	2007-08
Senior: 70	Ashley Robinson	2003-04

BLOCKS PER GAME

BPG	Player	Season
1. 3.424	Kelley Cain	2009-10
2. 2.880	Tamari Key	2020-21
3. 2.774	Tamari Key	2019-20
4. 2.750	Candace Parker	2006-07
5. 2.389	Candace Parker	2005-06
6. 2.368	Candace Parker	2007-08
7. 2.333	Sheila Frost	1985-86
8. 2.308	Teresa Geter	1997-98
9. 2.080	Isabelle Harrison	2012-13
10. 2.063	Kelley Cain	2010-11

SINGLE GAME LEADERS

BLOCKS

Blks.	Player	Date	Opponent
1. 12	Kelley Cain	2/22/10	LSU
2. 10	Tamari Key	1/31/21	Florida
3. 9	Tamari Key	2/2/20	at South Carolina
4. 8	Kelley Cain	2/4/10	Arkansas
8	Ashley Robinson	12/11/03	Rutgers
6. 7	Tamari Key	3/6/20	vs. Kentucky
7	Isabelle Harrison	1/3/13	at South Carolina
7	Kelley Cain	2/25/10	Kentucky
7	Kelley Cain	2/14/10	Florida
7	Kelley Cain	3/5/09	Alabama
7	Candace Parker	11/28/06	at Louisiana Tech
7	Candace Parker	11/24/05	Michigan State
7	Michelle Snow	3/31/00	Rutgers
7	Cindy Noble	3/21/81	Illinois State

YEAR-BY-YEAR LEADERS

Year	Leader	G	Blocks-Avg
1980-81	Cindy Noble	31	47-1.5
1981-82	Shelia Collins	29	30-1.0
1982-83	Karen Morton	21	16-0.8
1983-84	Mary Ostrowski	31	21-0.7
1984-85	Valerie Freeman	25	28-1.1
1985-86	Sheila Frost	33	77-2.3
1986-87	Sheila Frost	34	56-1.6
1987-88	Sheila Frost	34	60-1.8
1988-89	Sheila Frost	37	56-1.5
1989-90	Daedra Charles	33	36-1.1
1990-91	Daedra Charles	35	39-1.1
1991-92	Dana Johnson	31	21-0.7
1992-93	Vonda Ward	32	38-1.2
1993-94	Vonda Ward	32	36-1.1
1994-95	Tiffani Johnson	37	39-1.1
1995-96	Abby Conklin	35	32-0.9
1996-97	Chamique Holdscraw	39	35-0.9
1997-98	Teresa Geter	39	90-2.3
1998-99	Michelle Snow	34	46-1.4
1999-00	Michelle Snow	37	47-1.3
2000-01	Ashley Robinson	34	51-1.5
2001-02	Michelle Snow	33	55-1.7
2002-03	Ashley Robinson	37	63-1.7
2003-04	Ashley Robinson	35	70-2.0
2004-05	Nicky Anosike	35	33-0.9
2005-06	Candace Parker	36	86-2.4
2006-07	Candace Parker	36	99-2.8
2007-08	Candace Parker	38	90-2.4
2008-09	Kelley Cain	27	49-1.8
2009-10	Kelley Cain	33	113-3.4
2010-11	Kelley Cain	32	66-2.1
2011-12	Glory Johnson	36	41-1.1
2012-13	Isabelle Harrison	25	52-2.1
2013-14	Mercedes Russell	35	40-1.1
2014-15	Isabelle Harrison	21	26-1.2
2015-16	Mercedes Russell	36	66-1.8
2016-17	Mercedes Russell	32	45-1.4
2017-18	Mercedes Russell	33	44-1.3
2018-19	Cheridene Green	32	16-0.5
2018-19	Kasiyahna Kushkituah	28	15-0.5
2019-20	Tamari Key	31	86-2.8
2020-21	Tamari Key	25	72-2.9

STEAL RECORDS

TEAM RECORDS

MOST STEALS

Game:	38	vs. Hawaii Pacific	12/20/85
Season:	567	1997-98	39 games
		1978-79	38 games

MOST STEALS PER GAME

Season:	14.5	1997-98	567 in 39 games
	14.5	1978-79	567 in 39 games

INDIVIDUAL RECORDS

MOST STEALS

Game:	11	Michelle Marciniak	at Kentucky	1/14/96
Season:	141	Holly Warlick	1978-79	39 games
Career:	373	Alexis Hornbuckle	2004-08	138 games

MOST STEALS PER GAME

Season:	3.65	Shelia Collins	1984-85	113 in 31 games
Career:	3.25	Holly Warlick	1976-80	*250 in 77 games

*Complete records for Holly Warlick's first two seasons are unavailable.

CAREER LEADERS

TOTAL STEALS

Stls.	Player	Seasons
1. 373	Alexis Hornbuckle	2004-08
2. 336	Bridgette Gordon	1985-89
3. 311	Tamika Catchings	1997-01
4. 305	Chamique Holdscraw	1995-99
5. 289	Nikki McCray	1991-95
6. 286	Semeka Randall	1997-01
7. 280	Loree Moore	2001-05
8. 278	Shelia Collins	1981-85
9. 250	Holly Warlick	1976-80
10. 234	Michelle Marciniak	1993-96

STEALS PER GAME

SPG	Player	Seasons
1. 3.247	Holly Warlick	1976-80
2. 2.703	Alexis Hornbuckle	2004-08
3. 2.673	Shelia Collins	1981-85
4. 2.453	Bridgette Gordon	1985-89
5. 2.449	Tamika Catchings	1997-01
6. 2.373	Loree Moore	2001-05
7. 2.276	Nikki McCray	1991-95
8. 2.167	Michelle Marciniak	1993-96
9. 2.061	Chamique Holdscraw	1995-99
10. 2.043	Semeka Randall	1997-01

SINGLE SEASON LEADERS

TOTAL STEALS

Stls.	Player	Season
1. 141	Holly Warlick	1978-79
2. 114	Alexis Hornbuckle	2006-07
3. 113	Shelia Collins	1984-85
4. 110	Chamique Holdscraw	1997-98
5. 109	Holly Warlick	1979-80
6. 105	Bridgette Gordon	1988-89
7. 104	Alexis Hornbuckle	2007-08
8. 102	Semeka Randall	1997-98
9. 101	Michelle Marciniak	1995-96
10. 100	Tamika Catchings	1997-98

BY CLASS

Freshman:	102	Semeka Randall	1997-98
Sophomore:	97	Loree Moore	2002-03
Junior:	141	Holly Warlick	1978-89
Senior:	113	Shelia Collins	1984-85

STEALS PER GAME

SPG	Player	Season
1. 3.645	Shelia Collins	1984-85
2. 3.615	Holly Warlick	1978-79
3. 3.081	Alexis Hornbuckle	2006-07
4. 2.917	Bridgette Gordon	1988-89
5. 2.868	Holly Warlick	1979-80
6. 2.821	Chamique Holdscraw	1997-98
7. 2.811	Alexis Hornbuckle	2007-08
8. 2.806	Michelle Marciniak	1995-96
9. 2.684	Semeka Randall	1997-98
10. 2.564	Tamika Catchings	1997-98

SINGLE GAME LEADERS

Stls.	Player	Date	Opponent
1. 11	Michelle Marciniak	1/14/1996	at Kentucky
2. 10	Shelia Collins	2/8/1985	at Florida State
3. 9	Holly Warlick	1/24/1979	at LSU
4. 8	Alexis Hornbuckle	3/25/2008	at Purdue
8	Alberta Auguste	11/28/2006	at Louisiana Tech
8	Loree Moore	11/19/2004	at Chattanooga
8	Tamika Catchings	2/16/1999	Memphis
8	Nikki McCray	2/12/1995	Vanderbilt
8	Nikki McCray	1/20/1994	Virginia Tech
8	Nikki McCray	1/7/1994	at Notre Dame
8	Nikki McCray	12/9/1992	UNC-Charlotte
8	Nikki McCray	2/19/1992	at Memphis State

YEAR-BY-YEAR LEADERS

Year	Leader	G	Stls.-Avg
1978-79	Holly Warlick	39	141-3.6
1979-80	Holly Warlick	38	109-2.9
1980-81	Lea Henry	31	50-1.6
1981-82	Shelia Collins	29	72-2.5
1982-83	Lea Henry	33	70-2.1
1983-84	Shelia Collins	33	84-2.5
1984-85	Shelia Collins	31	113-3.6
1985-86	Bridgette Gordon	34	75-2.2
1986-87	Bridgette Gordon	34	80-2.4
1987-88	Tonya Edwards	34	78-2.3
1988-89	Bridgette Gordon	36	105-2.9
1989-90	Tonya Edwards	33	56-1.7
1990-91	Daedra Charles	35	72-2.1
1991-92	Dena Head	30	60-2.0
1992-93	Nikki McCray	32	86-2.7
1993-94	Nikki McCray	33	80-2.4
1994-95	Michelle Marciniak	36	83-2.3
1995-96	Michelle Marciniak	36	101-2.8
1996-97	Chamique Holdscraw	39	93-2.4
1997-98	Chamique Holdscraw	39	110-2.8
1998-99	Tamika Catchings	34	88-2.6
1999-00	Tamika Catchings	37	92-2.5
2000-01	Semeka Randall	32	52-1.6
2001-02	Loree Moore	34	80-2.4
2002-03	Loree Moore	38	97-2.6
2003-04	Loree Moore	17	48-2.8
2004-05	Alexis Hornbuckle	35	64-1.8
2005-06	Alexis Hornbuckle	29	91-3.1
2006-07	Alexis Hornbuckle	37	114-3.1
2007-08	Alexis Hornbuckle	37	104-2.8
2008-09	Shekinna Stricklen	32	58-1.8
2009-10	Glory Johnson	35	45-1.3
2010-11	Glory Johnson	37	50-1.4
2011-12	Ariel Massengale	33	45-1.4
	Glory Johnson	36	49-1.4
2012-13	Kamiko Williams	35	57-1.6
2013-14	Andraya Carter	35	56-1.6
2014-15	Andraya Carter	35	80-2.3
2015-16	Diamond DeShields	36	58-1.6
2016-17	Diamond DeShields	29	41-1.4
2017-18	Jaime Nared	33	73-2.2
2018-19	Evina Westbrook	31	49-1.6
	Meme Jackson	30	48-1.6
2019-20	Jordan Horston	31	39-1.3
2020-21	Jordan Horston	25	36-1.4

GENERAL

STAFF

PLAYERS

REVIEW

HISTORY

FACILITIES

NCAA

SEC

RECORDS

MEDIA INFO



YEAR-BY-YEAR STATISTICAL LEADERS

SCORING

Year	Leader	Games	Pts-Avg.
1975-76	Sue Thomas	14	250-17.8
1976-77	Patricia Roberts	33	987-29.9
1977-78	Cindy Brogdon	31	674-21.7
1978-79	Cindy Brogdon	39	784-20.1
1979-80	Jill Rankin	38	730-19.2
1980-81	Cindy Noble	31	450-14.5
1981-82	Mary Ostrowski	32	458-14.3
1982-83	Tanya Haave	33	614-18.6
1983-84	Mary Ostrowski	31	493-15.9
1984-85	Shelia Collins	31	563-18.2
1985-86	Bridgette Gordon	34	481-14.1
1986-87	Bridgette Gordon	34	559-16.4
1987-88	Bridgette Gordon	33	687-20.8
1988-89	Bridgette Gordon	36	735-20.4
1989-90	Daedra Charles	33	525-15.9
1990-91	Daedra Charles	35	607-17.3
1991-92	Peggy Evans	31	458-14.8
1992-93	Lisa Harrison	32	447-14.0
1993-94	Nikki McCray	33	537-16.3
1994-95	Dana Johnson	37	577-15.6
1995-96	Chamique Holdsclaw	36	583-16.2
1996-97	Chamique Holdsclaw	39	803-20.6
1997-98	Chamique Holdsclaw	39	915-23.5
1998-99	Chamique Holdsclaw	34	724-21.3
1999-00	Tamika Catchings	37	580-15.7
2000-01	Tamika Catchings	17	259-15.2
2001-02	Kara Lawson	34	512-15.1
2002-03	Gwen Jackson	38	612-16.1
2003-04	Shyra Ely	35	508-14.5
2004-05	Shyra Ely	35	503-14.4
2005-06	Candace Parker	36	622-17.3
2006-07	Candace Parker	36	706-19.6
2007-08	Candace Parker	38	809-21.3
2008-09	Shekinna Stricklen	32	424-13.3
2009-10	Angie Bjorklund	35	487-13.9
2010-11	Meighan Simmons	37	500-13.5
2011-12	Shekinna Stricklen	35	539-15.4
2012-13	Meighan Simmons	35	589-16.8
2013-14	Meighan Simmons	35	577-16.5
2014-15	Isabelle Harrison	21	256-12.2
2015-16	Diamond DeShields	36	514-14.3
2016-17	Diamond DeShields	29	504-17.4
2017-18	Jaime Nared	33	550-16.7
2018-19	Rennia Davis	31	463-14.9
	Evina Westbrook	31	463-14.9
2019-20	Rennia Davis	30	541-18.0
2020-21	Rennia Davis	24	415-17.3

REBOUNDING

Year	Leader	Games	Rbs-Avg.
1975-76	Sue Thomas	14	115-8.2
1976-77	Patricia Roberts	33	467-14.2
1977-78	Cindy Brogdon	31	238-7.6
1978-79	Debbie Groover	39	338-8.7
1979-80	Cindy Noble	38	288-7.6
1980-81	Cindy Noble	31	227-7.3
1981-82	Mary Ostrowski	32	273-8.5
1982-83	Mary Ostrowski	33	250-7.6
1983-84	Mary Ostrowski	31	268-8.6
1984-85	Shelia Collins	31	290-9.4
1985-86	Sheila Frost	33	309-9.4
1986-87	Bridgette Gordon	34	232-6.8
1987-88	Sheila Frost	34	269-7.9
1988-89	Bridgette Gordon	36	251-7.0
1989-90	Daedra Charles	33	287-8.7
1990-91	Daedra Charles	35	322-9.2
1991-92	Peggy Evans	31	201-6.5
1992-93	Lisa Harrison	32	300-9.4
1993-94	Dana Johnson	33	241-7.3
1994-95	Dana Johnson	37	289-7.8

1995-96	Chamique Holdsclaw	36	326-9.1
1996-97	Chamique Holdsclaw	39	367-9.4
1997-98	Chamique Holdsclaw	39	328-8.4
1998-99	Chamique Holdsclaw	34	274-8.1
1999-00	Tamika Catchings	37	292-7.9
2000-01	Tamika Catchings	17	150-8.8
2001-02	Michelle Snow	33	214-6.5
2002-03	Shyra Ely	36	238-6.6
2003-04	Shyra Ely	35	279-8.0
2004-05	Shyra Ely	35	246-7.0
2005-06	Candace Parker	36	298-8.3
2006-07	Candace Parker	36	352-9.8
2007-08	Candace Parker	38	322-8.5
2008-09	Glory Johnson	33	236-7.2
2009-10	Kelley Cain	33	254-7.7
2010-11	Glory Johnson	37	359-9.7
2011-12	Glory Johnson	36	355-9.9
2012-13	Bashaara Graves	35	281-8.0
2013-14	Isabelle Harrison	35	326-9.3
2014-15	Isabelle Harrison	21	181-8.6
2015-16	Mercedes Russell	36	299-8.3
2016-17	Mercedes Russell	32	309-9.7
2017-18	Mercedes Russell	33	303-9.2
2018-19	Rennia Davis	31	240-7.7
2019-20	Rennia Davis	30	245-8.2
2020-21	Rennia Davis	24	212-8.8

FIELD GOAL PERCENTAGE

(min. 60 attempts)

Year	Leader	Games	FGM-FGA	Pct.
1975-76	Marcie Garner	12	36-66	.545
1976-77	Patricia Roberts	33	428-662	.647
1977-78	Suzanne Barbre	31	209-414	.504
1978-79	Cindy Noble	34	170-292	.582
1979-80	Cindy Noble	38	266-392	.678
1980-81	Cindy Noble	31	178-298	.597
1981-82	Paula Towns	31	184-321	.573
1982-83	Lynne Collins	30	79-130	.608
1983-84	Mary Ostrowski	31	194-376	.516
1984-85	Lisa Webb	16	79-156	.506
1985-86	Sheila Frost	33	181-312	.580
1986-87	Sheila Frost	34	161-273	.590
1987-88	Sheila Frost	34	208-338	.615
1988-89	Kelli Casteel	31	44-63	.698
1989-90	Daedra Charles	33	212-385	.551
1990-91	Daedra Charles	35	243-434	.560
1991-92	Peggy Evans	31	186-350	.531
1992-93	Dana Johnson	32	143-268	.534
1993-94	Dana Johnson	33	173-317	.546
1994-95	Dana Johnson	37	215-350	.614
1995-96	Pashen Thompson	35	106-201	.527
1996-97	Tiffani Johnson	38	143-269	.532
1997-98	Teresa Geter	39	98-179	.547
1998-99	Michelle Snow	34	117-195	.600
1999-00	Michelle Snow	37	181-326	.555
2000-01	Michelle Snow	33	143-250	.572
2001-02	Michelle Muñoz	27	36-62	.581
2002-03	Courtney McDaniel	36	57-96	.594
2003-04	Ashley Robinson	35	120-247	.486
2004-05	Tye'sha Fluker	33	101-219	.461
2005-06	Sybil Dosty	35	40-65	.615
2006-07	Candace Parker	36	267-505	.529
2007-08	Vicki Baugh	38	79-143	.552
2008-09	Kelley Cain	27	97-157	.618
2009-10	Kelley Cain	33	148-244	.607
2010-11	Kelley Cain	32	98-165	.594
2011-12	Vicki Baugh	35	105-182	.577
2012-13	Bashaara Graves	35	165-316	.522
2013-14	Mercedes Russell	35	93-156	.596
2014-15	Nia Moore	36	75-133	.564
2015-16	Mercedes Russell	36	148-270	.548
2016-17	Mercedes Russell	32	199-354	.562
2017-18	Mercedes Russell	33	207-355	.583

YEAR-BY-YEAR STATISTICAL LEADERS

2018-19	Cheridene Green	32	114-208	.548
2019-20	Tamari Key	31	92-164	.561
2020-21	Tamari Key	25	91-145	.628

3-PT. FIELD GOAL PERCENTAGE

(min. 50 attempts after 1988-89)

Year	Leader	3FGM-FGA	Pct.
1988-89	Bridgette Gordon	2-6	.333
1989-90	Jody Adams	27-82	.329
1990-91	Dena Head	25-51	.490
1991-92	Tiffany Woosley	28-69	.406
1992-93	Nikki Caldwell	35-101	.347
1993-94	Tiffany Woosley	46-101	.455
1994-95	Michelle Marciniak	31-102	.304
1995-96	Abby Conklin	38-90	.422
1996-97	Abby Conklin	49-128	.383
1997-98	Kellie Jolly	36-86	.419
1998-99	Kristen Clement	25-65	.385
1999-00	Kara Lawson	79-181	.436
2000-01	Kara Lawson	62-150	.413
2001-02	April McDivitt	29-72	.403
2002-03	Kara Lawson	77-171	.450
2003-04	Shanna Zolman	58-136	.426
2004-05	Shanna Zolman	68-156	.436
2005-06	Sidney Spencer	53-122	.434
2006-07	Shannon Bobbitt	69-167	.413
2007-08	Alexis Hornbuckle	39-92	.424
2008-09	Angie Bjorklund	62-152	.408
2009-10	Angie Bjorklund	102-239	.427
2010-11	Angie Bjorklund	73-162	.451
2011-12	Taber Spani	34-85	.400
2012-13	Taber Spani	48-130	.369
2013-14	Andraya Carter	28-71	.394
2014-15	Ariel Massengale	74-202	.366
2015-16	Kortney Dunbar	25-75	.333
2016-17	Alexa Middleton	42-108	.389
2017-18	Kortney Dunbar	19-51	.373
2018-19	Evina Westbrook	38-100	.380
2019-20	Jessie Rennie	25-54	.463
2020-21	Rae Burrell	39-97	.402

FREE THROW PERCENTAGE

(min. 50 attempts)

Year	Leader	Games	FTM-FTA	Pct.
1975-76	Lisa McGill	14	37-56	.660
1976-77	Patricia Roberts	33	131-175	.748
1977-78	Cindy Brogdon	31	102-118	.864
1978-79	Debbie Groover	39	111-134	.820
1979-80	Jill Rankin	38	138-172	.802
1980-81	Mary Ostrowski	29	84-115	.730
1981-82	Tanya Haave	32	52-63	.825
1982-83	Tanya Haave	33	110-131	.840
1983-84	Tanya Haave	33	88-113	.779
1984-85	Dawn Marsh	32	71-83	.855
1985-86	Dawn Marsh	34	43-63	.683
1986-87	Tonya Edwards	34	89-114	.781
1987-88	Dawn Marsh	34	52-61	.852
1988-89	Tonya Edwards	20	59-74	.797
1989-90	Jody Adams	33	54-65	.831
1990-91	Jody Adams	35	60-78	.769
1991-92	Tiffany Woosley	31	73-92	.793
1992-93	Tiffany Woosley	32	86-104	.827
1993-94	Tiffany Woosley	33	110-125	.880
1994-95	Pashen Thompson	24	52-62	.839
1995-96	Michelle Marciniak	36	101-127	.795
1996-97	Laurie Milligan	22	59-68	.868
1997-98	Kellie Jolly	39	59-70	.843
1998-99	Tamika Catchings	34	134-173	.775
1999-00	Kara Lawson	37	89-109	.817
2000-01	Kara Lawson	34	60-70	.857
2001-02	Kara Lawson	34	96-115	.835
2002-03	Shanna Zolman	38	58-65	.892
2003-04	Shanna Zolman	35	88-92	.957

2004-05	Shanna Zolman	35	75-87	.862
2005-06	Shanna Zolman	36	85-90	.944
2006-07	Sidney Spencer	37	54-60	.900
2007-08	Shannon Bobbitt	38	51-63	.810
2008-09	Shekinna Stricklen	32	86-113	.761
2009-10	Shekinna Stricklen	35	84-102	.824
2010-11	Taber Spani	37	44-55	.800
2011-12	Ariel Massengale	33	66-85	.776
2012-13	Taber Spani	35	65-76	.855
2013-14	Ariel Massengale	19	67-80	.838
2014-15	Ariel Massengale	35	74-86	.860
2015-16	Andraya Carter	34	40-50	.800
2016-17	Jaime Nared	32	141-161	.876
2017-18	Jaime Nared	33	169-206	.820
2018-19	Rennia Davis	31	83-97	.856
2019-20	Rennia Davis	30	89-111	.802
2020-21	Rennia Davis	24	81-95	.853

ASSISTS

Year	Leader	Games	Assts-Avg.
1975-76	Suzanne Barbre	14	55-3.9
1976-77	Suzanne Barbre	33	126-3.8
1977-78	Holly Warlick	31	155-5.0
1978-79	Holly Warlick	39	181-4.6
1979-80	Holly Warlick	38	225-5.9
1980-81	Lea Henry	31	165-5.3
1981-82	Lea Henry	32	158-4.9
1982-83	Lea Henry	33	145-4.4
1983-84	Pat Hatmaker	33	124-3.8
1984-85	Dawn Marsh	32	127-4.0
1985-86	Dawn Marsh	34	192-5.6
1986-87	Dawn Marsh	32	193-6.0
1987-88	Dawn Marsh	34	243-7.1
1988-89	Melissa McCray	37	133-3.6
1989-90	Dena Head	33	126-3.8
1990-91	Dena Head	35	125-3.6
1991-92	Jody Adams	31	82-2.6
1992-93	Tiffany Woosley	32	93-2.9
1993-94	Tiffany Woosley	33	106-3.2
1994-95	Michelle Marciniak	36	204-5.7
1995-96	Michelle Marciniak	36	152-4.2
1996-97	Laurie Milligan	22	98-4.5
1997-98	Kellie Jolly	39	148-3.8
1998-99	Kellie Jolly	34	141-4.1
1999-00	Kristen Clement	36	126-3.5
2000-01	Kara Lawson	34	113-3.3
2001-02	Loree Moore	34	133-3.9
2002-03	Kara Lawson	38	151-4.0
2003-04	Tasha Butts	35	99-2.8
2004-05	Alexis Hornbuckle	35	110-3.1
2005-06	Shanna Zolman	36	114-3.2
2006-07	Alexis Hornbuckle	37	146-3.9
2007-08	Alexis Hornbuckle	37	134-3.6
2008-09	Shekinna Stricklen	32	95-3.0
2009-10	Shekinna Stricklen	35	135-3.9
2010-11	Meighan Simmons	37	104-2.8
2011-12	Ariel Massengale	33	162-4.9
2012-13	Ariel Massengale	35	158-4.5
2013-14	Ariel Massengale	19	110-5.8
2014-15	Cierra Burdick	34	91-2.7
2015-16	Jordan Reynolds	33	89-2.6
2016-17	Jordan Reynolds	31	138-4.5
2017-18	Evina Westbrook	33	143-4.3
2018-19	Evina Westbrook	31	163-5.3
2019-20	Jordan Horston	31	143-4.6
2020-21	Jordan Horston	25	104-4.2

STEALS

Year	Leader	G	Stls.-Avg
1978-79	Holly Warlick	39	141-3.6
1979-80	Holly Warlick	38	109-2.9
1980-81	Lea Henry	31	50-1.6
1981-82	Shelia Collins	29	72-2.5

GENERAL

STAFF

PLAYERS

REVIEW

HISTORY

FACILITIES

NCAA

SEC

RECORDS

MEDIA INFO



YEAR-BY-YEAR STATISTICAL LEADERS

1982-83	Lea Henry	33	70-2.1	1982-83	Karen Morton	21	16-0.8
1983-84	Shelia Collins	33	84-2.5	1983-84	Mary Ostrowski	31	21-0.7
1984-85	Shelia Collins	31	113-3.6	1984-85	Valerie Freeman	25	28-1.1
1985-86	Bridgette Gordon	34	75-2.2	1985-86	Sheila Frost	33	77-2.3
1986-87	Bridgette Gordon	34	80-2.4	1986-87	Sheila Frost	34	56-1.6
1987-88	Tonya Edwards	34	78-2.3	1987-88	Sheila Frost	34	60-1.8
1988-89	Bridgette Gordon	36	105-2.9	1988-89	Sheila Frost	37	56-1.5
1989-90	Tonya Edwards	33	56-1.7	1989-90	Daedra Charles	33	36-1.1
1990-91	Daedra Charles	35	72-2.1	1990-91	Daedra Charles	35	39-1.1
1991-92	Dena Head	30	60-2.0	1991-92	Dana Johnson	31	21-0.7
1992-93	Nikki McCray	32	86-2.7	1992-93	Vonda Ward	32	38-1.2
1993-94	Nikki McCray	33	80-2.4	1993-94	Vonda Ward	32	36-1.1
1994-95	Michelle Marciniak	36	83-2.3	1994-95	Tiffani Johnson	37	39-1.1
1995-96	Michelle Marciniak	36	101-2.8	1995-96	Abby Conklin	35	32-0.9
1996-97	Chamique Holdsclaw	39	93-2.4	1996-97	Chamique Holdsclaw	39	35-0.9
1997-98	Chamique Holdsclaw	39	110-2.8	1997-98	Teresa Geter	39	90-2.3
1998-99	Tamika Catchings	34	88-2.6	1998-99	Michelle Snow	34	46-1.4
1999-00	Tamika Catchings	37	92-2.5	1999-00	Michelle Snow	37	47-1.3
2000-01	Semeka Randall	32	52-1.6	2000-01	Ashley Robinson	34	51-1.5
2001-02	Loree Moore	34	80-2.4	2001-02	Michelle Snow	33	55-1.7
2002-03	Loree Moore	38	97-2.6	2002-03	Ashley Robinson	37	63-1.7
2003-04	Loree Moore	17	48-2.8	2003-04	Ashley Robinson	35	70-2.0
2004-05	Alexis Hornbuckle	35	64-1.8	2004-05	Nicky Anosike	35	33-0.9
2005-06	Alexis Hornbuckle	29	91-3.1	2005-06	Candace Parker	36	86-2.4
2006-07	Alexis Hornbuckle	37	114-3.1	2006-07	Candace Parker	36	99-2.8
2007-08	Alexis Hornbuckle	37	104-2.8	2007-08	Candace Parker	38	90-2.4
2008-09	Shekinna Stricklen	32	58-1.8	2008-09	Kelley Cain	27	49-1.8
2009-10	Glory Johnson	35	45-1.3	2009-10	Kelley Cain	33	113-3.4
2010-11	Glory Johnson	37	50-1.4	2010-11	Kelley Cain	32	66-2.1
2011-12	Ariel Massengale	33	45-1.4	2011-12	Glory Johnson	36	41-1.1
	Glory Johnson	36	49-1.4	2012-13	Isabelle Harrison	25	52-2.1
2012-13	Kamiko Williams	35	57-1.6	2013-14	Mercedes Russell	35	40-1.1
2013-14	Andraya Carter	35	56-1.6	2014-15	Isabelle Harrison	21	26-1.2
2014-15	Andraya Carter	35	80-2.3	2015-16	Mercedes Russell	36	66-1.8
2015-16	Diamond DeShields	36	58-1.6	2016-17	Mercedes Russell	32	45-1.4
2016-17	Diamond DeShields	29	41-1.4	2017-18	Mercedes Russell	33	44-1.3
2017-18	Jaime Nared	33	73-2.2	2018-19	Cheridene Green	32	16-0.5
2018-19	Evana Westbrook	31	49-1.6	2018-19	Kasiyahna Kushkituah	28	15-0.5
2019-20	Jordan Horston	31	39-1.3	2019-20	Tamari Key	31	86-2.8
2020-21	Jordan Horston	25	36-1.4	2020-21	Tamari Key	25	72-2.9

BLOCKS

Year	Leader	G	Blocks-Avg
1980-81	Cindy Noble	31	47-1.5
1981-82	Shelia Collins	29	30-1.0



Tamari Key, shown here with one of her 10 blocked shots vs. Florida in 2021, has led UT in blocks averaged the past two seasons. She already ranks No. 1 in Lady Vol history in career blocks averaged (2.821) and is No. 8 in career total blocks (158) through her sophomore year.

MISCELLANEOUS SINGLE GAME RECORDS

MOST POINTS SCORED BY UT

Points	Opponent	Date
1. 136	Puerto Rico-Mayaguez (A)	11/29/02
2. 133	Tennessee-Martin (H)	11/19/99
3. 131	Troy (H)	12/6/17
4. 130	Hawaii Pacific (A)	12/20/85
5. 125	DePaul (A)	1/20/98
6. 124	Tennessee-Martin (H)	2/12/79
7. 119	Mississippi (H)	2/8/01
8. 118	Florida (H)	2/8/80
118	Memphis State (A)	2/19/92
10. 115	Eastern Kentucky (H)	12/19/87

FEWEST POINTS SCORED BY UT

Points	Opponent	Date
1. 43	Virginia Tech (H)	12/6/15
2. 44	Notre Dame (A)	1/23/12
3. 45	UConn (A)	1/23/20
4. 46	Alabama (A)	2/25/16
46	South Carolina (N)	3/8/15
46	Louisiana Tech (N)	3/26/82
7. 47	LSU (N)	4/6/08
8. 48	South Carolina (A)	2/2/20
48	Mississippi State (N)	3/5/16
10. 50	Georgia (A)	1/21/10

LARGEST MARGIN OF VICTORY

Margin	Opponent	Date
1. 110	Puerto Rico-Mayaguez (A)	11/29/02
2. 92	Hawaii Pacific (A)	12/20/85
3. 82	Florida Atlantic (H)	1/21/92
4. 79	DePaul (A)	1/20/98
5. 75	Eastern Kentucky (H)	12/19/87
6. 74	Memphis (H)	2/16/99
74	North Carolina A&T (H)	3/16/94
74	Florida (H)	2/8/80
9. 73	Stetson (H)	11/26/89
73	Tennessee-Martin (H)	11/19/99

LARGEST MARGIN OF DEFEAT

Margin	Opponent	Date
1. 31	Texas (A)	12/11/84
2. 28	Mississippi State (A)	2/10/19
28	Notre Dame (A)	1/23/12
4. 27	Stanford (A)	12/18/19
27	Georgia (A)	1/17/00
6. 24	Connecticut (N)	3/29/02
24	Southern Cal (N)	3/28/86
24	Old Dominion (A)	2/14/83
24	Louisiana Tech (A)	12/15/80
10. 23	Baylor (A)	12/18/12
23	Louisiana Tech (N)	3/26/82

MOST 1ST HALF POINTS SCORED BY UT

Points	Opponent	Date
1. 69	Puerto Rico-Mayaguez (A)	11/29/02
2. 67	Hawaii Pacific (A)	12/20/85
3. 63	Central Arkansas (H)	11/15/15
63	Old Dominion (H)	1/3/00
5. 62	Lipscomb (H)	12/29/13
62	Western Carolina (H)	3/20/05
62	Florida Atlantic (H)	1/21/92
8. 61	Troy (H)	12/6/17
61	Alabama State (H)	12/3/17
61	DePaul (A)	12/17/99
61	Vanderbilt (N)	2/28/98
61	Illinois (N)	11/25/00

FEWEST 1ST HALF POINTS SCORED BY UT

Points	Opponent	Date
1. 13	Rutgers (A)	1/3/09
2. 14	Virginia (A)	3/25/96
3. 15	Vanderbilt (A)	2/13/11
4. 16	Baylor (A)	12/18/12
16	Rutgers (A)	12/29/04
16	Connecticut (A)	1/5/97
16	Kentucky (N)	3/13/81
8. 17	Alabama (A)	2/25/16

9. 18	LSU (A)	2/21/16
18	Arkansas (A)	1/11/15
18	Alabama (A)	2/2/14
18	Notre Dame (A)	1/23/12
18	Stanford (A)	12/19/09
18	Stanford (A)	12/14/03

LARGEST HALFTIME LEAD FOR UT

Points	Opponent	Date
1. 55	Puerto Rico-Mayaguez (A)	11/29/02
2. 52	Florida Atlantic (H)	1/21/92
3. 47	Hawaii Pacific (A)	12/20/85
4. 44	Maryland (A)	12/4/94
5. 43	Central Arkansas (H)	11/15/15
6. 41	North Carolina A&T (H)	3/16/94
7. 40	Florida A&M (H)	11/18/18
40	DePaul (A)	1/20/98
9. 39	Florida (H)	1/10/98
39	East Tennessee State (H)	1/8/86
39	South Carolina (H)	1/11/01
39	Kentucky (A)	2/21/01

LARGEST HALFTIME DEFICIT FOR UT

Points	Opponent	Date
1. 25	Baylor (A)	12/18/12
2. 20	Baylor (H)	12/4/16
20	Rutgers (A)	1/3/09
4. 19	Mississippi (A)	2/4/96
19	Southern Cal (N)	3/28/86
6. 17	Rutgers (A)	12/29/04
17	LSU (N)	3/9/03
17	Illinois (H)	12/12/97
9. 16	Kentucky (N)	3/6/20
16	South Carolina (H)	2/24/19
16	Stetson (H)	12/5/18
16	Chattanooga (A)	11/26/14
16	Florida (A)	1/21/97
16	South Carolina (A)	2/15/96

MOST 2ND HALF POINTS SCORED BY UT

Points	Opponent	Date
1. 75	Tennessee-Martin (H)	11/19/99
2. 71	Tennessee-Martin (H)	2/12/79
3. 70	Troy (H)	12/6/17
4. 69	Notre Dame (A)	1/7/94
69	Stetson (N)	11/26/89
6. 68	Mississippi (H)	2/8/01
7. 67	Puerto Rico-Mayaguez (A)	11/29/02
67	DePaul (A)	1/20/98
9. 64	Liberty (H)	3/16/18
64	Mississippi (H)	2/6/05
64	Kentucky (A)	2/18/88

FEWEST 2ND HALF POINTS SCORED BY UT

Points	Opponent	Date
1. 14	Connecticut (A)	1/23/20
2. 17	Georgia (A)	2/10/02
17	Old Dominion (H)	1/26/80
17	South Carolina (A)	1/23/80
5. 18	Oregon State (A)	12/19/15
18	Virginia Tech (H)	12/6/15
7. 19	Louisiana Tech (A)	12/4/02
8. 20	South Carolina (N)	3/8/15
20	Georgia Tech (N)	11/26/10
20	Georgia (A)	1/21/10
20	West Virginia (H)	11/19/83

MOST POINTS SCORED BY AN OPPONENT

Points	Opponent	Date
1. 102	Auburn (N)	3/6/87
102	Louisiana Tech (N)	3/23/79
3. 99	Marquette (N)	11/23/17
99	Louisiana State (N)	3/1/97
5. 98	Louisiana Tech (A)	2/24/97
6. 97	Stanford (A)	12/20/11
97	Texas (H)	12/9/87
8. 96	Stanford (A)	12/14/91
96	Kentucky (A)	1/24/86

10. 95	Stanford (H)	12/18/18
95	Florida (H)	2/26/06

FEWEST POINTS SCORED BY AN OPPONENT

Points	Opponent	Date
1. 26	Puerto Rico-Mayaguez (A)	11/29/02
26	Florida Atlantic (H)	1/21/92
3. 28	Mississippi (A)	1/9/20
28	Manhattan (A)	12/7/97
5. 29	Tennessee-Martin (H)	12/5/06
29	Maryland (A)	12/4/94
7. 31	Florida A&M (H)	11/18/18
8. 32	Tennessee-Martin (A)	11/23/97
9. 33	Stetson (H)	11/20/05
33	Virginia Tech (A)	2/22/95
33	Miami (Ohio) (H)	11/23/77

MOST 1ST HALF POINTS BY AN OPPONENT

Points	Opponent	Date
1. 52	Vanderbilt (H)	1/19/96
2. 51	South Carolina (A)	1/20/88
3. 50	Wisconsin (H)	2/4/97
4. 49	Auburn (N)	3/6/87
49	Kentucky (A)	1/24/86
6. 48	Baylor (H)	12/4/16
48	Stanford (A)	12/20/11
48	Texas (H)	12/9/87
48	Montclair State (N)	12/2/77
10. 47	Stanford	12/18/18
47	Marquette (N)	11/23/17
47	Mississippi State (A)	2/14/02

FEWEST 1ST HALF POINTS BY AN OPPONENT

Points	Opponent	Date
1. 8	Maryland (A)	12/4/94
8	Stetson (H)	11/26/89
3. 10	Florida Atlantic (H)	1/21/92
10	East Tennessee State (H)	1/8/86
5. 11	Arkansas-Pine Bluff (H)	11/26/19
11	Central Arkansas (H)	11/7/19
11	Georgia (N)	3/6/15
11	Arkansas (A)	1/8/12
11	South Carolina (H)	2/1/07
11	Memphis State (H)	2/6/89
10. 12	Stetson (H)	11/20/05

MOST 2ND HALF POINTS BY AN OPPONENT

Points	Opponent	Date
1. 62	Vanderbilt (A)	1/31/94
2. 61	Louisiana State (N)	3/1/97
3. 59	Maryland (A)	1/15/81
4. 57	Notre Dame (A)	1/18/18
57	Georgia (H)	12/8/96
57	Stanford (A)	12/14/91
57	Louisiana Tech (N)	3/23/79
8. 56	Colorado (H)	12/20/93
56	UCLA (H)	12/16/90
10. 55	Louisiana Tech (A)	2/24/97
55	Mississippi (N)	3/25/83

FEWEST 2ND HALF POINTS BY AN OPPONENT

Points	Opponent	Date
1. 10	Central Arkansas (H)	11/30/17
2. 11	Central Arkansas (H)	11/7/19
3. 12	Puerto Rico-Mayaguez (A)	11/29/02
4. 13	Florida A&M (H)	11/18/18
13	Lipscomb (H)	12/29/13
6. 14	Mississippi (A)	1/9/20
14	Stetson (H)	3/19/11
14	George Washington (A)	12/7/05
14	Manhattan (A)	12/7/97
14	Georgia (H)	2/25/95
14	Miami (Ohio) (H)	11/23/77
14	Florida (A)	2/22/18

GENERAL

STAFF

PLAYERS

REVIEW

HISTORY

FACILITIES

NCAA

SEC

RECORDS

MEDIA INFO



RECORDS

MOST POINTS IN A QUARTER BY UT

Points	Opponent	Date
1. 44	Troy (3rd)	12/6/17
2. 38	Troy (4th)	12/21/16
38	Liberty (3rd)	3/16/18
4. 35	Murray State (3rd)	12/28/18
35	Troy (1st)	12/21/16
35	Central Arkansas (1st)	11/15/15
7. 34	Florida A&M (1st)	11/18/18
34	Texas (4th)	12/10/17
34	Troy (1st)	12/6/17
10. 32	Auburn (4th)	2/28/21

FEWEST POINTS IN A QUARTER BY UT

Points	Opponent	Date
1. 3	Alabama (2nd)	2/25/16
3	Mississippi State (4th)	1/28/16
3. 5	Texas A&M (4th)	2/12/17
4. 6	Auburn (3rd)	1/19/17
6	Penn State (2nd)	11/20/16
6	Virginia Tech (4th)	12/6/15
6	Wichita State (2nd)	12/11/15
8. 7	Michigan (2nd)	3/23/21
7	Connecticut (3rd)	1/23/20
7	Connecticut (4th)	1/23/20
7	Stetson (2nd)	12/5/18
7	Oregon State (2nd)	3/18/18
7	Georgia (4th)	2/11/18
7	Chattanooga (3rd)	11/23/15
7	Mississippi State (2nd)	3/5/16

MOST POINTS IN A QUARTER BY AN OPPONENT

Points	Opponent	Date
1. 34	Notre Dame (4th)	1/18/18
2. 31	UCLA (4th)	3/23/19
31	Texas (4th)	12/10/17
4. 30	Mississippi State (4th)	2/10/19
30	Vanderbilt (3rd)	1/7/18
30	Troy (4th)	12/6/17
7. 29	South Carolina (1st)	3/6/21
29	Texas A&M (4th)	2/14/21
29	Georgia (3rd)	1/14/21
29	Kentucky (4th)	1/5/20
29	Vanderbilt (4th)	2/28/19
29	Louisville (4th)	3/20/17
29	Alabama (4th)	3/2/17

FEWEST POINTS IN A QUARTER BY AN OPPONENT

Points	Opponent	Date
1. 0	Central Arkansas (4th)	11/30/17
2. 2	Mississippi (4th)	1/9/20
2	Florida (3rd)	2/22/18
4. 4	Furman (4th)	12/10/20
4	Central Arkansas (4th)	11/7/19
4	Arkansas-Pine Bluff (2nd)	11/26/19
4	Georgia (1st)	2/28/16
8. 5	UNCG (1st)	12/20/20
5	Tennessee State (3rd)	11/14/19
5	Navy (4th)	11/13/16
5	Florida A&M (4th)	11/18/18

DOUBLE-DOUBLES

▲ FRESHMEN (2 OR MORE)

Holdsclaw, Chamique 16
Frost, Sheila 11
Graves, Bashaara 10
Parker, Candace 10
Davis, Renna 9
Catchings, Tamika 9
Horton, Karla 9
Johnson, Tiffani 6
Johnson, Glory 5
Gordon, Bridgette 4
Morton, Kareni 4
Anosike, Nicky 3
Ostrowski, Mary 3
Snow, Michelle 3

Cain, Kelley 2
Brewer, Alyssia 2
Stricklen, Shekinna 2
Ely, Shyra 2
Evans, Peggy 2
Groover, Debbie 2
Thompson, Pashen 2

▲ SOPHOMORES (2 OR MORE)

Parker, Candace 21
Holdsclaw, Chamique 16
Russell, Mercedes 11
Ostrowski, Mary 11
Groover, Debbie 10
Horton, Karla 10
Davis, Renna 9
Gordon, Bridgette 9
Catchings, Tamika 8
Ward, Vonda 8
Harrison, Isabelle 6
Towns, Paula 6
Burdick, Cierra 5
Johnson, Glory 5
Ely, Shyra 5
Evans, Peggy 5
Haave, Tanya 5
Jackson, Gwen 5
Cain, Kelley 4
Charles, Daedra 4
Ely, Cindy 4
Johnson, Dana 4
Shekinna, Stricklen 4

Key, Tamar 3

Burrell, Rae 3
Baugh, Vicki 3
Freeman, Valerie 3
Frost, Sheila 3
Manning, Alicia 3
Noble, Cindy 3
Randall, Semeka 3
Snow, Michelle 3
Graves, Bashaara 3
Brewer, Alyssia 2
DeShields, Diamond 2

▲ JUNIORS (2 OR MORE)

Russell, Mercedes 19
Harrison, Isabelle 18
Holdsclaw, Chamique 16
Parker, Candace 14
Charles, Daedra 13
Johnson, Glory 12
Davis, Renna 11
Noble, Cindy 11
Stricklen, Stricklen 11
Johnson, Tiffani 9
Ostrowski, Mary 9
Nared, Jaime 8
Graves, Bashaara 8
Catchings, Tamika 8
Ely, Shyra 8
Frost, Sheila 8
Haave, Tanya 8
McCray, Nikki 8
Thompson, Pashen 8
Burdick, Cierra 6
Jackson, Gwen 6
Johnson, Dana 6
DeShields, Diamond 5
Groover, Debbie 5
Horton, Karla 5
Snow, Michelle 5
Ward, Vonda 5
Brogdon, Cindy 5
Fluker, Iysha 3
Towns, Paula 3
Butts, Tasha 3
Green, Cheridene 2
Moore, Nia 2
Massengale, Ariel 2
Gordon, Bridgette 2
Cain, Kelley 2

▲ SENIORS (2 OR MORE)

Russell, Mercedes 16
Collins, Shelia 14
Harrison, Lisa 14
Johnson, Glory 14
Charles, Daedra 13
Ostrowski, Mary 12
Davis, Renna 10
Nared, Jaime 10
Burdick, Cierra 9
Holdsclaw, Chamique 9
Johnson, Dana 9

Webb, Lisa 9
Frost, Sheila 8
Graves, Bashaara 8
Rankin, Jill 8
Harrison, Isabelle 7
Catchings, Tamika 7
Ely, Shyra 7
Green, Cheridene 6
Anosike, Nicky 6
Gordon, Bridgette 6
Jackson, Gwen 6
Noble, Cindy 6
Stricklen, Shekinna 5
Baugh, Vicki 4
Thompson, Pashen 4
Butts, Tasha 3
Fuller, Alex 3
Groover, Debbie 3
Nunn, Schaquilla 2
Reynolds, Jordan 2
Robinson, Ashley 2
Snow, Michelle 2
Williams, Kamiko 2

▲ MOST IN CAREER (5 OR MORE)

Holdsclaw, Chamique 57
Russell, Mercedes 46
Parker, Candace 45
Davis, Renna 39
Johnson, Glory 36
Ostrowski, Mary 35
Catchings, Tamika 32
Harrison, Isabelle 31
Charles, Daedra 30
Frost, Sheila 30
Graves, Bashaara 29
Ely, Shyra 22
Horton, Karla 22
Stricklen, Shekinna 22
Burdick, Cierra 21
Gordon, Bridgette 21
Johnson, Dana 20
Groover, Debbie 20
Noble, Cindy 20
Nared, Jaime 19
Jackson, Gwen 18
Harrison, Lisa 17
Johnson, Tiffani 17
Collins, Shelia 15
Thompson, Pashen 15
Ward, Vonda 15
Haave, Tanya 14
Snow, Michelle 13
Anosike, Nicky 11
Webb, Lisa 11
McCray, Nikki 10
Towns, Paula 10
Evans, Peggy 9
Green, Cheridene 8
Rankin, Jill 8
Cain, Kelley 8
DeShields, Diamond 7
Randall, Semeka 7
Butts, Tasha 6
Brogdon, Cindy 5

▲ POINTS AND ASSISTS DD

Massengale, Ariel 3
Reynolds, Jordan 2
Clower, Susan 1
Henry, Lea 1
Hornbuckle, Alexis 1
Marciniak, Michelle 1
Marsh, Dawn 1
McCree, Carla 1
Middleton, Alexa 1
Simmons, Meighan 1
Stricklen, Shekinna 1
Warrick, Holly 1
Westbrook, Evina 1
Zolman, Shanna 1

TRIPLE-DOUBLES

▲ SEASON/CAREER

Key, Tamar (23 pts., 10 rebs., 10 blks. vs. Fla. / 1-31-21)
Reynolds, Jordan (11 pts., 14 rebs., 10 assts. vs UNCW / 12-29-16)
Stricklen, Shekinna (17 pts., 13 rebs., 12 assts. vs. Okla. / 1-3-10)
Collins, Shelia (18 pts., 10 rebs., 10 stls. vs. Florida St. / 2-8-85)

LADY VOL RECORDS

SINGLE GAME RECORDS: INDIVIDUAL

FIELD GOALS MADE

FGM	Player	Date	Game
1. 24	Patricia Roberts	11/13/76	Kentucky
2. 19	Patricia Roberts	1/24/77	East Tennessee St.
3. 18	Patricia Roberts	3/24/77	vs. Kansas State
18	Patricia Roberts	1/6/77	Marshall
5. 17	Tanya Haave	12/11/82	at Stephen F. Austin
17	Sue Thomas	1/14/76	at Western Carolina
7. 16	Sheila Frost	1/17/88	Vanderbilt
16	Tanya Haave	2/9/83	at Kentucky
16	Patricia Roberts	3/3/77	vs. Middle Tenn. St.
16	Patricia Roberts	1/14/77	at Western Carolina

FIELD GOALS ATTEMPTED

FGA	Player	Date	Game
1. 31	Jill Rankin	1/4/80	North Carolina St.
31	Patricia Roberts	11/13/76	Kentucky
31	Sue Thomas	1/14/76	at Western Carolina
4. 29	Cindy Brogdon	1/28/78	at Kentucky
5. 28	Diamond DeShields	2/5/17	at Georgia
28	Chamique Holdsclaw	12/15/96	Stanford
28	Shelia Collins	3/3/85	at Mississippi
28	Cindy Brogdon	3/23/79	vs. Louisiana Tech
28	Cindy Brogdon	2/12/78	Memphis State
10. 27	Candace Parker	4/6/08	vs. Louisiana State
27	Chamique Holdsclaw	3/16/98	Western Kentucky
27	Shelia Collins	2/2/85	Georgia

FIELD GOAL PERCENTAGE

FG%	Player (FGM-FGA)	Date	Game
1. 1.000	Gwen Jackson (14-14)	11/29/02	at PR-Mayaguez
2. 1.000	Gwen Jackson (9-9)	11/25/00	vs. Illinois
1.000	Nikki McCray (9-9)	1/22/94	at Mississippi St.
1.000	Sheila Frost (9-9)	12/16/87	at Oregon State
1.000	Lynne Collins (9-9)	12/17/82	at Louisiana St.
1.000	Jerilynn Harper (9-9)	1/29/79	Louisiana State
7. 1.000	Bashaara Graves (8-8)	11/18/15	Penn State
8. 1.000	Bashaara Graves (7-7)	2/12/15	at Mississippi
9. 1.000	Tamari Key (6-6)	1/14/21	Georgia
1.000	Nia Moore (6-6)	3/6/15	vs. Georgia
1.000	Bashaara Graves (6-6)	12/17/13	Tennessee State
1.000	Ariel Massengale (6-6)	1/3/12	Chattanooga
1.000	Kamiko Williams (6-6)	11/15/10	Chattanooga
1.000	Kelley Cain (6-6)	12/6/09	Texas
1.000	Nicky Anosike (6-6)	11/26/07	Louisiana Tech
1.000	Loree Moore (6-6)	11/29/02	at PR-Mayaguez

THREE-POINT FIELD GOALS MADE

3PM	Player	Date	Game
1. 8	Ariel Massengale	3/1/15	Vanderbilt
8	Meighan Simmons	11/28/13	vs. Virginia
8	Meighan Simmons	12/1/10	Lamar
4. 7	Meme Jackson	12/21/18	ETSU
7	Alexa Middleton	12/21/16	Troy
7	Angie Bjorklund	3/6/11	vs. Kentucky
7	Angie Bjorklund	1/24/08	Arkansas
7	Angie Bjorklund	1/5/08	Notre Dame
7	Angie Bjorklund	12/16/07	Gonzaga
7	Shanna Zolman	2/19/06	at Alabama
11. 6	Rae Burrell	12/10/20	Furman
6	Alexa Middleton	11/13/16	Navy
6	Ariel Massengale	11/21/14	Winthrop
6	Shekinna Stricklen	1/30/11	at Arkansas
6	Angie Bjorklund	2/14/10	Florida
6	Angie Bjorklund	1/28/10	Auburn
6	Angie Bjorklund	3/6/09	vs. Florida
6	Angie Bjorklund	12/18/08	at Old Dominion
6	Shannon Bobbitt	11/15/07	vs. Oklahoma
6	Shannon Bobbitt	1/28/07	at Alabama
6	Tasha Butts	2/15/04	at Vanderbilt
6	Kara Lawson	3/08/03	Mississippi State
6	Kara Lawson	2/27/03	Vanderbilt
6	Kara Lawson	1/12/03	Auburn
6	Kara Lawson	12/21/02	at Texas
6	Kara Lawson	1/30/00	Kentucky
6	Abby Conklin	12/18/96	at Texas Tech

THREE-POINT FIELD GOALS ATTEMPTED

3PA	Player	Date	Game
1. 17	Meighan Simmons	11/28/13	vs. Virginia
2. 16	Angie Bjorklund	1/24/08	Arkansas
3. 15	Meighan Simmons	12/1/10	Lamar
4. 14	Meighan Simmons	1/15/11	Vanderbilt
5. 13	Meme Jackson	12/18/19	Stanford
13	Angie Bjorklund	3/6/10	vs. Vanderbilt
13	Shanna Zolman	3/21/06	vs. G. Washington
8. 12	Meme Jackson	12/21/18	ETSU
12	Ariel Massengale	1/25/15	Georgia
12	Meighan Simmons	4/2/13	vs. Louisville
12	Angie Bjorklund	1/15/11	Vanderbilt
12	Angie Bjorklund	3/20/10	vs. Austin Peay
12	Angie Bjorklund	2/14/10	Florida
12	Angie Bjorklund	1/28/10	Auburn
12	Angie Bjorklund	2/8/09	at Florida
12	Angie Bjorklund	12/16/07	Gonzaga
12	Shanna Zolman	2/19/06	at Alabama

THREE-POINT FIELD GOAL PERCENTAGE

3P%	Player (3PM-3PA)	Date	Game
1. 1.000	Tasha Butts (6-6)	2/15/04	at Vanderbilt
1.000	Kara Lawson (6-6)	2/27/03	Vanderbilt
3. 1.000	Sidney Spencer (5-5)	1/7/06	Connecticut
1.000	Kara Lawson (5-5)	2/2/03	at Vanderbilt
5. 1.000	Alexa Middleton (4-4)	11/11/16	at JMU
1.000	Meighan Simmons (4-4)	1/2/14	LSU
1.000	Ariel Massengale (4-4)	1/3/12	Chattanooga
1.000	Angie Bjorklund (4-4)	2/27/11	LSU
1.000	Angie Bjorklund (4-4)	1/6/11	Alabama
1.000	Sidney Spencer (4-4)	2/2/06	at Mississippi
1.000	Laurie Milligan (4-4)	12/4/94	at Maryland
1.000	Jody Adams (4-4)	2/13/91	DePaul

FREE THROWS MADE

FTM	Player	Date	Game
1. 17	Candace Parker	12/13/07	Middle Tennessee
17	Bridgette Gordon	3/25/89	vs. Long Beach St.
3. 16	Shelia Collins	1/25/85	at Old Dominion
4. 15	Jaime Nared	2/4/18	Vanderbilt
15	Chamique Holdsclaw	2/12/98	at Memphis
15	Shelia Collins	2/27/85	Louisiana State
7. 14	Shelia Collins	3/25/84	Georgia
8. 13	Jaime Nared	12/21/17	Stanford
13	Diamond DeShields	1/8/17	Mississippi State
13	Chamique Holdsclaw	3/23/98	vs. North Carolina
13	Tonya Edwards	3/24/90	vs. Virginia
13	Bridgette Gordon	3/6/89	vs. Auburn
13	Gail Dobson	3/1/75	vs. Union (Tenn.)
13	Gail Dobson	2/14/75	vs. Appalachian St.

FREE THROWS ATTEMPTED

FTA	Player	Date	Game
1. 21	Candace Parker	12/13/07	Middle Tennessee
2. 20	Bridgette Gordon	3/25/89	vs. Long Beach St.
3. 19	Shelia Collins	1/25/85	at Old Dominion
4. 18	Tonya Edwards	3/24/90	vs. Virginia
5. 17	Jaime Nared	2/4/18	Vanderbilt
17	Candace Parker	3/30/08	vs. Notre Dame
17	Chamique Holdsclaw	2/12/98	at Memphis
8. 16	Isabelle Harrison	1/2/14	LSU
16	Glory Johnson	3/4/11	vs. Florida
16	Candace Parker	2/26/06	Florida
16	Daedra Charles	3/2/91	vs. Vanderbilt
16	Shelia Collins	2/27/85	Louisiana State
16	Shelia Collins	3/25/84	Georgia

FREE THROW PERCENTAGE

FT%	Player (FTM-FTA)	Date	Game
1. 1.000	Gail Dobson (13-13)	3/1/75	vs. Union (Tenn.)
2. 1.000	Gail Dobson (12-12)	2/27/75	vs. Union (Tenn.)
3. 1.000	Debbie Groover (11-11)	11/23/77	Miami (Ohio)
4. 1.000	Rennia Davis (10-10)	2/18/21	South Carolina
1.000	Rennia Davis (10-10)	1/26/20	LSU
1.000	Mercedes Russell (10-10)	3/1/18	Auburn
1.000	Ariel Massengale (10-10)	1/5/14	at Georgia

GENERAL

STAFF

PLAYERS

REVIEW

HISTORY

FACILITIES

NCAA

SEC

RECORDS

MEDIA INFO



LADY VOL RECORDS

1,000	Ariel Massengale (10-10)	11/18/12	at Miami (Fla.)
1,000	Shekinna Stricklen (10-10)	1/15/09	at Mississippi St.
1,000	Shanna Zolman (10-10)	1/7/06	Connecticut
1,000	Laurie Milligan (10-10)	1/19/97	at Vanderbilt
1,000	Tiffany Woosley (10-10)	3/6/94	vs. Alabama
1,000	Tiffany Woosley (10-10)	2/5/94	Alabama
1,000	Sheila Frost (10-10)	1/23/89	Southern Illinois
1,000	Tonya Edwards (10-10)	1/7/87	at Old Dominion

POINTS

Points	Player	Date	Game
1. 51	Patricia Roberts	11/13/76	Kentucky
2. 43	Tanya Haave	12/11/82	at Stephen F. Austin
43	Patricia Roberts	1/24/77	East Tennessee St.
4. 40	Sheila Collins	3/3/85	at Mississippi
40	Patricia Roberts	3/26/77	vs. Immaculata
6. 39	Chamique Holdsclaw	3/15/99	Boston College
39	Chamique Holdsclaw	2/14/98	Auburn
39	Gail Dobson	3/1/75	vs. Union (Tenn.)
9. 38	Tamika Catchings	2/26/99	vs. Florida
38	Patricia Roberts	1/6/77	Marshall

REBOUNDS

Rebs	Player	Date	Game
1. 24	Patricia Roberts	2/19/77	vs. Anderson J.C.
2. 22	Daedra Charles	3/16/91	S.W. Missouri State
22	Karla Horton	11/24/85	East Carolina
4. 21	Glory Johnson	3/19/12	DePaul
5. 20	Rennia Davis	1/24/21	Kentucky
20	Sheila Frost	12/20/87	Northern Illinois
20	Debbie Groover	1/27/79	Valdosta State
20	Cindy Brogdon	2/12/78	at Kentucky
20	Patricia Roberts	3/10/77	vs. Clemson
20	Patricia Roberts	3/3/77	vs. Middle Tenn. St.
20	Patricia Roberts	2/12/77	at Eastern Kentucky
20	Patricia Roberts	11/13/76	Kentucky

ASSISTS

Assts	Player	Date	Game
1. 18	Dawn Marsh	3/6/88	vs. Georgia
2. 14	Holly Warlick	2/12/78	Memphis State
3. 13	Jordan Reynolds	12/21/16	Troy
13	Ariel Massengale	11/28/13	vs Virginia
13	Shannon Bobbitt	12/16/07	Gonzaga
13	Dawn Marsh	1/11/87	Kentucky
7. 12	Jazmine Messengill	1/2/20	Missouri
12	Evina Westbrook	12/6/17	Troy
12	Ariel Massengale	1/2/14	LSU
12	Ariel Massengale	1/15/12	Vanderbilt
12	Shekinna Stricklen	1/3/10	Oklahoma
12	Michelle Marciniak	2/25/95	Georgia
12	Dawn Marsh	1/17/88	Vanderbilt
12	Dawn Marsh	3/20/86	vs. Georgia
12	Lea Henry	2/28/82	at Kentucky
12	Holly Warlick	3/5/80	Clemson

BLOCKED SHOTS

Blocks	Player	Date	Game
1. 12	Kelley Cain	2/22/10	LSU
2. 10	Tamari Key	1/31/21	Florida
3. 9	Tamari Key	2/2/20	at South Carolina
4. 8	Kelley Cain	2/4/10	Arkansas
8	Ashley Robinson	12/11/03	Rutgers
6. 7	Tamari Key	3/6/20	vs. Kentucky
7	Isabelle Harrison	1/3/13	at South Carolina
7	Kelley Cain	2/25/10	Kentucky
7	Kelley Cain	2/14/10	Florida
7	Kelley Cain	3/5/09	vs. Alabama
7	Candace Parker	1/28/06	at Louisiana Tech
7	Candace Parker	11/24/05	vs. Michigan State
7	Michelle Snow	3/31/00	vs. Rutgers
7	Cindy Noble	3/21/81	Illinois State

STEALS

Steals	Player	Date	Game
1. 11	Michelle Marciniak	1/14/96	at Kentucky
2. 10	Sheila Collins	2/8/85	at Florida State
3. 9	Holly Warlick	1/24/79	at Louisiana State
4. 8	Alexis Hornbuckle	3/25/08	at Purdue

8	Alberta Auguste	11/28/06	at Louisiana Tech
8	Loree Moore	11/19/04	at Chattanooga
8	Tamika Catchings	2/16/99	Memphis
8	Nikki McCray	2/12/95	Vanderbilt
8	Nikki McCray	1/20/94	Virginia Tech
8	Nikki McCray	1/7/94	at Notre Dame
8	Nikki McCray	12/9/92	UNC-Charlotte
8	Nikki McCray	2/19/92	at Memphis State

SINGLE GAME RECORDS: TEAM

FIELD GOALS MADE

FGM	Game	Date
1. 58	at Hawaii Pacific	12/20/85
2. 57	at Puerto Rico-Mayaguez	11/29/02
3. 55	Tennessee-Martin	2/13/79
4. 54	Troy	12/6/17
5. 53	Marshall	1/6/77
6. 52	Chattanooga State J.C.	1/29/76
7. 50	Tennessee-Martin	11/19/99
50	vs. Tenn.-Chattanooga	2/28/75
9. 48	at Memphis State	2/19/92
48	Stetson	11/26/89

FIELD GOALS ATTEMPTED

FGA	Game	Date
1. 98	at Youngstown State	2/9/93
2. 97	Stetson	11/26/89
3. 96	Chattanooga State J.C.	1/29/76
4. 92	Tennessee State	2/27/88
5. 91	Troy	12/6/17
91	Providence	1/25/93
7. 90	vs. Ohio State	12/17/81
90	at Kentucky	1/28/78
9. 88	vs. Memphis State	3/2/78
10. 87	vs. George Mason	12/6/97
87	Vanderbilt	1/17/88

FIELD GOAL PERCENTAGE

FG%	Game (FGM-FGA)	Date
1. .721	at Old Dominion (44-61)	1/4/89
2. .717	vs. Valdosta State (43-60)	11/29/80
3. .716	at Hawaii Pacific (58-81)	12/20/85
4. .692	at UCLA (36-52)	12/17/11
5. .691	St. Joseph's (38-55)	11/16/98
6. .673	at Purdue (37-55)	12/2/95
.673	at Notre Dame (37-55)	1/7/94
8. .672	vs. Old Dominion (43-64)	12/30/09
9. .663	at Puerto Rico-Mayaguez (57-86)	11/29/02
10. .662	at Memphis State (43-65)	2/24/86

THREE-POINT FIELD GOALS MADE

3PM	Game	Date
1. 16	vs. Kentucky	3/6/11
2. 15	Lamar	12/1/10
15	Chattanooga	11/15/10
4. 14	Furman	12/10/20
5. 13	Auburn	1/28/10
13	Arkansas	1/24/08
13	Mississippi	2/6/05
13	vs. Army	11/30/02
9. 12	Long Beach State	12/17/17
12	Navy	11/13/16
12	Vanderbilt	3/1/15
12	vs. Oral Roberts	3/23/08
12	Mississippi	2/8/01

THREE-POINT FIELD GOALS ATTEMPTED

3PA	Game	Date
1. 36	Lamar	12/1/10
2. 35	Chattanooga	11/15/10
3. 32	Vanderbilt	1/15/11
4. 30	Florida A&M	11/18/18
30	Arkansas	1/24/08
6. 29	Long Beach State	12/17/17
29	vs. Oral Roberts	3/23/08
8. 28	Stanford	12/18/18
9. 27	UT Martin	3/17/12
27	Mississippi	2/6/05

LADY VOL RECORDS

THREE-POINT FIELD GOAL PERCENTAGE

3P%	Game (3PM-3PA)	Date
1. .875	at Notre Dame (7-8)	1/7/94
2. .857	Navy (12-14)	11/13/16
4. .857	vs. Vanderbilt (6-7)	2/28/98
4. .833	DePaul (5-6)	2/13/91
5. .762	vs. Kentucky (16-21)	3/6/11
6. .733	Princeton (11-15)	12/20/05
7. .727	vs. Ole Miss (8-11)	3/27/07
8. .714	Kentucky (5-7)	2/11/07
8. .714	Vanderbilt (5-7)	2/18/99
8. .714	Stanford (5-7)	12/1/94
8. .714	at Memphis State (5-7)	2/19/92
8. .714	Florida Atlantic (5-7)	1/21/92

FREE THROWS MADE

FTM	Game	Date
1. 40	at Florida	2/3/05
2. 38	vs. Long Beach State	3/25/89
3. 37	at Vanderbilt	1/19/97
4. 36	Long Beach State	12/3/88
5. 35	Southern California	3/21/82
6. 34	vs. Alabama	3/6/94
34	vs. Georgia	3/5/94
8. 33	at Old Dominion	1/7/87
9. 32	Connecticut	1/7/06
32	Florida	2/19/04
32	at Memphis	2/12/98

FREE THROWS ATTEMPTED

FTA	Game	Date
1. 53	Long Beach State	12/3/88
2. 48	vs. Long Beach State	3/25/89
3. 47	Tennessee State	2/17/86
4. 46	at Florida	2/3/05
5. 45	Memphis	2/16/99
45	UCLA	12/21/98
45	at Vanderbilt	1/19/97
8. 44	vs. Alabama	3/6/94
9. 43	at Chattanooga	11/21/08
43	vs. Stanford	12/1/94

FREE THROW PERCENTAGE

FT%	Game (FTM-FTA)	Date
1. 1.000	Alabama (18-18)	2/19/15
1.000	LSU (10-10)	2/22/10
1.000	Mississippi State (9-9)	3/8/19
1.000	vs. Southern California (9-9)	4/1/84
1.000	Florida (8-8)	2/22/18
1.000	Tenn.-Chattanooga (6-6)	12/5/84
7. .958	Vanderbilt (23-24)	2/27/03
9. .958	at Kentucky (23-24)	2/13/85
9. .956	Wake Forest (23-23)	3/19/88
10. .955	vs. Gonzaga (21-22)	3/28/15

POINTS

Points	Game	Date
1. 136	at Puerto Rico-Mayaguez	11/29/02
2. 133	Tennessee-Martin	11/19/99
3. 131	Troy	12/6/17
4. 130	at Hawaii Pacific	12/20/85
5. 125	at DePaul	1/20/98
6. 124	Tennessee-Martin	2/13/79
7. 119	Mississippi	2/8/01
8. 118	at Memphis State	2/19/92
118	Florida	2/8/80
10. 115	Eastern Kentucky	12/19/87

REBOUNDS

Reb	Game	Date
1. 76	Tennessee State	2/27/88
2. 74	Troy	12/14/13
3. 73	Troy	12/6/17
4. 72	Belmont	3/1/79
5. 71	Saint Francis	12/3/14
71	at Youngstown State	2/9/93

7. 70	Tennessee State	2/17/86
8. 66	Virginia	11/19/95
9. 65	Georgia Tech	11/17/13
65	vs. Marquette	11/23/96

ASSISTS

Assists	Game	Date
1. 41	at Hawaii Pacific	12/20/85
2. 38	Troy	12/6/17
3. 36	East Tennessee State	2/5/80
4. 35	Kansas State	1/7/82
5. 33	vs. Valdosta State	11/29/80
6. 32	at Fullerton State	12/16/79
7. 31	Lipscomb	12/29/13
31	Stetson	11/26/89
31	Tennessee Tech	3/15/87
31	at Memphis State	2/24/86
31	Tennessee State	2/17/86
31	at San Jose State	12/15/79

BLOCKED SHOTS

Blocks	Game	Date
1. 15	Kentucky	2/25/10
2. 14	Florida	1/31/21
14	LSU	2/22/10
4. 13	Alabama	1/20/20
13	Eastern Kentucky	12/19/87
6. 12	at Kentucky	1/5/20
12	at Notre Dame	11/11/19
12	ETSU	11/12/17
12	Alabama	1/6/11
12	Florida	2/14/10
12	Louisville	12/16/09
12	Auburn	1/10/08
12	Notre Dame	12/30/06
12	vs. Colgate	3/20/04

STEALS

Steals	Game	Date
1. 38	at Hawaii Pacific	12/20/85
2. 27	Louisiana State	2/22/98
3. 24	at Tennessee-Martin	11/23/97
24	Providence	1/25/93
24	North Carolina-Charlotte	12/9/92
24	Mississippi State	2/21/87
7. 23	at George Washington	11/27/01
23	Radford	3/16/96
23	at Notre Dame	1/7/94
23	Kentucky	2/17/79

SINGLE SEASON RECORDS INDIVIDUAL

GAMES PLAYED

Games	Player	Year
1. 39	Tamika Catchings	1997-98
39	Teresa Geter	1997-98
39	Chamique Holdscraw	1997-98
39	Kellie Jolly	1997-98
39	LaShonda Stephens	1997-98
39	Kyra Elzy	1996-97
39	Chamique Holdscraw	1996-97
39	Brynae Laxton	1996-97
39	Cindy Brogdon	1978-79
39	Susan Clower	1978-79
39	Debbie Groover	1978-79
39	Kathy O'Neil	1978-79
39	Holly Warlick	1978-79

GAMES STARTED

Starts	Player	Year
1. 39	Chamique Holdscraw	1997-98
39	Cindy Brogdon	1978-79
39	Debbie Groover	1978-79
39	Holly Warlick	1978-79
5. 38	Nicky Anosike	2007-08
38	Shannon Bobbitt	2007-08

38	Gwen Jackson	2002-03
38	Kara Lawson	2002-03
38	Loree Moore	2002-03
38	Tamika Catchings	1997-98
38	Kellie Jolly	1997-98
38	Chamique Holdscraw	1996-97
38	Pashen Thompson	1996-97
38	Cindy Noble	1979-80
38	Jill Rankin	1979-80
38	Holly Warlick	1979-80

FIELD GOALS MADE

FGM	Player	Year
1. 428	Trish Roberts	1976-77
2. 370	Chamique Holdscraw	1997-98
3. 344	Cindy Brogdon	1978-79
4. 332	Chamique Holdscraw	1996-97
5. 300	Candace Parker	2007-08
300	Bridgette Gordon	1988-89
7. 296	Jill Rankin	1979-80
8. 294	Chamique Holdscraw	1998-99
9. 289	Bridgette Gordon	1987-88
10. 286	Cindy Brogdon	1977-78

FIELD GOALS ATTEMPTED

FGA	Player	Year
1. 693	Cindy Brogdon	1978-79
2. 678	Chamique Holdscraw	1997-98
3. 667	Chamique Holdscraw	1996-97
4. 662	Trish Roberts	1976-77
5. 593	Cindy Brogdon	1977-78
6. 567	Chamique Holdscraw	1998-99
7. 563	Bridgette Gordon	1988-89
8. 560	Candace Parker	2007-08
9. 536	Jill Rankin	1979-80
10. 534	Bridgette Gordon	1987-88

FIELD GOAL PERCENTAGE (MIN. 250 ATTEMPTS)

FG%	Player (FGM-FGA)	Year
1. .679	Cindy Noble (266-392)	1979-80
2. .647	Trish Roberts (428-662)	1976-77
3. .615	Sheila Frost (208-338)	1987-88
4. .614	Dana Johnson (215-350)	1994-95
5. .597	Cindy Noble (178-298)	1980-81
6. .590	Sheila Frost (161-273)	1986-87
7. .586	Mary Ostrowski (190-324)	1982-83
8. .583	Mercedes Russell (207-355)	2017-18
9. .582	Cindy Noble (170-292)	1978-79
10. .580	Sheila Frost (181-312)	1985-86

THREE-POINT FIELD GOALS MADE

3PM	Player	Year
1. 103	Shanna Zolman	2005-06
2. 102	Angie Bjorklund	2009-10
3. 79	Kara Lawson	1999-00
4. 78	Shannon Bobbitt	2007-08
5. 77	Kara Lawson	2002-03
6. 74	Ariel Massengale	2014-15
7. 73	Angie Bjorklund	2010-11
8. 72	Meighan Simmons	2013-14
9. 69	Meighan Simmons	2012-13
69	Shannon Bobbitt	2006-07

THREE-POINT FIELD GOALS ATTEMPTED

3PA	Player	Year
1. 239	Angie Bjorklund	2009-10
2. 238	Shanna Zolman	2005-06
3. 202	Ariel Massengale	2014-15
4. 200	Meighan Simmons	2013-14
5. 195	Shannon Bobbitt	2007-08
6. 189	Meighan Simmons	2012-13
7. 187	Meighan Simmons	2010-11
8. 185	Angie Bjorklund	2007-08
9. 181	Kara Lawson	1999-00
10. 171	Kara Lawson	2002-03

GENERAL

STAFF

PLAYERS

REVIEW

HISTORY

FACILITIES

NCAA

SEC

RECORDS

MEDIA INFO



LADY VOL RECORDS

THREE-POINT FIELD GOAL PCT.

(MIN. 50 ATTEMPTS)

3P%	Player (3PM-3PA)	Year
1. .490	Dena Head (25-51)	1990-91
2. .463	Jessie Rennie (25-54)	2019-20
3. .455	Tiffany Woosley (46-101)	1993-94
4. .451	Angie Bjorklund (73-162)	2010-11
5. .450	Kara Lawson (77-171)	2002-03
6. .436	Shanna Zolman (68-156)	2004-05
	Kara Lawson (79-181)	1999-00
8. .434	Sidney Spencer (53-122)	2005-06
9. .433	Shanna Zolman (103-238)	2005-06
10. .427	Angie Bjorklund (102-239)	2009-10

FREE THROWS MADE

FTM	Player	Year
1. 201	Candace Parker	2007-08
2. 166	Candace Parker	2006-07
	Chamique Holdsclaw	1997-98
4. 165	Tamika Catchings	1997-98
5. 169	Jaime Nared	2017-18
6. 159	Candace Parker	2005-06
7. 155	Semeka Randall	1997-98
8. 147	Dana Johnson	1994-95
9. 145	Cindy Noble	1979-80
10. 141	Jaime Nared	2016-17

FREE THROWS ATTEMPTED

FTA	Player	Year
1. 288	Candace Parker	2007-08
2. 232	Candace Parker	2006-07
3. 227	Glory Johnson	2010-11
4. 218	Candace Parker	2005-06
5. 217	Glory Johnson	2011-12
	Tamika Catchings	1997-98
	Chamique Holdsclaw	1997-98
8. 213	Semeka Randall	1997-98
9. 208	Daedra Charles	1990-91
10. 206	Jaime Nared	2017-18

FREE THROW PCT. (MIN. 50 ATTEMPTS)

FT%	Player (FTM-FTA)	Year
1. .957	Shanna Zolman (88-92)	2003-04
2. .944	Shanna Zolman (85-90)	2005-06
3. .900	Sidney Spencer (54-60)	2006-07
4. .892	Shanna Zolman (58-65)	2002-03
5. .884	Kara Lawson (99-112)	2002-03
6. .880	Tiffany Woosley (110-125)	1993-94
7. .879	Latina Davis (51-58)	1993-94
8. .876	Jaime Nared (141-161)	2016-17
9. .864	Cindy Brogdon (102-118)	1977-78
10. .862	Shanna Zolman (75-87)	2004-05

POINTS

Points	Player	Year
1. 987	Trish Roberts	1976-77
2. 915	Chamique Holdsclaw	1997-98
3. 809	Candace Parker	2007-08
4. 803	Chamique Holdsclaw	1996-97
5. 784	Cindy Brogdon	1978-79
6. 735	Bridgette Gordon	1988-89
7. 730	Jill Rankin	1979-80
8. 724	Chamique Holdsclaw	1998-99
9. 711	Tamika Catchings	1997-98
10. 706	Candace Parker	2006-07

POINTS AVERAGE

Points	Player	Year
1. 29.9	Patricia Roberts	1976-77
2. 23.5	Chamique Holdsclaw	1997-98
3. 21.7	Cindy Brogdon	1977-78
4. 21.3	Candace Parker	2007-08
	Chamique Holdsclaw	1998-99
6. 20.8	Bridgette Gordon	1987-88
7. 20.6	Chamique Holdsclaw	1996-97

8. 20.4	Bridgette Gordon	1988-89
9. 20.1	Cindy Brogdon	1978-79
10. 19.6	Candace Parker	2006-07

REBOUNDS

Reb	Player	Year
1. 467	Trish Roberts	1976-77
2. 367	Chamique Holdsclaw	1996-97
3. 359	Glory Johnson	2010-11
4. 355	Glory Johnson	2011-12
5. 352	Candace Parker	2006-07
6. 338	Debbie Groover	1978-79
7. 328	Chamique Holdsclaw	1997-98
8. 326	Isabelle Harrison	2013-14
9. 326	Chamique Holdsclaw	1995-96
10. 322	Candace Parker	2007-08
	Daedra Charles	1990-91

REBOUND AVERAGE

RPG	Player	Year
1. 14.2	Trish Roberts	1976-77
2. 9.9	Glory Johnson	2011-12
3. 9.8	Candace Parker	2006-07
4. 9.7	Mercedes Russell	2016-17
	Glory Johnson	2010-11
6. 9.4	Chamique Holdsclaw	1996-97
	Lisa Harrison	1992-93
	Sheila Frost	1985-86
	Sheila Collins	1984-85
10. 9.3	Isabelle Harrison	2013-14

ASSISTS

Assists	Player	Year
1. 243	Dawn Marsh	1987-88
2. 225	Holly Warlick	1979-80
3. 204	Michelle Marciniak	1994-95
4. 193	Dawn Marsh	1986-87
5. 192	Dawn Marsh	1985-86
6. 181	Holly Warlick	1978-79
7. 165	Lea Henry	1980-81
8. 163	Egina Westbrook	2018-19
9. 162	Ariel Massengale	2011-12
10. 158	Ariel Massengale	2012-13
	Lea Henry	1981-82

ASSIST AVERAGE

APG	Player	Year
1. 7.1	Dawn Marsh	1987-88
2. 6.0	Dawn Marsh	1986-87
3. 5.9	Holly Warlick	1979-80
4. 5.8	Ariel Massengale	2013-14
5. 5.7	Michelle Marciniak	1994-95
6. 5.6	Dawn Marsh	1985-86
7. 5.3	Egina Westbrook	2018-19
	Lea Henry	1980-81
9. 5.0	Holly Warlick	1977-78
10. 4.9	Ariel Massengale	2011-12
	Lea Henry	1981-82

BLOCKED SHOTS

Blocks	Player	Year
1. 113	Kelley Cain	2009-10
2. 99	Candace Parker	2006-07
3. 90	Candace Parker	2007-08
	Teresa Geter	1997-98
5. 86	Tamari Key	2019-20
	Candace Parker	2005-06
7. 77	Sheila Frost	1985-86
8. 72	Tamari Key	2020-21
9. 70	Ashley Robinson	2003-04
10. 66	Mercedes Russell	2015-16
	Kelley Cain	2010-11

STEALS

Steals	Player	Year
1. 141	Holly Warlick	1978-79
2. 114	Alexis Hornbuckle	2006-07

3. 113	Shelia Collins	1984-85
4. 110	Chamique Holdsclaw	1997-98
5. 109	Holly Warlick	1979-80
6. 105	Bridgette Gordon	1988-89
7. 104	Alexis Hornbuckle	2007-08
8. 102	Semeka Randall	1997-98
9. 101	Michelle Marciniak	1995-96
10. 100	Tamika Catchings	1997-98

CAREER RECORDS

INDIVIDUAL

GAMES PLAYED

Gms.	Player	Years
1. 148	Chamique Holdsclaw	1995-99
2. 146	Nicky Anosike	2004-08
3. 144	Shanna Zolman	2002-06
4. 143	Meighan Simmons	2010-14
	Kara Lawson	1999-2003
	Abby Conklin	1993-97
7. 141	Glory Johnson	2009-10-11-12
	Tasha Butts	2000-04
	Holly Warlick	1976-80
10. 140	Tye'sha Fluker	2002-06
	Semeka Randall	1997-2001

GAMES STARTED

Starts	Player	Years
1. 147	Chamique Holdsclaw	1995-99
2. 138	Shekinna Stricklen	2008-12
3. 137	Kara Lawson	1999-2003
4. 133	Nicky Anosike	2004-08
5. 128	Bashaara Graves	2012-16
6. 127	Meighan Simmons	2010-14
7. 126	Tamika Catchings	1997-2001
8. 123	Lea Henry	1979-83
9. 121	Bridgette Gordon	1985-89
10. 119	Alexis Hornbuckle	2004-08
	Semeka Randall	1997-2001

FIELD GOALS MADE

Made	Player	Years
1. 1233	Chamique Holdsclaw	1995-99
2. 1017	Bridgette Gordon	1985-89
3. 797	Candace Parker	2005-08
4. 760	Tamika Catchings	1997-2001
5. 754	Sheila Frost	1985-89
6. 746	Meighan Simmons	2010-14
	Tanya Haave	1980-84
8. 731	Semeka Randall	1997-2001
9. 696	Rennia Davis	2017-21
10. 692	Shekinna Stricklen	2008-12

FIELD GOALS ATTEMPTED

FGA	Player	Years
1. 2419	Chamique Holdsclaw	1995-99
2. 1985	Bridgette Gordon	1985-89
3. 1834	Meighan Simmons	2010-14
4. 1590	Semeka Randall	1997-2001
5. 1583	Shekinna Stricklen	2008-12
6. 1506	Tamika Catchings	1997-2001
7. 1482	Candace Parker	2005-08
8. 1477	Rennia Davis	2017-21
9. 1475	Kara Lawson	1999-2003
10. 1456	Tanya Haave	1980-84

FIELD GOAL PCT. (MIN. 200 ATTEMPTS)

FG%	Player (FGM-FGA)	Years
1. .647	Trish Roberts (428-662)	1976-77
2. .625	Cindy Noble (614-982)	1978-81
3. .606	Kelley Cain (343-566)	2008-11
4. .592	Tamari Key (183-309)	2019-
5. .591	Sheila Frost (754-1276)	1985-89
6. .570	Mercedes Russell (647-1135)	2013-18
7. .561	Jerilynn Harper (152-271)	1978-79

LADY VOL RECORDS

8. .553	M. Snow (585-1057)	1998-2002
9. .5522	Jill Rankin (296-536)	1979-80
10. .5520	Daedra Charles (594-1077)	1988-91
11. .549	D. Johnson (622-1132)	1991-95

THREE-POINT FIELD GOALS MADE

3PM	Player	Years
1. 305	Angie Bjorklund	2007-11
2. 266	Shanna Zolman	2002-06
3. 256	Kara Lawson	1999-2003
4. 255	Meighan Simmons	2010-14
5. 164	Ariel Massengale	2011-15
6. 163	Shekinna Stricklen	2008-12
7. 161	Brittany Jackson	2001-05
8. 147	Shannon Bobbitt	2006-08
9. 143	Taber Spani	2009-13
10. 133	Sidney Spencer	2003-07

THREE-POINT FIELD GOALS ATTEMPTED

3PA	Player	Years
1. 740	Meighan Simmons	2010-14
2. 738	Angie Bjorklund	2007-11
3. 626	Shanna Zolman	2002-06
4. 617	Kara Lawson	1999-2003
5. 481	Shekinna Stricklen	2008-12
6. 455	Ariel Massengale	2011-15
7. 443	Brittany Jackson	2001-05
8. 381	Taber Spani	2009-13
9. 376	Meme Jackson	2015-19
10. 368	Nikki Caldwell	1990-94

THREE-POINT FIELD GOAL PCT. (MIN. 100 ATTEMPTS)

3P%	Player (3PM-3PA)	Years
1. .425	S. Zolman (266-626)	2002-06
2. .415	Kara Lawson (256-617)	1999-2003
3. .413	A. Bjorklund (305-738)	2007-11
4. .412	April McDivitt (101-245)	1999-2002
5. .406	Shannon Bobbitt (147-362)	2006-08
6. .396	S. Spencer (133-336)	2003-07
7. .393	Gwen Jackson (55-140)	1999-03
8. .391	T. Woosley (132-338)	1991-95
9. .375	Taber Spani (143-381)	2009-13
10. .364	Kellie Jolly (99-272)	1995-99

FREE THROWS MADE

FTM	Player	Years
1. 526	Candace Parker	2005-08
2. 523	Chamique Holdsclaw	1995-99
3. 493	Glory Johnson	2008-12
4. 471	Tamika Catchings	1997-2001
5. 439	Semeka Randall	1997-2001
6. 429	Jaime Nared	2014-18
7. 423	Bridgette Gordon	1985-89
8. 405	Bashaara Graves	2012-16
9. 381	Nicky Anosike	2004-08
10. 377	Dana Johnson	1991-95

FREE THROWS ATTEMPTED

FTA	Player	Years
1. 796	Glory Johnson	2008-12
2. 738	Candace Parker	2005-08
3. 731	Chamique Holdsclaw	1995-99
4. 618	Semeka Randall	1997-2001
5. 611	Tamika Catchings	1997-2001
6. 610	Bridgette Gordon	1985-89
7. 586	Nicky Anosike	2004-08
8. 584	Dana Johnson	1991-95
9. 566	Bashaara Graves	2012-16
10. 539	Daedra Charles	1988-91

FREE THROW PCT. (MIN. 150 ATTEMPTS)

FT%	Player (FTM-FTA)	Years
1. .916	S. Zolman (306-334)	2002-06

2. .853	S. Spencer (163-191)	2003-07
3. .847	Kara Lawson (344-406)	1999-2003
4. .839	Cindy Brogdon (198-236)	1977-79
5. .827	Jaime Nared (429-519)	2014-18
6. .816	Rennia Davis (310-380)	2017-21
	.816 T. Woosley (284-348)	1991-95
	.816 Tanya Haave (279-342)	1980-84
9. .812	Ariel Massengale (277-341)	2011-15
10. .808	Taber Spani (160-198)	2009-13

POINTS

Points	Player	Years
1. 3025	Chamique Holdsclaw	1995-99
2. 2462	Bridgette Gordon	1985-89
3. 2137	Candace Parker	2005-08
4. 2113	Tamika Catchings	1997-2001
5. 2064	Meighan Simmons	2010-14
6. 1950	Kara Lawson	1999-2003
7. 1915	Semeka Randall	1997-2001
8. 1882	Shekinna Stricklen	2008-12
9. 1815	Rennia Davis	2017-21
10. 1790	Sheila Frost	1985-89

SCORING AVERAGE (MIN. 30 GAMES)

PPG	Player	Years
1. 29.9	Trish Roberts	1976-77
2. 20.8	Cindy Brogdon	1977-79
3. 20.4	Chamique Holdsclaw	1995-99
4. 19.4	Candace Parker	2005-08
5. 19.2	Jill Rankin	1979-80
6. 18.0	Bridgette Gordon	1985-89
7. 16.6	Tamika Catchings	1997-2001
8. 15.7	Diamond DeShields	2015-17
9. 15.4	Rennia Davis	2017-21
10. 14.4	Meighan Simmons	2010-2014

REBOUNDS

Rebounds	Player	Years
1. 1295	Chamique Holdsclaw	1995-99
2. 1218	Glory Johnson	2008-12
3. 1085	Mercedes Russell	2013-18
4. 1044	Bashaara Graves	2012-16
5. 1043	Sheila Frost	1985-89
6. 1004	Tamika Catchings	1997-2001
7. 994	Mary Ostrowski	1980-84
8. 972	Candace Parker	2005-08
9. 957	Debbie Groover	1977-81
10. 947	Rennia Davis	2017-21

REBOUND AVERAGE (MIN. 30 GAMES)

RPG	Player	Years
1. 14.2	Patricia Roberts	1976-77
2. 8.84	Candace Parker	2005-08
3. 8.75	Chamique Holdsclaw	1995-99
4. 8.64	Glory Johnson	2008-12
5. 8.17	Daedra Charles	1988-91
6. 8.03	Rennia Davis	2017-21
7. 7.98	Mercedes Russell	2013-18
8. 7.95	Mary Ostrowski	1979-84
9. 7.91	Tamika Catchings	1996-2001
10. 7.73	Karla Horton	1984-87

ASSISTS

Assts.	Player	Years
1. 755	Dawn Marsh	1984-88
2. 673	Holly Warlick	1976-80
3. 587	Lea Henry	1979-83
4. 518	Ariel Massengale	2011-15
5. 503	Alexis Hornbuckle	2004-08
6. 456	Kara Lawson	1999-2003
7. 452	Kellie Jolly	1995-99
8. 449	Michelle Marciniak	1993-96
9. 439	Dena Head	1988-92
10. 429	Kristen Clement	1997-2001

ASSIST AVERAGE (MIN. 30 GAMES)

APG	Player	Years
1. 5.72	Dawn Marsh	1984-88
2. 4.78	Evinia Westbrook	2017-19
3. 4.77	Holly Warlick	1976-80
4. 4.41	Jordan Horston	2019-
5. 4.38	Lea Henry	1979-83
6. 4.32	Michelle Marciniak	1993-96
7. 4.25	Ariel Massengale	2011-15
8. 3.73	Cindy Brogdon	1977-79
9. 3.64	Alexis Hornbuckle	2004-08
10. 3.58	Loree Moore	2001-05
11. 3.45	Anastasia Hayes	2017-18

BLOCKED SHOTS

Blocks	Player	Years
1. 275	Candace Parker	2005-08
2. 249	Sheila Frost	1985-89
3. 228	Kelley Cain	2008-11
4. 200	Ashley Robinson	2000-04
5. 195	Mercedes Russell	2013-18
6. 194	Michelle Snow	1998-2002
7. 161	Nicky Anosike	2004-08
8. 158	Tamarl Key	2019-
9. 136	Tamika Catchings	1997-2001
10. 135	Teresa Geter	1997-99

STEALS

Steals	Player	Years
1. 373	Alexis Hornbuckle	2004-08
2. 336	Bridgette Gordon	1985-89
3. 311	Tamika Catchings	1997-2001
4. 305	Chamique Holdsclaw	1995-99
5. 289	Nikki McCray	1991-95
6. 286	Semeka Randall	1997-2001
7. 280	Loree Moore	2001-05
8. 278	Sheila Collins	1981-85
9. 250	Holly Warlick	**...1978-80
10. 234	Michelle Marciniak	1993-96

GENERAL

STAFF

PLAYERS

REVIEW

HISTORY

FACILITIES

NCAA

SEC

RECORDS

MEDIA INFO



LADY VOL RECORDS BY CLASS

FRESHMAN

POINTS

Total	Name	Opponent	Date
1. 35	Tamika Catchings	at DePaul	1/20/98
2. 34	Candace Parker	Florida	2/26/06
3. 33	Rennia Davis	at Arkansas	2/8/18
4. 31	Shyra Ely	vs. Georgia	3/1/02
5. 29	Angie Bjorklund	Arkansas	1/24/08
29	Candace Parker	vs. Rutgers	3/26/06

REBOUNDS

Total	Name	Opponent	Date
1. 19	Chamique Holdslaw	at Georgia	1/8/96
2. 18	Sheila Frost	at Notre Dame	12/9/85
3. 17	Sheila Frost	Iowa	3/16/86
17	Bridgette Gordon	at Georgia	1/29/86
17	Tiffani Johnson	vs. Louisiana Tech	11/20/94
17	Michelle Snow	Mississippi St.	2/6/99

ASSISTS

Total	Name	Opponent	Date
1. 12	Evana Westbrook	Troy	12/6/17
12	Ariel Massengale	Vanderbilt	1/15/12
3. 11	Alexa Middleton	Penn	11/14/14
11	Ariel Massengale	at Alabama	1/26/12
11	Meighan Simmons	Alabama	1/6/11

BLOCKED SHOTS

1. 9	Tamari Key	at South Carolina	2/2/20
2. 7	Tamari Key	vs. Kentucky	3/6/20
7	Candace Parker	vs. Michigan State	11/24/05
7	Kelley Cain	vs. Alabama	3/5/09
5. 6	Tamari Key	Alabama	1/20/20
6	Tamari Key	at Mississippi	1/9/20
6	Mercedes Russell	Tennessee State	12/17/13
6	Kelley Cain	2/5/09	
6	Candace Parker	vs. Rutgers	3/26/06
6	Sheila Frost	Tennessee St.	2/17/86

STEALS

Total	Name	Opponent	Date
1. 8	Nikki McCray	at Memphis St.	2/19/92
8	Bridgette Gordon	at Hawaii Pacific	12/20/85
3. 7	Sheila Collins	Southern Cal.	3/21/82
4. 6	8x, most recently N. Anosike	Purdue	3/22/05

SOPHOMORE

POINTS

Total	Name	Opponent	Date
1. 38	Tamika Catchings	vs. Florida	2/26/99
2. 34	Chamique Holdslaw	Georgia	12/8/96
3. 33	Chamique Holdslaw	at Louisiana Tech	2/24/97
33	Bridgette Gordon	Auburn	3/21/87
5. 32	Candace Parker	at Old Dominion	12/22/06

REBOUNDS

Total	Name	Opponent	Date
1. 22	Karla Horton	East Carolina	11/24/85
2. 20	Debbie Groover	Valdosta St.	1/27/79
3. 19	Pashen Thompson	at Montana	12/19/94
4. 18	Bashaara Graves	Georgia Tech	11/17/13
18	Chamique Holdslaw	DePaul	1/28/97
18	Sheila Frost	Georgia	1/24/87
18	Karla Horton	Louisiana St.	1/20/86

ASSISTS

Total	Name	Opponent	Date
1. 14	Holly Warlick	Memphis St.	2/17/78
2. 12	Jazmine Massengill	Missouri	1/2/20
12	Shekinna Stricklen	Oklahoma	1/3/10
12	Dawn Marsh	vs. Georgia	3/20/86
4. 11	Kellie Jolly	vs. Old Dominion	3/30/97
11	Dawn Marsh	at Hawaii Pacific	12/20/85

BLOCKED SHOTS

Total	Name	Opponent	Date
1. 12	Kelley Cain	LSU	2/22/10
2. 10	Tamari Key	Florida	1/31/21

3. 8	Kelley Cain	Arkansas	2/4/10
4. 7	Isabelle Harrison	at South Carolina	1/3/13
7	Kelley Cain	Kentucky	2/25/10
7	Kelley Cain	Florida	2/14/10
7	Candace Parker	at Louisiana Tech	11/28/06
7	Michelle Snow	vs. Rutgers	3/31/00

STEALS

Total	Name	Opponent	Date
1. 8	Tamika Catchings	Memphis	2/16/99
8	Tonya Edwards	at Oregon State	12/16/87
8	Tonya Edwards	Florida	2/21/88
8	Nikki McCray	UNC Charlotte	12/9/92
5. 7	13x, most recently E. Westbrook	Presbyterian	11/11/18

JUNIOR

POINTS

Total	Name	Opponent	Date
1. 43	Tanya Haave	at Stephen F. Austin	12/11/82
2. 39	Chamique Holdslaw	Auburn	2/14/98
3. 37	Chamique Holdslaw	Florida	1/10/98
4. 36	Sheila Frost	Vanderbilt	1/17/88
5. 35	Cindy Noble	at UT-Chattanooga	1/18/80

REBOUNDS

Total	Name	Opponent	Date
1. 20	Cindy Brogdon	Memphis St.	2/17/78
2. 20	Sheila Frost	N. Illinois	12/20/87
3. 19	Tiffani Johnson	at Auburn	2/15/97
4. 18	Isabelle Harrison	Georgia Tech	11/17/13
18	Glory Johnson	Mississippi St.	1/27/11
18	Glory Johnson	vs. Georgia Tech	11/26/10
18	Dana Johnson	vs. Alabama	3/6/94

ASSISTS

Total	Name	Opponent	Date
1. 13	Ariel Massengale	vs. Virginia	11/28/13
2. 12	Ariel Massengale	LSU	1/2/14
12	Michelle Marciniak	Georgia	2/25/95
12	Lea Henry	at Kentucky	2/28/82
5. 11	Alexa Middleton	Tennessee State	11/30/16
11	Laurie Milligan	at Old Dominion	1/7/97
11	Shelley Sexton	at UCLA	12/15/85
11	Susan Clower	at Old Dominion	2/16/81

BLOCKED SHOTS

Total	Name	Opponent	Date
1. 6	Mercedes Russell	at Vanderbilt	1/5/17
6	Nia Moore	Alabama	2/19/15
6	Kelley Cain	at South Carolina	1/20/11
6	Daedra Charles	vs. Georgia	3/4/90
5. 5	Kelley Cain	vs. Kentucky	3/6/11
5	Kelley Cain	Florida	2/10/11
5	Candace Parker	Mississippi St.	2/24/08
5	Candace Parker	Rutgers	2/11/08
5	Ashley Robinson	at Alabama	1/16/03
5	Michelle Snow	Memphis	12/15/00
5	Sheila Frost	at Memphis St.	1/27/88
5	Sheila Frost	Louisiana Tech	2/15/88

STEALS

Total	Name	Opponent	Date
1. 9	Holly Warlick	at Louisiana State	1/24/79
2. 8	Alberta Auguste	at Louisiana Tech	11/28/06
8	Dena Head	at Virginia Tech	12/3/90
8	Shelley Sexton	at Hawaii Pacific	12/20/85
8	Nikki McCray	Virginia Tech	1/20/94

SENIOR

POINTS

Total	Name	Opponent	Date
1. 51	Patricia Roberts	Kentucky	11/13/76
2. 43	Patricia Roberts	ETSU	1/24/77
3. 40	Sheila Collins	at Mississippi	3/3/85
4. 39	Chamique Holdslaw	Boston College	3/15/99
5. 37	Tasha Butts	at Vanderbilt	2/15/04
37	Jill Rankin	N.C. State	1/4/80

LADY VOL RECORDS BY CLASS

REBOUNDS

Total	Name	Opponent	Date
1. 22	Daedra Charles	SW Missouri St.	3/16/91
2. 21	Glory Johnson	DePaul	3/19/12
3. 20	Rennia Davis	Kentucky	1/24/21
	Patricia Roberts	Ky. /vs. Clemson	11/13/76 & 12/17/76 at EKU /vs. MTSU 2/12/77 & 3/3/77
5. 19	Shelia Collins	at Mississippi	3/3/85
	Bashaara Graves	Florida	1/7/16

ASSISTS

Total	Name	Opponent	Date
1. 18	Dawn Marsh	vs. Georgia	3/6/88
2. 13	Jordan Reynolds	Troy	12/21/16
13	Shannon Bobbitt	Gonzaga	12/16/07
4. 12	Holly Warlick	Clemson	3/5/80
	Dawn Marsh	Vanderbilt	1/17/88

BLOCKED SHOTS

Total	Name	Opponent	Date
1. 8	Ashley Robinson	Rutgers	12/11/03
2. 7	Cindy Noble	Illinois State	3/21/81
3. 6	Mary Ostrowski	Mississippi	2/15/84
6	Cindy Noble	vs. Kentucky	3/13/81
5. 5	9x, most recently I. Harrison	Oregon State	12/28/14

STEALS

Total	Name	Opponent	Date
1. 11	Michelle Marciniak	at Kentucky	1/14/96
2. 10	Shelia Collins	at Florida State	2/8/85
3. 8	Alexis Hornbuckle	at Purdue	3/25/08
8	Nikki McCray	Vanderbilt	2/12/95
8	Holly Warlick	at UCLA	12/13/79

TOP 10 SEASON AVERAGES BY CLASS

FRESHMAN RECORDS

POINTS

Name	Games	Points	Avg.	
1. Tamika Catchings	39	711	18.2	
2. Candace Parker	36	622	17.3	
3. Chamique Holdsclaw	36	583	16.2	
4. Semeka Randall	38	604	15.9	
5. Bridgette Gordon	34	481	14.2	
	Shelia Collins	31	412	14.2
7. Kara Lawson	37	504	13.6	
8. Meighan Simmons	37	500	13.5	
9. Shekinna Stricklen	32	424	13.3	
10. Bashaara Graves	35	461	13.2	

REBOUNDS

Name	Games	Rebs.	Avg.	
1. Sheila Frost	33	309	9.4	
2. Chamique Holdsclaw	36	326	9.1	
3. Candace Parker	36	298	8.3	
4. Bashaara Graves	35	281	8.03	
	Tamika Catchings	39	313	8.03
6. RENNIA DAVIS	33	250	7.6	
7. Karla Horton	32	229	7.16	
8. Glory Johnson	33	236	7.15	
9. Mary Ostrowski	29	203	7.0	
10. Lisa McGill	27	184	6.8	

ASSISTS

Name	Games	Assists	Avg.
1. Ariel Massengale	33	162	4.91
2. Jordan Horston	31	143	4.61
3. Evina Westbrook	33	143	4.33
4. Dawn Marsh	32	127	3.97
5. Loree Moore	34	133	3.91
6. Anastasia Hayes	33	114	3.45
7. Holly Warlick	33	112	3.39
8. Kristen "Ace" Clement	33	107	3.24
9. Dena Head	37	118	3.19
10. Alexis Hornbuckle	35	110	3.14

SOPHOMORE RECORDS

POINTS

Name	Games	Points	Avg.	
1. Chamique Holdsclaw	39	803	20.6	
2. Candace Parker	36	706	19.6	
3. Tamika Catchings	34	563	16.6	
4. Bridgette Gordon	34	559	16.4	
5. RENNIA DAVIS	31	463	14.9	
	Evina Westbrook	31	463	14.9
7. Peggy Evans	31	458	14.8	
8. Mary Ostrowski	32	458	14.31	
9. Diamond DeShields	36	514	14.27	
10. Semeka Randall	33	464	14.1	

REBOUNDS

Name	Games	Rebs.	Avg.	
1. Candace Parker	36	352	9.8	
2. Chamique Holdsclaw	39	367	9.4	
3. Karla Horton	34	313	9.2	
4. Debbie Groover	39	338	8.7	
5. Mary Ostrowski	32	273	8.5	
6. Mercedes Russell	36	299	8.3	
7. Vonda Ward	32	250	7.8	
	Paula Towns	32	250	7.8
9. RENNIA DAVIS	31	240	7.7	
10. Kelley Cain	33	254	7.69	

ASSISTS

Name	Games	Assists	Avg.
1. Dawn Marsh	34	192	5.6
2. Lea Henry	31	167	5.4
3. Evina Westbrook	31	163	5.3
4. Holly Warlick	31	155	5.0
5. Ariel Massengale	35	158	4.5
6. Jordan Horston	25	104	4.16
7. Jazmine Massengill	31	128	4.13
8. Kellie Jolly	23	94	4.09
9. Suzanne Barbre	14	55	3.93
10. Dena Head	33	129	3.91

JUNIOR RECORDS

POINTS

Name	Games	Points	Avg.	
1. Chamique Holdsclaw	39	915	23.5	
2. Cindy Brogdon	31	674	21.7	
3. Candace Parker	38	809	21.3	
4. Bridgette Gordon	34	687	20.8	
5. Tanya Haave	33	614	18.6	
6. RENNIA DAVIS	30	541	18.0	
7. Diamond DeShields	29	504	17.4	
8. Rae Burrell	25	419	16.8	
	Meighan Simmons	35	589	16.8
10. Nikki McCray	33	537	16.3	

REBOUNDS

Name	Games	Rebs.	Avg.
1. Glory Johnson	37	359	9.70
2. Mercedes Russell	32	309	9.66
3. Isabelle Harrison	35	326	9.3
4. Daedra Charles	33	287	8.7
5. Candace Parker	38	322	8.5
6. Chamique Holdsclaw	39	328	8.4
7. RENNIA DAVIS	30	245	8.2
8. Shyra Ely	35	279	8.0
9. Sheila Frost	34	269	7.91
10. Tamika Catchings	37	292	7.89

ASSISTS

Name	Games	Assists	Avg.	
1. Dawn Marsh	32	193	6.0	
2. Ariel Massengale	19	110	5.8	
3. Michelle Marciniak	36	204	5.7	
4. Lea Henry	32	152	4.9	
5. Holly Warlick	39	181	4.6	
6. Laurie Milligan	22	98	4.5	
7. Alexis Hornbuckle	37	146	4.0	
8. Suzanne Barbre	33	126	3.82	
9. Kellie Jolly	39	148	3.79	
	Diamond DeShields	29	110	3.79

SENIOR RECORDS

POINTS

Name	Games	Points	Avg.
1. Patricia Roberts	33	987	29.9
2. Chamique Holdsclaw	34	724	21.3
3. Bridgette Gordon	36	733	20.4
4. Cindy Brogdon	39	784	20.1
5. Jill Rankin	38	730	19.2
6. Shelia Collins	31	563	18.2
7. Daedra Charles	35	607	17.34
8. RENNIA DAVIS	24	415	17.29
9. Jaime Nared	33	550	16.7
10. Meighan Simmons	35	577	16.5

REBOUNDS

Rank	Name	Games	Rebs.	Avg.
1.	Patricia Roberts	33	467	14.2
2.	Glory Johnson	36	355	9.9
3.	Lisa Harrison	32	300	9.4
	Shelia Collins	31	290	9.4
5.	Daedra Charles	35	322	9.2
6.	Mercedes Russell	33	303	9.18
7.	RENNIA DAVIS	24	212	8.83
8.	Tamika Catchings	17	150	8.2
9.	Mary Ostrowski	31	270	8.7
10.	Isabelle Harrison	21	181	8.6

ASSISTS

Name	Games	Assists	Avg.	
1. Dawn Marsh	34	243	7.1	
2. Holly Warlick	38	225	5.92	
3. Jordan Reynolds	31	138	4.52	
	Lea Henry	33	149	4.52
5. Michelle Marciniak	36	156	4.3	
6. Kellie Jolly	34	141	4.1	
7. Kara Lawson	38	151	4.0	
8. Cindy Brogdon	39	150	3.8	
9. Alexis Hornbuckle	37	134	3.6	
10. Tonya Edwards	33	111	3.37	

GENERAL

STAFF

PLAYERS

REVIEW

HISTORY

FACILITIES

NCAA

SEC

RECORDS

MEDIA INFO



SEASON STATISTICAL BREAKDOWN

FIELD GOALS MADE

1292, 1978-79 (39)
 1288, 1997-98 (39)
 1224, 1987-88 (34)
 1202, 1979-80 (38)
 1191, 1988-89 (37)
 1147, 1976-77 (33)
 1117, 1998-99 (34)
 1107, 1996-97 (39)
 1106, 2002-03 (38)
 1094, 2010-11 (37)
 1083, 2007-08 (38)
 1079, 1985-86 (34)
 1073, 1986-87 (34)
 1069, 1995-96 (36)
 1057, 1994-95 (37)
 1051, 1990-91 (35)
 1051, 1982-83 (33)
 1050, 1999-00 (37)
 1037, 1977-78 (31)
 1028, 2000-01 (34)
 1011, 1989-90 (33)
 1007, 2012-13 (35)
 1005, 2005-06 (36)
 1004, 2009-10 (35)
 999, 2013-14 (35)
 995, 2006-07 (37)
 981, 2001-02 (34)
 971, 1993-94 (33)
 968, 2011-12 (36)
 966, 1991-92 (31)
 967, 2003-04 (35)
 964, 1992-93 (32)
 944, 1981-82 (32)
 935, 2017-18 (33)
 934, 2014-15 (36)
 926, 1980-81 (31)
 915, 1983-84 (33)
 900, 2018-19 (32)
 896, 2015-16 (36)
 892, 2004-05 (35)
 868, 1984-85 (32)
 848, 2016-17 (32)
 847, 2019-20 (31)
 837, 2008-09 (33)
 836, 2020-21 (25)

FIELD GOAL ATT.

2679, 1997-98 (39)
 2622, 1978-79 (39)
 2478, 1996-97 (39)
 2401, 2007-08 (38)
 2395, 1987-88 (34)
 2384, 2002-03 (38)
 2379, 1979-80 (38)
 2363, 1988-89 (37)
 2346, 2010-11 (37)
 2324, 1995-96 (36)
 2324, 1999-00 (37)
 2290, 1976-77 (33)
 2258, 2006-07 (37)
 2245, 1986-87 (34)
 2244, 2012-13 (35)
 2220, 2000-01 (34)
 2217, 1994-95 (37)
 2214, 2011-12 (36)
 2204, 1990-91 (35)
 2199, 2014-15 (36)
 2197, 2015-16 (36)
 2193, 2001-02 (34)
 2193, 1992-93 (32)
 2184, 2013-14 (35)
 2182, 1985-86 (34)
 2181, 2009-10 (35)
 2180, 1998-99 (34)
 2171, 1989-90 (35)
 2160, 1977-78 (31)
 2148, 2003-04 (35)
 2145, 2004-05 (35)
 2133, 2005-06 (36)
 2093, 1991-92 (31)

2092, 2018-19 (32)
 2088, 1993-94 (33)
 2080, 2017-18 (33)
 2034, 1982-83 (33)
 2027, 2008-09 (32)
 1994, 1983-84 (33)
 1976, 1981-82 (32)
 1973, 2016-17 (32)
 1926, 2019-20 (31)
 1908, 1984-85 (32)
 1859, 1980-81 (31)
 1852, 2020-21 (25)

FIELD GOAL PCT.

517, 1982-83 (33)
 512, 1998-99 (34)
 511, 1987-88 (34)
 505, 1979-80 (38)
 504, 1988-89 (37)
 501, 1976-77 (33)
 498, 1980-81 (31)
 495, 1985-86 (34)
 493, 1978-79 (39)
 481, 1997-98 (39)
 480, 1977-78 (31)
 478, 1986-87 (34)
 478, 1981-82 (32)
 477, 1990-91 (35)
 477, 1994-95 (37)
 471, 2005-06 (36)
 466, 2010-11 (37)
 466, 1989-90 (33)
 465, 1993-94 (33)
 464, 2002-03 (38)
 463, 2000-01 (34)
 462, 1991-92 (31)
 460, 2009-10 (35)
 460, 1995-96 (36)
 459, 1983-84 (33)
 457, 2013-14 (35)
 455, 1984-85 (32)
 452, 1999-00 (37)
 451, 2007-08 (38)
 450, 2003-04 (35)
 450, 2017-18 (33)
 449, 2012-13 (35)
 447, 2001-02 (34)
 447, 1996-97 (39)
 441, 2006-07 (37)
 440, 2020-21 (25)
 440, 2019-20 (31)
 440, 1992-93 (32)
 437, 2011-12 (36)
 430, 2018-19 (32)
 430, 2016-17 (32)
 425, 2014-15 (36)
 416, 2004-05 (35)
 413, 2008-09 (32)
 408, 2015-16 (36)

3-PT. FG MADE

242, 2010-11 (37)
 237, 2007-08 (38)
 232, 2002-03 (38)
 232, 2005-06 (36)
 210, 2006-07 (37)
 192, 2011-12 (36)
 187, 2009-10 (35)
 185, 1999-00 (37)
 178, 2012-13 (35)
 176, 2000-01 (34)
 175, 2004-05 (35)
 172, 2014-15 (36)
 172, 2018-19 (32)
 163, 2008-09 (32)
 161, 2003-04 (35)
 160, 2013-14 (35)
 158, 2017-18 (33)
 153, 2016-17 (32)
 146, 2019-20 (31)
 145, 2001-02 (34)

135, 1996-97 (39)
 131, 2015-16 (36)
 118, 1990-91 (35)
 112, 2020-21 (25)
 109, 1994-95 (37)
 108, 1993-94 (33)
 106, 1997-98 (39)
 98, 1992-93 (32)
 89, 1991-92 (31)
 83, 1998-99 (34)
 78, 1995-96 (36)
 43, 1989-90 (33)
 27, 1987-88 (34)
 6, 1988-89 (37)

3-PT. FG ATTEMPTS

647, 2007-08 (38)
 641, 2010-11 (37)
 595, 2002-03 (38)
 577, 2006-07 (37)
 568, 2011-12 (36)
 565, 2005-06 (36)
 516, 2015-16 (36)
 514, 2018-19 (32)
 508, 2014-15 (36)
 502, 2012-13 (35)
 501, 2008-09 (32)
 500, 1999-00 (37)
 498, 2009-10 (35)
 480, 2017-18 (33)
 472, 2004-05 (35)
 464, 2000-01 (34)
 461, 2019-20 (31)
 451, 2016-17 (32)
 444, 2013-14 (35)
 432, 2003-04 (35)
 421, 2001-02 (34)
 388, 1996-97 (39)
 366, 2020-21 (25)
 346, 1994-95 (37)
 346, 1997-98 (39)
 312, 1993-94 (33)
 304, 1992-93 (32)
 294, 1990-91 (35)
 274, 1995-96 (36)
 255, 1998-99 (34)
 249, 1991-92 (31)
 126, 1989-90 (33)
 68, 1987-88 (34)
 26, 1988-89 (37)

3-PT. FG PCT.

401, 1990-91 (35)
 397, 1987-88 (34)
 390, 2002-03 (38)
 389, 2005-06 (36)
 379, 2000-01 (34)
 378, 2010-11 (37)
 376, 2009-10 (35)
 373, 2003-04 (35)
 371, 2004-05 (35)
 370, 1999-00 (37)
 366, 2007-08 (38)
 364, 2006-07 (37)
 360, 2013-14 (35)
 357, 1991-92 (31)
 355, 2012-13 (35)
 348, 1996-97 (39)
 346, 1993-94 (33)
 344, 2001-02 (34)
 341, 1989-90 (33)
 339, 2014-15 (36)
 339, 2016-17 (32)
 338, 2011-12 (36)
 325, 2018-19 (31)
 325, 2008-09 (32)
 325, 1998-99 (34)
 322, 1992-93 (32)
 317, 2019-20 (31)
 315, 1994-95 (37)
 307, 2017-18 (33)

306, 2020-21 (25)
 306, 1997-98 (39)
 285, 1995-96 (36)
 254, 2015-16 (36)
 231, 1988-89 (37)

FREE THROWS MADE

782, 1997-98 (39)
 709, 1994-95 (37)
 665, 1996-97 (39)
 664, 1993-94 (33)
 648, 1999-00 (37)
 635, 1998-99 (34)
 628, 1988-89 (37)
 612, 1986-87 (34)
 608, 2001-02 (34)
 593, 2002-03 (38)
 589, 2005-06 (36)
 587, 1995-96 (36)
 580, 2000-01 (34)
 577, 1978-79 (39)
 567, 2013-14 (35)
 567, 2004-05 (35)
 561, 1991-92 (31)
 555, 1989-90 (33)
 548, 1979-80 (38)
 546, 1988-88 (34)
 544, 1994-95 (37)
 536, 2011-12 (36)
 533, 2017-18 (33)
 527, 2014-15 (36)
 526, 1990-91 (35)
 525, 2012-13 (35)
 524, 2006-07 (37)
 513, 2007-08 (38)
 508, 2003-04 (35)
 504, 2010-11 (37)
 498, 1982-83 (33)
 498, 1977-78 (31)
 497, 2016-17 (32)
 497, 1984-85 (32)
 469, 2008-09 (32)
 456, 1983-84 (33)
 456, 1981-82 (32)
 447, 1985-86 (34)
 439, 2015-16 (36)
 421, 2018-19 (32)
 413, 1980-81 (31)
 405, 2009-10 (35)
 368, 1976-77 (33)
 336, 2019-20 (31)
 293, 2020-21 (25)

FREE THROW ATT.

1110, 1997-98 (39)
 973, 1994-95 (37)
 950, 1998-99 (34)
 947, 1988-89 (37)
 946, 1996-97 (39)
 931, 1999-00 (37)
 910, 1993-94 (33)
 882, 1986-87 (34)
 849, 2001-02 (34)
 844, 2000-01 (34)
 833, 1991-92 (31)
 828, 1995-96 (36)
 827, 1989-90 (33)
 826, 2002-03 (38)
 807, 1990-91 (35)
 804, 1978-79 (39)
 801, 2004-05 (35)
 798, 1992-93 (32)
 796, 2005-06 (36)
 793, 2013-14 (35)
 766, 1987-88 (34)
 760, 2017-18 (33)
 759, 2011-12 (36)
 757, 2010-11 (37)
 746, 1979-80 (38)
 741, 2006-07 (37)
 730, 2007-08 (38)

713, 1985-86 (34)
 711, 1977-78 (31)
 710, 2008-09 (32)
 706, 2003-04 (35)
 700, 2014-15 (36)
 692, 2012-13 (35)
 688, 1984-85 (32)
 671, 1982-83 (33)
 667, 2016-17 (32)
 658, 1981-82 (32)
 654, 1983-84 (33)
 619, 2015-16 (36)
 609, 2009-10 (35)
 606, 2018-19 (32)
 572, 1980-81 (31)
 556, 1976-77 (33)
 514, 2019-20 (31)
412, 2020-21 (25)

FREE THROW PCT.

.759, 2012-13 (35)
 .753, 2014-15 (36)
 .745, 2016-17 (32)
 .742, 1982-83 (33)
 .740, 2005-06 (36)
 .735, 1979-80 (38)
 .730, 1993-94 (33)
 .729, 1994-95 (37)
 .722, 1984-85 (32)
 .722, 1980-81 (31)
 .720, 2003-04 (35)
 .720, 1978-79 (39)
 .718, 2002-03 (38)
 .716, 2001-02 (34)
 .715, 2013-14 (35)
 .713, 1987-88 (34)
 .711, 2020-21 (25)
 .709, 2015-16 (36)
 .709, 1995-96 (36)
 .708, 2004-05 (35)
 .707, 2006-07 (37)
 .706, 2011-12 (36)
 .705, 1997-98 (39)
 .703, 2007-08 (38)
 .703, 1996-97 (39)
 .701, 2017-18 (33)
 .700, 1977-78 (31)
 .697, 1983-84 (33)
 .696, 1999-00 (37)
 .695, 2018-19 (32)
 .694, 1986-87 (34)
 .693, 1981-82 (32)
 .687, 2000-01 (34)
 .682, 1992-93 (32)
 .673, 1991-92 (31)
 .671, 1989-90 (33)
 .668, 1998-99 (34)
 .666, 2010-11 (37)
 .665, 2009-10 (35)
 .663, 1988-89 (37)
 .662, 1976-77 (33)
 .661, 2008-09 (32)
 .654, 2019-20 (31)
 .652, 1990-91 (35)
 .627, 1985-86 (34)

SCORING AVERAGE

88.9, 1987-88 (34)
 88.8, 1997-98 (39)
 86.8, 1998-99 (34)
 83.3, 1991-92 (31)
 82.9, 1977-78 (31)
 82.7, 2000-01 (34)
 82.2, 1993-94 (33)
 81.5, 1988-89 (37)
 81.1, 1986-87 (34)
 81.0, 1978-79 (39)
 80.7, 1976-77 (33)
 80.3, 1992-93 (32)
 79.9, 2002-03 (38)
 79.9, 2001-02 (34)

SEASON STATISTICAL BREAKDOWN (CONTINUED)

79.4, 1989-90 (33)
 79.3, 2010-11 (37)
 79.3, 1999-00 (37)
 79.2, 1994-95 (37)
 78.8, 1982-83 (33)
 78.5, 1990-91 (35)
 78.3, 2005-06 (36)
 77.9, 2013-14 (35)
 77.9, 1995-96 (36)
 77.7, 1979-80 (38)
 77.6, 2012-13 (35)
 77.6, 2017-18 (33)
 77.3, 1996-97 (39)
 76.7, 2007-08 (38)
 76.6, 1985-86 (34)
 74.6 2018-19 (32)
 74.4, 2003-04 (35)
 74.3, 2009-10 (35)
 74.0, 2011-12 (36)
 73.6, 2006-07 (37)
 73.3, 2016-17 (32)
 73.2, 1981-82 (31)
 73.1, 1980-81 (31)
 72.2, 2004-05 (35)
 71.9, 2020-21 (25)
 71.3, 2014-15 (36)
 70.2, 2019-20 (31)
 69.9, 2008-09 (32)
 69.8, 1984-85 (32)
 69.3, 1983-84 (33)
 65.6, 2015-16 (36)

POINTS

3464, 1997-98 (39)
 3161, 1978-79 (39)
 3037, 2002-03 (38)
 3021, 1987-88 (34)
 3016, 1988-89 (37)
 3014, 1996-97 (39)
 2953, 1979-80 (38)
 2952, 1998-99 (34)
 2934, 2010-11 (37)
 2933, 1999-00 (37)
 2932, 1994-95 (37)
 2916, 2007-08 (38)
 2819, 2005-06 (36)
 2812, 2000-01 (34)
 2803, 1995-96 (36)
 2758, 1986-87 (34)
 2746, 1990-91 (35)
 2725, 2013-14 (35)
 2724, 2006-07 (37)
 2717, 2012-13 (35)
 2715, 2001-02 (34)
 2714, 1993-94 (33)
 2664, 2011-12 (36)
 2662, 1976-77 (33)
 2620, 1989-90 (33)
 2605, 1985-86 (34)
 2603, 2003-04 (35)
 2600, 2009-10 (35)
 2600, 1982-83 (33)
 2582, 1991-92 (31)
 2572, 1977-78 (31)
 2570, 1992-93 (32)
 2567, 2014-15 (36)
 2561, 2017-18 (33)
 2526, 2004-05 (35)
 2388, 2018-19 (32)
 2362, 2015-16 (36)
 2346, 2016-17 (32)
 2344, 1981-82 (32)
 2306, 2008-09 (32)
 2286, 1983-84 (33)
 2265, 1980-81 (31)
 2233, 1984-85 (32)
 2176, 2019-20 (31)
 1797, 2020-21 (25)

PERSONAL FOULS

745, 1986-87 (34)

710, 1978-79 (39)
 693, 1985-86 (34)
 679, 1997-98 (39)
 676, 1994-95 (37)
 662, 1983-84 (33)
 662, 1996-97 (39)
 656, 1991-92 (31)
 653, 2004-05 (35)
 648, 1990-91 (35)
 644, 1982-83 (33)
 644, 2001-02 (34)
 633, 1993-94 (33)
 633, 1999-00 (37)
 633, 1979-80 (38)
 632, 1995-96 (36)
 630, 2000-01 (34)
 626, 1984-85 (32)
 624, 1987-88 (34)
 617, 2003-04 (35)
 616, 1998-99 (34)
 614, 2005-06 (36)
 613, 1989-90 (33)
 610, 2018-19 (32)
 607, 2015-16 (36)
 607, 1981-82 (32)
 593, 2006-07 (37)
 589, 2013-14 (35)
 587, 1988-89 (37)
 578, 2007-08 (38)
 573, 1992-93 (32)
 567, 1976-77 (33)
 566, 2008-09 (32)
 565, 2002-03 (38)
 557, 2010-11 (37)
 524, 2009-10 (35)
 522, 1980-81 (31)
 520, 2011-12 (36)
 516, 2019-20 (31)
 515, 2012-13 (35)
 512, 2014-15 (36)
 503, 2017-18 (33)
 490, 1977-78 (31)
 466, 2016-17 (32)
 397, 2020-21 (25)

REBOUND AVERAGE

46.9, 1992-93 (32)
 46.4, 1978-79 (39)
 46.3, 2010-11 (37)
 46.0, 2019-20 (31)
 46.0, 2020-21 (25)
 45.6, 2013-14 (35)
 45.5, 2000-01 (34)
 45.4, 1991-92 (31)
 44.9, 1976-77 (33)
 44.6, 1987-88 (34)
 44.3, 2002-03 (38)
 44.3, 1997-98 (39)
 44.1, 1994-95 (37)
 43.9, 2017-18 (33)
 43.8, 1993-94 (33)
 43.7, 1989-90 (33)
 43.7, 1985-86 (34)
 43.6, 1995-96 (36)
 43.5, 2011-12 (36)
 43.5, 2008-09 (32)
 43.4, 2009-10 (35)
 43.4, 2001-02 (34)
 43.3, 2012-13 (35)
 43.2, 1996-97 (39)
 43.0, 2018-19 (32)
 43.0, 1988-89 (37)
 42.6, 2003-04 (35)
 42.3, 1986-87 (34)
 42.3, 1981-82 (32)
 42.2, 1979-80 (38)
 42.2, 1998-99 (34)
 42.1, 2014-15 (36)
 42.0, 2004-05 (35)
 41.7, 1999-00 (37)
 41.5, 1990-91 (35)

41.5, 1983-84 (33)
 41.5, 1980-81 (31)
 41.2, 2016-17 (32)
 41.1, 2015-16 (36)
 40.9, 2007-08 (38)
 40.5, 1982-83 (33)
 40.5, 1984-85 (32)
 39.7, 1977-78 (31)
 39.4, 2005-06 (36)
 38.4, 2006-07 (37)

REBOUNDS

1811, 1978-79 (39)
 1728, 1997-98 (39)
 1713, 2010-11 (37)
 1684, 1996-97 (39)
 1682, 2002-03 (38)
 1650, 1994-95 (37)
 1604, 1979-80 (38)
 1595, 2013-14 (35)
 1590, 1988-89 (37)
 1571, 1995-96 (36)
 1567, 2011-12 (36)
 1555, 2007-08 (38)
 1548, 2000-01 (34)
 1542, 1999-00 (37)
 1519, 2009-10 (35)
 1518, 1987-88 (34)
 1515, 2012-13 (35)
 1514, 2014-15 (36)
 1501, 1992-93 (32)
 1491, 2003-04 (35)
 1486, 1985-86 (34)
 1483, 1976-77 (33)
 1481, 2015-16 (36)
 1476, 2001-02 (34)
 1469, 2004-05 (35)
 1451, 1990-91 (35)
 1449, 2014-15 (36)
 1447, 1993-94 (33)
 1441, 1989-90 (33)
 1437, 1986-87 (34)
 1435, 2008-09 (32)
 1434, 1998-99 (34)
 1425, 2019-20 (31)
 1421, 2006-07 (37)
 1418, 2005-06 (36)
 1407, 1991-92 (31)
 1375, 2018-19 (32)
 1368, 1983-84 (33)
 1353, 1981-82 (32)
 1337, 1982-83 (33)
 1317, 2016-17 (32)
 1297, 1984-85 (32)
 1285, 1980-81 (31)
 1233, 1977-78 (31)
 1139, 2020-21 (25)

ASSISTS

715, 1979-80 (38)
 661, 1978-79 (39)
 660, 1987-88 (34)
 660, 1985-86 (34)
 631, 2002-03 (38)
 625, 1986-87 (34)
 624, 1997-98 (39)
 623, 1988-89 (37)
 611, 2007-08 (38)
 611, 1980-81 (31)
 594, 1982-83 (33)
 574, 1981-82 (32)
 569, 2006-07 (37)
 568, 2000-01 (34)
 556, 2005-06 (36)
 555, 1983-84 (33)
 550, 2009-10 (35)
 545, 1999-00 (37)
 542, 1995-96 (36)
 536, 2013-14 (35)
 533, 2014-15 (36)
 533, 1992-93 (32)

526, 2017-18 (33)
 526, 1996-97 (39)
 525, 2011-12 (36)
 525, 1989-90 (33)
 522, 2010-11 (37)
 519, 1990-91 (35)
 512, 2012-13 (35)
 512, 1998-99 (34)
 508, 1993-94 (33)
 506, 2019-20 (31)
 502, 2003-04 (35)
 502, 1984-85 (32)
 486, 2004-05 (35)
 485, 2015-16 (36)
 474, 2001-02 (34)
 468, 2016-17 (32)
 455, 1991-92 (31)
 454, 2010-11 (37)
 445, 2008-09 (33)
 413, 1992-93 (32)
 366, 2020-21 (25)

BLOCKS

238, 1997-98 (39)
 226, 2009-10 (35)
 223, 2007-08 (38)
 215, 2019-20 (31)
 202, 2006-07 (37)
 202, 2005-06 (36)
 195, 2010-11 (37)
 183, 2000-01 (34)
 167, 2011-12 (36)
 163, 1998-99 (34)
 162, 2002-03 (38)
 156, 2003-04 (35)
 155, 2008-09 (33)
 150, 2015-16 (36)
 143, 2012-13 (35)
 140, 2014-15 (36)
 137, 2020-21 (25)
 136, 2017-18 (33)
 135, 2013-14 (35)
 134, 1996-97 (39)
 133, 1985-86 (34)
 130, 2004-05 (35)
 128, 2001-02 (34)
 127, 2016-17 (32)
 127, 1987-88 (34)
 126, 1988-89 (37)
 118, 1999-00 (37)
 112, 1995-96 (36)
 111, 1986-87 (34)
 110, 1994-95 (37)
 100, 1993-94 (33)
 100, 1991-92 (31)
 98, 1992-93 (32)
 95, 2018-19 (32)
 94, 1989-90 (33)
 94, 1984-85 (32)
 91, 1982-83 (33)
 87, 1981-82 (32)
 87, 1979-80 (38)
 85, 1980-81 (31)
 84, 1990-91 (35)
 83, 1983-84 (33)
 73, 1978-79 (39)

STEALS

567, 1997-98 (39)
 567, 1978-79 (39)
 495, 1988-89 (37)
 451, 1979-80 (38)
 445, 2000-01 (34)
 436, 2006-07 (37)
 419, 1999-00 (37)
 400, 1986-87 (34)
 391, 1998-99 (34)
 384, 1997-98 (39)
 377, 2001-02 (34)
 376, 1985-86 (34)
 366, 1992-93 (32)

361, 1983-84 (33)
 359, 1994-95 (37)
 358, 1984-85 (32)
 356, 1982-83 (33)
 352, 1996-97 (39)
 350, 2002-03 (38)
 350, 1991-92 (31)
 345, 2004-05 (35)
 342, 1989-90 (33)
 339, 1995-96 (36)
 336, 1993-94 (33)
 327, 1981-81 (32)
 323, 2005-06 (36)
 319, 2014-15 (36)
 315, 1980-81 (31)
 313, 1990-91 (35)
 312, 2012-13 (35)
 307, 2000-01 (34)
 300, 2015-16 (36)
 287, 2011-12 (36)
 286, 2017-18 (31)
 283, 2003-04 (35)
 280, 2010-11 (37)
 273, 2013-14 (35)
 253, 2018-19 (32)
 249, 2008-09 (33)
 239, 2009-10 (35)
 197, 2016-17 (32)
 169, 2019-20 (31)
 165, 2020-21 (25)

PTS. ALLOWED AVG.

55.5, 2006-07 (37)
 56.3, 2014-15 (36)
 56.4, 2010-11 (37)
 57.1, 2009-10 (35)
 58.5, 2002-03 (38)
 58.6, 2007-08 (38)
 58.6, 1988-89 (37)
 58.7, 1997-98 (39)
 58.7, 1994-95 (37)
 59.0, 2015-16 (36)
 60.1, 2011-12 (36)
 60.1, 2004-05 (35)
 60.3, 2019-20 (31)
 61.0, 2005-06 (36)
 61.2, 1976-1977 (33)
 61.9, 2000-01 (34)
 62.1, 1992-93 (32)
 62.5, 2020-21 (25)
 62.5, 2003-04 (35)
 62.6, 1999-00 (37)
 62.6, 1989-90 (33)
 62.9, 2013-14 (35)
 63.1, 1998-99 (34)
 63.7, 2008-09 (33)
 63.9, 2012-13 (35)
 64.0, 1993-94 (33)
 64.3, 1980-81 (31)
 64.3, 2017-18 (33)
 64.5, 1995-96 (36)
 64.8, 1979-1980 (38)
 65.0, 2001-02 (34)
 65.1, 1991-92 (31)
 65.7, 1975-1976 (27)
 65.8, 1996-97 (39)
 65.8, 1990-91 (35)
 65.9, 2016-17 (32)
 66.1, 1983-84 (33)
 66.1, 1978-1979 (39)
 66.0, 1985-86 (34)
 66.6, 1984-85 (32)
 66.7, 1982-83 (33)
 67.4, 1987-88 (34)
 67.4, 1986-87 (34)
 67.6, 1977-1978 (31)
 68.2, 1981-82 (32)
 69.1, 2018-19 (32)
 73.4, 1974-1975 (24)

GENERAL

STAFF

PLAYERS

REVIEW

HISTORY

FACILITIES

NCAA

SEC

RECORDS

MEDIA INFO



FINAL YEARLY RANKING IN THE AP POLL

1977	1985	1993	2001	2009	2017
1. Delta St. 2. Immaculata 3. St. Joseph's 4. Cal-St. Fullerton 5. TENNESSEE	1. Texas 2. Northeast La. 3. Long Beach St. 4. Louisiana Tech 5. Old Dominion 13. TENNESSEE	1. Vanderbilt 2. TENNESSEE 3. Ohio St. 4. Iowa 5. Texas Tech	1. Connecticut 2. Notre Dame 3. TENNESSEE 4. Georgia 5. Duke	1. Connecticut 2. Stanford 3. Maryland 4. Oklahoma 5. Baylor 18. TENNESSEE	1. Connecticut 2. Baylor 3. Notre Dame 4. South Carolina 5. Maryland RV. TENNESSEE
1978	1986	1994	2002	2010	2018
1. TENNESSEE 2. Wayland Baptist 3. N. Carolina St. 4. Montclair St. 5. UCLA	1. Texas 2. Georgia 3. Southern Cal 4. Louisiana Tech 5. Western Ky. 15. TENNESSEE	1. TENNESSEE 2. Penn St. 3. Connecticut 4. North Carolina 5. Colorado	1. Connecticut 2. Oklahoma 3. Duke 4. Vanderbilt 5. Stanford 6. TENNESSEE	1. Connecticut 2. Stanford 3. TENNESSEE 4. Nebraska 5. Xavier	1. Connecticut 2. Baylor 3. Louisville 4. Mississippi State 5. Notre Dame 12. TENNESSEE
1979	1987	1995	2003	2011	2019
1. Old Dominion 2. Louisiana Tech 3. TENNESSEE 4. Texas 5. Stephen. F. Austin	1. Texas 2. Auburn 3. Louisiana Tech 4. Long Beach St. 5. Rutgers 7. TENNESSEE	1. Connecticut 2. Colorado 3. TENNESSEE 4. Stanford 5. Texas Tech	1. Connecticut 2. Duke 3. LSU 4. TENNESSEE 5. Texas	1. Connecticut 2. Stanford 3. Baylor 4. TENNESSEE 5. Xavier	1. Baylor 2. UConn 3. Notre Dame 4. Mississippi State 5. Notre Dame NR. TENNESSEE
1980	1988	1996	2004	2012	2020
1. Old Dominion 2. TENNESSEE 3. Louisiana Tech 4. South Carolina 5. Stephen. F. Austin	1. TENNESSEE 2. Iowa 3. Auburn 4. Texas 5. Louisiana Tech	1. Louisiana Tech 2. Connecticut 3. Stanford 4. TENNESSEE 5. Georgia	1. Duke 2. TENNESSEE 3. Purdue 4. Texas 5. Penn State	1. Baylor 2. Stanford 3. Connecticut 4. Notre Dame 5. Maryland 9. TENNESSEE	1. South Carolina 2. Oregon 3. Baylor 4. Maryland 5. UConn NR. TENNESSEE
1981	1989	1997	2005	2013	2021
1. Louisiana Tech 2. TENNESSEE 3. Old Dominion 4. Southern Cal 5. Cheyney	1. TENNESSEE 2. Auburn 3. Louisiana Tech 4. Stanford 5. Maryland	1. Connecticut 2. Old Dominion 3. Stanford 4. North Carolina 5. Louisiana Tech 10. TENNESSEE	1. Stanford 2. LSU 3. TENNESSEE 4. North Carolina 5. Duke	1. Baylor 2. Notre Dame 3. Connecticut 4. Stanford 5. Duke 10. TENNESSEE	1. UConn 2. Stanford 3. NC State 4. Texas A&M 5. Baylor 13. TENNESSEE
1982	1990	1998	2006	2014	
1. Louisiana Tech 2. Cheyney 3. Maryland 4. TENNESSEE 5. Texas	1. Louisiana Tech 2. Stanford 3. Washington 4. TENNESSEE 5. UNLV	1. TENNESSEE 2. Old Dominion 3. Connecticut 4. Louisiana Tech 5. North Carolina	1. North Carolina 2. Ohio State 3. Maryland 4. Duke 5. LSU 6. TENNESSEE	1. Connecticut 2. Notre Dame 3. TENNESSEE 4. Louisville 5. Baylor	
1983	1991	1999	2007	2015	
1. Louisiana Tech 2. Southern Cal 3. Texas 4. Old Dominion 5. Cheyney 9. TENNESSEE	1. Penn St. 2. Virginia 3. Georgia 4. TENNESSEE 5. Purdue	1. Purdue 2. TENNESSEE 3. Louisiana Tech 4. Connecticut 5. Old Dominion	1. Duke 2. North Carolina 3. TENNESSEE 4. Connecticut 5. Stanford	1. Connecticut 2. Notre Dame 3. South Carolina 4. Maryland 5. Baylor 6. TENNESSEE	
1984	1992	2000	2008	2016	
1. Texas 2. Louisiana Tech 3. Georgia 4. Old Dominion 5. Southern Cal 15. TENNESSEE	1. Virginia 2. TENNESSEE 3. Stanford 4. Stephen F. Austin 5. Mississippi U.	1. Connecticut 2. TENNESSEE 3. Louisiana Tech 4. Georgia 5. Notre Dame	1. Connecticut 2. North Carolina 3. TENNESSEE 4. Stanford 5. Maryland	1. Connecticut 2. Notre Dame 3. South Carolina 4. Baylor 5. Maryland RV. TENNESSEE	

WEEK-BY-WEEK AP POLL

Week	1	2	3	4	5	6	7	8	9	10	11	12	13	14	15	16	17	18	19	20
1976-77	nr	17	19	16	13	12	10	12	10	5	--	--	--	--	--	--	--	--	--	--
1977-78	1	5	5	3	2	3	3	3	1	1	1	1	1	1	1	1	1	1	1	1
1978-79	1	1	1	5	5	5	4	4	7	8	6	6	6	8	8	6	3	--	--	--
1979-80	4	4	3	3	5	5	5	5	4	6	5	4	4	4	3	2	2	--	--	--
1980-81	3	3	3	6	7	7	9	7	7	10	11	7	7	4	3	3	2	2	--	--
1981-82	2	7	10	14	18	19	20	nr	nr	nr	nr	20	13	8	11	10	8	4	--	--
1982-83	4	4	5	9	11	12	12	11	8	8	8	6	4	5	8	10	9	--	--	--
1983-84	5	5	7	9	10	11	11	8	12	11	9	7	6	10	10	14	15	--	--	--
1984-85	14	12	16	15	nr	nr	nr	nr	nr	nr	nr	nr	nr	20	18	15	13	--	--	--
1985-86	9	11	11	13	12	11	11	12	11	11	10	14	15	14	15	15	--	--	--	--
1986-87	3	3	3	1	1	1	2	2	3	3	5	7	9	8	8	7	--	--	--	--
1987-88	1	1	1	3	3	3	4	4	4	4	4	4	3	3	3	3	1	--	--	--
1988-89	1	1	1	1	1	1	1	1	2	2	2	3	3	2	2	2	1	--	--	--
1989-90	1	1	1	2	4	7	5	5	3	3	5	5	4	4	3	3	4	--	--	--
1990-91	6	3	6	10	9	7	5	4	2	4	3	5	4	4	4	3	4	--	--	--
1991-92	1	1	1	1	3	3	3	3	2	4	4	4	3	2	2	2	2	2	--	--
1992-93	2	1	1	1	1	2	2	2	2	1	1	1	1	1	2	2	--	--	--	--
1993-94	1	1	1	1	1	1	1	1	1	2	2	2	1	1	1	1	1	--	--	--
1994-95	1	1	1	1	1	1	1	1	1	2	2	2	2	2	2	2	3	--	--	--
1995-96	6	4	3	2	2	4	5	4	4	6	4	3	6	5	5	5	4	4	--	--
1996-97	4	3	5	4	5	6	6	8	9	8	9	8	9	8	8	8	11	10	--	--
1997-98	1	1	1	1	1	1	1	1	1	1	1	1	1	1	1	1	1	1	--	--
1998-99	1	4	3	3	2	2	2	2	2	1	1	1	1	1	1	2	2	2	--	--
1999-00	2	5	5	3	2	2	2	2	2	2	2	4	4	2	2	2	2	2	2	--
2000-01	2	2	2	2	2	2	2	2	2	2	3	3	2	2	1	1	3	3	--	--
2001-02	2	2	2	2	2	2	2	2	2	2	2	3	3	4	3	6	6	--	--	--
2002-03	2	2	4	4	4	4	5	5	5	5	4	4	3	3	3	3	4	4	--	--
2003-04	4	3	3	3	2	2	2	5	5	2	1	1	3	3	2	1	5	2	--	--
2004-05	1	1	1	4	9	9	9	8	10	8	7	5	5	5	6	5	5	3	3	--
2005-06	2	2	2	1	1	1	1	1	1	1	5	5	5	5	8	7	6	--	--	--
2006-07	5	5	4	4	6	5	5	4	4	4	4	3	3	3	2	2	4	3	--	--
2007-08	1	1	1	1	1	1	3	3	2	2	2	2	2	1	3	3	3	3	--	--
2008-09	5	9	7	7	11	8	8	7	13	10	13	12	15	13	18	19	18	18	--	--
2009-10	6	6	6	4	3	4	4	4	4	4	5	5	5	5	4	4	4	3	--	--
2010-11	4	4	9	8	6	6	5	5	5	5	5	5	5	4	4	4	4	4	--	--
2011-12	3	3	6	8	7	6	6	7	6	6	9	7	8	11	13	10	13	9	9	--
2012-13	20	24	20	16	14	13	10	13	12	9	9	9	9	12	12	11	8	9	10	10
2013-14	4	4	3	3	3	3	3	5	5	8	12	11	10	8	10	10	6	4	3	3
2014-15	4	4	4	14	11	11	8	7	6	5	6	6	6	6	6	5	6	--	--	--
2015-16	4	4	4	8	16	14	14	13	12	13	18	19	23	25	24	rv	rv	rv	--	--
2016-17	13	13	17	22	rv	rv	rv	rv	rv	rv	nr	rv	rv	24	rv	rv	rv	rv	--	--
2017-18	14	13	12	12	11	7	7	7	7	6	6	10	12	11	11	15	12	12	--	--
2018-19	11	12	11	11	9	9	9	10	10	13	20	rv	nr	nr	nr	nr	nr	nr	--	--
2019-20	rv	rv	23	20	17	23	23	22	22	23	24	23	22	23	25	rv	rv	rv	rv	rv
2020-21	rv	rv	nr	rv	rv	rv	rv	22	25	20	18	16	21	20	14	14	13	--	--	--

-- denotes no poll nr - denotes not ranked rv - denotes receiving votes



Kasiyahna Kushkituah lifts head coach Kellie Harper in celebration on Feb. 18, 2021, after the No. 21/21 Lady Vols snapped No. 2/3 South Carolina's 31-game SEC win streak and marked Tennessee's first victory over a top-five-ranked team since beating No. 2/4 Texas during the 2017-18 season.

- GENERAL
- STAFF
- PLAYERS
- REVIEW
- HISTORY
- FACILITIES
- NCAA
- SEC
- RECORDS
- MEDIA INFO



RECORDS BY CONFERENCE

SOUTHEASTERN CONFERENCE

Alabama	51	7
Arkansas	31	5
Auburn	47	11
Florida	54	4
Georgia	52	19
Kentucky	56	15
Louisiana State	52	16
Mississippi	50	8
Mississippi State	37	7
Missouri	12	3
South Carolina	51	10
Texas A&M	8	7
Vanderbilt	74	10
TOTAL	574	121

AMERICAN ATHLETIC CONFERENCE

Cincinnati	0	3
East Carolina	2	0
Memphis	26	1
SMU	1	0
Temple	2	0
Wichita State	3	0
TOTAL	34	4

AMERICA EAST CONFERENCE

Albany	1	0
Maine	2	0
Vermont	2	0
TOTAL	5	0

ATLANTIC COAST CONFERENCE

Boston College	3	0
Clemson	12	1
Duke	5	6
Florida State	2	0
Georgia Tech	6	0
Louisville	2	2
Miami	2	0
North Carolina	16	3
North Carolina State	12	3
Notre Dame	22	8
Pittsburgh	5	0
Syracuse	1	1
Virginia	14	3
Virginia Tech	7	2
Wake Forest	2	0
TOTAL	111	29

ATLANTIC SUN CONFERENCE

Liberty	2	0
Lipscomb	3	0
Stetson	8	0
TOTAL	13	0

ATLANTIC 10 CONFERENCE

Davidson	1	0
Dayton	3	0
Fordham	1	0
George Mason	1	0
George Washington	10	0
LaSalle	1	0
Richmond	1	0
St. Joseph's	5	0
Saint Louis	1	0
TOTAL	24	0

BIG EAST CONFERENCE

Connecticut	9	15
Creighton	1	0
DePaul	20	0
Georgetown	0	1
Marquette	3	0
Providence	3	0
St. John's	2	0
Villanova	1	0

Xavier	0	1
TOTAL	39	17

BIG SKY CONFERENCE

Montana	2	0
Portland State	1	0
TOTAL	3	0

BIG SOUTH CONFERENCE

Longwood	1	0
Presbyterian	1	0
Radford	1	0
UNC Asheville	1	0
Winthrop	3	2
TOTAL	7	2

BIG TEN CONFERENCE

Illinois	7	0
Indiana	2	0
Iowa	2	1
Maryland	10	5
Michigan	0	1
Michigan State	2	1
Minnesota	1	0
Nebraska	2	0
Northwestern	3	0
Ohio State	10	1
Penn State	9	2
Purdue	7	1
Rutgers	20	3
Wisconsin	5	0
TOTAL	80	15

BIG 12 CONFERENCE

Baylor	2	6
Kansas	3	0
Kansas State	4	0
Oklahoma	5	1
Oklahoma State	3	0
TCU	4	0
Texas	25	16
Texas Tech	6	0
West Virginia	6	1
TOTAL	58	24

BIG WEST CONFERENCE

Fullerton State	1	0
Long Beach State	4	3
TOTAL	5	3

COLONIAL ATHLETIC ASSOCIATION

College of Charleston	1	0
James Madison	4	0
UNCW	1	0
TOTAL	6	0

CONFERENCE USA

Charlotte	3	0
FIU	1	0
Florida Atlantic	2	0
Louisiana Tech	24	17
Marshall	3	0
Middle Tennessee	22	0
Old Dominion	36	9
Rice	1	0
UAB	3	0
Western Kentucky	8	1
TOTAL	103	27

HORIZON LEAGUE

Oakland	1	0
Wisconsin-Green Bay	2	0
Youngstown State	2	0
TOTAL	5	0

IVY LEAGUE

Penn	1	0
Princeton	1	0
TOTAL	2	0

METRO ATLANTIC ATHLETIC CONFERENCE

Manhattan	1	0
Marist	1	0
TOTAL	2	0

MID-AMERICAN CONFERENCE

Akron	1	0
Ball State	0	1
Miami (Ohio)	1	0
Northern Illinois	3	0
Toledo	1	0
Western Michigan	2	0
TOTAL	8	1

MID-EASTERN ATHLETIC CONFERENCE

Florida A&M	2	0
Howard	1	0
North Carolina A&T	1	0
South Carolina State	2	0
TOTAL	6	0

MISSOURI VALLEY CONFERENCE

Drake	1	0
Illinois State	2	0
Southern Illinois	2	0
(SW) Missouri State	1	0
TOTAL	6	0

MOUNTAIN WEST CONFERENCE

Air Force	1	0
Boise State	1	0
Colorado State	1	0
San Jose State	1	0
UNLV	1	0
TOTAL	5	0

NORTHEAST CONFERENCE

Saint Francis	1	0
TOTAL	1	0

OHIO VALLEY CONFERENCE

Austin Peay	6	0
Belmont	4	6
Eastern Illinois	1	0
Eastern Kentucky	8	1
Murray State	1	0
Tennessee-Martin	14	2
Tennessee State	6	0
Tennessee Tech	16	12
Tennessee Tech JV	1	0
TOTAL	57	21

PACIFIC-12 CONFERENCE

Arizona	3	0
Arizona State	4	0
Colorado	3	1
Oregon	1	0
Oregon State	4	1
Stanford	25	12
UCLA	18	2
USC	8	7
Washington	1	0
Washington State	1	0
TOTAL	68	23

PATRIOT LEAGUE

Army	2	0
Colgate	1	0
Navy	1	0
TOTAL	4	0

SOUTHERN CONFERENCE

Chattanooga	27	8
East Tennessee State	24	2(1)

Furman	5	0
Mercer	0	1
UNC Greensboro	1	2
Western Carolina	10	7
TOTAL	67	20(1)

SOUTHLAND CONFERENCE

Central Arkansas	3	0
Lamar	1	0
Northwestern State	1	0
Stephen F. Austin	3	3
TOTAL	8	3

SOUTHWESTERN ATHLETIC CONFERENCE

Alabama State	2	0
Alcorn State	1	0
Arkansas-Pine Bluff	1	0
Grambling State	1	0
Jackson State	1	0
TOTAL	6	0

SUMMIT LEAGUE

Oral Roberts	3	0
South Dakota	1	0
TOTAL	4	0

SUN BELT CONFERENCE

Appalachian State	4	5
Georgia State	1	0
Louisiana-Monroe	0	1
Troy	3	0
TOTAL	8	6

WEST COAST CONFERENCE

Brigham Young	1	0
Gonzaga	4	0
Pepperdine	1	0
Portland	2	0
San Francisco	2	0
Santa Clara	1	0
St. Mary's (Calif.)	1	0
TOTAL	12	0

NCAA DIVISION II

Anderson (S.C.)	2	0
Carson-Newman	14	2
Cheyney	1	0
Delta State	4	2
Edinboro	0	1
Hawaii Pacific	1	0
Mars Hill	1	0
Puerto Rico-Mayaguez	1	0
Tusculum	1	0
Valdosta State	3	1
Virginia State	0	1
TOTAL	28	7

NCAA DIVISION III

Immaculata	1	0
Montclair State	0	1
Roanoke	1	0
TOTAL	2	1

NAIA

Cumberland (Tenn.)	2	0
Milligan	5	0
Shorter	1	0
Union (Tenn.)	0	3
TOTAL	8	3

NJCAA

Chattanooga State	1	0
Gulf Coast	2	0
Walters State	1	0
TOTAL	4	0

- Exhibition games not counted in totals, (1) - Denotes tie

SERIES RECORDS

DATE	AP RANK UT/OPP	ESPN RANK UT/OPP	SITE	W/L	SCORE
AIR FORCE					1-0
12/1/2019	20/nr	25/nr	H	W	81-54
AIX-EN-PROVENCE (FRANCE)					N/A
8/20/1999			A91	W-ex	66-57
AK SELECT (FRANCE)					N/A
8/13/2019			A144	W-ex	93-43
AKRON					1-0
12/18/1997	1/nr	1/nr	N81	W	98-63
ALABAMA					51-7
1/22/1977	12/nr		H	W	83-57
2/11/1978	3/nr		A	W	72-53
1/17/1979	4/nr		H	W	85-52
1/10/1980	5/nr		A	W	88-68
11/28/1980	3/nr		N29	W	74-62
1/30/1981	10/nr		N31	L	71-77
2/8/1981	11/nr		H	W	68-54
3/4/1983	8/nr		H	W	91-73
3/3/1984	10/17		N40	L	66-85
3/23/1984	15/12		H	W	65-58
1/18/1986	12/nr	13/nr	H	W	89-71
2/25/1987	8/nr	8/nr	A	W	108-77
1/23/1988	4/nr	4/nr	H	W	97-70
2/26/1989	2/nr	2/nr	A	W	81-65
3/4/1989	2/nr	2/nr	N51	W	89-61
2/24/1990	4/nr	4/nr	H	W	80-65
1/9/1991	4/nr	3/nr	A	W	86-61
1/26/1992	4/24	4/24	H	W	82-72
1/23/1993	2/nr	2/nr	A	W	86-74
2/5/1994	2/15	2/15	H	W	85-69
3/6/1994	1/16	1/15	N65	W	72-56
2/5/1995	2/16	2/13	A	W	95-44
3/5/1995	2/16	2/15	N65	W	84-70
1/28/1996	4/18	5/17	H	W	81-69
3/4/1996	4/10	4/10	N65	W	64-60
1/26/1997	8/4	9/4	A	W	63-60
2/1/1998	1/nr	1/nr	H	W	73-66
3/1/1998	1/20	1/19	N82	W	67-63
1/31/1999	1/23	1/21	A	W	85-73
2/27/1999	2/24	2/nr	N65	W	80-69
2/6/2000	4/nr	4/nr	H	W	65-47
2/4/2001	3/nr	3/nr	A	W	97-75
3/2/2001	1/nr	1/nr	N94	W	82-52
1/20/2002	2/nr	3/nr	H	W	82-57
1/16/2003	5/nr	5/nr	A	W	88-45
1/18/2004	5/nr	5/nr	H	W	72-51
2/27/2005	5/nr	5/nr	A	W	94-81
1/29/2006	1/nr	3/nr	H	W	89-54
2/19/2006	5/nr	5/nr	A	W	82-65
1/3/2007	4/nr	4/nr	H	W	72-36
1/28/2007	4/nr	4/nr	A	W	80-51
2/21/2008	3/nr	3/nr	A	W	85-58
2/12/2009	15/nr	18/nr	H	W	80-61
3/5/2009	19/nr	24/nr	N107	W	68-49
2/18/2010	5/nr	5/nr	A	W	74-67
1/6/2011	5/nr	6/nr	H	W	110-45
1/26/2012	7/nr	9/nr	A	W	86-56
1/20/2013	9/nr	9/nr	H	W	96-69
2/2/2014	10/nr	10/nr	A	W	64-54
2/19/2015	6/nr	6/nr	H	W	77-56
1/31/2016	19/nr	23/nr	H	W	70-42
2/25/2016	nr/nr	nr/nr	A	L	46-54
2/16/2017	rv/nr	rv/nr	A	L	57-65
3/2/2017	rv/nr	rv/nr	N114	L	64-72
2/15/2018	11/nr	11/nr	H	L	63-72
1/17/2019	20/nr	17/nr	A	L	65-86
1/20/2020	23/nr	23/nr	H	W	65-63
1/17/2021	23/rv	24/nr	A	W	82-56
ALABAMA-BIRMINGHAM (UAB)					3-0
1/2/1983	12/nr		H	W	78-66
12/1/1995	3/nr	2/nr	N70	W	77-42
11/24/2018	19/nr	20/nr	N140	W	73-69 (OT)
ALABAMA STATE					2-0
3/22/2003	4/nr	4/nr	H	W	95-43
12/3/2017	12/nr	13/nr	H	W	104-51

DATE	AP RANK UT/OPP	ESPN RANK UT/OPP	SITE	W/L	SCORE
ALBANY					1-0
11/27/2015	4/nr	5/rv	H	W	63-55
ALCORN STATE					1-0
11/25/2012	20/nr	15/nr	H	W	90-37
ANDERSON JC					2-0
2/15/1975			N1	W	78-66
2/19/1977	12/nr		N1	W	77-50
APPALACHIAN STATE					4-5
2/28/1969			N2	L	50-58 (OT)
3/1/1969			N2	L	33-35 (OT)
2/7/1970			A	L	*
3/4/1970			H	*	*
2/17/1973			N1	L	57-67
2/14/1975			N1	W	94-69
3/11/1976			N14	L	71-88
2/18/1977	12/nr		N1	W	82-65
3/13/1999	2/nr	2/nr	H	W	113-54
12/14/2016	nr/nr	rv/nr	H	W	92-66
ARGENTINEAN NATIONAL TEAM					N/A
6/18/1987			N53	W-ex	88-44
ARIZONA					3-0
12/7/1993	1/nr	1/nr	A	W	65-63
1/2/1995	1/nr	1/nr	H	W	109-57
3/20/2000	2/21	2/20	H	W	75-60
ARIZONA STATE					4-0
12/27/2000	2/nr	2/nr	N97	W	67-63
11/19/2006	5/11	4/11	A	W	83-74
11/21/2010	4/nr	4/nr	H	W	80-64
3/20/2016	rv/11	nr/11	A137	W	68-52
ARKANSAS					31-5
2/29/1992	2/nr	2/nr	H	W	105-59
2/27/1993	1/nr	1/nr	A	W	72-55
1/2/1994	1/nr	1/nr	H	W	89-67
2/7/1995	2/20	2/23	A	W	87-67
1/17/1996	6/20	5/20	H	W	78-66
12/29/1996	6/22	6/24	A	L	75-77
1/1/1998	1/25	1/nr	H	W	88-58
3/27/1998	1/nr	1/nr	N84	W	86-58
12/17/1998	2/nr	2/nr	A	W	82-62
1/10/2000	2/nr	2/nr	H	W	79-69
1/7/2001	2/nr	2/nr	A	W	76-61
2/7/2002	3/nr	4/nr	H	W	93-65
1/30/2003	4/12	4/11	A	W	92-79
1/8/2004	5/nr	5/nr	H	W	83-44
2/26/2004	2/nr	2/nr	A	W	93-71
1/13/2005	8/nr	10/nr	H	W	72-54
2/20/2005	6/nr	6/nr	A	W	84-71
2/5/2006	5/nr	5/nr	H	W	77-37
2/22/2007	2/nr	2/nr	A	W	75-68 (OT)
1/24/2008	2/nr	2/nr	H	W	98-55
1/22/2009	10/nr	12/nr	A	W	76-67
2/4/2010	5/nr	5/nr	H	W	74-57
1/30/2011	5/nr	6/nr	A	W	72-53
1/8/2012	6/nr	7/nr	A	W	69-38
2/23/2012	10/nr	9/nr	H	L	71-72 (OT)
2/24/2013	11/nr	10/nr	A	W	60-54
1/30/2014	10/nr	10/nr	H	W	70-60
1/11/2015	7/nr	9/nr	A	W	60-51
1/14/2016	13/nr	15/nr	A	L	59-64
2/4/2016	23/nr	25/nr	H	W	75-57
3/3/2016	nr/nr	nr/nr	N136	W	68-51
2/19/2017	rv/nr	rv/nr	H	W	59-46
2/8/2018	11/nr	11/nr	A	W	90-85
1/21/2019	rv/nr	17/nr	H	L	79-80
2/20/2020	rv/22	rv/25	A	L	75-83
1/7/2021	rv/13	rv/13	H	W	88-73
ARKANSAS-PINE BLUFF					1-0
11/26/2019	20/nr	25/nr	H	W	92-51
ARMY					2-0
11/30/2002	4/nr	5/nr	N105	W	96-44
3/19/2006	6/nr	6/nr	N118	W	102-54

GENERAL

STAFF

PLAYERS

REVIEW

HISTORY

FACILITIES

NCAA

SEC

RECORDS

MEDIA INFO



SERIES RECORDS

DATE	AP RANK UT/OPP	ESPN RANK UT/OPP	SITE	W/L	SCORE
------	-------------------	---------------------	------	-----	-------

ARVIKA (SWEDEN)					N/A
11/13/1989			H	W-ex	97-54

ATHLETES IN ACTION					N/A
---------------------------	--	--	--	--	------------

11/21/1990			H	W-ex	96-64
11/22/1992			H	L-ex	68-70
11/18/1993			H	W-ex	76-73
11/17/1994			H	W-ex	78-65
11/16/2000			H	W-ex	108-78
11/18/2003			H	W-ex	88-64

AUBURN					47-11
---------------	--	--	--	--	--------------

2/9/1980	5/nr		H	W	72-61
3/6/1983	10/15		H	W	83-75
3/4/1985	15/9	24/10	N44	W	63-60
2/8/1986	10/11	12/13	H	L	60-66
1/14/1987	2/3	2/3	A	L	69-75
3/6/1987	8/2	8/2	N51	L	96-102
3/21/1987	7/2	7/2	H	W	77-61
1/9/1988	4/2	4/3	H	L	68-71
3/7/1988	3/1	2/1	N51	W	73-70
1/6/1989	1/3	1/3	A	L	59-67
3/6/1989	2/1	2/1	N51	W	66-51
4/2/1989	1/2	1/2	N55	W	76-60
2/3/1990	5/14	6/14	H	W	76-65
3/5/1990	3/11	3/11	N51	L	77-78
1/19/1991	2/10	2/10	A	L	65-70
3/3/1991	4/5	4/5	N51	W	70-62
3/23/1991	4/6	3/6	H	W	69-65
1/30/1992	4/nr	4/nr	H	W	69-54
1/12/1993	2/9	2/8	A	W	70-59
1/15/1994	1/21	1/20	H	W	58-46
1/14/1995	1/nr	1/nr	A	W	68-43
2/18/1996	5/20	5/18	H	W	72-67 (OT)
2/15/1997	8/nr	9/nr	A	W	76-63
3/2/1997	8/nr	11/nr	N65	L	59-61
2/14/1998	1/nr	1/nr	H	W	79-63
2/14/1999	1/17	1/21	A	W	71-63
2/27/2000	2/11	3/14	H	W	76-61
2/25/2001	1/nr	1/nr	A	W	63-49
1/10/2002	2/19	3/22	H	W	71-50
1/27/2002	2/22	2/22	A	W	66-53
1/12/2003	5/nr	5/nr	H	W	81-72
2/16/2003	3/nr	3/nr	A	W	59-56
3/7/2003	3/nr	3/nr	N107	W	66-51
2/1/2004	1/22	1/25	H	W	68-61 (OT)
1/20/2005	7/nr	9/nr	A	W	81-71
3/4/2005	5/nr	4/nr	N114	W	64-54
2/23/2006	5/nr	5/nr	H	W	81-56
3/3/2006	8/nr	9/nr	N107	W	77-45
2/8/2007	3/nr	3/nr	A	W	72-62
1/10/2008	2/22	2/20	H	W	85-52
1/25/2009	10/6	12/5	A	L	68-82
3/7/2009	19/6	24/5	N107	L	58-78
1/28/2010	5/nr	5/nr	H	W	85-56
1/23/2011	5/nr	6/nr	A	W	73-53
1/1/2012	7/nr	8/nr	A	W	73-52
2/5/2012	8/nr	8/nr	H	W	82-61
1/17/2013	9/nr	9/nr	A	W	75-66
2/21/2013	11/nr	10/nr	H	W	83-61
2/20/2014	10/nr	10/nr	H	W	93-63
1/15/2015	6/nr	6/nr	A	W	54-42
1/10/2016	12/nr	11/nr	H	W	79-52
1/19/2017	nr/nr	rv/nr	A	L	61-79
1/4/2018	7/nr	7/nr	H	W	70-59
3/1/2018	12/nr	12/nr	N101	W	64-61
1/3/2019	10/nr	10/nr	A	W	78-69
2/14/2019	nr/nr	nr/nr	H	W	73-62
3/1/2020	nr/nr	nr/nr	A	W	56-55
2/28/2021	20/nr	21/nr	H	W	88-54

AUSTIN PEAY					6-0
--------------------	--	--	--	--	------------

1/12/1974			H7	W	66-42
2/28/1974			N10	W	55-35
1/16/1976			A	W	65-53
11/15/1996	4/nr	4/nr	H74	W	80-59
3/16/2001	3/nr	3/nr	H	W	80-38
3/20/2010	3/nr	3/nr	H	W	75-42

AUSTRALIAN INSTITUTE OF SPORT					N/A
--------------------------------------	--	--	--	--	------------

11/23/1987			H	W-ex	93-77
11/22/1994			H	W-ex	106-57

DATE	AP RANK UT/OPP	ESPN RANK UT/OPP	SITE	W/L	SCORE
------	-------------------	---------------------	------	-----	-------

BALL STATE					0-1
3/22/2009	18/nr	23/nr	N45	L	55-71

BAYLOR					2-6
---------------	--	--	--	--	------------

3/28/2004	2/15	3/17	N112	W	71-69
11/15/2009	8/7	9/4	H	W	74-65
3/27/2010	3/14	3/18	N127	L	62-77
12/14/2010	6/3	6/2	A	L	54-65
11/27/2011	6/1	7/1	H	L	67-76
3/26/2012	9/1	7/1	N129	L	58-77
12/18/2012	10/3	11/3	A	L	53-76
12/4/2016	22/4	25/4	H	L	66-88

BELMONT					4-6
----------------	--	--	--	--	------------

1/27/1970			A	L	61-64
1/31/1970			H	L	28-38
1/25/1974			H	W	63-51
2/18/1975			A	L	80-102
1/17/1976			A	L	45-77
2/17/1976			H	L	71-79
11/30/1976	nr/nr		HG	W	78-63
1/28/1977	10/nr		A	L	59-60
3/1/1979	8/nr		H	W	94-53
12/30/2018	10/nr	10/nr	H	W	84-76

BOISE STATE					1-0
--------------------	--	--	--	--	------------

3/21/2015	6/nr	5/nr	H	W	72-61
-----------	------	------	---	---	-------

BOSTON COLLEGE					3-0
-----------------------	--	--	--	--	------------

3/15/1999	2/nr	2/nr	H	W	89-62
12/6/2000	2/nr	2/21	H	W	72-57
12/5/2001	2/nr	2/nr	A	W	75-66

BRAZILIAN NATIONAL TEAM					N/A
--------------------------------	--	--	--	--	------------

6/20/1987			A53	L-ex	68-105
-----------	--	--	-----	------	--------

BRIGHAM YOUNG					1-0
----------------------	--	--	--	--	------------

3/23/2002	6/nr	6/nr	N102	W	68-57
-----------	------	------	------	---	-------

BULGARIAN NATIONAL TEAM					N/A
--------------------------------	--	--	--	--	------------

8/14/2003			N110	L-ex	67-69
-----------	--	--	------	------	-------

BULGARIAN NATIONAL B TEAM					N/A
----------------------------------	--	--	--	--	------------

11/23/1993			H	W-ex	89-75
------------	--	--	---	------	-------

CAMEROON NATIONAL TEAM					N/A
-------------------------------	--	--	--	--	------------

8/7/2015			N133	W-ex	66-49
----------	--	--	------	------	-------

CARSON-NEWMAN					14-2
----------------------	--	--	--	--	-------------

2/26/1920			H	L	13-14
2/16/1923			H	W	23-7
1/10/1925			H	W	38-30
2/9/1925			A	L	16-36
1/29/1969			A	W	53-49
2/13/1969			A	W	63-44
2/9/1971			H	W	46-33
2/23/1971			H	*	*
2/26/1971			HP	W	52-37
1/25/1972			H	W	51-45
2/15/1972			A	W	71-41
2/25/1972			H	W	45-39
2/24/1973			N4	W	56-50
1/12/1974			H7	W	55-41
1/22/1974			A	W	57-25
2/22/1974			A9	W	59-41
2/28/1975			N12	W	74-73
11/7/2004			H	W-ex	105-47
11/10/2005			H	W-ex	101-55
11/1/2006			H	W-ex	104-49
11/6/2007			H	W-ex	91-30
11/6/2008			H	W-ex	135-55
11/5/2009			H	W-ex	124-34
11/21/2010			H	W-ex	110-66
11/1/2011			H	W-ex	105-40
11/1/2012			H	W-ex	104-44
11/4/2013			H	W-ex	115-31
11/9/2014			H	W-ex	90-57
11/9/2015			H	W-ex	101-59
11/7/2016			H	W-ex	95-56
11/7/2017			H	W-ex	121-76
11/5/2019			H	W-ex	128-59
10/29/2019			H	W-ex	70-44

SERIES RECORDS

DATE	AP RANK UT/OPP	ESPN RANK UT/OPP	SITE	W/L	SCORE
CENTENARY (TENN.)					1-0
2/18/1925			A	W	54-10
CENTRAL ARKANSAS					3-0
11/15/2015	4/nr	4/nr	H	W	102-47
11/30/2017	12/nr	13/nr	H	W	77-34
11/7/19	rv/nr	rv/nr	H	W	63-36
CENTRAL HIGH SCHOOL					3-1
2/16/1907			H	W	28-0
1/18/1908			*	W	*
2/4/1909			H	W	28-8
12/16/1909			H	L	1-21
COLLEGE OF CHARLESTON					1-0
2/18/1977	12/nr		N1	W	91-70
CHATTANOOGA					27-8
2/8/1924			H	W	19-4
2/17/1925			A	W	39-16
1/9/1926			H	W	45-8
2/11/1926			A	W	45-15
2/4/1971			A	L	52-60
2/26/1971			HP	L	47-53
3/5/1971			N3	L	22-46
2/8/1972			A	W	58-48
2/26/1972			H	L	49-50
2/26/1972			H	W	56-53
3/3/1972			H	L	52-56
1/26/1973			H	L	55-58
2/24/1973			N4	W	55-51
1/25/1975			N4	W	77-73
2/22/1975			H	W	90-78
2/28/1975			N12	W	112-88
1/31/1976			H	W	96-62
2/28/1976			A	W	67-66
1/18/1980	5/nr		A	W	73-53
2/29/1980	4/nr		N10	W	71-63
12/4/1980	3/nr		H	W	90-56
12/5/1984	16/nr		H	W	78-54
11/16/2001	2/nr	2/nr	A	W	97-57
11/23/2003	3/nr	3/nr	H	W	83-52
11/19/2004	1/nr	1/nr	A	W	68-34
11/21/2005	2/nr	1/nr	H	W	92-50
11/12/2006	5/nr	5/nr	H	W	102-72
11/11/2007	1/nr	1/nr	H	W	76-56
11/21/2008	5/nr	13/nr	A	W	66-63
11/15/2010	4/nr	4/nr	H	W	103-43
1/3/2012	6/nr	7/nr	H	W	90-47
11/9/2012	20/nr	16/nr	A	L	71-80
11/14/2013	4/nr	3/nr	H	W	80-56
11/26/2014	4/nr	5/nr	A	L	63-67
11/23/2015	4/nr	5/rv	H	W	59-57
CHATTANOOGA STATE CC					1-0
1/29/1976			H	W	114-51
CHEYNEY					1-0
3/30/1984	15/9		N41	W	82-73
CINCINNATI					0-3
2/22/1924			H	L	9-29
2/26/1924			A	L	23-54
11/26/1984	12/nr		H	L	69-72
CLEMSON					12-1
12/17/1976	19/nr		N15	W	87-61
3/10/1977	10/nr		N3	W	84-46
11/28/1977	1/nr		H	W	88-70
11/29/1978	1/nr		A	W	75-66
3/8/1979	8/nr		H	W	89-61
2/18/1980	4/16		H	W	89-72
3/5/1980	3/16		H	W	95-79
1/21/1981	7/nr		A	L	64-72
1/21/1982	nr/nr		H	W	91-60
3/22/1990	4/nr	5/19	N32	W	80-62
3/19/1994	1/nr	1/nr	H	W	78-66
11/24/2000	2/nr	2/nr	N96	W	86-58
11/22/2018	11/nr	11/nr	N140	W	78-66
COKER					N/A
11/4/2012			H	W-ex	118-44

DATE	AP RANK UT/OPP	ESPN RANK UT/OPP	SITE	W/L	SCORE
COLGATE					1-0
3/20/2004	2/nr	3/nr	N111	W	77-54
COLORADO					3-1
12/8/1981	10/nr		A	L	60-78
12/20/1993	1/7	1/7	H	W	86-82 (OT)
12/17/1994	1/8	1/8	A	W	78-72
3/22/1997	10/18	11/21	N48	W	75-67
COLORADO STATE					1-0
12/11/2019	23/nr	24/nr	H	W	79-41
CONNECTICUT					9-15
1/16/1995	1/2	1/2	A	L	66-77
4/2/1995	3/1	2/1	N16	L	64-70
1/6/1996	4/2	4/2	H	L	53-59
3/29/1996	4/2	4/3	N73	W	88-83 (OT)
1/5/1997	8/1	8/1	A77	L	57-72
3/24/1997	10/1	11/1	N48	W	91-81
1/3/1998	1/3	1/3	H	W	84-69
1/10/1999	2/1	2/1	A	W	92-81
1/8/2000	2/1	2/1	H	L	67-74
2/2/2000	4/1	4/1	A77	W	72-71
4/2/2000	2/1	2/1	N95	L	52-71
12/30/2000	2/1	2/1	A	L	76-81
2/1/2001	3/2	3/2	H	W	92-88
1/5/2002	2/1	2/1	H	L	72-86
3/29/2002	6/1	6/1	N103	L	55-79
1/4/2003	5/3	5/2	A	L	62-63 (OT)
4/8/2003	4/1	4/2	N108	L	68-73
2/5/2004	1/4	1/3	H	L	67-81
4/6/2004	2/6	3/6	N113	L	61-70
1/8/2005	10/15	10/14	A	W	68-67
1/7/2006	1/7	1/7	H	W	89-80
1/6/2007	4/5	4/5	A77	W	70-64
1/23/2020	23/3	23/5	A77	L	45-60
1/21/2021	25/3	rv/5	H	L	61-67
COPENHAGEN (DENMARK)					N/A
1/2/1992			N62	W-ex	98-44
CREIGHTON					1-0
3/25/2013	10/nr	9/nr	H	W	68-52
CUMBERLAND (KY.)					5-0
3/10/1922			A	W	28-19
2/9/1923			H	W	28-14
2/27/1924			A	W	48-24
1/14/1926			H	W	47-12
1/10/1973			H	W	64-25
CUMBERLAND (TENN.)					2-0
2/12/1972			H	W	52-35
2/21/1976			H	W	90-42
DALHOUSIE (CANADA)					N/A
11/6/2005			H	W-ex	131-40
DAVIDSON					1-0
11/28/2012	13/nr	15/nr	H	W	75-40
DAYTON					3-0
12/4/1986	3/nr	3/nr	H	W	66-40
3/22/2010	3/nr	3/nr	H	W	92-64
3/18/2017	rv/nr	rv/nr	N131	W	66-57
DELTA STATE					4-2
12/17/1976	19/1		N15	L	63-74
3/25/1977	5/1		N16	L	58-62
1/5/1978	3/2		H	W	94-74
12/28/1978	5/7		N23	W	67-63
1/9/1979	4/7		A	W	85-73
2/6/1979	6/15		H	W	73-57
11/9/2009			H	W-ex	79-46
DEPAUL					20-0
2/13/1991	4/nr	4/nr	H	W	105-43
1/10/1992	3/nr	3/nr	A	W	70-62
1/21/1993	2/21	2/21	H	W	60-48
1/29/1994	2/nr	2/nr	A	W	66-56
2/14/1995	2/nr	2/nr	H	W	85-54
12/20/1995	4/nr	4/nr	A	W	75-68

GENERAL

STAFF

PLAYERS

REVIEW

HISTORY

FACILITIES

NCAA

SEC

RECORDS

MEDIA INFO



SERIES RECORDS

DATE	AP RANK UT/OPP	ESPN RANK UT/OPP	SITE	W/L	SCORE
1/28/1997	9/nr	9/nr	H	W	94-83
1/20/1998	1/nr	1/nr	A	W	125-46
12/3/1998	3/nr	3/nr	H	W	89-47
12/17/1999	2/nr	2/nr	A	W	100-66
11/18/2000	2/nr	2/nr	H	W	94-52
12/19/2001	2/nr	2/nr	A	W	80-66
1/14/2003	5/25	5/24	H	W	76-57
12/17/2003	2/nr	2/nr	A	W	96-89 (OT)
3/22/2004	2/nr	3/25	N111	W	79-59
12/12/2004	9/15	9/15	H	W	78-63
1/2/2008	3/15	3/15	A	W	102-68
11/30/2008	9/nr	12/nr	H	W	88-67
12/11/2011	7/20	8/21	N87	W	84-61
3/19/2012	9/rv	7/23	A	W	63-48

DOZY BV DEN HELDER (NETHERLANDS) N/A
 8/8/2019 A142 W-ex 97-45

DRAKE 1-0
 3/18/2007 3/nr 4/nr N120 W 76-37

DUKE 5-6
 12/6/1998 3/16 3/16 N86 W 74-60
 3/22/1999 2/10 2/11 N25 L 63-69
 12/27/2001 2/9 2/9 N100 W 89-68
 11/24/2002 2/1 2/1 N104 L 55-76
 4/6/2003 4/2 4/1 N108 W 66-56
 1/24/2004 2/1 2/1 A W 72-69
 12/2/2004 4/10 5/9 H L 57-59
 1/23/2006 1/2 1/2 A L 53-75
 1/22/2007 4/1 4/1 H L 70-74
 1/28/2008 2/9 2/10 A W 67-64
 2/16/2009 13/7 18/10 H L 54-62

EAST CAROLINA 2-0
 2/15/1975 N1 W 82-81
 11/24/1985 9/nr 11/nr H W 74-56

EAST TENNESSEE STATE 24-2-1
 1/31/1924 H L 16-22
 2/2/1925 A T 25-25
 2/20/1926 H W 50-16
 2/1/1969 H W 40-32
 2/12/1971 A L 56-62
 2/27/1971 HP W 54-45
 2/4/1972 H W 78-56
 2/6/1973 A W 54-44
 2/11/1974 H W 55-36
 2/23/1974 N9 W 54-41
 1/18/1975 H W 80-36
 1/25/1975 A W 85-72
 2/21/1975 H W 97-41
 1/24/1977 12/nr H W 100-57
 2/3/1977 12/nr A W 102-46
 1/3/1979 5/nr A W 82-59
 2/5/1980 5/nr H W 90-48
 1/17/1981 7/nr A W 81-66
 2/28/1981 4/nr N3 W 75-48
 1/8/1986 11/nr H W 98-39
 12/22/2010 5/nr 6/nr H W 102-53
 12/2/2015 8/nr 8/nr H W 85-49
 11/15/2016 13/nr 13/nr A W 83-58
 11/12/2017 14/nr 18/nr H W 87-49
 12/21/2018 9/nr 8/nr H W 80-61
 11/5/2019 rv/nr rv/nr A W 72-68
 12/1/2020 rv/nr rv/nr H W 67-50

EASTERN ILLINOIS 1-0
 12/7/1985 11/nr 14/nr N46 W 75-69

EASTERN KENTUCKY 8-1
 2/10/1973 HP W 53-42
 1/15/1974 H W 51-41
 2/25/1975 A W 100-70
 2/11/1976 H L 68-89
 2/12/1977 12/nr A W 84-70
 2/22/1978 1/nr H W 90-67
 11/27/1978 1/nr A W 91-67
 12/19/1987 3/nr 4/nr H W 115-40
 2/24/1993 1/nr 1/nr A W 95-58

EDINBORO 0-1
 1/10/1976 H L 68-70

FARRAGUT SCHOOL 0-4
 2/18/1905 A L 8-14
 2/25/1905 H L 6-10
 1/27/1906 H L 2-15
 2/14/1908 A L 4-15

FLORIDA 54-4
 2/8/1980 5/nr H W 118-44
 11/28/1981 2/nr A W 85-73
 2/1/1982 nr/nr H W 83-67
 1/23/1983 8/nr A W 94-62
 2/2/1983 8/nr H W 70-69
 1/8/1984 8/nr A W 78-70
 1/31/1984 9/nr H W 69-49
 1/21/1985 nr/nr H W 69-61
 2/10/1985 nr/nr 24/nr A W 83-74
 2/2/1986 10/nr 15/nr H W 82-60
 1/17/1987 2/nr 2/nr A W 90-72
 2/21/1988 3/nr 3/nr H W 108-53
 2/18/1989 3/nr 3/nr A W 85-52
 2/17/1990 4/nr 4/nr H W 75-42
 3/3/1990 3/nr 3/nr N51 W 81-56
 1/16/1991 2/nr 2/nr A W 71-70 (OT)
 2/22/1992 2/nr 4/nr H W 90-69
 2/21/1993 1/nr 1/nr A W 88-75
 12/18/1993 1/nr 1/nr H W 84-69
 2/1/1995 2/14 2/15 A W 76-69
 1/2/1996 4/21 4/17 H W 87-67
 3/3/1996 5/18 5/17 N65 W 74-63
 1/21/1997 8/19 9/nr A L 62-71
 1/10/1998 1/12 1/14 H W 99-60
 1/21/1999 1/21 1/19 A W 77-64
 2/26/1999 2/nr 2/nr N65 W 92-80
 2/13/2000 2/nr 3/nr H W 97-78
 3/3/2000 2/nr 3/nr N65 W 91-79
 2/11/2001 2/6 2/9 A W 103-73
 1/3/2002 2/15 2/16 A W 88-64
 1/31/2002 2/12 2/15 H W 86-66
 1/19/2003 5/nr 5/nr A W 94-53
 2/9/2003 3/nr 3/nr H W 79-40
 2/19/2004 3/nr 3/nr H W 88-79
 2/3/2005 5/nr 5/nr A W 91-82 (OT)
 2/26/2006 5/nr 5/nr H L 93-95 (OT)
 1/11/2007 4/nr 4/nr A W 80-58
 2/28/2008 3/nr 3/nr H W 88-61
 3/7/2008 3/nr 3/nr N101 W 92-61
 2/8/2009 12/11 17/13 A L 57-66
 3/6/2009 19/21 24/18 N107 W 71-67
 1/14/2010 4/nr 4/nr A W 66-64
 2/14/2010 5/nr 5/nr H W 83-44
 1/13/2011 5/nr 6/nr A W 83-40
 2/10/2011 4/nr 4/nr H W 61-39
 3/4/2011 4/nr 4/nr N128 W 92-75
 2/26/2012 10/nr 9/nr H W 75-59
 1/13/2013 9/nr 9/nr A W 78-75 (OT)
 3/8/2013 9/nr 9/nr N119 W 82-73
 1/23/2014 11/nr 12/nr H W 89-69
 2/8/2015 6/nr 6/nr A W 64-56
 1/7/2016 11/rv 11/rv H L 66-74
 1/26/2017 rv/nr rv/nr A W 84-75
 2/23/2017 rv/nr rv/nr H W 74-70
 2/22/2018 15/nr 14/nr A W 70-42
 1/31/2019 nr/nr nr/nr H W 67-50
 1/16/2020 24/nr 25/nr A W 78-50
 1/31/2021 20/nr 22/nr H W 79-65

FLORIDA A&M 2-0
 3/16/1995 3/nr 2/nr H W 96-59
 11/18/2018 12/nr 12/nr H W 96-31

FLORIDA ATLANTIC 2-0
 2/14/1990 4/nr 4/nr H W 95-73
 1/21/1992 4/nr 4/nr H W 108-26

FLORIDA INTERNATIONAL 1-0
 3/18/1995 3/nr 2/nr H W 70-44

SERIES RECORDS

DATE	AP RANK UT/OPP	ESPN RANK UT/OPP	SITE	W/L	SCORE
FLORIDA STATE 2-0					
2/8/1985	nr/nr	24/nr	A	W	67-56
1/26/1986	11/nr	11/nr	H	W	89-43
FORDHAM 1-0					
3/17/1979	6/nr		A24	W	76-54
FRENCH NATIONAL TEAM N/A					
11/21/1988			H	W-ex	81-54
FTC-DIEGO BUDAPEST N/A					
11/2/1999			H	W-ex	82-63
FULLERTON STATE 1-0					
12/16/1979	3/nr		A	W	88-57
FURMAN 5-0					
2/16/1973			N1	W	71-43
2/15/1974			N1	W	68-39
2/12/1976			N1	W	73-50
3/18/2000	2/nr	2/nr	H	W	90-38
12/10/2020	nr/nr	nr/nr	H	W	90-53
GEORGE MASON 1-0					
12/6/1997	1/nr	1/nr	N80	W	93-61
GEORGETOWN 0-1					
11/27/2010	4/12	4/13	N117	L	58-69
GEORGE WASHINGTON 10-0					
12/29/1992	1/nr	1/nr	N64	W	73-53
11/27/2001	2/22	2/21	A	W	88-57
11/26/2002	4/21	5/24	H	W	83-61
12/30/2003	5/nr	5/nr	A	W	65-51
11/23/2004	1/nr	1/nr	H	W	71-41
12/7/2005	1/nr	1/nr	A	W	59-43
3/21/2006	6/nr	6/nr	N118	W	66-53
12/7/2006	6/21	5/19	H	W	85-62
12/8/2008	7/nr	9/nr	A	W	71-59
12/1/2009	6/nr	5/nr	H	W	93-53
GEORGIA 52-19					
2/15/1969			N1	W	38-26
12/17/1980	6/nr		N30	W	73-68 (OT)
1/17/1982	nr/13		A	L	63-66
2/11/1982	20/15		H	W	65-52
2/27/1982	8/18		N6	W	55-44
1/16/1983	8/9		A	W	74-54
2/12/1983	6/10		H	W	73-59
3/5/1983	8/12		H	L	65-71
3/27/1983	9/8		N37	L	63-67
1/22/1984	11/4		H	W	64-59
2/19/1984	10/4		A	L	65-84
3/25/1984	15/3		H	W	73-61
12/9/1984	15/3		A	L	72-78
2/2/1985	nr/5	20/5	H	L	56-72
1/29/1986	11/2	15/2	A	L	74-84
3/20/1986	15/2	5/4	N48	W	85-82
1/24/1987	3/12	3/13	H	W	78-72
1/31/1988	4/13	4/12	A	W	82-79
3/6/1988	3/17	2/17	N51	W	82-76
1/29/1989	2/5	2/4	H	W	78-64
1/28/1990	5/4	3/7	A	L	76-81
3/4/1990	3/6	3/6	N51	W	73-54
1/28/1991	3/4	4/5	H	L	74-81
2/15/1992	3/nr	3/nr	A	W	55-51
3/9/1992	2/24	2/nr	N51	W	73-66
2/14/1993	1/nr	1/nr	H	W	71-68
3/6/1993	1/nr	2/21	N65	L	72-73
2/27/1994	1/nr	1/nr	A	W	75-59
3/5/1994	1/nr	1/nr	N65	W	86-72
2/25/1995	2/9	2/9	H	W	83-61
4/1/1995	3/12	2/12	N16	W	73-51
1/8/1996	4/7	4/9	A	L	71-77
3/31/1996	4/5	4/5	N73	W	83-65
12/8/1996	4/5	4/5	H	L	93-94 (OT)
1/14/1998	1/19	1/19	A	W	96-71
1/28/1998	1/17	1/17	H	W	102-43
1/14/1999	1/4	1/4	H	W	102-69
1/28/1999	1/4	1/4	A	W	95-79
2/28/1999	2/14	2/12	N65	W	85-69
1/17/2000	2/7	2/7	A	L	51-78

DATE	AP RANK UT/OPP	ESPN RANK UT/OPP	SITE	W/L	SCORE
1/18/2001	2/4	2/4	H	W	85-69
2/10/2002	3/22	4/21	A	W	52-50
3/1/2002	3/24	3/24	N101	W	81-67
2/20/2003	3/13	3/16	H	W	87-60
2/12/2004	3/19	3/17	A	W	70-67
3/6/2004	1/20	1/16	N101	L	66-68 (OT)
1/31/2005	5/18	5/19	H	W	77-70
1/12/2006	1/13	1/17	H	W	94-85
2/16/2006	5/13	5/13	A	W	58-55
3/4/2006	8/12	9/12	N107	W	89-79
1/14/2007	4/15	4/15	A	W	52-41
2/5/2007	3/9	3/14	H	W	73-57
3/2/2008	3/22	3/20	A	W	72-63
2/5/2009	12/nr	17/nr	H	W	73-43
1/21/2010	3/8	3/8	A	L	50-53
2/21/2011	4/22	4/rv	H	W	77-44
3/5/2011	4/nr	4/nr	N128	W	82-58
1/5/2012	6/16	7/15	H	W	80-51
1/29/2012	7/17	9/15	A	W	67-50
1/6/2013	12/10	13/11	H	W	79-66
1/5/2014	5/19	5/18	A	W	85-70
1/25/2015	5/22	7/19	H	W	59-51
2/26/2015	6/nr	6/nr	A	W	70-59
3/6/2015	5/nr	5/nr	N107	W	75-41
2/28/2016	nr/nr	nr/nr	H	W	80-60
2/5/2017	rv/nr	25/rv	A	L	78-81 (20T)
2/11/2018	11/18	11/18	H	W	62-46
1/13/2019	13/nr	13/nr	A	L	62-66
1/12/2020	23/nr	24/nr	H	W	73-56
1/14/2021	23/rv	24/rv	H	L	66-67
2/21/2021	21/22	21/23	A	L	55-57
GEORGIA STATE 1-0					
3/15/2002	6/nr	6/nr	H	W	98-68
GEORGIA TECH 6-0					
2/2/1987	5/nr	3/nr	H	W	100-74
1/11/1988	4/nr	4/nr	A	W	96-79
2/15/1989	3/nr	3/nr	H	W	88-71
11/26/2010	4/nr	4/nr	N117	W	66-42
11/11/2012	20/22	16/20	A	W	71-54
11/17/2013	4/nr	3/nr	H	W	87-76
GONZAGA 4-0					
11/25/2005	2/nr	1/nr	N117	W	79-65
12/16/2007	1/nr	1/nr	H	W	96-73
12/30/2008	8/nr	12/nr	A	W	77-58
3/28/2015	6/nr	5/nr	N132	W	73-69 (OT)
GRAMBLING STATE 1-0					
3/15/1997	10/nr	11/nr	H	W	91-54
GREEK NATIONAL TEAM N/A					
8/13/2003			A110	L-ex	79-85
8/16/2003			A110	W-ex	59-50
HAWAII PACIFIC 1-0					
12/20/1985	13/nr	14/nr	A	W	130-38
HIWASSEE JC 1-0					
1/28/1974			N8	W	61-31
HOUSTON JAGUARS N/A					
11/5/2006			H	W-ex	101-51
HOWARD 1-0					
12/29/2019	22/NR	24/NR	H	W	88-38
HUNGARIAN NATIONAL TEAM N/A					
11/13/1983			H	W-ex	94-80
ILLINOIS 7-0					
11/27/1985	9/nr	11/nr	H	W	71-57
1/3/1988	3/20	4/20	A	W	93-59
11/25/1988	1/nr	1/nr	N56	W	81-50
1/2/1990	5/nr	7/nr	H	W	84-57
12/21/1990	9/nr	8/nr	A	W	85-52
12/12/1997	1/5	1/5	H61	W	78-68
11/25/2000	2/21	2/21	N96	W	111-62

GENERAL

STAFF

PLAYERS

REVIEW

HISTORY

FACILITIES

NCAA

SEC

RECORDS

MEDIA INFO



SERIES RECORDS

DATE	AP RANK UT/OPP	ESPN RANK UT/OPP	SITE	W/L	SCORE
ILLINOIS STATE 2-0					
1/10/1981	9/nr		H	W	64-52
3/21/1981	2/nr		H	W	78-63
IMMACULATA 1-0					
3/26/1977	5/2		N16	W	91-71
INDIANA 2-0					
11/27/1987	1/nr	3/nr	N54	W	91-52
12/17/2020	nr/15	nr/15	A	W	66-58
IOWA 2-1					
3/16/1986	15/14	16/14	H	W	73-68
11/30/1986	3/8	3/9	A49	W	74-56
3/27/1993	2/4	2/4	A48	L	56-72
JACKSON STATE 1-0					
3/13/1982	10/nr		H	W	72-56
JAMES MADISON 4-0					
3/8/1974			A11	W	74-43
3/24/1988	1/14	3/15	N32	W	72-52
11/11/2016	13/nr	14/nr	A	W	81-69
11/15/2017	13/nr	18/nr	H	W	89-60
KANSAS 3-0					
3/23/1996	4/20	4/22	N72	W	92-71
11/17/1996	4/12	4/13	H74	W	79-60
3/24/2012	9/nr	7/nr	N129	W	84-73
KANSAS STATE 4-0					
3/24/1977	5/20		N16	W	81-69
3/15/1980	2/14		H	W	84-64
1/7/1982	20/nr		H	W	83-68
12/6/1985	11/nr	14/nr	N46	W	68-56
KBCC UPKOT SPARTA LAARNE (BELGIUM) N/A					
8/10/2019			A143	W-ex	106-64
KENTUCKY 56-15					
1/24/1976			N13	W	70-67
11/13/1976			H	W	107-53
1/7/1977	16/18		A	W	82-57
1/28/1978	3/nr		A	W	92-90 (20T)
2/25/1978	1/nr		H	W	99-66
3/10/1978	1/nr		N20	W	76-60
1/20/1979	4/nr		A	L	64-66
2/17/1979	6/nr		H	W	89-51
2/2/1980	6/17		A	W	91-83 (OT)
2/6/1981	11/10		H	W	81-65
3/13/1981	3/10		N32	W	58-49
1/28/1982	nr/8		H	W	81-75
2/18/1982	13/14		A	W	65-61
2/28/1982	11/13		A6	L	74-80
2/9/1983	6/4		A	W	95-85
2/27/1983	8/6		H	L	69-81
1/25/1984	11/nr		A	W	75-63
2/12/1984	6/nr		H	W	67-65
1/23/1985	nr/15	18/14	H	L	72-76 (OT)
2/13/1985	nr/19	24/16	A	W	77-66
1/24/1986	11/nr	11/24	A	L	82-96
1/11/1987	2/nr	2/nr	H	W	76-64
2/18/1988	3/nr	3/nr	A	W	99-75
3/5/1988	3/nr	2/nr	N51	W	100-66
1/21/1989	2/nr	2/nr	H	W	101-57
1/22/1990	3/nr	3/nr	A	W	76-60
1/12/1991	4/nr	3/nr	H	W	80-70
2/8/1992	4/nr	4/nr	A	W	77-52
3/8/1992	2/nr	2/nr	N51	W	94-80
2/6/1993	1/25	1/23	H	W	85-61
2/18/1994	1/nr	1/nr	A	W	95-89 (OT)
2/19/1995	2/nr	2/nr	H	W	67-41
3/4/1995	2/nr	2/nr	N65	W	74-62
1/14/1996	4/nr	5/nr	A	W	60-45
1/12/1997	9/nr	9/nr	H	W	84-61
1/18/1998	1/nr	1/nr	A	W	93-65
1/17/1999	1/nr	1/nr	H	W	98-60
1/23/2000	2/nr	2/nr	A	W	71-65
1/30/2000	4/nr	4/nr	H	W	77-48
1/21/2001	2/nr	2/nr	A	W	110-38
1/27/2001	3/nr	3/nr	H	W	83-39
2/24/2002	4/nr	4/nr	H	W	89-64

DATE	AP RANK UT/OPP	ESPN RANK UT/OPP	SITE	W/L	SCORE
3/2/2003	3/nr	3/nr	A	W	84-69
1/29/2004	1/nr	1/nr	A	W	81-72
1/23/2005	7/nr	9/nr	H	W	67-49
1/26/2006	1/nr	3/nr	A	L	63-66
2/11/2007	3/nr	3/nr	H	W	84-62
1/17/2008	2/nr	2/nr	A	W	65-40
2/3/2008	2/nr	2/nr	H	W	79-51
1/8/2009	7/nr	11/nr	H	W	69-64
2/19/2009	13/nr	19/nr	A	L	56-66
2/25/2010	4/16	4/14	H	W	81-65
3/7/2010	4/19	4/18	N119	W	70-62
2/7/2011	4/15	4/18	A	W	73-67
3/6/2011	4/16	4/16	N128	W	90-65
1/12/2012	6/9	7/8	A	L	60-61
2/13/2012	13/7	10/7	H	W	90-59
3/3/2013	8/10	8/10	A	L	65-78
2/16/2014	8/8	8/8	H	L	71-75
3/9/2014	6/12	6/13	N119	W	71-70
1/29/2015	6/10	6/10	A	W	75-72
2/15/2015	6/10	6/10	H	W	72-58
3/7/2015	5/12	5/11	N107	W	75-64
1/25/2016	19/12	23/9	A	L	63-64
1/1/2017	rv/17	rv/23	H	W	72-65
12/31/2017	7/nr	7/nr	A	W	63-49
1/10/2019	13/16	13/16	H	L	71-73
1/5/2020	22/13	23/13	A	L	76-80
3/6/2020	nr/16	nr/18	N114	L	65-86
1/24/2021	25/12	rv/12	H	W	70-53
2/11/2021	16/20	19/18	A	L	56-71
KIEV DYNAMO N/A					
11/5/2000			H	W-ex	144-52
KNOXVILLE *					
1/19/1971				(W)*	*
KNOXVILLE HIGH SCHOOL 0-1					
2/12/1910			H	L	4-6
2/25/1910			A	*	*
KNOXVILLE YWCA 2-0					
3/8/1920			H	W	30-1
2/5/1926			H	W	52-16
LAMAR 1-0					
12/1/2010	9/nr	8/nr	H	W	99-55
LA SALLE 1-0					
3/18/1989	1/18	1/nr	H	W	91-61
LIBERTY 2-0					
3/14/1998	1/nr	1/nr	H	W	102-58
3/16/2018	12/nr	13/nr	H	W	100-60
LIPSCOMB 3-0					
12/29/2013	5/nr	5/nr	H	W	110-42
12/7/2014	14/nr	14/nr	A	W	85-51
12/28/20	rv/nr	rv/nr	H	W	77-52
LITHUANIA N/A					
11/11/1995			H	W-ex	85-49
LITHUANIAN UNIV. TEAMS SELECT N/A					
8/9/2015			N134	W-ex	71-61
LONG BEACH STATE 4-3					
12/18/1979	3/8		N26	L	68-71
12/13/1983	9/5		A	L	51-56
3/27/1987	7/4	1/4	N52	W	74-64
12/3/1988	1/2	1/2	H	W	88-74
3/25/1989	1/7	1/7	N45	W	94-80
12/19/1989	4/8	4/8	A	L	58-62
12/17/2017	7/nr	7/nr	A	W	90-61
LONGWOOD 1-0					
3/9/1973			N6	W	61-43
LOUISIANA-MONROE 0-1					
11/30/1984	12/nr		N43	L	53-68
LOUISIANA STATE 52-16					
12/17/1977	5/2		N15	W	72-63

SERIES RECORDS

DATE	AP RANK UT/OPP	ESPN RANK UT/OPP	SITE	W/L	SCORE
1/9/1978	3/4		A	L	62-72
2/6/1978	3/1		H	W	86-68
1/24/1979	7/17		A	L	80-85 (OT)
1/29/1979	7/17		H	W	92-48
1/28/1980	4/nr		H	W	96-73
12/10/1980	3/nr		A	W	88-73
12/17/1982	9/nr		A	W	83-73
2/3/1984	9/8		H	W	82-80
2/27/1985	18/nr	24/nr	H	W	85-78
1/20/1986	11/8	13/10	H	W	60-50
3/22/1986	15/9	5/8	N48	W	67-65
2/7/1987	5/9	6/9	A	W	84-73
3/5/1987	8/14	8/15	N51	W	64-63
2/13/1988	4/nr	4/nr	H	W	89-82
2/11/1989	3/18	3/19	A	W	89-65
2/10/1990	5/14	5/16	H	W	86-60
1/21/1991	4/10	4/11	A	W	79-77
3/4/1991	3/10	4/12	N51	L	75-80
1/8/1992	3/22	3/22	H	W	85-69
3/7/1992	2/nr	2/nr	N51	W	70-65
1/7/1993	2/nr	2/nr	A	W	95-61
1/9/1994	1/nr	1/nr	H	W	91-69
1/7/1995	1/nr	1/nr	A	W	102-68
2/22/1996	5/nr	5/nr	H	W	88-75
2/22/1997	8/13	8/13	A	L	78-83
3/1/1997	8/9	11/9	N65	W	100-99 (OT)
2/22/1998	1/nr	1/nr	H	W	90-58
2/21/1999	1/24	1/24	A	L	69-72
1/6/2000	2/16	2/21	A	W	86-50
2/20/2000	2/9	3/9	H	W	80-48
1/4/2001	2/11	2/11	H	W	89-70
2/18/2001	2/13	2/12	A	W	75-73
1/13/2002	2/nr	3/nr	H	W	79-67
3/2/2002	3/nr	3/nr	N101	L	80-81
2/23/2003	3/4	3/4	A	W	68-65
3/9/2003	3/6	3/5	N107	L	62-78
2/29/2004	2/15	2/17	H	W	85-62
4/4/2004	2/19	3/19	N113	W	52-50
2/10/2005	5/1	5/1	A	L	58-68
3/6/2005	5/1	4/1	N114	W	67-65
2/9/2006	5/3	5/4	H	L	69-72
3/5/2006	8/3	9/3	N107	W	63-62
2/19/2007	2/7	2/7	A	W	56-51
3/3/2007	2/11	2/10	N119	L	54-63
2/14/2008	1/7	1/7	H	L	62-78
3/9/2008	3/7	3/6	N101	W	61-55
4/6/2008	3/6	3/5	N122	W	47-46
2/26/2009	18/nr	23/nr	A	L	63-66
1/24/2010	3/18	3/19	A	W	55-43
2/22/2010	4/20	4/nr	H	W	70-61
1/2/2011	5/nr	6/nr	A	W	73-65
2/27/2011	4/nr	4/nr	H	W	80-60
1/19/2012	9/nr	9/nr	H	W	65-56
3/4/2012	13/nr	10/nr	N101	W	70-58
2/7/2013	12/nr	13/nr	A	W	64-62
1/2/2014	5/16	5/16	H	L	77-80
2/27/2014	10/nr	9/23	A	W	72-67
3/7/2014	6/nr	6/nr	N119	W	77-65
1/22/2015	5/nr	7/nr	H	W	75-58
2/21/2016	24/nr	rv/nr	A	L	56-57
2/2/2017	rv/nr	25/nr	H	W	77-58
1/28/2018	10/nr	10/nr	A	L	59-70
1/27/2019	rv/nr	rv/nr	H	W	74-65
3/7/2019	nr/nr	nr/nr	N114	W	69-66
1/26/2020	23/nr	23/nr	H	W	63-58
2/13/2020	25/rv	rv/rv	A	L	65-75
1/10/2021	rv/nr	rv/nr	A	W	64-63

LOUISIANA TECH					24-17
12/16/1978	1/16		N15	L	56-64
3/23/1979	3/2		N25	L	84-102
12/7/1979	4/2		H	W	73-71
12/15/1980	3/1		A	L	53-77
3/29/1981	2/1		N33	L	59-79
1/10/1982	nr/1		H	L	64-72
3/26/1982	8/1		N35	L	46-69
12/14/1982	9/2		A	L	64-80
1/18/1984	12/1		H	L	63-81
12/13/1984	15/7		A	L	57-73
2/10/1986	14/3	12/5	H	L	56-59
2/9/1987	7/5	6/8	A	L	60-72
3/29/1987	7/3	2/1	N52	W	67-44

DATE	AP RANK UT/OPP	ESPN RANK UT/OPP	SITE	W/L	SCORE
2/15/1988	3/5	4/2	H	W	76-74
4/1/1988	1/5	3/1	N55	L	59-68
11/27/1988	1/6	1/6	N56	W	62-61 (OT)
2/14/1989	3/2	3/2	A	W	72-65
12/9/1989	1/2	1/2	H	L	58-59
2/5/1991	5/nr	5/25	A	W	77-74
11/22/1991	1/21	1/nr	H	W	90-70
12/18/1992	1/11	1/11	A	W	83-76
12/22/1993	1/10	1/10	H	W	94-60
3/24/1994	1/6	1/7	N67	L	68-71
11/20/1994	1/3	1/2	N66	W	69-62
1/9/1995	1/3	1/3	A	W	62-56
1/22/1996	4/1	5/1	H	W	77-72
11/20/1996	3/11	2/8	N75	L	64-66
2/24/1997	8/6	11/5	A	L	80-98
11/21/1997	1/2	1/2	H	W	75-61
3/29/1998	1/4	1/4	N84	W	93-75
11/30/1998	3/2	3/2	A	W	92-73
11/14/1999	2/6	2/6	H69	L	64-69
12/10/2000	2/12	2/10	A	W	70-62
11/23/2001	2/5	2/5	H	W	90-75
12/4/2002	4/15	5/13	A	W	60-35
12/7/2003	3/10	3/11	H	W	85-65
12/15/2004	9/nr	10/nr	A	W	70-59
12/15/2005	1/nr	1/nr	H	W	83-59
11/28/2006	4/nr	4/nr	A	W	71-50
11/26/2007	1/nr	1/nr	H	W	81-60
11/23/2008	5/nr	13/nr	H	W	94-59

LOUISVILLE					2-2
12/16/2009	3/nr	3/nr	H	W	86-56
11/12/2010	4/nr	4/nr	A	W	63-50
4/2/2013	10/16	9/17	N125	L	78-86
3/20/2017	rv/13	rv/12	N131	L	64-75

LOVE & BASKETBALL					N/A
11/9/2009			H	W-ex	85-50

MAINE					2-0
12/13/1990	10/nr	8/nr	A	W	77-64
11/24/1991	1/nr	1/nr	H	W	86-71

MANHATTAN					1-0
12/7/1997	1/nr	1/nr	A	W	78-28

MARATHON OIL					N/A
11/19/1985			H	W-ex	82-57

MARIST					1-0
3/25/2007	3/nr	4/nr	N121	W	65-46

MARQUETTE					3-0
11/23/1996	3/nr	2/nr	N76	W	83-68
3/21/2011	4/25	4/23	H	W	79-70
11/23/2017	12/20	14/20	N139	W	101-99 (OT)

MARS HILL					1-0
1/31/1975			H	W	87-54

MARSHALL					3-0
1/13/1973			H	W	49-39
1/9/1974			H	W	44-40
1/6/1977	16/nr		HG	W	114-39

MARTHA WASHINGTON					3-0
3/18/1920			H	W	18-10
2/23/1923			A	W	29-26
2/12/1924			H	W	24-12

MARTIGNY BBC (SWITZERLAND)					N/A
8/19/1999			A90	W-ex	126-50

MARYLAND					10-5
3/17/1978	1/6		N21	L	69-75
12/29/1978	5/4		N23	L	79-85
3/18/1980	2/6		H	W	93-76
1/15/1981	7/14		A	W	93-91 (OT)
3/24/1981	2/9		H	W	79-67
2/20/1982	13/9		H	W	70-62
3/31/1989	1/5	1/3	N55	W	77-65
12/6/1989	1/14	1/5	A	W	77-69
12/9/1990	6/23	6/23	H	W	82-71

GENERAL
STATF
PLAYERS
REVIEW
HISTORY
FACILITIES
NCAA
SEC
RECORDS
MEDIA INFO



SERIES RECORDS

DATE	AP RANK UT/OPP	ESPN RANK UT/OPP	SITE	W/L	SCORE
12/30/1992	1/6	1/6	A64	L	72-77
12/12/1993	1/23	1/23	H	W	64-48
12/4/1994	1/nr	1/nr	A	W	95-29
11/26/2005	2/10	1/10	N117	W	80-75
3/30/2014	3/11	3/9	N131	L	62-73
3/30/2015	6/4	6/3	N132	L	48-58

MARYVILLE 8-15

3/13/1903	A	L			1-10
4/6/1903	H	L			6-16
3/5/1904	A	L			0-29
3/12/1904	H	L			5-7
3/4/1905	H	L			11-24
3/10/1905	A	L			4-20
2/17/1906	A	L			5-37
2/24/1906	H	L			3-18
2/27/1907	A	L			11-22
unknown, 1908	*	L			6-9
2/20/1909	H	L			14-25
1/30/1920	A	L			6-34
3/1/1920	H	L			11-23
3/4/1924	H	W			24-12
1/14/1925	H	W			40-10
1/23/1925	A	W			41-19
2/24/1925	H	L			14-20
1/25/1926	A	W			37-29
2/26/1926	H	L			27-28
1/31/1973	H	W			72-50
2/23/1973	N4	W			69-57
1/11/1974	HP7	W			64-29
2/5/1974	H	W			64-35

MARYVILLE ALL-STARS 1-0

1/20/1972	H	W			35-29
-----------	---	---	--	--	-------

MEMPHIS 26-1

3/1/1974	N10	W			57-50
3/2/1974	N10	W			52-41
3/6/1976	N4	W			71-69 (OT)
1/29/1977	10/15	A	W		81-72
3/5/1977	12/18	N10	W		82-72
2/17/1978	1/15	H18	W		89-77
3/5/1978	1/13	N19	W		87-76
2/24/1979	6/17	A	L		75-79
1/21/1980	5/nr	H	W		86-48
3/19/1982	8/15	H	W		78-63
2/24/1986	14/nr	12/nr	A	W	94-79
1/28/1987	3/nr	3/nr	H	W	91-81
1/27/1988	4/nr	4/nr	A	W	97-73
2/6/1989	3/nr	2/nr	H	W	85-50
1/11/1990	5/nr	5/nr	A	W	88-69
2/21/1991	4/nr	4/nr	H	W	93-46
2/19/1992	2/nr	2/nr	A	W	118-59
2/16/1993	1/nr	1/nr	H	W	90-46
12/30/1993	1/nr	1/nr	A	W	79-65
11/26/1994	1/nr	1/nr	H	W	95-66
12/31/1995	5/nr	4/nr	A	W	84-63
12/3/1996	4/nr	4/nr	H	W	79-63
2/12/1998	1/nr	1/nr	A	W	91-65
2/16/1999	1/nr	1/nr	H	W	113-39
12/7/1999	2/nr	2/nr	A	W	92-69
12/15/2000	2/nr	2/nr	H	W	98-60
12/29/2001	2/nr	2/nr	A	W	92-66

MERCER 0-1

12/7/1974	H	L			83-84
-----------	---	---	--	--	-------

MEXICAN NATIONAL TEAM N/A

11/18/1991	H	W-ex			96-63
------------	---	------	--	--	-------

MIAMI (FLA) 2-0

11/15/2012	3/7	3/7	H	W	92-76
11/18/2012	24/23	20/23	A	W	79-67

MIAMI (OHIO) 1-0

11/23/1977	1/nr		H	W	100-33
------------	------	--	---	---	--------

MICHIGAN 0-1

3/23/2021	13/16	15/14	N103	L	55-70
-----------	-------	-------	------	---	-------

MICHIGAN STATE 2-1

3/23/1977	5/17		N16	W	76-62
-----------	------	--	-----	---	-------

DATE	AP RANK UT/OPP	ESPN RANK UT/OPP	SITE	W/L	SCORE
4/3/2005	3/6	4/2	N116	L	64-68
11/24/2005	2/9	1/9	N117	W	83-55

MIDDLE TENNESSEE STATE *22-0

1/15/1971			H	(W)*	*
1/15/1972			H	W	55-45
3/2/1972			H	W	47-39
1/17/1973			A	W	43-42
3/2/1973			N5	W	58-43
2/1/1974			H	W	77-33
1/10/1975			H	W	69-32
3/6/1976			N4	W	73-70
3/3/1977	12/nr		N10	W	87-66
1/17/1978	2/nr		A	W	87-79
12/5/1978	1/nr		H	W	87-63
11/26/1979	4/nr		A	W	63-48
2/27/1981	4/nr		N3	W	66-47
3/17/1984	15/nr		H	W	70-52
11/26/2006	4/nr	4/nr	H	W	88-64
12/13/2007	1/nr	1/nr	H	W	84-61
12/11/2008	7/nr	10/nr	H	W	81-52
11/25/2009	6/nr	5/nr	A	W	69-52
11/29/2011	8/nr	8/nr	H	W	82-43
11/28/2012	16/nr	14/nr	H	W	88-81 (OT)
11/8/2013	4/nr	4/nr	A	W	67-57
3/21/2021	13/nr	15/nr	N52	W	87-62

MILLIGAN 5-0

1/29/1971			H	W	56-29
2/27/1971			HP	W	*
1/28/1972			A	W	72-26
2/9/1973			H	W	58-27
3/3/1976			A	W	112-43

MINNESOTA 1-0

12/4/1983	7/nr		H	W	54-50
-----------	------	--	---	---	-------

MINSK (BELARUS) N/A

1/5/1992			N62	L-ex	82-84
----------	--	--	-----	------	-------

MISSISSIPPI (OLE MISS) 50-8

1/17/1977	13/nr		A	W	58-56
2/14/1977	12/14		H	W	74-63
1/7/1978	3/nr		A	W	65-61
2/4/1978	3/nr		H	W	87-79
2/10/1980	5/nr		H	W	85-71
1/8/1983	12/15		A	W	69-67
3/25/1983	9/13		N37	W	90-83 (3 OT)
2/15/1984	6/7		H	L	65-67
3/3/1985	15/6	24/3	A44	W	79-71
3/22/1985	13/6	13/7	N45	L	60-63
2/5/1986	10/8	12/8	A	L	54-68
3/1/1986	14/12	14/11	N40	L	78-83
1/31/1987	3/8	3/8	H	L	65-69
2/6/1988	4/7	4/7	A	W	78-67
1/14/1989	2/3	2/3	H	W	68-61
3/5/1989	2/12	2/11	N51	W	82-60
1/13/1990	5/nr	5/nr	A	W	63-57
1/26/1991	4/15	4/14	H	W	64-54
1/18/1992	2/10	2/9	A	L	78-80 (OT)
1/16/1993	2/nr	2/nr	H	W	64-53
2/16/1994	1/nr	1/24	A	W	70-60
1/29/1995	2/16	2/15	H	W	83-48
2/4/1996	3/20	3/25	A	L	78-72
3/2/1996	5/23	5/22	N65	W	73-51
2/2/1997	9/nr	9/nr	H	W	74-72
11/18/1997	1/nr	1/nr	H	W	92-54
2/4/1998	1/nr	1/nr	A	W	91-45
12/29/1998	2/nr	2/nr	A	W	92-51
2/4/1999	1/nr	1/nr	H	W	96-58
2/10/2000	2/nr	3/nr	A	W	70-49
2/8/2001	2/nr	2/nr	H	W	119-52
2/21/2002	4/nr	4/nr	A	W	86-69
2/6/2003	3/nr	3/nr	H	W	86-43
2/22/2004	3/nr	3/nr	A	W	85-69
2/6/2005	5/nr	5/nr	H	W	99-67
2/2/2006	5/nr	5/nr	A	W	78-63
2/15/2007	3/nr	3/nr	H	W	81-69
3/27/2007	3/nr	4/nr	N121	W	98-62
1/31/2008	2/nr	2/nr	A	W	68-44
1/29/2009	13/nr	15/nr	H	W	60-59
2/11/2010	5/nr	5/nr	A	W	61-58

SERIES RECORDS

DATE	AP RANK UT/OPP	ESPN RANK UT/OPP	SITE	W/L	SCORE
2/28/2010	4/nr	4/nr	H	W	75-63
3/5/2010	4/nr	4/nr	N119	W	76-51
1/9/2011	5/nr	4/nr	H	W	86-46
2/24/2011	4/nr	4/nr	A	W	66-39
2/19/2012	13/nr	10/nr	A	W	66-56
2/10/2013	12/nr	13/nr	H	W	97-68
1/9/2014	8/nr	8/nr	H	W	94-70
2/6/2014	8/nr	8/nr	A	W	77-65
2/12/2015	6/nr	6/nr	A	W	69-49
2/18/2016	24/nr	rv/nr	H	W	57-51
1/12/2017	rv/nr	rv/nr	A	L	62-67
1/25/2018	10/nr	10/nr	H	W	75-66
3/3/2019	nr/nr	nr/nr	A	W	81-56
1/9/2020	23/nr	24/nr	A	W	84-28
2/27/2020	nr/nr	nr/nr	H	W	77-66
1/28/2021	20/nr	22/nr	H	W	68-67
3/5/2021	14/nr	16/nr	N114	W	77-72

MISSISSIPPI GULF COAST JC					2-0
12/18/1976	19/nr		N15	W	89-60
12/15/1977	5/nr		N15	W	83-35

MISSISSIPPI STATE					37-7
2/22/1986	15/nr	12/nr	A	W	72-51
2/21/1987	9/nr	8/nr	H	W	84-53
2/8/1988	4/nr	4/nr	A	W	81-74
1/16/1989	2/nr	2/nr	H	W	79-54
2/7/1990	5/nr	5/nr	A	W	76-55
1/2/1991	5/nr	7/nr	H	W	91-63
2/12/1992	3/nr	3/nr	A	W	78-56
1/9/1993	2/nr	2/nr	H	W	109-62
1/22/1994	1/nr	1/nr	A	W	82-62
1/21/1995	2/nr	2/nr	H	W	81-58
2/10/1996	6/nr	6/nr	A	W	92-76
2/9/1997	9/nr	9/nr	H	W	104-39
2/9/1998	1/nr	1/nr	A	W	74-52
2/27/1998	1/nr	1/nr	N82	W	88-60
2/6/1999	1/nr	1/nr	H	W	94-53
2/17/2000	2/22	3/18	A	W	79-75
3/5/2000	2/17	2/19	N65	W	70-67
1/15/2001	2/21	2/21	H	W	66-59
2/4/2002	3/nr	4/nr	A	W	80-78
1/26/2003	4/14	4/13	H	W	82-68
3/8/2003	3/10	3/11	N107	W	76-75
1/11/2004	5/nr	5/nr	A	W	61-53
3/5/2004	1/nr	1/nr	N101	W	67-57
2/24/2005	5/nr	5/nr	H	W	78-56
1/15/2006	1/nr	1/nr	A	W	79-56
1/18/2007	4/nr	4/nr	H	W	73-44
2/7/2008	2/nr	2/nr	A	W	87-69
2/24/2008	3/nr	3/nr	H	W	72-46
1/15/2009	13/nr	15/nr	A	W	63-56
2/22/2009	13/nr	19/nr	H	W	82-68
1/10/2010	4/nr	4/nr	A	W	75-48
1/27/2011	5/nr	6/nr	H	W	81-55
2/16/2012	13/nr	10/nr	A	W	57-41
1/31/2013	9/nr	10/nr	H	W	88-45
1/16/2014	12/nr	10/nr	A	W	67-63
2/1/2015	6/18	6/18	H	W	79-67
1/28/2016	19/13	23/13	A	L	63-65 (OT)
3/5/2016	nr/15	nr/15	N136	L	48-58
1/8/2017	rv/4	rv/4	H	L	64-74
2/26/2017	rv/3	rv/2	A	W	82-64
1/21/2018	6/3	7/3	H	L	52-71
2/10/2019	nr/6	nr/6	A	L	63-91
3/8/2019	nr/5	nr/5	N114	L	68-83
2/6/2020	23/8	25/8	H	L	55-72

MISSOURI					12-3
1/14/1978	2/18		H	W	101-83
12/9/1978	1/19		A22	W	74-61
11/25/2010	4/nr	4/nr	N117	W	82-44
1/10/2013	9/nr	9/nr	H	W	84-39
2/3/2013	9/nr	10/nr	A	L	63-80
2/23/2014	10/nr	10/nr	A	W	56-50
1/2/2015	8/nr	9/nr	H	W	63-53
1/4/2016	12/20	11/nr	A	W	71-55
2/9/2017	24/rv	25/nr	H	W	77-66
2/18/2018	11/13	11/13	A	L	73-77
1/6/2019	10/nr	10/nr	H	L	64-66
2/17/2019	nr/rv	nr/rv	A	W	62-60
1/2/2020	22/nr	23/nr	H	W	77-66

DATE	AP RANK UT/OPP	ESPN RANK UT/OPP	SITE	W/L	SCORE
3/5/2020	rv/nr	nr/nr	N114	W	64-51
2/5/2021	20/nr	21/nr	A	W	78-73

MONTANA					2-0
11/28/1993	1/nr	1/nr	H	W	82-66
12/19/1994	1/nr	1/nr	A	W	66-61

MONTCLAIR STATE					0-1
12/2/1977	1/7		N17	L	80-87

MTK BUDAPEST (HUNGARY)					N/A
11/30/1992			H	W-ex	84-70

MURRAY STATE					1-0
12/28/2018	10/nr	10/nr	H	W	98-77

NAVY					1-0
11/13/2016	13/nr	13/nr	H	W	85-55

NEBRASKA					2-0
1/7/1980	5/nr		H	W	82-42
12/1/1984	12/nr		N43	W	77-58

NEVADA-LAS VEGAS					1-0
12/19/1979	3/15		A26	W	84-64

NORTH CAROLINA					16-3
3/9/1978	1/nr		A20	W	92-66
2/3/1979	8/nr		H	W	95-57
12/1/1979	4/nr		A	W	66-55
1/26/1981	7/nr		H	W	76-72
1/30/1982	nr/nr		A	W	76-62
11/24/1982	4/nr		H	W	108-65
1/2/1984	11/nr		A	W	75-59
12/7/1984	16/nr		H	W	84-70
1/1/1986	11/19	12/18	A	L	68-82
1/4/1987	1/nr	1/22	H	W	87-68
2/25/1988	3/nr	3/nr	A	W	88-65
3/25/1993	2/17	2/18	N48	W	74-54
3/23/1998	1/7	1/4	N83	W	76-70
3/28/2006	6/1	6/1	N93	L	63-75
12/3/2006	4/2	4/2	A	L	57-70
4/1/2007	3/2	4/2	N93	W	56-50
12/2/2007	1/5	1/4	H	W	83-79
12/2/2012	16/22	14/nr	H	W	102-57
11/11/2013	4/12	3/11	A	W	81-65

NORTH CAROLINA-ASHEVILLE					1-0
11/14/2018	12/nr	12/nr	H	W	73-46

NORTH CAROLINA-CHARLOTTE					3-0
3/1/1987	8/nr	8/nr	H	W	91-44
12/2/1991	1/nr	1/nr	A	W	79-56
12/9/1992	1/nr	2/nr	H	W	89-45

NORTH CAROLINA-GREENSBORO					1-2
2/19/1972			N1	L	36-51
2/13/1976			N1	L	79-81 (OT)
12/20/2020	nr/nr	nr/nr	H	H	66-40

NORTH CAROLINA-WILMINGTON					1-0
12/29/2016	rv/nr	rv/nr	H	W	90-54

NORTH CAROLINA A&T					1-0
3/16/1994	1/nr	1/nr	H	W	111-37

NORTH CAROLINA STATE					12-3
3/12/1976			N14	L	85-86
1/2/1978	3/5		H	W	70-65
3/11/1978	1/5		N20	W	64-62
1/13/1979	4/8		A	W	79-66
1/4/1980	5/8		H	W	67-58
2/21/1981	7/15		A	W	72-63
2/6/1983	6/19		H	W	91-78
1/14/1984	8/16		A	L	59-65
1/19/1985	nr/17		H	W	72-57
1/13/1986	12/17	12/17	A	W	67-65
12/6/1986	3/20	3/20	H	W	86-65
12/1/1990	3/7	3/7	A	L	77-90
1/29/2000	4/8	4/8	N93	W	83-63
12/2/2001	2/8	2/9	N99	W	93-56
11/21/2004	1/nr	1/nr	A	W	64-54

GENERAL

STAFF

PLAYERS

REVIEW

HISTORY

FACILITIES

NCAA

SEC

RECORDS

MEDIA INFO



SERIES RECORDS

DATE	AP RANK UT/OPP	ESPN RANK UT/OPP	SITE	W/L	SCORE
------	-------------------	---------------------	------	-----	-------

NORTHERN ILLINOIS 3-0

12/20/1987	3/nr	4/nr	H	W	103-76
2/5/1990	5/23	6/24	H	W	83-62
1/24/1992	4/nr	4/nr	A	W	78-61

NORTHWESTERN 3-0

1/20/1987	3/nr	3/nr	A	W	74-71
1/5/1988	4/nr	4/nr	H	W	78-65
3/20/1993	2/nr	2/nr	H	W	89-66

NORTHWESTERN STATE (LA.) 1-0

3/22/2014	3/nr	3/nr	H	W	70-46
-----------	------	------	---	---	-------

NOTRE DAME 22-8

11/25/1983	5/nr		A39	W	71-56
11/24/1984	14/nr		H	W	62-57
12/9/1985	11/nr	14/nr	A	W	71-63
2/14/1987	7/nr	8/nr	H	W	90-55
2/3/1988	4/nr	4/nr	A	W	91-71
2/20/1989	2/nr	3/nr	H	W	98-43
12/3/1989	1/nr	1/nr	A	W	77-54
2/9/1991	5/20	5/19	H	W	88-71
1/12/1992	2/nr	3/nr	A	W	85-82
1/4/1993	1/nr	1/nr	H	W	79-48
1/7/1994	1/nr	1/nr	A	W	105-70
11/19/1996	3/14	2/17	N75	W	72-59
3/28/1997	10/15	11/14	N78	W	80-66
3/17/2002	6/nr	6/nr	H	W	89-50
12/28/2002	5/12	5/12	N106	W	77-61
11/30/2003	3/17	3/17	H	W	83-59
12/31/2005	1/12	1/11	A	W	62-51
12/30/2006	4/nr	4/nr	H	W	78-54
1/5/2008	3/14	3/14	A	W	87-63
3/30/2008	3/15	3/19	N125	W	74-64
3/28/2011	4/9	4/7	N121	L	59-73
1/23/2012	7/2	9/2	A	L	44-72
1/28/2013	9/2	10/3	H	L	67-77
1/20/2014	11/2	12/2	H	L	70-86
1/19/2015	5/6	7/5	A	L	77-88
1/18/2016	18/3	22/3	A	L	66-79
1/16/2017	nr/6	rv/6	H	W	71-69
1/18/2018	6/5	7/5	A	L	70-84
1/24/2019	rv/1	rv/1	H	L	62-77
11/11/2019	rv/15	rv/14	A	W	74-63

OAKLAND 1-0

11/24/2013	3/nr	4/nr	H	W	84-50
------------	------	------	---	---	-------

OHIO STATE 10-1

12/18/1976	19/nr		N15	W	67-57
12/12/1977	5/18		H	W	89-56
12/12/1978	1/nr		H	W	88-74
12/14/1978	1/nr		N15	W	69-59
1/31/1980	6/nr		A	W	72-56
12/17/1981	14/nr		N34	L	82-83 (2 OT)
12/29/1990	7/nr	7/nr	N58	W	85-69
11/21/1993	1/8	1/14	N66	W	80-45
3/18/1996	4/nr	4/nr	H	W	97-65
3/26/2011	4/18	4/24	N121	W	85-75
3/25/2016	rv/9	nr/9	N138	W	78-62

OKLAHOMA 5-1

11/10/2002	2/22	2/19	H	W	94-68
12/21/2003	2/13	2/15	A	W	71-55
11/15/2007	1/9	1/8	N122	W	70-67
2/2/2009	12/2	15/2	A125	L	70-80
1/3/2010	4/14	4/15	H	W	96-75
3/31/2013	10/nr	9/nr	N125	W	74-59

OKLAHOMA STATE 3-0

12/4/1992	2/nr	2/nr	N56	W	69-60
11/24/2017	12/nr	14/nr	N139	W	79-69
12/2/2018	11/nr	11/rv	A	W	76-63

OLD DOMINION 36-9

3/11/1977	10/12		N3	W	61-60
2/10/1979	6/1		A	L	56-71
3/10/1979	8/1		H	L	72-74
1/26/1980	4/2		H	L	54-61
3/8/1980	3/1		N27	L	67-68
3/23/1980	2/1		N28	L	53-68

DATE	AP RANK UT/OPP	ESPN RANK UT/OPP	SITE	W/L	SCORE
------	-------------------	---------------------	------	-----	-------

2/16/1981	7/2		A	W	76-70
3/14/1981	3/6		A32	W	65-64
3/27/1981	2/3		N33	W	68-65
12/2/1981	7/2		A	L	54-66
2/14/1982	13/4		H	W	62-58
11/30/1982	4/3		H	L	72-78 (OT)
2/14/1983	4/9		A	L	66-90
11/29/1983	5/11		H	W	67-63
1/25/1985	nr/1	18/1	A	W	67-64
2/20/1986	15/nr	12/nr	H	W	79-68
1/7/1987	2/nr	2/nr	A	W	99-90
11/28/1987	1/18	1/18	N54	W	83-52
1/14/1988	4/nr	4/nr	H	W	91-68
1/4/1989	1/nr	1/24	A	W	93-58
1/6/1990	5/22	5/21	H	W	81-61
3/18/1990	4/nr	4/nr	H	W	87-68
1/6/1991	5/nr	5/nr	A	W	93-62
2/4/1992	4/nr	4/nr	H	W	75-59
1/2/1993	1/nr	1/nr	A	W	68-60
1/13/1994	1/nr	1/nr	H	W	90-49
1/24/1995	2/nr	2/nr	A	W	77-54
1/11/1996	4/15	5/15	H	W	69-47
1/7/1997	9/2	9/4	A	L	72-83
3/30/1997	10/2	11/3	N78	W	68-59
2/7/1998	1/3	1/3	H	W	85-61
1/19/1999	1/12	1/11	A	W	77-61
1/3/2000	2/21	2/19	H	W	113-55
1/28/2001	3/nr	3/nr	A	W	87-70
1/8/2002	2/25	3/nr	H	W	74-62
1/7/2003	5/nr	5/nr	A	W	91-63
1/4/2004	5/nr	5/nr	H	W	66-42
1/2/2005	8/nr	8/nr	A	W	68-58
1/2/2006	1/nr	1/nr	H	W	83-67
12/22/2006	5/nr	5/nr	A	W	75-59
12/5/2007	1/25	1/nr	H	W	83-51
12/18/2008	11/nr	13/nr	A	W	81-76
12/30/2009	4/nr	4/nr	H	W	102-62
12/5/2010	9/nr	8/nr	A	W	74-44
12/28/2011	7/nr	8/nr	H	W	90-37

ORAL ROBERTS 3-0

3/23/2008	3/nr	3/nr	N124	W	94-55
3/23/2013	10/nr	9/nr	H	W	83-62
11/17/2014	4/nr	5/nr	H	W	91-39

OREGON 1-0

3/17/1997	10/nr	11/nr	H	W	76-59
-----------	-------	-------	---	---	-------

OREGON STATE 4-1

12/18/1981	14/nr		N34	W	73-62
12/16/1987	3/nr	4/nr	A	W	91-56
12/28/2014	8/10	11/12	H	W	74-63
12/19/2015	14/7	16/7	A	W	53-50
3/18/2018	12/13	13/12	H	L	59-66

PENN 1-0

11/14/2014	4/nr	4/nr	H	W	97-52
------------	------	------	---	---	-------

PENN STATE 9-2

12/30/1978	5/11		N23	W	74-72
2/7/1982	20/14		H	W	98-74
1/30/1983	8/19		A	W	75-60
1/29/1984	9/nr		H	W	68-65
1/27/1985	nr/12	18/10	A	L	74-79
12/28/1991	3/7	3/7	H61	W	82-81
12/10/1994	1/7	1/6	N68	W	78-74
12/3/1995	3/12	2/12	N70	W	79-67
3/29/2003	4/15	4/16	H	W	86-58
11/18/2015	4/nr	5/nr	H	W	74-66
11/20/2016	13/nr	13/nr	A	L	56-70

PEPPERDINE 1-0

11/13/2011	3/nr	3/nr	H	W	89-57
------------	------	------	---	---	-------

PESARO (ITALY) N/A

8/10/2003			N109	W-ex	58-13
-----------	--	--	------	------	-------

PITTSBURGH 5-0

12/16/1977	5/nr		N15	W	83-55
1/28/1983	8/nr		A	W	73-60
1/4/1984	11/nr		H	W	88-64

SERIES RECORDS

DATE	AP RANK UT/OPP	ESPN RANK UT/OPP	SITE	W/L	SCORE
3/20/2007	3/nr	4/nr	A	W	68-54
3/23/2015	6/nr	5/nr	H	W	77-67
POLISH NATIONAL TEAM					N/A
12/2/1980			H	W-ex	76-49
PORTLAND					2-0
11/30/1997	1/nr	1/nr	A	W	74-51
11/13/1998	1/nr	1/nr	H	W	94-57
PORTLAND STATE					1-0
12/21/2019	23/nr	24/nr	A	W	88-61
PRAGUE UNIV. (CZECHOSLOVAKIA)					N/A
6/17/1987			N53	L-ex	62-85
PREMIER PLAYERS					N/A
11/16/2002			H	W-ex	95-76
PRESBYTERIAN					1-0
11/11/2018	11/nr	12/nr	H	W	97-49
PRINCETON					1-0
12/20/2005	1/nr	1/nr	H	W	107-39
PROVIDENCE					3-0
11/29/1986	3/nr	3/nr	N49	W	86-70
1/25/1993	2/nr	2/nr	H	W	93-50
2/11/1994	2/nr	2/nr	A	W	83-73
PUERTO RICO-MAYAGUEZ					1-0
11/29/2002	4/nr	5/nr	A	W	136-26
PURDUE					7-1
12/6/1994	1/15	1/13	H	W	81-63
12/2/1995	3/7	2/5	N70	W	81-63
12/8/1995	2/10	2/10	A71	W	82-68
1/17/1997	9/nr	9/nr	H	W	72-60
11/15/1998	1/5	1/5	A85	L	68-78
12/2/1999	3/17	3/17	H	W	72-66
3/22/2005	3/nr	3/nr	H	W	75-54
3/25/2008	3/nr	3/nr	A124	W	78-52
RADFORD					1-0
3/16/1996	4/nr	4/nr	H	W	97-56
REMUS AUSTRIA POWER					N/A
11/4/2001			H	W-ex	108-69
RICE					1-0
11/15/2012	24/nr	20/nr	H	W	101-48
RICHMOND					1-0
1/14/1991	2/nr	3/nr	H	W	80-54
ROANOKE					1-0
3/8/1974			N11	W	68-47
ROMANIAN NATIONAL TEAM					N/A
8/15/2003			N110	W-ex	88-74
ROQUE-BRUEN (FRANCE)					N/A
8/22/1999			A92	W-ex	114-45
RUTGERS					20-3
3/16/1979	6/3		N24	W	79-69
1/23/1982	nr/3		A	L	57-68
1/19/1983	8/16		H	W	81-61
12/30/1988	1/10	1/11	A57	W	93-53
3/21/1992	2/nr	2/nr	H	W	97-56
1/19/1993	2/nr	2/nr	H	W	93-74
1/17/1994	1/nr	1/nr	A	L	77-87
3/21/1998	1/nr	1/nr	N83	W	92-60
1/3/1999	2/15	2/13	N87	W	68-54
3/31/2000	2/8	2/8	N95	W	64-54
1/2/2001	2/9	2/10	N87	W	58-51
12/11/2003	2/nr	2/25	H	W	59-49
12/29/2004	8/24	8/nr	A	L	51-65
3/29/2005	3/9	3/10	N115	W	59-49
3/26/2006	6/9	6/9	N93	W	76-69
4/3/2007	3/15	4/18	N93	W	59-46
2/11/2008	1/5	2/7	H	W	59-58

DATE	AP RANK UT/OPP	ESPN RANK UT/OPP	SITE	W/L	SCORE
1/3/2009	8/15	12/14	A	W	55-51
12/13/2009	4/nr	3/nr	N87	W	68-54
12/30/2010	5/nr	6/nr	H	W	87-51
12/13/2011	6/11	6/11	A	W	67-61
12/30/2012	13/nr	15/nr	H	W	66-47
12/14/2014	11/17	13/19	A	W	55-45
SAINT FRANCIS (PA.)					1-0
12/03/2014	14/nr	14/nr	H	W	111-44
SAINT LOUIS					1-0
12/1/2002	4/nr	5/nr	N105	W	75-40
SAN FRANCISCO					2-0
11/15/2008	7/nr	6/nr	H	W	68-39
12/22/2009	4/nr	4/nr	A	W	89-34
SAN JOSE STATE					1-0
12/15/1979	3/nr		A	W	81-70
SANTA CLARA					1-0
12/16/1991	3/nr	1/nr	A	W	73-71
SELEZIONE DREAM TEAM ITALY					N/A
8/11/2015			A135	W-ex	81-27
SHORTER					1-0
1/11/1975			H	W	109-74
SMU					1-0
11/29/2013	3/nr	4/nr	N130	W	87-47
SOLNA (SWEDEN)					N/A
1/4/1992			N62	W-ex	70-65
SOUTH CAROLINA					51-10
2/18/1972			N1	W	44-30
3/10/1973			N6	L	54-59
2/16/1974			N1	W	72-45
1/15/1979	4/nr		H	W	62-54
3/9/1979	8/15		H	W	76-64
1/23/1980	4/8		A	L	52-56
3/7/1980	3/7		A27	W	67-54
3/21/1980	2/4		N28	W	75-72
1/12/1981	9/10		H	W	65-54
1/25/1982	nr/12		A	W	87-81
12/4/1982	4/13		N36	W	84-62
2/16/1983	4/nr		H	W	87-67
2/8/1984	7/nr		A	W	71-66
2/18/1985	20/nr	24/nr	H	W	66-58
1/6/1986	11/nr	13/nr	A	W	70-54
2/19/1987	9/nr	8/nr	H	W	80-56
1/20/1988	4/nr	4/nr	A	W	85-80
2/4/1989	2/17	2/17	H	W	60-54
1/25/1990	3/15	3/15	A	W	70-69
1/24/1991	4/nr	4/nr	H	W	77-61
1/15/1992	2/nr	2/nr	A	W	78-58
2/18/1993	1/nr	1/nr	H	W	100-57
2/8/1994	2/nr	2/nr	A	W	91-75
1/12/1995	1/nr	1/nr	H	W	72-55
2/15/1996	5/nr	5/nr	A	W	79-73 (OT)
2/11/1997	8/nr	9/nr	H	W	90-59
2/28/1997	8/nr	11/nr	N65	W	75-48
1/6/1998	1/nr	1/nr	A	W	94-52
1/7/1999	2/nr	2/nr	H	W	87-58
1/14/2000	2/nr	2/nr	A	W	92-76
1/11/2001	2/nr	2/nr	H	W	99-45
1/17/2002	2/8	3/8	A	W	80-61
1/23/2003	4/15	4/14	H	W	97-78
1/15/2004	5/nr	5/nr	A	W	86-58
2/8/2004	1/nr	1/nr	H	W	72-58
1/27/2005	5/nr	6/nr	A	W	68-53
2/17/2005	6/nr	6/nr	H	W	74-44
1/4/2006	1/nr	1/nr	A	W	66-51
2/1/2007	3/nr	3/nr	H	W	72-36
3/2/2007	2/nr	2/nr	N119	W	81-63
1/13/2008	2/nr	2/nr	A	W	71-48
1/18/2009	13/nr	15/nr	H	W	68-56
1/7/2010	4/nr	4/nr	H	W	79-62
1/31/2010	5/nr	5/nr	A	W	60-55
1/20/2011	5/nr	6/nr	A	W	71-56
2/17/2011	4/nr	4/nr	H	W	82-60

GENERAL

STAFF

PLAYERS

REVIEW

HISTORY

FACILITIES

NCAA

SEC

RECORDS

MEDIA INFO



SERIES RECORDS

DATE	AP RANK UT/OPP	ESPN RANK UT/OPP	SITE	W/L	SCORE
2/2/2012	8/nr	8/nr	H	L	60-64
3/3/2012	13/25	10/rv	N101	W	74-58
1/5/2013	12/18	13/15	A	W	73-53
3/2/2014	10/4	9/5	H	W	73-61
2/23/2015	6/2	6/2	A	L	66-71
3/8/2015	5/3	5/4	N107	L	46-62
2/15/2016	24/3	rv/2	H	L	56-62
1/30/2017	rv/4	25/4	A	W	76-74
1/14/2018	6/9	6/8	A	W	86-70
2/25/2018	15/7	14/6	H	W	65-46
3/2/2018	12/8	12/8	N101	L	62-73
2/24/2019	nr/13	nr/13	H	L	67-82
2/2/2020	22/1	22/2	A	L	48-69
2/18/2021	2/1/2	2/1/3	H	W	75-67
3/6/2021	14/7	16/7	N114	L	52-67

SOUTH CAROLINA STATE 2-0

3/19/1983	9/nr		H	W	86-51
11/22/1983	5/nr		H	W	85-69

SOUTH DAKOTA 1-0

11/25/2017	12/nr	14/nr	N138	W	69-49
------------	-------	-------	------	---	-------

SOUTH KOREAN NATIONAL TEAM N/A

6/19/1987			N53	L-ex	74-86
-----------	--	--	-----	------	-------

SOUTHERN CALIFORNIA 8-7

2/2/1981	10/8		H	W	78-71
12/9/1981	10/4		A	L	70-86
3/21/1982	8/5		H	W	91-90 (OT)
12/6/1982	5/1		H	L	71-81
11/26/1983	5/1		N39	L	64-78
12/8/1983	7/1		A	L	66-81
4/1/1984	15/5		N41	L	61-72
1/8/1985	nr/6		H	W	71-60
12/13/1985	11/4	15/3	A	L	77-85
3/28/1986	15/3	5/2	N6	L	59-83
12/28/1986	1/7	1/7	N50	W	89-75
12/6/1988	1/17	1/18	H	W	102-69
12/22/1989	4/nr	1/nr	A	W	87-53
11/18/2001	2/nr	2/nr	H	W	106-66
12/14/2002	4/nr	5/nr	A	W	71-39

SOUTHERN ILLINOIS 2-0

11/19/1984	14/nr		N42	W	56-54
1/23/1989	2/nr	2/nr	H	W	78-44

SOUTHWEST MISSOURI STATE 1-0

3/17/1991	4/nr	3/nr	H	W	55-47
-----------	------	------	---	---	-------

SOVIET NATIONAL TEAM N/A

11/29/1979			H	L-ex	59-102
------------	--	--	---	------	--------

ST. JOHN'S 2-0

12/3/1982	4/nr		N36	W	69-56
3/24/2014	3/nr	3/nr	H	W	67-51

ST. JOSEPH'S 5-0

12/27/1986	1/nr	1/21	N50	W	76-66
11/25/1995	4/nr	2/nr	H	W	75-54
1/2/1997	8/nr	8/nr	A	W	64-52
11/16/1998	4/nr	1/nr	H	W	108-63
12/19/1999	2/nr	2/nr	A	W	82-59

ST. MARY'S (CA) 1-0

3/18/2001	3/nr	3/nr	H	W	92-75
-----------	------	------	---	---	-------

ST. MARY'S NURSING 1-0

1/18/1974			H	W	53-39
-----------	--	--	---	---	-------

STANFORD 25-12

12/18/1988	1/5	1/5	H	W	83-60
12/15/1989	2/3	2/3	A	L	71-85
11/25/1990	6/2	6/2	H	W	95-80
12/30/1990	7/8	7/8	N58	W	84-77
3/30/1991	4/11	3/10	N59	W	68-60
12/14/1991	1/3	1/3	A	L	95-96 (OT)
12/6/1992	2/1	2/1	N56	W	74-73 (OT)
12/21/1992	1/2	1/2	H	W	84-79
12/3/1993	1/9	1/8	A	W	81-75
12/1/1994	1/2	1/2	H	W	105-69
12/16/1995	2/9	2/9	A	L	72-90

DATE	AP RANK UT/OPP	ESPN RANK UT/OPP	SITE	W/L	SCORE
12/15/1996	5/1	1/5	H	L	65-82
11/29/1997	1/11	1/10	N79	W	88-70
12/19/1998	2/nr	2/nr	H	W	98-62
11/26/1999	5/23	5/22	A	W	79-73
12/17/2000	2/15	2/22	H	W	63-58
12/16/2001	2/6	2/5	A	W	68-62
12/18/2002	4/5	4/5	H	W	71-56
12/14/2003	2/6	2/5	A	W	70-66 (OT)
3/30/2004	2/10	3/8	N112	W	62-60
12/21/2004	9/2	10/2	H	W	70-67
12/4/2005	2/12	1/11	A	W	74-67
11/24/2006	4/11	4/11	H	W	77-60
12/22/2007	1/5	1/4	A	L	69-73 (OT)
4/8/2008	3/4	3/4	N122	W	64-48
12/21/2008	11/3	13/4	H	W	79-69 (OT)
12/19/2009	3/2	3/2	A	L	52-67
12/19/2010	6/3	6/2	H	W	82-72 (OT)
12/20/2011	6/4	6/4	A	L	80-97
12/22/2012	10/1	11/1	H	L	60-73
12/21/2013	3/6	3/5	A	L	70-76
12/20/2014	11/7	12/7	H	W	59-40
12/16/2015	14/15	16/14	A	L	55-69
12/18/2016	nr/10	rv/10	H	W	59-51
12/21/2017	7/18	7/24	A	W	83-71
12/18/2018	9/8	8/9	H	L	85-95
12/18/2019	23/1	24/1	A	L	51-78

STEPHEN F. AUSTIN 3-3

12/15/1978	1/5		N15	L	60-69
1/14/1980	5/2		H	W	79-69
12/13/1980	3/17		A	L	68-72
11/22/1981	2/18		H	L	74-80
12/11/1982	5/nr		A	W	76-67
12/5/1992	2/8		N56	W	94-71

STETSON 8-0

12/3/1987	1/nr	1/nr	H	W	102-59
1/9/1989	2/nr	1/nr	A	W	97-62
11/26/1989	1/nr	1/nr	H	W	112-39
11/20/2005	2/nr	1/nr	H	W	83-33
3/19/2011	4/nr	4/nr	H	W	99-34
12/30/2015	13/nr	16/nr	H	W	90-56
12/5/2018	9/nr	9/nr	H	W	65-55
11/19/2019	23/nr	rv/nr	H	W	73-46

STOCKHOLM HUMAN RIGHTS (08) N/A

11/3/2002			H	W-ex	116-50
-----------	--	--	---	------	--------

SULLINS 1-1

2/24/1923			A	L	12-15
3/5/1969			H	W	70-34

SYRACUSE 1-1

11/20/2015	4/25	5/rv	H	W	57-55
3/27/2016	rv/14	nr/15	N138	L	67-89

TCU 4-0

11/27/2000	2/nr	2/nr	A	W	83-61
2/11/2003	3/nr	3/nr	H	W	86-72
1/2/2004	5/19	5/19	A	W	74-66
12/19/2004	9/nr	10/nr	H	W	82-55

TEMPLE 2-0

11/28/2004	1/nr	1/nr	H	W	52-48
12/28/2005	1/22	1/21	A	W	75-50

TENNESSEE SCHOOL FOR THE DEAF 0-0-1

1/16/1909			H	T	12-12
-----------	--	--	---	---	-------

TENNESSEE STATE 6-0

2/17/1986	15/nr	14/nr	H	W	114-63
2/27/1988	3/nr	3/nr	H	W	104-51
12/17/2013	3/nr	3/nr	H	W	94-43
11/24/2014	4/nr	5/nr	H	W	97-46
11/30/2016	22/nr	25/nr	H	W	86-36
11/14/2019	rv/nr	rv/nr	H	W	73-43

TENNESSEE TECH 16-12

1/23/1969			H	W	45-43
1/28/1970			A	L	45-59
2/11/1970			H	L	48-60
3/3/1973			N5	L	45-48

SERIES RECORDS

DATE	AP RANK UT/OPP	ESPN RANK UT/OPP	SITE	W/L	SCORE
3/10/1973			N6	L	49-61
2/9/1974			A	W	65-51
3/2/1974			A10	L	51-54 (OT)
1/27/1975			A	L	73-96
2/4/1975			H	L	74-76
1/24/1976			A13	L	61-83
2/6/1976			H	L	84-89 (OT)
3/4/1976			N4	L	76-91
2/7/1977	12/6		A	L	65-70
2/25/1977	12/6		H	W	80-67
3/4/1977	12/6		A10	L	70-76
3/12/1977	10/7		N3	W	72-59
12/3/1977	1/11		N17	W	65-60
12/16/1977	5/nr		N15	W	79-64
1/18/1978	3/nr		A	W	82-81 (OT)
2/18/1978	1/nr		H18	W	80-64
3/4/1978	1/nr		N19	W	92-73
2/15/1979	6/nr		H	W	80-75
3/3/1979	8/nr		H	W	85-60
2/12/1980	4/nr		A	W	68-66
3/1/1980	4/20		A10	W	83-66
2/12/1981	7/nr		H	W	69-63
3/15/1987	7/nr	7/nr	H	W	95-59
2/2/1991	3/nr	3/nr	H	W	94-67

TENNESSEE TECH JV **1-0**

1/23/1976			A13	W	74-51
-----------	--	--	-----	---	-------

TENNESSEE-MARTIN **14-2**

3/4/1971			N3	L	26-39
3/3/1972			H	L	42-53
3/2/1973			N5	W	59-57 (OT)
3/3/1973			N5	W	61-57 (OT)
2/7/1975			A	W	92-76
12/10/1975			H	W	77-50
3/5/1976			N4	W	77-62
2/12/1979	6/nr		H	W	124-60
3/2/1979	8/nr		H	W	96-51
2/16/1980	4/nr		A	W	69-55
2/28/1980	4/nr		N10	W	81-35
2/26/1981	4/nr		N3	W	71-41
11/23/1997	1/nr	1/nr	A	W	73-32
11/19/1999	5/nr	2/nr	H	W	133-60
12/5/2006	6/nr	5/nr	H	W	85-29
3/17/2012	9/nr	7/nr	N128	W	72-49

TEXAS **25-16**

12/8/1978	1/10		N22	W	84-60
12/9/1982	5/10		A	L	59-74
12/1/1983	5/4		H	L	65-66
12/11/1984	15/2		A	L	60-91
12/1/1985	11/1	11/1	H	L	52-74
12/14/1986	3/1	3/1	A	W	85-78
12/29/1986	1/2	1/2	N50	L	74-88
12/9/1987	1/2	1/2	H	L	78-97
1/31/1989	2/11	2/11	A	L	67-69
1/20/1990	3/6	3/7	H	W	76-70
2/23/1991	4/15	4/15	A	W	64-55
12/19/1991	3/19	3/19	N60	W	86-72
2/25/1992	2/24	2/nr	H	W	86-68
2/2/1993	1/13	1/13	A	W	72-58
1/25/1994	2/nr	2/nr	H	W	94-60
12/28/1994	1/nr	1/nr	A	W	66-54
12/10/1995	2/nr	2/nr	H	W	83-67
12/21/1996	6/13	6/16	A	W	68-65 (OT)
12/3/1997	1/nr	1/nr	H	W	98-64
11/28/1998	3/nr	3/nr	A	W	86-65
12/30/1999	2/25	2/nr	H	W	106-76
12/22/2000	2/15	2/22	A	W	67-59
2/12/2002	3/18	4/17	H	L	66-69
12/21/2002	4/22	4/21	A	L	62-63
12/28/2003	2/5	2/5	H	L	60-70
11/25/2004	1/4	1/4	A	L	59-74
12/1/2005	2/16	1/18	H	W	102-61
12/17/2006	5/23	5/24	A	W	67-46
11/8/2007	1/21	1/22	H	W	92-67
12/14/2008	7/6	10/5	A	L	59-73
12/6/2009	6/17	5/17	H	W	78-58
12/12/2010	8/21	7/24	A	W	92-77
12/4/2011	8/21	8/22	H	W	73-57
12/16/2012	13/18	12/20	A	W	94-75
12/8/2013	3/nr	3/nr	H	W	75-61

DATE	AP RANK UT/OPP	ESPN RANK UT/OPP	SITE	W/L	SCORE
11/30/2014	4/6	5/9	A	L	59-72
11/29/2015	4/8	5/8	H	L	53-64
12/11/2016	rv/17	rv/17	A	L	67-72
12/10/2017	11/2	13/4	H	W	82-75
12/9/2018	9/12	9/12	A	W	88-82
12/8/2019	17/nr	19/nr	H	L	60-66

TEXAS A&M **8-7**

12/19/1997	1/nr	1/nr	N81	W	105-81
4/1/2008	3/8	3/9	N125	W	53-45
2/28/2013	8/13	8/15	H	W	82-72
3/9/2013	9/19	9/19	N119	L	62-66
1/26/2014	11/17	12/15	A	W	76-55
3/8/2014	6/15	6/14	N119	W	86-77
1/8/2015	7/9	9/8	H	W	81-58
2/7/2016	23/12	25/11	A	L	71-76 (OT)
3/4/2016	nr/16	nr/16	N136	W	70-60
2/12/2017	24/rv	25/rv	H	L	59-61
1/11/2018	6/17	6/16	A	L	76-79 (OT)
2/1/2018	12/14	13/12	H	W	82-67
2/21/2019	nr/21	nr/22	A	L	62-79
2/16/2020	25/16	rv/18	H	L	71-73
2/14/2021	16/6	19/5	A	L	70-80

TEXAS TECH **6-0**

3/25/1995	3/5	2/6	H	W	80-59
11/27/1995	3/10	2/14	H	W	81-44
12/18/1996	6/11	6/10	A	W	79-71
3/27/2000	2/11	2/11	N94	W	57-44
3/27/2005	3/14	3/14	N115	W	75-59
11/17/2009	6/nr	5/nr	N126	W	91-53

TOLEDO **1-0**

12/18/1985	13/nr	14/nr	N47	W	81-63
------------	-------	-------	-----	---	-------

TROY **3-0**

12/14/2013	3/nr	3/nr	H	W	103-64
12/21/2016	rv/nr	rv/nr	H	W	110-84
12/6/2017	11/nr	13/nr	H	W	131-69

TUSCULUM **1-0**

2/15/1926			A	W	37-12
-----------	--	--	---	---	-------

UCLA **18-2**

1/5/1979	5/4		H	W	88-74
3/25/1979	3/6		N25	W	104-86
12/13/1979	3/11		A	W	80-77
1/3/1981	7/8		H	L	62-65
12/13/1981	14/17		A	W	71-66
12/10/1983	7/nr		A	W	73-70
1/6/1985	nr/nr		H	W	72-57
12/15/1985	13/nr	15/nr	A	W	68-64
12/20/1986	1/nr	1/nr	H	W	81-58
12/13/1987	1/nr	1/nr	A	W	89-63
12/20/1988	1/nr	1/nr	H	W	82-50
12/17/1989	2/nr	2/nr	A	W	77-55
12/16/1990	10/nr	8/nr	H	W	113-86
12/21/1990	2/8	2/8	H	W	100-77
11/28/1999	5/4	5/4	A	W	88-77
11/16/2006	5/20	4/21	H	W	83-60
12/19/2007	1/nr	1/nr	A	W	82-70
11/28/2009	6/nr	5/nr	H	W	61-47
12/17/2011	6/nr	6/nr	A	W	85-64
3/23/2019	nr/20	nr/24	N141	L	77-89

UNIMEP SAO PAULO (BRAZIL) **N/A**

6/14/1987			A	L-ex	71-104
-----------	--	--	---	------	--------

UNION (KY.) **1-1**

3/11/1922			A	L	8-14
3/1/1969			N2	W	43-23

UNION (TENN.) **0-3**

2/8/1975			A	L	67-80
2/27/1975			N12	L	90-95
3/1/1975			N12	L	93-94
11/7/2010			H	W-ex	86-53
11/8/2011			H	W-ex	93-45

UNITED STATES ARMED FORCES **N/A**

11/4/1997			H	W-ex	111-54
-----------	--	--	---	------	--------

GENERAL

STAFF

PLAYERS

REVIEW

HISTORY

FACILITIES

NCAA

SEC

RECORDS

MEDIA INFO



SERIES RECORDS

DATE	AP RANK UT/OPP	ESPN RANK UT/OPP	SITE	W/L	SCORE
------	-------------------	---------------------	------	-----	-------

UNITED STATES NATIONAL TEAM N/A

11/22/1995			H	L-ex	58-82
11/7/1999			H	W-ex	65-64
11/4/2007			H	L-ex	83-72

VALDOSTA STATE 3-1

3/18/1978	1/8		N21	L	80-83
1/27/1979	7/14		H	W	93-73
1/12/1980	5/nr		A	W	72-65
11/29/1980	3/nr		N29	W	99-84

VALENCIENNES-ORCHIES (FRANCE) N/A

8/15/1999			A88	W-ex	71-68
-----------	--	--	-----	------	-------

VANDERBILT 74-10

1/18/1976			A	W	96-27
11/21/1979	4/nr		A	W	77-53
12/6/1981	10/nr		H	W	99-77
1/4/1982	20/nr		A	W	80-63
2/26/1982	8/nr		N6	W	80-75
1/12/1983	11/nr		H	W	98-70
2/19/1983	4/nr		A	W	94-79
2/5/1984	7/nr		A	W	82-73
2/26/1984	10/nr		H	W	74-72
1/16/1985	nr/nr		A	L	77-84
2/16/1985	nr/nr	24/nr	H	W	82-71
2/15/1986	14/nr	14/nr	H	W	94-81
2/4/1987	5/14	6/13	A	L	76-77
1/17/1988	4/nr	4/20	H	W	104-67
1/26/1989	2/nr	2/23	A	W	80-60
2/22/1990	4/nr	4/nr	H	W	88-77
12/6/1990	6/nr	6/nr	A	L	66-80
3/2/1991	4/nr	4/nr	N51	W	62-60
2/2/1992	4/13	4/11	H	W	70-53
1/30/1993	2/1	2/1	A	W	73-68
1/31/1994	2/9	2/10	A	W	84-82
2/13/1994	2/12	2/11	H	W	79-57
3/7/1994	1/13	1/13	N65	W	82-57
12/31/1994	1/8	1/9	A	W	72-70
2/12/1995	2/7	2/7	H	W	75-55
3/6/1995	2/9	2/11	N65	L	61-67
1/19/1996	6/2	5/2	H	W	85-82
2/25/1996	5/10	5/9	A	W	79-71
1/19/1997	9/7	9/7	A	W	92-79 (OT)
2/17/1997	8/15	8/13	H	W	64-59
1/25/1998	1/9	1/8	H	W	86-54
2/16/1998	1/14	1/11	A	W	91-60
2/28/1998	1/14	1/13	N82	W	106-45
2/7/1999	1/nr	1/nr	A	W	66-60
2/18/1999	1/nr	1/nr	H	W	89-53
2/4/2000	4/nr	4/nr	H	W	78-52
2/24/2000	2/nr	3/nr	A	W	59-57
3/4/2000	2/nr	3/nr	N65	W	61-53
1/23/2001	3/16	3/17	A	W	70-64
2/22/2001	1/18	1/17	H	W	70-66
3/3/2001	1/15	1/15	N94	L	74-77
2/2/2002	2/8	2/6	A	L	59-76
2/16/2002	3/6	4/6	H	W	75-68
3/25/2002	6/4	6/4	NI02	W	68-63
2/2/2003	4/17	4/17	A	W	81-67
2/27/2003	3/17	3/18	H	W	91-71
1/22/2004	2/nr	2/nr	H	W	79-54
2/15/2004	3/nr	3/nr	A	W	94-88
1/16/2005	8/17	10/15	A	W	79-65
2/13/2005	5/21	5/20	H	W	72-63
3/5/2005	5/18	4/17	NI14	W	76-73
1/19/2006	1/19	1/19	A	W	80-68
2/12/2006	5/22	5/20	H	W	70-67
1/25/2007	4/15	4/14	A	W	67-57
2/25/2007	2/12	2/12	H	W	73-53
1/20/2008	2/nr	2/nr	H	W	79-63
2/17/2008	1/25	1/nr	A	W	81-68
3/8/2008	3/21	3/22	NI01	W	63-48
1/11/2009	7/24	11/24	A	L	58-74
3/1/2009	18/19	23/21	H	W	75-66
1/17/2010	4/nr	4/22	H	W	64-57
2/8/2010	5/nr	5/22	A	W	69-60
3/6/2010	4/nr	4/nr	NI19	W	68-49
1/15/2011	5/nr	5/nr	H	W	68-56
2/13/2011	4/nr	4/nr	A	W	65-57
1/15/2012	6/25	7/24	H	W	87-64

2/9/2012	11/nr	11/25	A	L	79-93
3/2/2012	13/25	10/nr	NI01	W	68-57
1/24/2013	9/nr	9/nr	A	W	83-75
2/17/2013	12/nr	10/nr	H	W	83-64
1/12/2014	8/nr	8/nr	A	L	63-74
2/10/2014	8/18	8/19	H	W	81-53
1/5/2015	7/nr	9/nr	A	W	57-49
3/1/2015	6/nr	6/nr	H	W	79-49
1/21/2016	18/nr	22/nr	H	W	58-49
2/11/2016	25/nr	rv/nr	A	W	69-51
1/5/2017	rv/nr	rv/nr	A	W	70-57
1/22/2017	nr/nr	rv/nr	H	W	91-63
1/7/2018	7/nr	7/nr	H	W	86-73
2/4/2018	12/nr	13/nr	A	W	74-64
2/3/2019	nr/nr	nr/nr	A	W	82-65
2/28/2019	nr/nr	nr/nr	H	L	69-76
1/30/2020	22/nr	22/nr	A	W	78-69
2/23/2020	rv/nr	rv/nr	H	W	67-63

VERMONT 2-0

11/24/1996	3/nr	2/nr	A76	W	87-58
11/25/1997	1/nr	1/nr	H	W	92-52

VILLANOVA 1-0

3/31/2003	4/11	4/12	H	W	73-49
-----------	------	------	---	---	-------

VIRGINIA 14-3

3/10/1981	3/nr		H	W	81-54
3/16/1985	13/nr	15/21	H	W	65-55
3/19/1987	7/11	7/11	H	W	66-58
3/26/1988	1/10	1/10	N32	W	84-76
3/23/1989	1/nr	1/19	N45	W	80-47
3/24/1990	4/12	5/4	N32	L	75-79 (OT)
3/31/1991	4/2	3/2	N59	W	70-67 (OT)
12/9/1994	1/12	1/12	N68	W	84-73
11/19/1995	6/3	6/2	H69	W	78-51
3/25/1996	4/11	4/10	A72	W	52-46
3/25/2000	2/19	2/19	N94	W	77-56
3/24/2003	4/nr	4/nr	H	W	81-51
11/17/2008	5/16	6/15	H	L	82-83
11/22/2009	6/12	5/17	A	W	77-63
11/18/2010	4/nr	4/nr	H	W	85-73
11/20/2011	3/nr	3/nr	A	L	64-69 (OT)
11/28/2013	3/nr	4/nr	NI30	W	76-67

VIRGINIA STATE 0-1

2/21/1925			H	L	18-39
-----------	--	--	---	---	-------

VIRGINIA TECH 7-2

1/4/1983	12/nr		A	W	56-47
1/10/1984	8/nr		H	W	77-63
11/28/1989	1/nr	1/nr	H	W	81-55
12/3/1990	6/nr	3/nr	A	W	64-54
1/20/1994	1/nr	1/nr	H	W	88-51
2/22/1995	2/nr	2/nr	A	W	66-33
3/20/1999	2/13	2/15	N25	W	68-52
12/6/2015	8/nr	8/nr	H	L	43-57
11/27/2016	17/nr	16/nr	A	L	63-67

VISBY (SWEDEN) N/A

11/8/1998			H	W-ex	100-60
-----------	--	--	---	------	--------

WAKE FOREST 2-0

3/19/1988	1/nr	1/23	H	W	94-66
12/29/1988	1/nr	1/24	N57	W	82-61

WALTERS STATE CC 1-0

1/19/1976			H	W	82-57
-----------	--	--	---	---	-------

WASHINGTON 1-0

11/26/1988	1/13	1/13	N56	W	70-48
------------	------	------	-----	---	-------

WASHINGTON STATE 1-0

12/16/1981	14/nr		N34	W	55-46
------------	-------	--	-----	---	-------

WEST COAST ALL-STAR N/A

11/9/2003			H	W-ex	86-57
11/14/2004			H	W-ex	77-36

WEST VIRGINIA 6-1

11/22/1982	4/nr		H	W	93-70
11/19/1983	5/nr		N38	W	52-47
1/12/1985	nr/nr		H	W	61-59
1/4/1986	11/nr	13/nr	A	W	74-58

SERIES RECORDS

12/20/2006	5/nr	5/nr	H	W	66-51
11/21/2007	1/15	1/17	N123	W	67-49
12/6/2020	rv/nr	rv/nr	A	L	73-79 (OT)

WESTERN CAROLINA 10-7

1/18/1969			A	L	46-77
2/8/1969			H	L	44-60
2/6/1970			A	L	*
2/14/1970			H	*	*
1/22/1971			A	L	26-43
2/19/1972			N1	W	48-44
2/22/1972			H	L	43-54
2/20/1973			A	W	48-46
2/19/1974			H	W	72-45
3/9/1974			N11	W	66-51
1/22/1975			A	W	69-66
2/14/1975			N1	L	82-86
12/3/1975			H	W	62-44
1/14/1976			A	L	72-77
1/14/1977	13/nr		HG	W	82-62
2/17/1977	12/nr		N1	W	85-48
3/20/2005	3/nr	3/nr	H	W	94-43
11/25/2008	9/nr	12/nr	H	W	83-56

WESTERN KENTUCKY 8-1

11/20/1984	14/nr		A42	W	70-62
2/20/1985	20/11	23/10	H	W	77-72
2/24/1989	2/nr	2/nr	A	W	76-57
1/4/1990	5/nr	5/nr	H	W	78-58
3/21/1991	4/10	3/11	H	W	68-61
3/26/1992	2/15	2/15	N63	L	70-75
3/23/1995	3/9	2/7	H	W	87-65
3/16/1998	1/15	1/18	H	W	82-62
11/28/2020	rv/nr	rv/nr	H	W	87-47

WESTERN MICHIGAN 2-0

11/20/1989	1/nr	1/nr	H	W	84-39
12/1/1989	1/nr	1/nr	A	W	98-57

WETZIKON BBC (SWITZERLAND) N/A

8/17/1999			A89	W-ex	104-37
-----------	--	--	-----	------	--------

WICHITA STATE 3-0

12/16/2014	11/nr	12/nr	H	W	54-51
12/11/2015	16/nr	16/nr	A	W	58-51
11/20/2017	12/nr	18/nr	H	W	68-56

WINTHROP 3-2

2/15/1969			A1	W	31-29
2/20/1971			A	L	31-58
2/16/1974			A1	W	60-45
3/9/1974			N11	L	53-55
11/21/2014	4/nr	5/nr	H	W	81-48

WISCONSIN 5-0

2/8/1996	6/8	6/11	A	W	72-61
2/4/1997	9/23	9/16	H	W	78-74
12/20/1997	1/9	1/10	N81	W	87-66
12/5/1999	3/25	3/1	A	W	85-62
12/3/2000	2/18	2/nr	H	W	90-66

WISCONSIN-GREEN BAY 2-0

11/26/1996	5/nr	5/nr	H	W	71-36
3/18/2016	rv/nr	nr/rv	N137	W	59-53

XAVIER 0-1

3/24/2001	3/12	3/11	N98	L	65-80
-----------	------	------	-----	---	-------

YOUNGSTOWN STATE 2-0

2/10/1992	3/nr	4/nr	H	W	100-72
2/9/1993	1/nr	1/nr	A	W	78-54

TOURNEYS/NEUTRAL SITES

1-Winthrop Invitational; 2-Carson-Newman Invitational; 3-at Memphis State; 4-at East Tennessee State; 5-at Maryville; 6-at Kentucky; 7-Tennessee Invitational; 8-at Lenoir City, Tenn.; 9-at Carson-Newman; 10-at Tennessee Tech; 11-at Madison; 12-at Lambuth; 13-Tennessee Tech Invitational; 14-at Western Carolina; 15-Mississippi University for Women Christmas Invitational; 16-at Minnesota; 17-Lady Statesman Invitational at Delta State; 18-Lady Vol Classic; 19-at Tennessee-Martin; 20-at North Carolina; 21-at Delta State; 22-Midwestern Classic at Missouri; 23-Orange Bowl Classic, Miami, Fla.; 24-at Fordham; 25-at Greensboro (Coliseum), N.C.; 26-Nike Tournament of Champions at Nevada-Las Vegas; 27-at South Carolina; 28-at Central Michigan; 29-Lady Sunshine Classic, Sanford, Fla.; 30-at Marietta, Ga.; 31-at Louisiana State; 32-at Old Dominion; 33-at Oregon; 34-Giusti Tournament of Champions at Portland State; 35-at Norfolk, Va.; 36-Coca-Cola Classic at Detroit; 37-at Notre Dame; 38-at Parkersburg, W.Va.; 39-Notre Dame Thanksgiving Classic; 40-at Georgia; 41-at UCLA; 42-Bowling Green Bank Invitational at Western Kentucky; 43-Dial Classic at Minnesota; 44-at Mississippi; 45-at Western Kentucky, E.A. Diddle Arena; 46-Northern Illinois Fastbreak Fest; 47-at Hawaii; 48-at Iowa; 49-Amara-Hawkeye Classic at Iowa; 50-Orange Bowl/Burger King Classic at Miami (Fla.); 51-Albany, Ga.; 52-at Texas; 53-Mundialito de Basquete Feminino, Sao Paulo, Brazil; 54-Communiplex Classic, Cincinnati, Ohio; 55-at Tacoma, Wash.; 56-Rainbow Wahine Classic at Hawaii; 57-Bell Atlantic-Rutgers Invitational; 58-Hilton Head Super Shootout, Hilton Head Island, S.C.; 59-at New Orleans, La.; 60-Basketball Hall of Fame Game, Springfield, Mass.; 61-SEC/Big 10 Challenge; 62-World Invitational Club Basketball Championships, London, England; 63-at Purdue; 64-Maryland Invitational; 65-at Tennessee-Chattanooga; 66-State Farm Women's Basketball Hall of Fame Tip-Off Classic, Jackson, Tenn.; 67-at Arkansas; 68-at Richmond, Va.; 69-State Farm Hall of Fame Tip-Off Classic, Knoxville, Tenn.; 70-Kona Classic, Kailua-Kona, Hawaii; 71-Big 10/SEC Challenge at Purdue; 72-at Charlottesville, Va.; 73-at Charlotte, N.C.; 74-Women's National Invitational Tournament, Knoxville, Tenn.; 75-Women's National Invitational Tournament at Ruston, La.; 76-Howard Bank Classic, Burlington, Vt.; 77-at Hartford, Conn.; 78-Riverfront Coliseum, Cincinnati, Ohio; 79-San Jose Arena, San Jose, Calif.; 80-Draddy Gym, Riverdale, N.Y.; 81-UAA Sports Center, Anchorage, Alaska; 82-Columbus Civic Center, Columbus, Ga.; 83-at Vanderbilt; 84-Kemper Arena, Kansas City, Mo.; 85-State Farm Hall of Fame Tip-Off Classic at Purdue; 86-Disney Holiday Classic, Lake Buena Vista, Fla.; 87-at Madison Square Garden, New York, N.Y.; 88-at Namur, Belgium; 89-at Uster, Switzerland; 90-at Martigny, Switzerland; 91-at Istres, France; 92-at Nice, France; 93-at the Quicken Loans Arena (formerly known as the Gund Arena), Cleveland, Ohio; 94-at the Pyramid, Memphis, Tenn.; 95-First Union Center, Philadelphia, Pa.; 96-Women's Maui, Lahaina, Hawaii; 97-Bank One Ballpark, Phoenix, Ariz.; 98-Birmingham-Jefferson Convention Center, Birmingham, Ala.; 99-at the Honda Elite Four, Milk House, Orlando, Fla.; 100-at the ACC/SEC Shootout, Philips Arena, Atlanta, Ga.; 101-at Bridgestone Arena (formerly Sommet Center and Gaylord Arena), Nashville, Tenn.; 102-at the Hilton Coliseum, Ames, Iowa; 103-at the Alamodome, San Antonio, Texas; 104-at RBC Center, Raleigh, N.C.; 105-at the San Juan Shootout, San Juan, Puerto Rico; 106-at Conseco Fieldhouse, Indianapolis, Ind.; 107-at Verizon Arena (formerly Alltel Arena), North Little Rock, Ark.; 108-at the Georgia Dome, Atlanta, Ga.; 109-at Palasport Jacopucci Gymnasium, Viterbo, Italy; 110-at Domotico Athletico Gym, Glyfada, Greece; 111-at Tallahassee Leon County Civic Center, Tallahassee, Fla.; 112-at Lloyd Noble Center, Norman, Okla.; 113-at New Orleans Arena, New Orleans, La.; 114-at Bi-LO Center/Bon Secours Wellness Arena, Greenville, S.C.; 115-at Liacouras Center, Philadelphia, Pa.; 116-at RCA Dome, Indianapolis, Ind.; 117-at Virgin Islands; 118-at Ted Constant Center, Norfolk, Va.; 119-Arena at Winnett Center in Duluth, Ga.; 120-at Petersen Events Center, Pittsburgh, Pa.; 121-at Dayton Arena, Dayton, Ohio; 122-at St. Pete Times Forum, Tampa, Fla.; 123-at Charleston (W.Va.) Civic Center; 124-at West Lafayette, Ind.; 125-at Chesapeake Energy Center (formerly Ford Center), Oklahoma City, Okla.; 126-AT&T Center, San Antonio, Texas; 127-FedExForum, Memphis, Tenn.; 128-Allstate Arena, Rosemont, Ill.; 129-Wells Fargo Arena, Des Moines, Iowa; 130-St. George's H.S. Gym, Freeport, Bahamas; 131-KFC Yum! Center, Louisville, Ky.; 132-Spokane Veterans Memorial Arena, Spokane, Wash.; 133-Polisportivo G. Cosaro, Montecchio Maggiore, Italy; 134-Palazzetto Dello Sport Sandro Pertini, Ponte Buggianese, Italy; 135-Arena Altero Felici, Rome, Italy; 136-Veterans Memorial Arena, Jacksonville, Fla.; 137-Wells Fargo Arena, Tempe, Ariz.; 138-Denny Sanford PREMIER Center, Sioux Falls, S.D.; 139-Hard Rock Hotel Riviera Maya, Puerto Aventuras, Mexico; 140-Gateway Christian Academy Gymnasium, Bimini, Bahamas; 141-XFINITY Center, College Park, Md.; 142-Sportlaan 58, Den Helder, Netherlands; 143-Gemeentelijke Sporthal, Laarne, Belgium; 144-Gymnase Joliot Curie, Brétigny-sur-Orge, France.

GENERAL

STAFF

PLAYERS

REVIEW

HISTORY

FACILITIES

NCAA

SEC

RECORDS

MEDIA INFO



YEAR-BY-YEAR RESULTS

Prior to 1974-75, all results are based on the best available information. Known gaps in the information are marked with an asterisk. Other omissions are possible. If anyone has information that may be missing from these lists, please notify the UT Media Relations Office at (865) 974-1212.

KATHERINE WILLIAMS, CAPTAIN, (1 YEAR, 0-2)

1903 (0-2)

H- University YMCA Gym

Date	Site	W/L	Score	Opponent
3/13/1903	A	L	1-10	Maryville
4/6/1903	H	L	6-16	Maryville

JENNY MORRILL, CAPTAIN (1 YEAR, 0-2)

1904 (0-2)

Date	Site	W/L	Score	Opponent
3/5/1904	A	L	0-29	Maryville
3/12/1904	H	L	5-7	Maryville

LEO THEODORE BELLMONT (1 YEAR, 0-4)

1905 (0-4)

Date	Site	W/L	Score	Opponent
2/18/1905	A	L	8-14	Farragut School
2/25/1905	H	L	6-10	Farragut School
3/4/1905	H	L	11-24	Maryville
3/10/1905	A	L	4-20	Maryville

ESSIE POLK, CAPTAIN (1 YEAR, 0-3)

1906 (0-3)

Date	Site	W/L	Score	Opponent
1/27/1906	H	L	2-15	Farragut School
2/17/1906	A	L	5-37	Maryville
2/24/1906	H	L	3-18	Maryville

THOMAS SNODDY MYERS (1 YEAR, 1-1)

1907 (1-1)

Date	Site	W/L	Score	Opponent
2/16/1907	H	W	28-0	Central High School
2/27/1907	A	L	11-22	Maryville

WILLARD C. BURNLEY (1 YEAR, 1-2)

1908 (1-2)

Date	Site	W/L	Score	Opponent
1/18/1908	*	W	*	Central High School
2/14/1908	A	L	4-15	Farragut School
*	*	L	6-9	Maryville

ANDREW WEISENBERG (1 YEAR, 1-1-1)

1909 (1-1-1)

H- University Gym

Date	Site	W/L	Score	Opponent
1/16/1909	H	T	12-12	Tennessee School for the Deaf
2/4/1909	H	W	28-8	Central High School
2/20/1909	H	L	14-25	Maryville

HOWARD SANDBERG (1 YEAR, 0-2)

1909-10 (0-2)

Date	Site	W/L	Score	Opponent
12/16/1909	H	L	1-21	Central High School
2/12/1910	H	L	4-6	Knoxville High School
2/25/1910	A	*	*	Knoxville High School

MARY DOUGLAS AYRES (1 YEAR, 2-3)

1920 (2-3)

H-Tennessee Hall

Date	Site	W/L	Score	Opponent
1/30/1920	A	L	6-34	Maryville
2/26/1920	H	L	13-14	Carson-Newman
3/1/1920	H	L	11-23	Maryville
3/8/1920	H	W	30-1	Knoxville YWCA
3/18/1920	H	W	18-10	Martha Washington

MABEL MILLER (2 YEARS, 4-2)

1922 (1-1)

Date	Site	W/L	Score	Opponent
3/10/1922	A	W	28-19	Cumberland (Ky.)
3/11/1922	A	L	8-14	Union (Ky.)

1923 (3-1)

H-Jefferson Hall

Date	Site	W/L	Score	Opponent
2/9/1923	H	W	28-14	Cumberland (Ky.)
2/16/1923	H	W	23-7	Carson-Newman
2/23/1923	A	W	29-26	Martha Washington
2/24/1923	A	L	12-15	Sullins

FAY MORGAN (1 YEAR, 4-3)

1924 (4-3)

Date	Site	W/L	Score	Opponent
1/31/1924	H	L	16-22	East Tennessee
2/8/1924	H	W	19-4	Chattanooga
2/12/1924	H	W	24-12	Martha Washington
2/22/1924	H	L	9-29	Cincinnati
2/26/1924	A	L	23-54	Cincinnati
2/27/1924	A	W	48-24	Cumberland (Ky.)
3/4/1924	H	W	24-12	Maryville

ANN HUDDLE (2 YEARS, 12-4-1)

1925 (5-3-1)

Date	Site	W/L	Score	Opponent
1/10/1925	H	W	38-30	Carson-Newman
1/14/1925	H	W	40-10	Maryville
1/23/1925	A	W	41-19	Maryville
2/2/1925	A	T	25-25	East Tennessee
2/9/1925	A	L	16-36	Carson-Newman
2/17/1925	A	W	39-16	Chattanooga
2/18/1925	A	W	54-10	Centenary (Tenn.)
2/21/1925	H	L	18-39	Virginia State
2/24/1925	H	L	14-20	Maryville

1926 (7-1)

Date	Site	W/L	Score	Opponent
1/9/1926	H	W	45-8	Chattanooga
1/14/1926	H	W	47-12	Cumberland (Ky.)
1/25/1926	A	W	37-29	Maryville
2/5/1926	H	W	52-16	Knoxville YWCA
2/11/1926	A	W	45-15	Chattanooga
2/15/1926	A	W	37-12	Tusculum
2/20/1926	H	W	50-16	East Tenn. State
2/26/1926	H	L	27-28	Maryville

NANCY LAY (9 YEARS)

1960 to 1968

No schedules or results available

JOAN CRONAN (2 YEARS, 8-10)

1969 (8-4)

H-Alumni Gym

Date	Site	W/L	Score	Opponent
1/18/1969	A	L	46-77	Western Carolina
1/23/1969	H	W	45-43	Tennessee Tech
1/29/1969	A	W	53-49	Carson-Newman
2/1/1969	H	W	40-32	East Tennessee
2/8/1969	H	L	44-60	Western Carolina
2/13/1969	A	W	63-44	Carson-Newman
2/15/1969	N1	W	38-26	Georgia
2/15/1969	A1	W	31-29	Winthrop
2/28/1969	N2	L	50-58 (OT)	Appalachian State
3/1/1969	N2	W	43-23	Union (Ky.)
3/1/1969	N2	L	33-35 (OT)	Appalachian State
3/5/1969	H	W	70-34	Sullins
4/11-12/1969	*	**	*	Tennessee Tech Invitational

1970 (0-7)

Date	Site	W/L	Score	Opponent
1/27/1970	A	L	61-64	Belmont
1/28/1970	A	L	45-59	Tennessee Tech

YEAR-BY-YEAR RESULTS

1/31/1970	H	L	28-38	Belmont
2/6/1970	A	L	42-46	Western Carolina
2/7/1970	A	L	*	Appalachian State
2/11/1970	H	L	48-60	Tennessee Tech
2/14/1970	H	L	37-54	Western Carolina
2/21/1970	N	L	33-48	WCU @Winthrop Invitational
3/4/1970	H	*	*	Appalachian State
3/6-7/1970	*	*	*	Tennessee Tech Invitational

MARGARET HUTSON (4 YEARS, 60-19)

1971 (6-7)

H-Alumni Gym; HP-Physical Education Building

Date	Site	W/L	Score	Opponent
1/15/1971	H	(W)*	*	Middle Tennessee State
1/19/1971	*	(W)*	*	Knoxville
1/22/1971	A	L	26-43	Western Carolina
1/29/1971	H	W	56-29	Milligan
2/4/1971	A	L	52-60	Chattanooga
2/9/1971	H	W	46-33	Carson-Newman
2/12/1971	A	L	56-62	East Tennessee
2/20/1971	A	*	31-58	Winthrop
2/23/1971	H	*	*	Carson-Newman

TCWSF EASTERN DISTRICT CHAMPIONSHIPS (2nd), Knoxville, Tenn.

2/26/1971	HP	L	47-53	Chattanooga
2/26/1971	HP	W	52-37	Carson-Newman
2/27/1971	HP	W	*	Milligan
2/27/1971	HP	W	54-45	East Tennessee

TCWSF CHAMPIONSHIPS (5th), Memphis, Tenn.

3/4/1971	N3	L	26-39	Tennessee-Martin
3/5/1971	N3	L	22-46	Chattanooga

(W) - One of these games was a UT victory; the other was not played.

1972 (13-5)

H-Physical Education Building

Date	Site	W/L	Score	Opponent
1/15/1972	H	W	55-45	Middle Tennessee State
1/20/1972	H	W	35-29	Maryville All-Stars
1/25/1972	H	W	51-45	Carson-Newman
1/28/1972	A	W	72-26	Milligan
2/4/1972	H	W	78-56	East Tenn. State
2/8/1972	A	W	58-48	Chattanooga
2/12/1972	H	W	52-35	Cumberland (Tenn.)
2/15/1972	A	W	71-41	Carson-Newman
2/18/1972	N1	W	44-30	South Carolina
2/19/1972	N1	W	48-44	Western Carolina
2/19/1972	N1	L	36-51	North Carolina-Greensboro
2/22/1972	H	L	43-54	Western Carolina

TCWSF EASTERN DISTRICT CHAMPIONSHIPS (2nd), Knoxville, Tenn.

2/25/1972	H	W	45-39	Carson-Newman
2/26/1972	H	L	49-50	Chattanooga
2/26/1972	H	W	56-53	Chattanooga

TCWSF CHAMPIONSHIPS (5th), Knoxville, Tenn.

3/2/1972	H	W	47-39	Middle Tennessee State
3/3/1972	H	L	52-56	Chattanooga
3/3/1972	H	L	42-53	Tennessee-Martin

1973 (16-5)

TCWSF Eastern District Champions

H-Alumni Gym; HP-Physical Education Building

Date	Site	W/L	Score	Opponent
1/10/1973	H	W	64-25	Cumberland (Ky.)
1/13/1973	H	W	49-39	Marshall
1/17/1973	A	W	43-42	Middle Tennessee State
1/26/1973	H	L	55-58	Chattanooga
1/31/1973	H	W	72-50	Maryville
2/6/1973	A	W	54-44	East Tenn. State
2/9/1973	H	W	58-27	Milligan
2/10/1973	HP	W	53-42	Eastern Kentucky
2/16/1973	N1	W	71-43	Furman
2/17/1973	N1	L	57-67	Appalachian State
2/20/1973	A	W	48-46	Western Carolina

TCWSF EASTERN DISTRICT CHAMPIONSHIPS (1st), Johnson City, TN.

2/23/1973	N4	W	69-57	Maryville
-----------	----	---	-------	-----------

2/24/1973	N4	W	56-50	Carson-Newman
2/24/1973	N4	W	55-51	Chattanooga

TCWSF CHAMPIONSHIPS (2nd), Maryville, Tenn.

3/2/1973	N5	W	58-43	Middle Tennessee State
3/2/1973	N5	W	59-57 (OT)	Tennessee-Martin
3/3/1973	N5	L	45-48	Tennessee Tech
3/3/1973	N5	W	61-57 (OT)	Tennessee-Martin

AIAW REGION II CHAMPIONSHIPS (4th), Lexington, Ky.

3/9/1973	N6	W	61-43	Longwood
3/10/1973	N6	L	54-59	South Carolina
3/10/1973	N6	L	49-61	Tennessee Tech

1974 (25-2)

TCWSF Eastern District Champions

H-Alumni Gym HP-Physical Education Building

Date	Site	W/L	Score	Opponent
1/9/1974	H	W	44-40	Marshall
1/11/1974	HP7	W	64-29	Maryville
1/12/1974	H7	W	66-42	Austin Peay
1/12/1974	H7	W	55-41	Carson-Newman
1/15/1974	H	W	51-41	Eastern Kentucky
1/18/1974	H	W	53-39	St. Mary's Nursing
1/22/1974	A	W	57-25	Carson-Newman
1/25/1974	H	W	63-51	Belmont
1/28/1974	N8	W	61-31	Hiwassee JC
2/1/1974	H	W	77-33	Middle Tennessee St.
2/5/1974	H	W	64-35	Maryville
2/9/1974	A	W	65-51	Tennessee Tech
2/11/1974	H	W	55-36	East Tenn. State
2/15/1974	N1	W	68-39	Furman
2/16/1974	N1	W	72-45	South Carolina
2/16/1974	A1	W	60-45	Winthrop
2/19/1974	H	W	72-45	Western Carolina

TCWSF EASTERN DISTRICT CHAMPIONSHIPS (1st), Jefferson City, TN.

2/22/1974	A9	W	59-41	Carson-Newman
2/23/1974	N9	W	54-41	East Tenn. State

TCWSF CHAMPIONSHIPS (2nd), Cookeville, Tenn.

2/28/1974	N10	W	55-35	Austin Peay
3/1/1974	N10	W	57-50	Memphis State
3/2/1974	N10	W	52-41	Memphis State
3/2/1974	A10	L	51-54 (OT)	Tennessee Tech

AIAW REGION II CHAMPIONSHIPS (3rd), Harrisonburg, Va.

3/8/1974	A11	W	74-43	James Madison
3/8/1974	N11	W	68-47	Roanoke
3/9/1974	N11	W	66-51	Western Carolina
3/9/1974	N11	L	53-55	Winthrop

PAT HEAD SUMMITT (38 YEARS, 1,098-208)

1974-75 (16-8)

TCWSF Eastern District Champions

H-Alumni Gym

Date	Site	W/L	Score	Opponent
12/7/1974	H	L	83-84	Mercer
1/10/1975	H	W	69-32	Middle Tennessee St.
1/11/1975	H	W	109-74	Shorter
1/18/1975	H	W	80-36	East Tenn. State
1/22/1975	A	W	69-66	Western Carolina
1/25/1975	N4	W	77-73	Chattanooga
1/25/1975	A	W	85-72	East Tenn. State
1/27/1975	A	L	73-96	Tennessee Tech
1/31/1975	H	W	87-54	Mars Hill
2/4/1975	H	L	74-76	Tennessee Tech
2/7/1975	A	W	92-76	Tennessee-Martin
2/8/1975	A	L	67-80	Union (Tenn.)
2/14/1975	N1	W	94-69	Appalachian State
2/14/1975	N1	L	82-86	Western Carolina
2/15/1975	N1	W	78-66	Anderson JC
2/15/1975	N1	W	82-81	East Carolina
2/18/1975	A	L	80-102	Belmont

TCWSF EASTERN DISTRICT CHAMPIONSHIPS (1st), Knoxville, Tenn.

2/21/1975	H	W	97-41	East Tenn. State
2/22/1975	H	W	90-78	Chattanooga

GENERAL

STAFF

PLAYERS

REVIEW

HISTORY

FACILITIES

NCAA

SEC

RECORDS

MEDIA INFO



YEAR-BY-YEAR RESULTS

(Regular Season Contest)

2/25/1975	A	W	100-70	Eastern Kentucky
TCWSF CHAMPIONSHIPS (4th), Jackson, Tenn.				
2/27/1975	N12	L	90-85	Union (Tenn.)
2/28/1975	N12	W	74-73	Carson-Newman
2/28/1975	N12	W	112-88	Chattanooga
3/1/1975	N12	L	93-94	Union (Tenn.)

1975-76 (16-11)

Date	Site	W/L	Score	Opponent
12/3/1975	H	W	62-44	Western Carolina
12/10/1975	H	W	77-50	Tennessee-Martin
1/10/1976	H	L	68-70	Edinboro
1/14/1976	A	L	72-77	Western Carolina
1/16/1976	A	W	65-53	Austin Peay
1/17/1976	A	L	45-77	Belmont
1/18/1976	A	W	96-27	Vanderbilt
1/19/1976	H	W	82-57	Walters State CC
1/23/1976	A13	W	74-51	Tennessee Tech JV
1/24/1976	N13	W	70-67	Kentucky
1/24/1976	A13	L	61-83	Tennessee Tech
1/29/1976	H	W	114-51	Chattanooga State
1/31/1976	H	W	96-62	Chattanooga
2/6/1976	H	L	84-89 (OT)	Tennessee Tech
2/11/1976	H	L	68-89	Eastern Kentucky
2/12/1976	N1	W	73-50	Furman
2/13/1976	N1	L	79-81 (OT)	UNC-Greensboro
2/17/1976	H	L	71-79	Belmont
2/21/1976	H	W	90-42	Cumberland (Tenn.)
2/28/1976	A	W	67-66	Chattanooga

TCWSF CHAMPIONSHIPS (2nd), Milligan College and ETSU

3/3/1976	A	W	112-43	Milligan
3/4/1976	N4	L	76-91	Tennessee Tech
3/5/1976	N4	W	77-62	Tennessee-Martin
3/6/1976	N4	W	71-69 (OT)	Memphis State
3/6/1976	N4	W	73-70	Middle Tennessee St.

AIAW REGION II CHAMPIONSHIPS (6th), Cullowhee, N.C.

3/11/1976	N14	L	71-88	Appalachian State
3/12/1976	N14	L	85-86	NC State

* The Associated Press poll began began as a top 20 prior to the 1976-77 season

1976-77 (28-5)

Final AP Ranking 5th

AIAW Region II Champions

H-Stokely Athletics Center; HG-Alumni Gym

Date	AP Rk	Site	W/L	Score	Opponent
11/13/1976		H	W	107-53	Kentucky
11/30/1976		HG	W	78-63	Belmont
12/17/1976	19/nr	N15	W	87-61	Clemson
12/17/1976	19/1	N15	L	63-74	Delta State
12/18/1976	19/nr	N15	W	89-60	Miss. Gulf Coast JC
12/18/1976	19/nr	N15	W	67-57	Ohio State
1/6/1977	16/nr	HG	W	114-39	Marshall
1/7/1977	16/18	A	W	82-57	Kentucky
1/14/1977	13/nr	HG	W	82-62	Western Carolina
1/17/1977	13/nr	A	W	58-56	Mississippi
1/22/1977	12/nr	H	W	83-57	Alabama
1/24/1977	12/nr	H	W	100-57	East Tenn. State
1/28/1977	10/nr	A	L	59-60	Belmont
1/29/1977	10/15	A	W	81-72	Memphis State
2/3/1977	12/nr	A	W	102-46	East Tenn. State
2/7/1977	12/6	A	L	65-70	Tennessee Tech
2/12/1977	12/nr	A	W	84-70	Eastern Kentucky
2/14/1977	12/nr	H	W	74-63	Mississippi
2/17/1977	12/nr	N1	W	85-48	Western Carolina
2/18/1977	12/nr	N1	W	82-65	Appalachian State
2/18/1977	12/nr	N1	W	91-70	Charleston
2/19/1977	12/nr	N1	W	77-50	Anderson JC
2/25/1977	12/6	H	W	80-67	Tennessee Tech

TCWSF CHAMPIONSHIPS (2nd), Cookeville, Tenn.

3/3/1977	12/nr	N10	W	87-66	Middle Tennessee St.
----------	-------	-----	---	-------	----------------------

3/4/1977	12/6	A10	L	70-76	Tennessee Tech
3/5/1977	12/18	N10	W	82-72	Memphis State

AIAW REGION II CHAMPIONSHIPS (1st), Memphis, Tenn.

3/10/1977	10/nr	N3	W	84-46	Clemson
3/11/1977	10/12	N3	W	61-60	Old Dominion
3/12/1977	10/7	N3	W	72-59	Tennessee Tech

AIAW CHAMPIONSHIPS (3rd), Minneapolis, Minn.

3/23/1977	5/17	N16	W	76-62	Michigan State
3/24/1977	5/20	N16	W	81-69	Kansas State
3/25/1977	5/1	N16	L	58-62	Delta State
3/26/1977	5/2	N16	W	91-71	Immaculata

1977-78 (27-4)

Final AP Ranking 1st

TCWSF Champions

AIAW Region II Champions

H-Stokely Athletics Center

Date	AP Rk	Site	W/L	Score	Opponent
11/23/1977	1/nr	H	W	100-33	Miami (Ohio)
11/28/1977	1/nr	H	W	88-70	Clemson
12/2/1977	1/7	N17	L	80-87	Montclair State
12/3/1977	1/11	N17	W	65-60	Tennessee Tech
12/12/1977	5/18	H	W	89-56	Ohio State
12/15/1977	5/nr	N15	W	83-35	Miss. Gulf Coast JC
12/16/1977	5/nr	N15	W	83-55	Pittsburgh
12/16/1977	5/nr	N15	W	79-64	Tennessee Tech
12/17/1977	5/2	N15	W	72-63	Louisiana State
1/2/1978	3/5	H	W	70-65	NC State
1/5/1978	3/2	H	W	94-74	Delta State
1/7/1978	3/nr	A	W	65-61	Mississippi
1/9/1978	3/4	A	L	62-72	Louisiana State
1/14/1978	2/18	H	W	101-83	Missouri
1/17/1978	2/nr	A	W	87-79	MTSU
1/18/1978	3/nr	A	W	82-81 (OT)	Tennessee Tech
1/28/1978	3/nr	A	W	92-90 (2OT)	Kentucky
2/4/1978	3/nr	H	W	87-79	Mississippi
2/6/1978	3/1	H	W	86-68	Louisiana State
2/11/1978	3/nr	A	W	72-53	Alabama
2/17/1978	1/15	H18	W	89-77	Memphis State
2/18/1978	1/nr	H18	W	80-64	Tennessee Tech
2/22/1978	1/nr	H	W	90-67	Eastern Kentucky
2/25/1978	1/nr	H	W	99-66	Kentucky

TCWSF CHAMPIONSHIPS (1st), Martin, Tenn.

3/3/1978	1/13	N19	W	87-76	Memphis State
3/4/1978	1/nr	N19	W	92-73	Tennessee Tech

AIAW REGION II CHAMPIONSHIPS (1st), Chapel Hill, N.C.

3/9/1978	1/nr	A20	W	92-66	North Carolina
3/10/1978	1/nr	N20	W	76-60	Kentucky
3/11/1978	1/5	N20	W	64-62	NC State

AIAW SOUTH SATELLITE TOURNAMENT (4th), Cleveland, Miss.

3/17/1978	1/6	N21	L	69-75	Maryland
3/18/1978	1/8	N21	L	80-83	Valdosta State

1978-79 (30-9)

Final AP Ranking 3rd

TCWSF Champions

Date	AP Rk	Site	W/L	Score	Opponent
11/27/1978	1/nr	A	W	91-67	Eastern Kentucky
11/29/1978	1/nr	A	W	75-66	Clemson
12/5/1978	1/nr	H	W	87-63	Middle Tennessee St.
12/8/1978	1/10	N22	W	84-60	Texas
12/9/1978	1/19	A22	W	74-61	Missouri
12/12/1978	1/nr	H	W	88-74	Ohio State
12/14/1978	1/nr	N15	W	69-59	Ohio State
12/15/1978	1/5	N15	L	60-69	Stephen F. Austin
12/16/1978	1/16	N15	L	56-64	Louisiana Tech
12/28/1978	5/7	N23	W	67-63	Delta State
12/29/1978	5/4	N23	L	79-85	Maryland
12/30/1978	5/11	N23	W	74-72	Penn State
1/3/1979	5/nr	A	W	82-59	East Tenn. State
1/5/1979	5/4	H	W	88-74	UCLA
1/9/1979	4/7	A	W	85-73	Delta State
1/13/1979	4/8	A	W	79-66	NC State

YEAR-BY-YEAR RESULTS

1/15/1979	4/nr	H	W	62-54	South Carolina
1/17/1979	4/nr	H	W	85-52	Alabama
1/20/1979	4/nr	A	L	64-66	Kentucky
1/24/1979	7/17	A	L	80-85 (OT)	Louisiana State
1/27/1979	7/14	H	W	93-73	Valdosta State
1/29/1979	7/17	H	W	92-48	Louisiana State
2/3/1979	8/nr	H	W	95-57	North Carolina
2/6/1979	6/15	H	W	73-57	Delta State
2/10/1979	6/1	A	L	56-71	Old Dominion
2/12/1979	6/nr	H	W	124-60	Tennessee-Martin
2/15/1979	6/nr	H	W	80-75	Tennessee Tech
2/17/1979	6/nr	H	W	89-51	Kentucky
2/24/1979	6/17	A	L	75-79	Memphis State

TCWSF CHAMPIONSHIPS (1st), Knoxville, Tenn.

3/1/1979	8/nr	H	W	94-53	Belmont
3/2/1979	8/nr	H	W	96-51	Tennessee-Martin
3/3/1979	8/nr	H	W	85-60	Tennessee Tech

AIAW REGION II CHAMPIONSHIPS (2nd), Knoxville, Tenn.

3/8/1979	8/nr	H	W	89-61	Clemson
3/9/1979	8/15	H	W	76-64	South Carolina
3/10/1979	8/1	H	L	72-74	Old Dominion

AIAW EAST SATELLITE TOURNAMENT (1st), Bronx, N.Y.

3/16/1979	6/3	N24	W	79-69	Rutgers
3/17/1979	6/nr	A24	W	76-54	Fordham

AIAW CHAMPIONSHIPS (3rd), Greensboro, N.C.

3/23/1979	3/2	N25	L	84-102	Louisiana Tech
3/25/1979	3/6	N25	W	104-86	UCLA

1979-80 (33-5)

Final AP Ranking 2nd

SEC Champions

TCWSF Champions

Date	AP Rk	Site	W/L	Score	Opponent
11/21/1979		A	W	77-53	Vanderbilt
11/26/1979	4/nr	A	W	63-48	Middle Tennessee St.
11/29/1979		H	L-ex	59-102	Soviet National Tm.
12/1/1979	4/nr	A	W	66-55	North Carolina
12/7/1979	4/2	H	W	73-71	Louisiana Tech
12/13/1979	3/11	A	W	80-77	UCLA
12/15/1979	3/nr	A	W	81-70	San Jose State
12/16/1979	3/nr	A	W	88-57	Fullerton State
12/18/1979	3/8	N26	L	68-71	Long Beach State
12/19/1979	3/15	A26	W	84-64	Nevada-Las Vegas
1/4/1980	5/8	H	W	67-58	NC State
1/7/1980	5/nr	H	W	82-42	Nebraska
1/10/1980	5/nr	A	W	88-68	Alabama
1/12/1980	5/nr	A	W	72-65	Valdosta State
1/14/1980	5/2	H	W	79-69	Stephen F. Austin
1/18/1980	5/nr	A	W	73-53	Chattanooga
1/21/1980	5/nr	H	W	86-48	Memphis State
1/23/1980	4/8	A	L	52-56	South Carolina
1/26/1980	4/2	H	L	54-61	Old Dominion
1/28/1980	4/nr	H	W	96-73	Louisiana State
1/31/1980	6/nr	A	W	72-56	Ohio State
2/2/1980	6/17	A	W	91-83 (OT)	Kentucky
2/5/1980	5/nr	H	W	90-48	East Tenn. State

SEC TOURNAMENT (1st), Knoxville, Tenn.

2/8/1980	5/nr	H	W	118-44	Florida
2/9/1980	5/nr	H	W	72-61	Auburn
2/10/1980	5/nr	H	W	85-71	Mississippi

(Regular Season Contests)

2/12/1980	4/nr	A	W	68-66	Tennessee Tech
2/16/1980	4/nr	A	W	69-55	Tennessee-Martin
2/18/1980	4/16	H	W	89-72	Clemson

TCWSF CHAMPIONSHIPS (1st), Cookeville, Tenn.

2/28/1980	4/nr	N10	W	81-35	Tennessee-Martin
2/29/1980	4/nr	N10	W	71-63	Chattanooga
3/1/1980	4/20	A10	W	83-66	Tennessee Tech

AIAW REGION II CHAMPIONSHIPS (2nd), Knoxville, Tenn./Columbia, S.C.

3/5/1980	3/16	H	W	95-79	Clemson
3/7/1980	3/7	A27	W	67-54	South Carolina
3/8/1980	3/1	N27	L	67-68	Old Dominion

AIAW SOUTH SATELLITE TOURNAMENT (1st), Knoxville, Tenn.

3/15/1980	2/14	H	W	84-64	Kansas State
3/18/1980	2/6	H	W	93-76	Maryland

AIAW CHAMPIONSHIPS (2nd), Mount Pleasant, Mich.

3/21/1980	2/4	N28	W	75-72	South Carolina
3/23/1980	2/1	N28	L	53-68	Old Dominion

1980-81 (25-6)

Final AP Ranking 2nd

TCWSF Champions

AIAW Region II Champions

Date	AP Rk	Site	W/L	Score	Opponent
11/28/1980	3/nr	N29	W	74-62	Alabama
11/29/1980	3/nr	N29	W	99-84	Valdosta State
12/2/1980		H	W-ex	76-49	Polish National Tm.
12/4/1980	3/nr	H	W	90-56	Chattanooga
12/10/1980	3/nr	A	W	88-73	Louisiana State
12/13/1980	3/17	A	L	68-72	Stephen F. Austin
12/15/1980	3/1	A	L	53-77	Louisiana Tech
12/17/1980	6/nr	N30	W	73-68 (OT)	Georgia
1/3/1981	7/8	H	L	62-65	UCLA
1/10/1981	9/nr	H	W	64-52	Illinois State
1/12/1981	9/10	H	W	65-54	South Carolina
1/15/1981	7/14	A	W	93-91 (OT)	Maryland
1/17/1981	7/nr	A	W	81-66	East Tenn. State
1/21/1981	7/nr	A	L	64-72	Clemson
1/26/1981	7/nr	H	W	76-72	North Carolina

SEC TOURNAMENT (5th), Baton Rouge, La.

1/30/1981	10/nr	N31	L	71-77	Alabama
-----------	-------	-----	---	-------	---------

(Regular Season Contests)

2/2/1981	10/8	H	W	78-71	USC
2/6/1981	11/10	H	W	81-65	Kentucky
2/8/1981	11/nr	H	W	68-54	Alabama
2/12/1981	7/nr	H	W	69-63	Tennessee Tech
2/16/1981	7/2	A	W	76-70	Old Dominion
2/21/1981	7/15	A	W	72-63	NC State

TCWSF CHAMPIONSHIPS (1st), Memphis, Tenn.

2/26/1981	4/nr	N3	W	71-41	Tennessee-Martin
2/27/1981	4/nr	N3	W	66-47	Middle Tennessee State
2/28/1981	4/nr	N3	W	75-48	East Tenn. State

AIAW REGION II CHAMPIONSHIPS (1st), Knoxville, Tenn. / Norfolk, Va.

3/10/1981	3/nr	H	W	81-54	Virginia
3/13/1981	3/10	N32	W	58-49	Kentucky
3/14/1981	3/6	A32	W	65-64	Old Dominion

AIAW NATIONAL PLAYOFFS, Knoxville, Tenn.

3/21/1981	2/nr	H	W	78-63	Illinois State
3/24/1981	2/9	H	W	79-67	Maryland

AIWA CHAMPIONSHIPS (2nd), Eugene, Ore.

3/27/1981	2/3	N33	W	68-65	Old Dominion
3/29/1981	2/1	N33	L	59-79	Louisiana Tech

1981-82 (22-10)

Final AP Ranking 4th

NCAA Mid-east Regional Champions

Date	AP Rk	Site	W/L	Score	Opponent
11/22/1981	2/18	H	L	74-80	Stephen F. Austin
11/28/1981	2/nr	A	W	85-73	Florida
12/2/1981	7/2	A	L	54-66	Old Dominion
12/6/1981	10/nr	H	W	99-77	Vanderbilt
12/8/1981	10/nr	A	L	60-78	Colorado
12/9/1981	10/4	A	L	70-86	USC
12/13/1981	14/17	A	W	71-66	UCLA
12/16/1981	14/nr	N34	W	55-46	Washington State
12/17/1981	14/nr	N34	L	82-83 (2OT)	Ohio State
12/18/1981	14/nr	N34	W	73-62	Oregon State
1/4/1982	20/nr	A	W	80-63	Vanderbilt
1/7/1982	20/nr	H	W	83-68	Kansas State
1/10/1982	nr/1	H	L	64-72	Louisiana Tech
1/17/1982	nr/13	A	L	63-66	Georgia
1/21/1982	nr/nr	H	W	91-60	Clemson
1/23/1982	nr/3	A	L	57-68	Rutgers
1/25/1982	nr/2	A	W	87-81	South Carolina
1/28/1982	nr/8	H	W	81-75	Kentucky
1/30/1982	nr/nr	A	W	76-62	North Carolina

GENERAL

STAFF

PLAYERS

REVIEW

HISTORY

FACILITIES

NCAA

SEC

RECORDS

MEDIA INFO



YEAR-BY-YEAR RESULTS

2/1/1982	nr/nr	H	W	83-67	Florida
2/7/1982	20/14	H	W	98-74	Penn State
2/11/1982	20/15	H	W	65-52	Georgia
2/14/1982	13/4	H	W	62-58	Old Dominion
2/18/1982	13/14	A	W	65-61	Kentucky
2/20/1982	13/9	H	W	70-62	Maryland
SEC TOURNAMENT (2nd), Lexington, Ky.					
2/26/1982	8/nr	N6	W	80-75	Vanderbilt
2/27/1982	8/18	N6	W	55-44	Georgia
2/28/1982	11/13	A6	L	74-80	Kentucky
NCAA FIRST ROUND, Knoxville, Tenn.					
3/13/1982	10/nr	H	W	72-56	Jackson State
NCAA MIDEAST REGIONAL CHAMPIONSHIPS (1st), Knoxville, Tenn.					
3/19/1982	8/15	H	W	78-63	Memphis State
3/21/1982	8/5	H	W	91-90 (OT)	USC
NCAA FINAL FOUR (3rd), Norfolk, Va.					
3/26/1982	8/1	N35	L	46-69	Louisiana Tech

1982-83 (25-8, 7-1 SEC, 1st East)

Final AP Ranking 10th					
Date	AP Rk	Site	W/L	Score	Opponent
11/22/1982	4/nr	H	W	93-70	West Virginia
11/24/1982	4/nr	H	W	108-65	North Carolina
11/30/1982	4/3	H	L	72-78 (OT)	Old Dominion
12/3/1982	4/nr	N36	W	69-56	St. John's
12/4/1982	4/13	N36	W	84-62	South Carolina
12/6/1982	5/1	H	L	71-81	USC
12/9/1982	5/10	A	L	59-74	Texas
12/11/1982	5/nr	A	W	76-67	Stephen F. Austin
12/14/1982	9/2	A	L	64-80	Louisiana Tech
12/17/1982	9/nr	A	W	83-73	Louisiana State
1/2/1983	12/nr	H	W	78-66	Alabama-Birmingham
1/4/1983	12/nr	A	W	56-47	Virginia Tech
1/8/1983	12/15	A	W	69-67	Mississippi
1/12/1983	11/nr	H	W	98-70	Vanderbilt
1/16/1983	8/9	A	W	74-54	Georgia
1/19/1983	8/16	H	W	81-61	Rutgers
1/23/1983	8/nr	A	W	94-62	Florida
1/28/1983	8/nr	A	W	73-60	Pittsburgh
1/30/1983	8/19	A	W	75-60	Penn State
2/2/1983	8/nr	H	W	70-69	Florida
2/6/1983	6/19	H	W	91-78	NC State
2/9/1983	6/4	A	W	95-85	Kentucky
2/12/1983	6/10	H	W	73-59	Georgia
2/14/1983	4/9	A	L	66-90	Old Dominion
2/16/1983	4/nr	H	W	87-67	South Carolina
2/19/1983	4/nr	A	W	94-79	Vanderbilt
2/27/1983	8/6	H	L	69-81	Kentucky

SEC TOURNAMENT (3rd), Knoxville, Tenn.

3/4/1983	8/nr	H	W	91-73	Alabama
3/5/1983	8/12	H	L	65-71	Georgia
3/6/1983	10/15	H	W	83-75	Auburn
NCAA FIRST ROUND, Knoxville, Tenn.					
3/19/1983	9/nr	H	W	86-51	South Carolina State
NCAA MIDEAST REGIONAL CHAMPIONSHIPS (2nd), Notre Dame, Ind.					
3/25/1983	9/13	N37	W	90-83 (3OT)	Mississippi
3/27/1983	9/8	N37	L	63-67	Georgia

1983-84 (23-10, 7-1 SEC, 1st East)

Final AP Ranking 15th					
NCAA Mideast Regional Champions					
Date	AP Rk	Site	W/L	Score	Opponent
11/13/1983		H	W-ex	94-80	Hungarian National Tm.
11/19/1983	5/nr	N38	W	52-47	West Virginia
11/22/1983	5/nr	H	W	85-69	South Carolina State
11/25/1983	5/nr	A39	W	71-56	Notre Dame
11/26/1983	5/1	N39	L	64-78	USC
11/29/1983	5/11	H	W	67-63	Old Dominion
12/1/1983	5/4	H	L	65-66	Texas
12/4/1983	7/nr	H	W	54-50	Minnesota
12/8/1983	7/1	A	L	66-81	USC
12/10/1983	7/nr	A	W	73-70	UCLA
12/13/1983	9/5	A	L	51-56	Long Beach State

1/2/1984	11/nr	A	W	75-59	North Carolina
1/4/1984	11/nr	H	W	88-64	Pittsburgh
1/8/1984	8/nr	A	W	78-70	Florida
1/10/1984	8/nr	H	W	77-63	Virginia Tech
1/14/1984	8/16	A	L	59-65	NC State
1/18/1984	12/1	H	L	63-81	Louisiana Tech
1/22/1984	11/4	H	W	64-59	Georgia
1/25/1984	11/nr	A	W	75-63	Kentucky
1/29/1984	9/nr	H	W	68-65	Penn State
1/31/1984	9/nr	H	W	69-49	Florida
2/3/1984	9/8	H	W	82-80	Louisiana State
2/5/1984	7/nr	A	W	82-73	Vanderbilt
2/8/1984	7/nr	A	W	71-66	South Carolina
2/12/1984	6/nr	H	W	67-65	Kentucky
2/15/1984	6/7	H	L	65-67	Mississippi
2/19/1984	10/4	A	L	65-84	Georgia
2/26/1984	10/nr	H	W	74-72	Vanderbilt

SEC TOURNAMENT (5th), Athens, Ga.

3/3/1984	10/17	N40	L	66-85	Alabama
----------	-------	-----	---	-------	---------

NCAA FIRST ROUND, Knoxville, Tenn.

3/17/1984	15/nr	H	W	70-52	Middle Tennessee St.
-----------	-------	---	---	-------	----------------------

NCAA MIDEAST REGIONAL CHAMPIONSHIPS (1st), Knoxville, Tenn.

3/23/1984	15/12	H	W	65-58	Alabama
3/25/1984	15/3	H	W	73-61	Georgia

NCAA FINAL FOUR (2nd), Los Angeles, Calif.

3/30/1984	15/9	N41	W	82-73	Cheyney
4/1/1984	15/5	N41	L	61-72	USC

* The USA Today/ESPN poll began began as a top 25 on Jan. 23, 1985.

1984-85 (22-10, 4-4 SEC, 2nd East)

Final AP Ranking 13th						
Final ESPN Ranking 13th						
SEC Champions						
Date	AP Rk	ESPN Rk	Site	W/L	Score	Opponent
11/19/1984	14/nr		N42	W	56-54	S. Illinois
11/20/1984	14/nr		A42	W	70-62	W. Kentucky
11/24/1984	14/nr		H	W	62-57	Notre Dame
11/26/1984	12/nr		H	L	69-72	Cincinnati
11/30/1984	12/nr		N43	L	53-68	NE Louisiana
12/1/1984	12/nr		N43	W	77-58	Nebraska
12/5/1984	16/nr		H	W	78-54	Chattanooga
12/7/1984	16/nr		H	W	84-70	N. Carolina
12/9/1984	15/3		A	L	72-78	Georgia
12/11/1984	15/2		A	L	60-91	Texas
12/13/1984	15/7		A	L	57-73	La. Tech
1/6/1985	nr/nr		H	W	72-57	UCLA
1/8/1985	nr/6		H	W	71-60	USC
1/12/1985	nr/nr		H	W	61-59	West Virginia
1/16/1985	nr/nr		A	L	77-84	Vanderbilt
1/19/1985	nr/17		H	W	72-57	NC State
1/21/1985	nr/nr		H	W	69-61	Florida
1/23/1985	nr/15	18/14	H	L	72-76 (OT)	Kentucky
1/25/1985	nr/1	18/1	A	W	67-64	Old Dominion
1/27/1985	nr/12	18/10	A	L	74-79	Penn State
2/2/1985	nr/5	20/5	H	L	56-72	Georgia
2/8/1985	nr/nr	24/nr	A	W	67-56	Florida State
2/10/1985	nr/nr	24/25	A	W	83-74	Florida
2/13/1985	nr/19	24/16	A	W	77-66	Kentucky
2/16/1985	nr/nr	23/10	H	W	82-71	Vanderbilt
2/18/1985	20/nr	24/nr	H	W	66-58	South Carolina
2/20/1985	20/11	23/10	H	W	77-72	W. Kentucky
SEC TOURNAMENT (1st), Knoxville Tenn., / Oxford, Miss.						
2/27/1985	18/nr	24/nr	H	W	85-78	Louisiana St.
3/3/1985	15/6	24/3	A44	W	79-71	Mississippi
3/4/1985	15/9	24/10	N44	W	63-60	Auburn
NCAA FIRST ROUND, Knoxville, Tenn.						
3/16/1985	13/nr	15/21	H	W	65-55	Virginia
NCAA MIDEAST REGIONAL CHAMP. (3rd), Bowling Green, Ky.						
3/22/1985	13/6	13/7	N45	L	60-63	Mississippi

YEAR-BY-YEAR RESULTS

1985-86 (24-10, 5-4 SEC, 5th)

Final AP Ranking 15th

Final ESPN Ranking 5th

NCAA Midwest Regional Champions

Date	AP Rk	ESPN Rk	Site	W/L	Score	Opponent
11/19/1985			H	W-ex	82-57	Marathon Oil
11/24/1985	9/nr	11/nr	H	W	74-56	East Carolina
11/27/1985	9/nr	11/nr	H	W	71-57	Illinois
12/1/1985	11/1	11/1	H	L	52-74	Texas
12/6/1985	11/nr	14/nr	N46	W	68-56	Kansas St.
12/7/1985	11/nr	14/nr	N46	W	75-69	E. Illinois
12/9/1985	11/nr	14/nr	A	W	71-63	Notre Dame
12/13/1985	11/4	15/3	A	L	77-85	USC
12/15/1985	13/nr	15/nr	A	W	68-64	UCLA
12/18/1985	13/nr	14/nr	N47	W	81-63	Toledo
12/20/1985	13/nr	14/nr	A	W	100-88	Hawaii Pacific
1/4/1986	11/nr	13/nr	A	W	74-58	West Virginia
1/6/1986	11/nr	13/nr	A	W	70-54	South Carolina
1/8/1986	11/nr	12/nr	H	W	98-39	East Tenn. St.
1/11/1986	11/19	12/16	A	L	68-82	North Carolina
1/13/1986	12/17	12/17	A	W	67-65	NC State
1/18/1986	12/nr	13/nr	H	W	89-71	Alabama
1/20/1986	11/8	13/10	H	W	60-50	Louisiana St.
1/24/1986	11/nr	11/24	A	L	82-96	Kentucky
1/26/1986	11/nr	11/nr	H	W	89-43	Florida State
1/29/1986	11/2	15/2	A	L	74-84	Georgia
2/2/1986	10/nr	15/nr	H	W	82-60	Florida
2/5/1986	10/8	12/8	A	L	54-68	Mississippi
2/8/1986	10/11	12/13	H	L	60-66	Auburn
2/10/1986	14/3	12/5	H	L	56-59	La. Tech
2/15/1986	14/nr	14/24	H	W	94-81	Vanderbilt
2/17/1986	15/nr	14/nr	H	W	114-63	Tennessee St.
2/20/1986	15/nr	12/nr	H	W	79-68	Old Dominion
2/22/1986	15/nr	12/nr	A	W	72-51	Mississippi St.
2/24/1986	14/nr	12/nr	A	W	94-79	Memphis St.

SEC TOURNAMENT (5th), Athens, Ga.

3/1/1986 14/12 14/11 N40 L 78-83 Mississippi

NCAA FIRST ROUND, Knoxville, Tenn.

3/16/1986 15/14 16/14 H W 73-68 Iowa

NCAA MIDEAST REGIONAL CHAMPIONSHIPS (1st), Iowa City, Iowa

3/20/1986 15/2 5/4 N48 W 85-82 Georgia

3/22/1986 15/9 5/8 N48 W 67-65 Louisiana St.

NCAA FINAL FOUR (3rd), Lexington, Ky.

3/28/1986 15/3 5/2 N6 L 59-83 USC

1986-87 (28-6, 6-3 SEC, 4th)

Final AP Ranking 7th

Final ESPN Ranking 1st

NCAA Midwest Regional Champions

NCAA NATIONAL CHAMPIONS

Date	AP Rk	ESPN Rk	Site	W/L	Score	Opponent
11/29/1986	3/nr	3/nr	N49	W	86-70	Providence
11/30/1986	3/8	3/9	A49	W	74-56	Iowa
12/4/1986	3/nr	3/nr	H	W	66-40	Dayton
12/6/1986	3/20	3/20	H	W	86-65	NC State
12/14/1986	3/1	3/1	A	W	85-78	Texas
12/20/1986	1/nr	1/nr	H	W	81-58	UCLA
12/27/1986	1/nr	1/21	N50	W	76-66	St. Joseph's
12/28/1986	1/7	1/7	N50	W	89-75	USC
12/29/1986	1/2	1/2	N50	L	74-88	Texas
1/4/1987	1/nr	1/22	H	W	87-68	North Carolina
1/7/1987	2/nr	2/nr	A	W	99-90	Old Dominion
1/11/1987	2/nr	2/nr	H	W	76-64	Kentucky
1/14/1987	2/3	2/3	A	L	69-75	Auburn
1/17/1987	2/nr	2/nr	A	W	90-72	Florida
1/20/1987	3/nr	3/nr	A	W	74-71	Northwestern
1/24/1987	3/12	3/13	H	W	78-72	Georgia
1/28/1987	3/nr	3/nr	H	W	91-81	Memphis St.
1/31/1987	3/8	3/8	H	L	65-69	Mississippi
2/2/1987	5/nr	3/nr	H	W	100-74	Georgia Tech
2/4/1987	5/14	6/13	A	L	76-77	Vanderbilt
2/7/1987	5/9	6/9	A	W	84-73	Louisiana St.
2/9/1987	7/5	6/8	A	L	60-72	La. Tech

2/14/1987	7/nr	8/nr	H	W	90-55	Notre Dame
2/19/1987	9/nr	8/nr	H	W	80-56	S. Carolina
2/21/1987	9/nr	8/nr	H	W	84-53	Mississippi St.
2/25/1987	8/nr	8/nr	A	W	108-77	Alabama
3/1/1987	8/nr	8/nr	H	W	91-44	UNC-Charlotte

SEC TOURNAMENT (3rd), Albany, Ga.

3/5/1987 8/14 8/15 N51 W 64-63 Louisiana St.

3/6/1987 8/2 8/2 N51 L 96-102 Auburn

NCAA FIRST ROUND, Knoxville, Tenn.

3/15/1987 7/nr 7/nr H W 95-59 Tennessee Tech

NCAA MIDEAST REGIONAL CHAMPIONSHIPS (1st), Knoxville, Tenn.

3/19/1987 7/11 1/10 H W 66-58 Virginia

3/21/1987 7/2 1/6 H W 77-61 Auburn

NCAA FINAL FOUR (1st), Austin, Texas

3/27/1987 7/4 1/4 N52 W 74-64 Long Beach St.

3/29/1987 7/3 1/2 N52 W 67-44 La. Tech

(Brazil Tour) Site W/L Score Opponent

6/14/1987 A L-ex 71-104 UNIMEP Sao Paulo

6/17/1987 N53 L-ex 62-85 Prague University

6/18/1987 N53 W-ex 88-44 Argentinean Ntnl Tm.

6/19/1987 N53 L-ex 74-86 S. Korean Ntnl. Tm.

6/20/1987 A53 L-ex 68-105 Brazilian Ntnl. Tm.

1987-88 (31-3, 8-1 SEC, 2nd)

Final AP Ranking 1st

Final ESPN Ranking 3rd

SEC Tournament Champions

NCAA East Regional Champions

H-Thompson-Boling Arena

Date	AP Rk	ESPN Rk	Site	W/L	Score	Opponent
11/23/1987			H	W-ex	93-77	Australian Ntnl
11/27/1987	1/nr	1/nr	N54	W	91-52	Indiana
11/28/1987	1/18	1/18	N54	W	83-52	Old Dominion
12/3/1987	1/nr	1/nr	H	W	102-59	Stetson
12/9/1987	1/2	1/2	H	L	78-97	Texas
12/13/1987	1/nr	1/nr	A	W	89-63	UCLA
12/16/1987	3/nr	4/nr	A	W	91-56	Oregon State
12/19/1987	3/nr	4/nr	H	W	115-40	E. Kentucky
12/20/1987	3/nr	4/nr	H	W	103-76	N. Illinois
1/3/1988	3/20	4/20	A	W	93-59	Illinois
1/5/1988	4/nr	4/nr	H	W	78-65	Northwestern
1/9/1988	4/2	4/3	H	L	68-71	Auburn
1/11/1988	4/nr	4/nr	A	W	96-79	Georgia Tech
1/14/1988	4/nr	4/nr	H	W	91-68	Old Dominion
1/17/1988	4/nr	4/20	H	W	104-67	Vanderbilt
1/20/1988	4/nr	4/nr	A	W	85-80	South Carolina
1/23/1988	4/nr	4/nr	H	W	97-70	Alabama
1/27/1988	4/nr	4/nr	A	W	97-73	Memphis St.
1/31/1988	4/13	4/12	A	W	82-79	Georgia
2/3/1988	4/nr	4/nr	A	W	91-71	Notre Dame
2/6/1988	4/7	4/7	A	W	78-67	Mississippi
2/8/1988	4/nr	4/nr	A	W	81-74	Mississippi St.
2/13/1988	4/nr	4/nr	H	W	89-82	Louisiana St.
2/15/1988	3/5	4/2	H	W	76-74	Louisiana Tech
2/18/1988	3/nr	3/nr	A	W	99-75	Kentucky
2/21/1988	3/nr	3/nr	H	W	108-53	Florida
2/25/1988	3/nr	3/nr	A	W	88-65	N. Carolina
2/27/1988	3/nr	3/nr	H	W	104-51	Tennessee St.

SEC TOURNAMENT (1st), Albany, Ga.

3/5/1988 3/nr 2/nr N51 W 100-66 Kentucky

3/6/1988 3/17 2/17 N51 W 82-76 Georgia

3/7/1988 3/1 2/1 N51 W 73-70 Auburn

NCAA SECOND ROUND, Knoxville, Tenn.

3/19/1988 1/nr 1/23 H W 94-66 Wake Forest

NCAA EAST REGIONAL CHAMPIONSHIPS (1st), Norfolk, Va.

3/24/1988 1/14 3/15 N32 W 72-52 James Madison

3/26/1988 1/10 3/7 N32 W 84-76 Virginia

NCAA FINAL FOUR (3rd), Tacoma, Wash.

4/1/1988 1/5 3/1 N55 L 59-68 Louisiana Tech

GENERAL

STAFF

PLAYERS

REVIEW

HISTORY

FACILITIES

NCAA

SEC

RECORDS

MEDIA INFO



YEAR-BY-YEAR RESULTS

1988-89 (35-2, 8-1 SEC, 2nd)

Final AP Ranking 1st
Final ESPN Ranking 1st
SEC Tournament Champions
NCAA East Regional Champions
NCAA NATIONAL CHAMPIONS

Date	AP Rk	ESPN Rk	Site	W/L	Score	Opponent
11/21/1988			H	W-ex	81-54	French National
11/25/1988	1/nr	1/nr	N56	W	81-50	Illinois
11/26/1988	1/13	1/13	N56	W	70-48	Washington
11/27/1988	1/6	1/6	N56	W	62-61 (OT)	La. Tech
12/3/1988	1/2	1/2	H	W	88-74	Long Beach St.
12/6/1988	1/17	1/18	H	W	102-69	USC
12/18/1988	1/5	1/5	H	W	83-60	Stanford
12/20/1988	1/nr	1/nr	H	W	82-50	UCLA
12/29/1988	1/nr	1/24	N57	W	82-61	Wake Forest
12/30/1988	1/10	1/11	A57	W	93-53	Rutgers
1/1/1989	1/nr	1/nr	H	W	84-39	W. Michigan
1/4/1989	1/nr	1/24	A	W	93-58	Old Dominion
1/6/1989	1/3	1/3	A	L	59-67	Auburn
1/9/1989	2/nr	1/nr	A	W	97-62	Stetson
1/14/1989	2/3	2/3	H	W	68-61	Mississippi
1/16/1989	2/nr	2/nr	H	W	79-54	Mississippi St.
1/21/1989	2/nr	2/nr	H	W	101-57	Kentucky
1/23/1989	2/nr	2/nr	H	W	78-44	S. Illinois
1/26/1989	2/nr	2/23	A	W	80-60	Vanderbilt
1/29/1989	2/5	2/4	H	W	78-64	Georgia
1/31/1989	2/11	2/11	A	L	67-69	Texas
2/4/1989	2/17	2/17	H	W	60-54	South Carolina
2/6/1989	3/nr	2/nr	H	W	85-50	Memphis St.
2/11/1989	3/18	3/19	A	W	89-65	Louisiana St.
2/14/1989	3/2	3/2	A	W	72-65	La. Tech
2/15/1989	3/nr	3/nr	H	W	88-71	Georgia Tech
2/18/1989	3/nr	3/nr	A	W	85-52	Florida
2/20/1989	2/nr	3/nr	H	W	98-43	Notre Dame
2/24/1989	2/nr	2/nr	A	W	76-57	W. Kentucky
2/26/1989	2/nr	2/nr	A	W	81-65	Alabama

SEC TOURNAMENT (1st) **Albany, Ga.**
 3/4/1989 2/nr 2/nr N51 W 89-61 Alabama
 3/5/1989 2/12 2/11 N51 W 82-60 Mississippi
 3/6/1989 2/1 2/1 N51 W 66-51 Auburn

NCAA SECOND ROUND, Knoxville, Tenn.
 3/18/1989 1/18 1/nr H W 91-61 La Salle

NCAA EAST REGIONAL CHAMPIONSHIPS (1st), Bowling Green, Ky.
 3/23/1989 1/nr 1/15 N45 W 80-47 Virginia
 3/25/1989 1/7 1/7 N45 W 94-80 Long Beach St.

NCAA FINAL FOUR (1st), Tacoma, Wash.
 3/31/1989 1/5 1/3 N55 W 77-65 Maryland
 4/2/1989 1/2 1/2 N55 W 76-60 Auburn

* The Associated Press poll began ranking the top 25 teams prior to the 1989-90 season.

1989-90 (27-6, 8-1 SEC, 1st)

Final AP Ranking 4th
Final ESPN Ranking 5th
SEC Champions

Date	AP Rk	ESPN Rk	Site	W/L	Score	Opponent
11/13/1989			H	W-ex	97-54	Arvika (Sweden)
11/26/1989	1/nr	1/nr	H	W	112-39	Stetson
11/28/1989	1/nr	1/nr	H	W	81-55	Virginia Tech
12/1/1989	1/nr	1/nr	A	W	98-57	W. Michigan
12/3/1989	1/nr	1/nr	A	W	77-54	Notre Dame
12/6/1989	1/14	1/15	A	W	77-69	Maryland
12/9/1989	1/2	1/2	H	L	58-59	La. Tech
12/15/1989	2/3	2/3	A	L	71-85	Stanford
12/17/1989	2/nr	2/nr	A	W	77-55	UCLA
12/19/1989	4/8	4/8	A	L	58-62	Long Beach St.
12/22/1989	4/nr	4/nr	A	W	87-53	USC
1/2/1990	5/nr	7/nr	H	W	84-57	Illinois
1/4/1990	5/nr	5/nr	H	W	78-58	W. Kentucky
1/6/1990	5/22	5/21	H	W	81-61	Old Dominion
1/11/1990	5/nr	5/nr	A	W	88-69	Memphis St.

1/13/1990	5/nr	5/nr	A	W	63-57	Mississippi
1/20/1990	3/6	3/7	H	W	76-70	Texas
1/22/1990	3/nr	3/nr	A	W	76-60	Kentucky
1/25/1990	3/15	3/15	A	W	70-69	S. Carolina
1/28/1990	5/4	3/7	A	L	76-81	Georgia
2/3/1990	5/14	6/14	H	W	76-65	Auburn
2/5/1990	5/23	6/24	H	W	83-62	N. Illinois
2/7/1990	5/nr	5/nr	A	W	76-55	Mississippi St.
2/10/1990	5/14	5/14	H	W	86-60	Louisiana St.
2/14/1990	4/nr	4/nr	H	W	95-73	Fla. Atlantic
2/17/1990	4/nr	4/nr	H	W	75-42	Florida
2/22/1990	4/nr	4/nr	H	W	88-77	Vanderbilt
2/24/1990	4/nr	4/nr	H	W	80-65	Alabama

SEC TOURNAMENT (2nd), Albany, Ga.
 3/3/1990 3/nr 3/nr N51 W 81-56 Florida
 3/4/1990 3/6 3/6 N51 W 73-54 Georgia
 3/5/1990 3/11 3/11 N51 L 77-78 Auburn

NCAA SECOND ROUND, Knoxville, Tenn.
 3/18/1990 4/nr 4/nr H W 87-68 Old Dominion

NCAA EAST REGIONAL CHAMPIONSHIPS (2nd), Norfolk, Va.
 3/22/1990 4/nr 5/19 N32 W 80-62 Clemson
 3/24/1990 4/12 5/4 N32 L 75-79 (OT) Virginia

1990-91 (30-5, 6-3 SEC, 3rd)

Final AP Ranking 4th
Final ESPN Ranking 1st
NCAA Midwest Regional Champions
NCAA NATIONAL CHAMPIONS

Date	AP Rk	ESPN Rk	Site	W/L	Score	Opponent
11/21/1990			H	W-ex	96-64	A. in A.
11/25/1990	6/2	6/2	H	W	95-80	Stanford
12/1/1990	3/7	3/7	A	L	77-90	NC State
12/3/1990	6/nr	3/nr	A	W	64-54	Virginia Tech
12/6/1990	6/nr	6/nr	A	L	66-80	Vanderbilt
12/9/1990	6/23	6/23	H	W	82-71	Maryland
12/13/1990	10/nr	8/nr	A	W	77-64	Maine
12/16/1990	10/nr	8/nr	H	W	113-86	UCLA
12/21/1990	9/nr	8/nr	A	W	85-52	Illinois
12/29/1990	7/nr	7/nr	N58	W	85-69	Ohio State
12/30/1990	7/8	7/8	N58	W	84-77	Stanford
1/2/1991	5/nr	7/nr	H	W	91-63	Mississippi St.
1/6/1991	5/nr	5/nr	A	W	93-62	Old Dominion
1/9/1991	4/nr	3/nr	A	W	86-61	Alabama
1/12/1991	4/nr	3/nr	H	W	80-70	Kentucky
1/14/1991	2/nr	3/nr	H	W	80-54	Richmond
1/16/1991	2/nr	2/nr	A	W	71-70 (OT)	Florida
1/19/1991	2/10	2/10	A	L	65-70	Auburn
1/21/1991	4/10	2/11	A	W	79-77	Louisiana St.
1/24/1991	4/nr	4/nr	H	W	77-61	S. Carolina
1/26/1991	4/15	4/14	H	W	64-54	Mississippi
1/28/1991	3/4	4/5	H	L	74-81	Georgia
2/2/1991	3/nr	3/nr	H	W	94-67	Tennessee Tech
2/5/1991	5/nr	5/nr	A	W	77-74	Louisiana Tech
2/9/1991	5/20	5/19	H	W	88-71	Notre Dame
2/13/1991	4/nr	4/nr	H	W	105-43	DePaul
2/21/1991	4/nr	4/nr	H	W	93-46	Memphis St.
2/23/1991	4/15	4/15	A	W	64-55	Texas

SEC TOURNAMENT (2nd), Albany, Ga.
 3/2/1991 4/nr 4/nr N51 W 62-60 Vanderbilt
 3/3/1991 4/5 4/5 N51 W 70-62 Auburn
 3/4/1991 3/10 4/12 N51 L 75-80 Louisiana St.

NCAA SECOND ROUND, Knoxville, Tenn.
 3/17/1991 4/nr 3/nr H W 55-47 SW Missouri St.

NCAA MIDEAST REGIONAL CHAMPIONSHIPS (1st), Knoxville, Tenn.
 3/21/1991 4/10 3/11 H W 68-61 W. Kentucky
 3/23/1991 4/6 3/6 H W 69-65 Auburn

NCAA FINAL FOUR (1st), New Orleans, La.
 3/30/1991 4/11 3/10 N59 W 68-60 Stanford
 3/31/1991 4/2 3/2 N59 W 70-67 (OT) Virginia

YEAR-BY-YEAR RESULTS

1991-92 (28-3, 10-1 SEC, 2nd)

Final AP Ranking 2nd

Final ESPN Ranking 5th

SEC Tournament Champions

Date	AP Rk	ESPN Rk	Site	W/L	Score	Opponent
11/18/1991			H	W-ex	96-63	Mexican Nat.
11/22/1991	1/21	1/nr	H	W	90-70	La. Tech
11/24/1991	1/nr	1/nr	H	W	86-71	Maine
12/2/1991	1/nr	1/nr	A	W	79-56	UNC-Charlotte
12/14/1991	1/3	1/3	A	L	95-96 (OT)	Stanford
12/16/1991	3/nr	1/nr	A	W	73-71	Santa Clara
12/19/1991	3/19	3/19	N60	W	86-72	Texas
12/28/1991	3/7	3/7	H61	W	82-81	Penn State

(British Tour)

1/2/1992	N62	W-ex	98-44			Copenhagen (Den.)
1/4/1992	N62	W-ex	70-65			Solna (Sweden)
1/5/1992	N62	L-ex	82-84			Minsk (Belarus)

(Regular Season Contests)

1/8/1992	3/22	3/22	H	W	85-69	Louisiana St.
1/10/1992	3/nr	3/nr	A	W	70-62	DePaul
1/12/1992	2/nr	3/nr	A	W	85-82	Notre Dame
1/15/1992	2/nr	2/nr	A	W	78-58	South Carolina
1/18/1992	2/10	2/9	A	L	78-80 (OT)	Mississippi
1/21/1992	4/nr	4/nr	H	W	108-26	FAU
1/24/1992	4/nr	4/nr	A	W	78-61	N. Illinois
1/26/1992	4/24	4/24	H	W	82-72	Alabama
1/30/1992	4/nr	4/nr	H	W	69-54	Auburn
2/2/1992	4/13	4/11	H	W	70-53	Vanderbilt
2/4/1992	4/nr	4/nr	H	W	75-59	Old Dominion
2/8/1992	4/nr	4/nr	A	W	77-52	Kentucky
2/10/1992	3/nr	4/nr	H	W	100-72	Youngstown St.
2/12/1992	3/nr	3/nr	A	W	78-56	Mississippi St.
2/15/1992	3/nr	3/nr	A	W	55-51	Georgia
2/19/1992	2/nr	2/nr	A	W	118-59	Memphis St.
2/22/1992	2/nr	2/nr	H	W	90-69	Florida
2/25/1992	2/24	2/24	H	W	86-68	Texas
2/29/1992	2/nr	2/nr	H	W	105-59	Arkansas

SEC TOURNAMENT (1st), Albany, Ga.

3/7/1992	2/nr	2/nr	N51	W	70-65	Louisiana St.
3/8/1992	2/nr	2/nr	N51	W	94-80	Kentucky
3/9/1992	2/24	2/nr	N51	W	73-66	Georgia

NCAA SECOND ROUND, Knoxville, Tenn.

3/21/1992	2/nr	2/nr	H	W	97-56	Rutgers
-----------	------	------	---	---	-------	---------

NCAA MIDEAST REGIONAL CHAMP. (3rd), West Lafayette, Ind.

3/26/1992	2/15	2/15	N63	L	70-75	W. Kentucky
-----------	------	------	-----	---	-------	-------------

1992-93 (29-3, 11-0 SEC, 1st)

Final AP Ranking 2nd

Final ESPN Ranking 5th

SEC Champions

Date	AP Rk	ESPN Rk	Site	W/L	Score	Opponent
11/22/1992			H	L-ex	68-70	A. in A.
11/30/1992			H	W-ex	84-70	MTK Budapest
12/4/1992	2/nr	2/nr	N56	W	69-60	Oklahoma St.
12/5/1992	2/8	2/8	N56	W	94-71	S.F. Austin
12/6/1992	2/1	2/1	N56	W	74-73 (OT)	Stanford
12/9/1992	1/nr	1/nr	H	W	89-45	UNC-Charlotte
12/18/1992	1/11	1/11	A	W	83-76	La. Tech
12/21/1992	1/2	1/2	H	W	84-79	Stanford
12/29/1992	1/nr	1/nr	N64	W	73-53	G. Washington
12/30/1992	1/6	1/6	A64	L	72-77	Maryland
1/2/1993	1/nr	1/nr	A	W	68-60	Old Dominion
1/4/1993	1/nr	1/nr	H	W	79-48	Notre Dame
1/7/1993	2/nr	2/nr	A	W	95-61	Louisiana St.
1/9/1993	2/nr	2/nr	H	W	109-62	Mississippi St.
1/12/1993	2/9	2/8	A	W	70-59	Auburn
1/16/1993	2/nr	2/nr	H	W	64-53	Mississippi
1/19/1993	2/nr	2/nr	H	W	93-74	Rutgers
1/21/1993	2/21	2/21	H	W	60-48	DePaul
1/23/1993	2/nr	2/nr	A	W	86-74	Alabama
1/25/1993	2/nr	2/nr	H	W	93-50	Providence
1/30/1993	2/1	2/1	A	W	73-68	Vanderbilt
2/2/1993	1/13	1/13	A	W	72-58	Texas

2/6/1993	1/25	1/23	H	W	85-61	Kentucky
2/9/1993	1/nr	1/nr	A	W	78-54	Youngstown St.
2/14/1993	1/nr	1/nr	H	W	71-68	Georgia
2/16/1993	1/nr	1/nr	H	W	90-46	Memphis St.
2/18/1993	1/nr	1/nr	H	W	100-57	S. Carolina
2/21/1993	1/nr	1/nr	A	W	88-75	Florida
2/24/1993	1/nr	1/nr	A	W	95-58	E. Kentucky
2/27/1993	1/nr	1/nr	A	W	72-55	Arkansas

SEC TOURNAMENT (5th), Chattanooga, Tenn.

3/6/1993	1/nr	2/21	N65	L	72-73	Georgia
----------	------	------	-----	---	-------	---------

NCAA SECOND ROUND, Knoxville, Tenn.

3/20/1993	2/nr	2/nr	H	W	89-66	Northwestern
-----------	------	------	---	---	-------	--------------

NCAA MIDEAST REGIONAL CHAMPIONSHIPS (2nd), Iowa City, Iowa

3/25/1993	2/17	2/18	N48	W	74-54	N. Carolina
3/27/1993	2/4	2/4	A48	L	56-72	Iowa

1993-94 (31-2, 11-0 SEC, 1st)

Final AP Ranking 1st

Final ESPN Ranking 5th

SEC Champions

SEC Tournament Champions

Date	AP Rk	ESPN Rk	Site	W/L	Score	Opponent
11/18/1993			H	W-ex	76-73	A. in A.
11/21/1993	1/8	1/14	N66	W	80-45	Ohio State
11/23/1993			H	W-ex	89-75	Bulgarian Nat.
11/28/1993	1/nr	1/nr	H	W	82-66	Montana
12/3/1993	1/9	1/8	A	W	81-75	Stanford
12/7/1993	1/nr	1/nr	A	W	65-63	Arizona
12/12/1993	1/23	1/23	H	W	64-48	Maryland
12/18/1993	1/nr	1/nr	H	W	84-69	Florida
12/20/1993	1/7	1/7	H	W	86-82 (OT)	Colorado
12/22/1993	1/10	1/10	H	W	94-60	La. Tech
12/30/1993	1/nr	1/nr	A	W	79-65	Memphis St.
1/2/1994	1/nr	1/nr	H	W	89-67	Arkansas
1/7/1994	1/nr	1/nr	A	W	105-70	Notre Dame
1/9/1994	1/nr	1/nr	H	W	91-69	Louisiana St.
1/13/1994	1/nr	1/nr	H	W	90-49	Old Dominion
1/15/1994	1/21	1/20	H	W	58-46	Auburn
1/17/1994	1/nr	1/nr	A	L	77-87	Rutgers
1/20/1994	1/nr	1/nr	H	W	88-51	Virginia Tech
1/22/1994	1/nr	1/nr	A	W	82-62	Mississippi St.
1/25/1994	2/nr	2/nr	H	W	94-60	Texas
1/29/1994	2/nr	2/nr	A	W	66-56	DePaul
1/31/1994	2/9	2/10	A	W	84-82	Vanderbilt
2/5/1994	2/15	2/15	H	W	85-69	Alabama
2/8/1994	2/nr	2/nr	A	W	91-75	S. Carolina
2/11/1994	2/nr	2/nr	A	W	83-73	Providence
2/13/1994	2/12	2/11	H	W	79-57	Vanderbilt
2/16/1994	1/nr	1/24	A	W	70-60	Mississippi
2/18/1994	1/nr	1/nr	A	W	95-89 (OT)	Kentucky
2/27/1994	1/nr	1/nr	A	W	75-59	Georgia

SEC TOURNAMENT (1st), Chattanooga, Tenn.

3/5/1994	1/nr	1/nr	N65	W	86-72	Georgia
3/6/1994	1/16	1/15	N65	W	72-56	Alabama
3/7/1994	1/13	1/13	N65	W	82-57	Vanderbilt

NCAA FIRST ROUND, Knoxville, Tenn.

3/16/1994	1/nr	1/nr	H	W	111-37	North Carolina A&T
-----------	------	------	---	---	--------	--------------------

NCAA SECOND ROUND, Knoxville, Tenn.

3/19/1994	1/nr	1/nr	H	W	78-66	Clemson
-----------	------	------	---	---	-------	---------

NCAA MIDEAST REGIONAL CHAMPIONSHIPS (3rd), Fayetteville, Ark.

3/24/1994	1/6	1/7	N67	L	68-71	La. Tech
-----------	-----	-----	-----	---	-------	----------

1994-95 (34-3, 11-0 SEC, 1st)

Final AP Ranking 3rd

Final ESPN Ranking 2nd

SEC Champions

2nd NCAA National Championships

Date	AP Rk	ESPN Rk	Site	W/L	Score	Opponent
11/17/1994			H	W-ex	78-65	A. in A.
11/20/1994	1/3	1/2	N66	W	69-62	La. Tech
11/22/1994			H	W-ex	106-57	Australian Inst.
11/26/1994	1/nr	1/nr	H	W	95-66	Memphis
12/1/1994	1/2	1/2	H	W	105-69	Stanford

GENERAL

STAFF

PLAYERS

REVIEW

HISTORY

FACILITIES

NCAA

SEC

RECORDS

MEDIA INFO



YEAR-BY-YEAR RESULTS

12/4/1994	1/nr	1/nr	A	W	95-29	Maryland
12/6/1994	1/15	1/13	H	W	81-63	Purdue
12/9/1994	1/12	1/12	N68	W	84-73	Virginia
12/10/1994	1/7	1/6	N68	W	78-74	Penn State
12/17/1994	1/8	1/8	A	W	78-72	Colorado
12/19/1994	1/nr	1/nr	A	W	66-61	Montana
12/28/1994	1/nr	1/nr	A	W	66-54	Texas
12/31/1994	1/8	1/9	A	W	72-70	Vanderbilt
1/2/1995	1/nr	1/nr	H	W	109-57	Arizona
1/7/1995	1/nr	1/nr	A	W	102-68	Louisiana St.
1/9/1995	1/3	1/3	A	W	62-56	La. Tech
1/12/1995	1/nr	1/nr	H	W	72-55	S. Carolina
1/14/1995	1/nr	1/nr	A	W	68-43	Auburn
1/16/1995	1/2	1/2	A	L	66-77	Connecticut
1/21/1995	2/nr	2/nr	H	W	81-58	Mississippi St.
1/24/1995	2/nr	2/nr	A	W	77-54	Old Dominion
1/29/1995	2/16	2/15	H	W	83-48	Mississippi
2/1/1995	2/14	2/15	A	W	76-69	Florida
2/5/1995	2/16	2/13	A	W	95-44	Alabama
2/7/1995	2/20	2/23	A	W	87-67	Arkansas
2/12/1995	2/7	2/7	H	W	75-55	Vanderbilt
2/14/1995	2/nr	2/nr	H	W	85-54	DePaul
2/19/1995	2/nr	2/nr	H	W	67-41	Kentucky
2/22/1995	2/nr	2/nr	A	W	66-33	Virginia Tech
2/25/1995	2/9	2/9	H	W	83-61	Georgia

SEC TOURNAMENT (2nd), Chattanooga, Tenn.

3/4/1995	2/nr	2/nr	N65	W	74-62	Kentucky
3/5/1995	2/16	2/15	N65	W	84-70	Alabama
3/6/1995	2/9	2/11	N65	L	61-67	Vanderbilt

NCAA SUB-REGIONAL, Knoxville, Tenn.

3/16/1995	3/nr	2/nr	H	W	96-59	Florida A&M
3/18/1995	3/nr	2/nr	H	W	70-44	Florida Int'l

NCAA MIDEAST REGIONAL CHAMPIONSHIPS (1st), Knoxville, Tenn.

3/23/1995	3/9	2/7	H	W	87-65	W. Kentucky
3/25/1995	3/5	2/6	H	W	80-59	Texas Tech

NCAA FINAL FOUR (2nd), Minneapolis, Minn.

4/1/1995	3/12	2/12	N16	W	73-51	Georgia
4/2/1995	3/1	2/1	N16	L	64-70	Connecticut

1995-96 (32-4, 9-2 SEC, 2nd)

Final AP Ranking 4th

Final ESPN Ranking 1st

SEC Champions

NCAA NATIONAL CHAMPIONS

Date	AP Rk	ESPN RkSite	W/L	Score	Opponent	
11/11/1995			H	W-ex	85-49	Lithuania
11/19/1995	6/3	6/2	H69	W	78-51	Virginia
11/22/1995			H	L-ex	58-82	U.S. National
11/25/1995	4/nr	2/nr	H	W	75-54	St. Joseph's
11/27/1995	3/10	2/14	H	W	81-54	Texas Tech
12/1/1995	3/nr	2/nr	N70	W	77-42	UAB
12/2/1995	3/7	2/5	N70	W	81-63	Purdue
12/3/1995	3/12	2/12	N70	W	79-67	Penn State
12/8/1995	2/10	2/10	A71	W	82-68	Purdue
12/10/1995	2/nr	2/nr	H	W	83-67	Texas
12/16/1995	2/9	2/9	A	L	72-90	Stanford
12/20/1995	4/nr	4/nr	A	W	76-68	DePaul
12/31/1995	5/nr	4/nr	A	W	84-63	Memphis
1/2/1996	4/21	4/18	H	W	87-67	Florida
1/6/1996	4/2	4/2	H	L	53-59	Connecticut
1/8/1996	4/7	4/9	A	L	71-77	Georgia
1/11/1996	4/15	5/15	H	W	69-47	Old Dominion
1/14/1996	4/nr	5/nr	A	W	60-45	Kentucky
1/17/1996	6/20	5/20	H	W	78-66	Arkansas
1/19/1996	6/2	5/2	H	W	85-82	Vanderbilt
1/22/1996	4/1	5/1	H	W	77-72	La. Tech
1/28/1996	4/18	5/17	H	W	81-69	Alabama
2/4/1996	3/20	3/25	A	L	72-78	Mississippi
2/8/1996	6/8	6/11	A	W	72-61	Wisconsin
2/10/1996	6/nr	6/nr	A	W	92-76	Mississippi St.
2/15/1996	5/nr	5/nr	A	W	79-73	OT S. Carolina
2/18/1996	5/20	5/18	H	W	72-67	OT Auburn
2/22/1996	5/nr	5/nr	H	W	88-75	Louisiana St.

2/25/1996	5/10	5/9	A	W	79-71	Vanderbilt
-----------	------	-----	---	---	-------	------------

SEC TOURNAMENT (1st), Chattanooga, Tenn.

3/2/1996	5/23	5/24	N65	W	73-51	Mississippi
3/3/1996	5/18	5/16	N65	W	74-63	Florida
3/4/1996	4/10	4/10	N65	W	64-60	Alabama

NCAA SUB-REGIONAL, Knoxville, Tenn.

3/16/1996	4/nr	4/nr	H	W	97-56	Radford
3/18/1996	4/nr	4/nr	H	W	97-65	Ohio State

NCAA EAST REGIONAL CHAMPIONSHIPS (1st), Charlottesville, Va.

3/23/1996	4/20	4/22	N72	W	92-71	Kansas
3/25/1996	4/11	4/10	A72	W	52-46	Virginia

NCAA FINAL FOUR (1st), Charlotte, N.C.

3/29/1996	4/2	4/3	N73	W	88-83	OT Connecticut
3/31/1996	4/5	4/5	N73	W	83-65	Georgia

1996-97 (29-10, 8-4 SEC, 5th)

Final AP Ranking 10th

Final ESPN Ranking 1st

NCAA NATIONAL CHAMPIONS

Date	AP Rk	ESPN RkSite	W/L	Score	Opponent	
11/15/1996	4/nr	4/nr	H74	W	80-59	Austin Peay
11/17/1996	4/12	4/13	H74	W	79-60	Kansas
11/19/1996	3/14	2/17	N75	W	72-59	Notre Dame
11/20/1996	3/11	2/8	N75	L	64-66	La. Tech
11/23/1996	3/nr	2/nr	N76	W	83-68	Marquette
11/24/1996	3/nr	2/nr	A76	W	87-58	Vermont
11/26/1996	5/nr	5/nr	H	W	71-36	Wisc.-Green Bay
12/3/1996	4/nr	4/nr	H	W	79-63	Memphis
12/8/1996	4/5	4/5	H	L	95-94	OT Georgia
12/15/1996	5/1	5/1	H	L	65-82	Stanford
12/18/1996	6/11	6/10	A	W	79-71	Texas Tech
12/21/1996	6/13	6/16	A	W	68-65	OT Texas
12/29/1996	6/22	6/24	A	L	75-77	Arkansas
1/2/1997	8/nr	8/nr	A	W	64-52	St. Joseph's
1/5/1997	8/1	8/1	A77	L	57-72	Connecticut
1/7/1997	9/2	9/4	A	L	72-83	Old Dominion
1/12/1997	9/nr	9/nr	H	W	84-61	Kentucky
1/17/1997	9/nr	9/nr	H	W	72-60	Purdue
1/19/1997	9/7	9/7	A	W	92-79	OT Vanderbilt
1/21/1997	8/19	9/nr	A	L	62-71	Florida
1/26/1997	8/4	9/4	A	W	63-60	Alabama
1/28/1997	9/nr	9/nr	H	W	94-83	DePaul
2/2/1997	9/nr	9/nr	H	W	74-72	Mississippi
2/4/1997	9/23	9/16	H	W	78-74	Wisconsin
2/9/1997	9/nr	9/nr	H	W	104-39	Mississippi St.
2/11/1997	8/nr	9/nr	H	W	90-59	S. Carolina
2/15/1997	8/nr	9/nr	A	W	76-63	Auburn
2/17/1997	8/15	8/13	H	W	64-59	Vanderbilt
2/22/1997	8/13	8/13	A	L	78-83	Louisiana St.
2/24/1997	8/6	11/5	A	L	80-98	La. Tech

SEC TOURNAMENT (3rd), Chattanooga, Tenn.

2/28/1997	8/nr	11/nr	N65	W	75-48	S. Carolina
3/1/1997	8/9	11/9	N65	W	100-99	OT Louisiana St.
3/2/1997	8/nr	11/nr	N65	L	59-61	Auburn

NCAA SUB-REGIONAL, Knoxville, Tenn.

3/15/1997	10/nr	11/nr	H	W	91-54	Grambling St.
3/17/1997	10/nr	11/nr	H	W	76-59	Oregon

NCAA MIDWEST REGIONAL CHAMPIONSHIPS (1st), Iowa City, Iowa

3/22/1997	10/18	11/21	N48	W	75-67	Colorado
3/24/1997	10/1	11/1	N48	W	91-81	Connecticut

NCAA FINAL FOUR (1st), Cincinnati, Ohio

3/28/1997	10/15	11/14	N78	W	80-66	Notre Dame
3/30/1997	10/2	11/3	N78	W	68-59	Old Dominion

1997-98 (39-0, 14-0, 1st)

Final AP Ranking 1st

Final ESPN Ranking 1st

SEC Champions

SEC Tournament Champions

NCAA NATIONAL CHAMPIONS

Date	AP Rk	ESPN RkSite	W/L	Score	Opponent	
11/4/1997			H	W-ex	111-54	Armed Forces
11/18/1997	1/nr	1/nr	H	W	92-54	Mississippi

YEAR-BY-YEAR RESULTS

11/21/1997	1/2	1/2	H	W	75-61	La. Tech
11/23/1997	1/nr	1/nr	A	W	73-32	UT-Martin
11/25/1997	1/nr	1/nr	H	W	92-52	Vermont
11/29/1997	1/11	1/10	N79	W	88-70	Stanford
11/30/1997	1/nr	1/nr	A	W	74-51	Portland
12/3/1997	1/nr	1/nr	H	W	98-64	Texas
12/6/1997	1/nr	1/nr	N80	W	93-61	George Mason
12/7/1997	1/nr	1/nr	A	W	78-28	Manhattan
12/12/1997	1/5	1/5	H61	W	78-68	Illinois
12/18/1997	1/nr	1/nr	N81	W	98-63	Akron
12/19/1997	1/nr	1/nr	N81	W	105-81	Texas A&M
12/20/1997	1/9	1/10	N81	W	87-66	Wisconsin
1/1/1998	1/25	1/nr	H	W	88-58	Arkansas
1/3/1998	1/3	1/3	H	W	84-69	Connecticut
1/6/1998	1/nr	1/nr	A	W	94-52	S. Carolina
1/10/1998	1/12	1/14	H	W	99-60	Florida
1/14/1998	1/19	1/19	A	W	96-71	Georgia
1/18/1998	1/nr	1/nr	A	W	93-65	Kentucky
1/20/1998	1/nr	1/nr	A	W	125-46	DePaul
1/25/1998	1/9	1/8	H	W	86-54	Vanderbilt
1/28/1998	1/17	1/17	H	W	102-43	Georgia
2/1/1998	1/nr	1/nr	H	W	73-66	Alabama
2/4/1998	1/nr	1/nr	A	W	91-45	Mississippi
2/7/1998	1/3	1/3	H	W	85-61	Old Dominion
2/9/1998	1/nr	1/nr	A	W	74-52	Mississippi St.
2/12/1998	1/nr	1/nr	A	W	91-65	Memphis
2/14/1998	1/nr	1/nr	H	W	79-63	Auburn
2/16/1998	1/14	1/16	A	W	91-60	Vanderbilt
2/22/1998	1/nr	1/nr	H	W	90-58	Louisiana St.
SEC TOURNAMENT (1st), Columbus, Ga.						
2/27/1998	1/nr	1/nr	N82	W	88-60	Mississippi St.
2/28/1998	1/14	1/13	N82	W	106-45	Vanderbilt
3/1/1998	1/20	1/19	N82	W	67-63	Alabama
NCAA SUB-REGIONAL, Knoxville, Tenn.						
3/14/1998	1/nr	1/nr	H	W	102-58	Liberty
3/16/1998	1/15	1/18	H	W	82-62	W. Kentucky
NCAA MIDEAST REGIONAL CHAMPIONSHIPS (1st), Nashville, Tenn.						
3/21/1998	1/nr	1/nr	N83	W	92-60	Rutgers
3/23/1998	1/7	1/7	N83	W	76-70	N. Carolina
NCAA FINAL FOUR (1st), Kansas City, Mo.						
3/27/1998	1/nr	1/nr	N84	W	86-58	Arkansas
3/29/1998	1/4	1/4	N84	W	93-75	La. Tech

1998-99 (31-3, 13-1 SEC, 1st)

Final AP Ranking 2nd

Final ESPN Ranking 4th

SEC Champions

SEC Tournament Champions

2nd NCAA East Regional

Date	AP Rk	ESPN RkSite	W/L	Score	Opponent	
11/8/1998			H	W-ex	100-60	Visby (Sweden)
11/13/1998	1/nr	1/nr	H	W	94-57	Portland
11/15/1998	1/5	1/5	A85	L	68-78	Purdue
11/16/1998	4/nr	1/nr	H	W	108-63	St. Joseph's
11/28/1998	3/nr	3/nr	A	W	86-65	Texas
11/30/1998	3/2	3/2	A	W	92-73	La. Tech
12/3/1998	3/nr	3/nr	H	W	89-47	DePaul
12/6/1998	3/16	3/16	N86	W	74-60	Duke
12/17/1998	2/nr	2/nr	A	W	82-62	Arkansas
12/19/1998	2/nr	2/nr	H	W	98-62	Stanford
12/21/1998	2/8	2/8	H	W	100-77	UCLA
12/29/1998	2/nr	2/nr	A	W	92-51	Mississippi
1/3/1999	2/15	2/13	N87	W	68-54	Rutgers
1/7/1999	2/nr	2/nr	H	W	87-58	S. Carolina
1/10/1999	2/1	2/1	A	W	92-81	Connecticut
1/14/1999	1/4	1/4	H	W	102-69	Georgia
1/17/1999	1/nr	1/nr	H	W	98-60	Kentucky
1/19/1999	1/12	1/11	A	W	77-61	Old Dominion
1/21/1999	1/21	1/19	A	W	77-64	Florida
1/28/1999	1/4	1/4	A	W	95-79	Georgia
1/31/1999	1/23	1/21	A	W	85-73	Alabama
2/4/1999	1/nr	1/nr	H	W	96-58	Mississippi
2/6/1999	1/nr	1/nr	H	W	94-53	Mississippi St.

2/7/1999	1/nr	1/nr	A	W	66-60	Vanderbilt
2/14/1999	1/17	1/21	A	W	71-63	Auburn
2/16/1999	1/nr	1/nr	H	W	113-39	Memphis
2/18/1999	1/nr	1/nr	H	W	89-53	Vanderbilt
2/21/1999	1/24	1/24	A	L	69-72	Louisiana St.

SEC TOURNAMENT (1st), Chattanooga, Tenn.

2/26/1999	2/nr	2/nr	N65	W	92-80	Florida
2/27/1999	2/24	2/nr	N65	W	80-69	Alabama
2/28/1999	2/14	2/12	N65	W	85-69	Georgia

NCAA SUB-REGIONAL, Knoxville, Tenn.

3/13/1999	2/nr	2/nr	H	W	113-54	Appalachian St.
3/15/1999	2/nr	2/nr	H	W	89-62	Boston College

NCAA EAST REGIONAL CHAMPIONSHIPS (2nd), Greensboro, N.C.

3/20/1999	2/13	2/15	N25	W	68-52	Virginia Tech
3/22/1999	2/10	2/11	N25	L	63-69	Duke

1999-2000 (33-4, 13-1 SEC, 1st)

Final AP Ranking: 2nd

Final ESPN Ranking 2nd

SEC Champions

SEC Tournament Champions

2nd NCAA National Championships

Date	AP Rk	ESPN RkSite	W/L	Score	Opponent
(Europe Tour)					
8/15/1999	A88	W-ex	71-68		Valenciennes-Orchies (France)
8/17/1999	A89	W-ex	104-37		Wetzikon BBC (Switzerland)
8/19/1999	A90	W-ex	126-50		Martigny BBC (Switzerland)
8/20/1999	A91	W-ex	66-57		Aix-En-Provence (France)
8/22/1999	A92	W-ex	114-45		Roque-Bruen (France)

11/2/1999			H	W-ex	82-63	FTC/Diego Budapest
11/7/1999			H	W-ex	65-64	U.S. National
11/14/1999	2/6	2/6	H69	L	64-69	La. Tech
11/19/1999	5/nr	2/nr	H	W	133-60	UT-Martin
11/26/1999	5/23	5/22	A	W	79-73	Stanford
11/28/1999	5/4	5/4	A	W	88-77	UCLA
12/2/1999	3/17	3/17	H	W	72-66	Purdue
12/5/1999	3/25	3/nr	A	W	85-62	Wisconsin
12/7/1999	2/nr	2/nr	A	W	92-69	Memphis
12/17/1999	2/nr	2/nr	A	W	100-66	DePaul
12/19/1999	2/nr	2/nr	A	W	82-59	St. Joseph's
12/30/1999	2/25	2/nr	H	W	106-76	Texas
1/3/2000	2/21	2/19	H	W	113-55	Old Dominion
1/6/2000	2/16	2/21	A	W	86-50	Louisiana St.
1/8/2000	2/1	2/1	H	L	67-74	Connecticut
1/10/2000	2/nr	2/nr	H	W	79-69	Arkansas
1/14/2000	2/nr	2/nr	A	W	92-76	South Carolina
1/17/2000	2/7	2/7	A	L	51-78	Georgia
1/23/2000	2/nr	2/nr	A	W	71-65	Kentucky
1/29/2000	4/8	4/8	N93	W	83-63	NC State
1/30/2000	4/nr	4/nr	H	W	77-48	Kentucky
2/2/2000	4/1	4/1	A	W	72-71	Connecticut
2/4/2000	4/nr	4/nr	H	W	78-52	Vanderbilt
2/6/2000	4/nr	4/nr	H	W	65-47	Alabama
2/10/2000	2/nr	3/nr	A	W	70-49	Mississippi
2/13/2000	2/nr	3/nr	H	W	97-78	Florida
2/17/2000	2/22	3/18	A	W	79-75	Mississippi St.
2/20/2000	2/9	3/9	H	W	80-48	Louisiana St.
2/24/2000	2/nr	3/nr	A	W	59-57	Vanderbilt
2/27/2000	2/11	3/14	H	W	76-61	Auburn

SEC TOURNAMENT (1st), Chattanooga, Tenn.

3/3/2000	2/nr	3/nr	N65	W	91-79	Florida
3/4/2000	2/nr	3/nr	N65	W	61-53	Vanderbilt
3/5/2000	2/17	3/19	N65	W	70-67	Mississippi St.

NCAA SUB-REGIONAL, Knoxville, Tenn.

3/18/2000	2/nr	2/nr	H	W	90-38	Furman
3/20/2000	2/21	2/20	H	W	75-60	Arizona

NCAA MIDEAST REGIONAL CHAMPIONSHIPS (1st), Memphis, Tenn.

3/25/2000	2/19	2/19	N94	W	77-56	Virginia
3/27/2000	2/11	2/11	N94	W	57-44	Texas Tech

NCAA FINAL FOUR (2nd), Philadelphia, Pa.

3/31/2000	2/8	2/8	N95	W	64-54	Rutgers
4/2/2000	2/1	2/1	N95	L	52-71	Connecticut

GENERAL

STAFF

PLAYERS

REVIEW

HISTORY

FACILITIES

NCAA

SEC

RECORDS

MEDIA INFO



YEAR-BY-YEAR RESULTS

2000-01 (31-3, 14-0 SEC, 1st)

Final AP Ranking 3rd					
Final ESPN Ranking 5th					
SEC Champions					
Date	AP Rk	ESPN RkSite	W/L	Score	Opponent
11/5/2000			H	W-ex	144-52 Dynamo Kiev
11/16/2000			H	W-ex	108-78 A. in A.
11/18/2000	2/nr	2/nr	H	W	94-52 DePaul
11/24/2000	2/nr	2/nr	N96	W	86-58 Clemson
11/25/2000	2/21	2/21	N96	W	111-62 Illinois
11/27/2000	2/nr	2/nr	A	W	83-61 TCU
12/3/2000	2/18	2/nr	H	W	90-66 Wisconsin
12/6/2000	2/nr	2/nr	H	W	72-57 Boston College
12/10/2000	2/12	2/10	A	W	70-62 La. Tech
12/15/2000	2/nr	2/nr	H	W	98-60 Memphis
12/17/2000	2/15	2/22	H	W	63-58 Stanford
12/22/2000	2/15	2/22	A	W	67-59 Texas
12/27/2000	2/nr	2/nr	N97	W	67-63 Arizona State
12/30/2000	2/1	2/1	A77	L	76-81 Connecticut
1/2/2001	2/9	2/10	N87	W	58-51 Rutgers
1/4/2001	2/11	2/11	H	W	89-70 Louisiana St.
1/7/2001	2/nr	2/nr	A	W	76-61 Arkansas
1/11/2001	2/nr	2/nr	H	W	99-45 S. Carolina
1/15/2001	2/21	2/21	H	W	66-59 Mississippi St.
1/18/2001	2/4	2/4	H	W	85-69 Georgia
1/21/2001	2/nr	2/nr	A	W	110-38 Kentucky
1/23/2001	3/16	3/17	A	W	70-64 Vanderbilt
1/27/2001	3/nr	3/nr	H	W	83-39 Kentucky
1/28/2001	3/nr	3/nr	A	W	87-70 Old Dominion
2/1/2001	3/2	3/2	H	W	92-88 Connecticut
2/4/2001	3/nr	3/nr	A	W	97-75 Alabama
2/8/2001	2/nr	2/nr	H	W	119-52 Mississippi
2/11/2001	2/6	2/9	A	W	103-73 Florida
2/18/2001	2/13	2/12	A	W	75-73 Louisiana St.
2/22/2001	1/18	1/17	H	W	70-66 Vanderbilt
2/25/2001	1/nr	1/nr	A	W	63-49 Auburn
SEC TOURNAMENT (3rd), Memphis, Tenn.					
3/2/2001	1/nr	1/nr	N94	W	82-52 Alabama
3/3/2001	1/15	1/15	N94	L	74-77 Vanderbilt
NCAA SUB-REGIONAL, Knoxville, Tenn.					
3/16/2001	3/nr	3/nr	H	W	80-38 Austin Peay
3/18/2001	3/nr	3/nr	H	W	92-75 St. Mary's (CA)
NCAA MIDEAST REGIONAL CHAMPIONSHIPS (3rd), Birmingham, Ala.					
3/24/2001	3/12	3/11	N98	L	65-80 Xavier

2001-02 (29-5, 13-1 SEC, 1st)

Final AP Ranking 6th					
Final ESPN Ranking 3rd					
SEC Champions					
3rd NCAA National Championships					
Date	AP Rk	ESPN RkSite	W/L	Score	Opponent
11/4/2001			H	W-ex	108-69 Remus Austria
11/16/2001	2/nr	2/nr	A	W	97-57 Chattanooga
11/18/2001	2/nr	2/nr	H	W	106-66 USC
11/23/2001	2/5	2/5	H	W	90-75 La. Tech
11/27/2001	2/22	2/21	A	W	88-57 G. Washington
12/2/2001	2/8	2/9	N99	W	93-56 NC State
12/5/2001	2/nr	2/nr	A	W	75-66 Boston College
12/16/2001	2/6	2/5	A	W	68-62 Stanford
12/19/2001	2/nr	2/nr	A	W	80-66 DePaul
12/27/2001	2/9	2/9	N100	W	89-68 Duke
12/29/2001	2/nr	2/nr	A	W	92-66 Memphis
1/3/2002	2/15	2/16	A	W	88-64 Florida
1/5/2002	2/1	2/1	H	L	72-86 Connecticut
1/8/2002	2/25	3/nr	H	W	74-62 Old Dominion
1/10/2002	2/19	3/22	H	W	71-50 Auburn
1/13/2002	2/nr	3/nr	H	W	79-67 Louisiana St.
1/17/2002	2/8	3/8	A	W	80-61 S. Carolina
1/20/2002	2/nr	3/nr	H	W	82-57 Alabama
1/27/2002	2/22	2/22	A	W	66-53 Auburn
1/31/2002	2/12	2/15	H	W	86-66 Florida
2/2/2002	2/8	2/6	A	L	59-76 Vanderbilt
2/7/2002	3/nr	4/nr	H	W	93-65 Arkansas

2/10/2002	3/22	4/21	A	W	52-50 Georgia
2/12/2002	3/18	4/17	H	L	66-69 Texas
2/14/2002	3/nr	4/nr	A	W	80-78 Mississippi St.
2/16/2002	3/6	4/6	H	W	75-68 Vanderbilt
2/21/2002	4/nr	4/nr	A	W	86-69 Mississippi
2/24/2002	4/nr	4/nr	H	W	89-64 Kentucky
SEC TOURNAMENT (3rd), Nashville, Tenn.					
3/1/2002	3/24	3/24	N101	W	81-67 Georgia
3/2/2002	3/nr	3/nr	N101	L	80-81 Louisiana St.
NCAA FIRST AND SECOND ROUNDS, Knoxville, Tenn.					
3/15/2002	6/nr	6/nr	H	W	98-68 Georgia State
3/17/2002	6/nr	6/nr	H	W	89-50 Notre Dame
NCAA MIDWEST REGIONAL CHAMPIONSHIPS (1st), Ames, Iowa					
3/23/2002	6/nr	6/nr	N102	W	68-57 Brigham Young
3/25/2002	6/4	6/4	N102	W	68-63 Vanderbilt
NCAA FINAL FOUR (3rd), San Antonio, Texas					
3/29/2002	6/1	6/1	N103	L	56-79 Connecticut

2002-03 (33-5, 14-0 SEC, 1st)

Final AP Ranking 4th					
Final ESPN Ranking 2nd					
SEC Champions					
2nd NCAA National Championships					
Date	AP Rk	ESPN RkSite	W/L	Score	Opponent
11/3/2002			H	W-ex	116-50 Stockholm Human Rights (08)
11/10/2002	2/22	2/19	H	W	94-68 Oklahoma
11/16/2002			H	W-ex	95-76 Premier Players
11/24/2002	2/1	2/1	N104	L	55-76 Duke
11/26/2002	4/21	5/24	H	W	83-61 G. Washington
11/29/2002	4/nr	5/nr	A	W	136-26 Puerto Rico Mayaguez
11/30/2002	4/nr	5/nr	N105	W	96-44 Army
12/1/2002	4/nr	5/nr	N105	W	75-40 Saint Louis
12/4/2002	4/15	5/13	A	W	60-35 La. Tech
12/14/2002	4/nr	5/nr	A	W	71-39 USC
12/18/2002	4/5	4/5	H	W	71-56 Stanford
12/21/2002	4/22	4/21	A	L	62-63 Texas
12/28/2002	5/12	5/12	N106	W	77-61 Notre Dame
1/4/2003	5/3	5/2	A	L	62-63 (OT) UConn
1/7/2003	5/nr	5/nr	A	W	91-63 Old Dominion
1/12/2003	5/nr	5/nr	H	W	81-72 Auburn
1/14/2003	5/25	5/24	H	W	76-57 DePaul
1/16/2003	5/nr	5/nr	A	W	88-45 Alabama
1/19/2003	5/nr	5/nr	A	W	94-53 Florida
1/23/2003	4/15	4/14	H	W	97-78 S. Carolina
1/26/2003	4/14	4/13	H	W	82-68 Mississippi St.
1/30/2003	4/12	4/11	A	W	92-79 Arkansas
2/2/2003	4/17	4/17	A	W	81-67 Vanderbilt
2/6/2003	3/nr	3/nr	H	W	86-43 Mississippi
2/9/2003	3/nr	3/nr	H	W	79-40 Florida
2/11/2003	3/nr	3/nr	H	W	86-72 TCU
2/16/2003	3/nr	3/nr	A	W	59-56 Auburn
2/20/2003	3/13	3/16	H	W	87-60 Georgia
2/23/2003	3/4	3/4	A	W	68-65 Louisiana St.
2/27/2003	3/17	3/18	H	W	91-71 Vanderbilt
3/2/2003	3/nr	3/nr	A	W	84-69 Kentucky
SEC TOURNAMENT (2nd), N. Little Rock, Ark.					
3/7/2003	3/nr	3/nr	N107	W	66-51 Auburn
3/8/2003	3/10	3/11	N107	W	76-75 Mississippi St.
3/9/2003	3/6	3/5	N107	L	62-78 Louisiana St.
NCAA FIRST AND SECOND ROUNDS, Knoxville, Tenn.					
3/22/2003	4/nr	4/nr	H	W	95-43 Alabama St.
3/24/2003	4/nr	4/nr	H	W	81-51 Virginia
NCAA MIDEAST REGIONAL CHAMPIONSHIPS (1st), Knoxville, Tenn.					
3/29/2003	4/15	4/16	H	W	86-58 Penn State
3/31/2003	4/11	4/12	H	W	73-49 Villanova
NCAA FINAL FOUR (2nd), Atlanta, Ga.					
4/6/2003	4/2	4/1	N108	W	66-56 Duke
4/8/2003	4/1	4/2	N108	L	68-73 Connecticut

YEAR-BY-YEAR RESULTS

2003-04 (31-4, 14-0 SEC, 1st)

Final AP Ranking 2nd

Final ESPN Ranking 2nd

SEC Champions

2nd NCAA National Championships

Date	AP Rk	ESPN RkSite	W/L	Score	Opponent
8/10/2003	N109	W-ex	58-13		Pesaro (Italy)
8/13/2003	A110	L-ex	79-85		Greek National Tm.
8/14/2003	N110	L-ex	67-69		Bulgarian Nntl. Tm.
8/15/2003	N110	W-ex	88-74		Romanian Nntl. Tm.
8/16/2003	A110	W-ex	59-50		Greek National Tm.

(Europe Tour)

Date	AP Rk	ESPN RkSite	W/L	Score	Opponent
11/9/2003			H	W-ex 86-57	W. Coast All-Stars
11/18/2003			H	W-ex 88-64	AIA
11/23/2003	3/nr	3/nr	H	W 83-52	Chattanooga
11/30/2003	3/17	3/17	H	W 83-59	Notre Dame
12/7/2003	3/10	3/11	H	W 85-65	La. Tech
12/11/2003	2/nr	2/25	H	W 59-49	Rutgers
12/14/2003	2/6	2/5	A	W 70-66 (OT)	Stanford
12/17/2003	2/nr	2/nr	A	W 96-89 (OT)	DePaul
12/21/2003	2/13	2/15	A	W 71-55	Oklahoma
12/28/2003	2/5	2/5	H	L 60-70	Texas
12/30/2003	5/nr	5/nr	A	W 65-51	G. Washington
1/2/2004	5/19	5/19	A	W 74-66	TCU
1/4/2004	5/nr	5/nr	H	W 66-42	Old Dominion
1/8/2004	5/nr	5/nr	H	W 83-44	Arkansas
1/11/2004	5/nr	5/nr	A	W 61-53	Mississippi St.
1/15/2004	5/nr	5/nr	A	W 86-58	S. Carolina
1/18/2004	5/nr	5/nr	H	W 72-51	Alabama
1/22/2004	2/nr	2/nr	H	W 79-54	Vanderbilt
1/24/2004	2/1	2/1	A	W 72-69	Duke
1/29/2004	1/nr	1/nr	A	W 81-72	Kentucky
2/1/2004	1/22	1/25	H	W 68-61 (OT)	Auburn
2/5/2004	1/4	1/3	H	L 67-81	Connecticut
2/8/2004	1/nr	1/nr	H	W 72-58	S. Carolina
2/12/2004	3/19	3/17	A	W 70-67	Georgia
2/15/2004	3/nr	3/nr	A	W 94-88	Vanderbilt
2/19/2004	3/nr	3/nr	H	W 88-79	Florida
2/22/2004	3/nr	3/nr	A	W 85-69	Mississippi
2/26/2004	2/nr	2/nr	A	W 93-71	Arkansas
2/29/2004	2/15	2/17	H	W 85-62	Louisiana St.

SEC TOURNAMENT (3rd), Nashville, Tenn.

3/5/2004	1/nr	1/nr	N101	W	67-57	Mississippi St.
3/6/2004	1/20	1/16	N101	L	66-68 (OT)	Georgia

NCAA FIRST AND SECOND ROUNDS, Tallahassee, Fla.

3/20/2004	2/nr	3/nr	N111	W	77-54	Colgate
3/22/2004	2/nr	3/25	N111	W	79-59	DePaul

NCAA MIDWEST REGIONAL CHAMPIONSHIPS (1st), Norman, Okla.

3/28/2004	2/15	3/17	N112	W	71-69	Baylor
3/30/2004	2/10	3/8	N112	W	62-60	Stanford

NCAA FINAL FOUR (2nd), New Orleans, La.

4/4/2004	2/19	3/19	N113	W	52-50	Louisiana St.
4/6/2004	2/6	3/6	N113	L	61-70	Connecticut

2004-05 (30-5, 13-1 SEC, 2nd)

Final AP Ranking 3rd

Final ESPN Ranking 4th

SEC Tournament Champions

3rd NCAA National Championships

Date	AP Rk	ESPN RkSite	W/L	Score	Opponent
11/11/2004			H	W-ex 105-47	Cason-Newman
11/14/2004			H	W-ex 77-36	W. Coast All-Stars
11/19/2004	1/nr	1/nr	A	W 68-34	Chattanooga
11/21/2004	1/nr	1/nr	A	W 64-54	NC State
11/23/2004	1/nr	1/nr	H	W 71-41	G. Washington
11/25/2004	1/4	1/4	A	L 59-74	Texas
11/28/2004	1/nr	1/nr	H	W 52-48	Temple
12/2/2004	4/10	5/9	H	L 57-59	Duke
12/12/2004	9/15	9/15	H	W 78-63	DePaul
12/15/2004	9/nr	10/nr	A	W 70-59	La. Tech
12/19/2004	9/nr	10/nr	H	W 82-55	TCU
12/21/2004	9/2	10/2	H	W 70-67	Stanford
12/29/2004	8/24	8/nr	A	L 51-65	Rutgers
1/2/2005	8/nr	8/nr	A	W 68-58	Old Dominion
1/8/2005	10/15	10/14	A	W 68-67	Connecticut
1/13/2005	8/nr	10/nr	H	W 72-54	Arkansas
1/16/2005	8/17	10/15	A	W 79-65	Vanderbilt

1/20/2005	7/nr	9/nr	A	W 81-71	Auburn
1/23/2005	7/nr	9/nr	H	W 67-49	Kentucky
1/27/2005	5/nr	6/nr	A	W 68-53	S. Carolina
1/31/2005	5/18	5/19	H	W 77-70	Georgia
2/3/2005	5/nr	5/nr	A	W 91-82 (OT)	Florida
2/6/2005	5/nr	5/nr	H	W 99-67	Mississippi
2/10/2005	5/1	5/1	A	L 58-68	Louisiana St.
2/13/2005	5/21	5/20	H	W 72-63	Vanderbilt
2/17/2005	6/nr	6/nr	H	W 74-44	S. Carolina
2/20/2005	6/nr	6/nr	A	W 84-71	Arkansas
2/24/2005	5/nr	5/nr	H	W 78-56	Mississippi St.
2/27/2005	5/nr	5/nr	A	W 94-81	Alabama

SEC TOURNAMENT (1st), Greenville, S.C.

3/4/2005	5/nr	4/nr	N114	W	64-54	Auburn
3/5/2005	5/18	4/17	N114	W	76-73	Vanderbilt
3/6/2005	5/1	4/1	N114	W	67-65	Louisiana St.

NCAA FIRST AND SECOND ROUNDS, Knoxville, Tenn.

3/20/2005	3/nr	3/nr	H	W 94-43	W. Carolina
3/22/2005	3/nr	3/nr	H	W 75-54	Purdue

NCAA PHILADELPHIA REGIONAL CHAMPIONSHIPS (1st), Philadelphia

3/27/2005	3/14	3/14	N115	W	75-59	Texas Tech
3/29/2005	3/9	3/10	N115	W	59-49	Rutgers

NCAA FINAL FOUR (3rd), Indianapolis, Ind.

4/3/2005	3/6	3/5	N116	L	64-68	Michigan St.
----------	-----	-----	------	---	-------	--------------

2005-06 (31-5, 11-3 SEC, 2nd)

Final AP Ranking 6th

Final ESPN Ranking 5th

SEC Tournament Champions

2nd NCAA Cleveland Regional

Date	AP Rk	ESPN RkSite	W/L	Score	Opponent	
11/6/2005			H	W-ex 131-40	Dalhousie	
11/10/2005			H	W-ex 101-55	Cason-Newman	
11/20/2005	2/nr	1/nr	H	W 83-33	Stetson	
11/21/2005	2/nr	1/nr	H	W 92-50	Chattanooga	
11/24/2005	2/9	1/9	N117	W	83-55	Michigan St.
11/25/2005	2/nr	1/nr	N117	W	79-65	Gonzaga
11/26/2005	2/10	1/10	N117	W	80-75	Maryland
12/1/2005	2/16	1/18	H	W 102-61	Texas	
12/4/2005	2/12	1/11	A	W 74-67	Stanford	
12/7/2005	1/nr	1/nr	A	W 59-43	G. Washington	
12/15/2005	1/nr	1/nr	H	W 83-59	La. Tech	
12/20/2005	1/nr	1/nr	H	W 107-39	Princeton	
12/28/2005	1/22	1/21	A	W 75-50	Temple	
12/31/2005	1/12	1/11	A	W 62-51	Notre Dame	
1/2/2006	1/nr	1/nr	H	W 83-67	Old Dominion	
1/4/2006	1/nr	1/nr	A	W 66-51	S. Carolina	
1/7/2006	1/7	1/7	H	W 89-80	Connecticut	
1/12/2006	1/13	1/17	H	W 94-85	Georgia	
1/15/2006	1/nr	1/nr	A	W 79-56	Mississippi St.	
1/19/2006	1/19	1/19	A	W 80-68	Vanderbilt	
1/23/2006	1/2	1/2	A	L 53-75	Duke	
1/26/2006	1/nr	3/nr	A	L 63-66	Kentucky	
1/29/2006	1/nr	3/nr	H	W 89-54	Alabama	
2/2/2006	5/nr	5/nr	A	W 78-63	Mississippi	
2/5/2006	5/nr	5/nr	H	W 77-37	Arkansas	
2/9/2006	5/3	5/4	H	L 69-72	Louisiana St.	
2/12/2006	5/22	5/20	H	W 70-67	Vanderbilt	
2/16/2006	5/13	5/13	A	W 58-55	Georgia	
2/19/2006	5/nr	5/nr	A	W 82-65	Alabama	
2/23/2006	5/nr	5/nr	H	W 81-56	Auburn	
2/26/2006	5/nr	5/nr	H	L 93-95 (OT)	Florida	

SEC TOURNAMENT (1st), N. Little Rock, Ark.

3/3/2006	8/nr	9/nr	N107	W	77-45	Auburn
3/4/2006	8/12	9/12	N107	W	89-79	Georgia
3/5/2006	8/3	9/3	N107	W	63-62	Louisiana St.

NCAA FIRST AND SECOND ROUNDS, Norfolk, Va.

3/19/2006	6/nr	6/nr	N118	W	102-54	Army
3/21/2006	6/nr	6/nr	N118	W	66-53	G.Washington

NCAA CLEVELAND REGIONAL CHAMPIONSHIPS (2nd), Cleveland, Ohio

3/26/2006	6/9	6/9	N93	W	76-69	Rutgers
3/28/2006	6/1	6/1	N93	L	63-75	N. Carolina

GENERAL

STAFF

PLAYERS

REVIEW

HISTORY

FACILITIES

NCAA

SEC

RECORDS

MEDIA INFO



YEAR-BY-YEAR RESULTS

2006-07 (34-3, 14-0 SEC, 1st)

Final AP Ranking 3rd

Final ESPN Ranking 1st

SEC Champions

NCAA NATIONAL CHAMPIONS

Date	AP Rk	ESPN Rk	Site	W/L	Score	Opponent
11/1/2006			H	W-ex	104-49	Carson-Newman
11/5/2006			H	W-ex	101-51	Houston Jaguars
11/12/2006	5/nr	5/nr	H	W	102-72	Chattanooga
11/16/2006	5/20	4/21	H	W	83-60	UCLA
11/19/2006	5/11	4/11	A	W	83-74	Arizona State
11/24/2006	4/11	4/11	H	W	77-60	Stanford
11/26/2006	4/nr	4/nr	H	W	88-64	MTSU
11/28/2006	4/nr	4/nr	A	W	71-50	La. Tech
12/3/2006	4/2	4/2	A	L	57-70	N. Carolina
12/5/2006	6/nr	5/nr	H	W	85-29	UT-Martin
12/7/2006	6/21	5/19	H	W	85-62	G. Washington
12/17/2006	5/23	5/24	A	W	67-46	Texas
12/20/2006	5/nr	5/nr	H	W	66-51	West Virginia
12/22/2006	5/nr	5/nr	A	W	75-59	Old Dominion
12/30/0206	4/nr	4/nr	H	W	78-54	Notre Dame
1/3/2007	4/nr	4/nr	H	W	72-36	Alabama
1/6/2007	4/5	4/5	A77	W	70-64	Connecticut
1/11/2007	4/nr	4/nr	A	W	80-58	Florida
1/14/2007	4/15	4/15	A	W	52-41	Georgia
1/18/2007	4/nr	4/nr	H	W	73-44	Mississippi St.
1/22/2007	4/1	4/1	H	L	70-74	Duke
1/25/2007	4/15	4/14	A	W	67-57	Vanderbilt
1/28/2007	4/nr	4/nr	A	W	80-51	Alabama
2/1/2007	3/nr	3/nr	H	W	72-36	S. Carolina
2/5/2007	3/9	3/14	H	W	73-57	Georgia
2/8/2007	3/nr	3/nr	A	W	72-62	Auburn
2/11/2007	3/nr	3/nr	H	W	84-62	Kentucky
2/15/2007	3/nr	3/nr	H	W	81-69	Mississippi
2/19/2007	2/7	3/7	A	W	56-51	La. State
2/22/2007	2/nr	2/nr	A	W	75-68 (OT)	Arkansas
2/25/2007	2/12	2/12	H	W	73-53	Vanderbilt

SEC TOURNAMENT (3rd), Duluth, Ga.

3/2/2007	2/nr	2/nr	N119	W	81-63	S. Carolina
3/3/2007	2/21	2/10	N119	L	54-63	Louisiana St.

NCAA FIRST AND SECOND ROUNDS, Pittsburgh, Pa.

3/18/2007	3/nr	4/nr	N120	W	76-37	Drake
3/20/2007	3/nr	4/nr	A	W	68-54	Pittsburgh

NCAA DAYTON REGIONAL CHAMPIONSHIPS (1st), Dayton, Ohio

3/25/2007	3/nr	4/nr	N121	W	65-46	Marist
3/27/2007	3/nr	4/nr	N121	W	98-62	Mississippi

NCAA FINAL FOUR (1st), Cleveland, Ohio

4/1/2007	3/2	4/2	N93	W	56-50	N. Carolina
4/3/2007	3/15	4/18	N93	W	59-46	Rutgers

2007-08 (36-2, 13-1 SEC, 2nd)

Final AP Ranking 3rd

Final ESPN Ranking 1st

SEC Tournament Champions

NCAA NATIONAL CHAMPIONS

Date	AP Rk	ESPN Rk	Site	W/L	Score	Opponent
11/4/2007			H	L-ex	72-83	U.S. National
11/8/2007			H	W-ex	91-30	Carson-Newman
11/11/2007	1/nr	1/nr	H	W	76-56	Chattanooga
11/15/2007	1/9	1/8	N122	W	70-67	Oklahoma
11/18/2007	1/21	1/22	H	W	92-67	Texas
11/21/2007	1/15	1/17	N123	W	67-49	West Virginia
11/26/2007	1/nr	1/nr	H	W	81-60	La. Tech
12/2/2007	1/5	1/4	H	W	83-79	N. Carolina
12/5/2007	1/25	1/nr	H	W	83-51	Old Dominion
12/13/2007	1/nr	1/nr	H	W	84-61	MTSU
12/16/2007	1/nr	1/nr	H	W	96-73	Gonzaga
12/19/2007	1/nr	1/nr	A	W	82-70	UCLA
12/22/2007	1/5	1/4	A	L	69-73 (OT)	Stanford
1/2/2008	3/15	3/15	A	W	102-68	DePaul
1/5/2008	3/14	3/14	A	W	87-63	Notre Dame
1/10/2008	2/22	2/20	H	W	85-52	Auburn
1/13/2008	2/nr	2/nr	A	W	71-48	S. Carolina

1/17/2008	2/nr	2/nr	A	W	65-40	Kentucky
1/20/2008	2/nr	2/nr	H	W	79-63	Vanderbilt
1/24/2008	2/nr	2/nr	H	W	98-55	Arkansas
1/28/2008	2/9	2/10	A	W	67-64	Duke
1/31/2008	2/nr	2/nr	A	W	68-44	Mississippi
2/3/2008	2/nr	2/nr	H	W	79-51	Kentucky
2/7/2008	2/nr	2/nr	A	W	87-69	Mississippi St.
2/11/2008	1/5	1/7	H	W	59-58	Rutgers
2/14/2008	1/7	1/7	H	L	62-78	Louisiana St.
2/17/2008	1/25	1/nr	A	W	81-68	Vanderbilt
2/21/2008	3/nr	3/nr	A	W	85-58	Alabama
2/24/2008	3/nr	3/nr	H	W	72-46	Mississippi St.
2/28/2008	3/nr	3/nr	H	W	88-61	Florida
3/2/2008	3/22	3/20	A	W	72-63	Georgia

SEC TOURNAMENT (1st), Nashville, Tenn.

3/7/2008	3/nr	3/nr	N101	W	92-61	Florida
3/8/2008	3/21	3/22	N101	W	63-48	Vanderbilt
3/9/2008	3/7	3/6	N101	W	61-55	Louisiana St.

NCAA FIRST AND SECOND ROUNDS, West Lafayette, Ind.

3/23/2008	3/nr	3/nr	N124	W	94-55	Oral Roberts
3/25/2008	3/nr	3/nr	A124	W	78-52	Purdue

NCAA OKLAHOMA CITY REGIONAL CHAMP (1st), Oklahoma City, Okla.

3/30/2008	3/15	3/19	N125	W	74-64	Notre Dame
4/1/2008	3/8	3/9	N125	W	53-45	Texas A&M

NCAA FINAL FOUR (1st), Tampa, Fla.

4/6/2008	3/6	3/5	N122	W	47-46	Louisiana St.
4/8/2008	3/4	3/4	N122	W	64-48	Stanford

2008-09 (22-11, 9-5 SEC, T4th)

Final AP Ranking 18th

Final ESPN Ranking not ranked

NCAA First Round

Date	AP Rk	ESPN Rk	Site	W/L	Score	Opponent
11/6/2008			H	W-ex	135-55	Carson-Newman
11/9/2008			H	W-ex	85-50	Love & Basketball
11/15/2008	7/nr	6/nr	H	W	68-39	San Francisco
11/17/2008	5/16	6/15	H	L	82-83	Virginia
11/21/2008	5/nr	13/nr	A	W	66-63	Chattanooga
11/23/2008	5/nr	13/nr	H	W	94-59	La. Tech
11/25/2008	9/nr	12/nr	H	W	83-56	W. Carolina
11/30/2008	9/nr	12/nr	H	W	88-67	DePaul
12/2/2008	7/nr	9/nr	A	W	71-59	G. Washington
12/11/2008	7/nr	10/nr	H	W	81-52	MTSU
12/14/2008	7/6	10/5	A	L	59-73	Texas
12/18/2008	11/nr	13/nr	A	W	81-76	Old Dominion
12/21/2008	11/3	13/4	H	W	79-69 (OT)	Stanford
12/30/2008	8/nr	12/nr	A	W	77-58	Gonzaga
1/3/2009	8/15	12/14	A	W	55-51	Rutgers
1/8/2009	7/nr	11/nr	H	W	69-64	Kentucky
1/11/2009	7/24	11/24	A	L	58-74	Vanderbilt
1/15/2009	13/nr	13/nr	A	W	63-56	Mississippi St.
1/18/2009	13/nr	13/nr	H	W	68-56	S. Carolina
1/22/2009	10/nr	12/nr	A	W	76-67	Arkansas
1/25/2009	10/6	12/5	A	L	68-82	Auburn
1/29/2009	13/nr	15/nr	H	W	60-59	Mississippi
2/2/2009	12/2	15/2	A125	L	70-80	Oklahoma
2/5/2009	12/nr	17/nr	H	W	73-43	Georgia
2/8/2009	12/11	17/13	A	L	57-66	Florida
2/12/2009	15/nr	17/nr	H	W	80-61	Alabama
2/16/2009	13/7	18/10	H	L	54-62	Duke
2/19/2009	13/nr	18/nr	A	L	56-66	Kentucky
2/22/2009	13/nr	19/nr	H	W	82-68	Mississippi St.
2/26/2009	18/nr	23/nr	A	L	61-63	Louisiana St.
3/1/2009	18/19	23/21	H	W	75-66	Vanderbilt

SEC TOURNAMENT (3rd), N. Little Rock, Ark.

3/5/2009	19/nr	24/nr	N107	W	68-49	Alabama
3/6/2009	19/21	24/18	N107	W	71-67	Florida
3/7/2009	19/6	24/5	N107	L	58-78	Auburn

NCAA FIRST ROUND, Bowling Green, Ky.

3/22/2009	18/nr	23/nr	N45	L	55-71	Ball State
-----------	-------	-------	-----	---	-------	------------

YEAR-BY-YEAR RESULTS

2009-10 (32-3, 15-1 SEC, 1st)

Final AP Ranking 3rd

Final ESPN Ranking 8th

SEC Champions

SEC Tournament Champions

Date	AP Rk	ESPN Rk	Site	W/L	Score	Opponent
11/5/2009			H	W-ex	124-34	Carson-Newman
11/9/2009			H	W-ex	79-46	Delta State
11/15/2009	8/7	9/4	H	W	74-65	Baylor
11/17/2009	6/nr	5/nr	N126	W	91-53	Texas Tech
11/22/2009	6/12	5/17	A	W	77-63	Virginia
11/25/2009	6/nr	5/nr	A	W	69-52	MTSU
11/28/2009	6/nr	5/nr	H	W	61-47	UCLA
12/1/2009	6/nr	5/nr	H	W	93-53	G. Washington
12/6/2009	6/17	5/17	H	W	78-58	Texas
12/13/2009	4/nr	3/nr	N87	W	68-54	Rutgers
12/16/2009	3/nr	3/nr	H	W	86-56	Louisville
12/19/2009	3/2	3/2	A	L	52-67	Stanford
12/22/2009	4/nr	4/nr	A	W	89-34	San Francisco
12/30/2009	4/nr	4/nr	H	W	102-62	Old Dominion
1/3/2010	4/14	4/15	H	W	96-75	Oklahoma
1/7/2010	4/nr	4/nr	H	W	79-62	S. Carolina
1/10/2010	4/nr	4/nr	A	W	75-48	Mississippi St.
1/14/2010	4/nr	4/nr	A	W	66-64	Florida
1/17/2010	4/nr	4/22	H	W	64-57	Vanderbilt
1/21/2010	3/8	3/8	A	L	50-53	Georgia
1/24/2010	3/18	3/19	A	W	55-43	LSU
1/28/2010	5/nr	5/nr	H	W	85-56	Auburn
1/31/2010	5/nr	5/nr	A	W	60-55	S. Carolina
2/4/2010	5/nr	5/nr	H	W	74-57	Arkansas
2/8/2010	5/nr	5/22	A	W	69-60	Vanderbilt
2/11/2010	5/nr	5/nr	A	W	61-58	Mississippi
2/14/2010	5/nr	5/nr	H	W	83-44	Florida
2/18/2010	5/nr	5/nr	A	W	74-67	Alabama
2/22/2010	4/20	4/nr	H	W	70-61	LSU
2/25/2010	4/16	4/14	H	W	81-65	Kentucky
2/28/2010	4/nr	4/nr	H	W	75-63	Mississippi

SEC TOURNAMENT (1st), Duluth, Ga.

3/5/2010	4/nr	4/nr	N119	W	76-51	Mississippi
3/6/2010	4/nr	4/nr	N119	W	68-49	Vanderbilt
3/7/2010	4/19	4/18	N119	W	70-62	Kentucky

NCAA FIRST AND SECOND ROUNDS, Knoxville, Tenn.

3/20/2010	3/nr	3/nr	H	W	75-42	Austin Peay
3/22/2010	3/nr	3/nr	H	W	92-64	Dayton

NCAA MEMPHIS REGIONAL CHAMPIONSHIPS (3rd), Memphis, Tenn.

3/27/2010	3/14	3/18	N127	L	62-77	Baylor
-----------	------	------	------	---	-------	--------

2010-11 (34-3, 16-0 SEC, 1st)

Final AP Ranking 4th

Final ESPN Ranking 6th

SEC Champions

SEC Tournament Champions

2nd NCAA Dayton Regional

Date	AP Rk	ESPN Rk	Site	W/L	Score	Opponent
11/2/2010			H	W-ex	110-66	Carson-Newman
11/7/2010			H	W-ex	86-53	Union (Tenn.)
11/12/2010	4/nr	4/nr	A	W	63-50	Louisville
11/15/2010	4/nr	4/nr	H	W	103-43	Chattanooga
11/18/2010	4/nr	4/nr	H	W	85-73	Virginia
11/21/2010	4/nr	4/nr	H	W	80-64	Arizona State
11/25/2010	4/nr	4/nr	N117	W	82-44	Missouri
11/26/2010	4/nr	4/nr	N117	W	66-42	Georgia Tech
11/27/2010	4/12	4/13	N117	L	58-69	Georgetown
12/1/2010	9/nr	8/nr	H	W	99-55	Lamar
12/5/2010	9/nr	8/nr	A	W	74-44	Old Dominion
12/12/2010	8/21	7/24	A	W	92-77	Texas
12/14/2010	6/2	6/3	A	L	54-65	Baylor
12/19/2010	6/3	6/2	H	Wot	82-72	Stanford
12/22/2010	5/nr	6/nr	H	W	102-53	ETSU
12/30/2010	5/nr	6/nr	H	W	87-51	Rutgers
1/2/2011	5/nr	6/nr	A	W	73-65	LSU
1/6/2011	5/nr	6/nr	H	W	110-45	Alabama
1/9/2011	5/nr	6/nr	H	W	86-46	Mississippi

1/13/2011	5/nr	6/nr	A	W	83-40	Florida
1/15/2011	5/nr	6/nr	H	W	86-56	Vanderbilt
1/20/2011	5/nr	6/nr	A	W	71-56	S. Carolina
1/23/2011	5/nr	6/nr	A	W	73-53	Auburn
1/27/2011	5/nr	6/nr	H	W	81-55	Mississippi St.
1/30/2011	5/nr	6/nr	A	W	72-53	Arkansas
2/7/2011	4/15	4/18	A	W	73-67	Kentucky
2/10/2011	4/nr	4/nr	H	W	61-39	Florida
2/13/2011	4/nr	4/nr	A	W	66-57	Vanderbilt
2/17/2011	4/nr	4/nr	H	W	82-60	S. Carolina
2/21/2011	4/22	4/rv	H	W	77-44	Georgia
2/24/2011	4/nr	4/nr	A	W	66-39	Mississippi
2/27/2011	4/nr	4/nr	H	W	80-60	LSU

SEC TOURNAMENT (1st), Nashville, Tenn.

3/4/2011	4/nr	4/nr	N128	W	92-75	Florida
3/5/2011	4/nr	4/nr	N128	W	82-58	Georgia
3/6/2011	4/16	4/16	N128	W	90-65	Kentucky

NCAA FIRST AND SECOND ROUNDS, Knoxville, Tenn.

3/19/2011	4/nr	4/nr	H	W	99-34	Stetson
3/21/2011	4/23	4/25	H	W	79-70	Marquette

NCAA DAYTON REGIONAL CHAMPIONSHIPS (2nd), Dayton, Ohio

3/26/2011	4/18	4/24	N121	W	85-73	Ohio State
3/28/2011	4/9	4/7	N121	L	59-73	Notre Dame

2011-12 (27-9, 12-4 SEC, 2nd)

Final AP Ranking 9th

Final ESPN/USA Today Ranking 7th

SEC Tournament Champions

2nd Des Moines Regional

Date	AP Rk	ESPN Rk	Site	W/L	Score	Opponent
11/1/2011			H	W-ex	105-40	Carson-Newman
11/8/2011			H	W-ex	93-45	Union
11/13/2011	3/nr	3/nr	H	W	89-57	Pepperdine
11/15/2011	3/7	3/7	H	W	92-76	Miami (Fla.)
11/20/2011	3/nr	3/nr	A	L	64-69 (OT)	Virginia
11/27/2011	6/1	7/1	H	L	67-76	Baylor
11/29/2011	8/nr	8/nr	H	W	82-43	MTSU
12/4/2011	8/21	8/22	H	W	73-57	Texas
12/11/2011	7/20	8/21	N87	W	84-61	DePaul
12/13/2011	6/11	6/11	A	W	67-61	Rutgers
12/17/2011	6/nr	6/nr	A	W	85-64	UCLA
12/20/2011	6/4	6/4	A	L	80-97	Stanford
12/28/2011	7/nr	8/nr	H	W	90-37	Old Dominion
1/1/2012	7/nr	8/nr	A	W	73-52	Auburn
1/3/2012	6/nr	7/nr	H	W	90-47	Chattanooga
1/5/2012	6/16	7/15	H	W	80-51	Georgia
1/8/2012	6/nr	7/nr	A	W	69-38	Arkansas
1/12/2012	6/9	7/8	A	L	60-61	Kentucky
1/15/2012	6/25	7/24	H	W	87-64	Vanderbilt
1/19/2012	9/nr	9/nr	H	W	65-56	LSU
1/23/2012	7/2	9/2	A	L	44-72	Notre Dame
1/26/2012	7/nr	9/nr	A	W	86-56	Alabama
1/29/2012	7/17	9/15	A	W	67-50	Georgia
2/2/2012	8/nr	8/nr	H	L	60-64	S. Carolina
2/5/2012	8/nr	8/nr	H	W	82-61	Auburn
2/9/2012	11/nr	11/25	A	L	79-93	Vanderbilt
2/13/2012	13/7	10/7	H	W	91-54	Kentucky
2/16/2012	13/nr	10/nr	A	W	57-41	Mississippi St.
2/19/2012	13/nr	10/nr	A	W	66-56	Mississippi
2/23/2012	10/nr	9/nr	H	L	71-72 (OT)	Arkansas
2/26/2012	10/nr	9/nr	H	W	75-59	Florida

SEC TOURNAMENT (1st), Nashville, Tenn.

3/2/2012	13/nr	10/nr	N101	W	68-57	Vanderbilt
3/3/2012	13/25	10/nr	N101	W	74-58	S. Carolina
3/4/2012	13/nr	10/nr	N101	W	70-58	LSU

NCAA FIRST AND SECOND ROUNDS, Chicago, Ill.

3/17/2012	9/nr	7/nr	N128	W	72-49	UT-Martin
3/19/2012	9/nr	7/23	A	W	63-48	DePaul

NCAA DES MOINES REGIONAL CHAMP. (2nd), Des Moines, Iowa

3/24/2012	9/nr	7/nr	N129	W	84-73	Kansas
3/26/2012	9/1	7/1	N129	L	58-77	Baylor

GENERAL

STAFF

PLAYERS

REVIEW

HISTORY

FACILITIES

NCAA

SEC

RECORDS

MEDIA INFO



YEAR-BY-YEAR RESULTS

HOLLY WARLICK (7 YEARS, 172-67)

2012-13 (27-8, 14-2 SEC, 1st)

Final AP Ranking 10th

Final USA Today Coaches Ranking 9th

SEC Champions

2nd NCAA Oklahoma City Regional

Date	AP Rk	ESPN Rk	Site	W/L	Score	Opponent
11/1/2012			H	W-ex	104-44	Carson-Newman
11/4/2012			H	W-ex	118-44	Coker
11/9/2012	20/nr	16/nr	A	L	71-80	Chattanooga
11/11/2012	20/22	16/20	A	W	71-54	Georgia Tech
11/15/2012	24/nr	24/nr	H	W	101-48	Rice
11/18/2012	24/23	20/23	A	W	79-67	Miami (Fla.)
11/25/2012	20/nr	15/nr	H	W	90-37	Alcorn State
11/28/2012	16/nr	14/nr	H	W	88-81 (OT)	MTSU
12/2/2012	16/22	14/nr	H	W	102-57	N. Carolina
12/16/2012	13/18	12/20	A	W	94-75	Texas
12/18/2012	10/3	11/3	A	L	53-76	Baylor
12/22/2012	10/1	11/1	H	L	60-73	Stanford
12/28/2012	13/nr	15/nr	H	W	75-40	Davidson
12/30/2012	13/nr	15/nr	H	W	66-47	Rutgers
1/3/2013	12/18	13/15	A	W	73-53	S. Carolina
1/6/2013	12/10	13/11	H	W	79-66	Georgia
1/10/2013	9/nr	9/nr	H	W	84-39	Missouri
1/13/2013	9/nr	9/nr	A	W	78-75 (OT)	Florida
1/17/2013	9/nr	9/nr	A	W	75-66	Auburn
1/20/2013	9/nr	9/nr	H	W	96-69	Alabama
1/24/2013	9/nr	9/nr	A	W	83-75	Vanderbilt
1/28/2013	9/2	10/3	H	L	67-77	Notre Dame
1/31/2013	9/nr	10/nr	H	W	88-45	Mississippi St.
2/3/2013	9/nr	10/nr	A	L	63-80	Missouri
2/7/2013	12/nr	13/nr	A	W	64-62	LSU
2/10/2013	12/nr	13/nr	H	W	97-68	Mississippi
2/17/2013	12/nr	10/nr	H	W	83-64	Vanderbilt
2/21/2013	11/nr	10/nr	H	W	83-61	Auburn
2/24/2013	11/nr	10/nr	A	W	60-54	Arkansas
2/28/2013	8/13	8/15	H	W	82-72	Texas A&M
3/3/2013	8/10	8/10	A	L	65-78	Kentucky

SEC TOURNAMENT (3rd), Duluth, Ga.

3/8/2013	9/nr	9/nr	N119	W	82-73	Florida
3/9/2013	9/19	9/19	N119	L	62-66	Texas A&M

NCAA FIRST AND SECOND ROUNDS, Knoxville, Tenn.

3/23/2013	10/nr	9/nr	H	W	83-62	Oral Roberts
3/25/2013	10/nr	9/nr	H	W	68-52	Creighton

NCAA OKLAHOMA CITY REGIONAL CHAMP. (2nd), Oklahoma City, Okla.

3/31/2013	10/nr	9/nr	N125	W	74-59	Oklahoma
4/2/2013	10/16	9/17	N125	L	78-86	Louisville

2013-14 (29-6, 13-3 SEC, 2nd)

Final AP Ranking 3rd

Final USA Today Coaches Ranking 8th

SEC Tournament Champions

3rd NCAA Louisville Regional

Date	AP Rk	ESPN Rk	Site	W/L	Score	Opponent
11/4/2013			H	W-ex	115-31	Carson-Newman
11/8/2013	4/nr	4/nr	A	W	67-57	MTSU
11/11/2013	4/12	3/11	A	W	81-65	N. Carolina
11/14/2013	4/nr	3/nr	H	W	80-56	Chattanooga
11/17/2013	4/nr	3/nr	H	W	87-76	Georgia Tech
11/24/2013	3/nr	4/nr	H	W	84-50	Oakland
11/28/2013	3/nr	4/nr	N130	W	76-67	Virginia
11/29/2013	3/nr	4/nr	N130	W	87-47	SMU
12/8/2013	3/nr	3/nr	H	W	75-61	Texas
12/14/2013	3/nr	3/nr	H	W	103-64	Troy
12/17/2013	3/nr	3/nr	H	W	94-43	Tennessee St.
12/21/2013	3/6	3/5	A	L	70-76	Stanford
12/29/2013	5/nr	5/nr	H	W	110-42	Lipscomb
1/2/2014	5/16	5/16	H	L	77-80	LSU
1/5/2014	5/19	5/18	A	W	85-70	Georgia
1/9/2014	8/nr	8/nr	H	W	94-70	Mississippi
1/12/2014	8/nr	8/nr	A	L	63-74	Vanderbilt
1/16/2014	12/nr	10/nr	A	W	67-63	Mississippi St.
1/20/2014	11/2	12/2	H	L	70-86	Notre Dame

1/23/2014	11/nr	12/nr	H	W	89-69	Florida
1/26/2014	11/17	12/15	A	W	76-55	Texas A&M
1/30/2014	10/nr	10/nr	H	W	70-60	Arkansas
2/2/2014	10/nr	10/nr	A	W	64-54	Alabama
2/6/2014	8/nr	8/nr	A	W	77-65	Mississippi
2/10/2014	8/18	8/19	H	W	81-53	Vanderbilt
2/16/2014	8/18	8/18	H	L	71-75	Kentucky
2/20/2014	10/nr	10/nr	H	W	93-63	Auburn
2/23/2014	10/nr	10/nr	A	W	56-50	Missouri
2/27/2014	10/nr	9/23	A	W	72-67	LSU
3/2/2014	10/4	9/5	H	W	73-61	S. Carolina

SEC TOURNAMENT (1st), Duluth, Ga.

3/7/2014	6/nr	6/nr	N119	W	77-65	LSU
3/8/2014	6/15	6/14	N119	W	86-77	Texas A&M
3/9/2014	6/12	6/13	N119	W	71-70	Kentucky

NCAA FIRST AND SECOND ROUNDS, Knoxville, Tenn.

3/22/2014	3/nr	3/nr	H	W	70-46	N'western St.
3/24/2014	3/nr	3/nr	H	W	67-51	St. John's

NCAA LOUISVILLE REGIONAL CHAMP. (3rd), Louisville, Ky.

3/30/2014	3/11	3/9	N131	L	62-73	Maryland
-----------	------	-----	------	---	-------	----------

2014-15 (30-6, 15-1 SEC, 1st)

Final AP Ranking 6th

Final USA Today Coaches Ranking 6th

SEC Champions

2nd NCAA Spokane Regional

Date	AP Rk	ESPN Rk	Site	W/L	Score	Opponent
11/9/2014			H	W-ex	90-57	Carson-Newman
11/14/2014	4/nr	4/nr	H	W	97-52	Penn
11/17/2014	4/nr	5/nr	H	W	91-39	Oral Roberts
11/21/2014	4/nr	5/nr	H	W	81-48	Winthrop
11/24/2014	4/nr	5/nr	H	W	97-46	Tennessee St.
11/26/2014	4/nr	5/nr	A	L	63-67	Chattanooga
11/30/2014	4/6	5/9	A	L	59-72	Texas
12/3/2014	14/nr	14/nr	H	W	111-44	Saint Francis
12/7/2014	14/nr	14/nr	A	W	85-51	Lipscomb
12/14/2014	11/17	13/19	A	W	55-45	Rutgers
12/16/2014	11/nr	12/nr	H	W	54-51	Wichita St.
12/20/2014	11/7	12/7	H	W	59-40	Stanford
12/28/2014	8/10	11/12	H	W	74-63	Oregon St.
1/2/2015	8/nr	9/nr	H	W	63-53	Missouri
1/5/2015	7/nr	9/nr	A	W	57-49	Vanderbilt
1/8/2015	7/9	9/8	H	W	81-58	Texas A&M
1/11/2015	7/nr	9/nr	A	W	60-51	Arkansas
1/15/2015	6/nr	6/nr	A	W	54-42	Auburn
1/19/2015	5/6	7/7	A	L	77-88	Notre Dame
1/22/2015	5/nr	7/nr	H	W	75-58	LSU
1/25/2015	5/22	7/19	H	W	59-51	Georgia
1/29/2015	6/10	6/10	A	W	73-72	Kentucky
2/1/2015	6/18	6/18	H	W	79-67	Mississippi St.
2/8/2015	6/nr	6/nr	A	W	64-56	Florida
2/12/2015	6/nr	6/nr	A	W	69-49	Mississippi
2/15/2015	6/10	6/10	H	W	72-58	Kentucky
2/19/2015	6/nr	6/nr	H	W	77-56	Alabama
2/23/2015	6/2	6/2	A	L	66-71	South Carolina
2/26/2015	6/nr	6/nr	A	W	70-59	Georgia
3/1/2015	6/nr	6/nr	H	W	79-49	Vanderbilt

SEC TOURNAMENT (2nd), North Little Rock, Ark.

3/6/2015	5/nr	5/nr	N107	W	75-41	Georgia
3/7/2015	5/12	5/11	N107	W	75-64	Kentucky
3/8/2015	5/3	5/4	N107	L	46-62	South Carolina

NCAA FIRST AND SECOND ROUNDS, Knoxville, Tenn.

3/21/2015	6/nr	5/nr	H	W	72-61	Boise State
3/23/2015	6/nr	5/nr	H	W	77-67	Pittsburgh

NCAA SPOKANE REGIONAL CHAMP. (3rd), Spokane, Wash.

3/28/2015	6/nr	5/nr	N132	W	73-69 (OT)	Gonzaga
3/30/2015	6/4	6/3	N132	L	48-58	Maryland

YEAR-BY-YEAR RESULTS

2015-16 (22-14, 8-8 SEC, T7th)

Final AP Ranking RV

Final USA Today Coaches Ranking 19th

2nd NCAA Sioux Falls Regional

Date	AP Rk	ESPN Rk	Site	W/L	Score	Opponent
(Italy Tour)	Site	W/L	Score	Opponent		
8/7/2015	N133	W-ex	66-49	Cameroon National Tm.		
8/9/2015	N134	W-ex	71-61	Lithuanian Univ. Teams Select.		
8/11/2015	A135	W-ex	81-27	Selezione Dream Tm. Italy		
11/9/2015	4/nr	4/nr	H	W-ex	101-59	Carson-Newman
11/15/2015	4/nr	4/nr	H	W	102-47	Central Ark.
11/18/2015	4/nr	5/nr	H	W	74-66	Penn State
11/20/2015	4/25	5/rv	H	W	57-55	Syracuse
11/23/2015	4/nr	5/rv	H	W	59-57	Chattanooga
11/27/2015	4/nr	5/rv	H	W	63-55	UAlbany
11/29/2015	4/8	5/8	H	L	53-64	Texas
12/2/2015	8/nr	8/nr	H	W	85-49	ETSU
12/6/2015	8/nr	8/nr	H	L	43-57	Virginia Tech
12/11/2015	16/nr	16/nr	A	W	58-51	Wichita St.
12/16/2015	14/15	16/14	A	L	55-69	Stanford
12/19/2015	14/7	16/7	A	W	53-50	Oregon State
12/30/2015	13/nr	16/nr	H	W	90-56	Stetson
1/4/2016	12/20	11/rv	A	W	71-55	Missouri
1/7/2016	12/rv	11/rv	H	L	66-74	Florida
1/10/2016	12/nr	11/nr	H	W	79-52	Auburn
1/14/2016	13/nr	15/nr	A	L	59-64	Arkansas
1/18/2016	18/3	22/3	A	L	66-79	Notre Dame
1/21/2016	18/nr	22/nr	H	W	58-49	Vanderbilt
1/25/2016	19/12	23/9	A	L	63-64	Kentucky
1/28/2016	19/13	23/13	A	L	63-65 (OT)	Mississippi St.
1/31/2016	19/nr	23/nr	H	W	70-42	Alabama
2/4/2016	23/nr	25/nr	H	W	75-57	Arkansas
2/7/2016	23/12	25/11	A	L	71-76 (OT)	Texas A&M
2/11/2016	25/nr	rv/nr	A	W	69-51	Vanderbilt
2/15/2016	24/3	rv/2	H	L	56-62	South Carolina
2/18/2016	24/nr	rv/nr	H	W	57-51	Ole Miss
2/21/2016	24/nr	rv/nr	A	L	56-57	LSU
2/25/2016	nr/nr	nr/nr	A	L	46-54	Alabama
2/28/2016	nr/nr	nr/nr	H	W	80-60	Georgia

SEC TOURNAMENT (3rd), Jacksonville, Fla.

3/3/2016	nr/nr	nr/nr	N136	W	68-51	Arkansas
3/4/2016	nr/16	nr/16	N136	W	70-60	Texas A&M
3/5/2016	nr/15	nr/15	N136	L	48-58	Mississippi St.

NCAA FIRST AND SECOND ROUNDS, Tempe, Ariz.

3/8/2016	rv/nr	nr/rv	N137	W	59-53	Green Bay
3/20/2016	rv/11	nr/11	A137	W	75-64	Arizona St.

NCAA SIoux FALLS REGIONAL CHAMP. (2nd), Sioux Falls, S.D.

3/25/2016	rv/9	nr/9	N138	W	78-62	Ohio St.
3/27/2016	rv/14	nr/15	N138	L	67-89	Syracuse

2016-17 (20-12, 10-6 SEC, 5th)

Final AP Ranking RV

Final USA Today Coaches Ranking RV

NCAA Second Round

Date	AP Rk	ESPN Rk	Site	W/L	Score	Opponent
11/7/2016	13/nr	14/nr	H	W-ex	95-56	Carson-Newman
11/11/2016	13/nr	14/nr	A	W	81-69	James Madison
11/13/2016	13/nr	13/nr	H	W	85-55	Navy
11/15/2016	13/nr	13/nr	A	W	83-58	ETSU
11/20/2016	13/nr	13/nr	A	L	56-70	Penn State
11/27/2016	17/nr	16/nr	A	L	63-67	Virginia Tech
11/30/2016	22/nr	25/nr	H	W	86-36	Tennessee St.
12/4/2016	22/4	25/4	H	L	66-88	Baylor
12/11/2016	rv/17	rv/17	A	L	67-72	Texas
12/14/2016	nr/nr	rv/nr	H	W	92-66	Appalachian St.
12/18/2016	nr/10	rv/10	H	W	59-51	Stanford
12/21/2016	rv/nr	rv/nr	H	W	110-84	Troy
12/29/2016	rv/nr	rv/nr	H	W	90-54	UNCW
1/1/2017	rv/17	rv/23	H	W	72-65	Kentucky
1/5/2017	rv/nr	rv/nr	A	W	70-57	Vanderbilt
1/8/2017	rv/4	rv/4	H	L	64-74	Mississippi St.
1/12/2017	rv/nr	rv/nr	A	L	62-67	Ole Miss
1/16/2017	nr/6	rv/6	H	W	71-69	Notre Dame

1/19/2017	rv/nr	rv/nr	A	L	61-79	Auburn
1/22/2017	rv/nr	rv/nr	H	W	91-63	Vanderbilt
1/26/2017	rv/nr	rv/nr	A	W	84-75	Florida
1/30/2017	rv/4	rv/4	A	W	76-74	South Carolina
2/2/2017	rv/nr	25/nr	H	W	77-58	LSU
2/5/2017	rv/nr	25/nr	A	L	78-81 (2OT)	Georgia
2/9/2017	24/rv	25/nr	H	W	77-66	Missouri
2/12/2017	24/rv	25/rv	H	L	59-61	Texas A&M
2/16/2017	rv/nr	rv/nr	A	L	57-65	Alabama
2/19/2017	rv/nr	rv/nr	H	W	59-46	Arkansas
2/23/2017	rv/nr	rv/nr	H	W	74-70	Florida
2/26/2017	rv/3	rv/2	A	W	82-64	Mississippi St.

SEC TOURNAMENT, Greenville, S.C.

3/2/2017 rv/nr rv/nr N114 L 64-72 Alabama

NCAA FIRST AND SECOND ROUNDS, Louisville, Ky.

3/18/2017	rv/nr	rv/nr	N131	W	66-57	Dayton
3/20/2017	rv/13	nr/12	A131	L	64-75	Louisville

2017-18 (25-8, 11-5 SEC, t4th)

Final AP Ranking 12th

Final USA Today Coaches Ranking 17th

NCAA Second Round

Date	AP Rk	ESPN Rk	Site	W/L	Score	Opponent
11/7/2017	14/nr	18/nr	H	W-ex	121-76	Carson-Newman
11/12/2017	14/nr	18/nr	H	W	87-49	ETSU
11/15/2017	13/nr	18/nr	H	W	89-60	James Madison
11/20/2017	12/nr	18/nr	H	W	68-56	Wichita St.
11/23/2017	12/20	18/20	N139	W	101-99 (OT)	Marquette
11/24/2017	12/nr	18/nr	N139	W	79-69	Oklahoma St.
11/25/2017	12/nr	18/nr	N139	W	69-49	South Dakota
11/30/2017	12/nr	13/nr	H	W	77-34	Central Ark.
12/3/2017	12/nr	13/nr	H	W	104-51	Alabama St.
12/6/2017	11/nr	13/nr	H	W	131-69	Troy
12/10/2017	11/2	13/4	H	W	82-75	Texas
12/17/2017	7/nr	7/nr	A	W	90-61	Long Beach St.
12/21/2017	7/18	7/24	A	W	83-71	Stanford
12/31/2017	7/nr	7/nr	A	W	63-49	Kentucky
1/4/2018	7/nr	7/nr	H	W	70-59	Auburn
1/7/2018	7/nr	7/nr	H	W	86-73	Vanderbilt
1/11/2018	6/17	6/16	A	L	76-79 (OT)	Texas A&M
1/14/2018	6/9	6/8	A	W	86-70	S. Carolina
1/18/2018	6/5	7/5	A	L	70-84	Notre Dame
1/21/2018	6/3	7/3	H	L	52-71	Mississippi St.
1/25/2018	10/nr	10/nr	H	W	75-66	Ole Miss
1/28/2018	10/nr	10/nr	A	L	59-70	LSU
2/1/2018	12/14	13/12	H	W	82-67	Texas A&M
2/4/2018	12/nr	13/nr	A	W	74-64	Vanderbilt
2/8/2018	11/nr	11/nr	A	W	90-85	Arkansas
2/11/2018	11/18	11/18	H	W	62-46	Georgia
2/15/2018	11/nr	11/nr	H	L	63-72	Alabama
2/18/2018	11/13	11/13	A	L	73-77	Missouri
2/22/2018	15/nr	14/nr	A	W	70-42	Florida
2/25/2018	15/7	14/6	H	W	65-46	S. Carolina

SEC TOURNAMENT, Nashville, Tenn.

3/1/2018	12/nr	12/nr	N101	W	64-61	Auburn
3/2/2018	12/8	12/8	N101	L	62-73	S. Carolina

NCAA FIRST AND SECOND ROUNDS, Knoxville, Tenn.

3/16/2018	12/nr	13/nr	H	W	100-60	Liberty
3/18/2018	12/13	13/12	H	L	59-66	Oregon St.

2018-19 (19-13, 7-9 SEC, t8th)

Final AP Ranking NR

Final USA Today Coaches Ranking NR

NCAA First Round

Date	AP Rk	ESPN Rk	Site	W/L	Score	Opponent
11/5/2018	11/nr	12/nr	H	W-ex	128-59	Carson-Newman
11/11/2018	11/nr	12/nr	H	W	97-49	Presbyterian
11/14/2018	12/nr	12/nr	H	W	73-46	UNC Asheville
11/18/2018	12/nr	12/nr	H	W	96-31	Florida A&M
11/22/2018	11/nr	11/nr	N140	W	78-66	Clemson
11/24/2018	11/nr	11/nr	N140	W	73-69 (OT)	UAB
12/2/2018	11/nr	11/rv	A	W	76-63	Oklahoma St.
12/5/2018	9/nr	9/nr	H	W	65-55	Stetson



YEAR-BY-YEAR RESULTS

12/9/2018	9/12	9/12	A	W	88-82	Texas
12/18/2018	9/8	8/9	H	L	85-95	Stanford
12/21/2018	9/nr	8/nr	H	W	80-61	ETSU
12/28/2018	10/nr	10/nr	H	W	98-77	Murray St.
12/30/2018	10/nr	10/nr	H	W	84-76	Belmont
1/3/2019	10/nr	10/nr	A	W	78-69	Auburn
1/6/2019	10/nr	10/nr	H	L	64-66	Missouri
1/10/2019	13/16	13/16	H	L	71-73	Kentucky
1/13/2019	13/nr	13/nr	A	L	62-66	Georgia
1/17/2019	20/nr	17/nr	A	L	65-86	Alabama
1/21/2019	rv/nr	17/nr	H	L	79-80	Arkansas
1/24/2019	rv/1	rv/1	H	L	62-77	Notre Dame
1/27/2019	rv/nr	rv/nr	H	W	74-65	LSU
1/31/2019	nr/nr	nr/nr	H	W	67-50	Florida
2/3/2019	nr/nr	nr/nr	A	W	82-65	Vanderbilt
2/10/2019	nr/6	nr/6	A	L	63-91	Mississippi St.
2/14/2019	nr/nr	nr/nr	H	W	73-62	Auburn
2/17/2019	nr/fv	nr/fv	A	W	62-60	Missouri
2/21/2019	nr/21	nr/22	A	L	62-79	Texas A&M
2/24/2019	nr/13	nr/13	H	L	67-82	South Carolina
2/28/2019	nr/nr	nr/nr	H	L	69-76	Vanderbilt
3/3/2019	nr/nr	nr/nr	A	W	81-56	Ole Miss
SEC TOURNAMENT, Greenville, S.C.						
3/7/2019	nr/nr	nr/nr	N114	W	69-66	LSU
3/8/2019	nr/5	nr/5	N114	L	68-83	Mississippi St.
NCAA FIRST AND SECOND ROUNDS, College Park, Md.						
3/23/2019	nr/20	nr/24	N141	L	77-89	UCLA

KELLIE HARPER (2 YEARS, 38-18)

2019-20 (21-10, 10-6 SEC, 13rd)

Final AP Ranking NR

Final USA Today Coaches Ranking NR

No NCAA Tournament was held due to COVID-19 global health crisis

Date	AP Rk	ESPN RkSite	W/L	Score	Opponent
8/8/2019	A142	W-ex	97-45		Dozy BV Den Helder
8/10/2019	A143	W-ex	106-64		KBBC Upkot Sparta Laarne
8/13/2019	A144	W-ex	93-43		AK Select
Date	AP Rk	ESPN RkSite	W/L	Score	Opponent
10/29/2019	nr/nr	nr/nr	H	W-ex	70-44 Carson-Newman
11/5/2019	rv/nr	rv/nr	A	W	72-68 ETSU
11/7/2019	rv/nr	rv/nr	H	W	63-36 Central Ark.
11/11/2019	rv/15	rv/14	A	W	74-63 Notre Dame
11/14/2019	rv/nr	rv/nr	H	W	73-43 Tennessee St.
11/19/2019	23/nr	rv/nr	H	W	73-46 Stetson
11/26/2019	20/nr	25/nr	H	W	92-52 Ark.-Pine Bluff
12/1/2019	20/nr	25/nr	H	W	81-54 Air Force
12/8/2019	17/nr	19/nr	H	L	60-66 Texas
12/11/2019	23/nr	24/nr	H	W	79-41 Colorado St.
12/18/2019	23/1	24/1	A	L	51-78 Stanford
12/21/2019	23/nr	24/nr	A	W	88-61 Portland St.
12/29/2019	22/nr	24/nr	H	W	88-38 Howard
1/2/2020	22/nr	23/nr	H	W	77-66 Missouri
1/5/2020	22/13	23/13	A	L	76-80 Kentucky
1/9/2020	23/nr	24/nr	A	W	84-28 Ole Miss
1/12/2020	23/nr	24/nr	H	W	73-56 Georgia
1/16/2020	24/nr	25/nr	A	W	78-50 Florida
1/20/2020	23/nr	23/nr	H	W	65-63 Alabama
1/23/2020	23/3	23/5	A	L	45-60 Connecticut
1/26/2020	23/nr	23/nr	H	W	63-58 LSU
1/30/2020	22/nr	22/nr	A	W	78-69 Vanderbilt
2/2/2020	22/1	22/2	A	L	48-69 South Carolina
2/6/2020	23/8	25/8	H	L	55-72 Mississippi St.
2/13/2020	25/rv	rv/rv	A	L	65-75 LSU
2/16/2020	25/16	rv/18	H	L	71-73 Texas A&M
2/20/2020	rv/22	rv/25	A	L	75-83 Arkansas
2/23/2020	rv/nr	rv/nr	H	W	67-63 Vanderbilt
2/27/2020	nr/nr	nr/nr	H	W	77-66 Ole Miss
3/1/2020	nr/nr	nr/nr	A	W	56-55 Auburn

SEC TOURNAMENT, Greenville, S.C.

3/5/2020	rv/nr	nr/nr	N114	W	64-51	Missouri
3/6/2020	rv/16	nr/18	N114	L	65-86	Kentucky

2020-21 (17-8, 9-4 SEC, 3rd)

Final AP Ranking 13th

Final USA Today Coaches Ranking 16th

Limited games played due to COVID-19 global health crisis

Date	AP Rk	ESPN RkSite	W/L	Score	Opponent	
11/28/2020	rv/nr	rv/nr	H	W	87-47 W. Kentucky	
12/1/2020	rv/nr	rv/nr	H	W	67-50 ETSU	
12/6/2020	rv/nr	rv/nr	A	L	73-79 (OT) West Virginia	
12/10/2020	nr/nr	nr/nr	H	W	90-53 Furman	
12/17/2020	nr/15	nr/15	A	W	66-58 Indiana	
12/20/2020	nr/nr	nr/nr	H	W	66-40 UNCG	
12/28/2020	rv/nr	rv/nr	H	W	77-52 Lipscomb	
1/7/2021	rv/13	rv/13	H	W	88-73 Arkansas	
1/10/2021	rv/nr	rv/nr	A	W	64-63 LSU	
1/14/2021	23/rv	24/rv	H	L	66-67 Georgia	
1/17/2021	23/rv	24/nr	A	W	82-56 Alabama	
1/21/2021	25/3	rv/5	H	L	61-67 Connecticut	
1/24/2021	25/12	rv/12	H	W	70-53 Kentucky	
1/28/2021	20/nr	22/nr	H	W	68-67 Ole Miss	
1/31/2021	20/nr	22/nr	H	W	79-65 Florida	
2/1/2021	16/20	19/18	A	L	56-71 Kentucky	
2/14/2021	16/6	19/5	A	L	70-80 Texas A&M	
2/18/2021	21/2	21/3	H	W	75-67 South Carolina	
2/21/2021	21/22	21/23	A	L	55-57 Georgia	
2/25/2021	20/nr	21/nr	A	W	78-73 Missouri	
2/28/2021	20/nr	21/nr	H	W	88-54 Auburn	
SEC TOURNAMENT, Greenville, S.C.						
3/5/2021	14/nr	16/nr	N114	W	77-72 Ole Miss	
3/6/2021	14/7	16/7	N114	L	52-67 South Carolina	
NCAA FIRST ROUND, Austin, Texas						
3/21/2021	13/nr	15/nr	N52	W	87-62 MTSU	
NCAA SECOND ROUND, San Antonio, Texas						
3/23/2021	13/16	15/14	N103	L	55-70 Michigan	



Rennia Davis finished with 19 points and 15 rebounds, including 10 points in the fourth quarter, to lift the unranked Lady Vols to a 66-58 victory at No. 15/15 Indiana on Dec. 17, 2020. UT's four wins over ranked foes in 2020-21 were its most since the 2017-18 campaign.



////////////////////////////////////

2021-22
MEDIA INFO

////////////////////////////////////

The University of Tennessee Media Relations staff looks forward to serving members of the media during the 2021-22 Lady Vol basketball season. If you plan to cover the team this year, please take a few moments to review the items of media interest appearing on the pages that follow.

If you have any special media requests of our office, please do not hesitate to contact Eric Trainer at any time.

The 2021-22 Lady Vol Basketball Media Guide has been prepared with the media in mind. Any additional information, interviews or photos can be requested from the University of Tennessee Media Relations Office.

The staff of the Tennessee Media Relations Office hopes to make your working experience enjoyable.

GETTING HERE /// DIRECTIONS

From the Airport

- Travel North on Highway 129 (Alcoa Highway)
- Take the Neyland Drive exit
- Turn left on Neyland Drive at the light
- Travel east on Neyland Drive
- Turn left on Lake Loudoun Blvd.
- Thompson-Boling Arena will be on your right
- Get into the right lane and turn right onto Phillip Fulmer Way
- The G-10 parking lot will be on your right

From Eastbound I-40

- Exit on Highway 129-Alcoa Highway (Airport exit)
- Take the Neyland Drive exit
- Turn left on Neyland Drive at the light
- Travel east on Neyland Drive
- Turn left on Lake Loudoun Blvd.
- Thompson-Boling Arena will be on your right
- Get into the right lane and turn right onto Phillip Fulmer Way
- The G-10 parking lot will be on your right

From Westbound I-40

- Follow signs to Hall of Fame Drive/James White Parkway/ Neyland Drive
- Turn right on Lake Loudoun Blvd.
- Thompson-Boling Arena will be on your right
- Get into the right lane and turn right onto Phillip Fulmer Way
- The G-10 parking lot will be on your right

From I-75

- Take I-275 to I-40 East (towards Asheville)
- Exit on James White Parkway/Neyland Drive
- Turn right on Lake Loudoun Blvd.
- Thompson-Boling Arena will be on your right
- Get into the right lane and turn right onto Phillip Fulmer Way
- The G-10 parking lot will be on your right

MEDIA RELATIONS STAFF



TOM SATKOWIAK

Associate AD - Communications
Office: (865) 974-7501
Cell: (865) 696-2897
E-mail: tomsid@utk.edu
Twitter: @TomSatkowiak



ERIC TRAINER

Assoc. Director - Media Relations
(Primary WBB Contact)
Office: (865) 974- 8173
Cell: (865) 603-2916
E-mail: etrainer@utk.edu
Twitter: @UTSpaceWrangler



KIMBERLY HOOD

Asst. Director - Media Relations
(Secondary WBB Contact)
Office: (865) 974-1211
Cell: (423) 552-5617
E-mail: khood3@utk.edu
Twitter: @allinhoodtime

Historian: Bud Ford

Asst. A.D. for Football Communications: Bill Martin

Asst. A.D. for Digital & Creative Strategy: Kellen Hiser

Associate Director: Sean Barows

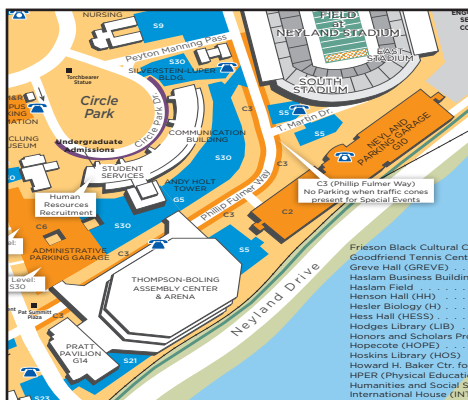
Assistant Directors: Forest Jersey, Shane Switzer, Josh Lively

Graduate Assistants: Max Potter, Wyeth Wilson

Student Intern: Preston Jones

WOMEN'S BASKETBALL MEDIA RELATIONS

Location: Anderson Training Center, Ground Floor
Phone: (865) 974-1212
Fax: (865) 974-1269
Mailing: P.O. Box 15016 Knoxville, TN 37901
Shipping: 1551 Lake Loudoun Blvd., Knoxville, TN 37996
Thompson-Boling Arena Press Row: (865) 974-0110
Arena Ticket Office: (865) 656-HOOP



AREA HOTELS (AREA CODE 865)

Courtyard By Marriott-Downtown	566-9100
Crowne Plaza-Downtown	522-2600
Cumberland House-Campus/Downtown	971-4663
Embassy Suites-Downtown	544-8502
Hampton Inn-Downtown	522-5400
Hampton Inn & Suites-Papermill Rd. Area	693-5400
Holiday Inn Express-Papermill Rd. Area	824-9030
Hilton-Airport	970-4300
Hilton-Downtown	523-2300
Residence Inn By Marriott-Downtown	566-9100
Hyatt Place-Downtown	544-9977
Tennessee-Downtown	232-1800
The Graduate Hotel-Campus	437-5500

TRANSPORTATION

- KAT buses
- KAT trolley (free)
- Lyft
- Taxi Services
- Uber

MEDIA POLICIES

"MASK UP" IN THE ARENA

Due to continuing COVID protocols, media members covering Lady Vol basketball are asked to wear a protective mask in Thompson-Boling Arena while in the media room, press row, photo box and all working areas. Failure to abide could result in reduction of in-person media access.

NO COURT ACCESS

Due to continuing COVID protocols, media may not access the playing area at anytime before or during the game or until the arena has cleared. Failure to abide could result in elimination of access to the court level.

COVERING PRACTICE

Please contact Eric Trainer at the Media Relations Office at least a week in advance to arrange player or coach feature interviews. If you plan to cover an open practice session, please contact the Media Relations Office on a daily basis to check about changes in the schedule.

PLAYER AND COACH INTERVIEWS

Media wishing to interview coaches or players are encouraged to set up interviews in advance with the Media Relations Office. Generally, the best time to conduct an interview is on a designated day with an open portion of practice and pre-practice media opportunity. The Media Relations Office will help with all requests.

MEDIA CREDENTIALS

Media outlets interested in obtaining credentials to cover Lady Vol basketball home games must apply for those online via Sports Systems. To apply, please visit: <http://www.sportssystem.com/seccredentials>. Applications for single-game credentials should be submitted five days prior to a game. Once you receive your approval letter via email, you will be provided options for credential pick-up.

PHOTOGRAPHER CREDENTIALS

Credentials will be issued only to accredited photographers or those individuals on special assignment. During regular season games, work area includes the floor area at both ends of the court opposite the team benches. Special arrangements for strobes or catwalk access must be made through the Media Relations and Arena Management Offices no later than one week in advance of the game. UT's arena security policy requires that all photographers placing strobes will go through a screening process and must be accompanied by a UT police officer or representative when placing strobes.

THE SEC MEDIA POLICY

By acceptance and use of an SEC media credential, the holder agrees to the following conditions for any and all athletic events hosted by the SEC and its member institutions:

1. The SEC and its member institutions grant a media organization a limited license to use certain gathered information on the media organization's own Internet or online site beginning at the start of an athletic event and up to the conclusion of such event, all subject to the following limitations and conditions:

(a) No more than 10 still photographs may be used for news coverage of the game and other editorial purposes during the event.

(b) Video may only be shown as part of a single, non-archived, online "simulcast" of a television station's regularly-scheduled news program.

(c) While a game is in progress, the use of textual statistical information is time-delayed and limited in amount (e.g., updates pertaining to score, injuries and national, conference or institutional record-breaking performances, a condensed half-time story) so that an organization's Internet or online game coverage does not undercut the authorized and rights-paying fee organization's rights to play-by-play accounts of the game and/or exclusivity as to such rights.

2. Any proposed media use on an Internet or online site of the game information that is more detailed and/or more than described above will require separate written authorization by the SEC and/or its member institutions. However, such written authorization will not permit the use of game information in entertainment contexts and will not authorize game coverage that, due to immediacy or detail, constitutes or approaches a play-by-play account of a game.

3. Should any of these conditions be breached, the SEC and/or its member institutions will issue a written warning for the first violation. If this violation occurs during the last game of the institutions' regularly-scheduled season, the media organization may not be credentialed for

the SEC Tournament. A second violation of this policy will result in revocation of credentials to cover future basketball games hosted by the SEC and/or its member institutions.

MEDIA PARKING MEDIA ENTRANCE

Parking space will once again be available in the G-10 garage at the east end of the arena. Media must request parking access along with credential needs via SportsSystems and will need to show I.D. to the attendant in order to proceed into the G-10 garage entrance along Phillip Fulmer Way.

MEDIA ENTRANCE

The media entrance is once again located just west of the G-10 garage, below the east end arena overhang at loading dock level. Please be advised that everyone must proceed through metal detector, have their I.D. to enter Thompson-Boling Arena and is subject to having their bags checked. Please wear a mask once you enter this area.

PRESS ROW

Press row is located in the lower level southeast corner of the arena behind the baseline nearest the G-10 garage. Only accredited media will be allowed in this area. Children and other family members are not permitted on press row.

MEDIA ROOM SERVICES

The media room is on the east end of the arena. Soft drinks (decision about pregame meal TBD) will be offered just outside the media room in a curtained area. Postgame interviews will be conducted in the media room, and the working press has numerous electrical outlets and wireless internet available. Wireless internet also is available courtside. If you choose to install a phone line on press row, please contact UT Telephone Services at (865) 974-3121.

STATISTICAL SERVICES

Services provided include statistics generated from the Genius Sports computer statistics program. Statistics can be accessed via laptop or iPad. Hard copies of halftime stats, final stats and play-by-play highlights at the end of each half also will be available. Coaches' quotes will be available online following the post-game interview sessions.

To access up-to-date stats during a game, visit UTstats.com for a live feed.

POSTGAME INTERVIEWS

A formal post-game press conference will be held by the Lady Vols in the media room following each game. The media will be solicited for player names with five minutes left in the game. Select UT players will come to the media room, followed shortly afterward by head coach Kellie Harper. Risers for television cameras and a distribution box will be available in the back of the arena. In 2021-22, the visiting team will continue to hold a Zoom press conference from its own locker room.

RADIO

Requests to broadcast must be made in writing at the earliest possible date to receive permission. Stations are responsible for contacting Glenn Thackston at IMG/Lady Vol Network in Knoxville for use of the phone lines in Thompson-Boling Arena. Mr. Thackston can be reached during business hours at (865) 212-3570. The radio broadcast location is on the floor level at the main scorer's table.

TELEVISION GAMES

Thompson-Boling Arena permits the inside parking of television tractor-trailer units and offers secure parking adjacent to the arena for satellite uplink units. Personnel from Arena Management, including electricians, are available to meet arriving trucks in advance of the game. Please notify the Media Relations Office of your arrival plans for television games.

UTSPORTS.COM

UTSports.com is the official online home for Tennessee Athletics. Here, one can find schedules, results, rosters, player bios and stats. There is unique content including photo galleries of events, behind-the-scenes features, video highlights and features, video interviews with players and coaches, as well as the latest news on every team on campus.

UTSports.com features links to game video being provided by SEC Network+, WatchESPN and other entities. By using the live (Sidearm Stats) stats link, fans can also follow the action online and stay updated on general statistics and trends.

GENERAL

STAFF

PLAYERS

REVIEW

HISTORY

FACILITIES

NCAA

SEC

RECORDS

MEDIA INFO



LADY VOL NETWORK

For more than 60 years the Vol Network has served as the main communications link between the University of Tennessee and its fans. Learfield / Vol Network / Lady Vol Network manages the multi-media and marketing rights to University of Tennessee Athletics. Learfield is recognized as the world's premier sports, entertainment and media company. With 50 radio affiliates and statewide coverage, the Vol Network boasts one of the largest collegiate basketball networks in the country. The Kellie Harper Television Show, which begins in early January and runs weekly during basketball season is shown on network television stations across the state in all five major Tennessee television markets.



Learfield/Vol Network
 (865) 212-3570 • 6701 Baum Drive, Suite 100 • Knoxville, TN 37919

LADY VOL BASKETBALL PROGRAMMING

The Tennessee Lady Vols first found a home on the radio during the 1977-78 season. At that time, a handful of games were aired with John Ward, former play-by-play guru of UT football and men's basketball, handling the microphone.

The flagship station of the University of Tennessee Lady Vol basketball broadcasts is Sports Radio WNML (990 AM and 99.1 FM) in Knoxville, Tenn. This will mark the 45th year of Lady Vol games on the air. The Lady Vol Network, with affiliates across the state, is the largest women's basketball radio network in the country. For more information about joining the Lady Vol Network, contact Glenn Thackston at Learfield/Vol Network: (865) 212-3570.

Additionally, Lady Vol basketball games will again find a home on the Internet at www.utsports.com, as fans worldwide will be able to access the broadcasts. For more info, visit the Live Audio/Video section under the Fans tab.

Calling the play-by-play action again this season will be 2021 Greater Knoxville Sports Hall of Fame inductee Mickey Dearstone, who is in his 23rd season calling the games full-time. Dearstone took over full-time play-by-play duties from Bob Kesling after the 1998-99 season.

THE KELLIE HARPER SHOW

The Kellie Harper TV Show takes Tennessee fans inside the workings of the winningest program in women's basketball. This entertaining 30-minute television show is hosted by head coach Kellie Harper and the Lady Vol Network's Mickey Dearstone. The show includes game highlights, exclusive behind-the-scenes player and team features as well as a scouting report for the upcoming week in Lady Vol basketball.

The show airs for nine consecutive weeks during basketball season and is shown in Knoxville on WVLT (Saturday, 11:30

a.m.) and WBXX (Sunday, 12:30 p.m.), in Chattanooga on WTVB-TV (Saturday, 12:30 p.m.), in Nashville on WUXP (Saturday, 11:30 a.m.) and in the Tri-Cities on ABC Tri-Cities (Saturday, 12:30 p.m.). All times are local. Stations and times are subject to change. Check local listings for The Kellie Harper TV Show in your area.



Mickey Dearstone is the "Voice of the Lady Vols."

LADY VOL NETWORK AFFILIATES

Station	Market	Dial
Bristol	WOPI-AM	790
Chattanooga	WGOW-FM	102.3
Chattanooga	WGOW-AM	1150
Cleveland	WCLE-AM	1570
Cookeville	WLQK-FM	95.9
Crossville	WPBX-FM	99.3
Crossville	WCSV-AM	1490
Greeneville	WGRV-AM	1340
Johnson City	WKTP-AM	1590
Kingsport	WKPT-AM	1400
Knoxville	WNML-AM	990
Knoxville	WNML-FM	99.1

Station	Market	Dial
Lenoir City	WLIL-AM	730
Lewisburg	WJJM-AM	1490
Morristown	WCRK-AM	1150
Nashville	WGFX-FM	104.5
Newport	WLIK-AM	1270
Union City	WENK-AM	1240
Wartburg	WECO-FM	101.3
Winchester	WCDT-AM	1340
Winchester	WCDT-FM	106.9

**Some stations may only carry a partial schedule*

QUICK FACTS

Alabama
Arkansas
Auburn
Florida
Georgia
Kentucky
LSU



Missouri
Mississippi
Mississippi State
South Carolina
Tennessee
Texas A&M
Vanderbilt

SEC ON THE WEB: For all you need to know about the Southeastern Conference and its member schools, access the SEC Web Page at www.SECsports.com. The site contains team information, scores, conference standings and statistics, awards recipients, history and records, feature stories, television information on conference events, details about tickets to SEC events, SEC merchandise and much, much more.

WEEKLY HONORS: The SEC will name a Player and Freshman of the Week each week throughout the regular season. Each week's selections will be released late Tuesday morning and also will be announced in the league's weekly release. The league women's basketball sports information directors make nominations for the award each week.

SEC HISTORY: The Southeastern Conference was formed Dec. 8-9, 1932, and included 13 schools at the time: Alabama, Auburn, Florida, Georgia, Georgia Tech, Kentucky, LSU, Ole Miss, Mississippi State, Sewanee, Tennessee, Tulane, and Vanderbilt. The league's first president was Frank L. McVey of Kentucky. Due to the continually increasing amount of work administering the league, the office of Commissioner

was established by its member institutions in 1940. Former Mississippi governor Martin Conner was named as the first commissioner, a post he held until 1948. Following Conner were Bernie Moore (1948-66), A.M. Coleman (1966-72), Dr. Boyd McWhorter (1972-86), Dr. Harvey Schiller (1986-90), Roy Kramer (1990-2002), and Mike Slive (2002-2015). Greg Sankey is currently Commissioner of the Southeastern Conference and its 14 member institutions.

The first SEC champions were crowned in 1933 in baseball, basketball, football and outdoor track. Cross country, golf, swimming, tennis and indoor track were added later. The SEC began recognizing women's championships during the 1979-80 academic year. The conference office officially took over regulation of women's athletics on Sept. 1, 1984.

The SEC currently regulates nine men's sports and twelve women's sports. Baseball, basketball, football, golf, swimming and diving, tennis and track (indoor, outdoor, and cross country) are currently sanctioned for men. The women's sports are basketball, equestrian, golf, gymnastics, soccer, softball, swimming and diving, tennis, track (indoor, outdoor, and cross country) and volleyball.

SEC WOMEN'S HOOPS BY THE NUMBERS

With nine national championships, 12 runner-up finishes, a nation-leading 39 Final Four appearances and 153 first-team All-America honors, the Southeastern Conference stands firmly as the nation's premier intercollegiate women's basketball conference.

The SEC has posted impressive non-conference records in the last decade. The SEC compiled a 95-25 (.792) non-conference record during the 2020-21 season.

Since the 1990 season, the SEC has compiled a 4446-1345 (.768) record against other conferences. The league has recorded 150+ wins during 13 seasons and has never recorded a non-conference winning percentage below .703.

SEC teams have earned appearances in 29 of 39 NCAA Final Fours, an accomplishment unmatched by any other league. The next closest is the Big East with 23.

Overall, SEC squads have filled 39 of the 156 Final Four berths, including having two Final Four teams in 1988 (Auburn, Tennessee), 1989 (Auburn, Tennessee), 1995 (Georgia, Tennessee), 1996 (Georgia, Tennessee), 1998 (Arkansas, Tennessee), 2004 (LSU, Tennessee), 2005 (LSU, Tennessee), 2007 (LSU, Tennessee), 2008 (LSU, Tennessee), 2017 (Mississippi State, South Carolina).

SEC teams have made 21 appearances in a nation-high 18 NCAA Championship games, winning nine NCAA Championships (Tennessee: 1987, 1989, 1991, 1996, 1997, 1998, 2007, 2008); South Carolina (2017).

The league also had the distinction of providing both national finalists three times in its history in 1996 (Tennessee 83, Georgia 65); 1989 (Tennessee 76, Auburn 60) and 2017 (South Carolina 67, Mississippi State 55).

SEC teams have won 441 NCAA Tournament games against 236 losses (.661) for an average of 11.3 NCAA wins per year. In addition, all 14 current members have made appearances in the NCAA Tournament.

The SEC has led or shared the pack in NCAA tournament bids 25 times in its 39-year history.

SEC MEDIA RELATIONS

Phone Number: (205) 458-3000

Fax Number: (205) 458-3030

Mailing Address:

2201 Richard Arrington Blvd. North
Birmingham, AL 35203



Herb Vincent, Assoc. Commissioner
***Tammy Wilson, Dir. of Communications**

Chuck Dunlap, Dir. of Communications
Craig Pinkerton, Dir. of Communications

Ben Beaty, Asst. Director

Jill Skotarczak, Asst. Director

**women's basketball contact*

hvincent@sec.org

twilson@sec.org

cdunlap@sec.org

cpinkerton@sec.org

bbeaty@sec.org

jskotarczak@sec.org

SEC WEBSITE

The SEC has an extensive online presence at SECsports.com. The SEC offers a media-only section of the website (SECsportsmedia.com). Media covering the SEC can retrieve information from the conference office as well as the 14 SEC institutions from the media site. A championship credentialing system is also available on the site.

SEC NETWORK

Already the most competitive and visible conference in college sports, the SEC debuted its brand-new television network, in partnership with ESPN, on Aug. 14, 2014. The SEC Network reached more than 90 million homes coast to coast at its inception, making it the largest launch of a cable network ever.

GENERAL

STAFF

PLAYERS

REVIEW

HISTORY

FACILITIES

NCAA

SEC

RECORDS

MEDIA INFO



SOUTHEASTERN CONFERENCE (CONTINUED)

The Southeastern Conference had nine teams earn bids to the 2016 NCAA Division I Women's Basketball Championship. This was the most SEC teams to receive bids to the NCAA tournament in conference history and the second time in NCAA history that one conference has sent nine teams to the tournament. The Big East did so in 2011.

Until 2004, the SEC was the only conference to ever have eight teams receive NCAA bids. The league achieved that feat five times, in 1999, 2002, 2012, 2014 and 2017.

The SEC was also the first league to ever have seven teams invited to the NCAA Tournament and earned this honor a leading 13 times (1986, 1991, 1995, 1996, 1997, 2003, 2004, 2009, 2013, 2014, 2018, 2019, 2021).

The SEC is one of a handful of leagues to have won three national tournament titles with nine NCAA, two WNIT and four NWIT. Along with the nine NCAA championships; Arkansas (1999) and Auburn (2003) captured Women's NIT titles. But the first-ever SEC national title belongs to Georgia, winners of the 1981 NWIT which predates the current WNIT tournament. Vanderbilt (1984), LSU (1985) and Kentucky (1990) also won WNIT titles. As members of their previous conferences Arkansas (1987), South Carolina (1979) and Texas A&M (1995) won the WNIT, while Texas A&M (2011) won the NCAA title prior to joining the SEC.

The SEC has had 73 student-athletes named as a First-Team All-America selection. Those 73 have been named a total of 128 times since the 1982-83 season (first year of SEC sponsorship).

The Southeastern Conference had 23 former student-athletes make 2021 WNBA opening day rosters. The SEC has had a first round pick every year except one (2014).

In this year's WNBA draft, a total of nine SEC women's basketball players were taken. Since the inaugural WNBA draft in 1997, the SEC has had 172 former players drafted for the professional league, including six No. 1 picks.

Five WNBA MVPs (Candace Parker: 2008, 2013; Tamika Catchings: 2011; Sylvia Fowles: 2017; A'ja Wilson: 2020) and six WNBA Tournament MVPs hail from the SEC (Deanna Nolan: 2006; Seimone Augustus: 2011; Tamika Catchings: 2012; Sylvia Fowles: 2015, 2017; Candace Parker: 2016).

SEC schools have produced 45 Team USA Olympians since 1976, with 41 coming since the SEC began sponsoring women's basketball.

MEDIA INFORMATION

The media credential system for the 2022 SEC Tournament will be available online from early January until late February. Go to www.SECsportsmedia.com for the online credentialing system.

For further information concerning media coverage of the 2022 SEC Tournament, please contact the SEC Communications Department.

TOURNAMENT INFORMATION

On Feb. 7, 1980, the first SEC women's basketball tournament began play. It ended four days later with Tennessee defeating Ole Miss for the title. Fast forward 38 years later and the SEC Tournament is still enjoying success and increased popularity.

Beginning with its inception and through 1986, the tournament was held at campus sites. The tournament was then sent to Albany, Ga., which served as the site for six years from 1987-92. The tournament then moved to Chattanooga, Tenn., where it was held from 1993-2000, with the exception of 1998 when the tournament moved to Columbus, Ga.

Since 2001 the tournament has enjoyed many new sites, including Memphis (2001), Nashville (2002, 2004, 2008, 2011, 2012, 2018, 2022), Little Rock, Ark. (2003, 2006, 2009, 2015), Greenville, S.C. (2005, 2017, 2019, 2020, 2021), Duluth, Ga. (2007, 2010, 2013, 2014) and Jacksonville, Fla. (2016).

The winner of the 13-game tournament will receive the league's automatic bid to the NCAA Tournament. The tournament seeds and conference champion will be determined by the 16-game regular-season SEC schedule.

TICKET INFORMATION


Tickets for the 2022 Southeastern Conference Women's Basketball Tournament are on sale at www.ticketmaster.com. The 2022 tourney will be held at Bridgestone Arena in Nashville, Tenn., on March 2-6.

This is the seventh appearance in Music City for the SEC Women's Basketball Tournament. The city previously hosted the event in 2002, 2004, 2008, 2011, 2012, 2018.

All fans, regardless of age, must have a ticket to enter Bridgestone Arena for the SEC Tournament.



**ONE OF ONLY
TWO COACHES
TO LEAD
FOUR DIFFERENT
PROGRAMS TO
THE NCAA
DIVISION I
WOMEN'S
TOURNAMENT**



Kellie Harper

Football

SCHEDULE

GEORGIA COLLEGE (EXH)

NOV 3

SOUTHERN ILLINOIS

NOV 10

UCF

NOV 12

USF

NOV 15

TEXAS

NOV 21

KANSAS

NOV 26 SOUTH POINT THANKSGIVING SHOOTOUT

OKLAHOMA STATE

NOV 27 SOUTH POINT THANKSGIVING SHOOTOUT

TENNESSEE TECH

DEC 1

VIRGINIA TECH

DEC 5

GEORGIA STATE

DEC 12

STANFORD

DEC 18

ETSU

DEC 20

CHATTANOOGA

DEC 27

ALABAMA

DEC 30

ARKANSAS

JAN 2

TEXAS A&M

JAN 6

OLE MISS

JAN 9

VANDERBILT

JAN 13

KENTUCKY

JAN 16

GEORGIA

JAN 23

AUBURN

JAN 27

ARKANSAS

JAN 31

FLORIDA

FEB 3

UCONN

FEB 6

MISSOURI

FEB 10

VANDERBILT

FEB 13

ALABAMA

FEB 17

SOUTH CAROLINA

FEB 20

MISSISSIPPI STATE

FEB 24

LSU

FEB 27