



SOPHOMORE // CENTER
KAMERA HARRIS



JUNIOR // GUARD
MEME JACKSON



FRESHMAN // FORWARD
RENNIA DAVIS



FRESHMAN // GUARD
EVINA WESTBROOK

TENNESSEE

2017-18 LADY VOLS MEDIA GUIDE



SENIOR // FORWARD
KORTNEY DUNBAR



SENIOR // CENTER
MERCEDES RUSSELL



SENIOR // FORWARD
JAIME NARED



JUNIOR // FORWARD
CHERIDENE GREEN



FRESHMAN // CENTER
KASIYAHNA KUSHKITUAH



FRESHMAN // GUARD
ANASTASIA HAYES



MERCEDES
RUSSELL

JATME
NARED

TEAM USA



U24 FOUR NATIONS TOURNAMENT CHAMPIONS



Holly Wadd



TABLE OF CONTENTS

GENERAL INFO

2	Quick Facts
3	Schedule
4	Roster
5	Squad Breakdown
5	Preseason Notebook
8	2017-18 Opponents

STAFF

18	Holly Warlick
21	Dean Lockwood
22	Sharrona Reaves
23	Bridgette Gordon
24	Michael Beaumont
24	Janet McGee
25	Heather Ervin
25	Alex Varlan
26	Lee Taylor
26	Jenna Kennedy
27	Brian Russell
27	Basketball Support Staff
28	Dr. Chris Klenck
28	Donna Thomas
29	Dr. Beverly Davenport
29	Dr. Donald Bruce
30	John Currie
32	Senior Athletics Staff
32	Expanded Senior Staff

PLAYERS

34	Rennia Davis
34	Kortney Dunbar
36	Cheridene Green
36	Kamera Harris
38	Anastasia Hayes
38	Meme Jackson
40	Kasiyahna Kushkituah
40	Jaime Nared
43	Mercedes Russell
46	Evina Westbrook
46	Career Game-By-Game
48	Career Production Tracker

REVIEW

50	Postseason Notebook
52	2016-17 Statistics
53	2016-17 Results
54	Breaking It Down
54	Week-By-Week Rankings
55	Game Boxscores/Recaps

HISTORY

72	All-Time Roster
75	The Early Years
76	All-Time Head Coaches
76	All-Time Assts. & Staff
77	Pat Summitt History
80	Lady Vol Honorees
83	WBCA All-Americans
83	WBHOF Inductees
83	NCAA Victory Totals
83	Lady Vol Olympians
84	Success In Coaching Ranks
86	Lady Vol Legends
88	Current WNBA Players
88	All-Time UT WNBA Picks
89	Former Lady Vol Pros

90	Lady Vols In The Draft
90	WNBA First Round Picks
90	All-Time Rosters/Stats

FACILITIES

106	Thompson-Boling Arena
106	Yearly Home Records
107	Top 25 Home Crowds
107	Arena Records
108	Year-By-Year Attendance
109	Largest Crowds
109	Big Crowd Records
110	Top 25 Away Crowds
110	Top 25 Neutral Crowds
111	Stokely Athletics Center
111	Alumni Gym
111	Stokely/Alumni Records
111	Largest Stokely Records
112	Year-By-Year Home Records
112	Pratt Pavilion

NCAA

114	NCAA Titles
114	Final Four Appearances
115	Women's Final Four Results
116	Seeding Through The Years
116	UT NCAA Tourney Stats
118	UT In The Postseason
119	UT NCAA Record vs. Opp.
119	UT NCAA Record vs. Conf.
120	NCAA Year-By-Year
120	NCAA Final Four W-L Record
121	NCAA Tournament Honors
121	NCAA Champions
121	NCAA Tourn. W-L Record
122	Returnees In NCAA Play
123	NCAA Misc. Accomplishments
124	UT NCAA Tourn. Records
124	UT Opp. NCAA Tourn. Records
125	1987 & 1989 NCAA Champs
126	1991 & 1996 NCAA Champs
127	1997 & 1998 NCAA Champs
128	2007 & 2008 NCAA Champs

SEC

130	2017 SEC Team Statistics
131	2017 SEC Individual Statistics
132	SEC Regular Season Champs
132	SEC Tournament Champs
132	SEC Tournament Records
132	SEC All-Time Records
132	SEC All-Time Standings

CREDITS

The 2017-18 Tennessee Women's Basketball Media Guide been produced with new material and with historical information originally presented on UTSports.com and previous UT Women's Basketball Media Guides.

Editors: Eric Trainer, Kimberly Hood, Josh Lively.

Design and Layout: Eric Trainer, Kimberly Hood, Josh Lively.

Photography: Donald Page, Craig Bisacre, Randy Sartin, Wade Rackley, Patrick Murphy-Racey, William Ewart, UTAD Photography Staff, UT Photo Services, USA Basketball.

Cover Design: Ryan Adams.

Printing: CCM of Tampa, Fla. Visit volwallart.com to purchase.

The University of Tennessee is an EEO/AA/Title VI/Title IX/Section 504/ADA/ADEA institution in the provision of its education and employment programs and services.

132	SEC Series Records
133	UT SEC Tourn. History
134	UT Conference Recognition
135	Most Decorated Lady Vols
136	UT SEC Tourn. Records
136	Opp. SEC Tourn. Records
136	SEC In The NCAA Tourn.

RECORDS

138	Great Lady Vol Scorers
145	Great Lady Vol Rebounders
146	UT Team Records
146	Season High & Lows
147	Opponent Records
147	Tennessee In Overtime Games
148	Scoring Records
149	Field Goal Records
150	3-Pt. Field Goal Records
151	Free Throw Records
152	Rebounding Records
153	Assist Records
154	Block Records
155	Steal Records
156	Year-By-Year Leaders
159	Misc. Single Game Records
160	Double-Doubles
161	Lady Vol Records
167	Records By Class
167	Season Avg. By Class
168	Season Statistical Breakdown
170	Final Yearly Rankings
170	Week-By-Week AP Poll
171	Records By Conference
172	Series Records
186	Tourney/Neutral Site Key
187	Year-By-Year Results

MEDIA INFO

204	Media Relations Staff
204	Directions To Arena
204	Hotel/Taxi Info.
205	Media Policies
206	Lady Vol Network
206	Programming/Vol Calls
206	Lady Vol Network Affiliates
207	SEC Quick Facts
207	SEC Media Relations
207	SEC Hoops By The Numbers
208	SEC Media Info.
208	SEC Tournament Info.
208	SEC Ticket Info.

GENERAL

STAFF

PLAYERS

REVIEW

HISTORY

FACILITIES

NCAA

SEC

RECORDS

MEDIA INFO



GENERAL

■ QUICK FACTS

GENERAL INFORMATION

Location	Knoxville, Tenn.
Founded	1794 (As Blount College)
Affiliation	NCAA Division I
Conference	Southeastern (SEC)
Enrollment	28,321
Colors	Orange & White
Nickname	Lady Volunteers
Mascot	Smokey
Band	Pride of the Southland
Home Arena/Court	Thompson-Boling Arena/The Summit
Capacity	21,678

UNIVERSITY ATHLETICS PERSONNEL

President	Dr. Joe DiPietro (Illinois, 1974)
Chancellor	Dr. Beverly J. Davenport (Western Kentucky, 1977)
Faculty Athletics Representative	Dr. Donald Bruce (Drew, 1994)
Vice Chancellor/Dir. of Athletics	John Currie (Wake Forest, 1993)
Senior Woman Administrator	Donna Thomas (Tennessee, 1988)

TEAM INFORMATION

2016-17 Overall Record	20-12
2016-17 Overall Record Breakdown . Home (13-3), Away (6-8), Neutral (1-1)	
2016-17 SEC Record/Finish	10-6/5th
2016-17 SEC Record Breakdown . . . Home (6-2), Away (4-4), Neutral (0-0)	
NCAA Tournament Finish	2nd Round
SEC Tournament Finish	2nd Round
Final National Rankings	RV - AP/RV - USA Today
Letterwinners Returning	5
Letterwinners Lost	5
Starters Returning	2
Starters Lost	3
Newcomers	5

TEAM HISTORY

First Season Of Basketball	1903
All-Time Overall Record	1,319-312 (.809)
All-Time SEC Record	377-64 (.855)
All-Time SEC Tournament Record	77-21 (.786)
All-Time NCAA Tournament Record	123-28 (.815)
All-Time Record At Thompson-Boling Arena	428-35 (.924)
NCAA Appearances/Last	36/2017
NCAA Regional Appearances/Last	34/2016
NCAA Final Four Appearances/Last	18/2008
NCAA Championships/Last	8/2008
SEC Regular Season Championships/Last	18/2015
SEC Tournament Championships/Last	17/2014

LADY VOL BASKETBALL STAFF

Head Coach	Holly Warlick (Tennessee, 1981)
Year At Tennessee	Sixth as head coach/33rd on staff
Career Record/Year	128-46 (.736)/5 Years

Record at Tennessee/Years	128-46 (.736)/5 Years
Career NCAA Appearances As Head Coach	5
NCAA Appearances While Head Coach At UT	5
Assistant Coach	Dean Lockwood (Spring Arbor, 1982)
Year At Tennessee	14th with Lady Vols/19th overall
Assistant Coach	Bridgette Gordon (Tennessee, 1989)
Year At Tennessee	First
Assistant Coach	Sharrona Reaves (Alabama, 1995)
Year At Tennessee	Second
Director of Basketball Operations . . .	Michael Beaumont (Central Arkansas, 2000)
Assistant To The Head Coach	Janet McGee (Tennessee Tech, 1981)
Director of Recruiting Ops. & Player Personnel . . .	Heather Ervin (Troy, 1999)
Video Coordinator	Alex Varlan (Tennessee, 2013)
Associate Director of Sports Medicine . . .	Jenna Kennedy (Oregon State, 2013)
Associate Strength Coach	Lee Taylor (Missouri Valley, 2008)
Basketball Address . . .	207 Thompson-Boling Arena, 1600 Phillip Fulmer Way, 37996
Basketball Office Phone	(865) 974-0600
Best Time To Call	Contact Media Relations

MEDIA RELATIONS

Associate Director - Media Relations/WBB Contact	Eric Trainer (Arkansas, 1988)
Email Address	etrainer@utk.edu
Office Phone	(865) 974-8173
Cell Phone	(865) 603-2916
Assistant A.D. - Media Relations	Tom Satkowiak (Tennessee, 2002)
Director of Football Communications Zach Stipe (Ohio Northern, 2008)	
Social Media Coordinator	Kellen Hiser (Wyoming, 2010)
Asst. Director - Media Relations	Amanda Pruitt (Harding, 2009)
Asst. Director - Media Relations	Stephen Lee (Rutgers, 2008)
Asst. Director - Media Relations	Sean Barows (South Florida, 2012)
Asst. Director - Media Relations/WBB Secondary	Kimberly Hood (Tennessee, 2008)
Asst. Director - Media Relations . . .	Maurice Williams (Livingstone, 2005)
Grad. Asst. - Media Relations	Josh Lively (Tennessee, 2017)
Grad. Asst. - Media Relations	Rachel Gunia (Tennessee, 2017)
Press Row Phone Number	(865) 974-0110
Media Relations Fax Number	(865) 974-1269
Mail/Overnight Address . . .	UT Media Relations, Anderson Training Center, Ground Floor, 1551 Lake Loudoun Blvd., Knoxville, TN 37996
Athletics Website	UTSports.com
Women's Basketball Twitter Account	@LadyVol_Hoops
Women's Basketball Instagram Account	LadyVol_Hoops
Women's Basketball Facebook Page	www.facebook.com/BallWithTheLadyVols

LADY VOL NETWORK/IMG COLLEGE

Flagship Station	Sports Radio WNML (FM 99.1, AM 990)
Play-By-Play Announcer . . .	Mickey Dearstone (19th year PxP & 28th overall)
Network Address	6701 Baum Dr., Suite 100, Knoxville, TN 37919
Network Phone Number	(865) 212-3570
Network Contact	Glenn Thackston

2017-18 SCHEDULE

DATE (DAY)	OPPONENT	SITE	TV / ONLINE BROADCAST	TIME
NOV. 7 (TUE.)	CARSON-NEWMAN (EXH.)	KNOXVILLE	SECN+ (ONLINE)	7:00 P.M.
NOV. 12 (SUN.)	EAST TENNESSEE STATE	KNOXVILLE	SECN+ (ONLINE)	2:00 P.M.
NOV. 15 (WED.)	JAMES MADISON	KNOXVILLE	SECN+ (ONLINE)	7:00 P.M.
NOV. 20 (MON.)	WICHITA STATE	KNOXVILLE	SECN+ (ONLINE)	7:00 P.M.
<i>Nov. 23-25 Cancun Challenge @ Hard Rock Hotel Riviera Maya Convention Center</i>				
Nov. 23 (Thu.)	vs. Marquette	Puerto Aventuras, Mexico	CBS Sports Digital (Online)	6:30 p.m.
Nov. 24 (Fri.)	vs. Oklahoma State	Puerto Aventuras, Mexico	CBS Sports Digital (Online)	4:00 p.m.
Nov. 25 (Sat.)	vs. South Dakota	Puerto Aventuras, Mexico	CBS Sports Digital (Online)	4:00 p.m.
NOV. 30 (THU.)	CENTRAL ARKANSAS	KNOXVILLE	SECN+ (ONLINE)	7:00 P.M.
DEC. 3 (SUN.)	ALABAMA STATE	KNOXVILLE	SECN+ (ONLINE)	2:00 P.M.
DEC. 6 (WED.)	TROY	KNOXVILLE	SECN+ (ONLINE)	7:00 P.M.
DEC. 10 (SUN.)	TEXAS	KNOXVILLE	ESPN2	3:00 P.M.
Dec. 17 (Sun.)	at Long Beach State	Long Beach, Calif.	Beach Vision (Online)	5:00 p.m.
Dec. 21 (Thu.)	at Stanford	Stanford, Calif.	Pac-12 Networks	9:00 p.m.
Dec. 31 (Sun.)	at Kentucky (at Rupp Arena)	Lexington, Ky.	SEC Network	Noon
JAN. 4 (THU.)	AUBURN	KNOXVILLE	SECN+ (ONLINE)	7:00 P.M.
JAN. 7 (SUN.)	VANDERBILT	KNOXVILLE	SEC NETWORK	NOON
Jan. 11 (Thu.)	at Texas A&M	College Station, Texas	SEC Network	7:00 p.m.
Jan. 14 (Sun.)	at South Carolina	Columbia, S.C.	ESPN2	1:00 p.m.
Jan. 18 (Thu.)	at Notre Dame	Notre Dame, Ind.	ESPN	7:00 p.m.
JAN. 21 (SUN.)	MISS. STATE (WE BACK PAT)	KNOXVILLE	ESPN2	3:00 P.M.
JAN. 25 (THU.)	OLE MISS	KNOXVILLE	SECN+ (ONLINE)	7:00 P.M.
Jan. 28 (Sun.)	at LSU	Baton Rouge, La.	SEC Network	1:00 p.m.
FEB. 1 (THU.)	TEXAS A&M	KNOXVILLE	SEC NETWORK	6:30 P.M.
Feb. 4 (Sun.)	at Vanderbilt	Nashville, Tenn.	ESPNU	2:00 p.m.
Feb. 8 (Thu.)	at Arkansas	Fayetteville, Ark.	SECN+ (Online)	8:00 p.m.
FEB. 11 (SUN.)	GEORGIA (LIVE PINK)	KNOXVILLE	SEC NETWORK	3:00 P.M.
FEB. 15 (THU.)	ALABAMA	KNOXVILLE	SEC NETWORK	6:30 P.M.
Feb. 18 (Sun.)	at Missouri	Columbia, Mo.	ESPNU or ESPN2	2:00 or 5:00 p.m.
Feb. 22 (Thu.)	at Florida	Gainesville, Fla.	SECN+ (Online)	7:00 p.m.
FEB. 25 (SUN.)	SOUTH CAROLINA	KNOXVILLE	ESPNU or ESPN2	NOON or 4:00 P.M.
Feb. 28-March 4 (Weds.-Sun.)	SEC Tournament	Nashville, Tenn.	SEC Network/ESPNU/ESPN2	TBD
March 16-19 (Fri.-Mon.)	NCAA First & Second Rounds	TBD	TBD	TBD
March 23-26 (Fri.-Mon.)	NCAA Regionals (Albany, N.Y./Kansas City, Mo./Lexington, Ky./Spokane, Wash.)			TBD
March 30 & April 1 (Fri./Sun.)	NCAA Final Four	Columbus, Ohio	TBD	TBD

All Times Listed As Eastern / Times, Dates & TV Schedules Subject To Change / TBD - To Be Determined / * Denotes SEC Game

- SECN+ games are online broadcasts and are available only on WatchESPN via computers, smartphones and tablets.

^ Denotes all of the games included in the ESPN package (ESPN, ESPN2, ESPNU) and the SEC Network will be available through WatchESPN, accessible online at WatchESPN.com, on smartphones and tablets via the WatchESPN app, and streamed on televisions through Amazon Fire TV, Apple TV, Chromecast, Roku, Xbox 360 or Xbox One to fans who receive their video subscription from an affiliated provider.

- Games listed with multiple networks (e.g.: ESPN2/ESPNU) are considered net flex and will be determined 7-10 days out

STAY UPDATED



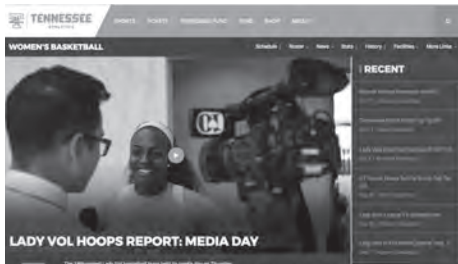
@LadyVol_Hoops



www.facebook.com/BallWithThe-LadyVols



utsports.com



2017-18 TENNESSEE LADY VOLUNTEERS



FRONT ROW (L-R): Anastasia Hayes, Kortney Dunbar, Jaime Nared, Meme Jackson.
BACK ROW (L-R): Evina Westbrook, Rennia Davis, Cheridene Green, Mercedes Russell, Kasiyahna Kushkituah, Kamera Harris.

NUMERICAL ROSTER

No.	Name	Ht.	Pos.	Yr.	Hometown	High School/Last School
0	Rennia Davis	6-2	G/F	FR	Jacksonville, Fla.	Ribault H.S.
1	Anastasia Hayes	5-7	G	FR	Murfreesboro, Tenn.	Riverdale H.S.
2	Evina Westbrook	6-0	G	FR	Salem, Ore.	South Salem H.S.
5	Kamera Harris	6-3	C	SO	Hampton, Ga.	Dutchtown H.S.
10	Meme Jackson	5-11	G/F	JR	Murfreesboro, Tenn.	Blackman H.S.
11	Kasiyahna Kushkituah	6-4	C	FR	Atlanta, Ga.	St. Francis H.S.
13	Kortney Dunbar	6-2	F	SR	Edwardsville, Ill.	Edwardsville H.S.
15	Cheridene Green	6-3	F	R-JR	London, England	Harris Acad. Beckenham/ASA College
21	Mercedes Russell	6-6	C	R-SR	Springfield, Ore.	Springfield H.S.
31	Jaime Nared	6-2	G/F	SR	Portland, Ore.	Westview H.S.

ALPHABETICAL ROSTER

No.	Name	Ht.	Pos.	Yr.	Hometown	High School/Last School
0	Rennia Davis	6-2	G/F	FR	Jacksonville, Fla.	Ribault H.S.
13	Kortney Dunbar	6-2	F	SR	Edwardsville, Ill.	Edwardsville H.S.
15	Cheridene Green	6-3	F	R-JR	London, England	Harris Acad. Beckenham/ASA College
5	Kamera Harris	6-3	C	SO	Hampton, Ga.	Dutchtown H.S.
1	Anastasia Hayes	5-7	G	FR	Murfreesboro, Tenn.	Riverdale H.S.
10	Meme Jackson	5-11	G/F	JR	Murfreesboro, Tenn.	Blackman H.S.
11	Kasiyahna Kushkituah	6-4	C	FR	Atlanta, Ga.	St. Francis H.S.
31	Jaime Nared	6-2	G/F	SR	Portland, Ore.	Westview H.S.
21	Mercedes Russell	6-6	C	R-SR	Springfield, Ore.	Springfield H.S.
2	Evina Westbrook	6-0	G	FR	Salem, Ore.	South Salem H.S.

STAFF

Holly Warlick – Head Coach
Dean Lockwood – Assistant Coach
Sharrona Reaves – Assistant Coach/Recruiting Coordinator
Bridgette Gordon – Assistant Coach
Michael Beaumont – Director of Basketball Operations
Janet McGee – Assistant to the Head Coach
Heather Ervin – Director of Recruiting Operations & Player Personnel
Alex Varlan – Video Coordinator
Lee Taylor – Associate Strength Coach
Jenna Kennedy – Associate Director of Sports Medicine

PRONUNCIATION GUIDE

Anastasia Hayes -- anna-STAY-zhuh
Cheridene Green -- SHARE-ih-dean
Evina Westbrook -- ee-VEE-na
Jaime Nared -- JAY-mee NARD
Kamera Harris -- CAM-er-ruh
Kasiyahna “Kasi” Kushkituah -- CASS-ee-YAW-nuh
 kush-KITTA-wah
Meme Jackson -- ME-ME
Sharrona Reaves -- sha-RON-uh
Rennia Davis -- reh-NYE-uh

SQUAD BREAKDOWN

STARTERS RETURNING (2)

No.	Name	Pos	Ht	Cl	Pts	Rebs	Asts	Notes
11	Mercedes Russell	C	6-6	R-SR	16.1	9.7	1.2	All-SEC Second Team, WBCA/AP HM A-A
31	Jaime Nared	F	6-2	SR	15.6	6.9	1.7	All-SEC Second Team

OTHER LETTERWINNERS RETURNING (3)

No.	Name	Pos	Ht	Cl	Pts	Rebs	Asts	Notes
10	Meme Jackson	G/F	5-11	JR	4.7	1.8	1.6	Started 19 games, hit 24 threes in 2016-17
13	Kortney Dunbar	F	6-2	SR	2.0	2.1	0.3	Has made 50 threes in 71 career games
5	Kamera Harris	C	6-3	SO	1.1	1.3	0.0	Played in seven games last year, hit 43% of FGs

NEWCOMERS (5)

No.	Name	Pos	Ht	Cl	Pts	Rebs	Hometown	Notes
15	Cheridene Green*	F	6-3	R-JR	20.5	16.5	London, Eng.	Two-time JUCO All-American
2	Evina Westbrook	G	6-0	FR	24.8	7.5	Salem, Ore.	USA TODAY National Player of the Year
0	Rennia Davis	G/F	6-2	FR	26.3	10.5	Jacksonville, Fla.	McDonald's All-American
1	Anastasia Hayes	G	5-7	FR	22.5	5.3	Murfreesboro, Tenn.	McDonald's All-American
11	Kasiyahna Kushkituah	C	6-4	FR	12.5	7.7	Atlanta, Ga.	McDonald's All-American

STARTERS LOST (3)

No.	Name	Pos	Ht	Cl	Pts	Rebs	Asts	Notes
11	Diamond DeShields	G	6-1	R-JR	17.4	6.4	3.8	All-SEC First Team, WBCA H.M. A-A
33	Alexa Middleton	G	5-9	JR	7.9	2.3	2.0	Started 13 games, hit 42 threes
0	Jordan Reynolds	G	5-11	SR	7.0	5.2	4.5	WNBA second-round pick

OTHER LOSSES (2)

No.	Name	Pos	Ht	Cl	Pts	Rebs	Asts	Notes
4	Schaquilla Nunn	F	6-3	R-SR	4.8	4.5	0.2	WNBA third-round pick
2	Te'a Cooper*	G	5-8	R-SO	8.6	1.9	2.1	2015-16 SEC All-Freshman selection

* - Redshirted in 2016-17 due to injury

PRESEASON NOTEBOOK

NARED, RUSSELL LEAD THE WAY

- Tennessee returns two starters (Mercedes Russell, Jaime Nared) and another part-time starter (Meme Jackson) from last year's squad, which wound up 20-12 after falling in the NCAA Second Round. The Big Orange women were 10-6 in league play a year ago and finished fifth in the SEC standings.
- In all, UT returns five players with NCAA Division I experience.
- Senior Mercedes Russell, a 6-foot-6 center from Springfield Ore., and classmate Jaime Nared, a 6-2 wing from Portland, Ore., are Tennessee's top returning players and should be in the conversation for All-America honors in 2017-18.
- Russell was second on the team in scoring (16.1 ppg.) and led the squad in rebounding (9.7) a year ago while setting a Tennessee record for a junior with 19 double-doubles. She was named an honorable mention All-American by AP and the WBCA as well as earning second-team All-SEC recognition.
- Nared, meanwhile, was third in scoring and second in rebounding for UT with 15.6 points and 6.9 rebounds per contest. She was second on the squad with 37 three-pointers and had eight double-doubles as a junior.
- Junior guard/forward Meme Jackson started 19 games and averaged 4.7 points and 1.8 rebounds while ranking fourth on the team with 24 three-pointers. Jackson is one of the team's best defensive players and should help

set the tone on that end this season.

- Also back are 6-2 senior forward Kortney Dunbar, who has hit 50 three-pointers over the past three seasons, and 6-3 sophomore center Kamera Harris, who saw limited action a year ago but hopes to add depth in the paint in 2017-18.

SENIORS DEVELOP LEADERSHIP SKILLS

- Seniors Mercedes Russell and Jaime Nared had opportunities during the offseason to develop their leadership skills.
- Nared capped a year of membership in the VOLeaders Academy with a leadership trip to Vietnam this summer, where UT student-athletes worked with children in orphanages, volunteered at various sport skill camps and visited with university students.
- The VOLeaders Academy, a first-of-its-kind program, is a dynamic partnership between the UT Center for Leadership and Service, the Center for Sport, Peace and Society and the Tennessee Athletics Department.
- Now in its second year, the program aims to inspire student-athletes to find ways to use their passion of sport and their influence to enact positive change that transcends their athletic success.
- Russell, meanwhile, was one of 68 SEC student-athletes participating in a joint meeting of the SEC Student-Athlete Leadership Councils and the Student-Athlete Advisory Committee (SAAC) in July.

■ PRESEASON NOTEBOOK (CONTINUED)

- This marked the first joint meeting of these groups since they were introduced by Commissioner Greg Sankey in 2016. Leadership councils for the sports of football and men's and women's basketball were created to provide student-athletes with additional opportunities to engage with campus leaders and conference office staff.

FIRST NO. 1 SIGNING CLASS SINCE 2008

- Tennessee's 2017 women's basketball signing class was ranked No. 1 in the nation by several recruiting services, including espnW HoopGurlz and Prospectsnation.com.

- The class is the highest rated of the Holly Warlick era, which includes the No. 3 group from 2013 and a No. 6-rated class in 2014.

- UT last signed a No. 1 class in 2008, when Glory Johnson (No. 3), Amber Gray (No. 4), Shekinna Stricklen (No. 8), Alicia Manning (No. 15), Alyssia Brewer (No. 20) and Briana Bass (No. 33) joined a program directed by Pat Summitt with Warlick and current assistant Dean Lockwood on hand as assistants.

- UT signed four players, with each one ranked among the top 11 players in the country by Prospectsnation.com. Three of the four were rated in the top 12 by espnW HoopGurlz, with the other player ranked at No. 55.

- New to the program are 6-0 guard Evina Westbrook of Salem, Ore./South Salem H.S. (No. 1 by All-Star Girls Report/No. 2 by Prospectsnation.com and espnW HoopGurlz), 5-7 guard Anastasia Hayes of Murfreesboro, Tenn./Riverdale H.S. (No. 6 by Prospectsnation.com/No. 9 by espnW HoopGurlz), 6-2 wing Rennia Davis of Jacksonville, Fla./Ribault H.S. (ranked No. 9 overall by Prospectsnation.com and No. 12 by espnW HoopGurlz) and 6-4 post player Kasiyahna Kushkituah of Atlanta, Ga./St. Francis H.S. (No. 9 by All-Star Girls Report/No. 11 by Prospectsnation.com/No. 55 by espnW HoopGurlz).

- Under Holly Warlick, the Lady Vols were No. 3 in 2013, No. 6 in 2014, No. 13 in 2015 (signed #12 & #49 players), not ranked in 2016 (three late signees, including JUCO All-American Cheridene Green), and No. 1 in 2017.

- The 2013 class included No. 1 Mercedes Russell, while the 2014 group featured No. 6 Jaime Nared.

GREEN READY AFTER REDSHIRT SEASON

- Redshirt junior forward Cheridene Green is ready to play after sitting out last season rehabbing a knee injury suffered in 2015-16.

- The 6-3 Green was a two-time All-American at ASA College in Brooklyn, N.Y., averaging 20.5 points and 16.5 rebounds per contest as a sophomore before redshirting at Tennessee last season. The power forward should offer immediate help inside for the Lady Vols.

- She was a first-team All-America selection in 2015-16 and second team in 2014-15.

- She ranked first in the NJCAA in rebounds, third in blocks and eighth in scoring in 2015-16.

- Green, from London, England, is the first international player in Lady Vol history and the fifth junior college transfer for the program, joining Zandra Montgomery (1977), Shannon Bobbitt (2006), Alberta Auguste (2006) and Jasmine Phillips (2012).

ALWAYS A CHALLENGING SCHEDULE

- Tennessee's 2017-18 regular-season schedule will include 21 of 29 games vs. teams that saw postseason action a year ago.

- Sixteen of those games are vs. 2017 NCAA Tournament teams, including NCAA national champion South Carolina (home and away), NCAA runner-up Mississippi State (home) and a third Final Four team in Stanford (away).

- UT will play three defending regular-season league champions in South Carolina (SEC), Notre Dame (ACC) and Central Arkansas (Southland).

- The Lady Vols must face seven defending conference tourney champs in South Carolina (SEC), Notre Dame (ACC), Central Arkansas (Southland), Stanford (Pac-12), Marquette (BIG EAST), Long Beach State (Big West) and Troy (Sun Belt).

- Tennessee opens the season with seven of its first 10 games at home and the other three taking place at the Cancun Challenge in Mexico Nov. 23-25.

- UT will be making its second in-season trip outside the U.S. during the Holly Warlick era and third overall. UT went 2-0 to win the Lucaya Division championship at the Junkanoo Jam at Freeport, Bahamas, during the 2013-14 season and went 3-0 during a tour of Italy during the summer of 2015.

- UT will have 15 televised games, including seven on ESPN networks, seven on the SEC Network and another on the Pac-12 Networks. The other 14 games will be streamed live by various entities, including 11 of them on SECN+.

SIX MCDONALD'S A-As ON ROSTER

- Tennessee has six McDonald's All-Americans on its 2017-18 roster.

- Those players are seniors Jaime Nared and Mercedes Russell as well as freshmen Rennia Davis, Anastasia Hayes, Kasiyahna Kushkituah and Evina Westbrook.

- This is the first time an entire Lady Vol signing class consisted only of McDonald's All-Americans.

- The total of four McDonald's honorees ranks behind only the five in the 2004 and 2008 signing classes.

- Russell was the 2013 McDonald's Game MVP, leading the West to victory with 16 points.

- Nared led the West to a win in 2014 with 15 points but came up just short in MVP voting.

- Davis, Hayes and Kushkituah helped the East defeat Westbrook's West squad, 80-74, in Chicago on March 29, 2017.

- Tennessee now has had 31 McDonald's All-Americans on its rosters through the years.

- Holly Warlick has signed nine McDonald's All-Americans as head coach and added another via transfer for 10 total in her sixth season as head coach.

LADY VOL LEGEND JOINS STAFF

- Women's Basketball Hall of Famer Bridgette Gordon, who helped Tennessee capture the first two of its eight NCAA titles as a student-athlete, returned to her alma mater as an assistant on July 20, 2017.

- Gordon, a 1988 U.S. Olympic gold medalist with 15 years of experience in the coaching ranks, came to Rocky Top from Wichita State, where she spent seven seasons, including the last three as the recruiting coordinator.

- Gordon, who served as associate head coach a year ago, helped WSU land the highest-ranked recruiting class in program history when Blue Star Basketball rated the 2012-13 signing group at No. 47 in the nation.

- In addition to her work as a gifted recruiter, Gordon helped the Shockers make their first three appearances

■ PRESEASON NOTEBOOK (CONTINUED)

ever in the NCAA Tournament while capturing the program's first three regular- and post-season conference championships. The Shockers advanced to postseason play five times during her stint in Wichita.

- Prior to her role at WSU (2010-17), Gordon was an assistant and recruiting coordinator at Georgia State (2007-10) and at Stetson (2001-06) as well as serving as a WNBA scout in 2006-07.

NARED, RUSSELL REPRESENT USA

- Seniors Jaime Nared and Mercedes Russell were members of the USA U23 National Team that won the U24 Four Nations Tournament over the summer in Tokyo, Japan.
- The Lady Vol duo started all three games and helped the USA defeat Australia on Aug. 12, 78-60; Canada on Aug. 13, 107-61; and host country Japan, 103-71, on Aug. 15.
- Russell (6.3 rpg.) and Nared (5.0) were the team's top two rebounders on a 12-player roster with minutes distributed evenly.
- Nared averaged 7.3 points per game, shooting 44 percent from the field, 33 percent on threes and 75 percent from the free throw line.
- Russell tossed in 5.3 points per contest, shooting a team-leading 64 percent from the field.
- It marked Russell's fourth appearance internationally with USA Basketball, while Nared enjoyed her first experience.

10 MILLION ATTENDANCE MARK IN SIGHT

- During the last 39 years, 9,858,831 fans have attended Lady Vol games, both at home (5,615,310) and outside of Knoxville (4,243,521).
- The Lady Vols enter the 2017-18 campaign needing only 141,169 in attendance to reach the 10-million plateau.
- Last year, 222,332 watched Tennessee play at all venues, meaning the 10-million mark should be easily reachable this season.
- In 2016-17, Tennessee finished second among all Division I women's programs in per game home attendance at 9,184, a mark that would have ranked 49th among all DI men's programs.
- UT has led NCAA Division I women's basketball attendance 19 times.

UT SAYS GOODBYE TO FIVE PLAYERS

- UT lost 2016-17 starting guards Jordan Reynolds (WNBA 2nd Round) and Diamond DeShields (signed pro contract in June) as well as reserve forward Schaquilla Nunn (WNBA 3rd Round) to the professional ranks.
- Guard Alexa Middleton and redshirt sophomore guard Te'a Cooper are no longer with the program. Cooper missed all of last season with a knee injury after averaging 8.6 ppg. as a freshman in 2015-16.
- DeShields was a two-time All-SEC performer and the team's leading scorer at 17.4 points per game a year ago.
- Reynolds averaged 7.0 points, 5.2 rebounds and 4.5 assists starting at point guard, leading the SEC in assist-to-turnover ratio (2.7).
- Nunn averaged 4.8 points and 4.4 rebounds in 32 games after transferring from Winthrop.
- Middleton played in 32 games, starting 13, and aver-

aged 7.9 points and 2.3 rebounds while hitting 42 three-points last season.

UT CONTINUES WNBA PIPELINE

- Jordan Reynolds and Schaquilla Nunn became the 43rd and 44th Tennessee Lady Volunteers to become WNBA players.
- Reynolds was taken with the 19th pick of the second round by the Atlanta Dream, while Nunn was chosen 25th overall in the third round by the San Antonio Stars during the April 2017 draft.
- They became the 38th and 39th players in Tennessee history and the seventh and eighth coached by Holly Warlick to be drafted by a WNBA team.
- Warlick's draftees include Reynolds and Nunn (2017), Bashaara Graves (2016), Cierra Burdick, Isabelle Harrison and Ariel Massengale (2015), Meighan Simmons (2014) and Kamiko Williams (2013).
- Diamond DeShields, a 2017 graduate, signed with a professional team in Turkey, while 2016 graduate Nia Moore signed with a team in Poland.
- During the 2017 WNBA season, seven Lady Vols earned roster spots for all or parts of the regular season, including Cierra Burdick (New York/San Antonio), Bashaara Graves (Chicago), Isabelle Harrison (San Antonio), Glory Johnson (Dallas), Meighan Simmons (Atlanta), Candace Parker (Los Angeles) and Shekinna Stricklen (Connecticut).

LADY VOLS HAVE WON 35 SEC TITLES

- Tennessee has won a combined total of 35 SEC Championships, claiming its 18th all-time SEC regular-season title in 2014-15.
- That regular season co-championship came on the heels of Tennessee's SEC Tournament title during the 2013-14 campaign.
- The Lady Vols have won SEC regular-season championships in four of the past eight seasons.
- UT has 17 league tournament titles to its credit, including three straight from 2010 to 2012 and four of the last eight.
- Since 1985, there have been only seven seasons where Tennessee didn't win at least a regular season or tournament title. Those came in 1986, 1987, 1991, 1997, 2009, 2016 and 2017.
- The Lady Vols have swept SEC regular-season and tournament championships on eight occasions. Those years included 1980, 1985, 1994, 1998, 1999, 2000, 2010 and 2011.
- Tennessee stands first in regular season and tournament titles in conference history with Georgia ranking second with seven regular season trophies and Vanderbilt standing sixth in tourney hardware with six pieces.

UT HAS MADE ALL 36 NCAA BRACKETS

- Tennessee is the only team to have played in all 36 NCAA Division I women's basketball tournaments.
- The Lady Vols are 124-28 all-time in NCAA play, advancing to the Elite Eight in three of the past five seasons.
- UT has been to 34 Sweet 16s, 28 Elite Eights and 18 NCAA Final Fours in 36 seasons of NCAA play.
- The Big Orange program ranks second in NCAA Division I women's basketball with eight national championships (1987, 1989, 1991, 1996, 1997, 1998, 2007, 2008).

GENERAL

STAFF

PLAYERS

REVIEW

HISTORY

FACILITIES

NCAA

SEC

RECORDS

MEDIA INFO





**CARSON-NEWMAN
LADY EAGLES (EXH.)**

11-7 | KNOXVILLE, TENN.

QUICK FACTS

Location: Jefferson City, Tenn.
Arena: Holt Fieldhouse (2,000)
Colors: Orange, Blue and White
President: Dr. Randall O'Brien
Enrollment: 2,400
Director of Athletics: Allen Morgan
Conference: South Atlantic

COACHING STAFF

Head Coach (Alma Mater/Year): Mike Mincey (King University '96)
Record/Year at CNU: 105-68/7th
Career Record/Year: 105-68/7th
Assistant Coach: Tatum Burstrom (Carson-Newman '16)

SEASON OUTLOOK

2016-17 Record: 20-10
2016-17 Conf. Record/Finish: 16-6/4th
Postseason: None
Starters Back/Lost: 4/1
Letterwinners Back/Lost: 9/3
Newcomers: 4
Series Record: UT 14-2
Last Meeting: Nov. 7, 2016, UT 95-56

2017-18 SCHEDULE

Nov. 7 at Tennessee (Exh.)
Nov. 10 vs. USC Aiken
Nov. 11 vs. Lander
Nov. 15 at King (Tenn.)
Nov. 17 at North Georgia
Nov. 18 Georgia College
Nov. 21 Shorter
Nov. 26 Columbus State
Dec. 2 at Newberry
Dec. 6 at Anderson
Dec. 9 Coker
Dec. 13 at Queens (N.C.)
Dec. 16 at Lenoir-Rhyne
Dec. 30 King (Tenn.)
Jan. 6 Catawba
Jan. 10 at Tusculum
Jan. 13 at Wingate
Jan. 17 Lincoln Memorial
Jan. 20 Newberry
Jan. 24 at Mars Hill
Jan. 27 at Coker
Jan. 31 Anderson (S.C.)
Feb. 3 at Lenoir-Rhyne
Feb. 10 Queens (N.C.)
Feb. 14 Tusculum
Feb. 17 at Catawba
Feb. 21 at Lincoln Memorial
Feb. 24 Wingate

MEDIA CONTACT INFO

Michael Wottreng, Basketball SID
mwottreng@cn.edu
2130 S. Branner Ave.
Jefferson City, TN 37760
Office: (865) 471-3477 • **Cell:** (513) 330-2582
Press Row: N/A • **Fax:** (865) 471-3514
www.cneagles.com

**ETSU
BUCCANEERS**

11-12 | KNOXVILLE, TENN.

QUICK FACTS

Location: Johnson City, Tenn.
Arena: Brooks Gym (2,700)
Colors: Navy Blue and Yellow Gold
President: Dr. Brian Noland
Enrollment: 14,606
Director of Athletics: Scott Carter
Conference: Southern

COACHING STAFF

Head Coach (Alma Mater/Year): Brittney Ezell (Alabama '99)
Record/Year at ETSU: 62-61/5th
Career Record/Year: 182-174/12th
Assistant Coaches: Chris Lewis (Emporia State '03), Keisha McClinic (MTSU '04)

SEASON OUTLOOK

2016-17 Record: 16-14
2016-17 Conf. Record: 8-6/3rd
Postseason: None
Starters Back/Lost: 4/1
Letterwinners Back/Lost: 7/5
Newcomers: 5
Series Record: UT 20-2-1
Last Meeting: Nov. 15, 2016, UT 83-58

2017-18 SCHEDULE

Nov. 10 Cincinnati
Nov. 12 at Tennessee
Nov. 15 at Appalachian State
Nov. 17 Tennessee Tech
Nov. 19 Duquesne
Nov. 24 vs. Notre Dame
Nov. 25 vs. USF/Washington State
Nov. 29 at Murray State
Dec. 3 at Winthrop
Dec. 10 at Houston
Dec. 14 at NC State
Dec. 16 Michigan State
Dec. 22 Northern Kentucky
Dec. 29 North Greenville
Jan. 4 Western Carolina
Jan. 6 UNC-Greensboro
Jan. 12 Chattanooga
Jan. 17 at Furman
Jan. 20 Wofford
Jan. 25 Mercer
Jan. 27 Samford
Feb. 1 at UNC-Greensboro
Feb. 3 at Western Carolina
Feb. 10 at Chattanooga
Feb. 15 Wofford
Feb. 17 Furman
Feb. 22 at Samford
Feb. 24 at Mercer

MEDIA CONTACT INFO

Marissa Avanzato, Basketball SID
etsusid@gmail.com
P.O. Box 70707, Johnson City, TN 37614
Office: (423) 439-5612 • **Cell:** (413) 822-6253
Press Row: (423) 439-5329 • **Fax:** (423) 439-6138
www.etsubucs.com

**JAMES MADISON
DUKES**

11-15 | KNOXVILLE, TENN.

QUICK FACTS

Location: Harrisonburg, Va.
Arena: JMU Convocation Center (6,426)
Colors: Purple and Gold
President: Jonathan Alger
Enrollment: 22,667
Director of Athletics: Jeff Bourne
Conference: Colonial

COACHING STAFF

Head Coach (Alma Mater/Year): Sean O'Regan (JMU '03)
Record/Year at JMU: 29-6/2nd
Career Record/Year: 29-6/2nd
Assistant Coaches: Bridgette Mitchell (Duke '10), Ian Caskill (JMU '03), Ashley Langford (Tulane '09)

SEASON OUTLOOK

2016-17 Record: 29-6
2016-17 Conf. Record/Finish: 15-3/2nd
Postseason: WNIT Third Round
Starters Back/Lost: 4/1
Letterwinners Back/Lost: 7/3
Newcomers: 4
Series Record: UT 3-0
Last Meeting: Nov. 11, 2016, UT 81-69

2017-18 SCHEDULE

Nov. 5 Christopher Newport (Exh.)
Nov. 10 Rutgers
Nov. 12 Wagner
Nov. 15 at Tennessee
Nov. 19 Saint Joseph's
Nov. 24 vs. Villanova
Nov. 25 vs. Vermont/American
Dec. 3 Florida State
Dec. 6 Liberty
Dec. 9 at St. John's
Dec. 17 at Dayton
Dec. 21 Bryant
Dec. 29 at Hofstra
Dec. 31 at Northeastern
Jan. 5 Towson
Jan. 7 Drexel
Jan. 12 Elon
Jan. 19 at College of Charleston
Jan. 21 at UNCW
Jan. 26 Hofstra
Jan. 28 College of Charleston
Feb. 2 at William & Mary
Feb. 4 at Elon
Feb. 9 Northeastern
Feb. 11 at Towson
Feb. 16 at Delaware
Feb. 18 UNCW
Feb. 23 at Drexel
Feb. 25 Delaware
Mar. 3 William & Mary

MEDIA CONTACT INFO

Devon Howard, Basketball SID
howardbd@jmu.edu
380 University Blvd., MSC 0404
Harrisonburg, VA 22807
Office: (540) 568-3701 • **Cell:** (540) 271-7352
Press Row: (540) 568-6710 • **Fax:** N/A
www.jmusports.com



GENERAL

STAFF

PLAYERS

REVIEW

HISTORY

FACILITIES

NCAA

SEC

RECORDS

MEDIA INFO

WICHITA STATE SHOCKERS

11-20 | KNOXVILLE, TENN.

QUICK FACTS

Location: Wichita, Kan.
Arena: Charles Koch Arena (10,506)
Colors: Yellow and Black
President: Dr. John Barco
Enrollment: 15,081
Director of Athletics: Darron Boatright
Conference: American Athletic

COACHING STAFF

Head Coach (Alma Mater/Year): Keitha Adams (Southwestern '89)
Record/Year at Wichita State: 0-0/1st
Career Record/Year: 411-246/22nd
Assistant Coaches: Ewa Laskowska (Kansas State), Bill Damuth (University of Texas at Tyler), Kelli Bagley (UTEP)

SEASON OUTLOOK

2016-17 Record: 15-16
2016-17 Conf. Record: 9-9/5th
Postseason: None
Starters Back/Lost: 4/1
Letterwinners Back/Lost: 9/4
Newcomers: 6
Series Record: UT 2-0
Last Meeting: Dec. 11, 2015, UT 58-51

2017-18 SCHEDULE

Nov. 1 Oklahoma Baptist (Exh.)
Nov. 4 Southwest Baptist (Exh.)
Nov. 10 at Creighton
Nov. 14 at Oklahoma State
Nov. 18 South Dakota
Nov. 20 at Tennessee
Nov. 24 vs. New Mexico
Nov. 25 vs. Illinois
Nov. 26 vs. UC Irvine
Nov. 29 Missouri State
Dec. 1 Western Illinois
Dec. 7 at Missouri State
Dec. 9 UMKC
Dec. 15 Chicago State
Dec. 16 Alcorn State
Dec. 20 at South Dakota State
Dec. 30 Tulsa
Jan. 2 at Houston
Jan. 6 at UCF
Jan. 10 Memphis
Jan. 13 at Tulane
Jan. 16 SMU
Jan. 21 USF
Jan. 27 at Memphis
Jan. 30 at ECU
Feb. 3 Houston
Feb. 7 Cincinnati
Feb. 10 at UConn
Feb. 14 Temple
Feb. 17 at SMU
Feb. 24 Tulane
Feb. 26 at Tulsa

MEDIA CONTACT INFO

Weston Pletcher, Basketball SID
wpletcher@goshockers.com
WSU Athletics Media Relations
1845 Fairmount St. • Wichita, KS 67260
Office: (316) 978-5447 • **Cell:** (316) 347-1925
Press Row: (316) 978-3299 • **Fax:** (316) 978-3336
www.goshockers.com

MARQUETTE GOLDEN EAGLES

11-23 | CANCUN CHALLENGE

QUICK FACTS

Location: Milwaukee, Wis.
Arena: Al McGuire Center (3,700)
Colors: Blue and Gold
President: Dr. Michael R. Lovell
Enrollment: 11,782
Director of Athletics: Bill Scholl
Conference: Big East

COACHING STAFF

Head Coach (Alma Mater/Year): Carolyn Kieger (Marquette, '06)
Career Record/Year at PSU: 48-46/4th
Career Record/Year: 48-46/4th
Assistant Coaches: Ginny Boggess (Wingate, '03) Scott Merritt (Marquette, '04) Vernette Skeete (Alcorn State, '05)

SEASON OUTLOOK

2016-17 Record: 25-8
2016-17 Conf. Record/Finish: 13-5/3rd
Postseason: NCAA First Round
Starters Back/Lost: 4/1
Letterwinners Back/Lost: 10/3
Newcomers: 4 (1 transfer redshirting)
Series Record: UT 2-0
Last Meeting: Mar. 21, 2011, UT 79-70

2017-18 SCHEDULE

Nov. 13 at New Mexico
Nov. 19 Loyola Maryland
Nov. 23 vs. Tennessee
Nov. 24 vs. Montana
Nov. 28 Loyola-Chicago
Dec. 2 at Green Bay
Dec. 4 Wisconsin
Dec. 7 at Michigan
Dec. 10 Army West Point
Dec. 17 at Milwaukee
Dec. 20 at Notre Dame
Dec. 28 St. John's
Dec. 30 Seton Hall
Jan. 4 DePaul
Jan. 7 at Creighton
Jan. 10 at Providence
Jan. 12 Butler
Jan. 14 Xavier
Jan. 19 at Georgetown
Jan. 21 at Villanova
Jan. 29 at DePaul
Feb. 2 Providence
Feb. 4 Creighton
Feb. 9 at Xavier
Feb. 11 at Butler
Feb. 16 Villanova
Feb. 18 Georgetown
Feb. 23 at Seton Hall
Feb. 25 at St. John's

MEDIA CONTACT INFO

Megan O'Shea, Basketball SID
megan.oshea@marquette.edu
770 N. 12th Street
Milwaukee, WI 53233
Office: (414) 288.7419
Press Row: (414) 288.6519 • **Fax:** (414) 288.6040
www.GoMarquette.com

OKLAHOMA STATE COWGIRLS

11-24 | CANCUN CHALLENGE

QUICK FACTS

Location: Stillwater, Okla.
Arena: Gallagher-Iba Arena (13,611)
Colors: Orange & Black
President: Burns Hargis
Enrollment: 25,594
Director of Athletics: Mike Holder
Conference: Big 12

COACHING STAFF

Head Coach (Alma Mater/Year): Jim Littell (Southwestern College '77)
Record/Year at OSU: 126-69/7th
Career NCAA D1 Record/Year: 126-69/7th
Associate Head Coach: Bill Annan (Kansas State '86)
Assistant Coaches: Ashley Davis (TCU '05), Jerise Freeman (Pacific '07)

SEASON OUTLOOK

2016-17 Record: 17-15
2016-17 Conf. Record/Finish: 6-12/7th
Postseason: WNIT First Round
Starters Back/Lost: 3/2
Letterwinners Back/Lost: 7/5
Newcomers: 7
Series Record: UT 1-0
Last Meeting: Dec. 4, 1992, UT 69-60

2017-18 SCHEDULE

Oct. 29 East Central (Exh.)
Nov. 10 Incarnate Word
Nov. 11 Wichita State
Nov. 17 UT Rio Grande Valley
Nov. 19 Northwestern State
Nov. 23 vs. Tennessee
Nov. 30 Southern
Dec. 3 at Mississippi State
Dec. 8 UCLA
Dec. 19 USC Upstate
Dec. 21 Louisiana-Monroe
Dec. 28 at Texas Tech
Dec. 31 Kansas State
Jan. 3 at Texas
Jan. 7 Oklahoma
Jan. 13 at Kansas State
Jan. 17 West Virginia
Jan. 20 at Oklahoma
Jan. 24 Iowa State
Jan. 27 Texas Tech
Jan. 31 at Baylor
Feb. 3 Kansas
Feb. 7 at TCU
Feb. 10 at Iowa State
Feb. 13 Baylor
Feb. 17 Texas
Feb. 21 at Kansas
Feb. 24 at West Virginia
Feb. 26 TCU

MEDIA CONTACT INFO

Ryan Cameron, Basketball SID
ryan.cameron@okstate.edu
220 Athletics Center
Stillwater, OK 74078
Office: (405) 744-4854 • **Cell:** (405) 742-4363
Fax: (405) 744-7754 • **Press Row:** (405) 744-5757
www.okstate.com





**SOUTH DAKOTA
COYOTES**

11-25 | CANCUN CHALLENGE

QUICK FACTS

Location: Vermillion, S.D.
Arena: Sanford Coyote Sports Center (6,000)
Colors: Red and White
President: James W. Abbott
Enrollment: 10,038
Athletics Director: David Herbster
Conference: The Summit League

COACHING STAFF

Head Coach (Alma Mater/Year): Dawn Plitzuweit (Michigan Tech '95)
Record/Year at USD: 23-9/2nd
Career Record/Year: 211-102/10th
Assistant Coaches: Jason Jeschke, Kayla Tetschlag, Aaron Horn

SEASON OUTLOOK

2016-17 Record: 23-9
2016-17 Conf. Record/Finish: 11-5/4th
Postseason: None
Starters Back/Lost: 3/2
Letterwinners Back/Lost: 9/4
Newcomers: 5
Series Record: First Meeting
Last Meeting: N/A

2017-18 SCHEDULE

Nov. 10 at Iowa State
Nov. 14 Creighton
Nov. 18 Wichita State
Nov. 23 vs. Oklahoma State
Nov. 24 vs. Indiana State
Nov. 25 vs. Tennessee
Nov. 29 Bellevue
Dec. 2 at Stephen F. Austin
Dec. 4 at Incarnate Word
Dec. 9 CSU Bakersfield
Dec. 16 Tulsa
Dec. 19 UC Riverside
Dec. 21 North Dakota
Dec. 30 Denver
Jan. 2 at North Dakota State
Jan. 4 at Western Illinois
Jan. 10 Mount Marty
Jan. 13 Fort Wayne
Jan. 17 at Oral Roberts
Jan. 20 Omaha
Jan. 25 at South Dakota State
Jan. 27 at Denver
Feb. 1 Western Illinois
Feb. 3 North Dakota State
Feb. 7 at Fort Wayne
Feb. 10 Doane
Feb. 14 at Omaha
Feb. 17 Oral Roberts
Feb. 21 South Dakota State

MEDIA CONTACT INFO

Britni Waller, Basketball SID
Britni.Waller@usd.edu
310 DakotaDome, 414 E. Clark St., Vermillion, SD 57069
Office: (605) 658-5545 • **Cell:** (402) 617-4494
GoYotes.com

**CENTRAL ARKANSAS
SUGAR BEARS**

11-30 | KNOXVILLE, TENN.

QUICK FACTS

Location: Conway, Ark.
Arena: Farris Center (5,000)
Colors: Purple and Gray
President: Dr. Houston D. Davis
Enrollment: 11,350
Director of Athletics: Dr. Brad Teague
Conference: Southland

COACHING STAFF

Head Coach (Alma Mater/Year): Sandra Rushing (Alabama '86)
Record/Year at UCA: 104-50/5th
Career Record/Year: 507-305/27th
Assistant Coaches: Greg Long, Shameka Thomas, Chelsey Rhodes

SEASON OUTLOOK

2016-17 Record: 26-5
2016-17 Conf. Record/ Finish: 16-2/1st
Postseason: NCAA First Round
Starters Back/Lost: 2/3
Letterwinners Back/Lost: 5/6
Newcomers: 8
Series Record: UT 1-0
Last Meeting: Nov. 15, 2015, UT 102-47

2017-18 SCHEDULE

Nov. 10 Hendrix College
Nov. 14 at Baylor
Nov. 20 Alcorn State University
Nov. 28 Crowley's Ridge College
Nov. 30 at Tennessee
Dec. 4 Williams Baptist College
Dec. 7 Central Baptist College
Dec. 9 at Texas A&M
Dec. 16 at South Alabama
Dec. 20 TBA Florida International Tourn.
Dec. 21 TBA Florida International Tourn.
Dec. 28 at Texas A&M - Corpus Christi
Dec. 31 Southeastern Louisiana
Jan. 3 Sam Houston State
Jan. 6 Lamar University
Jan. 10 at Incarnate Word
Jan. 13 at Nicholls State
Jan. 17 New Orleans
Jan. 20 Abilene Christian
Jan. 24 at Stephen F. Austin
Jan. 27 at Northwestern State
Feb. 3 at Southeastern Louisiana
Feb. 7 Houston Baptist
Feb. 14 at McNeese State
Feb. 17 Nicholls State
Feb. 21 Stephen F. Austin
Feb. 24 at Abilene Christian
Feb. 28 at Sam Houston State
Mar. 3 Northwestern State

MEDIA CONTACT INFO

Josh Goff, Basketball SID
jgoff@uca.edu
201 Donaghey Ave., Bear Hall 4th Floor
Conway, AR 72035
Office: (501) 450-5695 • **Cell:** (501) 650-6886
Press Row: (501) 852-2673 • **Fax:** (501) 450-5740
www.UCASports.com

**ALABAMA STATE
LADY HORNETS**

12-3 | KNOXVILLE, TENN.

QUICK FACTS

Location: Montgomery, Ala.
Arena: Dunn-Oliver Acadome (7,400)
Colors: Black and Old Gold
President: Dr. Quinton T. Ross, Jr.
Enrollment: 5,627
Interim Director of Athletics: Jennifer Lynne Williams
Conference: Southwestern Athletic

COACHING STAFF

Head Coach (Alma Mater/Year): Freda Freeman-Jackson (Alabama State, '84)
Record/Year at ASU: 293-284/20th
Career Record/Year: 293-284/20th
Assistant Coaches: Clayton Harris (Alabama State, '80), Yvette McDaniel (Georgia State, '86), Dexter Holt (Alabama A&M, '96)

SEASON OUTLOOK


2016-17 Record: 14-16
2016-17 Conf. Record/Finish: 12-6/3rd
Postseason: None
Starters Back/Lost: 2/3
Letterwinners Back/Lost: 4/7
Newcomers: 10
Series Record: UT, 1-0
Last Meeting: Mar. 22, 2003, UT 95-83

2017-18 SCHEDULE

Nov. 10 at South Carolina
Nov. 13 Savannah State
Nov. 16 Troy
Nov. 19 at Samford
Nov. 24 vs. Stephen F. Austin
Nov. 25 vs. Southern Mississippi
Nov. 28 South Alabama
Dec. 3 at Tennessee
Dec. 15 at Miami (Fla.)
Dec. 19 at Alabama-Birmingham
Dec. 21 University of Mobile
Jan. 1 at Jackson State
Jan. 3 at Grambling State
Jan. 6 Mississippi Valley State
Jan. 8 Arkansas-Pine Bluff
Jan. 13 Alabama A&M
Jan. 20 at Southern University
Jan. 22 at Alcorn State
Jan. 27 Prairie View A&M
Jan. 29 Texas Southern
Feb. 3 at Mississippi Valley State
Feb. 5 at Arkansas-Pine Bluff
Feb. 10 at Alabama A&M
Feb. 17 Southern University
Feb. 19 Alcorn State
Feb. 24 at Prairie View A&M
Feb. 26 at Texas Southern
Mar. 1 Jackson State
Mar. 3 Grambling State

MEDIA CONTACT INFO

Travis Jarome, Basketball SID
tjarome@asu.edu
915 S. Jackson Street
Montgomery, AL 36104
Office: (334) 832-2632 • **Cell:** (334) 294-1475
Press Row: (334) 263-0367
www.bamastatesports.com



GENERAL

STAFF

PLAYERS

REVIEW

HISTORY

FACILITIES

NCAA

SEC

RECORDS

MEDIA INFO

TROY TROJANS

12-6 | KNOXVILLE, TENN.

QUICK FACTS

Location: Troy, Ala.
Arena: Trojan Arena (5,200)
Colors: Cardinal, Silver and Black
Chancellor: Dr. Jack Hawkins, Jr.
Enrollment: 20,000
Director of Athletics: Jeremy McClain
Conference: Sun Belt

COACHING STAFF

Head Coach (Alma Mater/Year): Chanda Rigby (Southeastern Louisiana '90)
Record/Year at TU: 81-77/6th
Career Record/Year: 81-77/6th
Assistant Coaches: Jennifer Graf (Northwestern St. '00), Courtney Simmons (Louisville '08), Neil Harrow (West Scotland '10)

SEASON OUTLOOK

2016-17 Record: 22-11
2016-17 Conf. Record/Finish: 12-6/3rd
Postseason: NCAA First Round
Starters Back/Lost: 1/4
Letterwinners Back/Lost: 7/9
Newcomers: 8
Series Record: UT 2-0
Last Meeting: Dec. 21, 2016, UT 110-84

2017-18 SCHEDULE

Nov. 1 AUM (exhibition)
Nov. 10 Stillman
Nov. 16 at Alabama State
Nov. 21 at Ole Miss
Nov. 27 at Tennessee State
Dec. 1 Jacksonville
Dec. 6 at Tennessee
Dec. 9 Montevallo
Dec. 14 at MTSU
Dec. 17 at Samford
Dec. 21 at Tulane
Dec. 22 vs. Samford/UTEP
Dec. 29 Georgia Southern
Dec. 31 Georgia State
Jan. 4 at UT Arlington
Jan. 6 at Texas State
Jan. 13 at South Alabama
Jan. 18 Appalachian State
Jan. 20 Coastal Carolina
Jan. 25 at ULM
Jan. 27 at UL Lafayette
Feb. 3 South Alabama
Feb. 8 Arkansas State
Feb. 10 Little Rock
Feb. 15 at Coastal Carolina
Feb. 17 at Appalachian State
Feb. 22 UL Lafayette
Feb. 24 ULM
Mar. 1 at Georgia State
Mar. 3 at Georgia Southern

MEDIA CONTACT INFO

Wes Johnson, Basketball SID
wjvjohnson@troy.edu
5000 Veterans Stadium Drive
Troy, Alabama 36082
Office: (334) 670-5655 • **Cell:** (334) 430-3271
www.troytrojans.com

TEXAS LONGHORNS

12-10 | KNOXVILLE, TENN.

QUICK FACTS

Location: Austin, Texas
Arena: Frank Erwin Center (16,540)
Colors: Burnt Orange and White
President: Gregory L. Fenves
Enrollment: 51,334
Women's Athletics Director: Chris Plonsky
Conference: Big 12

COACHING STAFF

Head Coach (Alma Mater/Year): Karen Aston (Arkansas Little-Rock '87)
Record/Year at UT: 114-55/5th
Career Record/Year: 215-118/10th
Assistant Coaches: Jaime Carey (Texas '04), Tina Thompson (USC '97), George Washington (Abilene Christian '00)

SEASON OUTLOOK

2016-17 Record: 25-9
2016-17 Conf. Record/Finish: 15-3/2nd
Postseason: NCAA Sweet 16
Starters Back/Lost: 3/2
Letterwinners Back/Lost: 9/3
Newcomers: 4
Series Record: Tennessee, 23-15
Last Meeting: Dec. 11, 2016, Texas 72-67

2017-18 SCHEDULE

Nov. 5 Oklahoma City University (Exh.)
Nov. 12 Stetson
Nov. 15 McNeese State
Nov. 17 UTSA
Nov. 24 vs. LSU
Nov. 25 vs. Washington
Nov. 30 Louisiana Tech
Dec. 3 at Georgia
Dec. 10 at Tennessee
Dec. 13 Northwestern State
Dec. 17 Florida State
Dec. 28 at Oklahoma
Dec. 31 West Virginia
Jan. 3 Oklahoma State
Jan. 7 at Kansas State
Jan. 10 at TCU
Jan. 13 Kansas
Jan. 15 UConn
Jan. 20 at Texas Tech
Jan. 25 at Baylor
Jan. 27 Iowa State
Jan. 31 at Kansas
Feb. 3 TCU
Feb. 5 at West Virginia
Feb. 10 Kansas State
Feb. 14 Texas Tech
Feb. 17 at Oklahoma State
Feb. 19 Baylor
Feb. 24 at Iowa State
Feb. 27 Oklahoma

MEDIA CONTACT INFO

Sean Cartell, Basketball SID
sean.cartell@athletics.utexas.edu
P.O. Box 7399, Austin, TX 78712
Office: (512) 471-6039 • **Cell:** (352) 278-5422
Press Row: (512) 471-4246 • **Fax:** (512) 471-6040
www.TexasSports.com

LONG BEACH STATE 49ERS

12-17 | LONG BEACH, CALIF.

QUICK FACTS

Location: Long Beach, Calif.
Arena: Walter Pyramid (4,200)
Colors: Black & Gold
President: Dr. Jane Close Conoley
Enrollment: 36,822
Director of Athletics: Andy Fee
Conference: Big West

COACHING STAFF

Head Coach (Alma Mater/Year): Jeff Cammon (Alcorn State '03)
Record/Year at LBSU: 0-0/1st
Career Record/Year: 0-0/1st
Assistant Coaches: Bryan Camacho (UCLA, '96), Kevin Adams (UC Riverside, '09), Laura Dinkins (Northern Arizona, '08)

SEASON OUTLOOK

2016-17 Record: 23-11
2016-17 Conf. Record/Finish: 12-4 (2nd)
Postseason: NCAA First Round
Starters Back/Lost: 1/4
Letterwinners Back/Lost: 6/8
Newcomers: 8
Series Record: UT 3-3
Last Meeting: Dec. 19, 1989, LBSU 62-58

2017-18 SCHEDULE

Nov. 10 Pepperdine
Nov. 12 Montana State
Nov. 17 Loyola Marymount
Nov. 20 at USC
Nov. 22 at San Diego
Nov. 28 at Arizona
Dec. 1 vs. Oral Roberts
Dec. 2 at Montana
Dec. 7 at Grand Canyon University
Dec. 17 Tennessee
Dec. 20 Illinois State
Dec. 21 New Mexico State/Northeastern
Dec. 28 vs. NJIT
Dec. 29 vs. VCU or Penn
Jan. 4 at UC Santa Barbara
Jan. 6 at UC Riverside
Jan. 11 at Cal State Fullerton
Jan. 13 at Hawaii
Jan. 20 UC Santa Barbara
Jan. 25 Cal Poly
Feb. 1 UC Davis
Feb. 3 UC Irvine
Feb. 8 at CSUN
Feb. 10 at Cal Poly
Feb. 15 at UC Davis
Feb. 17 Cal State Fullerton
Feb. 21 at UC Irvine
Feb. 24 Hawaii
Mar. 1 UC Riverside
Mar. 3 CSUN

MEDIA CONTACT INFO

Lindy Zamora, Basketball SID
Lindy.Zamora@csulb.edu
1250 Bellflower Blvd.
Long Beach, CA 90840
Office: (562) 985-8569 • **Cell:** (909) 557-4158
Press Row: (562) 985-4667
www.longbeachstate.com





**STANFORD
CARDINAL**

12-21 | STANFORD, CALIF.

QUICK FACTS

Location: Stanford, Calif.
Arena: Maples Pavilion (7,233)
Colors: Cardinal and White
President: Marc Tessier-Lavigne
Enrollment: 16,336
Director of Athletics: Bernard Muir
Conference: Pac-12

COACHING STAFF

Head Coach (Alma Mater/Year): Tara VanDerveer (Indiana '75)
Record/Year at Stanford: 860-180/31st
Career Record/Year: 1,012-231/38th
Associate Head Coach: Kate Paye (Stanford '95)
Assistant Coaches: Tempie Brown (Michigan '90), Lindy La Rocque (Stanford '12)

SEASON OUTLOOK

2016-17 Record: 32-6
2016-17 Conf. Record/Finish: 15-3/T-2nd
Postseason: NCAA Final Four
Starters Back/Lost: 2/3
Letterwinners Back/Lost: 10/3
Newcomers: 4
Series Record: 24-10
Last Meeting: Dec. 18, 2016, UT 59-51

2017-18 SCHEDULE

Nov. 4 UC San Diego (Exh.)
Nov. 10 at Ohio State
Nov. 12 vs. Connecticut
Nov. 17 UC Riverside
Nov. 19 CSU Bakersfield
Nov. 23 vs. Kent State
Nov. 24 vs. Gonzaga/Belmont
Nov. 25 vs. TBD
Nov. 29 at San Francisco
Dec. 3 at Baylor
Dec. 16 UNLV
Dec. 18 Western Illinois
Dec. 21 Tennessee
Dec. 29 UCLA
Dec. 31 USC
Jan. 5 at Arizona
Jan. 7 at Arizona State
Jan. 12 Washington State
Jan. 14 Washington
Jan. 19 at USC
Jan. 21 at UCLA
Jan. 26 Arizona State
Jan. 28 Arizona
Feb. 2 at Oregon State
Feb. 4 at Oregon
Feb. 9 Utah
Feb. 11 Colorado
Feb. 15 California
Feb. 17 at California
Feb. 23 at Washington
Feb. 25 at Washington State

MEDIA CONTACT INFO

John Cantalupi, Basketball SID
johncan@stanford.edu
641 East Campus Drive, Arrillaga Family Sports Center, Stanford, CA, 94305
Office: (650) 725-7277 • **Cell:** (650) 924-8304
Press Row: (650) 723-4418 • **Fax:** (650) 725-2957
www.gostanford.com

**KENTUCKY
WILDCATS**

12-31 | LEXINGTON, KY.

QUICK FACTS

Location: Lexington, Ky.
Arena: Memorial Coliseum (8,000)
Colors: Blue and White
President: Dr. Eli Capilouto
Enrollment: 30,000
Director of Athletics: Mitch Barnhart
Conference: Southeastern

COACHING STAFF

Head Coach (Alma Mater/Year): Matthew Mitchell (Mississippi State '95)
Record/Year at UK: 241-100/11th
Career Record/Year: 271-129/13th
Associate Head Coach: Kyra Elzy (Tennessee '99)
Assistant Coaches: Niya Butts (Tennessee '00), Lin Dunn (UT Martin '69)

SEASON OUTLOOK

2016-17 Record: 22-11
2016-17 Conf. Record/Finish: 11-5/T-3rd
Postseason: NCAA Second Round
Starters Back/Lost: 3/2
Letterwinners Back/Lost: 9/3
Newcomers: 5
Series Record: UT 54-11
Last Meeting: Jan. 1, 2017, UT 72-65

2017-18 SCHEDULE

Nov. 5 Southern Indiana (Exh.)
Nov. 10 Sacramento State
Nov. 12 Gardner-Webb
Nov. 16 at Montana
Nov. 19 at Washington State
Nov. 22 Morehead State
Nov. 26 Marshall
Nov. 30 at Baylor
Dec. 3 Tennessee Tech
Dec. 5 Evansville
Dec. 8 at Florida Gulf Coast
Dec. 10 at Miami (Fla.)
Dec. 17 Louisville
Dec. 21 California
Dec. 28 at Middle Tennessee
Dec. 31 Tennessee
Jan. 4 at Texas A&M
Jan. 7 Georgia
Jan. 11 at Florida
Jan. 14 at Vanderbilt
Jan. 21 South Carolina
Jan. 25 Alabama
Jan. 29 at Arkansas
Feb. 1 Auburn
Feb. 4 LSU
Feb. 8 at Missouri
Feb. 11 at Mississippi State
Feb. 15 Arkansas
Feb. 18 at South Carolina
Feb. 22 at Ole Miss
Feb. 25 Mississippi State

MEDIA CONTACT INFO

Evan Crane, Basketball SID
wesley.crane@uky.edu
Joe Craft Center
338 Lexington Ave., Lexington, KY 40506
Office: (859) 257-8431 • **Cell:** (270) 559-8120
Press Row: (859) 323-5900 • **Fax:** (859) 323-4310
www.UKathletics.com

**AUBURN
TIGERS**

1-4 | KNOXVILLE, TENN.

QUICK FACTS

Location: Auburn, Ala.
Arena: Auburn Arena (9,121)
Colors: Burnt Orange and Navy Blue
President: Dr. Steven Leath
Enrollment: 28,290
Director of Athletics: Jay Jacobs
Conference: Southeastern

COACHING STAFF

Head Coach (Alma Mater/Year): Terri Williams-Flournoy (Penn State '91)
Record/Year at AU: 88-76/5th
Career Record/Year: 231-180/13th
Associate Head Coach: Ty Evans (Wisconsin-Whitewater '95)
Assistant Coaches: Adrian Walters (St. Francis '87), Clarisse Garcia (Villanova '07)

SEASON OUTLOOK

2016-17 Record: 17-15
2016-17 Conf. Record/Finish: 7-9/T-8th
Postseason: NCAA National =Champions
Starters Back/Lost: 3/2
Letterwinners Back/Lost: 9/4
Newcomers: 5
Series Record: UT 41-11
Last Meeting: Jan. 19, 2017, AU 79-61

2017-18 SCHEDULE

Nov. 13 at Virginia Tech
Nov. 16 North Carolina A&T
Nov. 19 Louisiana Tech
Nov. 24 vs. Georgetown
Nov. 25 vs. Northwestern
Nov. 26 vs. Chattanooga
Nov. 29 Louisiana-Monroe
Dec. 3 at Indiana
Dec. 8 at Louisiana-Lafayette
Dec. 9 Southern
Dec. 19 Southeastern Louisiana
Dec. 28 Xavier
Dec. 31 Florida
Jan. 4 at Tennessee
Jan. 7 Texas A&M
Jan. 11 at South Carolina
Jan. 14 Arkansas
Jan. 18 at LSU
Jan. 21 at Georgia
Jan. 28 Alabama
Feb. 1 at Kentucky
Feb. 4 at Texas A&M
Feb. 8 LSU
Feb. 12 Vanderbilt
Feb. 15 Missouri
Feb. 18 at Alabama
Feb. 22 at Mississippi State
Feb. 25 Ole Miss

MEDIA CONTACT INFO

Wes Todd, Basketball SID
wlt0006@auburn.edu
P.O. Box 351, Auburn, AL 36831-0351
Office: (334) 844-9800 • **Cell:** (334) 750-5682
Press Row: (334) 844-1933 • **Fax:** (334) 844-9807
www.auburntigers.com



GENERAL

STAFF

PLAYERS

REVIEW

HISTORY

FACILITIES

NCAA

SEC

RECORDS

MEDIA INFO

VANDERBILT COMMODORES

1-7 | KNOXVILLE, TENN.
2-4 | NASHVILLE, TENN.

QUICK FACTS

Location: Nashville, Tenn.
Arena: Memorial Gymnasium (14,326)
Colors: Black & Gold
Chancellor: Nicholas S. Zeppos
Enrollment: 6,871
Director of Athletics: David Williams III
Conference: Southeastern

COACHING STAFF

Head Coach (Alma Mater/Year): Stephanie White (Purdue '99)
Record/Year at VU: 14-16/2nd
Career Record/Year: 14-16/2nd
Associate Head Coach: Carolyn Peck (Vanderbilt, '88)
Assistant Coaches: Joy Cheek (Duke, '09), Kelly Komara (Purdue '02)

SEASON OUTLOOK

2016-17 Record: 14-16
2016-17 Conf. Record/Finish: 4-12/11th
Postseason: N/A
Starters Back/Lost: 4/1
Letterwinners Back/Lost: 8/4
Newcomers: 6
Series Record: UT 69-9
Last Meeting: Jan. 22, 2017, UT 91-63

2017-18 SCHEDULE

Oct. 29 Marian
Nov. 10 Middle Tennessee
Nov. 14 at Central Michigan
Nov. 17 at Tulane
Nov. 20 Ball State
Nov. 23 vs. George Washington
Nov. 24 vs. Syracuse
Nov. 25 vs. Wisconsin
Nov. 29 at St. Louis
Dec. 2 Iowa State
Dec. 7 at Louisville
Dec. 16 Memphis
Dec. 19 NC State
Dec. 21 Belmont
Dec. 28 Lipscomb
Jan. 1 at LSU
Jan. 4 Georgia
Jan. 7 at Tennessee
Jan. 11 Missouri
Jan. 14 Kentucky
Jan. 18 South Carolina
Jan. 21 at Alabama
Jan. 28 Texas A&M
Feb. 1 at Ole Miss
Feb. 4 Tennessee
Feb. 8 at Georgia
Feb. 12 at Auburn
Feb. 15 Mississippi State
Feb. 18 at Florida
Feb. 22 at Missouri
Feb. 25 Arkansas

MEDIA CONTACT INFO

Jessica Poole, Basketball SID
jessica.e.poole@vanderbilt.edu
2601 Jess Neely Drive, Nashville, TN 37212
Office: (615) 343-5823
Press Row: (615) 320-0436 • **Fax:** (615) 343-3618
vucommidores.com

TEXAS A&M AGGIES

1-11 | COLLEGE STATION, TEXAS
2-1 | KNOXVILLE, TENN.

QUICK FACTS

Location: College Station, Texas
Arena: Reed Arena (12,989)
Colors: Maroon and White
President: Michael K. Young
Enrollment: 66,190
Director of Athletics: Scott Woodward
Conference: Southeastern

COACHING STAFF

Head Coach (Alma Mater/Year): Gary Blair (Texas Tech '72)
Record/Year at TAMU: 331-141/14th
Career Record/Year: 739-304/32nd
Associate Head Coach: Kelly Bond-White (Illinois '98)
Assistant Coaches: Bob Starkey, Amy Wright (Arkansas '02)

SEASON OUTLOOK

2016-17 Record: 22-12
2016-17 Conf. Record/Finish: 9-7/6th
Postseason: NCAA Second Round
Starters Back/Lost: 3/2
Letterwinners Back/Lost: 6/5
Newcomers: 6
Series Record: UT 7-3
Last Meeting: Feb. 12, 2017, TAMU 61-59

2017-18 SCHEDULE

Nov. 6 Oklahoma City (Exhibition)
Nov. 10 Houston
Nov. 12 UL Lafayette / New Orleans
Nov. 16 Preseason WNIT Semifinal
Nov. 19 Preseason WNIT Championship
Nov. 22 Little Rock
Nov. 26 at Texas Tech
Nov. 28 Prairie View A&M
Nov. 29 Rice
Dec. 3 West Virginia
Dec. 6 TCU
Dec. 9 Central Arkansas
Dec. 15 at Southern Cal
Dec. 20 vs. Hawaii
Dec. 21 vs. Oregon
Dec. 28 SMU
Dec. 31 at South Carolina
Jan. 4 Kentucky
Jan. 7 at Auburn
Jan. 11 Tennessee
Jan. 14 Georgia
Jan. 18 at Alabama
Jan. 22 LSU
Jan. 28 at Vanderbilt
Feb. 1 at Tennessee
Feb. 4 Auburn
Feb. 8 Ole Miss
Feb. 11 at LSU
Feb. 15 Florida
Feb. 18 at Mississippi State
Feb. 22 at Arkansas
Feb. 25 Missouri

MEDIA CONTACT INFO

David Waxman, Basketball SID
dwaxman@athletics.tamu.edu
P.O. Box 30017, College Station, TX 77845
Office: (979) 862-5423 • **Cell:** (832) 326-2863
Press Row: (979) 862-6944 • **Fax:** (979) 845-6825
www.12thMan.com

SOUTH CAROLINA GAMECOCKS

1-14 | COLUMBIA, S.C.
2-25 | KNOXVILLE, TENN.

QUICK FACTS

Location: Columbia, S.C.
Arena: Colonial Life Arena (18,000)
Colors: Garnet and Black
President: Dr. Harris Pastides
Enrollment: 34,099
Director of Athletics: Ray Tanner
Conference: Southeastern

COACHING STAFF

Head Coach (Alma Mater/Year): Dawn Staley (Virginia '92)
Record/Year at USC: 221-76/9th
Career Record/Year: 393-160/17th
Associate Head Coach: Lisa Boyer (Ithaca '79)
Assistant Coaches: Fred Chmiel (Excelsior '01), Jollette Law (Iowa '90)

SEASON OUTLOOK

2016-17 Record: 33-4
2016-17 Conf. Record/Finish: 14-2/1st
Postseason: NCAA Sweet 16
Starters Back/Lost: 2/3
Letterwinners Back/Lost: 6/5
Newcomers: 6 (1 transfer redshirting)
Series Record: UT 48-6
Last Meeting: Jan. 30, 2017, UT 76-74

2017-18 SCHEDULE

Nov. 3 Coker (Exhibition)
Nov. 10 Alabama State
Nov. 13 at Maryland
Nov. 16 at Clemson
Nov. 19 Wofford
Nov. 24 vs. Rutgers
Nov. 25 vs. St. John's/W. Michigan
Nov. 26 vs. ETSU/Notre Dame/USF/Washington State
Nov. 30 Western Carolina
Dec. 3 Duke
Dec. 5 College of Charleston
Dec. 17 Savannah State
Dec. 21 at Temple
Dec. 31 Texas A&M
Jan. 4 at Ole Miss
Jan. 7 at Missouri
Jan. 11 Auburn
Jan. 14 Tennessee
Jan. 18 at Vanderbilt
Jan. 21 at Kentucky
Jan. 25 Arkansas
Jan. 28 Missouri
Feb. 1 UConn
Feb. 5 at Mississippi State
Feb. 8 at Alabama
Feb. 11 Florida
Feb. 15 at Georgia
Feb. 18 Kentucky
Feb. 22 LSU
Feb. 25 at Tennessee

MEDIA CONTACT INFO

Diana Koval, Basketball SID
dkoval@mailbox.sc.edu
Rice Athletics Center
1304 Heyward St., Columbia, SC 29208
Office: (803) 777-7977 • **Cell:** (314) 369-6050
Press Row: (803) 777-6182 • **Fax:** (803) 777-2967
www.GamecocksOnline.com





NOTRE DAME
FIGHTING IRISH

1-18 | NOTRE DAME, IND.

QUICK FACTS

Location: Notre Dame, Ind.
Arena: Purcell Pavilion/Joyce Center (9,149)
Colors: Gold and Blue
President: Rev. John I. Jenkins, C.S.C.
Enrollment: 12,393
Director of Athletics: Jack Swarbrick
Conference: Atlantic Coast

COACHING STAFF

Head Coach (Alma Mater/Year): Muffet McGraw (St. Joseph's (Pa.) '77)
Record/Year at ND: 765-227/30th
Career Record/Year: 853-268/35th
Associate Head Coaches: Carol Owens (Northern Illinois '90), Niele Ivey (Notre Dame '00)
Assistant Coach: Beth Cunningham (Notre Dame '97)

SEASON OUTLOOK

2016-17 Record: 33-4
2016-17 Conf. Record/Finish: 15-1/1st
Postseason: NCAA Elite Eight
Starters Back/Lost: 3/2
Letterwinners Back/Lost: 6/5
Newcomers: 6
Series Record: UT 21-6
Last Meeting: Jan. 16, 2017, UT 71-69

2017-18 SCHEDULE

Nov. 7	Wayne State (Exh.)
Nov. 15	Bucknell
Nov. 18	Toledo
Nov. 21	at South Dakota State
Nov. 23	at Valparaiso
Nov. 27	vs. Denver
Nov. 28	vs. Louisiana Tech/UCLA
Dec. 2	Ohio State
Dec. 5	at Connecticut
Dec. 9	DePaul
Dec. 12	at TCU
Dec. 21	at Saint Joseph's (Pa.)
Dec. 28	Oregon State
Dec. 30	Georgia Tech
Jan. 3	at Pittsburgh
Jan. 7	at Virginia
Jan. 10	North Carolina
Jan. 14	at Boston College
Jan. 18	Tennessee
Jan. 21	Syracuse
Jan. 24	Virginia Tech
Jan. 28	at Georgia Tech
Feb. 1	at Duke
Feb. 4	North Carolina State
Feb. 7	at Louisville
Feb. 14	Miami
Feb. 18	at Wake Forest
Feb. 22	at Florida State
Feb. 25	Clemson
Feb. 27	Boston College

MEDIA CONTACT INFO

Josh Bates, Basketball SID
jbates2@nd.edu
C112 Joyce Center, Notre Dame, IN 46556
Office: (574) 631-6453 • **Cell:** (574) 310-9954
Press Row: (574) 631-5309 • **Fax:** (574) 631-7941
www.und.com

MISSISSIPPI STATE
BULLDOGS

1-21 | KNOXVILLE, TENN.

QUICK FACTS

Location: Starkville, Miss.
Arena: Humphrey Coliseum (10,500)
Colors: Maroon and White
President: Dr. Mark E. Keenum
Enrollment: 21,622
Director of Athletics: John Cohen
Conference: Southeastern

COACHING STAFF

Head Coach (Alma Mater/Year): Vic Schaefer (Texas A&M '84)
Record/Year at MSU: 124-51/5th
Career Record/Year: 204-161/12th
Associate Head Coach: Johnnie Harris (Arkansas Baptist '96)
Assistant Coaches: Dionnah Jackson (Oklahoma '05), Carly Thibault-DuDonis (Monmouth '13)

SEASON OUTLOOK

2016-17 Record: 34-5
2016-17 Conf. Record/Finish: 13-3/2nd
Postseason: NCAA National Finalist
Starters Back/Lost: 2/3
Letterwinners Back/Lost: 9/4
Newcomers: 5
Series Record: UT 37-3
Last Meeting: Feb. 26, 2017, UT 82-64

2017-18 SCHEDULE

Nov. 3	Arkansas-Fort Smith (Exh.)
Nov. 10	Virginia
Nov. 16	Georgia State
Nov. 19	Southern Miss
Nov. 23	vs. Arizona State
Nov. 24	vs. Columbia
Nov. 25	vs. Green Bay
Nov. 29	vs. Louisiana-Lafayette
Dec. 3	Oklahoma State
Dec. 10	Little Rock
Dec. 13	Oregon
Dec. 17	Maine
Dec. 20	at UNLV
Dec. 21	vs. Syracuse
Dec. 28	Mississippi Valley St.
Dec. 31	at Georgia
Jan. 4	Arkansas
Jan. 7	at LSU
Jan. 11	Ole Miss
Jan. 14	Alabama
Jan. 21	at Tennessee
Jan. 25	Florida
Jan. 28	at Ole Miss
Feb. 1	at Missouri
Feb. 5	South Carolina
Feb. 8	at Florida
Feb. 11	Kentucky
Feb. 15	at Vanderbilt
Feb. 18	Texas A&M
Feb. 22	Auburn
Feb. 25	at Kentucky

MEDIA CONTACT INFO

Brock Turnipseed, Basketball SID
btturnipseed@athletics.msstate.edu
P.O. Box 5308, Mississippi State, MS 39762
Office: (662) 325-7556 • **Cell:** (662) 295-3037
Press Row: (662) 325-3776 • **Fax:** (662) 325-3654
www.hailstate.com

OLE MISS
REBELS

1-25 | KNOXVILLE, TENN.

QUICK FACTS

Location: Oxford, Miss.
Arena: The Pavilion (9,500)
Colors: Cardinal Red and Navy Blue
Chancellor: Dr. Jeffrey Vitter
Enrollment: 24,250
Director of Athletics: Ross Bjork
Conference: Southeastern

COACHING STAFF

Head Coach (Alma Mater/Year): Matt Insell (MTSU '07)
Record/Year at UM: 58-68/5th
Career Record/Year: 58-68/5th
Assistant Coaches: Alex Simmons (Tennessee '08), Brittany Hudson (Georgia State '08), George Porcha (New Haven '98)

SEASON OUTLOOK

2016-17 Record: 17-14
2016-17 Conf. Record/Finish: 6-10/10th
Postseason: WNIT First Round
Starters Back/Lost: 2/3
Letterwinners Back/Lost: 9/5
Newcomers: 6
Series Record: UT 44-8
Last Meeting: Jan. 12, 2017, UM 67-62

2017-18 SCHEDULE

Nov. 2	Mississippi College (Exh.)
Nov. 10	Northwestern State
Nov. 13	Kennesaw State
Nov. 17	vs. Saint Louis
Nov. 18	vs. DePaul/Delaware St.
Nov. 21	Troy
Nov. 25	at Temple
Nov. 29	MTSU
Dec. 2	Arkansas State
Dec. 9	South Alabama
Dec. 12	Southern Miss
Dec. 17	at Oregon
Dec. 19	at Portland State
Dec. 28	Texas Southern
Dec. 31	at Arkansas
Jan. 4	South Carolina
Jan. 7	Florida
Jan. 11	at Mississippi State
Jan. 18	Missouri
Jan. 21	at Florida
Jan. 25	at Tennessee
Jan. 28	Mississippi State
Feb. 1	Vanderbilt
Feb. 4	at Georgia
Feb. 8	at Texas A&M
Feb. 11	Alabama
Feb. 15	at LSU
Feb. 19	Georgia
Feb. 22	Kentucky
Feb. 25	at Auburn

MEDIA CONTACT INFO

Tyler Wooten, Basketball SID
tjwooten@olemiss.edu
908 All-American Drive
University, MS 38677
Office: (662) 915-7509 • **Cell:** (662) 816-9934
Press Row: (662) 236-1931 • **Fax:** (662) 915-7006
www.OleMissSports.com



GENERAL

STAFF

PLAYERS

REVIEW

HISTORY

FACILITIES

NCAA

SEC

RECORDS

MEDIA INFO

LSU LADY TIGERS

1-28 | BATON ROUGE, LA.

QUICK FACTS

Location: Baton Rouge, La.
Arena: Maravich Center (13,215)
Colors: Purple and Gold
Chancellor: Dr. F. King Alexander
Enrollment: 31,527
Director of Athletics: Joe Alleva
Conference: Southeastern

COACHING STAFF

Head Coach (Alma Mater/Year): Nikki Fargas (Tennessee '94)
Record/Year at LSU: 113-83 /6th
Career Record/Year: 185-109/9th
Assistant Coaches: Tasha Butts (Tennessee '04), Mickie DeMoss (Louisiana Tech '77), Charlene Thomas-Swinson (Auburn '92)

SEASON OUTLOOK

2016-17 Record: 20-12
2016-17 Conf. Record/Finish: 8-8/7th
Postseason: NCAA First Round
Starters Back/Lost: 3/2
Letterwinners Back/Lost: 7/5
Newcomers: 5
Series Record: UT 48-14
Last Meeting: Feb. 2, 2017, UT 77-58

2017-18 SCHEDULE

Nov. 5 Mississippi College (Exh.)
Nov. 10 at USF
Nov. 12 Southeastern Louisiana
Nov. 15 at Northern Colorado
Nov. 21 Nicholls
Nov. 24 vs. Texas
Nov. 25 vs. Saint Louis
Nov. 30 at Texas Tech
Dec. 10 at Tulane
Dec. 17 Louisiana-Lafayette
Dec. 20 at Little Rock
Dec. 27 Sam Houston State
Dec. 31 Vanderbilt
Jan. 4 at Missouri
Jan. 7 Mississippi State
Jan. 11 at Alabama
Jan. 14 at Florida
Jan. 18 Auburn
Jan. 22 at Texas A&M
Jan. 28 Tennessee
Feb. 1 Georgia
Feb. 4 at Kentucky
Feb. 8 at Auburn
Feb. 11 Texas A&M
Feb. 15 Ole Miss
Feb. 18 at Arkansas
Feb. 22 at South Carolina
Feb. 25 Alabama

MEDIA CONTACT INFO

Judy Willson, Basketball SID
jwillson@lsu.edu
LSU Athletics Administration Bldg., Baton Rouge, LA 70808
Office: (225) 578-1869 • **Cell:** (225) 436-1869
Press Row: (225) 578-8226 • **Fax:** (225) 578-1861
www.LSUsports.net

ARKANSAS RAZORBACKS

2-8 | FAYETTEVILLE, ARK.

QUICK FACTS

Location: Fayetteville, Ark.
Arena (Capacity): Bud Walton Arena (19,200)
Colors: Cardinal and White
President: Dr. Donald R. Bobbitt
Enrollment: 27,558
Director of Athletics: Jeff Long
Conference: Southeastern

COACHING STAFF

Head Coach (Alma Mater/Year): Mike Neighbors (Arkansas, '93)
Record/Year at UA: 0-0/1st
Career Record/Year: 98-41/5th
Assistant Coaches: Lacey Goldwire (Oklahoma St. '10), Todd Schaefer (Thomas More College '95), Pauline Love (Southern Miss '10)

SEASON OUTLOOK

2016-17 Record: 13-17
2016-17 Conf. Record/Finish: 2-14/14th
Postseason: None
Starters Back/Lost: 3/2
Letterwinners Back/Lost: 7/3
Newcomers: 6 (2 transfers redshirting)
Series Record: UT 29-3
Last Meeting: Feb. 19, 2017, UT 59-46

2017-18 SCHEDULE

Nov. 2 Northeastern State (Exh.)
Nov. 10 Sam Houston State
Nov. 12 Samford
Nov. 16 at Nebraska
Nov. 20 at Oral Roberts
Nov. 24 vs. UTEP
Nov. 25 vs. New Mexico State
Nov. 29 Abilene Christian
Dec. 3 at Kansas
Dec. 7 Charlotte
Dec. 10 Tulsa University
Dec. 17 UT Arlington
Dec. 21 at Arizona State
Dec. 28 Grambling
Dec. 31 Ole Miss
Jan. 4 at Mississippi State
Jan. 7 Alabama
Jan. 11 at Georgia
Jan. 14 at Auburn
Jan. 18 Florida
Jan. 21 at Missouri
Jan. 25 at South Carolina
Jan. 29 Kentucky
Feb. 4 at Alabama
Feb. 8 Tennessee
Feb. 11 Missouri
Feb. 15 at Kentucky
Feb. 18 LSU
Feb. 22 Texas A&M
Feb. 25 at Vanderbilt

MEDIA CONTACT INFO

Jeri Thorpe, Basketball SID
jthorpe@uark.edu
P.O. Box 7777, Fayetteville, AR 72702
Office: (479) 575-5037 • **Cell:** (479) 283-3344
Press Row: (479) 575-6622 • **Fax:** (479) 575-7481
www.ArkansasRazorbacks.com

GEORGIA LADY BULLDOGS

2-11 | KNOXVILLE, TENN.

QUICK FACTS

Location: Athens, Ga.
Arena: Stegeman Coliseum (10,523)
Colors: Red and Black
President: Jere W. Morehead
Enrollment: 36,574
Director of Athletics: Greg McGarity
Conference: Southeastern

COACHING STAFF

Head Coach (Alma Mater/Year): Joni Taylor (Alabama '02)
Record/Year at UGA: 37-25/3rd
Career Record/Year: 37-25/3rd
Assistant Coaches: Karen Lange (Iowa '96), Robert Mosley (Miles '99), Chelsea Newton (Rutgers '05)

SEASON OUTLOOK

2016-17 Record: 16-15
2016-17 Conf. Record/Finish: 7-9/8th
Postseason: None
Starters Back/Lost: 3/2
Letterwinners Back/Lost: 8/3
Newcomers: 5 (1 transfer redshirting)
Series Record: UT 50-16
Last Meeting: Feb. 5, 2017, UGA 81-78 (2 OT)

2017-18 SCHEDULE

Nov. 12 Wofford
Nov. 16 at Virginia
Nov. 19 at Mercer
Nov. 21 Western Carolina
Nov. 25 at BYU
Nov. 27 Tennessee Tech
Nov. 30 Furman
Dec. 3 Texas
Dec. 14 at North Carolina A&T
Dec. 17 Georgia Tech
Dec. 19 Howard
Dec. 21 Wright State
Dec. 28 North Florida
Dec. 31 Mississippi State
Jan. 4 at Vanderbilt
Jan. 7 at Kentucky
Jan. 11 Arkansas
Jan. 14 at Texas A&M
Jan. 21 Auburn
Jan. 25 Missouri
Jan. 28 at Florida
Feb. 1 at LSU
Feb. 4 Mississippi
Feb. 8 Vanderbilt
Feb. 11 at Tennessee
Feb. 15 South Carolina
Feb. 19 at Ole Miss
Feb. 22 at Alabama
Feb. 25 Florida

MEDIA CONTACT INFO

Tray Littlefield, Basketball SID
trayl@sports.uga.edu
P.O. Box 1472, Athens, GA 30613
Office: (706) 542-9342 • **Cell:** (205) 504-4566
Press Row: (706) 542-8052 • **Fax:** (706) 542-9339
www.georgiadogs.com





ALABAMA
CRIMSON TIDE

2-15 | KNOXVILLE, TENN.

QUICK FACTS

Location: Tuscaloosa, Ala.
Arena (Capacity): Coleman Coliseum (15,383)
Colors: Crimson and White
President: Dr. Stuart Bell
Enrollment: 38,563
Director of Athletics: Greg Byrne
Conference: Southeastern

COACHING STAFF

Head Coach (Alma Mater/Year): Kristy Curry (Northeast Louisiana, '88)
Record/Year at UA: 64-65/5th
Career Record/Year: 373-214/19th
Assistant Coaches: Kelly Curry (Texas A&M '90), Brooks Williams (Mississippi State '00), Shereka Wright (Purdue '04)

SEASON OUTLOOK

2016-17 Record: 22-14
2016-17 Conf. Record/Finish: 5-11/11th
Postseason: WNIT Quarterfinals
Starters Back/Lost: 5/0
Letterwinners Back/Lost: 10/0
Newcomers: 4
Series Record: UT 49-5
Last Meeting: Mar. 2, 2017, UA 72-64

2017-18 SCHEDULE

Nov. 1 Antelope Valley (Exh.)
Nov. 10 Alabama A&M
Nov. 13 Utah
Nov. 16 Jacksonville
Nov. 19 at Georgia Southern
Nov. 23 vs. NC State
Nov. 24 vs. Elon
Dec. 1 at TCU
Dec. 7 at Lipscomb
Dec. 10 Grambling State
Dec. 17 SMU
Dec. 19 Missouri State
Dec. 20 Murray State
Dec. 28 Florida A&M
Dec. 31 Missouri
Jan. 4 at Florida
Jan. 7 at Arkansas
Jan. 11 LSU
Jan. 14 at Mississippi State
Jan. 18 Texas A&M
Jan. 21 Vanderbilt
Jan. 25 at Kentucky
Jan. 28 at Auburn
Feb. 4 Arkansas
Feb. 8 South Carolina
Feb. 11 at Ole Miss
Feb. 15 at Tennessee
Feb. 18 Auburn
Feb. 22 Georgia
Feb. 25 at LSU

MEDIA CONTACT INFO

Jessica Paré, Basketball SID
jpare@ia.ua.edu
Box 870391, Tuscaloosa, AL 35487
Office: (205) 348-6084 • **Cell:** (205) 394-5985
Press Row: (205) 394-5985 • **Fax:** (205) 348-8841
www.rolltide.com

MISSOURI
TIGERS

2-18 | COLUMBIA, MO.

QUICK FACTS

Location: Columbia, Mo.
Arena: Mizzou Arena (15,061)
Colors: Old Gold and Black
President: Mun Y. Choi
Enrollment: 32,777
Director of Athletics: Jim Sterk
Conference: Southeastern

COACHING STAFF

Head Coach (Alma Mater/Year): Robin Pingeton (St. Ambrose '90)
Record/Year at MU: 123-100/8th
Career Record/Year: 458-257/23rd
Assistant Coaches: Jenny Putnam (St. Ambrose '01), Ashleen Bracey (Illinois State '10)

SEASON OUTLOOK

2016-17 Record: 22-11
2016-17 Conf. Record/Finish: 11-5/T-3rd
Postseason: NCAA Second Round
Starters Back/Lost: 2/3
Letterwinners Back/Lost: 9/3
Newcomers: 6
Series Record: UT 8-1
Last Meeting: Feb. 9, 2017, UT 77-66

2017-18 SCHEDULE

Nov. 2 Southwest Baptist (Exh.)
Nov. 6 McKendree (Exh.)
Nov. 10 vs. Western Kentucky
Nov. 11 vs. Iowa/Quinnipiac
Nov. 16 Wright State
Nov. 19 at Missouri State
Nov. 24 vs. Coppin State
Nov. 25 vs. California/Manhattan
Nov. 30 Kansas State
Dec. 2 New Orleans
Dec. 8 Saint Louis
Dec. 10 SIUE
Dec. 17 vs. Indiana
Dec. 18 vs. Xavier
Dec. 22 Illinois
Dec. 31 at Alabama
Jan. 4 LSU
Jan. 7 South Carolina
Jan. 11 at Vanderbilt
Jan. 18 at Ole Miss
Jan. 21 Arkansas
Jan. 25 at Georgia
Jan. 28 at South Carolina
Feb. 1 Mississippi State
Feb. 5 Florida
Feb. 8 Kentucky
Feb. 11 at Arkansas
Feb. 15 at Auburn
Feb. 18 Tennessee
Feb. 22 Vanderbilt
Feb. 25 at Texas A&M

MEDIA CONTACT INFO

R.J. Layton, Basketball SID
laytonr@missouri.edu
357 Hearnes Center, 600 Stadium Blvd,
Columbia, MO 65211
Office: (573) 882-7826 • **Cell:** (765) 491-5348
Press Row: (573) 882-1442 • **Fax:** (573) 882-4720
www.MUTigers.com

FLORIDA
GATORS

2-22 | GAINESVILLE, FLA.

QUICK FACTS

Location: Gainesville, Fla.
Arena: Exactech Arena (10,151)
Colors: Orange and Blue
President: Dr. W. Kent Fuchs
Enrollment: 54,854
Director of Athletics: Scott Stricklin
Conference: Southeastern

COACHING STAFF

Head Coach (Alma Mater/Year): Cameron Newbauer (IUPUI Fort Wayne '01)
Record/Year at UF: 0-0/1st
Career Record/Year: 79-50/4th
Assistant Coaches: Kelly Rae Finley (Colorado State '08), Laura Harper (Maryland '08), John McCray (Ohio State '11)

SEASON OUTLOOK

2016-17 Record: 15-16
2016-17 Conf. Record/Finish: 5-11/T-11th
Postseason: None
Starters Back/Lost: 4/1
Letterwinners Back/Lost: 7/4
Newcomers: 7 (1 redshirting)
Series Record: UT 50-4
Last Meeting: Feb. 23, 2017, UT 74-70

2017-18 SCHEDULE

Nov. 11 Georgia State
Nov. 14 Arkansas State
Nov. 17 Florida State
Nov. 21 vs. Richmond
Nov. 22 vs. Stetson
Nov. 23 vs. Savannah State
Nov. 28 Jacksonville
Dec. 3 at Oklahoma
Dec. 6 Ohio State
Dec. 10 Marshall
Dec. 20 Chattanooga
Dec. 21 Saint Joseph's
Dec. 27 Delaware State
Dec. 31 at Auburn
Jan. 4 Alabama
Jan. 7 at Ole Miss
Jan. 11 Kentucky
Jan. 14 LSU
Jan. 18 at Arkansas
Jan. 21 Ole Miss
Jan. 25 at Mississippi State
Jan. 28 Georgia
Feb. 5 at Missouri
Feb. 8 Mississippi State
Feb. 11 at South Carolina
Feb. 15 at Texas A&M
Feb. 18 Vanderbilt
Feb. 22 Tennessee
Feb. 25 at Georgia

MEDIA CONTACT INFO

Kathy Cafazzo, Basketball SID
kathyc@gators.ufl.edu
UAA Ben Hill Griffin Stadium, 121 Gale
Lemerand Dr., Gainesville, FL 32611
Office: (352) 375-4683 • **Cell:** (352) 316-4575
Press Row: (352) 692-6621 • **Fax:** (352) 375-4809
www.FloridaGators.com



2017-18
**LADY VOL
STAFF**



HOLLY WARLICK

HEAD COACH

SIXTH YEAR AS HEAD COACH/33RD YEAR ON STAFF
TENNESSEE '81

THE WARLICK FILE

Born: June 11, 1958

Education:

Bearden High School (Knoxville, Tenn.), '76
B.S., Tennessee, '81
M.S., Virginia Tech, '83

Playing Career:

University of Tennessee (1976-80): three-time All-American, Women's Basketball Hall of Fame inductee, 1980 Olympic Team, first player at UT to have her jersey (#22) retired

In year six at the helm of Tennessee women's basketball, Holly Warlick has built a very impressive résumé in her young head coaching career. Her worksheet contains accomplishments few coaches have achieved in their entire careers, much less as first-time head coaches.

Those successes verify that Warlick was the right choice to take the reins at Tennessee and that she and her staff have the acumen to run a championship program. A disciple of the legendary Pat Summitt, Warlick has maintained the core values of her former coach, co-worker and friend while at the same time employing her own personality, style and competitive energy to coach today's players.

WARLICK RANKS AMONG THE NATION'S TOP COACHES

- *Eight Lady Vols have been taken in the WNBA Draft in Warlick's five seasons.*
- *Warlick has continued the Lady Vols' 100-percent graduation rate for players who have completed their collegiate careers at Tennessee, with all 13 players who've completed their eligibility under her watch earning degrees. That brings the UT total to 135.*
- *Tennessee is one of only five schools to have reached the NCAA Elite Eight three times in the past five seasons, doing so in 2013, 2015 and 2016.*
- *Warlick and Leon Barmore (formerly of Louisiana Tech) are the only skippers to direct their programs to three NCAA Elite Eight appearances in their first four seasons as head coaches.*
- *Holly Warlick's 128-46 record over the past five years ranks her 10th among among Power Five women's coaches.*
- *She is the only coach in that group who has fewer than 10 seasons as a head coach.*
- *UT ranks eighth among Power Five schools with a 12-5 NCAA Tournament record during the past five seasons.*
- *Warlick's career SEC (.750, 60-20) winning percentage ranks her first among all SEC women's head coaches.*
- *Tennessee has claimed three SEC trophies in Warlick's first five seasons, winning regular-season crowns in 2013 and 2015 and claiming the tournament title in 2014.*

Whether as an All-America player from 1976-80, an assistant and associate head coach for 27 seasons from 1985 to 2012, or head coach from 2012 to present, Warlick has thrived during her more than three decades in the spotlight at Rocky Top. She enters her sixth year as head coach and 37th season of overall affiliation with the program hoping to build upon last season's NCAA Second Round finish.

Warlick was announced as head coach of the Lady Vols on April 18, 2012, as women's hoops legend Pat Summitt stepped into the role of head coach emeritus. In a touching and symbolic gesture the following day at a press conference announcing the changes, Summitt presented her

coaching whistle to her long-time aide and former floor general.

Since that day, Warlick and her staff have worked tirelessly to maintain the program's lofty expectations. Despite being picked to finish as low as fifth in the SEC and 20th nationally, her first squad won the 2013 SEC regular season title and made the NCAA Elite Eight, finishing 27-8/14-2 despite injuries that forced players to miss a combined 53 games. Her 2014 edition went 29-6/13-3, winning an SEC Tournament title and making it to the NCAA Sweet 16.

In 2015, her third team reached the 30-win plateau at 30-6/15-1, claiming a share of the regular-season SEC crown and charting the second NCAA Elite Eight appearance in her three seasons. Her last two units have finished 22-14 and 20-12, advancing to the NCAA Elite Eight and Second Round, respectively.

During Warlick's first five seasons, eight Lady Vols have been taken in the WNBA Draft. Jordan Reynolds (2nd Rd.) and Schaquilla Nunn (2nd Rd.) were selected in 2017; Bashaara Graves (2nd Rd.) went in 2016; Isabelle Harrison (1st Rd.), Cierra Burdick (2nd Rd.) and Ariel Massengale (3rd Rd.) were chosen in 2015; Meighan Simmons (3rd Rd.) was taken in 2014 and Kamiko Williams (2nd Rd.) was selected in 2013. Simmons was twice named SEC Player of the Year (2013, 2014) during her UT career.

On the international scene, Warlick is a gold medal coach, and two of her players joined her in earning that hardware. Warlick served as an assistant, while Mercedes Russell and Diamond DeShields played on the undefeated (6-0) 2015 USA World University Games Team in South Korea.



From 2012-17, Tennessee also has produced in the classroom, with 15 players earning a total of 32 spots on the SEC Academic Honor Roll. In 2015, Cierra Burdick became Warlick's first CoSIDA Academic All-American, garnering second-team honors and also being named a UT Torchbearer, the most prestigious accolade a student at Tennessee can receive.

Warlick has been recognized personally for her performance. In 2013, members of the Women's Basketball Coaches Association named her the Spalding Maggie Dixon Division I Rookie Coach of the Year. She was selected by the AP and league coaches as the 2013 SEC Women's Basketball Coach of the Year, and members of the Tennessee Sports Writers Association also chose her as TSWA Women's Basketball Coach of the Year that season.

In May 2017, Warlick was recognized for her years of distinguished leadership, volunteer activities, philanthropic work and professional accomplishments that have contributed to improving the quality of life in Tennessee. She was named the 2017 Tennessee Woman of Distinction at the 32nd annual Chattanooga Women of Distinction Awards luncheon.

Warlick and her staff also continue to build for the future on the recruiting trail. They have welcomed 10 McDonald's All-Americans in five signing classes (through spring 2017) and feature two of the top players in the 2013 (Mercedes Russell, No. 1) and 2014 (Jaime Nared, No. 6) signing classes. All four members of the No. 1-ranked 2017 signing class were McDonald's All-Americans, including the No. 2 player in Evina Westbrook and the No. 7 rated standout in Anastasia Hayes.

After Warlick helped shape the direction of Lady Vol basketball as an assistant on Summitt's staff for more than a quarter of a century, the pupil took on greater responsibility and oversaw daily supervision of the basketball office during the 2011-12 season. She also handled a large measure of the media obligations after Summitt's Aug. 23, 2011, announcement regarding the diagnosis of early onset dementia, "Alzheimer's type."

Providing an excellent example of how people rally around each other, the Tennessee staff members pulled together remarkably in the face of that adversity. The end result was a 27-9 overall record, an SEC Tournament Championship and advancement to the NCAA Regional Final.

It's worth noting that Warlick was by Summitt's side, either as a player or an assistant, for 949 of the coach's NCAA-record 1,098 wins and all eight NCAA National Championships. Her value to the program has been evident for some time, as she had held the role of associate head coach since the 2005-06 campaign.

The WBCA also recognized Warlick's contributions to Tennessee's success through the years, naming Warlick the nation's top assistant coach after she helped lead UT to its seventh national title in 2007. The NCAA Division I women's basketball coaches also recognized Warlick as one of the nation's top assistants in 1998, ranking her prominently in The Women's Basketball Journal poll.

In addition to the NCAA title and coaching honor in 2007, Warlick also teamed up for the first time with former fellow Lady Vol player and assistant Nikki (Caldwell) Fargas, the current head coach at LSU, to pursue her other passion. That pursuit is riding a motorcycle and raising money for the fight against breast cancer.

Warlick and Fargas created the Champions For A Cause Foundation, a long haul motorcycle ride dedicated to raising funds and awareness for a cure for breast cancer. The charitable organization has raised and donated more than \$150,000. Past trips include the inaugural ride from San Francisco to Knoxville as well as trips from the Badlands to Las Vegas and from Knoxville to Key West, Fla., New Orleans, Niagara Falls and, most recently in 2013 and 2014, Panama City, Fla.

On Feb. 10, 2008, Warlick and Fargas presented a \$10,000 check to the late N.C. State Head Coach Kay Yow and the Kay Yow/WBCA Cancer Fund. At Tennessee's "Live Pink, Bleed Orange" game vs. Vanderbilt on Feb. 17, 2013, three checks worth \$15,000 were presented by Champions for a Cause to the UT Breast Health Outreach Program, Kay Yow Cancer Foundation and the Brady James Founda-



tion to help raise money for breast cancer research. Those presentations to organizations have become an annual event, thanks to fundraising efforts and the generosity of many.

Warlick also presented a special pink basketball to her sister, Marion Ferrill, prior to the start of that game in 2013. Ferrill was diagnosed with breast cancer in the fall of 2012 and was pronounced cancer free on Sept. 30 after undergoing surgery shortly after her diagnosis.

With all of her accomplishments in coaching and in her charitable endeavors, it might be easy to overlook the fact that Warlick left just as powerful a mark on women's hoops as a player at UT.

It doesn't seem that long ago that the charismatic Knoxville native was flying up and down the court as an All-America Lady Vol point guard.

For more than three decades, Warlick has been considered the finest point guard ever to play for the Lady Vols. In addition to being selected to the CONVERSE/Lady Vol Team of the Decade for the 1980s in January of 1994, five different halls of fame opened their doors to her.

On Feb. 27, 2004, she was inducted into the Tennessee Sports Hall of Fame. In October 2002, she became a member of the University of Tennessee Lady Vol Hall of Fame in the second class of inductees. In June 2001, the Women's Basketball Hall of Fame selected Warlick as one of 10 inductees enshrined into the Hall for the Class of 2001. For the hometown girl, who grew up in the Rocky Hill section of Knoxville and graduated from Bearden High School, it was a dream-come-true.

In the summer of 1994, Warlick gained admission to her first hall of fame. She was honored as one of the City of Knoxville's finest all-time athletes with her inclusion in the Greater Knoxville Sports Hall of Fame.

Including the 2016-17 season, Warlick has invested 36 years in the program, having helped shape UT into a national powerhouse with tenure as both a player and a coach. Warlick's expertise and major contributions to the team as an assistant came from her work with the guards. Simmons, Ariel Massengale, Shekinna Stricklen, Kara Lawson, Angie Bjorklund and Shanna Zolman are just a few of the successful players Warlick helped recruit and coach as an assistant coach.

Warlick's association with the Lady Vols started in 1976 when she joined the program as a scholarship 400-meter track athlete who ended up walking on to the basketball team. Soon, she would become the most prolific player in the history of Tennessee Lady Vol basketball.

Warlick was the first player in Tennessee athletics

GENERAL

STAFF

PLAYERS

REVIEW

HISTORY

FACILITIES

NCAA

SEC

RECORDS

MEDIA INFO



(men or women) to have her jersey retired (number 22) at the end of her career in 1980. Bearden, her prep alma mater in Knoxville, retired Warlick's high school jersey (also No. 22) prior to a home football game on Oct. 26, 2012.

Known as a play-making wiz during her four years as UT's point guard, Warlick was once tabbed the "best player in the South." As a rookie, Warlick helped lead the Lady Vols to their first Final Four appearance in school history in 1977. She had no trouble adjusting her enthusiasm and knowledge of the game into the coaching role.

In 19 of the past 36 years Warlick has been affiliated with UT, she has found herself at the Final Four as a player (1977, 1979, 1980) or as a coach (1986, 1987, 1988, 1989, 1991, 1995, 1996, 1997, 1998, 2000, 2002, 2003, 2004, 2005, 2007 and 2008). Her best Final Four showing as a player was national championship runner-up in her senior season. As a coach, she has helped the Lady Vols grab the brass ring all eight times (1987, 1989, 1991, 1996, 1997, 1998, 2007 and 2008).

A three-time All-American while playing for Summitt from 1976-80, Warlick previously held UT records for most assists in a game (14), most steals in a contest (nine), most assists in a season (225) and most games in a career (142). She continues to hold the Lady Vol single-season steals record with 141 in 1978-79.

Warlick possesses vast international playing experience as well. In addition to being a member of the 1980 U.S. Olympic Team, which did not compete in the Moscow Olympics, Warlick and the 1980 U.S. team won gold at the 1980 FIBA Olympic Qualifying Tournament.

She also captured a gold medal playing for the USA at the 1979 FIBA World Championship, marking the first gold medal for the USA at the FIBA World Championships since 1957 and breaking a streak of five-straight golds by the USSR, a silver medal at the 1979 Pan American Games and gold at the 1979 R. William Jones Cup. Additionally, she served as a player representative on the USA BASKETBALL council and was a member of the USOC Advisory Council for Basketball.

In recognition of being a former Olympian, Warlick earned the distinct honor of running the Olympic torch through Knoxville as it made its way to the 1996 Olympic Games in Atlanta, Ga.

Post-collegiatly, she was a WPBL All-Star, leading the Nebraska Wranglers to the championship of the Women's Professional Basketball League in 1981.

Prior to joining the Tennessee staff for the 1985-86 season, Warlick gained experience at two other stops on the coaching circuit. She was an assistant coach at Virginia Tech from 1981-83 and an assistant from 1983-85 at Nebraska.

A native of Knoxville, Warlick earned her B.S. in marketing from Tennessee in 1981 and her master's degree in athletic administration from Virginia Tech in 1983. Warlick added "biker" to her vitae in 2001. To commemorate her induction into the Women's Basketball Hall of Fame, a number of Warlick's friends got together and presented her with a Harley-Davidson "Sportster" motorcycle. Just six years later, Warlick already was using her love of the bike towards a greater cause, establishing the Champions For A Cause Foundation with Fargas.



WARLICK YEAR-BY-YEAR

SCHOOL	YEARS	RECORD
at Tennessee (player)	1976-77	28-5
	1977-78	27-4
	1978-79	30-9
	1979-80	33-5
Totals	4 years	118-23
at Virginia Tech (assistant)	1981-82	16-12
	1982-83	13-12
Totals	2 years	29-24
at Nebraska (assistant)	1983-84	16-12
	1984-85	10-18
Totals	2 years	26-30
at Tennessee (assistant)	1985-86	24-10
	1986-87	28-6
	1987-88	31-3
	1988-89	35-2
	1989-90	27-6
	1990-91	30-5
	1991-92	28-3
	1992-93	29-3
	1993-94	31-2
	1994-95	34-3
	1995-96	32-4
	1996-97	29-10
	1997-98	39-0
	1998-99	31-3
	1999-00	33-4
	2000-01	31-3
	2001-02	29-5
	2002-03	33-5
	2003-04	31-4
	2004-05	30-5
(associate head)	2005-06	31-5
	2006-07	34-3
	2007-08	36-2
	2008-09	22-11
	2009-10	32-3
	2010-11	34-3
	2011-12	27-9
(head coach)	2012-13	27-8
	2013-14	29-6
	2014-15	30-6
	2015-16	22-14
	2016-17	20-12
Totals	32 years	959-168

As Head Coach At UT: 128-46 (.736) – 5 years
As Asst./Assoc. HC At UT: 831-122 (.872) – 27 years
As Coach At UT: 959-168 (.851) – 32 years
As Player At UT: 118-23 (.837) – 4 years
Overall At UT: 1,077-191 (.849) – 36 years
As Assistant Elsewhere: 55-54 (.505) – 4 years
Overall As A Coach: 1,014-222 (.820) – 36 years
Combined As Player/Coach: 1,132-245 (.822) – 40 years



DEAN LOCKWOOD

ASSISTANT COACH

14TH YEAR ON STAFF/19TH YEAR AT TENNESSEE
SPRING ARBOR (MICH.) '82

Dean Lockwood is in his 14th year on the Lady Vol staff and in his 19th year of service to the University of Tennessee. He has worked alongside UT Head Coach Holly Warlick since July 2, 2004, when he became just the ninth assistant coach ever to serve under Pat Summitt at UT.

Since his return to Rocky Top, the Lady Vols have compiled a record of 374-87, captured seven SEC Tournament crowns and five SEC regular season championships, appeared in three NCAA Final Fours and won back-to-back national championships (2007 & 2008).

Five of Lockwood's pupils at Tennessee have developed into first-round picks in the WNBA Draft, including 2016 WNBA Finals MVP, 2013 WNBA MVP and WNBA All-Star Game MVP Candace Parker, the No. 1 overall selection in 2008 by Los Angeles. Parker honed her craft under Lockwood's tutelage and remains one of the most well-known women's players of all-time.

Isabelle Harrison followed in Parker's footsteps in 2015, also going in the first round of the WNBA Draft. The dynamic 6-foot-3 post player was taken with the 12th pick by Phoenix, even though she was out for the season with a knee injury sustained during her senior season.

The other three first-rounders are WNBA All-Star Glory Johnson (No. 4, Tulsa, 2012), Kelley Cain (No. 7, New York, 2012) and Tye'sha Fluker (No. 10, Charlotte, 2006). Six others were drafted, including Shyra Ely (No. 14, 2nd Rd., San Antonio, 2005), Sidney Spencer (No. 25, 2nd Rd., Los Angeles, 2007), 2008 WNBA All-Rookie Team member Nicky Anosike (No.16, 2nd Rd., Los Angeles, 2008), Vicki Baugh (No. 25, 3rd Rd., Tulsa, 2012), Bashaara Graves (No. 22, 2nd Rd., Minnesota, 2016) and Schaquilla Nunn (No. 25, 3rd Rd., San Antonio, 2017). Nia Moore, meanwhile, signed a pro contract to play in Poland in 2016.

Graves, a 2016 WNBA pick, is one of only five Lady Vols to reach 1,500 points and 1,000 rebounds in her career, finishing third with 1,044 boards and 19th with 1,509 points. She was fifth in career games started (128) and stands 10th in career double-doubles (29).

In 2017-18, Lockwood welcomes back returning starter 6-foot-6 Mercedes Russell, who averaged 16.1 points and 9.7 rebounds in her redshirt junior season to earn AP and WBCA Honorable Mention All-America honors and second-team All-SEC accolades. She posted 19 double-doubles in 2016-17, the most-ever by a Lady Vol junior, and has 30 for her career, which ties her for seventh all-time at Tennessee.

Lockwood also returns 6-2 senior Kortney Dunbar, 6-3 redshirt junior Cheridene Green and sophomore Kamera Harris and welcomes 6-4 freshman Kasiyahna Kushkituah to the mix.

Prior to joining the Lady Vol staff, Lockwood held the position of men's head coach at Saginaw Valley State University (Michigan) from 1998-2004. The Bay City, Mich., native returned to the Great Lakes Intercollegiate Athletic Conference after serving a year as assistant coach at Central Michigan University.

Prior to his CMU stint, Lockwood held the men's head coaching position at Northwood University (Michigan) from 1991-97. While there, he led the team to its first back-to-back winning seasons in 15 years. After posting an 18-9 record and a second-place finish in the Great Lakes Intercollegiate Athletic Conference North Division during the 1996-97 campaign, Lockwood was honored as the GLIAC Coach of the Year. In 1991-92, Lockwood directed the Northwood program in its transition from NAIA to NCAA Division II.

Additionally, in his capacity as a head coach at two different small-budget GLIAC programs from 1991-2004, he not only was successful in guiding both institutions into postseason play (one of only a handful of coaches to guide two schools in the GLIAC to postseason play), but he main-

THE LOCKWOOD FILE	
Born:	Oct. 30, 1959
Education:	All Saints Central High School (Bay City, Mich.) B.S., Spring Arbor (Mich.), '82 M.S., Central Michigan '89
Playing Career:	Spring Arbor (1978-82): Four-year letter-winner, three-year starter at point guard, two-year team captain, offered pro contract to play in English Basketball Association

tained a graduation rate of 80 percent during his tenure at both Saginaw Valley State and Northwood University.

From 1986-1991, Lockwood served as an assistant for the University of Tennessee men's basketball team under head coach Don DeVoe and later Wade Houston. During his tenure as an assistant, Volunteer teams went 77-75, posting three consecutive winning seasons, made a pair of National Invitational Tournament trips and had an NCAA Tournament bid in 1989 after an 18-9 regular season. In addition to his assistant coaching duties at Tennessee, Lockwood also served as a special assistant to the director of alumni programs from 1989-91.

In his role as an assistant coach in the men's game, Lockwood was heavily involved in player development through the years. He has coached seven NBA draft picks as well as one other player who saw action in the NBA.

Lockwood's first full-time coaching position was as men's assistant coach at the U.S. Military Academy at West Point from 1983-86. In 1984-85, he helped Army to its best record and only winning season since 1978. Lockwood cut his teeth in the coaching profession as a men's graduate assistant at Central Michigan in 1982-83.

In addition to his head and assistant coaching duties, Lockwood conducted coaching and playing clinics in Great Britain for eight years and was a consultant and clinician for the Welsh Basketball Association. He has also done coaching clinics in Poland. He has served as the summer camp director at Saginaw Valley State, Northwood and West Point, as well. For 12 summers Lockwood directed very successful shooting and offensive moves camps in Michigan. In previous summers, Lockwood has also spent time observing at Pete Newell's Big Man Camp and the NBA pre-draft camp in Chicago, Ill.

As a collegiate player, Lockwood was a four-year letterwinner at Spring Arbor College (Mich.), a three year starter at point guard, and a captain for two seasons. He helped lead the squad to a single-season school record in wins and was offered a contract to play professional basketball in the English Basketball Association.

Lockwood earned a bachelor's degree in secondary education from Spring Arbor in 1982, majoring in English and secondary education. He earned a master's degree in counseling and personal and student development from Central Michigan University in 1989.

On Oct. 19, 2008, Lockwood was inducted into the Bay County (Mich.) Sports Hall of Fame for his career accomplishments. He also was inducted into the Spring Arbor (Mich.) University Athletic Hall of Fame on Oct. 8, 2010.

Active in the Fellowship of Christian Athletes for many years, Lockwood has been a guest speaker at numerous coaching clinics, FCA functions and community events. As a lifelong runner, Lockwood has participated in numerous 5K, 10K and 20K races around the country. Additionally, he enjoys reading and traveling in his spare time.

GENERAL

STAFF

PLAYERS

REVIEW

HISTORY

FACILITIES

NCAA

SEC

RECORDS

MEDIA INFO





SHARRONA REAVES

ASSISTANT COACH/RECRUITING COORDINATOR

SECOND YEAR ON STAFF
ALABAMA '95

A second-year member of the staff, Sharrona Reaves joined the Lady Vol basketball program on April 19, 2016, when Holly Warlick hired her as an assistant coach and recruiting coordinator.

Reaves wasted little time demonstrating her abilities, spearheading Tennessee's approach in signing the No. 1 recruiting class with the 2017 group of Evina Westbrook, Anastasia Hayes, Rennia Davis and Kasiyahna Kushkituah.

A native of Murfreesboro, Tenn., Reaves spent the previous three seasons at West Virginia University, serving as an assistant coach and as head coach Mike Carey's recruiting coordinator. While there she had the opportunity to direct and mentor players at every position on the floor.

During Reaves' recent stint in Morgantown, the Mountaineers forged a 78-30 record, including a No. 2 NCAA seed; a Big 12 regular season title and 30-5 record in 2013-14; a WNIT runner-up finish in 2014-15 and an NCAA second round outcome in 2015-16 as a No. 6 seed.

One of Reaves' pupils, Bria Holmes, became the program's highest-ranked WNBA Draft pick in 2016, going in the first round with the 11th pick to the Atlanta Dream. Another WVU player, Asya Bussie, was the No. 15 pick of the Minnesota Lynx in 2014.

With Reaves directing the recruiting efforts, WVU signed the 2016 WBCA Junior/Community College Player of the Year. Her abilities in that area enabled the Mountaineers to land strong recruiting classes in not only her most recent stint with the team but also in a previous stop at the school.

Reaves returned to the WVU staff in May 2013 after serving as assistant coach and recruiting coordinator under Carey from 2003-06. In her previous three seasons with the Mountaineer program, Reaves helped recruit two top-20 recruiting classes, including the signing of Mountaineer standout Olayinka Sanni, who went on to win a WNBA title with the Detroit Shock. She helped WVU to the Big East Conference Tournament finals in 2006, assisted in the WNIT finals in 2005 and was part of back-to-back 20-win seasons in 2004 and 2005. In addition to 21 wins in 2004, the Mountaineers advanced to the NCAA tournament for the first time since the 1992 season.

After leaving Morgantown in 2006, Reaves became the head coach at NCAA Division II's Long Island University C.W. Post. Under her guidance, Post had two consecutive winning seasons in 2006-07 and 2007-08, giving the Pioneers their first back-to-back winning seasons in 14 years. In her first season at C.W. Post, Reaves led her team to the East Coast Conference Championship game, losing by one point to defending conference champion New Haven. In 2008, she led the squad to a third-place finish in the East Coast Conference.

From 2008-10, Reaves was assistant coach and recruiting coordinator on the Mississippi State women's basketball staff, helping guide the 2009 Lady Bulldogs

THE REAVES FILE

Born: Oct. 1, 1971

Education: Oakland High School (Murfreesboro, Tenn.)
B.A., Alabama, '95

Playing Career: Alabama (1992-94): helped Crimson Tide to a pair of NCAA tournament appearances, including Sweet 16 in 1992-93 and Final Four in 1993-94, was team captain as a senior

to the NCAA Second Round and the 2010 squad to their first NCAA Sweet 16 appearance.

Following her time with Mississippi State, Reaves left coaching to serve a short stint as the Compliance Coordinator at Alabama State University. Reaves returned to the coaching ranks soon after, as she took the head coaching position at the College of Central Florida for the 2012-13 season before returning to WVU the following season.

Reaves began her coaching journey in 1995, serving three seasons at Troy University as assistant coach and recruiting coordinator. In her second season with the program, Reaves helped the Trojans claim the 1997 Mid Continent Conference Championship, which was the first in school history. In that same season, the Trojans posted a 23-7 record and advanced to the NCAA tournament for the first time in school history. She then served as an assistant coach and recruiter at California-Berkeley in 1998.

After her high school days at Murfreesboro Oakland, Reaves (the former Sharrona Alexander) was a forward at Alabama and helped guide the Crimson Tide to a pair of NCAA tournament appearances, including the Sweet 16 in 1992-93 and the Final Four in 1993-94. She was a team captain as a senior.

Reaves graduated from Okaloosa-Walton Community College in Niceville, Florida, with an associate's degree in English in 1992, prior to earning a bachelor's of communication degree in 1995 from Alabama. Reaves has two children, Kenden and Kimora.



BRIDGETTE GORDON

ASSISTANT COACH

FIRST YEAR ON STAFF
TENNESSEE '89

Women's Basketball Hall of Famer Bridgette Gordon, who helped Tennessee capture two of its eight NCAA titles in the sport as a student-athlete, returned to her alma mater and joined Holly Warlick's staff as an assistant coach on July 20, 2017.

Gordon, a 1988 U.S. Olympic gold medalist with 15 years of experience in the coaching ranks and another as a WNBA scout, came to Rocky Top from Wichita State. She spent seven seasons there, including from 2012-16 as the recruiting coordinator. Gordon, who served as associate head coach in 2016-17, helped WSU land the highest-ranked recruiting class in program history when Blue Star Basketball rated the 2012-13 signing group at No. 47 in the nation.

In addition to her work as a gifted recruiter, Gordon helped the Shockers make their first three appearances ever in the NCAA Tournament while capturing the program's first three regular- and post-season conference championships. The Shockers advanced to postseason play five times during her stint in Wichita.

Gordon's influence helped establish several Wichita State student-athletes as dominant forces in the Missouri Valley Conference. She helped guide Jessica Diamond to a pair of first-team all-conference selections, Haleigh Lankster to 2011-12 MVC Defensive Player of the Year accolades, and Alex Harden to 2013, 2014 and 2015 MVC Tournament MVP honors as well as back-to-back MVC Defensive Player of the Year and 2015 MVC Player of the Year distinction. Harden developed into a 2015 WNBA Draft pick.

Prior to her tenure at WSU, Gordon spent three seasons as an assistant coach at Georgia State University in Atlanta. Along with being an assistant coach, she was GSU's recruiting coordinator her final two seasons with the Panthers, where she helped land the No. 52 ranked class in the nation. Georgia State improved its win total in each season Gordon spent on the bench.

Before her stint in Atlanta, Gordon served one year as a regional scout for the WNBA in 2006-07. She traveled the country rating the top 50 seniors in the nation and evaluated underclassmen for future WNBA consideration.

From 2001-06, Gordon was an assistant coach in her hometown of DeLand, Fla., at Stetson University, and spent her last two seasons with the Hatters as the recruiting coordinator. In 2005, she helped lead the squad to its first conference tournament championship and the initial NCAA Tournament appearance in school history.

Gordon enjoyed a stellar collegiate playing career at Tennessee from 1985-89, helping lead Tennessee to its first two NCAA National Championships as a sophomore (1987) and as a senior (1989) along with two other Final Four appearances. That accomplishment made UT the first school in women's basketball to advance to four consecutive NCAA Final Fours.

With Warlick serving as an assistant to Pat Summitt on those Tennessee teams, Gordon was a four-time All-SEC First Team performer and two-time Kodak All-American. Her number 30 is hanging from the rafters

THE GORDON FILE

Born: April 27, 1967

Education: DeLand High School (DeLand, Fla.)
B.A., Tennessee, '89

Playing Career: Tennessee (1985-89); led Lady Vols to their first two NCAA National Championships (1987 & 1989); member of first senior class to appear in NCAA Final Four all four years; two-time Kodak and Naismith All-American and four-time All-SEC First Team selection; named 1989 NCAA Final Four MVP, SEC Female Athlete of the Year and SEC Player of the Year; 1988 U.S. Olympic Gold Medalist

at Thompson-Boling Arena, and she is a member of the Women's Basketball (2007), Tennessee Sports (2012), University of Tennessee Athletics (2001) and DeLand (Fla.) High School Halls of Fame.

Gordon was named NCAA Final Four MVP, SEC Female Athlete of the Year and SEC Player of the Year in 1989 and was the SEC Tournament MVP in 1988 and 1989. She collected SEC Freshman of the Year accolades in 1986 and later was named to the NCAA 25th Anniversary Team and the Team of the Decade (1980s).

Finishing her college career as UT's all-time leader in points (2,462) and steals (336), Gordon remains second in both categories through the 2016-17 season. The 1989 UT graduate possesses a B.A. in political science.

On the international stage, Gordon earned her Olympic gold medal in 1988, prior to her senior year of college. She traveled to Seoul, South Korea, and helped the USA take the top spot on the podium. She was the fourth-leading scorer and one of two collegiate members of Team USA who brought home gold medals. Gordon's .571 field goal percentage was second on the squad that went 5-0 to achieve its "Sole Goal" of "Seoul Gold".

Following her collegiate career, Gordon played professionally in Italy, where she was a perennial all-star and won seven Italian Championships and two European Cups (1994 & 1996), and Turkey, before a two-year stint with the WNBA's Sacramento Monarchs.

GENERAL

STAFF

PLAYERS

REVIEW

HISTORY

FACILITIES

NCAA

SEC

RECORDS

MEDIA INFO





MICHAEL BEAUMONT

DIRECTOR OF OPERATIONS

SIXTH YEAR ON STAFF
CENTRAL ARKANSAS '00

In assembling her staff, Tennessee head women's basketball coach Holly Warlick's third hire was Director of Basketball Operations Michael Beaumont. He now is in year sixth in that capacity.

Previously, Beaumont was on the staff at Ole Miss as the Assistant Athletics Director for Football Operations from January 2008-12 working for (then) head football coach Houston Nutt.

A graduate of the University of Central Arkansas (2000, B.S.E in Health Education) and Arkansas State (1994, B.S. in Kinesiology & Exercise Science), Beaumont worked as an academic counselor for the University of Arkansas men's athletics department (2006-08), working primarily with football, before joining the Rebels.

It was during his time in the high school ranks that Nutt took notice of his abilities and invited Beaumont to join his staff at the University of Arkansas in 2006.

In 2008, Beaumont remained with Nutt's staff in a move that brought him new duties at the University of Mississippi. At Ole Miss, Beaumont was the personal assistant to the head coach and the head administrator for all matters that related to the staff, the student athletes and the program. Beaumont also served as one of the main contacts and liaison with all institutional departments, external agencies and the public relations for the football program. While at Ole Miss, the Rebels played in the Cotton Bowl in 2008 and 2009. During his time in Oxford, Beaumont had the opportunity to be a part of team that included now NFL greats Mike Wallace, Dexter McCCluster and Michael Oher.

At Arkansas, he served as the academic counselor for the football team. Beaumont also served as the liaison between the faculty and the athletic department. He assisted in the management of tutors, mentors and learning specialist for his student-athletes with zero academic casualties.

Additionally, he worked with camps and on-campus/official visits during recruiting. At Arkansas, Beaumont had the opportunity to be a part of a team that enjoyed an SEC West Championship in 2006 and back to back January 1 bowls in 2006 and 2007. His student athletes included current NFL stars Darren McFadden, Felix Jones and Peyton Hillis.

Prior to his stint in Fayetteville, Beaumont was a football and baseball coach at Lincoln (Ark.) High School and also served as assistant athletic director in addition to teaching from 2001-06. As the head baseball coach, he led his team to the 1-AAA conference championship in 2004 and was voted by his peers as the 2004 Conference Coach of the Year. The defensive coordinator on the high school football staff, he was the head coach of the junior high squad and guided Lincoln to the 2005 conference title championship on the football field.

Beaumont served as the video coordinator at UCA in Conway during the 1999 football season while completing his degree in health education. He then moved to Mountain View (Ark.) High School to work as the defensive and offensive line coach for the 2000 and 2001 seasons.

Married to the former Susan Patton, Beaumont and his wife have two daughters - Monica and Rachel.



JANET MCGEE

ASSISTANT TO THE HEAD COACH

SIXTH YEAR ON STAFF
TENNESSEE TECH '81

Janet McGee, a long-time administrator, teacher and coach from Lenoir City High School, joined the Tennessee women's basketball staff as assistant to the head coach on Aug. 2, 2012. She is in her sixth season with the Lady Vols.

McGee had worked at LCHS since 1983 and was serving as assistant principal for freshmen as well as the school's athletic director prior to joining Holly Warlick's staff. During her 31-year tenure there, she also taught science, wellness, physical education and driver's education and coached basketball, softball and golf.

A 1981 graduate of Tennessee Technological University with a bachelor of science degree in secondary education, McGee added a master's in administration and supervision in 1993 and a specialist in education certificate in educational administration and supervision in 1995. She was a four-year member of the Tennessee Tech basketball team from 1977-82.

McGee's primary duties include handling day-to-day operations in the office, assisting in on-campus recruiting activities and serving as a liaison for academics and community service.



HEATHER ERVIN

DIRECTOR OF RECRUITING OPS./PLAYER PERSONNEL

SECOND YEAR ON STAFF/16TH YEAR AT TENNESSEE TROY '97

Heather Ervin made a return to collegiate athletics after serving as the program administrator at the University of Tennessee Center for Information and Communication Studies in the College of Communication from March 2015 to July 2016.

Prior to that, Ervin worked in athletic administration at UT for 13 years, from 2001-14. She was promoted in 2009 to assistant director of football operations, as the only female in the Southeastern Conference to hold that position. Ervin has a wealth of knowledge in the sports industry not only as a former student-athlete but as a coach and administrator as well.

Ervin's primary responsibilities with Lady Vol basketball will include assisting with all aspects of day-to-day recruiting operations, including overseeing and maintenance of the recruiting database, updating the recruiting boards and assisting with official and unofficial visits. In addition, Ervin will be responsible for managing pre- and post-signing paperwork as well as organizing prospect evaluations and managing the coaches recruiting travel.

Ervin's responsibilities in her previous role in athletics were to manage the head football coach's daily schedule while also providing administrative support to the director of football operations and the senior associate athletics director for football administration. Ervin also

was responsible for arranging summer employment opportunities for student-athletes and working closely with the Thornton Center in monitoring student-athletes' class attendance.

In addition, she served as chief liaison for all player family event functions as well as managing a website designed for players' families. Ervin also was substantially involved with official and unofficial on-campus recruiting visits.

The Sweetwater, Tenn., native holds both a bachelor's degree in health and human services and a master's degree in foundations of education with an emphasis in sports management from Troy University, where she played basketball and later served as a graduate assistant basketball coach for two years.

Prior to that, she played two seasons at Hiwassee College in nearby Madisonville, Tenn. While there, Ervin helped the Tigers to a combined 57-10 record and two trips to the NJCAA national tournament.

During her playing days at Sweetwater High School, the former Heather Lenoir was a multi-sport athlete in basketball, softball and track and field. She set 12 track records and still owns nine of those today.

Ervin and her husband, Harry, reside in nearby Maryville with their daughters Jasmine (15) and Jada (11).



ALEX VARLAN

VIDEO COORDINATOR

SECOND YEAR ON STAFF/FIRST AS VIDEO COORDINATOR TENNESSEE '13

Alex Varlan, a Knoxville native, Tennessee alum and former Lady Vol basketball manager, joined Holly Warlick's staff in July 2017 as the team's video coordinator. He had worked with the men's basketball program at Oakland University in Michigan from 2014-17.

After serving as OU's video coordinator during the 2014-15 and 2015-16 campaigns, Varlan was named the team's director of scouting and recruiting innovation for the 2016-17 season.

Prior to his stint at Oakland, Varlan served as basketball operations coordinator for the Delaware 87ers of the NBA D-League in Wilmington, Del. While there, he served as an on-court member of the coaching staff, participating in practices, workouts, film breakdown and scouting reports. Additionally, he worked as the liaison between players and coaches/front office staff and also managed the team's operations budget, equipment, travel and game day staff.

Before being promoted to working with the 87ers, Varlan was an intern with their NBA affiliate, the Philadelphia 76ers. With the 76ers, Varlan worked directly with the team's director of player personnel, scouts and coaching staff during the 2013 NBA Draft, 2013 NBA preseason, and the beginning of the 2013-14 NBA regular season.

He continued as the liaison between the 87ers and 76ers coaching staffs throughout the 2013-14 NBA season.

Varlan, a graduate of Bearden High School, attended UT and graduated in 2013 with a degree in communication studies. He worked in the athletics department and spent time with the Lady Vols' nationally ranked basketball program in 2010, handling video services, stats and general team management activities.

GENERAL

STAFF

PLAYERS

REVIEW

HISTORY

FACILITIES

NCAA

SEC

RECORDS

MEDIA INFO





LEE TAYLOR

ASSOC. STRENGTH & CONDITIONING COACH

FIFTH YEAR ON STAFF/SEVENTH YEAR AT TENNESSEE
MISSOURI VALLEY '08

Lee Taylor is in his fifth season as the strength and conditioning coach for the Lady Vol basketball program and is in his seventh year of working with the University of Tennessee.

Taylor was hired on Aug. 5, 2013, as associate strength and conditioning coach and is in charge of helping Holly Warlick's women's hoops team and Judy Pavon's Vol golf squad get stronger and fit for competition.

Taylor possesses a B.A. in exercise science and athletic training that he earned in 2008 from Missouri Valley College and is a Certified Strength and Conditioning Specialist (C.S.C.S.) and a United States Weightlifting Sports Performance Coach (USAW).

As a performance coach for Performance Training Incorporated from 2008-09 and from January 2013 to July 2013, Taylor designed strength and conditioning protocols for basketball, baseball, football, rugby, swimming, tennis and wrestling athletes. He also worked as a speed, agility and quickness (SAQ) trainer for athletes of all ages and taught basketball-specific techniques at the UT Elite Basketball Camp.

He also has a highly-respected reputation from his prior experience under multiple head coaches with the UT strength and conditioning department.

Taylor came to Knoxville in July of 2008 and served until December of 2008 as an intern at UT. He went back to his alma mater to serve as director of strength and conditioning from August 2009 to August 2010 before returning to Knoxville. He served another internship from August 2010 to December 2010 and was hired as assistant strength and conditioning coach in January of 2011.

Following a stint as director of strength and conditioning at the University of Incarnate Word (April 2011-Jan. 2012), Taylor moved on to Eastern Illinois as interim director (Feb. 2012-May 2012), where his duties included working with the men's and women's basketball teams on their in-season strength programs.

Taylor returned to Knoxville in July 2012 as assistant strength and conditioning coach, where he served until Jan. 3, 2013. He assisted with the design and implementation of the in-season and off-season programs for football and aided with winter workouts for the baseball, track & field, rowing and dance teams.



JENNA KENNEDY

ASSOC. DIRECTOR OF SPORTS MEDICINE

FIRST YEAR ON STAFF/THIRD YEAR AT TENNESSEE
OREGON STATE '13

Jenna Kennedy is in her third year at the University of Tennessee and in her first season as the associate director of sports medicine for the women's basketball program.

Kennedy worked with the football program at UT for two years and gained experience providing care for the Lady Vols during the 2015-16 season.

A native to Klamath Falls, Ore., Kennedy received her B.S. in Athletic Training degree from Oregon State University in 2013. While at Oregon State, Jenna also

spent time working in the NFL as an intern with the Pittsburgh Steelers.

After her tenure at OSU, Kennedy went on to earn her M.S. in Athletic Training degree from the University of Kentucky, where she worked for two years with the football and women's basketball programs.

Kennedy is a member of both the National Athletic Trainers Association as well as the Southeast Athletic Trainers Association.



BRIAN RUSSELL

ASSOC. DIRECTOR - THORNTON CENTER

15TH YEAR AT TENNESSEE
NOTRE DAME '03

A native of Lakeville, Indiana, Dr. Russell has been with the University since 2003 and with the Thornton Center since February of 2011.

At the Thornton Center, he serves as the Director of Student-Athlete Academic Support Services which includes oversight of academic counseling and day-to-day academic services for all Tennessee student-athletes. Additionally, Dr. Russell is responsible for providing leadership and development to the Associate and Assistant Directors, Academic Counselors and Graduate Assistants within the Thornton Center. He currently serves as the academic counselor for the men's and women's basketball programs.

Previously as Associate, Dr. Russell led the football division which included oversight of football counselors, graduate assistants and academic support and development of football student-athletes. As Assistant Director, he had oversight of the Programs and Services area including the Thornton Center's tutorial assistance program, the Maximizing Academic Potential (MAP) program for student-athletes with learning, psychological,

and physical disabilities, the Achieving Classroom Excellence (ACE) program for at-risk student-athletes, the math and writing labs, programming for high achievers, and the PREGAME summer bridge program for new student-athletes.

At Tennessee, he worked as an Academic Advisor with the College of Education, Health and Human Sciences and as an Assistant Director of Arts and Sciences Advising Services. Dr. Russell holds a bachelor's degree in Sociology from the University of Notre Dame, a master's degree in College Student Personnel and a Doctor of Philosophy degree in Socio-Cultural Studies in Sport from the University of Tennessee. His dissertation involved research into the academic and athletic adjustment to college of first-year student-athletes. He is a member of the National Association of Academic Advisors for Athletics (N4A) and holds leadership positions within the National Academic Advising Association (NACADA) including serving as Immediate Past Chair of the NCAA Advisory Board.

■ ADDITIONAL BASKETBALL SUPPORT STAFF



RANDALENE COLLINS
SECRETARY TO THE
HEAD COACH



CALEB CURRIER
MANAGER



WYATT HOPPER
MANAGER



CARMEN JONES
MANAGER



M'TORRIA KNOX
MANAGER



SYDNEY MYERS
SPORTS MEDICINE



ELISE RAMIREZ
NUTRITION



JOE WHITNEY
MENTAL TRAINING

GENERAL

STAFF

PLAYERS

REVIEW

HISTORY

FACILITIES

NCAA

SEC

RECORDS

MEDIA INFO





DR. CHRIS KLENCK

TEAM PHYSICIAN

12TH YEAR AT TENNESSEE
PURDUE '95

Dr. Chris Klencck enters his 12th season as the head team physician on the UT Sports Medicine staff.

Klencck came to Knoxville in November 2006 following a primary care sports medicine fellowship at Indiana University Medical Center. He had served the Indianapolis hospital since June 2001 in the positions of Internal Medicine/Pediatrics intern, resident and chief resident.

During fellowship training, Klencck was an assistant team physician for the Indianapolis Colts preseason training camps and assisted at Purdue University, his alma mater. He worked the NFL Scouting Combines in Indianapolis, has NCAA championships experience and served as a high school team physician in Indiana.

Additionally, he has earned board certifications in Internal Medicine, Pediatrics and Primary Care Sports Medicine.

In January 2013, was named the Sports Medicine Person of the Year by the Tennessee Athletic Trainers' Society (TATS).

An Evansville, Ind., native, Klencck earned his doctor of pharmacy degree from Purdue before completing his doctor of medicine degree at Indiana University School of Medicine.

He is a member of the American Academy of Pediatrics, American College of Physicians, American Medical Society for Sports Medicine and American College of Sports Medicine.

Klencck is married to the former Laura Botto of Dayton, Ohio. They are the parents of Jacob, Ben and Ella.



DONNA THOMAS

SENIOR ASSOCIATE ATHLETICS DIRECTOR

27TH YEAR AT TENNESSEE
TENNESSEE '82

Senior Associate Athletics Director Donna Thomas is in her 27th year of working in the University of Tennessee Athletics Department. She serves as UT's senior woman administrator and the department's chief of staff.

Thomas' duties include department policy and procedure; oversight of the Tennessee Athletics Hall of Fame and serving as the Deputy Title IX officer for athletics and several other operational responsibilities. She is also a member of two SEC working groups, one for Fan Experience and the other for SEC Championships.

Thomas spent the 2011-12 school year as the interim director of the Thornton Athletics Student Life Center. In that role, Thomas restructured and reorganized the Thornton Center staff, added new programming and services for the student-athletes, and began updating the facility. She spent a great deal of time speaking to groups across campus to learn more about academic programs while sharing insight on the requirements for students who represent Tennessee in twenty sports.

While at UT, Thomas has been responsible for numerous aspects of the former women's athletics department, some of which included oversight of facility construction and renovation, management of the Lady Vols' portion of the UT apparel contract, development and implementation of department policies and procedures, and oversight of the scheduling of competition for all sports. She also was the department liaison to the campus, serving as a member of multiple campus committees.

In July of 2011, Thomas completed a two-year term as co-chair of UT Knoxville's Council on Diversity and

Interculturalism. Additionally, she has served as a member of the search committee for the Assistant Dean and Director of Undergraduate Admissions, a member of the campus's Task Force on Civility and Community and was an integral member of the committee for the Celebration of African American Achievement. Most recently, Thomas has served as a member of the search committee for the Chancellor of the Knoxville campus and the Vice Chancellor/Director of Athletics search committee.

Off campus, Thomas has served as the chair of the NCAA Division I Track and Field Committee and directed multiple championship events for the SEC and the NCAA and serves as the university's senior woman administrator with the SEC.

Thomas first joined the UT staff as the undergraduate head manager of the Lady Volunteer basketball team from 1978 to 1982, while working toward her bachelor's degree in secondary physical education. She then returned to UT in 1990 as a graduate assistant in athletic administration and earned her master's degree in recreation and athletic administration. During her time away from UT, Thomas served as the director of recreation ministries for Christ United Methodist Church in Memphis from 1982 to 1990. At CUMC, she managed the athletic and activity program of the 5,000-member church; her responsibilities included program development and planning for ages two through senior adult.



DR. BEVERLY DAVENPORT

UT KNOXVILLE CHANCELLOR

FIRST YEAR AT TENNESSEE
WESTERN KENTUCKY '77

Beverly Davenport is the eighth chancellor of the University of Tennessee, Knoxville, the state's flagship public research university.

She joined the Volunteer family on Feb. 15, 2017, after serving for more than three years at the University of Cincinnati, most recently as interim president and before that as senior vice president and provost.

At UC, Dr. Davenport initiated plans that resulted in record-breaking enrollment as well as increases in student retention and graduation rates. She directed resources to improve advising, career education, online learning, and study abroad programs. Collaborating with the athletics department, she helped make it easier for student-athletes to keep up with their studies through technology and innovative classroom spaces.

As UC's provost, she launched several faculty hiring programs. A \$60 million cluster hiring initiative recruits world-class faculty for interdisciplinary collaborations in emerging areas of study. Programs for strategic hiring opportunities and dual career assistance resulted in strong growth in the numbers of minority and female faculty.

Dr. Davenport served at Purdue for more than 11 years, most recently as vice provost for faculty affairs. Before that she was a senior fellow on the provost's staff at Virginia

Polytechnic University. She worked for Kansas for 11 years, most recently as a divisional dean for social sciences. She began her academic career at Kentucky, where she rose to the rank of associate professor and chaired the Department of Communication.

An accomplished scholar, she has published three books on issues of work life and workplace civility and has authored more than 100 papers. She has served as principal investigator or co-principal investigator on more than \$19 million of funded research projects and has been recognized for advancements in technology-infused learning and health communication, including telemedicine and telehealth.

Dr. Davenport earned a PhD in communication with a minor in organizational behavior from Michigan, and bachelor's and master's degrees in communication and journalism from Western Kentucky. She also completed Harvard's Institute for Management and Leadership in Higher Education.

She is a native of Bowling Green, Kentucky, and has two grown children: daughter Sloan Sypher, who graduated from Vanderbilt with a degree in biomedical engineering and is a graduate student at Cincinnati's School of Design, and Ford Sypher, who studied international affairs at Columbia and served in the 75th Ranger Regiment of the U.S. Army. He now lives in New York City.



DR. DONALD BRUCE

FACULTY ATHLETICS REPRESENTATIVE

19TH YEAR AT TENNESSEE
DREW UNIVERSITY '94

Donald Bruce is the Douglas and Brenda Horne Professor of Business in the Center for Business and Economic Research (CBER) and the Department of Economics at UT Knoxville.

He joined the UTK faculty in 1999 after receiving his M.A. and Ph.D. in Economics from Syracuse and his B.A. with honors in Economics from Drew University.

As a CBER economist, Dr. Bruce regularly provides objective, non-partisan policy research and evaluation under contracts with an array of government agencies at the federal and state levels. His recent work in CBER has included an ongoing evaluation of Tennessee's welfare program, Families First, for the Tennessee Department of Human Services, an analysis of teacher supply and demand in Tennessee for the Governor's Office of Education Policy, and a forecast of expenditures on Tennessee Education Lottery Scholarships for the Tennessee Higher Education Commission.

In addition to his CBER research, Dr. Bruce studies the economic and behavioral effects of tax policies on such things as small business activity and owner-occupied housing. His work has been presented and published in a variety of academic journals, edited volumes, and professional meetings. He has testified before Congress on the topic of internet taxation, and he presented his work on taxes and

small business activity before the President's Advisory Panel on Federal Tax Reform in 2005.

Dr. Bruce regularly teaches graduate and undergraduate courses on the economics of taxation and the economics of health and health care. He has recently served as the Director of Graduate Studies in Economics and the Director of the Undergraduate Major in Public Administration. Before becoming Faculty Athletics Representative, Dr. Bruce served for two years as chair of the Athletics Board's Fiscal Integrity and Long-Range Planning Committee. He has also served as chair of the UTK Faculty Senate's Budget and Planning Committee. Dr. Bruce is an active member of the National Tax Association, the International Institute of Public Finance, and the American, Southern, and Western Economic Associations. His community service has included numerous economic and policy presentations for state and local organizations, and he currently serves as Chairman of the Board of Innovative Education Partnership, the non-profit governing body of the Clayton-Bradley STEM Academy in Blount County.

Dr. Bruce lives in Walland, Tenn, with his wife Jennifer, a mathematics teacher at Clayton-Bradley, and their daughter Annie.

GENERAL

STAFF

PLAYERS

REVIEW

HISTORY

FACILITIES

NCAA

SEC

RECORDS

MEDIA INFO





JOHN CURRIE

VICE CHANCELLOR/DIRECTOR OF ATHLETICS

FIRST YEAR AT TENNESSEE
WAKE FOREST '93

Follow John Currie on Twitter at @John_Currie. He welcomes comments, questions and ideas, which can be submitted online via the "Hey John" portal at UTsports.com.

University of Tennessee-Knoxville Chancellor Beverly Davenport named John Currie as the school's vice chancellor and director of athletics on February 28, 2017. Currie, who began his duties on April 1, 2017, previously served as the director of athletics at Kansas State.

"John exemplifies all the qualities we were seeking in an athletics director," Davenport said. "He is a man of high integrity, strong values, a progressive thinker, he fully understands the importance of being compliant in everything we do, and he is a leader who will put the well-being of our student-athletes above everything."

Currie was no stranger to Knoxville, as he earned his master's degree from UT and served the Tennessee athletic department in various capacities from 1997-98 and 2000-09, including involvement in external operations, development, capital project management, marketing and ticketing. He left UT in May of 2009 to accept the AD position at Kansas State.

"It is a very exciting time for my family and me as we return to a place that remains very special to us," Currie said at his hiring press conference. "We spent 10 years in Knoxville prior to taking the job at K-State, and I appreciate Chancellor Davenport and the University of Tennessee for providing us this special opportunity. As a graduate of the University of Tennessee, I know how much UT athletics means to the people in the state, and I look forward to serving all of Big Orange Nation, its wonderful coaches, staff and student-athletes, for many years to come. We are excited to return to Rocky Top."

Prior to the start of the 2017-18 academic year, Currie laid forth his vision for UTAD, which is to stand as "America's model intercollegiate athletics program." That vision centers on five specific mission goals:

- » **World-class student-athlete experience**
- » **Responsibility and integrity**
- » **Win championships**
- » **Value to the university, community and state**
- » **Best fan experience in the SEC**

In the first six months of Currie's AD tenure on Rocky Top, he hired two new head coaches (men's tennis coach Chris Woodruff and baseball coach Tony Vitello), completed a reorganization of the athletics reporting structure and senior leadership team and accelerated the Neyland Stadium Master Plan project, which aims to renovate the iconic structure for a second century of service to the people of Tennessee and the college football world.

Neyland Stadium will mark its centennial in 2021.

And on Sept. 14, 2017, following an extensive and thorough review, Currie and Davenport announced that Tennessee was implementing branding measures to restore the official visibility of the iconic "Lady Vols" name and logo for all UT women's programs. Prior to that announcement, the "Lady Vols" brand had been exclusive to women's basketball since 2014.

Currie, 46, returned to Knoxville after an eight-year tenure at K-State in which the Wildcats experienced perhaps their greatest period of across-the-board success ever—academically, athletically and financially. The special run included seven straight bowl games for the football program and the program's first-ever No. 1 ranking, Big 12 Championships in football (2012), men's basketball (2013) and baseball (2013), the 2017 women's outdoor track title (shortly after his departure), 56 individual Big 12 championships, 11 individual NCAA titles in track and field, six men's basketball NCAA Tournament appearances, four in women's basketball, four in volleyball and three in baseball.

Across the board, K-State bested in-state rival KU 56-47 in head-to-head team sport competitions, including an 8-0 mark in football. And 162 Kansas State student-athletes earned All-American distinction.

The 2012-13 academic year was one for the ages as Kansas State became just the fourth BCS school since 1998 to win league titles in football, men's basketball and baseball in the same year.

Currie's tenure at K-State also was highlighted by academic excellence, with all Wildcat programs boasting multi-year APR marks of at least 944, with football, men's golf, women's golf, men's cross country and women's cross country posting Big 12-leading scores. Football's Tyson Hartman (2011) and Tyler Lockett (2015) both earned National Football Foundation recognition as finalists for the Campbell Trophy, known as the "academic Heisman."

In Currie's final year leading Kansas State athletics (2016-17), the department produced a balanced budget and achieved a surplus for the eighth consecutive year, while K-State was one of just five FBS institutions in 2016-17 to play in a bowl game, NCAA volleyball tournament, NCAA men's basketball tournament and NCAA women's basketball tournament. Wildcat grads also were selected in each of the NFL, NBA, WNBA and MLB drafts.

The recipient of the 2013 Bobby Dodd AD Award and a 2013 Under Armour AD of the Year, Currie served as chair of the Big 12 ADs in 2013-14 and was a member of the NCAA Division I Administrative Cabinet. He was one of only two intercollegiate ADs named to *Sports Business Journal's* 2011 prestigious "Forty Under 40" list of national sports leaders.

When Currie—who views intercollegiate athletics

as an “educational enterprise with business principles”—took the reins at K-State, he and his staff faced a budget deficit but instead turned K-State into one of the NCAA’s most financially solvent programs.

K-State became the only university in Kansas and one of just two dozen in the country to operate in the black without any state tax or university tuition dollars or subsidies. Under Currie, K-State Athletics eliminated approximately \$3 million in annual state and direct university funding of the athletics department, was recognized as boasting the “best pregame football tradition in the Big 12,” and Manhattan, Kansas, was ranked as “America’s No. 1 College Town.”

Under his leadership, K-State completed more than \$210 million of comprehensive facility improvements, all privately funded with zero state tax or university tuition dollars, including the Vanier Family Football Complex, West Stadium Center, Basketball Training Facility, Intercollegiate Rowing Facility, Mike Goss Tennis Stadium and soccer competition/football practice fields.

K-State’s fundraising efforts were completely overhauled under Currie’s leadership, with more than \$230 million in cash contributions raised for athletics—more money over that period than in the previous 48 years combined. K-State donors stepped up with 27 private gifts in excess of \$1 million during Currie’s tenure, while grassroots Ahearn Fund membership reached all 50 states. The department operated with a budget surplus in all eight of his years as athletic director, allowing for annual investments and budget growth from \$44 million to \$73 million. K-State’s \$46 million in cash contributions raised in the 2014 fiscal year almost quadrupled the annual total prior to his arrival and was the third-highest total nationally that year behind only Texas A&M and Michigan.

Currie and his staff worked closely with then-President Kirk Schulz and the KSU Foundation to secure the largest individual donation in university history, a \$60 million gift benefitting various academic and athletic initiatives, while the department reached its \$50 million private gifts goal for the Vanier Family Football Complex in just 13 months.

With the tag line of “Welcome to K-State” symbolizing the goal of providing The Best Fan Experience in the Big 12—a goal that has accompanied Currie to Tennessee and the SEC, along with the tag line “Welcome to Rocky Top”—K-State’s marketing and fundraising efforts were completely overhauled during his tenure.

New ticket initiatives led to 42 sellout crowds from 2009-16 at Bill Snyder Family Stadium, including a streak of 33 straight. The Wildcats also set season total and average attendance records in baseball, sold a record number of season tickets for volleyball and baseball and ranked among the top 35 nationally in attendance in men’s basketball, women’s basketball, volleyball and baseball.

Currie joined the Tennessee staff in 1997 as Executive Director of the Volunteer Athletic Scholarship Fund (VASF). Following a two-year stint as Assistant Athletics Director at Wake Forest, Currie returned to Knoxville in August of 2000 as Assistant Athletics Director for Development and progressed to Executive Associate AD by 2008.

At UT, Currie was responsible for the direct

management of units that annually produced \$84 million in revenue and gifts, including the department’s fundraising, marketing, ticketing, media relations, public relations, Internet and broadcasting offices. Currie also provided oversight for the men’s basketball program and other department initiatives.

Currie’s accomplishments at Tennessee included helping the university secure a \$50 million commitment in 2006 for academic and athletic needs, a gift which represented the largest from an individual in Tennessee history. Under his leadership, giving to Tennessee athletics more than doubled from \$19.5 million in 2003 to \$41.6 million in 2008.

An integral member of the facility planning team for UT’s original 2004 \$200 million master plan renovations for Neyland Stadium, Currie led the negotiation and implementation of new student season-ticket sales for football in 2008. He also implemented new regular-season football sales strategies that helped Tennessee set a school single-game attendance record of 109,061 during the Vols’ 30-28 victory over Florida on Sept. 18, 2004.

Currie also oversaw a \$36 million renovation to Thompson-Boling Arena as well as the Pratt Pavilion basketball practice facility construction project that was completed in the fall of 2007. He developed and implemented the revenue models to fund both projects without outside funding from the state or local government, tax dollars or university-derived support.

Tennessee’s athletic facilities as a whole benefitted from Currie’s efforts as the development office secured individual-naming recognition gifts that included \$4 million for Allan Jones Intercollegiate Aquatics Center, \$2 million for Sherri Parker Lee Stadium (softball), \$1.5 million for Regal Soccer Stadium and \$2 million for baseball renovations. During Currie’s last year at UT before transitioning to K-State, ground was broken for the Mack and Jonnie Day Golf Facility.

Currie began his professional career at Wake Forest in 1993 as a Deacon Club intern before being named Assistant Deacon Club Director in 1994, a position he held until 1997.

Currie earned his master’s degree in Sport Management from Tennessee in 2003 and is a 1993 Wake Forest graduate. He and his wife, Mary Lawrence, have three children: Jack, Virginia and Mary-Dell.



GENERAL

STAFF

PLAYERS

REVIEW

HISTORY

FACILITIES

NCAA

SEC

RECORDS

MEDIA INFO



STAFF

■ SENIOR ATHLETICS STAFF



ANGIE BOYD-KECK
ASSOCIATE ATHLETICS
DIRECTOR FOR
FINANCE AND SPORTS
ADMINISTRATION



BLAIR DEBORD
SPECIAL PROJECTS
MANAGER/ASSISTANT
TO THE AD



ANDREW DONOVAN
ASSOCIATE ATHLETICS
DIRECTOR FOR
COMPLIANCE



DAVID ELLIOTT
ASSOCIATE ATHLETICS
DIRECTOR FOR EVENT
MANAGEMENT



KURT GULBRAND
SENIOR ASSOCIATE
ATHLETICS DIRECTOR
FOR DEVELOPMENT



BRETT HUEBNER
SENIOR ASSOCIATE
ATHLETICS DIRECTOR
FOR BUSINESS
OPERATIONS/CFO



TYLER JOHNSON
ASSOCIATE ATHLETICS
DIRECTOR FOR
BUSINESS/INTERNAL
OPERATIONS



JANEEN LALIK
SENIOR ASSOCIATE
ATHLETICS DIRECTOR
FOR STRATEGIC
INITIATIVES



TOM SATKOWIAK
ASSISTANT ATHLETICS
DIRECTOR FOR MEDIA
RELATIONS



DR. JOE SCOGIN
SENIOR ASSOCIATE
ATHLETICS DIRECTOR/
ASSISTANT PROVOST



REID SIGMON
EXECUTIVE ASSOCIATE
ATHLETICS DIRECTOR/
CHIEF OPERATING
OFFICER



KAYLA SMITH
ASSISTANT ATHLETICS
DIRECTOR FOR
STUDENT-ATHLETE
ENGAGEMENT



CARMEN TEGANO
ASSOCIATE ATHLETICS
DIRECTOR/SENIOR
ADVISOR TO THE AD



DONNA THOMAS
SENIOR ASSOCIATE
ATHLETICS DIRECTOR/
SENIOR WOMAN
ADMINISTRATOR/CHIEF
OF STAFF



DARA WORRELL
ASSOCIATE ATHLETICS
DIRECTOR



KEVIN ZURCHER
ASSISTANT ATHLETICS
DIRECTOR FOR
ATHLETIC FACILITIES
AND GROUNDS

■ EXPANDED SENIOR STAFF

Joe Arnone
Jonathan Bowling
Jimmy Delaney
Steve Early
Rock Gullickson
Condredge Holloway
Blake Johnson
Megan Kain
Bob Kesling
Jason McVeigh
Thomas Moats
Barry Rice
Brian Russell
Zach Stipe
Steve Stripling

Associate AD - Ticket Operations
Associate AD for Football Compliance & Administration
Associate AD for Fan Experience & Sales
Vol Network General Manager
Director of Strength and Conditioning
Assistant AD for Student-Athlete Relations/Lettermen
Senior Director of Development
Assistant AD for Development
Director of Broadcasting
Director of Sports Medicine
Assistant AD for Information Technology
Assistant AD for Broadcasting
Director of Academic Support Services
Director of Football Communications
Director of Football Program Development/Chief of Staff - Football



2017-18
TENNESSEE
LADY VOLS



RENNIA DAVIS

GUARD/FORWARD

0

FRESHMAN • HS • 6-2
JACKSONVILLE, FLA. • RIBAUT H.S.

USA/AAU BASKETBALL

- Participated in the 2016 USA Women's U17 World Championship Team Trials.
- Played AAU ball for Essence.

HIGH SCHOOL

- Ranked No. 9 overall and the No. 3 wing in the 2017 Prospectsnation.com Elite 150.
- Ranked No. 12 overall and the No. 3 wing in the 2017 HoopGurlz espnW Top 100.
- McDonald's All-American (2017).
- Played in Jordan Brand Classic (2017).
- MaxPreps First-Team All-American (2017).
- WBCA Honorable Mention All-American (2017).
- Naismith Honorable Mention All-American (2017).
- Florida Gatorade Girls Player of the Year (2017).
- Florida Miss Basketball (2017).
- FABC 4A All-State First Team (2014, 2015, 2016, 2017).
- Finished her career with 2,304 points.
- Averaged 26.3 ppg., 10.5 rpg. and 3.4 apg. while leading the Trojans to the 2017 state title.
- Averaged 20.3 ppg., 10.4 rpg. and 3.1 apg. as a junior in 2016 en route to a state championship.
- Was named MVP of the 2016 Dick's Sporting Goods High School Nationals at Madison Square Garden.

- Tallied 17.9 ppg. and 8.8 rpg. as a sophomore, and 12.0 ppg. and 4.9 rpg. as a freshman.
- Career highs included 43 points, 21 rebounds, 11 assists and nine steals.
- Member of National Honor Society and National Beta Club.

PERSONAL

- Full name is Rennia Tyi Davis.
- Nickname is "Re."
- First and middle names are pronounced reh-NYE-uh TIE
- Born on Feb. 24, 1999, in Jacksonville, Fla.
- Mother is Sheretta Davis.
- Has two siblings, Rodnetta Chandler and Shavonna Davis.
- Taking advantage of the Early College Program at Ribault, Rennia earned an Associate of Arts degree from Florida State College while she was in high school.
- Enjoys cooking and playing pool.
- Would like to own a restaurant someday.
- Majoring in business administration.
- Recipient of the Elinor F. Reed Women's Basketball Scholarship Endowment.
- Follow @Legend_Hooper on Twitter and @Legend.Hoop-er on Instagram.



KORTNEY DUNBAR

FORWARD

13

SENIOR • 3L • 6-2
EDWARDSVILLE, ILL. • EDWARDSVILLE H.S.

CAREER HONORS

- SEC Academic Honor Roll -- 2016-17
- Inducted into Omicron Delta Kappa Leadership Society -- 2016-17
- SEC Academic Honor Roll -- 2015-16
- SEC First-Year Academic Honor Roll -- 2014-15

2016-17 - JUNIOR

- Led the team in three-pointers made on four occasions during the season.
- Scored a season-high 13 points and grabbed nine rebounds, hitting three three-pointers vs. Tennessee State.
- Dropped six points on a pair of three-pointers and grabbed four rebounds in 10 minutes of play vs. Vanderbilt.
- Scored six points on two three-pointers and added five rebounds and two assists vs. Appalachian State.
- Scored five points and added a block, a steal and an assist vs. Navy.
- Provided a spark off the bench with two points and five rebounds against Arkansas.

2015-16 - SOPHOMORE

- Saw duty in 27 contests with four starts as a sophomore.

- Led the team in three-point field goal percentage in 2015-16, hitting 25-of-75 (.333) from behind the arc.
- Team leader in three-pointers in six games and hit more than three in contests vs. Central Arkansas (11/15) and Texas A&M (2/7).
- Earned her first career start against Central Arkansas, notching 24 points, 13 rebounds, two steals, 10 field goals and four three-pointers in 34 minutes, all of which were career highs.
- Connected on 10-of-15 shots from the field and 4-of-6 from the three-point line while leading the team in scoring and rebounding in the season-opening 102-47 victory over UCA.
- Converted a trio of three-pointers, scoring nine of the team's 14 first-quarter points vs. Texas A&M.
- Hit a three-pointer in seven minutes off the bench against Syracuse in the Elite Eight.
- Scored three points vs. Green Bay in the first round of the NCAA Tournament.
- Knocked in two treys in 15 minutes off the bench against Georgia on Feb. 28.
- Hit two threes to record six points in eight minutes against LSU.
- Played the final three minutes and hit two shots, including a game-clinching three, to defeat Ole Miss.

- Hit two three-pointers and notched a steal off the bench against Alabama on Jan. 31.
- Nailed two three-pointers in five minutes as the Lady Vols tried to mount a comeback at Arkansas on Jan. 14.

2014-15 - FRESHMAN

- Played in 20 games and averaged 6.6 minutes per contest in her first season at Tennessee.
- In limited playing time, she made 14 three-pointers for the fourth-highest total on the team.
- She hit three from long range in her college debut, tallying 15 points vs. Penn in 25 minutes.
- She scored in double figures the only other time as a rookie in the second game of the year vs. Oral Roberts, contributing 10 points.
- Knocked down at least one shot behind the three-point arc in each of her first six contests.
- Pulled down a career-high six rebounds vs. Oral Roberts.
- Committed only three turnovers all season long.

USA/AAU BASKETBALL

- Played for Midwest Elite-Platinum AAU team.
- Participated in 2013 USA 3-on-3 U18 Team Trials.

HIGH SCHOOL

- Ranked No. 78 in 2014 espnW HoopGurlz Top 100.
- Rated as a four-star recruit on that list and the No. 22-ranked wing player.
- All-Star Girls Report ranked her the No. 65 player in the country.
- Blue Star ranked her the No. 74 player in the nation.
- SchollyMe All-World Game participant (2014).
- McDonald's All-American nominee (2014).
- Associated Press Class 4A All-State First Team (2014) and Second Team (2013).
- Illinois Basketball Coaches Association (IBCA) Class 4A All-State First Team (2014) and Second Team (2013).

- Selected to play in IBCA All-Star Game (2014).
- *Champaign News-Gazette* All-State First Team (2014).
- *Chicago Tribune* All-State Girls Basketball Second Team (2014).
- *Edwardsville Intelligencer* Girls Basketball MVP (2014).
- *Belleville News-Democrat* Class 3A-4A Player of the Year (2014).
- St. Louis All-Metro First Team (2013) and Second Team (2014).
- Southwestern Conference All-Conference First Team (2013, 2014).
- Southwestern Conference Academic All-Conference (2013, 2014).
- Averaged 16.8 ppg. and 9.7 rpg., and hit 57 three-pointers as a senior.
- Also had 59 assists, 44 blocks and 36 steals for EHS in 2013-14.
- Finished her career with 1,205 points and 546 rebounds, both ranking sixth in EHS history.
- Had single-game prep career highs of 28 points and 23 rebounds, both as a senior.
- She played on teams that accumulated a 118-5 record.
- Averaged 14.4 ppg. and 5.6 rpg., and drained 55 threes as a junior.
- Recorded 64 steals, 57 assists and 31 blocks in 2012-13.

PERSONAL

- Full name is Kortney Nicole Dunbar.
- Nicknames include Kort and KD.
- Born on July 3, 1996, in Florissant, Mo.
- Parents are Mark and Christine Dunbar.
- Has an older sister, Kirstin.
- Majoring in recreation and sport management.
- Recipient of the Richard & Donna Fraser Winners' Circle Scholarship
- Follow @KDXIII_ on Twitter and @kdxiii on Instagram.

DUNBAR'S CAREER STATISTICS

Season	GP-GS	MIN/MPG	FGs	FG Pct	3FGs	3FG Pct	FTs	FT Pct	O-R- Reb	RPG	PF-FO	Asst	TO	Blk	Stl	Pts	PPG
14-15	20-0	131/6.6	23-52	.442	14-37	.378	1-3	.333	4-23-27	1.4	11-0	2	3	6	5	61	3.1
15-16	27-4	222/8.2	34-88	.386	25-75	.333	1-3	.333	10-28-38	1.4	13-0	2	6	4	8	94	3.5
16-17	24-0	214/8.9	18-62	.290	11-52	.212	1-2	.500	6-45-51	2.1	16-0	7	10	4	4	48	2.0
Totals	71-4	567/8.0	75-202	.371	50-164	.305	3-8	.375	20-96-116	1.6	40-0	11	19	14	17	203	2.9

2016-17 SEASON HIGHS

Points:	13 // Tenn. State, 11/30/16
Rebounds:	9 // Tenn. State, 11/30/16
Assists:	2 // App. State, 12/14/16
Steals:	1 // App. State, 12/14/16*
Blocks:	1 // UNCW, 12/29/16*
Field Goals:	5 // Tenn. State, 11/30/16
3-Pointers:	3 // Tenn. State, 11/30/16
Free Throws:	1 // Baylor, 12/4/16
Minutes:	25 // App. State, 12/14/16

SEC HIGHS

Points:	9 // Texas A&M, 2/7/16
Rebounds:	5 // Arkansas, 2/19/17
Assists:	1 // Missouri, 1/2/15
Steals:	1 // Alabama, 1/31/16*
Blocks:	1 // Auburn, 1/10/16*
Field Goals:	2 // Arkansas, 1/14/16*
3-Pointers:	3 // Texas A&M, 2/7/16*
Free Throws:	1 // Auburn, 1/10/16*
Minutes:	15 // Georgia, 2/28/16

*Indicates most recent high

CAREER HIGHS

Points:	24 // Central Ark., 11/15/15
Rebounds:	13 // Central Ark., 11/15/15
Assists:	2 // App. State, 12/14/16
Steals:	2 // Central Ark., 11/15/15
Blocks:	2 // Penn, 11/14/14
Field Goals:	10 // Central Ark., 11/15/15
3-Pointers:	4 // Central Ark., 11/15/15
Free Throws:	1 // Baylor, 12/4/16*
Minutes:	34 // Central Ark., 11/15/15

NCAA HIGHS

Points:	3 // Syracuse, 3/27/16*
Rebounds:	1 // Syracuse, 3/27/16*
Assists:	--
Steals:	--
Blocks:	--
Field Goals:	1 // Syracuse, 3/27/16*
3-Pointers:	1 // Syracuse, 3/27/16*
Free Throws:	--
Minutes:	10 // Green Bay, 3/18/16





CHERIDENE GREEN

FORWARD

15

RS-JUNIOR • TR • 6-3

LONDON, ENGLAND • HARRIS ACADEMY • ASA COLLEGE

2016-17 - JUNIOR

- Redshirted and sat out the whole season to rehab from a right knee injury suffered in 2015-16 at ASA College.

INTERNATIONAL BASKETBALL

- Played with Great Britain U20 team.
- Member of England National U16 and U18 Teams.

ASA COLLEGE

- Two-time National Junior College Athletic Association All-American at ASA College in Brooklyn, N.Y.
- First-team All-America selection in 2015-16 and second team in 2014-15.
- Helped the Avengers to a 22-4 record in 2015-16 and a 16-5 mark in 2014-15, with Elite Eight finishes and District C championships both seasons.
- Averaged 20.5 points, 16.5 rebounds, 3.9 blocks and 2.5 steals per contest as a sophomore.
- Ranked first in the NJCAA in rebounds, third in blocks and eighth in scoring.
- Career bests at ASA included 38 points and 26 rebounds.
- Played in 15 games, starting 13, before suffering a right knee injury that ended her season.
- Shot 57.6 percent on field goals, 75.7 on free throws.
- Connected on two of seven three-point attempts.

- Averaged 13.4 points, 11.1 rebounds, 2.2 blocks and 1.5 steals as a freshman, shooting 52.3 percent from the field while starting 15 of 21 games.

HIGH SCHOOL

- Attended Harris Academy Beckenham Sixth Form.
- Played on Sevenoaks Suns and London Towers club teams.

PERSONAL

- Full name is Cheridene Anne-Marie Green.
- Born on Sept. 19, 1995, in London, England.
- Mother is Sylvia Green and father is Gary Swaby.
- Has six siblings, including sisters Tunicea, Jade and Letitia, and brothers Martin, Sheldon and Coelin.
- Is the Lady Vols' first-ever international player.
- Former teammates include Shequilia Joseph (on England and Great Britain National Team/now a senior at Ole Miss) and Diandra Darosa (at ASA/now at Va. Tech).
- Majoring in communication studies.
- Recipient of the Doris Lewis Winners' Circle Scholarship for Centers.
- Follow @ceemaries_ on Twitter and @cee.maries on Instagram.



KAMERA HARRIS

CENTER

5

SOPHOMORE • 1L • 6-3

HAMPTON, GA. • DUTCHTOWN H.S.

HONORS

- First-Year SEC Academic Honor Roll -- 2016-17

2016-17 - FRESHMAN

- Made her SEC debut against Vanderbilt, grabbing two boards in three minutes of action.
- Notched three points and a rebound while going 1-of-1 from the field against Appalachian State.
- Scored four points and grabbed three rebounds in 19 minutes of action against Tennessee State.
- Converted her first career field goal with 5:10 left in the game vs. Tennessee State.
- Scored her first career point, as she made a free throw with 1:58 remaining in contest vs. ETSU.
- Made her Lady Vol debut with a blocked shot in three minutes in the win over Navy.
- Scored four points and added one board, one assist and one block in 13 minutes during her first game action as a Lady Vol, as the team claimed a 95-56 exhibition win vs. Carson-Newman.

HIGH SCHOOL

- Averaged 12.4 points, 9.9 rebounds and 8.6 blocks per game as a senior.
- Two-time team captain who earned Georgia All-State accolades as a senior.
- Tallied averages of 9.4 points, 9.3 rebounds and 7.7 blocks as a junior.
- Set a national single-game prep record for blocked shots in 2014 with 28 vs. Veterans High School in the first round of the state tournament.
- Eclipsed the old record of 25 held by Brittney Griner.
- Featured in Sports Illustrated Faces in the Crowd for that achievement.
- Had a triple-double of 22 blocks, 10 points and 14 rebounds in another game, vs. Mays, which had a trio of six-footers, including one player standing 6-5.
- Finished her career with school-record 759 blocked shots and a 2015-16 season mark of 267.
- Dutchtown made the state final four in 2015, the Elite Eight in 2014 and the Sweet 16 in 2016.

PERSONAL

- Full name is Kamera Janel Harris
- First name is pronounced like camera.
- Born on July 19, 1998, in Atlanta, Ga.
- Mother is Karen Bailey.
- Siblings include James and Jordan Harris.
- Brother Jordan signed to play football at Alabama.

- Member of National Honor Society at DHS.
- Majoring in recreation and sport management.
- Recipient of the Emily Yoakum Winners' Circle Scholarship for Forwards.
- Follow @_kodakmoment_ on Twitter and @_kayh_ on Instagram.

HARRIS' CAREER STATISTICS

Season	GP-GS	MIN/MPG	FGs	FG Pct	3FGs	3FG Pct	FTs	FT Pct	O-R-Reb	RPG	PF-FO	Asst	TO	Bk	Stl	Pts	PPG
16-17	7-0	342/6.0	3-7	.429	0-0	.000	2-4	.500	5-4-9	1.3	10-1	0	0	1	0	8	1.1
Totals	7-0	42/6.0	3-7	.429	0-0	.000	2-4	.500	5-4-9	1.3	10-1	0	0	1	0	8	1.1

2016-17 SEASON HIGHS

Points:	4 // Tenn. State, 11/30/16
Rebounds:	3 // Tenn. State, 11/30/16
Assists:	--
Steals:	--
Blocks:	1 // Navy, 11/13/16
Field Goals:	2 // Tenn. State, 11/30/16
3-Pointers:	--
Free Throws:	1 // App. State, 12/14/16*
Minutes:	19 // Tenn. State, 11/30/16

SEC HIGHS

Points:	--
Rebounds:	2 // Vanderbilt, 1/22/17
Assists:	--
Steals:	--
Blocks:	--
Field Goals:	--
3-Pointers:	--
Free Throws:	--
Minutes:	3 // Vanderbilt, 1/22/17

CAREER HIGHS

Points:	4 // Tenn. State, 11/30/16
Rebounds:	3 // Tenn. State, 11/30/16
Assists:	--
Steals:	--
Blocks:	1 // Navy, 11/13/16
Field Goals:	2 // Tenn. State, 11/30/16
3-Pointers:	--
Free Throws:	1 // App. State, 12/14/16*
Minutes:	19 // Tenn. State, 11/30/16

NCAA HIGHS

Points:	--
Rebounds:	--
Assists:	--
Steals:	--
Blocks:	--
Field Goals:	--
3-Pointers:	--
Free Throws:	--
Minutes:	--



GENERAL

STAFF

PLAYERS

REVIEW

HISTORY

FACILITIES

NCAA

SEC

RECORDS

MEDIA INFO



ANASTASIA HAYES

GUARD

1

FRESHMAN • HS • 5-7

MURFREESBORO, TENN. • RIVERDALE H.S.

USA/AAU BASKETBALL

- Participated in the 2016 USA Women's U18 National Team Trials.
- Played AAU ball for Tennessee Flight.

HIGH SCHOOL

- Ranked No. 6 overall and the No. 3 point guard in the 2017 Prospectsnation.com Elite 150.
- Ranked No. 7 overall and the No. 3 point guard in the 2017 HoopGurlz espnW Top 100.
- Ranked No. 9 overall in 2017 by BlueStar Basketball.
- WBCA All-American (2017).
- Naismith All-American (2017).
- McDonald's All-American (2017).
- Played in Jordan Brand Classic (2017).
- MaxPreps First-Team All-American (2017).
- Naismith Player of the Year Finalist (2017).
- Gatorade Tennessee Girls Player of the Year (2017).
- Tennessee AAA Miss Basketball (2017).
- Class AAA All-State (2015, 2016, 2017).
- Averaged 22.5 ppg., 5.3 rpg. and 3.7 apg. and 3.1 spg. as a senior.
- Named MVP after scoring 33 points in RHS' 2017 AAA state title game victory, the school's second straight.
- Riverdale was named MaxPreps National Champions after going 34-0 in 2016-17.

- Averaged 19.6 ppg, 5.7 rpg. and 4.6 apg. as a junior.
- Sophomore year numbers included 19.4 ppg., 4.0 rpg., 4.2 apg. and 2.3 spg.
- Played her freshman season at Hendersonville High School before moving to Riverdale.
- Member of FCCLA and DECA Club in high school.
- Standout 400m runner on the RHS track team.

PERSONAL

- Full name is Anastasia Keystarcia Faith Hayes.
- First and middle name are pronounced anna-STAY-zhuh key-STAR-sha.
- Born on April 21, 1998, in Nashville, Tenn.
- Parents are Arnett and Sherry Hayes.
- Has four siblings, including sisters Aislynn, Alasia and Acacia and brother Arnett Jr.
- Majoring in pre-dentistry and interested in becoming an orthodontist.
- Started her sports career playing softball and switched to basketball in middle school.
- Recipient of the Perry Stuart Smith Women's Basketball Scholarship Endowment.
- Follow @AnastasiaHaye12 on Twitter and @anastasia_hayes3 on Instagram.



MEME JACKSON

GUARD/FORWARD

10

JUNIOR • 2L • 5-11

MURFREESBORO, TENN. • BLACKMAN H.S.

2016-17 - SOPHOMORE

- Played in all 32 games, starting in 19 of the contests, and averaged 4.7 points and 1.8 rebounds per game.
- Improved her 3-point shooting this season, connecting on 32.9 percent of her shots from deep and leading the team in threes made six times during the season.
- Stepped up her play in her second season, scoring at least five points in 14 games after not scoring more than four points in any game during her freshman year.
- Posted five points, three assists, a career-high three steals and two rebounds in win over Vanderbilt.
- Capped off a 15-point comeback by the Lady Vols with a clutch 3-pointer with 1:22 remaining in the game against #6 Notre Dame, giving Tennessee its first lead since three minutes left in the first quarter.
- Eclipsed career highs in points (20) and field goals made (9) for second straight game with win over UNCW.
- Started her sixth straight game against Troy, as she posted career highs in points (18), rebounds (7), assists (5), field goals (7), 3-pointers (3) and minutes (36).

- Started her third straight game against Texas, hitting two three pointers and finishing with career highs of eight points and five rebounds in 32 minutes.
- Earned her first career start and finished with five points, two boards, two assists and two steals vs. TSU.
- Contributed career highs of three rebounds and three assists against Penn State.
- Recorded a career-high eight points as she hit two three pointers and grabbed two steals while playing 22 minutes off the bench in the Lady Vols' win over JMU.
- Tallied 10 points, one rebound and two assists in her most extended game action, playing 22 minutes vs. Carson-Newman.

2015-16 - FRESHMAN

- Saw time in 21 games off the bench and averaged 1.0 points and 0.6 rebounds per game.
- Scored two points and grabbed a board in seven minutes against Syracuse in the Elite Eight.
- Grabbed two boards and handed out two assists in

- three minutes off the bench against Georgia.
- Scored four points and notched one rebound, one assist and one steal in eight minutes in the Lady Vols' win over Ole Miss.
- Knocked in both of her free throw attempts against #13 Mississippi State.
- Tallied a career-high three rebounds in only two minutes against #7/7 Oregon State.
- Recorded two assists in the game vs. Virginia Tech.
- Scored her first collegiate points with a three-pointer at the top of the key with 7:12 remaining in the second quarter against Chattanooga.
- Made her Lady Vol debut with 1:30 remaining in the second quarter vs. Syracuse, tallying a steal three seconds after coming in for the first time.

USA/AU BASKETBALL

- Participated in the 2014 USA Basketball Women's U18 National Team Trials.

HIGH SCHOOL

- Ranked No. 21 by Blue Star.
- Ranked No. 25 by All Star Girls Report.
- Ranked No. 37 overall and the No. 9 wing by ProspectsNation.com.
- Ranked No. 39 overall by D1Spects.com.
- Ranked No. 49 overall and the No. 7 ranked wing in the 2015 espnW HoopGurlz Top 100 Class.
- Tennessee Sportswriters Association All-State Team (2014, 2015).
- TSSAA State Championship All-Tournament Team (2014, 2015).

JACKSON'S CAREER STATISTICS

Season	GP-GS	MIN/MPG	FGs	FG Pct	3FGs	3FG Pct	FTs	FT Pct	O-R-Reb	RPG	PF-FO	Asst	TO	Blk	Stl	Pts	PPG
15-16	21-0	137/6.5	9-35	.257	1-16	.063	3-6	.500	5-8-13	0.6	16-0	8	8	0	5	22	1.0
16-17	32-19	751/23.5	58-168	.345	24-73	.329	9-21	.429	23-34-57	1.8	65-3	51	38	5	16	149	4.7
15-16	53-19	888/16.8	67-203	.330	25-89	.281	12-27	.444	28-42-70	1.3	81-3	59	46	5	21	171	3.2

2016-17 SEASON HIGHS

Points:	20 // UNCW, 12/29/16
Rebounds:	7 // Troy, 12/21/16
Assists:	5 // Troy, 12/21/16
Steals:	3 // Vanderbilt, 1/22/17
Blocks:	2 // Dayton, 3/18/17
Field Goals:	9 // UNCW, 12/29/16
3-Pointers:	3 // Troy, 12/21/16
Free Throws:	3 // Vanderbilt, 1/5/17
Minutes:	42 // Georgia, 2/6/17

SEC HIGHS

Points:	10 // Vanderbilt, 1/5/17
Rebounds:	6 // Miss. State, 1/8/17
Assists:	4 // LSU, 2/2/17*
Steals:	3 // Vanderbilt, 1/22/17
Blocks:	1 // Miss. State, 1/8/17
Field Goals:	3 // Vanderbilt, 1/5/17
3-Pointers:	1 // Vanderbilt, 1/5/17*
Free Throws:	3 // Vanderbilt, 1/5/17
Minutes:	42 // Georgia, 2/6/17

- District MVP (2014).
- All-District (2012, 2014, 2015).
- District All-Tournament (2015).
- Region All-Tournament (2012, 2014, 2015).
- Region Tournament MVP (2015).
- Led BHS to records of 34-1 in 2013-14 and 32-2 in 2014-15 for back-to-back state titles.
- Jackson hit for 15 points in the 2015 state title game, a double-overtime win over Crosstown rival.
- Her team was the No. 1-ranked team in the country by ESPN, USA Today and MaxPreps in 2014.
- Averaged 9.3 ppg., 5.3 rpg., 4.3 apg., 1.5 spg., as a senior but 14.2 over the last six games as Blackman won its second-straight state title.
- Started all 35 games as a junior and averaged 9.4 ppg., 4.4 rpg., 3.4 apg. and 2.3 spg. on a team featuring five NCAA Division I prospects.

PERSONAL

- Full name is Jamasha Starr "Meme" Jackson.
- Born on Sept. 9, 1996, in Fresno, Calif.
- Parents are Jevell and Lanesha Jackson.
- Siblings include: Marlon, Jaquell and Tyrique.
- Majoring in communication studies.
- Recipient of the Marion D. Hoppe Winners' Circle Scholarship.
- Follow @Hoopin-Mj on Twitter or @hoopin.mj on Instagram.

CAREER HIGHS

Points:	20 // UNCW, 12/29/16
Rebounds:	7 // Troy, 12/21/16
Assists:	5 // Troy, 12/21/16
Steals:	3 // Vanderbilt, 1/22/17
Blocks:	2 // Dayton, 3/18/17
Field Goals:	9 // UNCW, 12/29/16
3-Pointers:	3 // Troy, 12/21/16
Free Throws:	3 // Vanderbilt, 1/5/17
Minutes:	42 // Georgia, 2/6/17

NCAA HIGHS

Points:	3 // Louisville, 3/20/17
Rebounds:	2 // Louisville, 3/20/17
Assists:	1 // Syracuse, 3/27/16
Steals:	1 // Dayton, 3/18/17
Blocks:	2 // Dayton, 3/18/17
Field Goals:	1 // Louisville, 3/20/17*
3-Pointers:	1 // Louisville, 3/20/17
Free Throws:	--
Minutes:	20 // Louisville, 3/20/17

GENERAL

STAFF

PLAYERS

REVIEW

HISTORY

FACILITIES

NCAA

SEC

RECORDS

MEDIA INFO





KASIYAHNA KUSHKITUAH

CENTER

11

FRESHMAN • HS • 6-4
ATLANTA, GA. • ST. FRANCIS H.S.

USA/AAU BASKETBALL

- Participated in 2016 USA Women's U18 National Team Trials.
- Participated in 2016 USA Women's U17 World Championship Team Trials.
- Participated in 2015 USA Women's U16 National Team Trials.
- Played AAU ball for Finest Basketball Club Southeast Elite.

HIGH SCHOOL

- Ranked No. 11 overall and the No. 1 post in the 2017 Prospectsnation.com Elite 150.
- Ranked No. 57 overall and the No. 6 post in the 2017 HoopGurlz espnW Top 100.
- McDonald's All-American (2017).
- Played in Jordan Brand Classic (2017).
- WBCA Honorable Mention All-American (2017).
- Naismith Honorable Mention All-American (2017).
- Atlanta Journal Constitution Class A All-State First Team (2015, 2016, 2017).
- Senior year stats included 12.5 ppg., 7.7 rpg. and 2.0 bpg., as St. Francis finished 26-5 and lost in the state semifinals.
- As a junior in 2015-16, she averaged 10.6 ppg. and 8.2 rpg. to help her team to a 31-2 record and a state title.
- As a sophomore in 2014-15, she averaged 11.5 ppg. and 8.6 rpg. to help her team to a 28-3 record and a state championship.

- As a freshman in 2013-14, Kushkituah averaged 11.8 ppg. and 5.6 rpg. to help her team to a 25-4 record and the state championship game.
- Played volleyball (four years) and soccer (1 1/2 years) in high school.

PERSONAL

- Full name is Kasiyahna Mercedes Kushkituah.
- Name is pronounced CASS-ee-YAW-nuh kush-KITTA-wah.
- Prefers to be called "Kasi."
- Born on Aug. 16, 1999, in Atlanta, Ga.
- Mother is Talandra Echols, stepdad is Otis Wilson and father is Kaisim Kushkituah.
- Has one Godsisiter, Daphne.
- Uncle Quennon Echols played basketball at Murray State; and God-uncle Shareef Abdur-Rahim is a retired NBA player who was a 2000 U.S. Olympic gold medalist and 2002 NBA All-Star.
- Big fan of Beyoncé and earned the nickname "Keyoncé" because of that affinity for the star and her propensity to sing while in the car.
- Wears No. 11, because that is the age when she began to love basketball, and K is the 11th letter in the alphabet.
- Majoring in business administration.
- Recipient of the Tom & Peg Haynes Olympic Development Endowment.
- Follow @kasiyuniquee on Twitter and on Instagram.



JAIME NARED

GUARD/FORWARD

31

SENIOR • 3L • 6-2
PORTLAND, ORE. • WESTVIEW H.S.

CAREER HONORS

- Coaches All-SEC Second Team -- 2016-17
- College Sports Madness SEC Player of the Week (2/27) -- 2016-17
- Co-SEC Player of the Week (1/31) -- 2016-17
- VOLeaders Academy -- 2016-17
- SEC Academic Honor Roll -- 2015-16
- SEC First-Year Academic Honor Roll -- 2014-15

2016-17 - JUNIOR

- Named to the 2017 Coaches All-SEC Second Team after improving multiple areas of her game: points (8.3 to 15.6), rebounds (4.8 to 6.9), field goal percentage (.342 to .423) and free throw percentage (.741 to .876).
- Shot .876 percent from the free throw line, which was first in the SEC and tied for 17th in the country.
- Scored in double figures on 26 occasions and eclipsed the 20-point margin eight times, while also leading UT in scoring in 10 games on the season.

- Improved her game from beyond the arc, shooting 37.8 percent from three, the second highest mark on the team. She led UT in 3-pointers made in a team-high 11 games.
- Tallied 28 points and 11 rebounds in UT's second round contest in the NCAA Tournament with Louisville, marking her eighth double-double of the year.
- Fired in a career-high 30 points to go along with nine boards and three assists to lead the Lady Vols to a win over #3/2 Mississippi State on the road and their fourth Top-10 win of the season.
- Drew a foul with five seconds remaining in game at #4 South Carolina and converted both free throws to give Tennessee the victory. She finished with career highs in points (27) and free throws made (12).
- Hit the game-winning shot against #6 Notre Dame with 11 seconds remaining in the game to give Tennessee its second top-10 win of the season. Finished with 12 points, five rebounds, two assists and a steal.

- Helped ice UT's win over #17/23 Kentucky, scoring 18 points and hitting all four of her free throws in the final 34 seconds of the game to seal the victory for the Lady Vols.
- Recorded four consecutive double-doubles against Penn State (18 pts, 11 rebs), Virginia Tech (11 pts, 10 rebs), Tennessee State (16 pts, 10 rebs) and #4 Baylor (19 pts, 11 rebs). That is tied for the sixth longest streak of consecutive double-doubles in school history.
- Came out on fire against LSU, converting on nine of her 10 shots from field for 26 points to go along with 10 rebounds.
- Posted another dominant performance, scoring a career-high 23 points to go along with seven rebounds against Ole Miss. It was her fourth time scoring 20-plus points in a game this season.
- Produced 21 points and a career-high 14 rebounds to go with four assists and a steal in the win over Troy.
- Scored 22 points, including seven in an 13-4 spurt at the end of the first half which helped get the Lady Vols back in the game against #17 Texas.
- Scored a team-best 19 points in the first half and finished with eight rebounds to lead UT over JMU.
- Helped Tennessee pull away from Arkansas behind a pair of huge threes in the fourth quarter. She finished with a game-high 19 points and nine boards.
- Tied her career high in 3-pointers made with three in the first quarter of UT's win over Florida, finishing with 16 points and seven rebounds.
- Tallied 11 points, seven rebounds and three assists against Alabama in the SEC Tournament.
- Posted an all-around performance against Florida, tallying 11 points, six rebounds and a career-high four steal

2015-16 - SOPHOMORE

- Averaged 8.3 points, 4.8 rebounds and 1.6 assists while starting 26 of her 27 games played in 2015-16 after missing the first nine games due to a broken left hand.
- Scored in double figures 13 times and led the team in scoring four times during the 2015-16 season.
- Led the team in three-pointers made on six occasions.
- Tallied a season-high 18 points and added four assists and five boards at Vanderbilt.
- Recorded her first career double-double with 17 points and 10 rebounds, six of which came on the offensive end, while also notching three assists, one block and two steals on 7-of-12 shooting against Alabama.
- Tallied 14 points, nine rebounds and a career-high six assists in 35 minutes against Syracuse on March 27.
- Recorded team bests of 13 points and three steals as the Lady Vols took down #20 Missouri.
- Tallied 13 points, seven rebounds and a career-high three blocks at Alabama.
- Notched nine points, a career-high 11 rebounds and five assists in 37 minutes in the Sweet 16 against #9 Ohio State.
- Started her first game back in the lineup from injury and finished with a team-best 12 points and a career-high two three-pointers while also adding three boards and two steals against Stanford.
- Scored 12 points in the SEC Tournament semifinals against Mississippi State.
- Tossed in 12 points in the second half while also adding two boards, three assists and two steals in the win over Stetson.
- Recorded 11 points and six boards in the second round of the NCAA Tournament against Arizona State.
- Registered 11 points and three rebounds on 4-for-8 shooting against #3 Notre Dame.

- Notched 11 points, three rebounds and three assists in the SEC Tourney opener vs. Arkansas.
- Recorded 10 points and eight boards as the Lady Vols defeated Ole Miss.
- Scored 10 points and pulled down six boards against Florida.

2014-15 - FRESHMAN

- Played in all 36 games and started three, averaging 5.2 pts. and 3.5 rebounds per contest.
- Scored in double figures nine times as a rookie, hitting for a career-best 20 points while shooting 7-of-12 from the field and 5-of-5 from the free throw line vs. Saint Francis.
- Had double-figure point totals in three of her first four games, making her Lady Vol debut with 10 points, five rebounds, four assists and a block vs. Penn.
- Ranked second on the team in free throw percentage at 83.1 percent.
- Played in all three games of the SEC Tournament and averaged 8.3 points and 5.3 rebounds per contest.
- Produced 10 points, six rebounds and four assists in the SEC quarterfinal win over Georgia.
- Followed that effort with nine points vs. Kentucky in the SEC semifinals and matched a (then) career high with seven rebounds.
- Played a key role in Tennessee's come-from-behind NCAA Sweet 16 win over Gonzaga, tallying 12 points, six rebounds and a block in 28 minutes.
- Scored a personal SEC-high 13 points and added five boards, two assists and a steal in the regular-season finale vs. Vanderbilt.
- Turned in 12 minutes of gritty play and tallied four points, a (then) SEC personal-high three steals, two rebounds and an assist in a 73-72 win at #10/10 Kentucky.
- Grabbed a career-high 10 rebounds and tallied six points and an assist in the win over Boise State in the NCAA First Round.

USA/AU BASKETBALL

- Competed in her first international competition as a member of USA Basketball, helping her U23 squad win the 2017 U24 Four Nations Tournament in Tokyo, Japan.
- Started all three games, averaging 7.3 points, and was the squad's second-leading rebounder at 5.0 per contest.
- Participated in 2012 USA U17 World Championship Team Trials along with fellow Lady Vol senior Mercedes Russell.
- Participated in the 2011 USA U16 Team Trials.
- Played for Team Concept AAU team with current Lady Vols Russell and former UT teammate Jordan Reynolds.

HIGH SCHOOL

- Ranked No. 6 in 2014 espnW HoopGurlz Top 100.
- Rated as a five-star recruit on that list and the No. 1-ranked wing.
- Full Court ranked her the No. 9 player in the nation.
- Blue Star rated her No. 19 nationally.
- The All-Star Girls Report slotted her at No. 25 in the country.
- McDonald's All-American (2014).
- Tallied a team-leading 15 points, four rebounds and two steals in 17 minutes to help the West to victory in the 2014 McDonald's All-American Game.
- Parade All-American (2014).
- USA TODAY All-American - Second Team (2014).
- Max Preps All-American - Second Team (2014).
- Gatorade Oregon Girls Basketball Player of the Year (2014).
- Oregon 6A Player of the Year (2014).
- The Oregonian Player of the Year (2014).



PLAYERS

- Three-time recipient of 6A OSAA All-State accolades (2012, 2013, 2014).
- Three-time Metro League Player of the Year (2012, 2013, 2014).
- Four-time All-Metro League First Team (2011, 2012, 2013, 2014).
- Carded 30 points and 13 rebounds vs. Beaverton in 2014 6A third-place game.
- Helped WHS finish second in state as a sophomore and fourth as a junior.
- Averaged 28.2 ppg., 14.0 rpg., 4.1 spg. and 3.0 apg. in 2014.
- Posted 23.7 ppg., 9.6 rpg., 4.7 spg., 2.5 apg. and 1.0 bpg. during junior season.
- Featured in New York Times, Good Morning America and CNN in 2008 as a 12-year-old being banned from a boys basketball league for being too good.

■ NARED'S CAREER STATISTICS

Season	GP-GS	MIN/MPG	FGs	FG Pct	3FGs	3FG Pct	FTs	FT Pct	O-R-Reb	RPG	PF-FO	Asst	TO	Blk	Stl	Pts	PPG
14-15	36-3	566/15.7	60-159	.377	8-36	.222	59-71	.831	55-72-127	3.5	45-0	38	32	12	24	187	5.2
15-16	27-26	676/25.0	75-219	.342	13-49	.265	60-81	.741	60-70-130	4.8	55-2	44	47	8	22	223	8.3
16-17	32-32	1092/34.1	161-381	.423	37-98	.378	141-161	.876	77-143-220	6.9	89-6	53	61	11	37	500	15.6
Totals	95-61	2334/24.6	296-759	.390	58-183	.317	260-313	.831	192-285-477	5.0	189-8	135	140	31	83	910	9.6

■ 2016-17 SEASON HIGHS

Points:	30 // Mississippi State, 2/26/17
Rebounds:	14 // Troy, 12/21/16
Assists:	4 // UNCW, 12/29/16*
Steals:	4 // Florida, 2/23/17
Blocks:	2 // Miss. State, 1/8/17*
Field Goals:	10 // Texas, 12/11/16
3-Pointers:	3 // Louisville, 3/20/17*
Free Throws:	12 // Mississippi State, 2/26/17*
Minutes:	40 // Louisville, 3/20/17*

■ SEC HIGHS

Points:	30 // Mississippi State, 2/26/17
Rebounds:	10 // LSU, 2/2/17*
Assists:	5 // Alabama, 2/19/15
Steals:	4 // Florida, 2/23/17
Blocks:	3 // Alabama, 2/25/16
Field Goals:	9 // LSU, 2/2/17*
3-Pointers:	3 // Arkansas, 2/19/17*
Free Throws:	12 // Mississippi State, 2/26/17*
Minutes:	40 // Mississippi State, 2/26/17*

*Indicates most recent high

PERSONAL

- Jaime Nicole Nared was born Sept. 14, 1995, in Portland, Ore.
- Parents are Reiko Williams and Greg Nared.
- Father played basketball at Maryland from 1985-89.
- Has two sisters, Jackie Nared and Eboni Clay.
- Jackie signed to play basketball at Maryland, transferred and finished her career in 2013-14 at St. Mary's College in California.
- Majored in communication studies and graduated from UT in August 2017.
- Is pursuing graduate studies in Agricultural Leadership, Education and Communications.
- Recipient of the Bernard Kaplan, Holly Warlick and Jim Stockdale Basketball Scholarship Endowments.
- Follow @jaimenared on Twitter and @jaimenared on Instagram.

■ CAREER HIGHS

Points:	30 // Mississippi State, 2/26/17
Rebounds:	14 // Troy, 12/21/16
Assists:	6 // Syracuse, 3/27/16
Steals:	4 // Florida, 2/23/17*
Blocks:	3 // Alabama, 2/25/16
Field Goals:	10 // Texas, 12/11/16
3-Pointers:	3 // Louisville, 3/20/17*
Free Throws:	12 // Mississippi State, 2/26/17*
Minutes:	40 // Louisville, 3/20/17*

■ NCAA HIGHS

Points:	28 // Louisville, 3/20/17
Rebounds:	11 // Louisville, 3/20/17*
Assists:	6 // Syracuse, 3/27/16
Steals:	1 // Ohio State, 3/25/16
Blocks:	1 // Syracuse, 3/27/16*
Field Goals:	9 // Louisville, 3/20/17
3-Pointers:	3 // Louisville, 3/20/17
Free Throws:	7 // Louisville, 3/20/17
Minutes:	40 // Louisville, 3/20/17*



MERCEDES RUSSELL

CENTER

21

RS-SENIOR • 3L • 6-6
SPRINGFIELD, ORE. • SPRINGFIELD H.S.

CAREER HONORS

- AP Honorable Mention All-American -- 2016-17
- WBCA Honorable Mention All-American -- 2016-17
- WBCA All-Region Team -- 2016-17
- AP All-SEC Second Team -- 2016-17
- Coaches All-SEC Second Team -- 2016-17
- SEC Academic Honor Roll -- 2016-17
- SEC Player of the Week (1/3) -- 2016-17
- College Sports Madness SEC Player of the Week (1/3) -- 2016-17
- Naismith Trophy Preseason Watch List -- 2016-17
- Coaches Preseason All-SEC Second Team -- 2016-17
- NCAA Sioux Falls Regional All-Tournament Team -- 2016
- Coaches Preseason All-SEC Second Team -- 2015-16
- SEC First-Year Academic Honor Roll -- 2014
- SEC Freshman of the Week -- 2013-14 (12/23-12/30)

2016-17 - RS-JUNIOR

- Named to the 2017 Coaches and AP All-SEC Second Team after improving several key areas of her game: points (9.9 to 16.1), rebounds (8.3 to 9.7) and free throw percentage (.554 to .671). Also shot .562 from the field.
- Russell was Tennessee's second-leading scorer at 16.1 per game and leading rebounder at 9.7 per contest, which was tied for the fourth highest single-season average in Lady Vol history with Glory Johnson. Her numbers are the best by a true center at UT since Dae-dra Charles (17.3/9.2) in 1990-91.
- She was the SEC leader in double-doubles with 19, a total that ranks as the most ever by a Lady Vol junior, and scored in double figures in 30 of 32 games, including five with 20 or more points.
- That double-double total is the second most every record by a Lady Vol behind Candace Parker's 21 during her sophomore season.
- Tied for active SEC career lead with 30 double-doubles, a mark that knots her in seventh at UT with Dae-dra Charles.
- Scored 15+ points in 22 games after scoring 15+ in only four games over her first two years.
- Notched 151 career blocks in her career, passing Tamika Catchings (136) for seventh on the school's all-time career blocks list against Auburn.
- Led UT scoring in 10 games, rebounding 18 times and blocks on 17 occasions during her redshirt junior season, all of which were team highs.
- In UT's game at Alabama, Russell became the 43rd Lady Vol to score 1,000 points. She finished with 17 in the game to go along with nine boards.
- Named SEC Player of the Week (1/3/17) after dropping 20 points and 11 rebounds against UNCW followed up by 22 points and nine rebounds in UT's win over #17/23 Kentucky. That marked the second conference honor for Russell, who was the SEC Freshman of the Week in 2013.
- Scored 22 points and grabbed 12 rebounds and four blocks while holding #4 Baylor's post players Beatrice Mompremier (3-12), Kalani Brown (1-9) and Lauren Cox (0-3) to a combined 4-24 (16.7%) shooting. The Lady Bears threesome combined to shoot 60.4 percent from the floor entering the contest.
- Put together a dominant performance in the paint against #4 South Carolina, shooting 80 percent (8-10) from the field for 16 points to go with 10 rebounds.

- Notched 11 points and 13 rebounds vs. #10 Stanford while holding All-Pac 12 honoree Erica McCall to 6-15 shooting and only six rebounds in the Lady Vols' win.
- Tallied a career-high 26 points on 11-of-14 shooting against Auburn to go along with 11 rebounds, two blocks and a steal.
- Totaled 13 points, four rebounds and two blocks against #6 Notre Dame, with the second block coming on the final shot of the game by the Irish from three that could have won the game for them.
- Tallied 11 points and 13 rebounds against Louisville in the second round of the NCAA Tournament
- Posted 14 points and 10 rebounds in the Lady Vols win over Dayton in the NCAA First Round.
- Scored nine points and added 10 rebounds in win versus #3/2 Mississippi State while limiting the SEC's 6th Woman of the Year, Teaira McCowan, to just one point and five boards after allowing 14 points and nine rebounds in the first meeting.
- Dropped 24 points, a career-high 17 rebounds, three blocks and two steals against Georgia.
- Posted another dominant performance in win at Vanderbilt, totaling 15 points, 13 rebounds and six blocks, which tied her career high.

2015-16 - RS-SOPHOMORE

- Averaged 9.9 points and led the team with 8.3 rebounds and 1.8 blocks per game while shooting a team best .548 percent from the field.
- Recorded 66 blocks in the 2015-16 season, tying Kelley Cain (2011-12) for eighth-most blocks in a single season by a Lady Vol.
- Averaged 1.83 blocks per game, which is the tenth-best single-season mark.
- Currently ranks sixth in career blocks per game with an average of 1.49 rejections per contest.
- Scored in double figures 20 times and had efforts of 20 or more points against Central Arkansas (20 on 11/15) and Ohio State (25 on 3/25).
- Led the team in rebounding 14 times and was the leading shot blocker 25 times, including the 11 occasions when she recorded three or more rejections.
- Averaged a double-double with 13.0 points, 10.3 rebounds and 1.0 blocks while shooting 68.6 percent in NCAA Tournament play and was named to the NCAA Sioux Falls Regional All-Tournament Team.
- Finished third all-time among UT sophomores with 11 double-doubles, trailing only Candace Parker (21) and Chamique Holdsclaw (16).
- Tallied career highs with a double-double of 25 points and 15 rebounds on 12-of-16 shooting in 37 minutes vs. #9 Ohio State in the NCAA Sweet 16.
- Recorded her first-ever double-double by posting 20 points and 13 rebounds on 10-of-16 shooting against Central Arkansas in the season opener.
- Scored 15 points, pulled down 11 rebounds and added three assists and blocks vs. Arkansas on Feb. 4.
- Notched a career-high 15 rebounds and added 14 points vs. Virginia Tech.
- Tallied another double-double with a 14-point, 13-rebound, two-block effort against Penn State on Nov. 18.
- Recorded her third double-double of the season with 13 points and 10 boards on 6-of-11 shooting vs. ETSU.
- Tallied 13 points along with eight rebounds and four blocks against Syracuse on Nov. 20.

GENERAL

STAFF

PLAYERS

REVIEW

HISTORY

FACILITIES

NCAA

SEC

RECORDS

MEDIA INFO



PLAYERS

- Recorded 12 points, six boards and a team-high three assists and two blocks vs. Arizona State in the NCAA Second Round.
- Posted 12 points and 13 rebounds while also tying her career high with three assists against Alabama.
- Recorded a double-double with 12 points and 10 rebounds against Kentucky.
- Scored 12 points and added two blocks in her return to her home state against #7/7 Oregon State.
- Scored a team-high 12 points and had five blocks in the 63-55 victory over UAlbany, opening the season with five straight games in double figures.

2014-15 - SOPHOMORE

- Sat out 2014-15 season as a redshirt to recover from off-season surgery on both feet.

2013-14 - FRESHMAN

- Played in all 35 games, starting five, and led UT in blocked shots with 40 and field goal percentage at 59.6 percent (93-156).
- Was team's fourth-leading rebounder (5.0 rpg.) and seventh-best scorer (6.3), averaging 18.5 minutes per contest as a rookie.
- Scored in double figures nine times and had 10 or more rebounds on two occasions.
- Shot 60 percent or better from the field in 18 games as a freshman.
- Finished at 51.4 percent from the free throw line after getting off to a rocky start, but nailed 19-of-23 for 82.6 percent over the final 14 games.
- Recorded a career-best 15 points against Chattanooga, hitting seven of 11 field goals and grabbing four rebounds in 22 minutes.
- Scored 14 points against Georgia Tech, connecting on 6-of-8 shots from the field and 2-of-2 from the free throw line.
- Instrumental in UT's SEC semifinal win vs. Texas A&M, scoring 11 points, going 4-for-4 from the field and 3-for-3 from the line, and grabbing six rebounds.
- Posted career-best 11-rebound efforts vs. Missouri and at Texas A&M.
- Picked up SEC Freshman of the Week honors (Dec. 30) after scoring 12 points and tallying seven rebounds and five blocks against Lipscomb.
- Made her college debut at Middle Tennessee and contributed 11 points, seven rebounds and three blocks to the come-from-behind victory.
- Racked up a career-best six blocks against Tennessee State to go with 12 points and seven caroms.
- Shot 77.8 percent from the field (7-for-9) in NCAA postseason action.
- Led UT in scoring for the first time with 12 points against Northwestern State in the NCAA First Round, going 5-for-6 from the field and a perfect 2-for-2 from the free throw line.

USA/AAU BASKETBALL

- Has been a part of four USA Basketball teams that won international competitions.
- Started all three games and was the leading rebounder (6.3 rpg.), shot 63 percent and averaged 5.3 ppg. for the victorious USA U23 team at the 2017 U24 Four Nations Tournament in Tokyo, Japan.
- She won a gold medal at the 2015 World University Games alongside former UT teammate Diamond DeShields and with Holly Warlick serving as an assistant.
- Led that 2015 WUG team with 9.2 rpg. and was third in scoring at 13.0 ppg., recording three double-doubles and shooting 53.7 percent as the USA went 6-0 in the

tourney.

- In her two previous gold medal occasions, she played for squads coached by former Lady Vol Jill Rankin-Schneider.
- Member of USA squad that won FIBA U17 World Championship in Amsterdam, The Netherlands, in August 2012.
- Started all eight games for the U17 squad, averaging 8.9 points and 6.9 rebounds and hitting 64.0% from the field.
- Also struck gold in June 2011 with the USA U16 team at the FIBA Americas Championship in Merida, Mexico.
- Set USA U16 single-game records for rebounds (15) and blocks (5) and tournament records for rebounds (11.4) and blocks (4.0) averaged.
- Started all five games, contributing 11.6 points, 11.4 rebounds and 4.0 blocks for that unit.

HIGH SCHOOL

- Named No. 1 player in the nation in 2013 by ESPN HoopGurlz and Women's Basketball Insider.
- Blue Star Basketball and Full Court both ranked her as the No. 2 player.
- Highest ranked player to sign with Tennessee since Candace Parker in 2004.
- Gatorade National and Oregon Girls Basketball Player of the Year (2013).
- Was presented national award on March 20 by Olympic gold medalist and WNBA star Maya Moore.
- Attended 2013 ESPYS as Gatorade National Female Athlete of the Year finalist.
- American Family Insurance All-USA Girls Basketball First Team (2013).
- Finalist for Naismith Girls High School Player of the Year (2013).
- Named a WBCA and McDonald's All-American and a first-team MaxPreps All-American (2013).
- Named MVP of McDonald's All-American game in Chicago on April 3, turning in 16 points, 12 rebounds and three blocked shots.
- Class 5A State Player of the Year (2011, 2012, 2013).
- Class 5A All-State First team (2011, 2012, 2013).
- Led Springfield to a pair of 5A state titles (2011, 2012) and a runner-up finish (2013).
- Averaged 25.1 points, 12.3 rebounds, 5.5 blocks, 3.9 assists and 2.0 steals as a senior.
- Finished her prep career with 2,273 points to rank number four all-time in the state.
- Also added 1,642 rebounds and 562 blocked shots during her career.
- Averaged 26.0 points, 15.0 rebounds, 6.0 blocks and 5.0 assists as a junior.
- Produced 24.5 points, 15.0 rebounds and 5.0 blocks per contest as a sophomore.
- Honor roll student at SHS.

PERSONAL

- Full name is Mercedes Briann Russell.
- Born on July 27, 1995, in Springfield, Ore.
- Parents are Tammy Hill and Lorenzo Russell.
- Shoots right-handed but writes with her left hand.
- Lists Candace Parker as a role model.
- Joins Kelley Cain and Vonda Ward as the three tallest players in UT history at 6-6.
- Majoring in communication studies.
- Recipient of the Betty J. Basler Winners' Circle Scholarship and the Randall Keith Nutt Athletic Scholarship Endowment.
- Follow @MerSladezz on Twitter and @mersladezz on Instagram.

RUSSELL'S CAREER STATISTICS

Season	GP-GS	MIN/MPG	FGs	FG Pct	3FGs	3FG Pct	FTs	FT Pct	O-R-Reb	RPG	PF-FO	Asst	TO	Blk	Stl	Pts	PPG
13-14	35-5	647/18.5	93-156	.596	0-0	.000	36-70	.514	67-107-174	5.0	53-0	18	45	40	14	222	6.3
14-15	Redshirted																
15-16	36-31	1054/29.3	148-270	.548	0-0	.000	61-112	.545	104-195-299	8.3	75-1	28	61	66	16	357	9.9
16-17	32-32	1108/34.6	199-354	.562	0-0	.000	116-173	.671	77-232-309	9.7	75-1	38	64	45	23	514	16.1
Totals	103-68	2809/27.3	440-780	.564	0-0	.000	213-355	.600	248-534-782	7.6	203-2	84	170	151	53	1093	10.6

2016-17 SEASON HIGHS

Points:	26 // Auburn, 1/19/17
Rebounds:	17 // Georgia, 2/5/17
Assists:	3 // Louisville, 3/20/17*
Steals:	4 // Ole Miss, 1/12/17
Blocks:	6 // Vanderbilt, 1/5/17
Field Goals:	11 // Auburn, 1/19/17
3-Pointers:	--
Free Throws:	9 // JMU, 11/11/16
Minutes:	49 // Georgia, 2/5/17

SEC HIGHS

Points:	26 // Auburn, 1/19/17
Rebounds:	17 // Georgia, 2/5/17
Assists:	3 // Missouri, 2/9/17*
Steals:	4 // Ole Miss, 1/12/17
Blocks:	6 // Vanderbilt, 1/5/17
Field Goals:	11 // Auburn, 1/19/17
3-Pointers:	--
Free Throws:	7 // Vanderbilt, 1/5/17
Minutes:	49 // Georgia, 2/5/17

*Indicates most recent high

CAREER HIGHS

Points:	26 // Auburn, 1/19/17
Rebounds:	17 // Georgia, 2/5/17
Assists:	3 // Louisville, 3/20/17*
Steals:	4 // Ole Miss, 1/12/17
Blocks:	6 // Vanderbilt, 1/5/17*
Field Goals:	12 // Ohio State, 3/25/16
3-Pointers:	--
Free Throws:	9 // JMU, 11/11/16
Minutes:	49 // Georgia, 2/5/17

NCAA HIGHS

Points:	25 // Ohio State., 3/25/16
Rebounds:	15 // Ohio State, 3/25/16
Assists:	3 // Louisville, 3/20/17*
Steals:	2 // St. John's, 3/24/14
Blocks:	3 // Maryland, 3/30/14
Field Goals:	12 // Ohio State, 3/25/16
3-Pointers:	--
Free Throws:	6 // Dayton, 3/18/17
Minutes:	40 // Louisville, 3/20/17



GENERAL

STAFF

PLAYERS

REVIEW

HISTORY

FACILITIES

NCAA

SEC

RECORDS

MEDIA INFO





EVINA WESTBROOK

GUARD

2

FRESHMAN • HS • 6-0
SALEM, ORE. • SOUTH SALEM H.S.

USA/AAU BASKETBALL

- Won gold medal at FIBA Americas U18 Championship (2016).
- Participated in USA Women's U19 World Cup Team Trials (2017).
- Took part in USA Women's U17 World Championship Team Trials (2014).
- Played for CalStars AAU program and is a former teammate of UT senior Jaime Nared.

HIGH SCHOOL

- Ranked No. 2 overall and the No. 1 guard in the 2017 HoopGurlz espnW Top 100.
- Ranked No. 2 overall and the No. 1 guard in the 2017 Prospectsnation.com Elite 150.
- Ranked No. 3 overall in 2017 by BlueStar Basketball.
- Morgan Wootten National Player of the Year (2017).
- USA Today National Player of the Year (2017).
- USA Today All-USA First Team (2016, 2017).
- WBCA All-American (2017).
- Naismith All-American (2017).
- McDonald's All-American (2017), tallying 10 points, four rebounds and four assists for the West.
- Played in Jordan Brand Classic (2017), finishing with eight points, four assists and three rebounds for the West.
- MaxPreps First-Team All-American (2017).
- Naismith Player of the Year Finalist (2017).
- Gatorade Oregon Girls Player of the Year (2016, 2017).
- Oregon 6A Female Basketball Player of the Year (2017).
- First-team All-State (2015, 2016, 2017).
- 2016 All-State Academic Team

- Started in all 115 career games and lists career totals of 1,710 points, 521 rebounds, 416 assists, 396 steals and 159 blocked shots.
- Averaged 24.8 ppg., 7.5 rpg., 5.8 apg. and 5.1 spg. as a senior as SSSH finished third in the state tournament.
- As a junior in 2015-16, she averaged 20.2 ppg., 6.1 rpg. and 6.9 apg. to help her team to a 28-1 record and a second-straight Oregon Class 6A state title.
- As a sophomore in 2014-15, she averaged 18.6 ppg., 6.0 rpg. and 4.2 apg. to help her team to a 27-2 record and an Oregon Class 6A state title.
- Started all 30 games as a freshman and averaged 16.2 ppg as the Saxons placed fourth in the state tourney.
- Member of the honor roll, Rotary Club and Breakfast Club.

PERSONAL

- Full name is Evina J. Westbrook.
- Name is pronounced ee-VEE-na.
- Nickname is "E."
- Born on Sept. 28, 1998, in Albany, Ore.
- Parents are James and Eva Westbrook.
- Has four siblings, including James and Tko Westbrook, Bryce Clifton and Tyler Antoun.
- Majoring in communication studies.
- Interested in pursuing a career in sports broadcasting or with a major sports apparel/shoe company.
- Recipient of the Lloyd Lawson Thornton Winners' Circle Scholarship.
- Follow @evinawestbrook on Twitter and @evina_22 on Instagram.

LADY VOL CAREER GAME-BY-GAME STATISTICS

KORTNEY DUNBAR

2014-15 Opp.	Pts.	Reb.	Asts.	Blk	Stl.
Penn	15	1	0	2	1
Oral Roberts	10	6	1	0	1
Winthrop	3	1	0	1	1
Tennessee St.	8	0	0	1	1
Saint Francis	6	5	0	1	0
at Lipscomb	3	1	0	1	0
Stanford	0	0	0	0	0
Missouri	0	2	1	0	0
at Vanderbilt	0	1	0	0	0
Texas A&M	0	1	0	0	0
at Arkansas	0	0	0	0	0
at Auburn	0	2	0	0	0
LSU	0	1	0	0	0
Georgia	3	0	0	0	0
at Florida	0	0	0	0	0
at Ole Miss	5	1	0	0	0
Kentucky	2	1	0	0	0
Vanderbilt	3	3	0	0	1
Georgia	3	1	0	0	0
Kentucky	0	0	0	0	0

2015-16 Opp.	Pts.	Reb.	Asts.	Blk	Stl.
*Central Ark.	24	13	0	0	2
*Penn State	3	0	1	0	0
Syracuse	0	0	0	0	0
Chattanooga	0	2	0	0	0
UAlbany	3	0	0	0	0
at Wichita State	0	1	0	0	1
at Stanford	3	0	0	1	0
*at Oregon State	0	2	0	0	1
*Stetson	5	7	1	1	1
Missouri	3	2	0	1	1
Florida	0	0	0	0	0
Auburn	6	0	0	1	0
Arkansas	6	1	0	0	0
Notre Dame	3	0	0	0	0
Alabama	6	0	0	0	1
Texas A&M	9	2	0	0	0
South Carolina	0	0	0	0	0
Ole Miss	5	1	0	0	0
LSU	6	1	0	0	0
Alabama	0	0	0	0	1
Georgia	6	0	0	0	0
vs. Arkansas	0	3	0	0	0
vs. Texas A&M	0	1	0	0	0
vs. Green Bay	3	1	0	0	0

at Arizona St.	0	0	0	0	0
vs. Ohio State	0	0	0	0	0
vs. Syracuse	3	1	0	0	0

2016-17 Opp.	Pts.	Reb.	Asts.	Blk	Stl.
at JMU	2	2	0	0	1
Navy	5	2	1	1	1
at ETSU	3	2	1	1	0
at Penn St.	5	3	1	0	0
at Va. Tech	0	0	0	1	0
Tenn. State	13	9	0	0	1
Baylor	4	3	1	0	0
App. State	6	5	2	0	1
Troy	2	5	0	0	0
UNCW	0	4	1	1	0
Kentucky	0	2	0	0	0
Vanderbilt	0	0	0	0	0
Notre Dame	0	1	0	0	0
Auburn	0	0	0	0	0
Vanderbilt	6	4	0	0	0
Georgia	0	1	0	0	0
Missouri	0	0	0	0	0
Texas A&M	0	0	0	0	0
Alabama	0	0	0	0	0
Arkansas	2	5	0	0	0

LADY VOL CAREER GAME-BY-GAME STATISTICS

Florida	0	2	0	0	0
Dayton	0	0	0	0	0
Louisville	0	0	0	0	0

KAMERA HARRIS

<u>2016-17 Opp.</u>	<u>Pts.</u>	<u>Reb.</u>	<u>Asts.</u>	<u>Blk</u>	<u>Stl.</u>
Navy	0	0	0	1	0
at ETSU	1	2	0	0	0
Tenn. State	4	3	0	0	0
App. State	3	1	0	0	0
Troy	0	1	0	0	0
UNCW	0	0	0	0	0
Vanderbilt	0	2	0	0	0

MEME JACKSON

<u>2015-16 Opp.</u>	<u>Pts.</u>	<u>Reb.</u>	<u>Asts.</u>	<u>Blk</u>	<u>Stl.</u>
Syracuse	0	0	0	0	1
Chattanooga	4	2	0	0	1
UAlbany	0	1	1	0	0
Texas	2	1	0	0	0
ETSU	2	1	1	0	1
Virginia Tech	0	0	2	0	0
at Wichita State	2	1	0	0	1
at Stanford	2	0	0	0	0
at Oregon State	0	3	0	0	0
Stetson	2	1	0	0	0
Missouri	0	0	0	0	0
Auburn	0	0	0	0	0
Mississippi St.	2	0	0	0	0
Alabama	0	0	0	0	0
Ole Miss	4	1	1	0	1
Alabama	0	0	0	0	0
Georgia	0	2	2	0	0
vs. Arkansas	0	0	0	0	0
vs. Green Bay	0	0	0	0	0
at Arizona St.	0	0	0	0	0
vs. Syracuse	2	0	1	0	0

<u>2016-17 Opp.</u>	<u>Pts.</u>	<u>Reb.</u>	<u>Asts.</u>	<u>Blk</u>	<u>Stl.</u>
at JMU	8	0	2	0	2
Navy	5	2	0	0	0
at ETSU	7	0	1	0	0
at Penn St.	3	3	3	0	0
at Va. Tech	5	2	1	1	1
*Tenn. State	5	2	2	1	2
*Baylor	4	2	1	0	0
*at Texas	8	5	0	0	0
*App. State	3	0	3	0	1
*Stanford	3	2	0	0	1
*Troy	18	7	5	0	1
*UNCW	20	2	1	0	0
*Kentucky	5	3	4	0	0
*Vanderbilt	10	3	3	0	1
*Miss. State	0	6	1	1	0
*Ole Miss	2	1	0	0	0
*Notre Dame	6	0	3	0	1
*Auburn	0	0	1	0	0
*Vanderbilt	5	2	3	0	3
*Florida	2	2	2	0	0
*South Carolina	2	1	0	0	0
*LSU	3	0	4	0	0
*Georgia	1	3	1	0	0
Missouri	5	0	0	0	1
Texas A&M	6	1	2	0	0
Alabama	0	1	1	0	0
*Arkansas	0	1	3	0	0
Florida	2	0	0	0	0
Miss. State	4	2	2	0	1

Alabama	2	1	0	0	0
Dayton	2	1	0	2	1
Louisville	3	2	0	0	0

JAIME NARED

<u>2014-15 Opp.</u>	<u>Pts.</u>	<u>Reb.</u>	<u>Asts.</u>	<u>Blk</u>	<u>Stl.</u>
Penn	10	5	4	1	0
*Oral Roberts	9	6	4	0	1
*Winthrop	10	2	1	0	2
Tennessee St.	11	6	2	1	3
at Chattanooga	3	1	0	0	0
at Texas	0	2	0	2	1
Saint Francis	20	6	1	0	4
at Lipscomb	2	2	1	1	1
at Rutgers	2	6	2	0	0
Wichita State	2	1	0	0	1
Stanford	3	3	0	0	1
Oregon State	0	0	0	0	0
Missouri	5	4	0	0	0
at Vanderbilt	0	1	1	0	1
Texas A&M	2	2	1	0	0
at Arkansas	0	0	0	0	1
at Auburn	0	2	0	0	0
at Notre Dame	0	0	0	0	0
LSU	4	3	1	0	1
Georgia	7	1	0	2	1
at Kentucky	4	2	1	0	3
Mississippi St.	6	0	0	0	0
at Florida	10	7	0	0	0
at Ole Miss	0	5	2	1	0
Kentucky	10	4	0	2	1
*Alabama	4	3	5	0	0
at S. Carolina	2	5	1	1	0
at Georgia	0	4	1	0	0
Vanderbilt	13	5	2	0	1
Georgia	10	6	4	0	0
Kentucky	9	7	0	0	0
S. Carolina	6	3	1	0	1
Boise St.	6	10	1	0	0
Pitt	3	3	2	0	0
Gonzaga	12	6	0	1	0
Maryland	2	4	0	0	0

<u>2015-16 Opp.</u>	<u>Pts.</u>	<u>Reb.</u>	<u>Asts.</u>	<u>Blk</u>	<u>Stl.</u>
*at Stanford	12	3	0	0	2
*at Oregon State	0	6	2	0	0
Stetson	12	2	3	0	2
*Missouri	13	3	0	0	3
*Florida	10	6	2	0	1
*Auburn	4	5	2	1	0
*Arkansas	4	6	1	0	0
*Notre Dame	11	3	0	0	0
*Vanderbilt	7	4	0	0	2
*Kentucky	5	6	1	0	0
*Mississippi St.	0	2	0	0	0
*Alabama	17	10	3	1	2
*Arkansas	7	8	4	0	0
*Texas A&M	9	5	0	0	0
*Vanderbilt	18	5	4	0	1
*South Carolina	2	1	0	0	0
*Ole Miss	10	8	0	0	1
*LSU	2	1	0	0	1
*Alabama	13	7	1	3	1
*Georgia	2	4	3	0	3
*vs. Arkansas	11	3	3	1	1
*vs. Texas A&M	4	3	2	1	0
*vs. Miss. St.	12	2	0	0	1
*vs. Green Bay	4	1	0	0	0

*at Arizona St.	11	6	2	0	0
*vs. Ohio State	9	11	5	0	1
*vs. Syracuse	14	9	6	1	0

<u>2016-17 Opp.</u>	<u>Pts.</u>	<u>Reb.</u>	<u>Asts.</u>	<u>Blk</u>	<u>Stl.</u>
*at JMU	19	8	0	0	0
*Navy	6	7	4	0	1
*at ETSU	4	4	2	0	1
*at Penn St.	18	11	2	0	1
*at Va. Tech	11	10	0	1	2
*Tenn. State	16	10	2	0	3
*Baylor	19	11	2	2	1
*at Texas	22	5	0	2	2
*App. State	15	10	3	0	0
*Stanford	10	6	0	0	0
*Troy	21	14	4	0	1
*UNCW	21	2	4	1	2
*Kentucky	18	5	2	0	1
*Vanderbilt	12	6	2	1	2
*Miss. State	12	7	1	2	1
*Ole Miss	23	7	2	0	0
*Notre Dame	12	5	2	0	1
*Auburn	12	2	3	0	2
*Vanderbilt	17	2	3	0	2
*Florida	16	7	1	0	1
*South Carolina	27	5	3	0	3
*LSU	26	10	0	0	0
*Georgia	5	2	1	0	0
*Missouri	18	5	0	0	0
*Texas A&M	9	7	2	1	1
*Alabama	4	3	0	0	1
*Arkansas	19	9	0	0	2
*Florida	11	6	2	0	4
*Miss. State	30	9	3	0	1
*Alabama	11	7	3	1	0
*Dayton	8	7	0	0	0
*Louisville	28	11	0	0	1

MERCEDES RUSSELL

<u>2013-14 Opp.</u>	<u>Pts.</u>	<u>Reb.</u>	<u>Asts.</u>	<u>Blk</u>	<u>Stl.</u>
at MTSU	11	7	1	3	1
at UNC	2	4	0	1	1
Chattanooga	15	4	0	1	0
Georgia Tech	14	5	0	0	0
Oakland	10	5	0	0	0
Virginia	4	3	0	1	1
SMU	9	7	0	0	1
*Texas	2	4	0	0	0
Troy	10	8	1	2	2
Tennessee State	12	7	0	6	0
at Stanford	2	2	1	1	0
Lipscomb	12	7	2	5	0
LSU	9	4	0	1	0
*Georgia	7	5	1	1	0
*Ole Miss	2	7	0	3	1
*Vanderbilt	2	5	1	0	0
*Mississippi State	6	5	0	1	0
Notre Dame	7	4	1	1	0
Florida	6	8	1	0	0
Texas A&M	8	11	1	1	1
Arkansas	7	0	1	1	0
Alabama	2	2	1	1	0
Ole Miss	6	7	1	0	0
Vanderbilt	7	2	0	2	0
Kentucky	2	3	0	0	0
Auburn	6	5	0	1	1
Missouri	7	11	0	2	0
LSU	2	4	0	0	2

GENERAL

STAFF

PLAYERS

REVIEW

HISTORY

FACILITIES

NCAA

SEC

RECORDS

MEDIA INFO



PLAYERS

South Carolina	2	4	0	0	0
LSU	2	1	0	1	1
Texas A&M	11	6	1	0	0
Kentucky	2	1	0	0	0
Northwestern St.	12	5	1	0	0
St. John's	2	9	3	1	2
Maryland	2	2	0	3	0

2015-16 Opp. Pts. Reb. Asts. Blk Stl.

*Central Ark.	20	13	2	3	0
*Penn State	14	13	1	2	0
*Syracuse	13	8	1	4	2
*Chattanooga	13	4	0	0	1
*UAlbany	12	5	1	5	1
*Texas	6	7	0	3	1
*ETSU	13	10	1	1	1
*Virginia Tech	14	15	1	2	0
*at Wichita State	4	8	1	0	0
*at Stanford	7	8	0	0	0
*at Oregon State	12	2	0	2	1
*Stetson	11	8	0	2	0
*Missouri	11	7	0	3	0
*Florida	8	7	0	3	2
*Auburn	10	13	1	3	1
*Arkansas	10	11	1	1	0
*Notre Dame	6	6	1	1	0
*Vanderbilt	8	5	1	1	0
*Kentucky	12	10	0	1	0

*Mississippi St.	8	10	1	1	0
*Alabama	12	13	3	2	0
*Arkansas	15	11	3	3	0
*Texas A&M	11	9	2	3	0
*Vanderbilt	11	8	0	2	1
*South Carolina	5	8	0	2	1
*Ole Miss	0	0	0	0	0
LSU	7	7	0	2	2
*Alabama	10	11	1	1	1
Georgia	4	5	0	1	0
vs. Arkansas	6	4	0	1	0
vs. Texas A&M	8	5	0	3	0
vs. Miss. St.	4	7	0	4	0
*vs. Green Bay	8	13	1	2	0
*vs. Arizona St.	12	6	3	2	1
*vs. Ohio State	25	15	1	0	0
*vs. Syracuse	7	7	0	0	0

2016-17 Opp. Pts. Reb. Asts. Blk Stl.

*at JMU	17	11	1	1	0
*Navy	18	10	2	1	3
*at ETSU	15	3	1	0	1
*at Penn St.	19	11	1	1	1
*at Va. Tech	17	14	1	3	0
*Tenn. State	16	4	1	4	1
*Baylor	22	12	0	4	0
*at Texas	8	4	1	2	0
*App. State	15	8	0	0	0

*Stanford	11	13	1	1	1
*Troy	18	11	3	2	0
*UNCW	20	11	3	0	0
*Kentucky	22	9	3	0	0
*Vanderbilt	15	13	0	6	0
*Miss. State	17	14	0	2	0
*Ole Miss	12	6	1	0	4
*Notre Dame	13	4	1	2	1
*Auburn	26	11	0	2	1
*Vanderbilt	15	9	0	1	0
*Florida	14	5	1	1	1
*South Carolina	16	10	1	0	1
*LSU	18	8	0	2	0
*Georgia	24	17	1	3	2
*Missouri	12	6	3	1	0
*Texas A&M	17	11	2	0	0
*Alabama	17	9	2	0	0
*Arkansas	13	10	2	2	3
*Florida	17	10	2	1	1
*Miss. State	9	10	0	0	1
*Alabama	16	12	0	0	0
*Dayton	14	10	1	1	1
*Louisville	11	13	3	2	0

* Denotes games started

LADY VOL CAREER PRODUCTION TRACKER

KORTNEY DUNBAR 2016-17 Career

Had a Double-Double	--	1
Scored 10+ Points	1	4
Scored 20+ Points	--	1
Led UT in Scoring	--	1
Led UT in 3-pt Made	4	15
Led UT in Rebounding	--	1
Led UT in Steals	--	--
Made 3+ 3-pt	1	4
Had 3+ Steals	--	--

KAMERA HARRIS 2016-17 Career

Had a Double-Double	--	--
Scored 10+ Points	--	--
Scored 20+ Points	--	--
Led UT in Scoring	--	--
Led UT in Rebounding	--	--
Led UT in Blocks	1	1
Led UT in Steals	--	--
Had 3+ Blocks	--	--
Had 3+ Steals	--	--

MEME JACKSON 2016-17 Career

Had a Double-Double	--	--
Scored 10+ Points	3	3
Scored 20+ Points	1	1
Led UT in Scoring	--	--
Led UT in Steals	3	3
Led UT in Rebounding	--	--
Led UT in 3 pt. Made	6	7
Had 3+ Steals	1	1
Had 3+ 3 pt.	1	1

JAIME NARED 2016-17 Career

Had a Double-Double	8	9
Scored 10+ Points	26	48
Scored 20+ Points	8	9
Led UT in Scoring	10	15
Led UT in 3-pt Made	11	17
Led UT in Rebounding	3	3
Led UT in Steals	8	15
Made 3+ 3-pt	5	5
Had 3+ Steals	2	7

MERCEDES RUSSELL 2016-17 Career

Had a Double-Double	19	30
Scored 10+ Points	30	57
Scored 20+ Points	5	7
Led UT in Scoring	10	13
Led UT in Blocks	17	59
Led UT in Rebounding	18	35
Led UT in Steals	3	7
Had 3+ Blocks	5	21
Had 10+ Rebounds	20	35



2016-17
REVIEW

■ 2016-17 POSTSEASON NOTEBOOK

TENNESSEE EARNS 36TH TOURNEY BID

- As the only program to appear in every NCAA Tournament, the Tennessee women's basketball team was selected to the postseason for the 36th time last season, advancing to the second round.
- The No. 5 seed Lady Vols defeated the 12th-seeded Dayton Flyers, 66-57, in the first round of the Oklahoma City Regional in Louisville, Ky.
- Diamond DeShields scored 24 points, while Mercedes Russell and Schaquilla Nunn posted double-doubles to lead UT to its 124th all time NCAA Tournament win.
- Tennessee's season came to an end in the second round, falling to the No. 4 seed Louisville Cardinals, 75-64, at the KFC Yum! Center.
- Jaime Nared had 28 points and 11 rebounds and Mercedes Russell added 11 points and 13 boards, but the Lady Vols could not survive Louisville's fourth-quarter surge.
- Russell's double-double pushed her past Isabelle Harrison for the most double-doubles by a Lady Vol junior in program history with 19.

"BIG THREE" PACE LADY VOLS

- Last season, UT was led by its "Big Three" junior trio of 6-foot-6 center Mercedes Russell, 6-1 guard Diamond DeShields and 6-2 forward Jaime Nared.
- Those three players, who would earn All-SEC honors, were the team's top scorers and rebounders, and they combined for 32 double-doubles and 82 double-figure scoring games (including 24 20+ efforts).
- All three scored in double figures in 20 of 32 games, including 14 of the last 20 contests.
- The trio of DeShields (17.4), Russell (16.1) and Nared (15.6) were the second group to end a year averaging 15.0 points per game in Lady Vol history, joining the elite company of the "Three Meeks" in Chamique Holdsclaw (23.5), Tamika Catchings (18.2) and Semeka Randall (15.9) of the 1997-98 team.
- Tennessee was the only Power 5 school with three players averaging 15 or more points per game, with DeShields ranking 75th in scoring, Russell finishing at 127th and Nared at 157th.
- The "Big Three" combined to score 1,518 of UT's 2,346 points last season (64.7%), which breaks down to 47.4 point per game for the trio.

NUNN & REYNOLDS GO IN WNBA DRAFT

- Jordan Reynolds and Schaquilla Nunn became the Lady Vol program's 38th and 39th overall picks in the WNBA Draft, going in the second round (19th) to Atlanta and third round (25th) to San Antonio, respectively.
- The drafted duo made eight Tennessee student-athletes who have been taken during Holly Warlick's five years as head coach.
- Nunn and Reynolds join Bashaara Graves (2016, 2nd round, 22nd pick), Kamiko Williams (2013, 2nd round, 15th pick), Meighan Simmons (2014, 3rd round, 26th pick), Isabelle Harrison (2015,

1st round, 12th pick), Cierra Burdick (2015, 2nd round, 14th pick) and Ariel Massengale (3rd round, 29th pick).

LADY VOLS MAKE MOVES IN RECORD BOOKS

- Mercedes Russell scored her 1,000th career point as a Lady Vol against Auburn on Feb. 16, becoming the 43rd player to achieve that feat.
- She also notched 151 blocks in her career, passing Tamika Catchings (136) for seventh on the school's all-time career blocks list.
- Jordan Reynolds recorded the third triple-double in program history with a career-high 14 rebounds to go along with 11 points and 10 assists against UNCW, joining performances by Shekinna Stricklen vs. Oklahoma on Jan. 3, 2010 (17 points, 13 rebounds, 12 assists) and Shelia Collins vs. Florida State on Feb. 8, 1985 (18 points, 10 rebounds, 10 steals).
- Jaime Nared shot 87.6 percent from the free throw line during the season, which was first in the SEC, tied for 17th in the country and eighth highest percentage in program history.
- In Tennessee's first-round matchup with Dayton in the NCAA Tournament, Diamond DeShields eclipsed the 1,000-point mark as a Lady Vol, becoming the 44th player to do so all time.
- Schaquilla Nunn eclipsed the 1,000 point and rebound margins during her lone season with the Lady Vols, capping her successful collegiate career.

UT ONE OF THREE WITH FOUR TOP-10 WINS

- Tennessee was one of only three teams during the regular season last year to beat four or more top-10 teams, and UT was unranked in all four wins.
- Included are wins over two top-5 teams, marking the first time the Lady Vols have done that in a season since 2004-05 (two also).
- The Lady Vols came from 11-down to defeat #10/10 Stanford in Knoxville on Dec. 18 (59-51). UT came from 15-down (14 in the third quarter) to beat #6/6 Notre Dame in Knoxville on Jan. 16 (71-69). UT also came from nine down to defeat #4/4 South Carolina in Columbia on Jan. 30 (76-74) and cruised past #3/2 Mississippi State on Senior Day in Starkville on Feb. 26 (82-64).
- The other teams accomplishing that feat were South Carolina (5) and UConn (4).
- Tennessee's victory over #3/2 Mississippi State on Feb. 26 was the highest ranked team the Lady Vols have beaten since #6/6 UT defeated #3/2 Stanford in Knoxville, 82-72 in overtime, on Dec. 19, 2010.
- The victory over #3/2 MSU was the highest ranked squad Tennessee has beaten in a true road game since #2/2 UT took down #1/1 Duke at Cameron Indoor Stadium on Jan. 24, 2004.
- The win over Notre Dame ended a six-game losing skid to the Fighting Irish. With victories over South Carolina and Mississippi State, the Lady Vols halted a pair of three-game losing streaks to their conference foes.

LADY VOLS EARN POSTSEASON ACCLAIM

- The SEC coaches postseason awards were announced on February 28, and each member of Tennessee's "Big Three" was voted to the 2017 Coaches All-SEC Team.
- Redshirt junior Diamond DeShields garnered first-team accolades, while junior Jaime Nared and redshirt junior Mercedes Russell were selected to the second team. This marked the first time any of the trio had been selected to the coaches squad.
- When the WBCA announced its 2017 All-America Team, DeShields and Russell were awarded honorable mention honors.
- The AP named DeShields and Russell to its All-SEC Second Team.
- Senior Jordan Reynolds represented the Lady Vols on the SEC's Community Service Team.
- Nared was named SEC Co-Player of the Week on January 31 after posting a then career-high 27 points to go with five rebounds, three assists and three steals as the Lady Vols upset #4 South Carolina in Columbia.
- Russell earned SEC Player of the Week honors on Jan. 3 after averaging a double-double of 21.0 points and 10.0 rebounds to help UT stretch its winning streak to five games.

SIX MAKE SEC ACADEMIC HONOR ROLL

- UT had six on the SEC Academic Honor Roll.
- The group included returnees Diamond DeShields, Kortney Dunbar, Jordan Reynolds and Mercedes Russell, as well as newcomers redshirt senior Schaquilla Nunn and freshman Kamera Harris.

RUSSELL SETS DOUBLE-DOUBLE MARK

- Russell was the SEC leader in double-doubles last season with 19, a total that ranked as the most ever by a Lady Vol junior, surpassing Isabelle Harrison. She was two short of tying Candace Parker for the most in a single season at Tennessee.
- She was Tennessee's second-leading scorer at 16.1 per game and leading rebounder at 9.7 per contest, which was tied for the fourth highest single-season average in Lady Vol history with Glory Johnson. Her numbers are the best by a true center at UT since Daedra Charles (17.3/9.2) in 1990-91.
- Jaime Nared recorded four consecutive double-doubles against Penn State (18 pts, 11 rebs), Virginia Tech (11 pts, 10 rebs), Tennessee State (16 pts, 10 rebs) and #4 Baylor (19 pts, 11 rebs). That is tied for the sixth longest streak of consecutive double-doubles in school history.

WARLICK REACHES 1,000-WIN MARK

- Holly Warlick picked up the 1,000th cumulative win of her 36-year coaching career with a huge victory over #10/10 Stanford on Dec. 18.
- She improved her overall coaching record to 1,000-214 with that victory, including her stints as an assistant, associate head coach and head coach.
- She now stands is 959-168 through her 32nd

season at UT and was 55-54 combined in stops at Nebraska and Virginia Tech for a total of 1,014-222.

- Warlick is 128-46 as a head coach and 886-176 all-time as an assistant.
- Warlick is 60-20 in SEC play, 8-4 during the SEC Tournament and 60-22 vs. non-conference foes.
- Her NCAA Tournament record is 12-5.

20 WINS IN 41 STRAIGHT SEASONS

- UT finished with 20 wins in 2016-17, which is the 41st consecutive season the Lady Vols have reached the 20-victory plateau.
- Tennessee used six different starting lineup combinations in 2016-17. The group that won the most games was Diamond DeShields, Meme Jackson, Jaime Nared, Jordan Reynolds and Mercedes Russell, going 9-6 together. Three of the five return to Rocky Top for the 2017-18 season, including Jackson, Nared and Russell.

LADY VOLS LEAVE SEAT OPEN FOR PAT

- With legendary Tennessee head coach emeritus Pat Summitt passing away during the offseason on June 28, Holly Warlick decided to honor her former coach, mentor, co-worker and friend by leaving a vacant seat on the Tennessee bench during home games in 2016-17.
- The orange chair stood out amidst the line of white chairs and included Summitt's name written on athletic tape. That practice began under Summitt's watch, when student managers used that method to help identify where each person should sit on the Tennessee bench.
- UT still uses the orange stool Summitt sat on to provide instruction during timeouts.



GENERAL

STAFF

PLAYERS

REVIEW

HISTORY

FACILITIES

NCAA

SEC

RECORDS

MEDIA INFO



REVIEW

■ 2016-17 CUMULATIVE STATISTICS (32 GAMES)

PLAYER	GP-GS	TOTAL			3-PTS			REBOUNDS				PF	FO	A	TO	BLK	STL	PTS	AVG	
		MIN-AVG	FG-FGA	PCT	3FG-FGA	PCT	FT-FTA	PCT	OFF	DEF	TOT									AVG
DESHIELDS	29-28	97/33.5	178-421	.423	27-81	.333	121-153	.791	38	148	186	6.4	77	2	110	103	29	41	504	17.4
RUSSELL	32-32	1108/34.6	199-354	.562	0-0	.000	116-173	.671	77	232	309	9.7	75	1	38	64	45	23	514	16.1
NARED	32-32	1092/34.1	161-381	.423	37-98	.378	141-161	.876	77	143	220	6.9	89	6	53	61	11	37	500	15.6
MIDDLETON	32-13	816/25.5	94-238	.395	42-108	.389	23-30	.767	5	69	74	2.3	44	0	64	59	7	30	253	7.9
REYNOLDS	31-31	1085/35.0	85-245	.347	12-39	.308	36-48	.750	45	115	160	5.2	62	1	138	52	12	38	218	7.0
NUNN	32-5	371/11.6	52-97	.536	0-0	.000	48-75	.640	60	84	144	4.5	28	0	7	35	13	8	152	4.8
JACKSON	32-19	751/23.5	58-168	.345	24-73	.329	9-21	.429	23	34	57	1.8	65	3	51	38	5	16	149	4.7
DUNBAR	24-0	214/8.9	18-62	.290	11-52	.212	1-2	.500	6	45	51	2.1	16	0	7	10	4	4	48	2.0
HARRIS	7-0	42/6.0	3-7	.429	0-0	.000	2-4	.500	5	4	9	1.3	10	1	0	0	1	0	8	1.1
TEAM									53	54	107	3.3	0		7				0	
TOTAL	32		848-1973	.430	153-451	.339	497-667	.745	389	928	1317	41.2	466	14	468	429	127	197	2346	73.3
OPPONENTS	32		820-2118	.387	152-518	.293	316-452	.699	421	801	1222	38.2	598	-	391	413	78	219	2108	65.9

■ 2016-17 SEC STATISTICS (16 GAMES)

Player	GP-GS	TOTAL			3-PTS			REBOUNDS				PF	FO	A	TO	Blk	Stl	Pts	Avg	
		Min-Avg	FG-FGA	Pct	3FG-FGA	Pct	FT-FTA	Pct	Off	Def	Tot									Avg
DESHIELDS	15-14	513/34.2	97-218	.445	14-42	.333	69-86	.802	21	81	102	6.8	40	1	63	59	9	24	277	18.5
RUSSELL	16-16	583/36.4	107-183	.585	0-0	.000	50-73	.685	41	117	158	9.9	43	0	18	29	21	14	264	16.5
NARED	16-16	561/35.1	76-182	.418	22-52	.423	85-98	.867	35	57	92	5.8	44	3	25	22	4	21	259	16.2
MIDDLETON	16-6	399/24.9	47-122	.385	18-57	.316	5-6	.833	0	27	27	1.7	23	0	30	26	5	14	117	7.3
REYNOLDS	16-16	568/35.5	35-111	.315	8-18	.444	25-29	.862	17	51	68	4.3	36	1	67	29	5	12	103	6.4
NUNN	16-1	171/10.7	22-39	.564	0-0	.000	24-34	.706	27	36	63	3.9	10	0	1	12	7	3	68	4.3
JACKSON	16-11	389/24.3	19-70	.271	5-27	.185	4-6	.667	10	16	26	1.6	30	1	27	17	1	6	47	2.9
DUNBAR	11-0	63/5.7	3-16	.188	2-15	.133	0-0	.000	1	14	15	1.4	5	0	0	4	0	0	8	0.7
HARRIS	1-0	3/3.0	0-0	.000	0-0	.000	0-0	.000	0	2	2	2.0	1	0	0	0	0	0	0	0.0
TEAM									23	32	55	3.4	0		6				0	
TOTAL	16		406-941	.431	69-211	.327	262-332	.789	175	433	608	38.0	232	6	231	204	52	94	1143	71.4
OPPONENTS	16		416-1027	.405	61-216	.282	172-236	.729	204	387	591	36.9	305	-	201	194	33	112	1065	66.6

■ 2016-17 NCAA STATISTICS (2 GAMES)

Player	GP-GS	TOTAL			3-PTS			REBOUNDS				PF	FO	A	TO	Blk	Stl	Pts	Avg	
		Min-Avg	FG-FGA	Pct	3FG-FGA	Pct	FT-FTA	Pct	Off	Def	Tot									Avg
DESHIELDS	2-2	67/33.5	11-26	.423	0-4	.000	17-22	.773	3	5	8	4.0	6	0	6	2	3	39	19.5	
NARED	2-2	63/31.5	11-26	.423	3-7	.429	11-13	.846	5	13	18	9.0	7	0	0	6	0	1	36	18.0
RUSSELL	2-2	73/36.5	8-17	.471	0-0	.000	9-14	.643	3	20	23	11.5	4	0	4	4	3	1	25	12.5
NUNN	2-0	28/14.0	6-12	.500	0-0	.000	2-5	.400	8	8	16	8.0	2	0	0	4	0	0	14	7.0
MIDDLETON	2-2	52/26.0	2-9	.222	1-4	.250	1-2	.500	0	5	5	2.5	2	0	3	1	0	1	6	3.0
REYNOLDS	2-2	78/39.0	2-12	.167	0-2	.000	1-2	.500	3	9	12	6.0	3	0	7	2	1	3	5	2.5
JACKSON	2-0	36/18.0	2-10	.200	1-6	.167	0-2	.000	0	3	3	1.5	6	0	0	3	2	1	5	2.5
DUNBAR	2-0	3/1.5	0-0	.000	0-0	.000	0-0	.000	0	0	0	0.0	0	0	0	0	0	0	0	0.0
TEAM									0	1	1	0.5	0		0				0	
TOTAL	2		42-112	.375	5-23	.217	41-60	.683	22	64	86	43.0	30	0	20	22	8	10	130	65.0
OPPONENTS	2		50-131	.382	11-36	.306	21-30	.700	20	60	80	40.0	43	-	27	19	3	9	132	66.0

2016-17 GAME-BY-GAME RESULTS

RECORD:	OVERALL	HOME	AWAY	NEUTRAL
ALL GAMES	20-12	13-3	6-8	1-1
CONFERENCE	10-6	6-2	4-4	0-0
NON-CONFERENCE	10-6	7-1	4-4	1-1
NCAA	1-1	0-0	0-1	1-0

DATE	TIME	OPPONENT	W/L	SCORE	ATTEND	HIGH POINTS	HIGH REBOUNDS
11/11/16	7:00 p.m.	at JMU	W	81-69	3471	(19)Nared, Jaime	(11)Russell, Mercedes
11/13/16	2:00 p.m.	NAVY	W	85-55	8212	(21)Middleton, Alexa	(10)Russell, Mercedes
11/15/16	7:00p.m.	at ETSU	W	83-58	6072	(28)DeShields, Diamond	(10)DeShields, Diamond
11/20/16	5:00 p.m.	at Penn State	L	56-70	3754	(19)Russell, Mercedes	(11)Russell, Mercedes (11)Nared, Jaime
11/27/16	2:00 p.m.	at Virginia Tech	L	63-67	3159	(17)Russell, Mercedes	(14)Russell, Mercedes
11/30/16	7:00 p.m.	TENN. STATE	W	86-36	7845	(16)Nared, Jaime (16)Russell, Mercedes	(15)Nunn, Schaquilla
12/04/16	2:00 p.m.	BAYLOR	L	66-88	9244	(22)Russell, Mercedes	(12)Russell, Mercedes
12/11/16	3:30 p.m. CT	at Texas	L	67-72	4386	(22)Nared, Jaime	(7)Reynolds, Jordan
12/14/16	7:00 p.m.	APPALACHIAN ST.	W	92-66	7826	(20)Middleton, Alexa	(10)Nared, Jaime
12/18/16	3:00 p.m.	STANFORD	W	59-51	9137	(15)DeShields, Diamond	(13)Russell, Mercedes
12/21/16	7:00 p.m.	TROY	W	110-84	7827	(29)Middleton, Alexa	(14)Nared, Jaime
12/29/16	7:00 p.m.	UNCW	W	90-54	9109	(21)Nared, Jaime	(14)Reynolds, Jordan
01/01/17	4:00 p.m.	*KENTUCKY	W	72-65	9709	(22)Russell, Mercedes	(9)Russell, Mercedes
01/05/17	8:00 p.m. CT	*at Vanderbilt	W	70-57	3509	(16)DeShields, Diamond	(13)Russell, Mercedes
01/08/17	2:00 p.m.	*MISSISSIPPI ST.	L	64-74	8553	(25)DeShields, Diamond	(14)Russell, Mercedes
01/12/17	6:00 p.m. CT	*at Ole Miss	L	62-67	1503	(23)Nared, Jaime	(12)DeShields, Diamond
01/16/17	7:00 p.m.	NOTRE DAME	W	71-69	10517	(20)DeShields, Diamond	(7)Reynolds, Jordan
01/19/17	6:00 p.m. CT	*at Auburn	L	61-79	2290	(26)Russell, Mercedes	(11)Russell, Mercedes
01/22/17	5:00 p.m.	*VANDERBILT	W	91-63	10106	(23)DeShields, Diamond	(9)Russell, Mercedes
01/26/17	7:00 p.m.	*at Florida	W	84-75	2059	(27)DeShields, Diamond	(9)Reynolds, Jordan
01/30/17	6:00 p.m.	*at South Carolina	W	76-74	13690	(27)Nared, Jaime	(10)Russell, Mercedes
02/02/17	7:00 p.m.	*LSU	W	77-58	10209	(26)Nared, Jaime	(11)DeShields, Diamond
02/05/17	4:00 p.m.	*at Georgia	Lo2	78-81	3885	(34)DeShields, Diamond	(17)Russell, Mercedes
02/09/17	7:00 p.m.	*MISSOURI	W	77-66	8041	(22)DeShields, Diamond	(6)Russell, Mercedes (6)DeShields, Diamond
02/12/17	2:00 p.m.	*TEXAS A&M	L	59-61	10032	(17)Russell, Mercedes	(11)Russell, Mercedes
02/16/17	7:00 p.m. CT	*at Alabama	L	57-65	2221	(17)Russell, Mercedes	(15)Nunn, Schaquilla
02/19/17	3:00 p.m.	*ARKANSAS	W	59-46	10613	(19)Nared, Jaime	(10)Russell, Mercedes
02/23/17	7:00 p.m.	*FLORIDA	W	74-70	9968	(17)Russell, Mercedes	(10)DeShields, Diamond (10)Russell, Mercedes
02/26/17	4:00 p.m. CT	*at Mississippi St.	W	82-64	10500	(30)Nared, Jaime	(10)Russell, Mercedes
03/02/17	2:30 p.m.	#vs Alabama	L	64-72	3746	(16)Russell, Mercedes	(12)Russell, Mercedes
3/18/17	4:00 p.m.	\$vs Dayton	W	66-57	5441	(24)DeShields, Diamond	(15)NUNN, Schaquilla
03/20/17	6:45 p.m.	\$at Louisville	L	64-75	5698	(28)Nared, Jaime	(13)Russell, Mercedes

* - Conference game
- SEC Tournament
\$ - NCAA Tournament

ATTENDANCE SUMMARY	GAMES	TOTALS	AVG/GAME
HOME	16	146948	9184
AWAY	14	66197	4728
NEUTRAL	2	9187	4594
TOTAL	32	222332	6948

GENERAL

STAFF

PLAYERS

REVIEW

HISTORY

FACILITIES

NCAA

SEC

RECORDS

MEDIA INFO



BREAKING IT DOWN

2016-17 Lineup Combinations

Gms.	Rec.	Line-up (F-F-C-G-G)
1-2, 4	2-1	Nunn, Nared, Russell, DeShields, Reynolds (1)
3,5,24-26,29-32	4-4	Nared, Russell, Middleton, DeShields, Reynolds (2)
6	1-0	Nunn, Nared, Russell, DeShields, Jackson (3)
7-10,13-23	9-6	Nared, Russell, DeShields, Jackson, Reynolds (4)
11-12, 27	3-0	Nared, Russell, Middleton, Jackson, Reynolds (5)
28	1-0	Nunn, Nared, Russell, Reynolds, Middleton (6)

Wins (20): TSU (+50), UNCW (+36), Navy (+30), VU2 (+28), ASU/TU (+26), ETSU (+25), LSU (+19), MSU2 (+19), VU1/ ARK (+13), JMU (+12), MU (+10), UD (+9), UF (+8), STAN (+8), UK1 (+7), UF2 (+4), ND, SC (+2)

Losses (12): BU (-22), AU (-18), PSU (-14), UL (-11), MSU1 (-10), UD (+9), ALA1&2 (-8), TX/OM (-5), VT (-4), UGA (-3), A&M (-2)

Offensive Opportunities

Tennessee shooting from the field (all games):

20%FG: None
30%FG: MSU1 (.309), BU (.313), PSU (.315), UL (.333), OM (.348), VU1 (.355), ALA2 (.358), ALA1 (.367), ARK (.368), VT (.371), A&M (.381), STAN (.386), UF2 (.391)
40%FG: JMU (.411), TX (.418), UGA/UD (.423), TSU (.430), UK1/ND (.450), AU (.460), UF (.472), ASU (.486), SC (.492)
50%FG: TU (.513), Navy (.517), MU (.520), LSU (.529), VU2 (.537), MSU2 (.547), ETSU (.561), UNCW (.581)
60%FG: None

Dee -- Fense

Opponents shooting from the field (all games):

10%FG: None
20%FG: TSU (.200)
30%FG: UNCW (.304), ETSU (.311), UD (.323), ARK (.333), TU (.343), VU1 (.345), LSU (.348), ALA1 (.352), STAN (.355), VT (.361), Navy (.364), MSU2 (.367), MSU1 (.371), A&M (.375), ASU (.381), BU (.394), UK1 (.397)
40%FG: OM (.400), JMU, VU2 (.403), PSU (.410), UF2 (.417), ALA2 (.424), UL (.439), UF (.449), TX (.452), SC/UGA (.459), ND (.483), MU (.491)
50%FG: AU (.508)

Leading at the Break (19): TSU (+30), VU2 (+27), ETSU (+19), MSU2 (+16), UF (+14), ASU (+11), VU1 (+10), Navy/UNCW (+8), JMU/UK1/LSU/ALA2 (+7), A&M (+6), TU/OM (+5), VT, SC, UF2 (+3)

Tied at the Break (2): STAN, UD

Trailing at the Break (11): BU (-20), PSU, ND (-13), MSU (-7), TX/ MU (-5), ALA1/UL (-4), UGA (-3), AU (-2), ARK (-1)

2016-17 LADY VOL WEEK-BY-WEEK RANKINGS

WEEK	GAMES PLAYED	RECORD	AP/USA TODAY
Pre	W at JMU, W vs. Navy	2-0	13/14
Nov. 14-20	W at ETSU, L at Penn State	1-1	13/13
Nov. 21-27	L at Virginia Tech	0-1	17/16
Nov. 28-Dec. 4	W vs. Tennessee State, L vs. #4/4 Baylor	1-1	22/25
Dec. 5-11	L at #17/17 Texas	0-1	RV/RV
Dec. 12-18	W vs. Appalachian State, W vs. #10/10 Stanford	2-0	NR/RV
Dec. 19-25	W vs. Troy	1-0	RV/RV
Dec. 26-Jan. 1	W vs. UNCW, W vs. #17/23 Kentucky	2-0	RV/RV
Jan. 2-8	W at Vanderbilt, L vs. #4/4 Mississippi State	1-1	RV/RV
Jan. 9-15	L at Ole Miss	0-1	RV/RV
Jan. 16-22	W vs. #6/6 Notre Dame, L at Auburn, W vs. Vanderbilt	2-1	NR/RV
Jan. 23-29	W at Florida	1-0	RV/RV
Jan. 30-Feb. 5	W at #4/4 South Carolina, W vs. LSU, L at Georgia	2-1	RV/25
Feb 6-12	W vs. Missouri, L vs. #RV/RV Texas A&M	1-1	24/25
Feb. 13-19	L at Alabama, W vs. Arkansas	1-1	RV/RV
Feb. 20-26	W vs. Florida, W at #3/2 Mississippi State	2-0	RV/RV
Feb. 27- Mar. 5	L vs. Alabama	0-1	RV/RV
Mar. 6-12	--	0-0	RV/RV
Mar. 13-19	W vs. Dayton, L at #14/13 Louisville	1-1	RV/RV
Mar. 20-26	--	--	RV/RV
Final	--	--	RV/RV

GAME 3

#13/14 UT at ETSU // Nov. 15, 2016

Tennessee (3-0)	FG	3PT	FT	REBS	PF	TP	A	To	Bl	St	Min
21 Russell, Mercedes	c	6-10	0-0	3-6	1-2-3	4	15	1	4	0	1 22
00 Reynolds, Jordan	g	5-6	0-1	0-0	4-3-7	3	10	3	1	0	4 32
11 DeShields, Diamond	g	11-16	3-6	3-3	1-9-10	2	28	6	3	1	0 31
31 Nared, Jaime	g	1-4	0-1	2-2	1-3-4	1	4	2	2	0	1 31
33 Middleton, Alexa	g	2-6	1-3	2-2	1-4-5	3	7	2	0	0	0 28
04 Nunn, Schaquilla	g	3-6	0-0	2-2	2-3-5	0	8	2	2	1	0 14
05 Harris, Kamera	g	0-0	0-0	1-2	1-1-2	0	1	0	0	0	0 3
10 Jackson, Meme	g	3-6	1-3	0-0	0-0-0	1	7	1	1	0	0 24
13 Dunbar, Kortney	g	1-3	1-3	0-0	1-1-2	2	3	1	3	1	0 15
TEAM					0-2-2						
Totals.....		32-57	6-17	13-17	12-28-40	16	83	16	16	3	6 200

TOTAL FG%	1st Half: 18-31 58.1%	2nd Half: 14-26 53.8%	Game: 56.1%
3-Pt. FG%	1st Half: 5-11 45.5%	2nd Half: 1-6 16.7%	Game: 35.3%
F Throw %	1st Half: 5-5 100%	2nd Half: 8-12 66.7%	Game: 76.5%

ETSU (1-1)	FG	3PT	FT	REBS	PF	TP	A	To	Bl	St	Min
05 Raven Dean	f	0-5	0-1	1-2	2-4-6	2	1	1	1	0	0 21
22 Malloreae Schurr	f	3-4	0-0	0-0	1-1-2	3	6	0	1	0	1 14
45 Yamile Rodriguez	f	1-5	0-0	0-0	3-1-4	4	2	0	2	2	1 17
02 Shamauria Bridges	g	1-10	1-7	3-3	0-2-2	0	6	0	1	0	0 29
15 Tianna Tarter	g	5-16	1-6	1-2	1-3-4	3	12	6	2	0	1 37
03 Adriane Vaughan	g	0-0	0-0	0-0	0-0-0	0	0	0	0	0	0 2
04 Carley Lytton	g	2-6	2-5	0-0	0-0-0	0	6	0	2	0	0 18
10 Jada Craig	g	0-0	0-0	0-0	0-0-0	0	0	0	1	0	1 3
11 Micah Norris	g	4-6	3-5	2-2	3-1-4	0	13	1	1	0	0 24
13 Kayla Marosites	g	1-2	1-2	3-4	2-0-2	1	6	0	0	0	0 10
14 Kelci Marosites	g	0-1	0-0	0-0	0-1-1	0	0	0	0	0	0 2
24 Anajae Stepney	g	2-6	0-0	2-2	1-3-4	3	6	0	1	0	0 19
30 Sadasia Tipps	g	0-0	0-0	0-0	1-0-1	0	0	0	1	1	0 2
44 Morgan Martin	g	0-0	0-0	0-0	0-0-0	1	0	0	0	0	0 2
TEAM											
Totals.....		19-61	8-26	12-15	14-16-30	17	58	8	14	3	4 200

TOTAL FG%	1st Half: 9-32 28.1%	2nd Half: 10-29 34.5%	Game: 31.1%
3-Pt. FG%	1st Half: 3-12 25.0%	2nd Half: 5-14 35.7%	Game: 30.8%
F Throw %	1st Half: 6-7 85.7%	2nd Half: 6-8 75.0%	Game: 80.0%

Officials: Ed Sidlasky, Pualani Spurlock, Nic Cappel
 Technical fouls: Tennessee-None. ETSU-None.
 Attendance: 6072

Score by Periods	1st	2nd	3rd	4th	Total
Tennessee	28	18	20	17	83
ETSU	16	11	15	16	58

Points in the paint-UT 50,ETSU 22. Points off turnovers-UT 22,ETSU 9.
 2nd chance points-UT 8,ETSU 10. Fast break points-UT 23,ETSU 2.
 Bench points-UT 19,ETSU 31. Score tied-2 times. Lead changed-2 times.
 Last FG-UT 4th-02:20, ETSU 4th-01:34.
 Largest lead-UT by 28 3rd-03:21, ETSU by 4 1st-05:30.
 UT led for 34:36. ETSU led for 04:27. Game was tied for 00:55.

First time UT has played ETSU in Johnson City since 1981
 New all-time attendance record for ETSU women's basketball

JOHNSON CITY, Tenn. -- Redshirt junior Diamond DeShields dropped 28 points in No. 13/13 Tennessee's 83-58 win on the road against ETSU at the ETSU/MHSA Athletic Center.

Playing in front of the most fans to ever watch an ETSU women's basketball game at home (6,072), the Lady Vols' offensive dominance was on display again, as UT scored 80-plus points for the third-consecutive game.

Led by DeShields' 28 points, 10 rebounds and six assists, Tennessee (3-0) extended its winning-streak over the Buccaneers (1-1) to 18 games. The Lady Vols currently hold a 20-2-1 advantage in the series.

Senior Jordan Reynolds put together an all-around performance, totaling 10 points, seven rebounds, four steals and three assists on the night.

Tennessee's presence was felt down low in the paint, where the team scored 50 points. Redshirt junior Mercedes Russell finished with 15 points on 6-of-10 shooting and three rebounds.

Micah Norris and Tianna Tarter led the Bucs. Norris finished with 13 points and four rebounds, while Tarter accounted for 12 points, six assists and four rebounds.

ETSU jumped out to an early 14-10 lead halfway through first quarter, but three-consecutive 3-pointers by DeShields, who had 11 points in the period, fueled an 18-2 run to end the stanza.

The Lady Vols continued to find success on both ends of the floor in the second quarter, ending with a 12-3 run against the Buccaneers to take a 46-27 lead into halftime. DeShields dominated the half, going 8-of-12 from the field for 20 points to go along with six rebounds and four assists.

Tennessee built upon its lead in the third quarter, taking a 24-point advantage into the final period. Russell chipped in five points and two rebounds in the quarter.

UT's lead was insurmountable for the Buccaneers in the final period, as Tennessee cruised to its third win of the season, beating ETSU, 83-58, on the road.

GAME 4

#13/13 UT at Penn State // Nov. 20, 2016

Tennessee (3-1)	FG	3PT	FT	REBS	PF	TP	A	To	Bl	St	Min
04 Nunn, Schaquilla	f	0-3	0-0	0-0	1-2-3	0	0	0	0	1	0 7
21 Russell, Mercedes	f	7-15	0-0	5-6	3-8-11	3	19	1	1	1	1 37
31 Nared, Jaime	f	8-17	0-4	2-2	5-6-11	0	18	2	1	0	1 40
00 Reynolds, Jordan	g	1-6	0-3	1-2	4-2-6	0	3	1	1	0	2 35
11 DeShields, Diamond	g	4-15	0-2	0-0	2-2-4	4	8	5	4	1	2 26
10 Jackson, Meme	g	1-8	1-4	0-0	0-3-3	4	3	3	2	0	0 30
13 Dunbar, Kortney	g	2-6	1-4	0-0	1-2-3	0	5	1	0	0	0 11
33 Middleton, Alexa	g	0-3	0-2	0-0	0-1-1	2	0	0	0	0	0 14
TEAM					3-0-3						
Totals.....		23-73	2-19	8-10	19-26-45	13	56	13	12	2	6 200

TOTAL FG%	1st Half: 9-36 25.0%	2nd Half: 14-37 37.8%	Game: 31.5%
3-Pt. FG%	1st Half: 1-11 9.1%	2nd Half: 1-8 12.5%	Game: 10.5%
F Throw %	1st Half: 1-2 50.0%	2nd Half: 7-8 87.5%	Game: 80.0%

Penn State (3-1)	FG	3PT	FT	REBS	PF	TP	A	To	Bl	St	Min
15 Kaliyah Mitchell	f	4-8	2-2	2-2	3-8-11	2	12	1	2	3	1 35
24 Ashanti Thomas	c	0-0	0-0	0-0	0-0-0	4	0	0	0	1	0 11
02 Amari Carter	g	4-11	3-7	0-0	0-2-2	2	11	2	1	0	0 27
11 Teniya Page	g	10-21	3-6	6-7	2-2-4	2	29	1	2	0	1 35
12 Lindsey Spann	g	2-6	1-3	0-0	0-1-1	0	5	2	0	0	0 31
04 Siyeh Frazier	g	0-0	0-0	0-0	0-0-0	0	0	0	0	1	0 2
05 Sierra Moore	g	4-10	0-0	2-2	1-5-6	0	10	4	1	0	0 25
23 Jaylen Williams	g	0-1	0-0	1-2	1-3-4	3	1	0	2	1	1 9
25 Peyton Whitted	g	1-4	0-0	0-0	2-6-8	2	2	0	2	1	1 23
31 J. Travascio-Green	g	0-0	0-0	0-0	0-1-1	0	0	0	0	0	0 2
TEAM					1-2-3						
Totals.....		25-61	9-18	11-13	10-30-40	15	70	10	12	5	4 200

TOTAL FG%	1st Half: 12-28 42.9%	2nd Half: 13-33 39.4%	Game: 41.0%
3-Pt. FG%	1st Half: 5-10 50.0%	2nd Half: 4-8 50.0%	Game: 50.0%
F Throw %	1st Half: 4-5 80.0%	2nd Half: 7-8 87.5%	Game: 84.6%

Officials: Beverly Roberts, Jesse Dickerson, Brian Garland
 Technical fouls: Tennessee-None. Penn State-None.
 Attendance: 3754

Score by Periods	1st	2nd	3rd	4th	Total
Tennessee	14	6	20	16	56
Penn State	15	18	11	26	70

Points in the paint-UT 28,PSU 24. Points off turnovers-UT 7,PSU 12.
 2nd chance points-UT 19,PSU 13. Fast break points-UT 4,PSU 16.
 Bench points-UT 8,PSU 13. Score tied-0 times. Lead changed-7 times.
 Last FG-UT 4th-00:35, PSU 4th-00:16.
 Largest lead-UT by 2 1st-09:13, PSU by 15 2nd-01:10.
 UT led for 02:30. PSU led for 36:43. Game was tied for 00:47.

UNIVERSITY PARK, Pa. -- Redshirt junior Mercedes Russell and junior Jaime Nared both recorded double-doubles in No. 13/13 Tennessee's 70-56 loss on the road against Penn State at the Bryce Jordan Center.

Russell finished with 19 points and 11 rebounds for the game. Nared accounted for 18 points and tied her career high in rebounds with 11 as the Lady Vols fell to 3-1 on the season.

Tenya Page led the Lady Lions (3-1) with 29 points on 10-of-21 shooting. She also had four rebounds, an assist and a steal.

Penn State jumped out to an early 15-6 lead midway through first quarter, but an 8-0 run put the Lady Vols in the lead. In the final minute, PSU scored to take a 15-14 advantage for the first period. Junior Kortney Dunbar had five points to lead UT in scoring for the quarter.

The Lady Lions controlled the second stanza, going on a 16-0 run to take a 33-20 lead into halftime. Tennessee's offense struggled in the first half, connecting on just 1-of-11 from behind the three-point line. Nared had four points, six rebounds, an assist and a steal in the half.

Nared caught fire during the third period, scoring 12 points on 5-of-6 shooting to go along with four rebounds. The Lady Vols used an 11-2 run to pull within two points before going into the fourth quarter down, 44-40.

Tennessee's momentum ran out in the final stanza, as Penn State outscored the Lady Vols, 26-16, to hand UT its first loss of the season.

GAME 17

#RV/RV UT vs. #6/6 Notre Dame // Jan. 16, 2017

Notre Dame (16-3)		FG	SPT	FT	REBS	PF	TP	A	TO	Bl	St	Min
11 Turner, Brianna	f	5-12	0-0	0-0	4-3-7	4	10	0	2	3	1	29
33 Westfeld, Kathryn	f	2-6	0-0	0-0	0-2-2	4	4	3	0	0	1	31
03 Mabrey, Marina	g	7-13	3-5	0-0	0-4-4	1	17	1	0	1	0	30
15 Allen, Lindsay	g	3-7	0-1	3-4	1-5-6	1	9	10	3	0	2	40
24 Ogunbowale, Arike	g	6-14	1-1	1-1	0-2-2	1	14	0	3	0	1	29
05 Young, Jackie	g	4-4	0-0	2-4	3-2-5	2	10	2	0	0	0	23
14 Johnson, Michal	g	0-0	0-0	0-0	0-0-0	1	0	0	0	0	0	2
21 Nelson, Kristina	g	1-2	0-0	0-0	0-2-2	3	2	1	2	0	0	13
22 Boley, Erin	g	1-2	1-1	0-0	0-0-0	0	3	0	0	0	0	3
TEAM					1-3-4							
Totals.....		29-60	5-8	6-9	9-23-32	17	69	15	12	4	5	200

TOTAL FG%	1st Half: 19-33 57.6%	2nd Half: 10-27 37.0%	Game: 48.3%
3-Pt. FG%	1st Half: 4-4 100%	2nd Half: 1-4 25.0%	Game: 62.5%
F Throw %	1st Half: 2-4 50.0%	2nd Half: 4-5 80.0%	Game: 66.7%

Tennessee (11-6)		FG	SPT	FT	REBS	PF	TP	A	TO	Bl	St	Min
31 Nared, Jaime	f	4-12	0-2	4-4	3-2-5	4	12	2	2	0	1	38
21 Russell, Mercedes	c	4-8	0-0	5-6	0-4-4	1	13	1	0	2	1	37
0 Reynolds, Jordan	g	6-10	0-1	0-2	0-7-7	3	12	4	1	0	1	40
10 Jackson, Meme	g	2-5	2-3	0-2	0-0-0	3	6	3	1	0	1	19
11 DeShields, Diamond	g	7-17	1-5	5-6	2-4-6	2	20	4	1	3	0	36
04 Nunn, Schaquilla	g	4-5	0-0	0-2	3-1-4	1	8	0	1	0	1	12
13 Dunbar, Kortney	g	0-0	0-0	0-0	0-1-1	0	0	0	0	0	0	7
33 Middleton, Alexa	g	0-3	0-1	0-0	0-1-1	1	0	1	3	0	0	11
TEAM					6-3-9							
Totals.....		27-60	3-12	14-22	14-23-37	15	71	15	9	5	5	200

TOTAL FG%	1st Half: 14-30 46.7%	2nd Half: 13-30 43.3%	Game: 45.0%
3-Pt. FG%	1st Half: 1-7 14.3%	2nd Half: 2-5 40.0%	Game: 25.0%
F Throw %	1st Half: 2-6 33.3%	2nd Half: 12-16 75.0%	Game: 63.6%

Officials: Tina Napier, Mark Zentz, Felicia Grinter
 Technical fouls: Notre Dame-None. Tennessee-None.
 Attendance: 10517

Score by Periods	1st	2nd	3rd	4th	Total
Notre Dame	25	19	18	7	69
Tennessee	18	13	21	19	71

Points in the paint-ND 36,UT 32. Points off turnovers-ND 7,UT 11.
 2nd chance points-ND 10,UT 14. Fast break points-ND 10,UT 4.
 Bench points-ND 15,UT 8. Score tied 4-times. Lead changed 2-times.
 Last FG-ND 4th-01:03, UT 4th-00:11.
 Largest lead-ND by 15 2nd-02:16, UT by 9 1st-07:03.
 ND led for 31:39. UT led for 05:53. Game was tied for 02:20.

KNOXVILLE, Tenn. -- Jaime Nared drained the winning jumper with 10.3 seconds remaining. Diamond DeShields scored 20 points and Tennessee clawed its way back to seize a 71-69 upset win over No. 6/6 Notre Dame at Thompson-Boling Arena.

After trailing for most of the game, the Lady Vols (11-6) flipped the script on Notre Dame (16-3) in an exciting fourth quarter. The win was Tennessee's first against Notre Dame since March 30, 2008, ending a six-game losing streak to the Fighting Irish.

DeShields' high-energy play at both ends of the floor to start the fourth cut a nine-point deficit (62-53) to two, 62-60. DeShields had eight points, five rebounds, a block and an assist in the fourth quarter to spark the comeback, while Notre Dame shot just 3-for-14.

With under five minutes remaining, Schaquilla Nunn made back-to-back layups off offensive rebounds and UT trailed just 65-64. Mercedes Russell made two clutch free throws with 2:32 to go to keep it a one-score game and Meme Jackson buried a corner 3-pointer with 1:22 left to put the Lady Vols up 69-67.

Notre Dame's Lindsay Allen quickly answered with a jumper to tie the game at 69-69. On UT's next possession, Nared connected from 15 feet to put Tennessee up 71-69.

DeShields was 7-of-17 from the floor and had six boards and four assists to go with her game-high 20 points. Russell had 13 points and four rebounds. Jordan Reynolds had 12 points on an efficient 6-of-10 shooting night to go with seven rebounds and four assists. Nared added 12 points, five boards and two assists.

Marina Mabrey led Notre Dame with 17 points and her 3-point shooting (3-for-5) and mid-range shooting kept the Fighting Irish in control for most of the contest.

Tennessee enjoyed a strong start, making five of its first six shots in the first three minutes of the game to build an 11-2 lead. The Fighting Irish responded by attacking the paint (12 points inside during the first quarter) and Mabrey knocked down a pair of 3-pointers from the left wing to put Notre Dame up 25-18 heading into the second quarter.

Erin Boley hit a 3-pointer at the buzzer to extend the Fighting Irish's lead to 44-31 at halftime. Notre Dame shot 57.6 percent from the floor in the first half. Russell led the Lady Vols with nine points before halftime.

UT went on a 13-5 run over the first five minutes of the third quarter and a jumper by Reynolds cut Notre Dame's lead to five at 49-44. The Fighting Irish answered with a 16-5 run to push its lead to 62-52 entering the fourth quarter.

After DeShields sparked the Tennessee comeback in the fourth quarter and Nared made the go-ahead bucket, the Lady Vols had fouls to spare and fouled three times in the final 10 seconds to disrupt Notre Dame's final possession. The Fighting Irish had to score off an inbound play with four seconds left to extend the game or go for the win. Russell deflected a 3-point attempt by Allen as the clock hit 0:00.

GAME 18

#NR/RV UT at Auburn // Jan. 19, 2017

Tennessee (11-7, 2-3)		FG	SPT	FT	REBS	PF	TP	A	TO	Bl	St	Min
10 Jackson, Meme	f	0-1	0-1	0-0	0-0-0	5	0	1	1	0	0	23
31 Nared, Jaime	f	4-9	1-4	3-4	1-1-2	1	12	3	1	0	2	39
21 Russell, Mercedes	c	11-14	0-0	4-5	5-6-11	4	26	0	2	2	1	38
00 Reynolds, Jordan	g	1-5	0-1	0-0	0-2-1	1	2	2	5	0	1	26
11 DeShields, Diamond	g	6-11	3-6	2-2	1-8-9	4	17	8	9	0	4	40
04 Nunn, Schaquilla	g	1-1	0-0	2-2	2-1-3	0	4	0	1	1	0	11
13 Dunbar, Kortney	g	0-2	0-2	0-0	0-0-0	1	0	0	0	0	0	5
33 Middleton, Alexa	g	0-7	0-4	0-0	0-2-2	0	0	1	3	0	1	18
TEAM					2-0-2							
Totals.....		23-50	4-18	11-13	11-20-31	16	61	15	22	3	9	200

TOTAL FG%	1st Half: 12-22 54.5%	2nd Half: 11-28 39.3%	Game: 46.0%
3-Pt. FG%	1st Half: 3-9 33.3%	2nd Half: 1-9 11.1%	Game: 22.2%
F Throw %	1st Half: 9-11 81.8%	2nd Half: 2-2 100%	Game: 84.6%

Auburn (14-5, 4-1)		FG	SPT	FT	REBS	PF	TP	A	TO	Bl	St	Min
15 Jones,Jazmine	f	2-3	0-0	1-2	0-2-2	3	5	1	2	0	0	26
23 Jones,Jessica	f	2-2	0-0	1-2	3-2-5	5	5	0	2	0	4	20
10 Montgomery,Brandy	g	4-9	0-3	0-0	2-2-4	0	8	0	3	0	1	27
13 Frerking,Katie	g	8-14	1-3	5-6	1-6-7	1	22	3	1	0	2	37
33 McKay,Janiah	g	11-21	3-3	4-7	1-0-1	1	29	1	2	0	1	30
00 Alexander,Daisa	g	1-4	0-2	0-0	1-0-1	0	2	0	0	0	0	9
03 Sanders,Erica	g	2-3	0-0	0-0	3-0-3	1	4	5	0	0	4	25
05 Jones,Emari	g	0-1	0-0	0-0	1-0-1	2	0	0	1	0	0	3
14 Lewis,Tiffany	g	2-4	0-1	0-0	0-1-1	0	4	0	0	0	1	14
40 Dieng,Khady	g	0-2	0-0	0-0	0-1-1	2	0	3	2	0	1	9
TEAM					2-2-4							
Totals.....		32-63	4-12	11-17	14-16-30	15	79	13	13	0	14	200

TOTAL FG%	1st Half: 16-31 51.6%	2nd Half: 16-32 50.0%	Game: 50.8%
3-Pt. FG%	1st Half: 3-8 37.5%	2nd Half: 1-4 25.0%	Game: 33.3%
F Throw %	1st Half: 3-5 60.0%	2nd Half: 8-12 66.7%	Game: 64.7%

Officials: Billy Smith, Luis Gonzalez, Greg Small
 Technical fouls: Tennessee-None. Auburn-None.
 Attendance: 2290

Score by Periods	1st	2nd	3rd	4th	Total
Tennessee	25	11	6	19	61
Auburn	10	28	21	79	79

Points in the paint-UT 28,AU 46. Points off turnovers-UT 14,AU 33.
 2nd chance points-UT 15,AU 11. Fast break points-UT 6,AU 20.
 Bench points-UT 4,AU 10. Score tied 2-times. Lead changed 7-times.
 Last FG-UT 4th-00:10, AU 4th-00:01.
 Largest lead-UT by 17 1st-00:24, AU by 23 4th-07:02.
 UT led for 17:38. AU led for 22:11. Game was tied for 00:11.

AUBURN, Ala. -- Mercedes Russell scored a career-high 26 points and logged her 11th double-double of the season as Tennessee fell to Auburn, 79-61, at Auburn Arena.

Tennessee (11-7, 2-3 SEC) committed 22 turnovers in the loss. Auburn (14-5, 4-1 SEC) scored 33 points off turnovers and surged in the second and third quarters to take control of the game.

Russell was 11-of-14 from the floor and collected 11 rebounds. Diamond DeShields was close to pulling off a triple-double, finishing with 17 points, nine rebounds and eight assists. Jaime Nared added 12 points.

Janiah McKay scored a career-high 29 points, including a 3-for-3 effort from 3-point range, to lead Auburn. Katie Frerking added 22 points and seven boards.

Tennessee opened the game with a 14-0 run, holding the Tigers scoreless for the first five minutes of the game. The Lady Vols made five of their first six shots. Russell led the way in the first quarter with 11 points and was a perfect 4-of-4 from the floor as UT took a 25-10 lead to the second. DeShields also had a strong start with eight points and four of UT's eight assists in the opening quarter.

Auburn responded with a 13-0 run to open the second quarter with McKay accounting for eight points during that stretch. Brandy Montgomery made a layup with 5:30 left in the first half to knot the game at 26-26. Frerking made a 3-pointer from the top of the key at the buzzer to give the Tigers a 38-36 lead at the half.

The Lady Vols committed seven turnovers in the second quarter. McKay led all players with 17 points at halftime. Russell had 14 points and DeShields and Nared had 10 each at the break.

The Tigers took control of the game when they scored the first 11 points of the third quarter and held the Lady Vols scoreless for the first five minutes of the second half. Auburn took a 59-42 lead into the fourth after Tennessee tied a season-low for points in a quarter with six in the third.

GENERAL

STAFF

PLAYERS

REVIEW

HISTORY

FACILITIES

NCAA

SEC

RECORDS

MEDIA INFO



GAME 19

#NR/RV UT vs. Vanderbilt // Jan. 22, 2017

Vanderbilt (10-10, 0-7)	FG	3PT	FT	REBS	PF	TP	A	TO	Bl	St	Min	
0 Overbeck, Kayla	f	6-12	0-0	0-0	2-6-8	3	12	1	1	0	1	36
22 Webb, Marques	f	6-12	0-0	1-1	4-3-7	4	13	1	1	0	1	35
23 Spears, Minta	f	0-3	0-0	1-2	0-3-3	2	1	7	1	0	1	27
03 Bell, Rachel	g	3-11	2-6	0-0	0-2-2	2	8	0	2	0	0	18
33 Reed, Christa	g	2-3	1-1	0-0	0-0-0	0	5	1	0	0	1	13
01 Dahlman, Rebekah	g	0-5	0-1	2-2	1-1-2	0	2	1	2	0	1	19
21 Whalen, Erin	g	6-11	1-4	0-0	1-3-4	4	13	3	2	0	1	26
30 Carter, Lealea	g	1-1	0-0	0-0	0-0-0	4	2	0	1	0	0	7
35 Clemons-Green, Kalei	g	1-4	1-2	4-6	0-2-2	2	7	1	5	0	0	15
41 Seawright, Miaya	g	0-0	0-0	0-0	0-0-0	1	0	0	2	0	0	4
TEAM					2-2-4							
Totals.....		25-62	5-14	8-11	10-22-32	22	63	15	17	0	6	200

TOTAL FG%	1st Half: 10-31 32.3%	2nd Half: 15-31 48.4%	Game: 40.3%
3-Pt. FG%	1st Half: 2-7 28.6%	2nd Half: 3-7 42.9%	Game: 35.7%
F Throw %	1st Half: 7-9 77.8%	2nd Half: 1-2 50.0%	Game: 72.7%

Tennessee (12-7, 3-3)	FG	3PT	FT	REBS	PF	TP	A	TO	Bl	St	Min	
31 Nared, Jaime	f	6-11	2-3	3-3	0-2-2	2	17	3	2	0	2	31
21 Russell, Mercedes	c	7-8	0-0	1-1	1-8-9	4	15	0	1	1	0	22
0 Reynolds, Jordan	g	1-6	0-1	0-0	2-3-5	1	2	1	1	1	1	32
10 Jackson, Meme	g	2-6	1-2	0-0	1-1-2	1	5	3	0	0	3	26
11 DeShields, Diamond	g	7-13	0-1	9-12	1-3-4	2	23	3	2	0	1	26
04 Nunn, Schaquilla	g	2-2	0-0	0-0	3-4-7	2	4	0	2	2	2	16
05 Harris, Kamera	g	0-0	0-0	0-0	0-2-2	1	0	0	0	0	0	3
13 Dunbar, Kortney	g	2-3	2-3	0-0	1-3-4	0	6	0	0	0	0	10
33 Middleton, Alexa	g	9-18	1-5	0-0	0-2-2	2	19	7	1	0	1	34
TEAM					0-1-1							
Totals.....		36-67	6-15	13-16	9-29-38	15	91	17	10	4	10	200

TOTAL FG%	1st Half: 20-35 57.1%	2nd Half: 16-32 50.0%	Game: 53.7%
3-Pt. FG%	1st Half: 4-7 57.1%	2nd Half: 2-8 25.0%	Game: 40.0%
F Throw %	1st Half: 12-15 80.0%	2nd Half: 1-1 100%	Game: 81.3%

Officials: Michael McConnell, Metta Roberts, Eric Koch
 Technical fouls: Vanderbilt-None. Tennessee-None.
 Attendance: 10106

Score by Periods	1st	2nd	3rd	4th	Total
Vanderbilt	12	17	22	12	63
Tennessee	30	26	10	25	91

Points in the paint-VANDY 38,UT 48. Points off turnovers-VANDY 10,UT 29.
 2nd chance points-VANDY 15,UT 12. Fast break points-VANDY 11,UT 19.
 Bench points-VANDY 24,UT 29. Score tied 0-times. Lead changed 0-times.
 Last FG-VANDY 4th-00:48, UT 4th-00:25.
 Largest lead-VANDY None, UT by 29 3rd-09:07.
 VANDY led for 00:00. UT led for 39:45. Game was tied for 00:15.

KNOXVILLE, Tenn. -- After a dominating first half by the Lady Vols, an early attempt at a second half comeback by Vanderbilt was not enough, as Tennessee beat Vanderbilt, 91-63, at Thompson-Boling Arena.

Four Lady Vols (12-7, 3-3 SEC) had double-digit scoring outings with Diamond DeShields leading the way with 23 points to go along with four rebounds, three assists and a steal. Alexa Middleton posted 19 points and seven assists, while Jaime Nared and Mercedes Russell had 17 and 15 points, respectively.

Erin Whalen and Marques Webb led the Commodores with 13 points each on the night, but Vanderbilt (10-10, 0-7 SEC) struggled to find its rhythm, shooting 40-percent from the field.

The Lady Vols started the game with a quick 7-0 run, sparked by a DeShields jumper in the opening seconds. Tennessee shot 65 percent from the field in the first quarter. In the waning seconds of the opening quarter, Middleton put back a layup that gave the Lady Vols a 30-12 lead.

The Commodores attempted to chip away at the deficit in the second quarter, but fouls kept them from gaining any momentum, as VU committed 10 fouls in the second quarter. The Lady Vols went into the half with a 56-29 lead after a 12-0 scoring run to close out the half.

Tennessee had two players in double-digit territory by intermission, as DeShields and Middleton notched 13 points each. UT's 56 points were the most in the first half of a game since last season's opener against Central Arkansas, when it scored 63 on Nov. 15.

The Commodores turned things around in the third quarter, outscoring Tennessee 22-10 and shooting 58.8 percent from the field, while Tennessee was only able to make four of its 14 shots.

Tennessee stepped up its defense in the fourth period, only allowing Vanderbilt to make five of its 14 field goal attempts.

GAME 20

#RV/RV UT at Florida // Jan. 26, 2017

Tennessee (13-7, 4-3)	FG	3PT	FT	REBS	PF	TP	A	TO	Bl	St	Min	
10 Jackson, Meme	f	1-3	0-2	0-0	1-1-2	0	2	2	1	0	0	22
31 Nared, Jaime	f	4-13	3-4	5-6	4-3-7	3	16	1	1	0	1	40
21 Russell, Mercedes	c	4-8	0-0	6-8	0-5-5	3	14	1	3	1	1	33
00 Reynolds, Jordan	g	2-7	0-0	7-8	2-7-9	2	11	5	2	0	0	34
11 DeShields, Diamond	g	9-13	1-3	8-11	1-4-5	4	27	3	4	1	3	38
04 Nunn, Schaquilla	g	1-1	0-0	1-2	0-1-1	1	3	0	0	0	0	7
33 Middleton, Alexa	g	4-8	3-5	0-0	0-1-1	1	11	0	2	0	2	26
TEAM												
Totals.....		25-53	7-14	27-35	8-22-30	14	84	12	14	2	8	200

TOTAL FG%	1st Half: 17-30 56.7%	2nd Half: 8-23 34.8%	Game: 47.2%
3-Pt. FG%	1st Half: 6-11 54.5%	2nd Half: 1-3 33.3%	Game: 50.0%
F Throw %	1st Half: 8-13 61.5%	2nd Half: 19-22 86.4%	Game: 77.1%

Florida (10-10, 1-6)	FG	3PT	FT	REBS	PF	TP	A	TO	Bl	St	Min	
01 Williams,Ronni	f	10-18	0-0	11-13	1-2-3	5	31	1	4	0	1	31
44 Lorenzen,Haley	f	8-14	1-3	0-1	6-5-11	4	17	1	0	3	0	29
00 Washington,Delicia	g	2-16	0-1	0-0	4-3-7	4	4	2	3	0	1	27
11 Anderson,Dyandria	g	4-5	0-0	0-0	2-3-5	1	8	5	6	0	3	37
22 Morang,Sydney	g	1-6	0-5	0-1	1-2-3	5	2	1	0	1	0	30
05 Portokal,Elif	g	0-2	0-1	0-0	0-0-0	1	0	2	2	0	0	8
15 Searcy,Sydney	g	0-1	0-0	0-0	0-1-1	2	0	0	0	0	0	9
24 Fleming,Tyshara	g	6-7	0-0	1-2	5-5-10	2	13	1	1	1	1	29
TEAM					2-0-2							
Totals.....		31-69	1-10	12-17	21-21-42	24	75	13	17	5	6	200

TOTAL FG%	1st Half: 16-37 43.2%	2nd Half: 15-32 46.9%	Game: 44.9%
3-Pt. FG%	1st Half: 1-7 14.3%	2nd Half: 0-3 0.0%	Game: 10.0%
F Throw %	1st Half: 1-1 100%	2nd Half: 11-16 68.8%	Game: 70.6%

Officials: Laura C. Morris, Joseph Vaszily, Carla Fountain
 Technical fouls: Tennessee-None. Florida-TEAM.
 Attendance: 2059

Score by Periods	1st	2nd	3rd	4th	Total
Tennessee	27	21	23	13	84
Florida	19	15	24	17	75

Points in the paint-UT 34,UF 44. Points off turnovers-UT 20,UF 16.
 2nd chance points-UT 5,UF 17. Fast break points-UT 14,UF 4.
 Bench points-UT 14,UF 13. Score tied 0-times. Lead changed 0-times.
 Last FG-UT 4th-02:15, UF 4th-00:16.
 Largest lead-UT by 19 3rd-06:28, UF None.
 UT led for 39:36. UF led for 00:00. Game was tied for 00:10.

GAINESVILLE, Fla. -- Diamond DeShields posted an all-around performance to lead Tennessee to an 84-75 win over Florida at Exatect Arena.

DeShields finished with 27 points on 9-of-13 shooting, five rebounds, three assists and three steals. Jaime Nared had another strong performance, scoring 16 points and grabbing seven boards. Mercedes Russell and Alexa Middleton also got into double digits, totaling 14 and 11 points, respectively.

Tennessee (13-7, 4-3 SEC) picked up its second conference road win of the season with the wire-to-wire victory over Florida (10-10, 1-6 SEC).

Ronni Williams led the charge for the Gators, finishing with 31 points on 10-of-18 shooting. Haley Lorenzen chipped in 17 points, 11 rebounds and three blocks on the night.

The Lady Vols gained momentum early, going on an 18-2 run in the first quarter. DeShields got off to a quick start, scoring eight points on 3-of-5 shooting in the opening stanza. Florida used a run of its own to pull within eight and make it a 27-19 game after a quarter.

The Gators cut the lead to only four points early in the second period, but a timeout by head coach Holly Warlick got the Lady Vols' offense rolling. Tennessee shot 58.3 percent from the floor in the quarter. During the first half, UT went 6-of-11 from behind the arc to help take a 48-34 lead into halftime.

Tennessee thrived from the charity stripe in the third period, hitting 14 of its 16 shots to fuel the Big Orange offense. The Lady Vols held on to a 71-58 lead going into the fourth. Despite outscoring UT in the second half, UF was unable to overtake Tennessee.

GAME 21

#RV/RV UT at #4/4 South Carolina // Jan. 30, 2017

Tennessee (14-7, 5-3)	FG	SPT	FT	REBS	PF	TP	A	TO	Bl	St	Min
31 Nared, Jaime	f 7-15	1-3	12-15	2-35	2	27	3	1	0	3	40
21 Russell, Mercedes	c 8-10	0-0	0-1	5-5-10	3	16	1	3	0	1	37
00 Reynolds, Jordan	g 1-7	0-0	0-0	0-2-2	2	2	4	2	0	0	31
10 Jackson, Meme	g 1-3	0-1	0-0	0-1-1	3	2	2	0	1	0	20
11 DeShields, Diamond	g 9-21	0-2	3-5	1-7-8	3	21	5	1	2	2	40
04 Nunn, Schaquilla	0-0	0-0	0-0	0-0-0	0	0	0	0	0	0	3
33 Middleton, Alexa	3-3	2-2	0-0	0-1-1	2	8	1	1	0	1	29
TEAM				0-1-1							
Totals.....	29-59	3-8	15-21	8-20-28	15	76	14	9	2	7	200

TOTAL FG%	1st Half: 17-31 54.8%	2nd Half: 12-28 42.9%	Game: 49.2%
3-Pt. FG%	1st Half: 2-6 33.3%	2nd Half: 1-2 50.0%	Game: 37.5%
F Throw %	1st Half: 3-7 42.9%	2nd Half: 12-14 85.7%	Game: 71.4%

South Carolina (18-2, 8-1)	FG	SPT	FT	REBS	PF	TP	A	TO	Bl	St	Min
22 WILSON, A'ja	f 7-10	0-0	0-0	1-3-4	4	14	1	2	2	0	22
41 COATES, Alaina	c 3-7	0-0	1-2	3-6-9	3	7	2	0	0	1	24
03 DAVIS, Kaela	g 6-14	2-3	1-1	0-2-2	3	15	0	2	0	0	28
10 GRAY, Allisha	g 6-12	0-2	2-3	2-6-8	4	14	1	2	0	1	38
52 HARRIS, Tyasha	g 2-6	1-5	1-2	0-1-1	4	6	6	3	0	0	38
01 CUEVAS-MOORE, Bianca	4-10	2-3	8-9	1-2-3	0	18	0	2	0	1	27
04 CLINEY, Donyiah	0-2	0-1	0-0	1-0-1	2	0	0	2	0	2	16
12 BRADSHAW, Araion	0-0	0-0	0-0	0-0-0	0	0	0	0	0	0	2
21 HERBERT HARRIGAN, M.	0-0	0-0	0-0	0-1-1	1	0	0	0	0	0	5
TEAM				4-3-7							
Totals.....	28-61	5-14	13-17	12-24-36	21	74	10	13	2	5	200

TOTAL FG%	1st Half: 14-33 42.4%	2nd Half: 14-28 50.0%	Game: 45.9%
3-Pt. FG%	1st Half: 2-7 28.6%	2nd Half: 3-7 42.9%	Game: 35.7%
F Throw %	1st Half: 6-8 75.0%	2nd Half: 7-9 77.8%	Game: 76.5%

Officials: Susan Blanch, Michael Price, Brian Garland
 Technical fouls: Tennessee-None. South Carolina-WILSON, A'ja.
 Attendance: 13690

Score by Periods	1st	2nd	3rd	4th	Total
Tennessee	20	19	13	24	76
South Carolina	26	10	17	21	74

Points in the paint-UT 38, SC 26. Points off turnovers-UT 12, SC 7.
 2nd chance points-UT 9, SC 8. Fast break points-UT 18, SC 8.
 Bench points-UT 8, SC 18. Score tied-9 times. Lead changed-15 times.
 Last FG-UT 4th-00:46, SC 4th-00:15.
 Largest lead-UT by 11 4th-05:51, SC by 9 1st-01:42.
 UT led for 14:20. SC led for 20:45. Game was tied for 04:54.

COLUMBIA, S.C. -- Despite a late three-pointer to tie the game by No. 4 South Carolina, junior Jaime Nared's clutch free throws in the final seconds stunned the Gamecocks for a huge road victory in Colonial Life Arena, 76-74.

Nared, who was 11 of 12 from the free throw line in the second half, drew a foul with five seconds remaining in the game and converted on both attempts to ice the game for the Lady Vols.

Tennessee (14-7, 5-3 SEC) picked up its third top-10 win of the season and its first top-5 win on the road since 2007 against UConn. South Carolina (18-2, 8-1 SEC) lost its first conference game of the season and saw its 30-game SEC home winning streak come to an end.

Nared finished with a career-high 27 points, five rebounds, three assists and three steals. Redshirt junior Diamond DeShields accounted for 21 points, eight rebounds, five assists, two blocks and two steals. It was the third consecutive outing in which DeShields had scored at least 20. Mercedes Russell posted her 12th double-double of the season and 23rd of her career, carding 16 points and 10 rebounds.

South Carolina had four players reach double-digit scoring. Bianca Cuevas-Moore led the Gamecocks with 18 points, including the game-tying 3-pointer with 15 seconds left in the contest.

The first quarter began with the Lady Vols and Gamecocks swapping blows, totaling eight lead changes during the period. Nared started off strong, scoring six points and grabbing four boards. South Carolina held a 26-20 lead at the end of one, though.

UT's defense stepped up in the second stanza, allowing only 10 points on 3-of-12 shooting. Tennessee erased a nine-point deficit and fought to take a 39-36 lead into intermission behind DeShields' 12 points and five rebounds.

The Lady Vols struggled to get their shots to fall in the third quarter, hitting only 20-percent of their shots. The Gamecocks fought back into the game and took the lead late in the stanza. UT converted on seven trips to the charity stripe, though, allowing Tennessee to stay within one point at 53-52 going into the final period.

UT quickly took back the lead in the fourth, going on a 6-0 run in the opening three minutes and forcing South Carolina to call a timeout. After that, it was a back-and-forth game until the Lady Vols sealed the victory behind clutch free throws in the final minutes over the Gamecocks, who had won 24 consecutive regular season SEC games.

GAME 22

#RV/25 UT vs. LSU // Feb. 2, 2017

LSU (15-7, 4-5)	FG	SPT	FT	REBS	PF	TP	A	TO	Bl	St	Min
20 Hyder, Alexis	f 1-8	0-0	1-1	2-0-2	3	3	1	0	0	1	21
0 Jackson, Chloe	g 1-7	0-0	0-0	0-4-4	1	2	2	1	0	1	28
10 Rhodes, Jasmine	g 4-8	0-2	0-0	1-3-4	3	8	4	0	0	2	33
11 Moncrief, Raigyne	g 8-23	0-1	4-4	2-5-7	2	20	2	1	0	3	38
13 Hill, Rina	g 4-9	0-1	1-1	0-1-1	3	9	2	0	0	0	31
02 Norton, Shanice	0-1	0-0	2-2	0-1-1	3	2	0	0	0	0	15
05 Mitchell, Ayana	5-6	0-0	4-6	4-0-4	4	14	0	0	1	0	18
30 Richard-Harris, J.	0-1	0-0	0-0	0-0-0	0	0	0	0	0	0	6
44 Neubert, Tatum	0-3	0-0	0-0	0-1-1	1	0	0	1	0	0	10
TEAM				3-1-4							
Totals.....	23-66	0-4	12-14	12-16-28	20	58	11	3	1	7	199

TOTAL FG%	1st Half: 12-31 38.7%	2nd Half: 11-35 31.4%	Game: 34.8%
3-Pt. FG%	1st Half: 0-2 0.0%	2nd Half: 0-2 0.0%	Game: 0.0%
F Throw %	1st Half: 3-3 100%	2nd Half: 9-11 81.8%	Game: 85.7%

Tennessee (15-7, 6-3)	FG	SPT	FT	REBS	PF	TP	A	TO	Bl	St	Min
31 Nared, Jaime	f 9-10	1-2	7-8	5-5-10	1	26	0	1	0	0	40
21 Russell, Mercedes	c 6-9	0-0	6-8	1-7-8	3	18	0	3	2	0	34
0 Reynolds, Jordan	g 1-5	0-0	0-0	0-0-0	1	2	5	1	0	0	38
10 Jackson, Meme	g 1-4	1-2	0-0	0-0-0	1	3	4	0	0	0	23
11 DeShields, Diamond	g 5-14	2-4	3-4	2-9-11	1	15	8	3	0	0	36
04 Nunn, Schaquilla	5-6	0-0	3-4	4-5-9	2	13	0	1	1	0	13
13 Dunbar, Kortney	0-1	0-1	0-0	0-1-1	0	0	1	0	0	0	4
33 Middleton, Alexa	0-2	0-2	0-0	0-0-0	1	0	1	0	0	0	12
TEAM				0-3-3							
Totals.....	27-51	4-11	19-24	12-30-42	11	77	18	11	3	0	200

TOTAL FG%	1st Half: 12-24 50.0%	2nd Half: 15-27 55.6%	Game: 52.9%
3-Pt. FG%	1st Half: 1-4 25.0%	2nd Half: 3-7 42.9%	Game: 36.4%
F Throw %	1st Half: 9-11 81.8%	2nd Half: 10-13 76.9%	Game: 79.2%

Officials: Des Kantner, Bob Trammell, Cameron Inouye
 Technical fouls: LSU-None. Tennessee-None.
 Attendance: 10209

Score by Periods	1st	2nd	3rd	4th	Total
LSU	15	12	20	11	58
Tennessee	17	17	22	21	77

Points in the paint-LSU 24, UT 44. Points off turnovers-LSU 12, UT 2.
 2nd chance points-LSU 7, UT 9. Fast break points-LSU 10, UT 6.
 Bench points-LSU 16, UT 13. Score tied-6 times. Lead changed-4 times.
 Last FG-LSU 4th-04:05, UT 4th-00:44.
 Largest lead-LSU by 4 1st-04:18, UT by 19 4th-00:44.
 LSU led for 03:08. UT led for 32:41. Game was tied for 04:11.

KNOXVILLE, Tenn. -- No. 25 Tennessee led for nearly the entire game and used a strong fourth quarter to pull away from an upset-minded LSU squad for a 77-58 win at Thompson-Boling Arena in the annual Live Pink, Bleed Orange game.

Jaime Nared and Diamond DeShields both posted double-doubles and four UT players scored in double figures, as the Lady Vols (15-7, 6-3 SEC) won their fourth straight game. Tennessee shot 53 percent from the field and dominated down low, out-rebounding the Tigers, 42-28, while outscoring them by 20 points in the paint.

Nared, the reigning SEC Co-Player of the Week, followed up her career-high 27-point performance at No. 4 South Carolina with a game-high 26 points to lead UT in scoring for the sixth time this season. She needed just one quarter to reach double-digits, dropping 11 points in the opening frame to extend her double-figure scoring streak to 19 straight contests.

DeShields nearly recorded a triple-double despite a quiet first half, finishing with 15 points, 11 rebounds and eight assists. Mercedes Russell also had another strong performance, tallying 18 points, eight rebounds and two blocks for the Orange and White.

Raigyne Moncrief and Ayana Mitchell were the only two LSU players to score in double figures, finishing with 20 and 14 points, respectively.

Only three Tennessee players scored in the first half as Nared, Russell and Schaquilla Nunn combined for all 34 of the Lady Vols' points in the opening 20 minutes to give the Lady Vols a seven-point lead at the break. Moncrief paced LSU (15-7, 4-5 SEC) with 12 first-half points to keep the Tigers within striking distance.

Nared and Russell combined to score the team's first 25 points before Nunn poured in eight second-quarter points on a perfect 3-of-3 shooting. The redshirt senior transfer also pulled down her 1,000th career rebound late in the half. Nunn finished with a season-high 13 points and also pulled down nine boards, just missing joining Nared and DeShields as Lady Vols with double-doubles.

After being held scoreless in the first half, DeShields got it going in the third quarter with nine of her 15 points, as Tennessee scored 22 in the quarter to extend its lead to nine heading into the fourth.

The Lady Vols opened the fourth quarter on a 9-4 run to push their lead to a game-high 16 points, but LSU quickly responded with a 7-2 run of their own to cut the lead back down to 11. However, that would be as close as the Tigers would get, as UT scored the final seven points to ice the game away.

GENERAL

STAFF

PLAYERS

REVIEW

HISTORY

FACILITIES

NCAA

SEC

RECORDS

MEDIA INFO



GAME 23

#RV/25 UT at Georgia // Feb. 5, 2017

Tennessee (15-8, 6-4)	FG	3PT	FT	REBS	PF	TP	A	TO	Bl	St	Min
00 Reynolds, Jordan	* 2-7	0-3	1-1	1-2-3	0	5	7	3	0	0	50
10 Jackson, Meme	* 0-6	0-3	1-2	2-1-3	4	1	1	2	0	0	42
11 DeShields, Diamond*	14-28	1-3	5-5	0-6-6	2	34	3	10	0	4	47
21 Russell, Mercedes	* 11-17	0-0	2-2	2-15-17	4	24	1	3	3	2	49
31 Nared, Jaime	* 1-6	0-1	3-4	1-1-2	5	5	1	1	0	0	29
04 Nunn, Schaquilla	0-3	0-0	2-2	2-0-2	1	2	0	0	0	0	12
13 Dunbar, Kortney	0-0	0-0	0-0	0-1-1	0	0	0	0	0	0	2
33 Middleton, Alexa	2-4	2-4	1-2	0-0-0	0	7	1	3	0	2	19
TEAM				5-4-9							1
Totals.....	30-71	3-14	15-18	13-30-43	16	78	14	24	3	8	250

TOTAL FG%	1st Half: 8-25 32.0%	2nd Half: 14-30 46.7%	Game: 42.3%
3-Pt. FG%	1st Half: 0-3 0.0%	2nd Half: 1-4 25.0%	Game: 21.4%
F Throw %	1st Half: 8-8 100%	2nd Half: 6-8 75.0%	Game: 83.3%

Georgia (12-11, 4-6)	FG	3PT	FT	REBS	PF	TP	A	TO	Bl	St	Min
01 Shanea Armbrister	* 5-14	1-4	0-0	2-7-9	2	11	4	3	0	3	48
03 Stephanie Paul	* 0-1	0-0	0-0	0-1-1	1	0	1	0	0	0	11
11 Pachis Roberts	* 7-15	3-7	0-0	1-3-4	4	17	3	2	1	5	48
12 Haley Clark	* 1-6	0-0	0-0	0-4-4	5	2	6	7	0	1	46
33 Mackenzie Ingram	* 7-16	0-4	4-8	5-8-13	3	18	3	3	1	3	46
04 Calya Robinson	13-17	1-2	1-4	3-3-6	4	28	2	4	2	1	31
23 Halle Washington	1-5	0-0	0-0	0-1-1	1	2	1	0	1	0	12
24 Simone Costa	0-0	0-0	3-4	0-0-0	0	3	1	1	0	0	8
TEAM				3-1-4							0
Totals.....	34-74	5-17	8-16	14-28-42	20	81	21	20	5	13	250

TOTAL FG%	1st Half: 11-31 35.5%	2nd Half: 15-31 48.4%	Game: 45.9%
3-Pt. FG%	1st Half: 2-7 28.6%	2nd Half: 1-6 16.7%	Game: 29.4%
F Throw %	1st Half: 3-4 75.0%	2nd Half: 1-5 20.0%	Game: 50.0%

Officials: Roy Gulbeyan, Gina Cross, Kelly Johnson
 Technical fouls: Tennessee-None. Georgia-None.
 Attendance: 3885

Score by Periods	1st	2nd	3rd	4th	OT	OT2	Total
Tennessee	8	16	20	15			9 10 78
Georgia	16	11	15	17			9 13 81

Points in the paint-UT 34,UGA 42. Points off turnovers-UT 12,UGA 23.
 2nd chance points-UT 8,UGA 12. Fast break points-UT 4,UGA 10.
 Bench points-UT 9,UGA 33. Score tied-13 times. Lead changed-14 times.
 Last FG-UT 012-00:28, UGA 012-00:33.
 Largest lead-UT by 6 4th-02:52, UGA by 8 1st-00:31.
 UT led for 10:52. UGA led for 30:23. Game was tied for 08:45.

ATHENS, Ga. -- Despite a season-high 34 points from Diamond DeShields, #RV/25 Tennessee fell short in double overtime against Georgia, 81-78, at Stegeman Coliseum.

The Lady Vols (15-8, 6-4 SEC) had two solid looks at the basket in the final seconds of the game, but a three-pointer from Jordan Reynolds rimmed out as time expired.

DeShields' 34 points marked the fifth time in her career she had eclipsed the 30-point margin. She added six rebounds and four steals on the night. Mercedes Russell posted a double-double with 24 points and a career-high 17 rebounds.

Robinson led the Lady Bulldogs (12-11, 4-6 SEC) with 28 points on 13-of-17 shooting from the field. Mackenzie Ingram finished with 18 points and 13 rebounds.

UT struggled to put the ball in the basket to begin the game, converting only 23 percent (3-13) of its field goals. DeShields had six points, as Tennessee trailed, 16-8, at the end of the first.

The Lady Vols erased the early deficit with an 8-2 run during the second stanza, but a late push by the Lady Bulldogs gave Georgia a 27-24 lead going into intermission.

UT fought back to take a 44-42 lead at the end of the third, shooting 50 percent from the field. Russell eclipsed the double-double margin in the quarter behind six points and six rebounds.

Tennessee held the lead for most of the fourth quarter but couldn't pull away. With two seconds remaining, UGA's Haley Clark drove to the paint and hit a layup to tie the game at 59-59, forcing the first overtime game of the season for UT.

GAME 24

#24/25 UT vs. Missouri // Feb. 9, 2017

Missouri (16-9, 6-5)	FG	3PT	FT	REBS	PF	TP	A	TO	Bl	St	Min
04 Porter, Cierra	f 7-9	0-0	5-6	2-8-10	3	19	1	2	0	1	37
01 Doty, Lianna	g 1-4	0-1	2-2	0-1-1	3	4	6	1	0	1	36
03 Cunningham, Sophie	g 7-18	1-6	1-1	2-4-6	3	16	3	4	0	2	35
11 Cunningham, Lindsey	g 3-7	0-1	0-0	0-3-3	4	6	2	0	0	1	38
24 Michaelis, Sierra	g 8-15	1-4	0-0	1-2-3	2	17	5	2	0	3	38
02 Roundtree, Jordan	0-0	0-0	0-0	0-0-0	0	0	0	0	0	0	0+
10 Chavis, Jordan	0-0	0-0	0-0	0-0-0	1	0	1	0	0	0	3
13 Schuchts, Hannah	0-0	0-0	0-0	0-0-0	0	0	0	0	0	0	3
23 Smith, Amber	2-4	0-1	0-0	1-1-2	0	4	0	0	0	0	10
TEAM				1-1-2							0
Totals.....	28-57	2-13	8-9	7-20-27	16	66	18	9	0	8	200

TOTAL FG%	1st Half: 15-28 53.6%	2nd Half: 13-29 44.8%	Game: 49.1%
3-Pt. FG%	1st Half: 0-5 0.0%	2nd Half: 2-8 25.0%	Game: 15.4%
F Throw %	1st Half: 5-6 83.3%	2nd Half: 3-3 100%	Game: 88.9%

Tennessee (16-8, 7-4)	FG	3PT	FT	REBS	PF	TP	A	TO	Bl	St	Min
31 Nared, Jaime	f 5-11	2-4	6-6	1-4-5	2	18	0	1	0	0	40
21 Russell, Mercedes	c 4-7	0-0	4-6	0-6-6	3	12	3	3	1	0	34
0 Reynolds, Jordan	g 3-7	2-2	4-4	0-4-4	2	12	8	1	0	0	40
11 DeShields, Diamond	g 8-12	4-6	2-2	2-4-6	3	22	3	2	1	2	31
33 Middleton, Alexa	g 3-7	0-1	0-0	0-1-1	3	6	4	2	0	1	34
04 Nunn, Schaquilla	1-1	0-0	0-1	1-0-1	0	2	0	0	0	0	4
10 Jackson, Meme	2-4	1-3	0-0	0-0-0	1	5	0	0	0	1	14
13 Dunbar, Kortney	0-1	0-1	0-0	0-0-0	1	0	0	0	0	0	3
TEAM				1-4-5							0
Totals.....	26-50	9-17	16-19	5-23-28	15	77	18	9	2	4	200

TOTAL FG%	1st Half: 12-29 41.4%	2nd Half: 14-21 66.7%	Game: 52.0%
3-Pt. FG%	1st Half: 3-8 37.5%	2nd Half: 6-9 66.7%	Game: 52.9%
F Throw %	1st Half: 3-5 60.0%	2nd Half: 13-14 92.9%	Game: 84.2%

Officials: Scott Yarbrough, Brian Hall, Missy Brooks
 Technical fouls: Missouri-None. Tennessee-None.
 Attendance: 8041

Score by Periods	1st	2nd	3rd	4th	Total
Missouri	11	24	19	12	66
Tennessee	14	16	24	23	77

Points in the paint-MU-W 46,UT 30. Points off turnovers-MU-W 8,UT 7.
 2nd chance points-MU-W 8,UT 7. Fast break points-MU-W 4,UT 5.
 Bench points-MU-W 4,UT 7. Score tied-6 times. Lead changed-10 times.
 Last FG-MU-W 4th-00:24, UT 4th-03:00.
 Largest lead-MU-W by 8 2nd-04:08, UT by 13 4th-03:00.
 MU-W led for 12:30. UT led for 22:03. Game was tied for 05:27.

KNOXVILLE, Tenn. -- Diamond DeShields fired in 22 points, as the Lady Vols pulled away from the Tigers in the fourth quarter to win, 77-66, in Thompson-Boling Arena.

Although the teams fought neck and neck through the first three periods of play, #24/25 Tennessee (16-8, 7-4 SEC) exploded in the fourth to put a gritty Missouri team (16-9, 6-5 SEC) away behind 75 percent shooting from the field during the period.

UT had four players in double digits for the night. DeShields' 22 points marked the ninth time this season she cracked the 20-plus plateau. She also added six rebounds, three assists and a pair of steals in the contest.

Jaime Nared, Mercedes Russell and Jordan Reynolds added 18, 12, and 12, respectively, as the Lady Vols pulled out the win versus the Tigers. Reynolds also posted an SEC-high eights assists and four rebounds on the night.

Cierra Porter led the Tigers with 19 points and 10 rebounds. Mizzou also got strong performances from Sierra Michaelis and Sophie Cunningham, who scored 17 and 16, respectively.

In a first quarter that saw multiple lead changes, the Lady Vols came out of it holding a 14-11 lead. Russell totaled the majority of UT's first quarter score, with eight points.

After a three-pointer from Meme Jackson to start the second period, Tennessee went silent, allowing Missouri to go on a 14-0 run to take the lead 25-17. Once the Lady Vols' five-minute scoreless streak ended, both teams went through a flurry of scores to see the first half end with a 35-30 lead for MU.

UT managed to pull even with the Tigers heading into the final stanza of the game, 54-54. DeShields and Nared headlined the third quarter, as they combined for 17 of the team's 24 points.

DeShields and Reynolds were clutch in the final 10 minutes of the game, helping the Lady Vols outscore Mizzou by 11 points.

GAME 25

#24/25 UT vs. #RV/RV Texas A&M // Feb. 12, 2017

Texas A&M (19-6, 9-3)		FG	SPT	FT	REBS	PF	TP	A	TO	BI	St	Min	
03	Cooper, Taylor	f	2-3	1-2	2-2	1-3-4	1	7	0	1	0	2	31
05	Howard, Anriel	f	4-11	0-0	0-0	5-8-13	3	8	0	1	0	1	31
00	Hillsman, Khaalia	c	5-10	0-0	0-0	5-10-15	2	10	3	2	0	0	40-
11	Knox, Curtyce	g	3-15	1-1	3-4	0-3-3	2	10	0	0	0	2	40-
12	Williams, Danni	g	6-19	2-4	4-4	0-2-2	1	18	3	4	0	0	40-
21	Lumpkin, Jasmine	g	4-6	0-0	0-0	3-3-6	1	8	1	2	0	0	18
	TEAM					1-1-2	1						
	Totals.....		24-64	4-7	9-10	15-30-45	11	61	17	10	0	5	200

TOTAL FG%	1st Half: 13-35 37.1%	2nd Half: 11-29 37.9%	Game: 37.5%
3-Pt. FG%	1st Half: 2-5 40.0%	2nd Half: 2-2 100%	Game: 57.1%
F Throw %	1st Half: 4-4 100%	2nd Half: 5-6 83.3%	Game: 90.0%

Tennessee (16-9, 7-5)		FG	SPT	FT	REBS	PF	TP	A	TO	BI	St	Min	
31	Nared, Jaime	f	2-7	0-2	5-6	2-5-7	0	9	2	0	1	1	39
21	Russell, Mercedes	c	8-17	0-0	1-1	2-9-11	2	17	2	1	0	0	38
0	Reynolds, Jordan	g	1-5	1-2	2-2	2-3-5	2	5	1	1	1	1	37
11	DeShields, Diamond	g	4-12	0-2	0-0	1-4-5	2	8	3	2	2	0	32
33	Middleton, Alexa	g	6-13	2-7	0-0	0-0-0	2	14	4	3	0	2	39
04	Nunn, Schaquilla	g	0-1	0-0	0-0	0-1-1	0	0	0	0	0	0	2
10	Jackson, Meme	g	3-8	0-1	0-0	1-0-1	1	6	2	0	0	0	12
13	Dunbar, Kortney	g	0-0	0-0	0-0	0-0-0	1	0	0	0	0	0	1
	TEAM					1-3-4							
	Totals.....		24-63	3-14	8-9	9-25-34	10	59	18	7	4	4	200

TOTAL FG%	1st Half: 17-37 45.9%	2nd Half: 7-26 26.9%	Game: 38.1%
3-Pt. FG%	1st Half: 1-7 14.3%	2nd Half: 2-7 28.6%	Game: 21.4%
F Throw %	1st Half: 3-3 100%	2nd Half: 5-6 83.3%	Game: 88.9%

Officials: Beverly Roberts, Sue Blauch, Kevin Pethell
 Technical fouls: Texas A&M-TEAM. Tennessee-None.
 Attendance: 10032

Score by Periods	1st	2nd	3rd	4th	Total
Texas A&M	15	17	15	14	61
Tennessee	20	18	16	5	59

Points in the paint-TAMU 32,UT 28. Points off turnovers-TAMU 9,UT 12.
 2nd chance points-TAMU 14,UT 8. Fast break points-TAMU 4,UT 8.
 Bench points-TAMU 8,UT 6. Score tied-5 times. Lead changed-3 times.
 Last FG-TAMU 4th-00:04, UT 4th-08:49.
 Largest lead-TAMU by 2 4th-00:04, UT by 11 2nd-06:40.
 TAMU led for 00:25. UT led for 34:02. Game was tied for 04:37.

KNOXVILLE, Tenn. -- Texas A&M's Khaalia Hillsman scored the game-winning putback with four seconds left as No. 24/25 Tennessee fell to the Aggies, 61-59, at Thompson-Boling Arena...

Mercedes Russell led the Lady Vols (16-9, 7-5 SEC) with 17 points and 11 rebounds for her 14th double-double of the season. Texas A&M (19-6, 9-3 SEC) outscored UT 14-5 in the fourth quarter to maintain third place in the conference standings.

Alexa Middleton scored 14 points and recorded four assists, and Jaime Nared added nine points and seven rebounds. Danni Williams led the Aggies with 18 points. Hillsman logged a double-double with 10 points and 10 rebounds, while Curtyce Knox notched a double-double of her own, finishing with 10 points and 10 assists.

After holding a 20-15 advantage following the first quarter, Tennessee opened the second quarter with a 12-6 run over the first three minutes to build an 11-point lead. Texas A&M kept the score close as the Lady Vols went into the half ahead, 38-32.

Russell led the Lady Vols with 11 points in the first half, while Williams led the Aggies with 11 points of her own. Tennessee shot 46 percent from the floor in the opening half, with 18 points in the paint. Meme Jackson and Middleton combined for 12 points on mid-range jumpers.

Texas A&M came out of the gates hot in the second half, tying the game at 38-38 at the 7:21 mark of the third quarter. The Aggies took their first lead of the game after a Jasmine Lumpkin jumper with just over two minutes to go in the quarter put Texas A&M in front, 47-46. Alexa Middleton answered with back-to-back 3-pointers to spark an 8-0 Tennessee run to close out the third.

Texas A&M started the fourth with a 12-5 run, and Knox knocked down a 3-pointer from the right wing to tie the game at 59 with 2:44 remaining.

GAME 26

#RV/RV UT at Alabama // Feb. 16, 2017

Tennessee (16-10, 7-6)		FG	SPT	FT	REBS	PF	TP	A	TO	BI	St	Min	
00	Reynolds, Jordan	*	2-6	2-2	1-2	1-1-2	5	7	5	1	2	0	38
11	DeShields, Diamond*	*	0-2	0-0	0-2	0-3-3	0	0	1	1	0	0	4
21	Russell, Mercedes	*	7-12	0-0	3-4	2-7-9	3	17	2	2	0	0	36
31	Nared, Jaime	*	1-12	0-0	2-2	1-2-3	5	4	0	0	0	1	24
33	Middleton, Alexa	*	6-13	2-6	0-0	0-5-5	4	14	2	2	1	2	37
04	Nunn, Schaquilla	*	6-11	0-0	3-4	6-9-15	0	15	0	1	0	1	30
10	Jackson, Meme	*	0-2	0-0	0-0	0-1-1	1	0	1	0	2	0	17
13	Dunbar, Kortney	*	0-2	0-2	0-0	0-0-0	0	0	0	0	0	0	14
	TEAM												1
	Totals.....		22-60	4-14	9-14	10-28-38	18	57	11	10	3	4	200

TOTAL FG%	1st Half: 10-25 40.0%	2nd Half: 12-35 34.3%	Game: 36.7%
3-Pt. FG%	1st Half: 2-4 50.0%	2nd Half: 2-10 20.0%	Game: 28.6%
F Throw %	1st Half: 4-8 50.0%	2nd Half: 5-6 83.3%	Game: 64.3%

Alabama (16-10, 4-9)		FG	SPT	FT	REBS	PF	TP	A	TO	BI	St	Min	
01	Bolton, Quanetria	*	4-9	1-6	0-0	2-1-3	1	9	1	0	1	0	29
03	Lewis, Jordan	*	2-13	0-4	4-6	3-4-7	1	8	8	2	1	2	36
11	Cook, Hannah	*	4-11	2-7	6-8	1-8-9	1	16	2	1	0	1	33
15	Knight, Meoshontii	*	2-7	0-2	1-2	1-7-8	2	5	0	1	0	0	20
20	Williams, Ashley	*	2-6	0-0	1-2	6-5-11	3	5	0	1	0	0	30
05	da Silva, Alana	*	0-0	0-0	0-0	0-0-0	0	0	0	1	0	1	4
13	Knight, Coco	*	9-16	0-1	0-0	4-4-8	2	18	3	1	0	0	25
23	Wade, Shaquera	*	1-8	0-1	0-0	3-1-4	1	2	0	1	0	0	13
25	Knight, Ashley	*	1-1	0-0	0-0	0-0-0	2	2	0	0	0	0	10
	TEAM					2-1-3							2
	Totals.....		25-71	3-21	12-18	22-31-53	13	65	14	10	2	4	200

TOTAL FG%	1st Half: 13-39 33.3%	2nd Half: 12-32 37.5%	Game: 35.2%
3-Pt. FG%	1st Half: 1-11 9.1%	2nd Half: 2-10 20.0%	Game: 14.3%
F Throw %	1st Half: 3-4 75.0%	2nd Half: 9-14 64.3%	Game: 66.7%

Officials: Michael McConnell, Metta Roberts, Brian Garland
 Technical fouls: Tennessee-None. Alabama-None.
 Attendance: 2221

Score by Periods	1st	2nd	3rd	4th	Total
Tennessee	11	15	17	14	57
Alabama	15	15	14	21	65

Points in the paint-UT 32,UA 30. Points off turnovers-UT 8,UA 8.
 2nd chance points-UT 10,UA 14. Fast break points-UT 4,UA 8.
 Bench points-UT 15,UA 22. Score tied-2 times. Lead changed-8 times.
 Last FG-UT 4th-00:24, UA 4th-00:07.
 Largest lead-UT by 2 2nd-07:34, UA by 9 4th-04:13.
 UT led for 04:01. UA led for 32:53. Game was tied for 03:05.

TUSCALOOSA, Ala. -- Schaquilla Nunn recorded her first double-double of the season, but it wasn't enough as Tennessee fell short against Alabama, 65-57, at Coleman Coliseum.

Nunn finished with 15 points and 15 rebounds to lead the Lady Vols (16-10, 7-6 SEC). Mercedes Russell and Alexa Middleton also cranked double-digit scoring, with 17 and 14, respectively.

Coco Knight led the Crimson Tide (16-10, 4-9 SEC) with 18 points and eight rebounds. Hannah Cook finished with 16 points and nine rebounds in the contest.

Tennessee struggled out of the gates, shooting 38.5 percent from the field. Schaquilla Nunn came off the bench to give the Lady Vols a late spark in the first quarter with four points. Alabama dominated the boards, out-rebounding UT, 17-10, and helping the Crimson Tide to a 15-11 lead.

The Lady Vols' offense took a blow early in the game. Diamond DeShields, UT's leading scorer, went down with an injury in the middle of the first period and was out for the remainder of the game. Jaime Nared got in early foul trouble and had to sit the majority of the first half.

Russell started a 5-0 run with a basket early in the second stanza, pulling the Lady Vols within one. The bucket gave Russell her 1,000th career point. Alabama used a late run, though, to take a 30-26 lead into halftime.

UT fought back to take a 43-42 lead late in the third behind an 11-4 run, but a last-second jumper by the Crimson Tide gave them the lead going into the final period. The momentum carried over to the fourth quarter, where the Lady Vols struggled to get anything going on offense.

- GENERAL
- STAFF
- PLAYERS
- REVIEW
- HISTORY
- FACILITIES
- NCAA
- SEC
- RECORDS
- MEDIA INFO



GAME 27

#RV/RV UT vs. Arkansas // Feb. 19, 2017

Arkansas (13-14, 2-12)	FG	3PT	FT	REBS	PF	TP	A	TO	Bl	St	Min	
00 Jackson, Jessica	f	7-11	4-5	0-2	2-3-5	4	18	2	1	0	3	36
04 Swenson, Keiryin	f	0-3	0-1	0-0	0-3-3	4	0	1	0	0	0	19
03 Monk, Malica	g	5-10	0-0	1-1	3-2-5	4	11	3	4	0	2	35
14 Mason, Jailyin	g	2-8	0-1	0-0	0-1-1	2	4	2	3	1	0	26
22 Zimmerman, Bailey	g	0-5	0-3	0-0	0-2-2	1	0	0	0	0	0	17
02 Wilson, Aaliyah	g	4-16	0-7	0-0	1-6-7	1	8	3	4	2	0	23
10 Williams, Kiara	0-0	0-0	0-0	0-0-0	0	0	0	0	0	0	0	3
20 Stout, Sydney	0-0	0-0	0-0	0-0-0	0	0	0	0	0	0	0	5
21 Cosper, Devin	1-2	1-2	0-0	0-2-2	0	3	0	0	0	0	0	7
35 Cooley, Alecia	1-5	0-0	0-0	2-6-8	1	2	0	1	1	0	0	29
TEAM				2-1-3								1
Totals.....		20-60	5-19	1-3	10-26-36	17	46	11	14	4	5	200

TOTAL FG%	1st Half: 10-34 29.4%	2nd Half: 10-26 38.5%	Game: 33.3%
3-Pt. FG%	1st Half: 2-9 22.2%	2nd Half: 3-10 30.0%	Game: 26.3%
F Throw %	1st Half: 1-3 33.3%	2nd Half: 0-0 0.0%	Game: 33.3%

Tennessee (17-10, 8-6)	FG	3PT	FT	REBS	PF	TP	A	TO	Bl	St	Min	
10 Jackson, Meme	f	0-5	0-3	0-0	0-1-1	0	3	0	0	0	0	34
31 Nared, Jaime	f	6-13	3-5	4-4	3-6-9	3	19	0	2	0	2	26
21 Russell, Mercedes	c	6-10	0-0	1-4	3-7-10	1	13	2	0	2	3	35
0 Reynolds, Jordan	g	1-7	0-0	2-2	1-1-2	2	4	7	3	0	2	37
33 Middleton, Alexa	g	6-14	3-7	2-2	0-5-0	0	17	2	1	2	1	36
04 Nunn, Schaquilla	1-3	0-0	2-4	1-3-4	1	4	1	1	1	0	0	19
13 Dunbar, Kortney	1-5	0-4	0-0	0-5-5	0	2	0	2	0	0	0	13
TEAM				4-3-7								1
Totals.....		21-57	6-19	11-16	12-31-43	7	59	15	10	5	8	200

TOTAL FG%	1st Half: 9-29 31.0%	2nd Half: 12-28 42.9%	Game: 36.8%
3-Pt. FG%	1st Half: 1-11 9.1%	2nd Half: 5-8 62.5%	Game: 31.6%
F Throw %	1st Half: 3-4 75.0%	2nd Half: 8-12 66.7%	Game: 68.8%

Officials: Jesse Dickerson, Roy Gulbeyan, Kylie Galloway
 Technical fouls: Arkansas-None. Tennessee-None.
 Attendance: 10615

Score by Periods	1st	2nd	3rd	4th	Total
Arkansas	11	12	12	11	46
Tennessee	11	11	15	22	59

Points in the paint-AR 20,UT 22. Points off turnovers-AR 9,UT 18.
 2nd chance points-AR 5,UT 15. Fast break points-AR 8,UT 9.
 Bench points-AR 13,UT 6. Score tied 3 times. Lead changed 6 times.
 Last FG-AR 4th-00:57, UT 4th-02:10.
 Largest lead-AR by 5 2nd-06:12, UT by 15 4th-01:16.
 AR led for 09:29. UT led for 24:40. Game was tied for 05:51.

KNOXVILLE, Tenn. -- Led by Mercedes Russell's 15th double-double of the season, Tennessee took care of business over Arkansas, 59-46, in Thompson-Boling Arena.

After a 2:52 scoring drought by UT to start the first quarter, Russell got things going for the Lady Vols (17-10, 8-6 SEC) by scoring the first five points. She finished the day with 13 points and 10 rebounds, passing Candace Parker for the third most double-doubles by a junior in Tennessee history.

Jaime Nared broke out of her recent shooting slump to account for a game-high 19 points behind 3-of-5 shooting from beyond the arc. She added nine rebounds and two steals in the contest despite early foul trouble.

All-SEC forward Jessica Jackson shouldered much of the scoring burden for the Razorbacks (13-14, 2-12 SEC), accounting for 18 points on 7-of-11 shooting, including 4-of-5 from behind the arc. However, Tennessee's defense kept the remaining Razorbacks in check, with Jackson's teammates shooting just 33 percent from the field. Malica Monk was the only other Razorback who scored in double figures with 11.

Alexa Middleton started slow in the game but picked up momentum in the second quarter, connecting on her first 3-pointer with 2:36 remaining in the period. She continued to serve as a spark for Tennessee's offense in the second half, finishing the contest with 15. Sunday marked the third consecutive game Middleton has recorded double-digit scoring and the ninth time this year.

Going into the fourth quarter, Tennessee only led by two at 37-35. The Lady Vols stretched out their lead courtesy of back-to-back threes by Nared to put the game out of reach.

GAME 28

#RV/RV UT vs. Florida // Feb. 23, 2017

Florida (13-15, 4-11)	FG	3PT	FT	REBS	PF	TP	A	TO	Bl	St	Min	
01 Williams,Ronni	f	10-19	0-0	2-4	3-6-9	5	22	3	3	0	2	28
24 Fleming,Tyshara	c	3-5	0-0	0-0	3-6-9	4	6	1	0	2	1	28
00 Washington,Delicia	g	6-20	1-4	2-2	0-6-6	2	15	4	2	0	0	34
11 Anderson,Dyandra	g	3-7	1-2	0-0	2-4-6	4	7	5	5	1	2	40
22 Morang,Sydney	g	0-1	0-1	0-0	0-1-1	3	0	0	1	0	1	10
15 Searcy,Sydney	0-0	0-0	0-0	0-0-0	0	0	0	0	0	0	0	0+
23 Copeland,Brooke	3-5	3-5	0-0	0-2-2	2	9	2	0	0	1	1	34
44 Lorenzen,Haley	5-15	1-1	0-0	2-3-5	2	11	0	3	0	0	0	26
TEAM				1-1-2								1
Totals.....		30-72	6-13	4-6	11-29-40	22	70	15	14	3	7	200

TOTAL FG%	1st Half: 15-37 40.5%	2nd Half: 15-35 42.9%	Game: 41.7%
3-Pt. FG%	1st Half: 2-6 33.3%	2nd Half: 4-7 57.1%	Game: 46.2%
F Throw %	1st Half: 0-0 0.0%	2nd Half: 4-6 66.7%	Game: 66.7%

Tennessee (18-10, 9-6)	FG	3PT	FT	REBS	PF	TP	A	TO	Bl	St	Min	
04 Nunn, Schaquilla	f	2-3	0-0	3-6	1-6-7	0	7	0	4	1	0	16
31 Nared, Jaime	f	2-10	1-3	6-8	1-5-6	3	11	2	1	0	4	31
21 Russell, Mercedes	c	7-13	0-0	3-5	5-5-10	3	17	2	1	1	1	36
0 Reynolds, Jordan	g	3-11	0-1	1-2	2-1-3	0	7	3	1	0	1	33
33 Middleton, Alexa	g	6-12	3-5	0-0	0-3-3	0	15	2	1	1	0	40
10 Jackson, Meme	1-3	0-1	0-0	0-0-0	0	2	0	0	0	0	0	5
11 DeShields, Diamond	4-12	0-2	7-7	2-9-10	2	15	9	4	0	1	1	35
13 Dunbar, Kortney	0-0	0-0	0-0	0-2-2	0	0	0	0	0	0	0	4
TEAM				1-1-2								1
Totals.....		25-64	4-12	20-28	12-31-43	8	74	18	12	3	7	200

TOTAL FG%	1st Half: 13-31 41.9%	2nd Half: 12-33 36.4%	Game: 39.1%
3-Pt. FG%	1st Half: 2-8 25.0%	2nd Half: 2-4 50.0%	Game: 33.3%
F Throw %	1st Half: 7-10 70.0%	2nd Half: 13-18 72.2%	Game: 71.4%

Officials: Brian Hall, Luis Gonzalez, Missy Brooks
 Technical fouls: Florida-None. Tennessee-Nared, Jaime.
 Attendance: 9968

Score by Periods	1st	2nd	3rd	4th	Total
Florida	22	10	22	16	70
Tennessee	13	22	21	18	74

Points in the paint-UF 46,UT 38. Points off turnovers-UF 12,UT 12.
 2nd chance points-UF 10,UT 12. Fast break points-UF 18-10, 9-6 SEC)
 Bench points-UF 20,UT 17. Score tied 8 times. Lead changed 9 times.
 Last FG-UF 4th-00:03, UT 4th-00:36.
 Largest lead-UF by 9 1st-00:41, UT by 6 2nd-01:48.
 UF led for 25:57. UT led for 09:21. Game was tied for 04:42.

KNOXVILLE, Tenn. -- A late run by Tennessee helped give the Lady Vols a 74-70 victory over the Florida Gators on Senior Night at Thompson-Boling Arena.

Mercedes Russell led UT's offense, getting her 16th double-double of the season, with 17 points and 10 rebounds. Diamond DeShields just missed a triple-double, posting 15 points, 10 rebounds and a career-high nine assists.

UT got a late push of momentum in the fourth quarter to come back from a seven-point deficit. Over the last 2:57 in the contest, Tennessee (18-10, 9-6 SEC) went on a 13-2 run, starting with a layup by Alexa Middleton. She brought energy to the offense in the second half, finishing with 15 points and converting a trio of 3-pointers.

A pair of free throws by senior Schaquilla Nunn sealed the victory for the Lady Vols with two seconds remaining to put the game out of reach. UT caught fire from the charity stripe in the fourth quarter, converting on 12 of 16 shots from the line.

Ronni Williams kept Florida (13-15, 4-11 SEC) alive, scoring 22 points and grabbing nine rebounds throughout the competition. The Gators finished on a 1-of-9 shooting slump to end the game.

The Lady Volunteers had a slow start in the first quarter with an 8-0 drought against Florida. Jaime Nared put UT on the board with two free throws after 4:29 minutes of play. Russell posted eight points to fuel Tennessee's offense.

The Lady Vols picked up momentum in the second quarter with a 16-6 run, giving them their first lead of the game. Nared and Russell led the UT offense with 16 points combined in the first half, as Tennessee took a 35-32 advantage into intermission.

The second half went back-and-forth, but a late push gave the Lady Vols the win on Senior Night in front of a crowd of 9,968.

GAME 29

#RV/RV UT at #3/2 Mississippi State // Feb. 26, 2017

Tennessee (19-10, 10-6)	FG	3PT	FT	REBS	PF	TP	A	TO	Bl	St	Min
31 Nared, Jaime	f 8-14	2-3	12-13	4-5-9	4	30	3	2	0	1	40
21 Russell, Mercedes	c 4-6	0-0	1-2	2-8-10	2	9	0	2	0	1	40
00 Reynolds, Jordan	g 6-13	2-4	3-4	1-7-8	2	17	3	4	0	1	40-
11 DeShields, Diamond	g 8-15	1-2	3-4	2-3-5	3	20	6	3	0	1	38
33 Middleton, Alexa	g 1-1	0-0	0-0	0-0-0	2	2	0	1	0	0	6
04 Nunn, Schaquilla	0-0	0-0	0-0	0-1	1	1	0	0	0	0	8
10 Jackson, Meme	2-4	0-0	0-0	0-2-2	3	4	2	1	0	1	28
TEAM				0-4-4							
Totals.....	29-53	5-9	19-23	9-30-39	17	82	14	13	0	5	200

TOTAL FG%	1st Half: 13-29 44.8%	2nd Half: 16-24 66.7%	Game: 54.7%
3-Pt. FG%	1st Half: 5-8 62.5%	2nd Half: 0-1 0.0%	Game: 55.6%
F Throw %	1st Half: 5-6 83.3%	2nd Half: 14-17 82.4%	Game: 82.6%

Mississippi St. (27-3, 13-3)	FG	3PT	FT	REBS	PF	TP	A	TO	Bl	St	Min
03 Breanna Richardson	f 3-9	0-2	1-1	3-3-6	2	7	1	2	0	1	24
45 Chinwe Okorie	c 0-3	0-0	0-2	1-0-1	1	0	0	0	0	0	15
00 Dominique Dillingham	g 2-6	0-1	3-4	0-1-1	4	7	1	0	0	0	28
02 Morgan William	g 3-9	0-1	4-4	0-1-1	1	10	4	3	0	1	31
35 Victoria Vivians	g 7-15	0-1	4-6	0-3-3	2	18	0	0	0	2	23
01 Blair Schaefer	1-1	0-0	0-0	1-1-2	0	2	0	1	0	0	6
04 Ameshya Williams	0-0	0-0	0-0	0-0-0	0	0	0	0	0	0	0+
10 Jazzmun Holmes	0-2	0-0	0-0	0-1-1	0	0	0	1	0	0	8
11 Roshunda Johnson	5-9	3-4	3-3	0-1-1	3	16	0	0	0	0	24
13 Ketara Chapel	1-2	1-1	0-0	0-0-0	2	3	0	0	0	1	16
15 Teaira McCowan	0-4	0-0	1-2	2-3-5	3	1	0	2	0	2	25
TEAM				3-2-5							
Totals.....	22-60	4-10	16-22	10-16-26	18	64	6	9	0	7	200

TOTAL FG%	1st Half: 8-34 23.5%	2nd Half: 14-26 53.8%	Game: 36.7%
3-Pt. FG%	1st Half: 0-6 0.0%	2nd Half: 4-4 100%	Game: 40.0%
F Throw %	1st Half: 4-7 57.1%	2nd Half: 12-15 80.0%	Game: 72.7%

Officials: Tina Napier, Maj Forsberg, Kevin Petthel
 Technical fouls: Tennessee-Jackson, Meme, Mississippi St.-Victoria Vivians.
 Attendance: 10500

Score by Periods	1st	2nd	3rd	4th	Total
Tennessee	18	18	24	22	82
Mississippi St.	8	12	26	18	64

Points in the paint-UT 34,MS 32. Points off turnovers-UT 13,MS 7.
 2nd chance points-UT 12,MS 4. Fast break points-UT 14,MS 4.
 Bench points-UT 4,MS 22. Score tied-2 times. Lead changed-1 time.
 Last FG-UT 4th-00:41, MS 4th-00:16.
 Largest lead-UT by 23 4th-01:33, MS by 2 1st-09:52.
 UT led for 38:07. MS led for 00:34. Game was tied for 01:19.

STARKVILLE, Miss. -- Tennessee earned one of the biggest wins of the Holly Warlick era, defeating #3/2 Mississippi State, 82-64, at Humphrey Coliseum.

Jaime Nared paved the way for UT's offense, dropping a career-high 30 points and nine rebounds. Diamond DeShields posted an all-around performance with 20 points, six assists and five rebounds.

The win marked the first victory over a Top-3 opponent on the road for Tennessee (19-10, 10-6 SEC) since the Lady Vols defeated No. 1 Duke, 72-69, on Jan. 24, 2004.

Jordan Reynolds also had a productive game, tying her career high in points with 17 to go along with eight rebounds and three assists.

Victoria Vivians led the Bulldogs (27-3, 13-3 SEC) with 18 points.

Tennessee's defense came ready to play out of the gate, holding the Bulldogs to 19 percent shooting and more than a four-minute scoring drought in the first quarter. Nared got off to a quick start on the offensive end of the court, posting nine points to lead UT to an 18-8 advantage at the end of the period.

The Lady Vols kept the pressure on in the second stanza, improving their lead to 16 points going into halftime, 36-20. Tennessee found success beyond the arc, draining four threes in the quarter. Reynolds dropped 10 points in the period to provide a spark on offense.

The third stanza was an offensive battle, as both teams shot over 70 percent from the field. Nared had nine points in the quarter. UT entered the fourth period with a 60-46 lead.

The Lady Vols closed out strong, shooting 50 percent in the final quarter to hand Mississippi State its first home loss of the season in front of a sellout crowd of 10,500.

GAME 30 - SEC SECOND ROUND

#5 Seed UT vs. #12 Seed Alabama // Mar. 2, 2017

Alabama (19-12)	FG	3PT	FT	REBS	PF	TP	A	TO	Bl	St	Min
01 Bolton, Quanetria	f 2-4	1-1	1-2	0-3-3	2	6	1	0	1	0	16
20 Williams, Ashley	f 5-9	0-0	0-0	3-6-9	1	10	1	1	0	0	25
23 Wade, Shaquera	f 5-7	0-0	2-2	0-1-1	3	12	1	1	1	1	26
03 Lewis, Jordan	g 1-8	1-2	7-8	1-4-5	0	10	8	5	0	0	37
11 Cook, Hannah	g 3-12	2-9	0-0	1-4-5	4	8	2	1	0	0	33
05 da Silva, Alana	0-1	0-0	0-0	0-2-0	0	0	0	0	0	0	7
13 Knight, Coco	0-3	0-2	0-0	1-0-1	0	0	0	0	0	0	5
15 Knight, Meoshonti	4-7	2-2	6-10	1-5-6	0	16	3	2	0	0	26
25 Knight, Ashley	5-8	0-0	0-0	2-9-11	5	10	0	1	6	0	25
TEAM				1-0-1							2
Totals.....	25-59	6-16	16-22	10-34-44	15	72	16	16	8	2	200

TOTAL FG%	1st Half: 9-30 30.0%	2nd Half: 16-29 55.2%	Game: 42.4%
3-Pt. FG%	1st Half: 1-8 12.5%	2nd Half: 5-8 62.5%	Game: 37.5%
F Throw %	1st Half: 3-4 75.0%	2nd Half: 13-18 72.2%	Game: 72.7%

Tennessee (19-11)	FG	3PT	FT	REBS	PF	TP	A	TO	Bl	St	Min
31 Nared, Jaime	f 5-13	0-1	1-2	1-6-7	4	11	3	0	1	0	40
21 Russell, Mercedes	c 7-15	0-0	2-4	3-9-12	5	16	0	2	0	0	37
00 Reynolds, Jordan	g 5-14	0-1	4-4	0-1-1	14	5	1	2	2	2	40
11 DeShields, Diamond	g 4-14	2-3	5-7	1-5-6	5	15	5	3	0	3	35
33 Middleton, Alexa	g 1-7	1-4	1-2	1-1-2	4	0	2	0	0	1	32
04 Nunn, Schaquilla	1-1	0-0	0-0	0-1-1	1	2	0	0	0	0	4
10 Jackson, Meme	1-3	0-0	0-0	0-1-1	3	2	0	0	0	0	12
TEAM				1-0-1							
Totals.....	24-67	3-9	13-19	7-24-31	21	64	15	8	3	6	200

TOTAL FG%	1st Half: 11-32 34.4%	2nd Half: 13-35 37.1%	Game: 35.8%
3-Pt. FG%	1st Half: 2-6 33.3%	2nd Half: 1-3 33.3%	Game: 33.3%
F Throw %	1st Half: 5-6 83.3%	2nd Half: 8-13 61.5%	Game: 68.4%

Officials: Dee Kantner, Bryan Entlerline, Gina Cross
 Technical fouls: Alabama-None. Tennessee-None.
 Attendance: 3746

Score by Periods	1st	2nd	3rd	4th	Total
Alabama	15	7	21	29	72
Tennessee	14	15	10	25	64

Points in the paint-UA 32,UT 34. Points off turnovers-UA 7,UT 11.
 2nd chance points-UA 15,UT 7. Fast break points-UA 0,UT 0.
 Bench points-UA 26,UT 4. Score tied-3 times. Lead changed-5 times.
 Last FG-UA 4th-02:45, UT 4th-00:18.
 Largest lead-UA by 8 4th-00:05, UT by 10 3rd-08:14.
 UA led for 14:51. UT led for 22:47. Game was tied for 02:22.

GREENVILLE, S.C. -- Despite a double-double by Mercedes Russell, Tennessee was never able to get in a consistent groove against Alabama in the second round of the SEC Tournament at Bon Secours Wellness Arena, falling 72-64.

Russell finished with 16 points and 12 rebounds in the contest, both of which were game highs. Diamond DeShields posted another all-around performance, totaling 15 points, six rebounds, five assists and three steals.

Jordan Reynolds and Jaime Nared also cracked double-digit scoring, with 14 and 11, respectively. Nared also added seven rebounds and three assists.

Five players reached double-digit scoring for the Crimson Tide, who were led by Meoshonti Knight's 16 points and six rebounds. Ashley Knight posted a double-double with 10 points and 11 rebounds as well as six blocks in the contest.

After taking an 11-5 lead early in the first quarter, the Tennessee offense had trouble getting shots to fall. The defense made up for it, though, as Alabama went on a 4-41 scoring drought. A late push by the Crimson Tide gave them a 15-14 lead after the first period.

The Lady Vols' strong defensive play continued in the second stanza, where Alabama was held to just seven points and 23.1 percent shooting for the quarter. Four of the five starters for UT scored at least five points in the first half, with DeShields leading the way with seven to go along with three rebounds and a pair of steals. Tennessee took a 29-22 lead into intermission.

The third quarter was all Alabama. After UT took a 34-24 lead, the Crimson Tide went on a 16-2 run to pull ahead of the Lady Vols, who shot 21.4 percent for the period. Tennessee trailed 43-39 going into the final quarter of play. The Lady Vols were never able to regain momentum in the game, dropping the second-round match-up to the Crimson Tide.

- GENERAL
- STAFF
- PLAYERS
- REVIEW
- HISTORY
- FACILITIES
- NCAA
- SEC
- RECORDS
- MEDIA INFO



GAME 31 - NCAA FIRST ROUND

#5 Seed UT vs. #12 Dayton // Mar. 18, 2017

Dayton (22-10)		FG	3PT	FT	REBS	PF	TP	A	TO	Bl	St	Min
11	HARRIS, Alex f	4-9	0-0	2-2	3-11	4	10	0	1	1	0	32
00	GRANT-ALLEN, Saichac	2-4	0-0	2-2	0-1	3	6	1	0	0	0	16
14	BURDETTE, Jenna g	3-15	1-6	0-0	0-3	2	7	3	1	0	0	28
22	AUSTRIA, Kelley g	4-11	0-2	1-2	2-3	5	3	9	3	2	1	34
34	LAYFIELD, JaVonnag	3-8	0-1	4-4	3-1	4	10	0	0	0	0	32
02	WILMOTH, Jordan	3-6	1-2	0-0	0-2	2	7	0	0	0	0	14
03	MACIOCE, Christy	0-1	0-1	0-0	0-0	0	0	0	0	0	0	1
10	CVITKOVIC, Andrijana	0-4	0-3	0-2	0-3	3	0	0	1	0	0	15
23	DENNIS, Maddy	0-0	0-0	0-0	1-1	2	0	0	1	0	0	1
24	CANNATELLI, Lauren	0-4	0-2	2-2	0-2	2	2	2	2	0	0	16
30	PARKINSON, Ashleigh	0-0	0-0	0-0	0-0	0	0	0	0	0	0	1
42	SCAIFE, Jayla	2-3	2-3	0-0	0-0	0	1	6	1	2	0	10
TEAM					3-0-3							
Totals.....		21-65	4-20	11-14	12-27	22	57	11	8	2	3	200

TOTAL FG%	1st Half: 10-31 32.3%	2nd Half: 11-34 32.4%	Game: 32.3%
3-Pt. FG%	1st Half: 3-13 23.1%	2nd Half: 1-7 14.3%	Game: 20.0%
F Throw %	1st Half: 6-8 75.0%	2nd Half: 5-6 83.3%	Game: 78.6%

Tennessee (20-11)		FG	3PT	FT	REBS	PF	TP	A	TO	Bl	St	Min
31	Nared, Jaime f	2-8	0-2	4-6	1-6	4	8	0	1	0	0	23
21	Russell, Mercedes c	4-8	0-0	6-8	1-9	10	14	1	2	1	1	33
00	REYNOLDS, Jordan g	1-6	0-1	1-2	0-1	1	3	3	0	1	2	38
11	DeShields, Diamondg	8-14	0-1	8-10	1-4	5	24	5	1	0	2	38
33	Middleton, Alexa g	0-2	0-0	1-2	0-3	2	1	0	0	0	0	26
04	NUNN, Schaquilla	6-10	0-0	2-5	7-8	15	14	0	3	0	0	25
10	Jackson, Meme	1-4	0-1	0-0	0-1	2	2	2	2	2	1	16
13	Dunbar, Kortney	0-0	0-0	0-0	0-0	0	0	0	0	0	0	1
TEAM					0-1							
Totals.....		22-52	0-5	22-33	10-33	43	66	9	9	4	6	200

TOTAL FG%	1st Half: 11-31 35.5%	2nd Half: 11-21 52.4%	Game: 42.3%
3-Pt. FG%	1st Half: 0-4 0.0%	2nd Half: 0-1 0.0%	Game: 0.0%
F Throw %	1st Half: 7-10 70.0%	2nd Half: 15-23 65.2%	Game: 66.7%

Officials: Billy Smith, Kathleen Lynch, Joseph Vaszly
 Technical fouls: Dayton-None. Tennessee-None.
 Attendance: 5441

Score by Periods	1st	2nd	3rd	4th	Total
Dayton	9	20	15	15	57
Tennessee	20	9	22	15	66

Points in the paint-DAYTON 30,UT 32. Points off turnovers-DAYTON 7,UT 10.
 2nd chance points-DAYTON 11,UT 10. Fast break points-DAYTON 4,UT 8.
 Bench points-DAYTON 15,UT 16. Score tied 5 times. Lead changed-3 times.
 Last FG-DAYTON 4th-00:17, UT 4th-04:22.
 Largest lead-DAYTON by 2 1st-09:46. UT by 14 1st-01:33.
 DAYTON led for 01:31. UT led for 36:27. Game was tied for 02:02.

LOUISVILLE, Ky. -- Diamond DeShields scored 24 points, and Mercedes Russell and Schaquilla Nunn posted double-doubles, leading Tennessee to a 66-57 win over Dayton in the first round of the 2017 NCAA Women's Basketball Tournament at the KFC Yum! Center.

The Lady Vols surged in the third quarter to take command of the game after an exciting a 29-29 first half. UT limited Dayton (22-10) to just 20 percent shooting (4-of-20) from 3-point range in the win.

DeShields was 8-of-14 from the floor and 8-of-10 at the free-throw line and added five rebounds and five assists. Russell posted 14 points and 10 rebounds for her 18th double-double of the year. Nunn had 14 points and matched her career high with 15 rebounds.

Alex Harris and JaVonna Layfield paced Dayton with 10 points each. Tennessee led 20-9 after the first quarter, thanks to a 13-5 run over the final 6:52. DeShields scored 10 points in the first quarter, including six during that run.

The Flyers came charging back in the second quarter. Dayton trailed by as many as 10 points before a layup by Kelley Austria sparked an 18-8 run to knot the game at 29-29 at the break. UT shot just 25 percent (4-of-16) from the floor in the second quarter, while Dayton connected at a 58.3-percent clip (7-of-12). DeShields led all players with 12 points at the half, and Nunn had eight.

The Lady Vols broke loose in the third quarter. A DeShields jumper sparked a 10-3 run over the final six minutes.

UT would not allow Dayton to climb back in the fourth, as the teams traded buckets over the final 10 minutes.

GAME 32 - NCAA SECOND ROUND

#5 Seed UT at #4 Seed Louisville // Mar. 20, 2017

Tennessee (20-12)		FG	3PT	FT	REBS	PF	TP	A	TO	Bl	St	Min
31	Nared, Jaime f	9-18	3-5	7-7	4-7	11	3	28	5	0	1	40
21	Russell, Mercedes c	4-9	0-0	3-6	2-11	3	11	3	2	2	0	40
00	REYNOLDS, Jordan g	1-6	0-1	0-0	3-8	11	3	2	4	2	0	140
11	DeShields, Diamondg	3-12	0-3	9-12	2-1	3	4	15	1	2	1	29
33	Middleton, Alexa g	2-7	1-4	0-0	0-2	0	5	3	1	0	1	26
04	NUNN, Schaquilla	0-2	0-0	0-0	1-1	1	0	0	0	1	0	3
10	Jackson, Meme	1-6	1-5	0-2	0-2	4	3	0	0	0	0	20
13	Dunbar, Kortney	0-0	0-0	0-0	0-0	0	0	0	0	0	0	2
TEAM					0-0							
Totals.....		20-60	5-18	19-27	12-31	43	18	64	11	13	4	200

TOTAL FG%	1st Half: 11-25 44.0%	2nd Half: 9-35 25.7%	Game: 33.3%
3-Pt. FG%	1st Half: 2-7 28.6%	2nd Half: 3-11 27.3%	Game: 27.8%
F Throw %	1st Half: 7-14 50.0%	2nd Half: 12-13 92.3%	Game: 70.4%

Louisville (29-7)		FG	3PT	FT	REBS	PF	TP	A	TO	Bl	St	Min
02	HINES-ALLEN, Myishaf	5-15	0-0	4-6	1-12	13	14	5	0	1	0	37
04	MOORE, Mariya f	1-10	5-5	0-2	5-4	3	19	4	2	0	0	40
13	WALTON, Cortnee f	0-0	0-0	0-0	0-0	2	0	1	0	0	0	8
21	SHOOK, Kylee f	3-8	1-2	0-0	1-4	2	7	1	0	0	0	26
25	DURR, Asia g	8-22	1-8	6-8	0-6	2	23	1	1	0	4	38
00	JACKSON, Briahanna	3-6	0-0	0-0	0-3	2	6	3	3	0	1	17
03	FUEHRING, Sam	2-3	0-1	0-0	0-0	0	4	0	1	0	0	7
10	ZAMBROTTA, Sydney	0-0	0-0	0-0	0-0	2	0	0	0	0	1	6
15	JOHNSON, Taylor	0-0	0-0	0-0	0-1	1	0	1	1	0	0	3
23	JONES, Jazmine	0-1	0-0	0-0	0-0	0	0	0	0	0	0	5
40	JOHNSON, Ciera	1-1	0-0	0-0	0-3	4	2	0	2	0	0	13
TEAM					1-0-1							
Totals.....		29-66	7-16	10-16	8-33	41	75	16	11	1	6	200

TOTAL FG%	1st Half: 15-33 45.5%	2nd Half: 14-33 42.4%	Game: 43.9%
3-Pt. FG%	1st Half: 4-9 50.0%	2nd Half: 3-8 37.5%	Game: 43.8%
F Throw %	1st Half: 1-2 50.0%	2nd Half: 9-14 64.3%	Game: 62.5%

Officials: Joseph Vaszly, Beverly Roberts, Tiara Cruse
 Technical fouls: Tennessee-None. Louisville-None.
 Attendance: 5698

Score by Periods	1st	2nd	3rd	4th	Total
Tennessee	21	10	16	17	64
Louisville	22	13	11	29	75

Points in the paint-UT 20,LOU 36. Points off turnovers-UT 16,LOU 11.
 2nd chance points-UT 7,LOU 5. Fast break points-UT 8,LOU 10.
 Bench points-UT 3,LOU 12. Score tied 3 times. Lead changed-12 times.
 Last FG-UT 4th-01:38, LOU 4th-00:10.
 Largest lead-UT by 3 1st-08:51, LOU by 11 4th-04:07.
 UT led for 06:15. LOU led for 31:43. Game was tied for 02:04.

LOUISVILLE, Ky. -- Jaime Nared had 28 points and 11 rebounds and Mercedes Russell added 11 points and 13 boards, but Tennessee could not survive Louisville's fourth-quarter surge as the No. 5 seed Lady Vols fell to the No. 4 seed Cardinals, 75-64, in the second round of the NCAA Tournament at the KFC Yum! Center.

Tennessee (20-12) held a 47-46 lead entering the fourth quarter, but the Lady Vols missed their first 12 shots of the final 10 minutes of the game while Louisville (29-7) swung momentum in its favor.

Nared's 28 points were the most she has ever scored in an NCAA Tournament game and her 11 boards tied for her most in NCAA play. She was 9-of-18 from the floor, 3-of-5 from 3-point range and a perfect 7-of-7 from the free-throw line.

Russell logged her 19th double-double of season and had three assists and two blocks. Diamond DeShields finished with 15 points, nine of which came in the second half.

Asia Durr led the way for Louisville with 23 points, scoring 14 after halftime. Mariya Moore added 19 points for UofL and was a perfect 5-of-5 from beyond the arc.

Louisville led for most of the first quarter before a DeShields layup at the 3:37 mark sparked a 10-3 lead that put the Lady Vols up, 21-20, with 25 seconds left. Louisville's Briahanna Jackson made a layup with four seconds remaining in the quarter to put the Cardinals back in front, 22-21. Nared scored nine points in the first quarter.

UofL took a 35-31 lead into halftime. Nared led the Lady Vols with 15 points at the half. Tennessee committed seven first-half turnovers and struggled at the free-throw line, making just seven of 14 attempts.

The Lady Vols scored five quick points to start the second half. In the first minute of the third quarter, Alexa Middleton made a layup and Nared knocked down a 3-pointer to give UT a brief 36-35 lead. With under three minutes left in the third quarter, Nared connected on another 3-pointer from the top of the arc to start a quick 7-0 run and Tennessee took a 47-46 advantage into the fourth.

Moore opened the fourth quarter on fire and Louisville seized control of the game. She scored eight quick points, including on a pair of 3-pointers, to put the Cardinals back in front, 54-47. The Lady Vols fought back in the final five minutes, twice erasing double-digit deficits to get to within six points. Louisville pulled away in the closing seconds as Durr made two free throws with 19 seconds left and Myisha Hines-Allen made a layup with 10 seconds remaining.



HISTORY

ALL-TIME ROSTER

A									
Jody Adams	3	1989-93	Graduate	Cleveland, TN/Bradley Central	G	5-5	107	6.7	1.7
Nicky Anosike	55	2004-08	Graduate	Staten Island, NY/St. Peter's	F/C	6-4	146	7.5	6.3
Alberta Auguste	33	2006-08	Graduate	Marrero, LA/John Ehret	F	5-11	75	5.1	2.6
Lauren Avant	12	2010-11	Transfer	Memphis, TN/Lausanne Collegiate School	G	5-9	19	2.6	1.3

B									
Suzanne Barbre	34	1974-78	Graduate	Morristown, TN/Morristown West	G	5-8	64	13.5	4.2
Briana Bass	1	2008-12	Graduate	Indianapolis, IN/North Central	G	5-2	118	2.1	0.8
Vicki Baugh	21	2007-12	Graduate	Sacramento, CA/Sacramento	F	6-4	111	5.8	5.1
Angie Bjorklund	5	2007-11	Graduate	Spokane Valley, WA/University	G/F	6-0	132	11.1	2.9
Shannon Bobbitt	00	2006-08	Graduate	New York, NY/Bergtraum	G	5-2	74	9.3	2.3
Cindy Boggs	24	1974-75	Graduate	Ducktown, TN	G	5-6			
Fonda Bondurant	12	1975-77	Graduate	South Fulton, TN/South Fulton	G	5-6	30	2.1	0.9
Sherry Bostic	14	1984-86	Transfer	LaFollette, TN/Campbell County	F	5-11	51	3.1	1.9
Nancy Bowman	12	1972-75	Graduate	Lenoir City, TN	G	5-3			
Gina Bozeman	20	1981	Transfer	Sylvester, GA/Worth Academy	G	5-6	8	1.3	0.4
Dianne Brady	20	1973-75	Graduate	Calhoun, TN	G	5-2			
Alyssia Brewer	33	2008-11	Transfer	Sapulpa, OK/Sapulpa	F	6-3	87	6.9	4.6
Cindy Brogdon	44	1977-79	Graduate	Buford, GA/Greater Atlanta Christian	F	5-10	70	20.8	6.0
Cierra Burdick	11	2011-15	Graduate	Charlotte, NC/Butler	F	6-2	132	8.1	6.0
Niya Butts	3	1996-00	Graduate	Americus, GA/Americus	F	6-0	111	2.3	1.2
Tasha Butts	3	2000-04	Graduate	Milledgeville, GA/Baldwin County	G	5-11	141	6.4	3.8

C									
Kelley Cain	52	2007-11	Graduate	Atlanta, GA/St. Pius X	C	6-6	92	8.6	6.2
Nikki Caldwell	33	1990-94	Graduate	Oak Ridge, TN/Oak Ridge	G	5-11	126	5.9	2.2
Sonya Cannon	51	1981-85	Graduate	Maryville, TN/Maryville	F	5-8	21	0.7	0.4
Abby Canon	12	2004-05	Transfer	Shelbyville, TN/Shelbyville Central	G	5-8	7	0.0	0.1
Amanda Canon	11	1998-02	Graduate	Shelbyville, TN/Shelbyville Central	F	5-11	42	0.8	0.4
Andraya Carter	14	2012-16	Graduate	Flowery Branch, GA/Buford	G	5-9	113	6.4	2.6
Tamara Carver	50	1990-91	Transfer	Cosby, TN/Cosby	G	5-6	4	1.0	0.3
Kelli Casteel	34	1988-92	Graduate	Maryville, TN/Maryville	C	6-2	129	6.5	3.4
Tamika Catchings	24	1997-01	Graduate	Duncanville, TX/Duncanville	F	6-1	127	16.6	7.9
Lesia Cecil	51	1985-86	Graduate	Helenwood, TN/Scott County	G	5-2	4	0.8	0.3
Daedra Charles	32	1988-91	Graduate	Detroit, MI/St. Martin de Porres	C	6-3	105	14.2	8.2
Becky Clark	24	1979-80	Transfer	Memphis, TN/Bishop Byrne	F	5-8	10	1.6	1.0
Regina Clark	5	1988-92	Graduate	Saginaw, MI/Buena Vista	G	5-8	109	3.6	1.4
Kristen "Ace" Clement	33	1997-01	Graduate	Broomall, PA/Cardinal O'Hara	G	5-11	136	5.8	2.4
Susan Clower	34	1978-82	Graduate	Kingston, TN/Roane County	G	5-9	139	3.0	1.9
Lynne Collins	40	1980-84	Graduate	Blacksburg, VA/Blacksburg	F	6-0	126	4.8	3.0
Shelia Collins	30	1981-85	Graduate	Colbert, GA/Madison County	G	5-9	104	13.6	6.0
Abby Conklin	52	1993-97	Graduate	Charlestown, IN/Charlestown	F	6-3	143	8.6	3.9
Pam Cook	42	1982-83	Quit	Duluth, GA/North Gwinnett	G	5-7	27	3.8	2.2
Te'a Cooper	20/2	2015-17	Transfer	Powder Springs, GA/McEachern	G	5-8	36	8.6	1.9
Elizabeth Curry	10	2006-07	Graduate	New Virginia, IA/Interstate 35	G	5-6	14	0.4	0.0
Bev Curtis	51	1979	Quit	Acworth, GA/Etowah	F	6-0	6	4.0	2.0

D									
Latina Davis	5	1992-96	Graduate	Winchester, TN/Franklin County	G	5-6	136	9.2	4.0
LaToya Davis	4	2000-04	Graduate	Forsyth, GA/Mary Persons	F	6-0	128	3.6	2.1
Rennia Davis	0	2017-	Active	Jacksonville, FL/Ribault	F	6-2			
Susie Davis	20	1976-79	Graduate	Hohenwald, TN/Lewis County	F	5-8	69	1.7	1.5
Freda DeLozier		1975	Graduate						
Diamond DeShields	10/11	2014-17	Graduate	Norcross, GA/Norcross	G	6-1	65	15.7	5.7
Rochone Dilligard	42	1991-94	Graduate	Lebanon, TN/Lebanon	F	6-1	44	2.2	1.8
Gail Dobson	52	1971-75	Graduate	Greeneville, TN	C	5-10			
Sybil Dosty	33	2004-05	Transfer	Tucson, AZ/Salpointe	C	6-3	62	2.8	2.7
Kortney Dunbar	13	2014-	Active	Edwardsville, IL/Edwardsville	F	6-2	71	2.9	1.6
Faith Dupree	34	2009-10	Transfer	Knoxville, TN/The Webb School	F/C	6-3			
Kris Durham	23	1987-89	Transfer	Dunellen, NJ/Union Catholic	G	5-8	36	5.9	1.4

E									
Sarah Edwards	31	1998-01	Graduate	Sevierville, TN/Sevier County	G/F	5-11	36	1.6	0.4
Tonya Edwards	33	1986-90	Graduate	Flint, MI/Northwestern	G	5-10	121	10.5	3.5
Cindy Ely	55	1977-81	Graduate	Canton, GA/Cherokee	C	6-2	128	5.0	4.6
Shyra Ely	43	2001-05	Graduate	Indianapolis, IN/Ben Davis	F	6-2	139	12.0	6.8
Kyra Elzy	5	1996-01	Graduate	LaGrange, KY/Oldham County	G/F	6-1	126	4.5	3.0
Peggy Evans	20	1990-93	Transfer	Detroit, MI/Country Day	C	6-0	94	11.5	6.1

F									
Sherri Fancher	14	1976-79	Graduate	Knoxville, TN/Sevier County	G	5-7	82	1.7	1.0
Tye'sha Fluker	50	2002-06	Graduate	Pasadena, CA/John Muir	C	6-5	140	6.3	4.0
Susan Foulds	13/42	1979-81	Graduate	Annandale, VA/Thomas Jefferson	F	5-11	29	1.1	1.0
Valerie Freeman	42	1983-85	Medical	Milledgeville, GA/Baldwin County	F	6-0	58	6.2	3.5

ALL-TIME ROSTER (CONTINUED)

Sheila Frost	12	1985-89	Graduate	Pulaski, TN/Giles County	C	6-4	138	13.0	7.6
Alex Fuller	44	2004-09	Graduate	Shelbyville, TN/Shelbyville Central	F	6-3	139	5.5	3.8
G									
Amy Gamble	53	1983-84	Transfer	Glendale, W.VA/John Marshall	F	5-10	42	3.1	3.1
Marci Garner	40	1974-76	Graduate	Maryville, TN	F	5-8			
Teresa Geter	40	1997-99	Transfer	Columbia, SC/Columbia	C	6-3	67	6.1	4.7
Bridgette Gordon	30	1985-89	Graduate	DeLand, FL/DeLand	F	6-0	137	17.9	6.7
Bashaara Graves	12	2012-16	Graduate	Clarksville, TN/Clarksville	F	6-2	139	10.9	7.5
Liza Graves	12	1975-78	Graduate	Knoxville, TN/Central	G	5-5	14	0.3	0.5
Amber Gray	10	2008-10	Transfer	West Chester, OH/Lakota West	F	6-1	27	2.7	1.9
Cheridene Green	15	2016-	Active	London, ENG/Harris Acad. Beckenham	F	6-3			
Kathie Greene	52	1975-76	Graduate	New Market, TN	C	6-1			
Misty Greene	13	1995-98	Graduate	Decatur, TN/Meigs County	G	5-9	82	3.3	1.1
Debbie Groover	52	1977-81	Graduate	Canton, GA/Cherokee	C	6-0	139	11.4	6.9
Aubrey Guastalli	31	2004-05	Graduate	Westwood, MA/Westwood	G	5-6	8	0.0	0.1
H									
Tanya Haave	24/45	1980-84	Graduate	Evergreen, CO/Evergreen	F	6-2	128	13.8	5.9
Leanne Hance	15	1977-78	Quit	Morristown, TN/Morristown West	F	5-7	14	1.2	1.1
Jerilyn Harper	31	1978-79	Transfer	Jefferson City, TN/Jefferson Co.	C	6-1	37	9.9	4.6
Kamera Harris	5	2016-	Active	Hampton, GA/Dutchtown	C	6-3	7	1.1	1.3
Isabelle Harrison	20	2011-15	Graduate	Nashville, TN/Hillsboro	C	6-3	112	9.6	6.9
Lisa Harrison	21	1989-93	Graduate	Louisville, KY/Southern	F	6-0	130	8.7	6.3
Pat Hatmaker	20/24	1980-84	Graduate	Knoxville, TN/Karns	G	5-8	128	3.5	1.4
Debbie Hawhee	52	1988-92	Graduate	Greeneville, TN/South Greene	F	6-1	107	3.0	1.7
Anastasia Hayes	1	2017-	Active	Murfreesboro, Tenn./Riverdale	G	5-7			
Dena Head	11	1988-92	Graduate	Canton, MI/Plymouth-Salem	G	5-11	135	11.0	4.8
Lea Henry	44	1979-83	Graduate	Damascus, GA	G	5-4	134	8.4	1.8
Chamique Holdsclaw	23	1995-99	Graduate	Astoria, NY/Christ the King	F	6-2	148	20.4	8.8
Alexis Hornbuckle	14	2004-08	Graduate	Charleston, WV/South Charleston	G	5-11	138	9.7	5.4
Karla Horton	55	1984-87	Graduate	Kershaw, SC/Andrew Jackson	C	6-2	99	9.4	7.8
J									
Brittany Jackson	25	2001-05	Graduate	Cleveland, TN/Bradley Central	F	6-0	134	6.9	1.9
Gwen Jackson	13	1999-03	Graduate	Eufaula, AL/Eufaula	F	5-2	137	11.0	5.7
Meme Jackson	10	2015-	Active	Murfreesboro, TN/Blackman	G/F	6-11	53	3.2	1.3
Marlene Jeter	15	1990-92	Graduate	Carlisle, SC/Union	F	6-0	29	3.2	2.2
Dana Johnson	53	1991-95	Graduate	Baltimore, MD/Western	C	6-2	133	12.2	7.8
Glory Johnson	25	2008-12	Graduate	Knoxville, TN/The Webb School	F	6-3	141	11.7	8.6
Michelle Johnson	00/44	1993,95	Medical	Shelbyville, TN/Shelbyville Central	F	6-0	38	3.1	2.8
Tiffany Johnson	4	1994-97	Graduate	Charlotte, NC/Garinger	C	6-4	110	8.9	6.8
Kellie Jolly	14	1995-99	Graduate	Sparta, TN/White County	G	5-10	132	6.8	1.9
Jasmine Jones	2	2012-16	Graduate	Madison, AL/Bob Jones	F	6-2	82	5.2	3.8
K									
Janice Koehler	14	1974-76	Graduate	Nashville, TN	G	5-6			
Kasiyahna Kushkituah	11	2017-	Active	Atlanta, GA/St. Francis	C	6-4			
L									
Tammy Larkey	52	1981-83	Transfer	Gray, TN/Daniel Boone	C	6-5	42	4.8	3.6
Kara Lawson	20	1999-03	Graduate	Alexandria, VA/West Springfield	G	5-8	143	13.6	4.3
Brynae Laxton	31	1995-98	Graduate	Oneida, TN/Oneida	F	6-0	99	2.7	2.2
Cheryl Littlejohn	44	1983-87	Graduate	Gastonia, NC/Hunter Huss	C	6-3	118	2.3	1.5
M									
Alicia Manning	15	2008-12	Graduate	Woodstock, GA/Etowah	F	6-1	139	4.5	3.9
Michelle Marciniak	3	1993-96	Graduate	Macungie, PA/Allentown Ctr. Cath.	G	5-9	104	9.7	2.5
Pam Marr	10	1982-86	Graduate	Winter Park, FL/Winter Park	G	5-6	132	1.9	1.0
Dawn Marsh	4	1984-88	Graduate	Alcoa, TN/Alcoa	G	5-6	132	5.6	1.7
Ariel Massengale	5	2011-15	Graduate	Bolingbrook, IL/Bolingbrook	G	5-7	122	9.5	2.6
Melissa McCray	35	1985-89	Graduate	Johnson City, TN/Science Hall	G	5-10	139	6.3	2.7
Nikki McCray	23	1991-95	Graduate	Collierville, TN/Collierville	F	5-11	127	12.4	5.3
Courtney McDaniel	34/42	2000-04	Graduate	Bristol, TN/Tennessee	C/F	6-1	101	3.5	2.7
April McDivitt	10	1999-02	Transfer	Connersville, IN/Connersville	G	5-8	104	5.0	1.5
Carla McGhee	24	1986-90	Graduate	Peoria, IL/Manual	F	6-3	101	6.1	5.1
Lisa McGill	24	1976-79	Graduate	Gatlinburg, TN/Sevier County	F	5-10	50	5.9	4.6
Cait McMahan	2	2006-09	Medical	Maryville, TN/Heritage	G	5-4	44	2.8	1.2
Alexa Middleton	33	2014-17	Active	Murfreesboro, TN/Riverdale	G	5-9	97	4.9	1.7
Laurie Milligan	11	1994-98	Graduate	Tigard, OR/Tigard	G	5-8	102	3.6	1.1
Zandra Montgomery	30	1977-79	Graduate	Cleveland, TN/Bradley Central	F	5-10	65	10.0	4.8
Nicci Moats	34	2006-07	Transfer	Daleville, VA/Lord Botetourt	F	6-2	9	0.8	0.9
Loree Moore	21	2001-05	Graduate	Lakewood, CA/Narbonne	G	5-9	118	6.1	3.8
Nia Moore	21/1	2012-16	Graduate	Chicago, IL/Bolingbrook	C	6-3	101	3.2	2.3
Pearl Moore	42	1987-90	Graduate	Harriman, TN/Harriman	F	6-2	39	3.0	2.7
Tasheika Morris	12	1999-00	Transfer	Huntsville, AL/Butler	F	6-0	23	2.2	0.8

GENERAL

STAFF

PLAYERS

REVIEW

HISTORY

FACILITIES

NCAA

SEC

RECORDS

MEDIA INFO



HISTORY

ALL-TIME ROSTER (CONTINUED)

Karen Morton	50	1982-83	Transfer	Lake City, TN/Lake City	C	6-3	21	11.7	5.5
Lindsey Moss	21	2005-06	Transfer	Alpharetta, GA/Chattahoochee	G	6-1	28	2.0	0.7
Sabrina Mott	40	1986-87	Graduate	Brentwood, TN/Brentwood	G	5-9	10	0.7	0.4
Michelle Muñoz	14	2001-02	Transfer	Mason, OH/Mason	F	6-1	27	3.7	2.0

N

Jaime Nared	31	2014-	Active	Portland, OR/Westview	G/F	6-2	95	9.6	5.0
Cindy Noble	32	1978-81	Graduate	Clarksburg, OH/Adena	C	6-5	103	15.2	7.1
Schaquilla Nunn	4	2016-17	Graduate	Fayetteville, GA/Fayette County/Winthrop	F	6-3	32	4.8	4.5

O

Kathy O'Neil	40	1976-80	Graduate	Newport, TN/Cocke County	F	5-11	137	5.2	3.5
Mary Ostrowski	14	1980-84	Graduate	Parkersburg, WV/Parkersburg Catholic	F/C	6-2	125	13.8	8.0

P

Candace Parker	3	2004-08	Graduate	Naperville, IL/Naperville Central	F	6-4	110	19.4	8.8
Jane Pemberton	44	1975-76	Graduate	Deer Lodge, TN	C	5-10			
Jasmine Phillips	1	2012-13	Transfer	Hartsville, SC/Hartsville	G	5-10	12	1.9	0.9
Shalon Pillow	50	1998-02	Graduate	Addyston, OH/Taylor	C	6-3	108	2.7	1.5

R

Semeka Randall	21	1997-01	Graduate	Cleveland, OH/Trinity	G	5-10	140	13.7	5.1
Jill Rankin	13	1979-80	Graduate	Phillips, TX/Phillips	C	6-3	38	19.2	7.3
Linda Ray	23/35	1981-85	Graduate	Norris, TN/Norris	F	5-9	19	1.1	0.8
Dominique Redding	13	2003-07	Graduate	Clearwater, FL/Clearwater	F	6-1	130	3.3	1.3
Jordan Reynolds	0	2013-17	Graduate	Portland, OR/Central Catholic	G	5-11	135	5.7	3.6
Emily Roberts	52	1976-77	Graduate	Sharon, TN/Westview	C	5-9	25	2.8	2.3
Patricia Roberts	44	1976-77	Graduate	Monroe, GA/Monroe	F/C	6-1	33	29.9	14.2
Ashley Robinson	33/43	2000-04	Graduate	Grand Prairie, TX/South Gr.	C	6-5	132	7.0	5.1
Mercedes Russell	21	2013-	Active	Springfield, OR/Springfield	C	6-6	103	10.6	7.6

S

Debbie Scott	50	1988-90	Transfer	Gallatin, TN/Gallatin	F	6-0	70	4.7	1.9
Joy Scruggs	22	1971-75	Graduate	Cleveland, TN	G	5-3			
Jan Seay	31	1977-78	Quit	Albany, GA/Albany	F	5-8	3	0.7	0.0
Shelley Sexton	23	1983-87	Graduate	Lake City, TN/Anderson County	G	5-7	112	8.5	2.5
Meighan Simmons	10	2010-14	Graduate	Cibolo, TX/Byron P. Steele II	G	5-9	143	14.4	2.8
Sydney Smallbone	20	2007-11	Graduate	Granger, IN/St. Joseph's	G	5-10	106	2.5	0.9
Kim Smallwood	10	1995-96	Transfer	Richmond, TX/Lamar Consolidated	F	5-10	21	2.0	1.4
Melissa Smith	44	1989-90	Transfer	Schofield, WI/D.C. Everest	C	6-2	25	1.4	1.2
Tanika Smith	25	1993-95	Transfer	Knoxville, TN/Central	C	5-8	39	1.1	0.6
Michelle Snow	00	1998-02	Graduate	Pensacola, FL/Pensacola	C	6-5	137	10.9	6.5
Kristie Snyder	15	1983-84	Graduate	Knoxville, TN/Bearden	G	5-6	6	0.7	0.3
Taber Spani	13	2009-13	Graduate	Lee's Summit, MO/Home Schooled	G	6-1	132	8.0	3.6
Sidney Spencer	1	2003-07	Graduate	Hoover, AL/Hoover	F/C	6-3	133	8.2	3.8
Kathy Spinks	11	1984-88	Graduate	Forest Hills, KY/Belfrey	C	6-2	125	4.7	3.0
LaShonda Stephens	34	1996-00	Graduate	Woodstock, GA/Sequoyah	C	6-3	92	2.5	1.9
Shekina Stricklen	40	2008-12	Graduate	Morrilton, AR/Morrilton	G/F	6-2	139	13.5	6.5

T

Sue Thomas	30	1974-77	Graduate	Maryville, TN/Everett	F	5-8	33	11.3	6.1
Pashen Thompson	44	1993-97	Graduate	Philadelphia, MS/Philadelphia	C	6-1	130	7.4	6.3
Mina Todd	23	1980-81	Transfer	Murray, KY/Calloway County	G	5-10	9	4.5	2.0
Paula Towns	51/55	1980-84	Graduate	Fort Valley, GA/Peach County	F	6-1	117	9.5	6.5
Gay Townson	14	1986-87	Graduate	Loudon, TN/Loudon	F	5-9	10	0.8	0.2
Jannah Tucker	4	2013-15	Transfer	Baltimore, MD/New Town	G	6-0	2	0.0	0.5
Jennifer Tuggle	32	1984-88	Graduate	Etowah, TN/McMinn Central	F	6-2	97	4.6	2.4

W

Vonda Ward	24	1991-95	Graduate	Northfield, OH/Trinity	C	6-6	125	6.7	5.6
Holly Warlick	22	1976-80	Graduate	Knoxville, TN/Bearden	G	5-7	141	6.4	3.5
Jackie Watson	32	1974-77	Graduate	Crossville, TN/Cumberland County	F	5-8	33	4.9	3.8
Lisa Webb	34	1983-88	Graduate	Milledgeville, GA/Baldwin County	F	5-9	113	6.4	4.1
Evina Westbrook	2	2017-	Active	Salem, OR/South Salem	G	6-0			
Sa'de Wiley-Gatewood	15	2004-05	Transfer	Pomona, CA/Lynwood	G	5-9	22	5.6	2.0
Kamiko Williams	4	2009-13	Graduate	Clarksville, TN/Northeast	G	5-11	128	5.5	2.9
Tiffany Woosley	10	1991-95	Graduate	Shelbyville, TN/Shelbyville Central	G	5-6	104	10.5	2.2

Z

Shanna Zolman	5	2002-06	Graduate	Syracuse, IN/Wawasee	G	5-10	144	11.8	2.5
---------------	---	---------	----------	----------------------	---	------	-----	------	-----

*CD = Completing Degree

THE EARLY YEARS

The following is a list of all women known to have been a member of a University of Tennessee women's basketball team between 1903 and 1974. Years of participation refer to the end of that academic year, the conclusion of the season. This list, compiled from all available sources, is not assumed to be complete or even necessarily correct.

■ THE PLAYERS

ANDERTON, Billye 1969-70	HAPE, Nelle 1920	RHEA, Colleen 1926
ANDERTON, Mary 1926	HARBERT, Florine 1924-25	RICE, Genevieve 1907-08
ARGERA, — 1971	HARDIN, Mary 1909	ROCKWELL, Katherine 1920
AYCOCK, Mary or Pauline 1922	HARRIS, Anne 1925	ROEHL, Winona 1905
BAIRD, Evelyn 1924-25-26*	HAZELWOOD, Margaret 1924-25	SCARBROUGH, Ann 1971
BARFIELD, Carol 1971	HIBLER, Mary Dell 1969*-70	SCHULTZE, Sue 1973-74
BAUMAN, Harriet 1904	HICKEY, Gayle 1970-71	SCOTT, Gloria 1972-73-74
BEAN, Lucille 1926	HICKS, Agnes 1925-26	SCOTT, Virginia 1920*
BLAIR, Annis or Sara 1922	HILL, Jane 1969	SHANTON, Mary Moore 1926
BLANTON, Mary Virginia 1926	HITE, Maude 1904-05-07	SMALLEY, Louise 1923
BOND, Nell 1924	HOBBS, Terry 1973	SMARTT, Jane 1965 to 68
BORTHICK, Melinda 1972-73-74	HOHNE, Maria 1974	SMITH, Maud Walker 1924
BRIMI, Barbara 1965 to 68	HOOD, Grace 1905-06-07*-08*	STARK, Margaret 1920
BRYANT, Marjorie 1922-23	HOPSON, Trixie 1923	STOKELY, Anna 1923
BURDICK, Kathleen 1922	HOUSE, Mary 1920	STOLTZFUS, Christine 1909
CABLE, Catherine 1926	HULING, Fannie 1924-25	STRADLEY, Mildred 1923-24-25-26
CALDWELL, Linda 1969-70	JARDET, Jan 1969-70-71-72*	THOMPSON, — 1969
CAPPS, Ethel 1926	JARRELL, Jackie 1970	THORNBURGH, Laura 1903-04
CARLETON, Adaline 1925	JETER, Gladys 1920	TODD, Nannie 1906
CAROTHERS, Hattie 1922	JOHNSON, Mary 1920	TREADWELL, Mary 1903
CARTER, Sandy 1974	KEHR, Florence 1910	UPCHURCH, Catherine 1926
COLE, Susie 1970	KEHR, Marguerite 1909-10	VANNEMAN, Agnes 1920
CONLEY, Ruby 1924-25	KELLER, Maude 1903	WADE, Daisy 1906
COOKE, Mary 1925	LACY, Louise 1926	WALDROP, Eve 1971
COOLEY, Elizabeth 1905	LEE, Ann 1969	WARD, Sadie 1904
COOPER, Mary 1906	LENAHAN, Kyran 1973-74	WATKINS, Sarah 1923-25
COPLEY, Marie 1972	LOVELACE, Inez 1924-25*	WAYLAND, Edith 1907
CRESTLA, — 1926	LOWE, Alberta 1920	WELLER, Helen 1924*
CROW, Mabel 1925	LYMAN, Jessica 1910*	WEYLAND, Anna 1906
CROW, Dona 1971	MABRY, Evelyn 1926	WHITE, Becky 1926
DAHNIKE, Marjorie 1926	McCRACKEN, Jennilee	WILLIAMS, Frances 1924-25-26
DAMON, Myrtle 1907	1922-23-24-MG25	WILLIAMS, Jane 1903-04
DANIEL, Mary 1910	McINTIRE, Blanch 1903	WILLIAMS, Katherine 1903*
D'ARDELL, Verdi 1922	McNABB, Leta 1910	WINGATE, Marion 1923
DAVIS BAXTER, Carolyn 1963	MILLER, Bertha Rose 1906	WYATT, Margie 1971
DAVIS, Marjorie 1907-08-10	MILLER, Grace 1907-08-09	YOUNG, Elizabeth 1926
DeGOLIA, Fannie 1903-04	MINTON, Lucille 1926	YOW, Venessa 1972
DODD, Lillian 1905	MORGAN, Lucy 1920-22	
DOZIER, Mary 1926	MORIARTY, Lois 1923	
DUNBAR, Jackie 1974	MORRILL, Jenny 1904*	
DUNN, Barbara 1972-73	NELSEN, Gretchen 1909-10	
ELKINS, Catherine 1925	NICKERSON, Margaret 1910	
ELLIS, Mary 1926	PASCHALL, Debbie 1972-73	
FERRIS, Elizabeth 1924-25	PAYNE, Diane 1971	
FOX, — 1924	PEMBERTON, Lynn 1972-73	
FRAZIER, Claudia 1908-09*	PERKINS, Alice 1907-08	
FRITZ, Ruthie 1969-70	PERKINS, Margaret 1905-06	
FULLER, Aimee 1974	PETRONE, Patty 1973	
GARTH, Jeanie 1920*	PIERCE, Patty 1969	
GILDERSLEEVE, Mabel 1904-06-07	PIETY, Linda 1970	
GOODWIN, Carol 1963	POLK, Essie 1905*-06*	
GRAVES, Patricia 1971	POPE, Anne 1922-23	
GREEN, Brenda 1963 to 66	POWELL, Lou Ann 1969-70	
GREGORY, Gloria 1963 to 66	PRESTLEY, Lelia 1926	
GROVES, Sue 1974	PRUETT, Diane 1971	
HALL, Jennifer 1969	PULLIN, Burline 1972	

italics indicate estimated years

* - team captain

GENERAL

STAFF

PLAYERS

REVIEW

HISTORY

FACILITIES

NCAA

SEC

RECORDS

MEDIA INFO



HISTORY

ALL-TIME LADY VOL COACHES

Name	Years	Yrs.	Won	Lost	Tie	Pct.	Name	Years	Yrs.	Won	Lost	Tie	Pct.
Katherine Williams	1903	1	0	2	0	.000	Joan Cronan	1969-70	2	8	10	0	.444
Jenny Morrill	1904	1	0	2	0	.000	Margaret Hutson	1971-74	4	60	19	0	.759
L.T. Bellmont	1905	1	0	4	0	.000	Pat Head Summitt	1974-2012	38	1,098	208	0	.841
Essie Polk	1906	1	0	3	0	.000	Holly Warlick	2012-	5	128	46	0	.736
T.S. Myers	1907	1	1	1	0	.500	TOTALS	72 years		1,319	312	2	.808
W.C. Burnley	1908	1	1	2	0	.333	17 coaches in 72 seasons entering 2017-18						
Andrew Weisenberg	1909	1	1	1	1	.500	* No schedules or results available						
Howard Sandburg	1909-10	1	0	2	0	.000	NOTE: The 1,319 victories establish the University of Tennessee as the all-time winningest program in NCAA Division I women's basketball history.						
Mary Douglas Ayres	1920	1	2	3	0	.400							
Mabel Miller	1922-23	2	4	2	0	.667							
Fay Morgan	1924	1	4	3	0	.571							
Ann Huddle	1925-26	2	12	4	1	.735							
Nancy Lay	1960-68	9	*	*	*	***							

ALL-TIME ASSISTANTS & STAFF

COACH	POSITION	YEARS
Jane Albright	Graduate Assistant	1981-83
Kathy Allen	Graduate Assistant	2002-04
Janet Allman	Graduate Assistant	1983-84
Debbie Ayers	Volunteer Assistant	1989-90
Josh Baney	Graduate Assistant/Video Coord.	2012-13/2013-14
Journey Beard	Volunteer Assistant	1982-83
Michael Beaumont	Dir. of BB Ops.	2012-present
Alysiah Bond	Dir. of BB Ops.	1998-01
Josh Boucher	Graduate Assistant/Video Coord.	2014-17
Al Brown	Assistant	1995-02
Greg Brown	GA/Assistant	2002-03/2003-04
Tasha Butts	Graduate Assistant	2004-05
Nikki Caldwell	GA/Assistant	1998-99/2002-08
Daedra Charles-Furlow	Assistant/Dir. of Char. Dev.	2008-10/2010-12
Shelia Collins	Graduate Assistant	1986-87
Loretta Coughlin	Volunteer Assistant	1980-81
Tony Cross	Volunteer Assistant	1983-84
Elizabeth Curry	Graduate Assistant	2007-09
Nancy Darsch	Assistant	1978-85
Mickie DeMoss	Asst./Assoc. Head/Asst	1985-2001/2001-03/2010-12
Sherry Dihel	Vol. Admin. Asst.	1997-98
Danielle Donehew	Graduate Assistant/ Dir. of BB Ops.	2001-03/2003-08
Dustin Edwards	Video Coordinator	2010-11
Angel Elderkin	Graduate Assistant/Video Coord.	2005-06/2006-07
Kyra Elzy	Assistant/Assoc. Head	2012-2015/2015-16
Heather Ervin	Dir. of Recruit. Ops./Player Personnel	2016-present
Michael Fahey	Video Coordinator	2011-13
Stephanie Glance	Special Asst./Assistant	2009-10
Bridgette Gordon	Assistant	2017-present
Kathy Harston	Dir. Of BB Ops.	2008-12
Sylvia Hatchell	Graduate Assistant	1974-75
David Head	Graduate Assistant	2003-05
Lea Henry	Graduate Assistant	1984-85
Elizabeth Jackson	Graduate Assistant	1976-77
Jasmine Jones	Graduate Assistant	2014-17
Cassie Kowaleski	Graduate Assistant	2009-10
Jolette Law	Assistant	2012-17
Angela Lawson	Graduate Assistant	1989-91
Dean Lockwood	Assistant	2004-present
Dawn Marsh	Part-time Assistant	1988-90
Betsy McAllister	Video Coordinator	2007-10
Janet McGee	Assistant To Head Coach	2012-present
Corinne Milien	Graduate Assistant	2010-12
Matthew Mitchell	Graduate Assistant	1999-00
Pam Owens	Graduate Assistant	2005-06
Carolyn Peck	Assistant	1993-95
Jill Rankin	Graduate Assistant	1980-81
Sharrona Reaves	Assistant	2016-present
Kelly P. Sahner	Dir. of BB Ops.	1996-98
Shelley Sexton	Graduate Assistant	1988-89
Amber Smith	Graduate Assistant	2013-14
Judy Southard	Graduate Assistant	1977-78
Amber Stocks	GA/Dir. of BB Ops.	2000-01/2001-02
Pat Summitt	Head Coach/Head Coach Emeritus	1974-2012/2012-2016
Pam Tanner	Assistant/GA	1990-93
Heidi VanDerveer	Graduate Assistant	1986-88
Alex Varlan	Video Coord.	2017-present
Holly Warlick	Assistant/Assoc. Head/Head	1985-2004/2005-12/2012-present
Lisa Webb	Graduate Assistant	1988-89
Claudia Woody	Graduate Assistant	1978-79



PAT SUMMITT

HEAD COACH: 1974-2012

38 YEARS AS HEAD COACH/4 YEARS AS HEAD COACH EMERITUS
TENNESSEE-MARTIN '74

GENERAL

STAFF

PLAYERS

REVIEW

HISTORY

FACILITIES

NCAA

SEC

RECORDS

MEDIA INFO

SUMMITT BY THE NUMBERS

CAREER RECORD

Overall 1,098-208 (.840)
Home: 504-48 (.913)
Away 360-95 (.791)
Neutral 234-65 (.782)

SEC GAMES

Overall: 458-69 (.869)
Home: 204-15 (.932)
Away: 173-37 (.823)
Neutral: 81-17 (.826)
Tournament Games: 69-17 (.795)

NON-CONFERENCE GAMES

Overall: 640-139 (.822)

SEC CHAMPIONSHIPS

Regular Season:

(16 out of 32) 1980, '85, '90, '93, '94, '95, '98, '99, 2000, '01, '02, '03, '04, '07, '10, '11

Tournament Titles:

(16 out of 32) 1980, '85, '88, '89, '92, '94, '96, '98, '99, 2000, '05, '06, '08, '10, '11, '12

VS. RANKED OPPONENTS

Overall: 440-168 (.724)
AP Ranked 1-10: 176-125 (.585)
AP Ranked 11-25: 237-38 (.861)
ESPN Ranked 1-10: 133-82 (.632)
ESPN Ranked 11-25: 203-27 (.883)

VS. UNRANKED OPPONENTS

Overall: 659-40 (.942)

NCAA TOURNAMENT

Overall: 112-23 (.829)
31 1st/2nd Rounds: 48-1
30 Regional Semis: 25-5
25 Regional Finals: 18-7
18 NCAA Final Fours: 21-10
8 NCAA Titles: 1987, '89, '91, '96, '97, '98, 2007, '08

COACHING HONORS

SEC Coach of the Year:

1993, '95, '98, 2001, '03, '04, '07, '11

NCAA Coach of the Year:

1983, '87, '89, '94, '95, '98, 2004

Naismith Coach of the Century:

2000

AMAZING NUMBERS

- Summitt faced 164 different opponents in 1,306 total games and teams from 35 conferences
- 46% of her 1,306 total games were played versus ranked teams (604 total games against ranked opponents) with 440 victories versus ranked opponents
- 161 all-time Lady Vols contributed to her 1,098 wins
- 72% of those all-time players went on to be decorated as Olympians, All-Americans, USA National Team members, All-SEC performers, Academic All-Americans, etc...





THE LEGACY OF PAT SUMMITT

MAJOR CAREER ACCOMPLISHMENTS

- Her program maintained a 100-percent graduation rate for players who completed their eligibility at Tennessee.
- In August of 2012, the 122nd player under her watch graduated and entered graduate school for her final playing season as a Lady Vol.
- In 38 seasons as head coach at Tennessee (1974-2012), she produced a 1,098-208 record (.840).
- Summitt's career victory total was the most of any coach in the history of NCAA men's or women's basketball at the time of her retirement.
- She guided her teams to eight NCAA National Championships (1987, 1989, 1991, 1996, 1997, 1998, 2007, 2008).
- Tennessee made an unprecedented 31-consecutive appearances in the NCAA Tournament and advanced to a record 18 NCAA Final Fours, winning eight times and finishing second on five occasions.
- Her squads won a combined 32 SEC regular season and tournament championships (16 regular season/16 tournament).
- Tennessee's record during 33 years of play in the SEC under her watch was 317-44 (.878) in the regular season and 69-17 (.802) during the postseason tournament.
- She produced 21 WBCA/Kodak/State Farm All-Americans who earned 36 honors.
- A total of 39 of her players earned All-SEC distinction, combining to garner 82 honors.
- Fourteen of her players were named to Olympic Teams.
- Sent 34 of her players on to the WNBA, including 15 drafted in the first round and three picked No. 1 overall.
- At the time of her retirement in 2012, 78 who were mentored by Summitt in the UT program worked in basketball coaching or administrative positions.
- Coached U.S. Olympic Women's Basketball Team to gold medal at 1984 Los Angeles Olympiad.
- Also selected as assistant on 1980 U.S. Olympic Team and for various other international competitions.
- Was co-captain player on silver-medal-winning 1976 U.S. Olympic squad while employed as coach at Tennessee.

MAJOR COACHING AWARDS

- Summitt was named as the Naismith Coach of the Century in April 2000.
- In July 2009, *The Sporting News* named the "50 Greatest Coaches of All-Time." Summitt was voted 11th and was the only woman on the list.
- She became the first female recipient of the Legends of Coaching Award, which was adopted by the John R. Wooden Award Committee in 1999. The award recognizes the lifetime achievement of coaches who exemplify the late Coach Wooden's high standards of coaching success and personal achievement.
- After winning her eighth NCAA title, Summitt received the prestigious John R. Wooden Legends of Coaching lifetime achievement award in Los Angeles, Calif., on April 12, 2008.
- In 1990, Summitt received the most prestigious award given by the Basketball Hall of Fame, the John Bunn Award. Summitt was the first female to receive the award in the Hall's history.
- Named 2011 *Sports Illustrated* Sportswoman of the Year (along with Sportsman of the Year, Duke men's coach Mike Krzyzewski on Dec. 6, 2011).
- Summitt was named 1987, 1989, 1994, 1998 and 2004 Naismith College Coach of the Year and 1998 AP Coach of the Year.
- She was chosen WBCA/Converse Coach of the Year in 1983 and 1995 and the IKON/WBCA Coach of the Year in 1998.
- She was named SEC Coach of the Year eight times (1993, 1995, 1998, 2001, 2003, 2004, 2007, 2011).

HALL OF FAME MEMBERSHIP

- Summitt was inducted into the Naismith Memorial Basketball Hall of Fame in Springfield, Mass., on Oct. 13, 2000, the first time she was eligible for the Hall's ballot.
- A little more than a year earlier, Summitt was inducted into the Women's Basketball Hall of Fame in the 1999 inaugural class.
- In October 1990, Summitt was enshrined in the Women's Sports Foundation Hall of Fame at a gala event in New York City.
- In April 1996, she was inducted into the National Association for Sport and Physical Education's Hall of Fame.
- She was inducted into the Tennessee Women's Hall of Fame on June 17, 2011.
- Summitt was a 2003 inductee into the Tennessee Sports Hall of Fame.
- The Greater Knoxville Sports Hall of Fame welcomed her in 1992.
- In November 2012, Summitt was inducted into the Lady Vol Hall of Fame.

PAT SUMMITT YEAR-BY-YEAR

Year	Regular Season	Postseason	Overall	Finish
1974-75	11-6	5-2	16-8	State
1975-76	12-8	4-3	16-11	2nd State
1976-77	20-3	8-2	28-5	3rd Final Four
1977-78	22-2	5-2	27-4	1st AIAW Poll
1978-79	22-7	8-2	30-9	3rd Final Four
1979-80	25-3	8-2	33-5	2nd Final Four
1980-81	16-5	9-1	25-6	2nd Final Four
1981-82	17-8	5-2	22-10	3rd Final Four
1982-83	21-6	4-2	25-8	2nd NCAA Regional
1983-84	19-8	4-2	23-10	2nd Final Four
1984-85	18-9	4-1	22-10	3rd NCAA Regional
1985-86	21-8	3-2	24-10	3rd Final Four
1986-87	22-5	6-1	28-6	NCAA Champions
1987-88	25-2	6-1	31-3	3rd Final Four
1988-89	27-2	8-0	35-2	NCAA Champions
1989-90	23-4	4-2	27-6	2nd NCAA Regional
1990-91	23-4	7-1	30-5	NCAA Champions
1991-92	24-2	4-1	28-3	3rd NCAA Regional
1992-93	27-1	2-2	29-3	2nd NCAA Regional
1993-94	26-1	5-1	31-2	3rd NCAA Regional
1994-95	27-1	7-2	34-3	2nd Final Four
1995-96	23-4	9-0	32-4	NCAA Champions
1996-97	21-9	8-1	29-10	NCAA Champions
1997-98	30-0	9-0	39-0	NCAA Champions
1998-99	25-2	6-1	31-3	2nd NCAA Regional
1999-00	25-3	8-1	33-4	2nd Final Four
2000-01	28-1	3-2	31-3	3rd NCAA Regional
2001-02	24-3	5-2	29-5	3rd Final Four
2002-03	26-3	7-2	33-5	2nd Final Four
2003-04	25-2	6-2	31-4	2nd Final Four
2004-05	23-4	7-1	30-5	3rd Final Four
2005-06	25-4	6-1	31-5	2nd NCAA Regional
2006-07	27-2	7-1	34-3	NCAA Champions
2007-08	27-2	9-0	36-2	NCAA Champions
2008-09	20-9	2-2	22-11	NCAA First Round
2009-10	27-2	5-1	32-3	NCAA 3rd NCAA Regional
2010-11	28-2	6-1	34-3	NCAA 2nd NCAA Regional
2011-12	21-8	6-1	27-9	NCAA 2nd NCAA Regional
Totals	873-155 (.850)	225-53 (.807)	1,098-208 (.840)	



Collegiate Record: 1,098-208 (.841)

International Record: 63-4 (.940)

Overall Record: 1,161-212 (.846)



LADY VOL HONOREES

There are 72 categories of prominent honors that have been received by Lady Vol basketball players over the years. One-hundred-twenty-two Lady Vols, 69 percent of the all-time roster of 178 players (through those on 2016-17 roster), have received recognition in one of these categories. Fourteen players distinguish themselves by appearing in a double-digit number of categories: Chamique Holdsclaw 35; Candace Parker 27; Tamika Catchings 24; Bridgette Gordon, 20; Glory Johnson, 16; Kara Lawson, 15; Dena Head, 13; Daedra Charles and Nikki McCray, 12; Michelle Marciniak and Shekinna Stricklen, 11; Angie Bjorklund, Tanya Haave and Semeka Randall, 10.

OLYMPIANS

Cindy Brogdon 1976 (Silver)
 Tamika Catchings 2004 (Gold), '08 (Gold), '12 (Gold), '16 (Gold)
 Daedra Charles 1992 (Bronze)
 Bridgette Gordon 1988 (Gold)
 Lea Henry 1984 (Gold)
 Chamique Holdsclaw 2000 (Gold)
 Kara Lawson 2008 (Gold)
 Nikki McCray 1996 (Gold), 2000 (Gold)
 Carla McGhee 1996 (Gold)
 Cindy Noble 1980 (Boycott), '84 (Gold)
 Candace Parker 2008 (Gold), '12 (Gold)
 Jill Rankin 1980 (Boycott)
 Patricia Roberts 1976 (Silver)
 Holly Warlick 1980 (Boycott)

USA NATIONAL TEAMS

Cindy Brogdon 1976-78
 Tamika Catchings 2002, '04, '06-'16
 Daedra Charles 1989, '92, '94
 Shelia Collins 1983
 Latina Davis 1995
 Tonya Edwards 1997
 Peggy Evans 1993
 Shelia Frost 1988
 Bridgette Gordon 1987-88, 1991
 Debbie Groover 1979
 Tanya Haave 1982
 Dena Head 1991-94
 Lea Henry 1980-84
 Chamique Holdsclaw 1997-00
 Dana Johnson 1994
 Glory Johnson 2011, '13
 Kara Lawson 2001, '06-10
 Michelle Marciniak 1995-99
 Nikki McCray 1993, '95-96, '98-00
 Carla McGhee 1987, '93-96
 Loree Moore 2003
 Cindy Noble 1979-80, '83-84
 Mary Ostrowski 1981, '83
 Candace Parker 2006-'15
 Semeka Randall 1998
 Jill Rankin 1979-80
 Patricia Roberts 1976-78
 Michelle Snow 2004, '06-08
 Sidney Spencer 2008
 Shekinna Stricklen 2011
 Holly Warlick 1978-80
 Tiffany Woosley 1994

USA JUNIOR NATIONAL TEAMS

Jody Adams 1990
 Nicky Anosike 2005, '07
 Vicki Baurig 2006-07
 Angie Bjorklund 2007
 Alyssia Brewer 2008
 Cierra Burdick 2009-11
 Kelley Cain 2006
 Andraya Carter 2010
 Tamika Catchings 1997-98
 Kristen Clement 1997
 Susan Clower, 1978-79
 Shelia Collins 1982
 Abby Conklin, 1993-94
 Latina Davis, 1993-94
 Diamond DeShields, 2010-12, '15
 Kris Durham 1986-88
 Tonya Edwards 1986-87
 Cindy Ely 1977-78
 Kyra Elzy 1997
 Peggy Evans 1991-92
 Shelia Frost 1986
 Bridgette Gordon 1986
 Bashaara Graves, 2009-10, '12-'13
 Debbie Groover 1977
 Tanya Haave 1981
 Lisa Harrison 1991
 Dena Head 1989
 Lea Henry 1978-79
 Chamique Holdsclaw 1995
 Dana Johnson 1991-93
 Glory Johnson, 2007
 Tiffani Johnson 1996
 Tammy Larkey 1981
 Kara Lawson 1998
 Michelle Marciniak 1989-93
 Pam Marr 1983
 Dawn Marsh 1985-86

Ariel Massengale 2009-11, '13
 Cait McMahan 2005
 Loree Moore 2000-01
 Karen Morton 1982, 1983
 Mary Ostrowski 1978-80
 Candace Parker 2003-04
 Semeka Randall 1996-97
 Ashley Robinson 2000
 Mercedes Russell, 2011-12, '15
 Michelle Snow 2000
 Taber Spani, 2009
 Shekinna Stricklen, 2007-08
 Pashen Thompson 1994
 Vonda Ward 1989-90, 1993
 Holly Warlick 1977
 Tiffany Woosley 1992-93

USA 3x3 TEAM

Cierra Burdick 2014

U.S. OLYMPIC FESTIVAL

Jody Adams 1990
 Daedra Charles 1987
 Susan Clower 1978-79
 Shelia Collins 1982
 Abby Conklin 1993-94
 Latina Davis 1993
 Kris Durham 1986-87
 Tonya Edwards 1986
 Cindy Ely 1978
 Peggy Evans 1991
 Shelia Frost 1986
 Amy Gamble 1982-83
 Bridgette Gordon 1986
 Tanya Haave 1981
 Lisa Harrison 1991
 Dena Head 1987
 Lea Henry 1978-79
 Chamique Holdsclaw 1995
 Marlene Jeter 1989
 Dana Johnson 1991
 Tammy Larkey 1981
 Michelle Marciniak 1989-91
 Pam Marr 1983
 Dawn Marsh 1985-86
 Laurie Milligan 1995
 Karen Morton 1982-83
 Mary Ostrowski 1978-79
 Pashen Thompson 1994
 Vonda Ward 1989-90

WBCA/KODAK/STATE FARM

ALL-AMERICANS

Cindy Brogdon (F) 1976, '78, '79
 Tamika Catchings (F) 1998, '99, '00, '01
 Daedra Charles (C) 1990, 1991
 Shelia Collins (G) 1985
 Shyra Ely (F) 2004
 Bridgette Gordon (F) 1988, '89
 Tanya Haave (F) 1983
 Lisa Harrison (F) 1993
 Dena Head (G) 1992
 Chamique Holdsclaw (F) 1996, '97, '98, '99
 Glory Johnson (F) 2012
 Kara Lawson (G) 2003
 Nikki McCray (F) 1994, '95
 Cindy Noble (C) 1981
 Mary Ostrowski (F) 1982
 Candace Parker (F) 2006, '07, '08
 Semeka Randall (G) 1999, 2000
 Jill Rankin (C) 1979, '80
 Patricia Roberts (C) 1977
 Shekinna Stricklen (G/F) 2011
 Holly Warlick (G) 1980

NAISMITH PLAYER OF THE CENTURY (1900s)

Chamique Holdsclaw 2000

NAISMITH PLAYER OF THE YEAR

Chamique Holdsclaw 1998, '99
 Tamika Catchings 2000
 Candace Parker 2008

NAISMITH ALL-AMERICA TEAM

Tamika Catchings 1999, '00
 Daedra Charles 1991
 Bridgette Gordon 1988, '89
 Lisa Harrison 1993

Dena Head 1992
 Chamique Holdsclaw 1997, '98, '99
 Michelle Marciniak 1996
 Nikki McCray 1994, 1995
 Candace Parker 2007, '08

ASSOCIATED PRESS PLAYER OF THE YEAR

Chamique Holdsclaw 1998, '99
 Tamika Catchings 2000
 Candace Parker 2008

ASSOCIATED PRESS ALL-AMERICA TEAM

Angie Bjorklund 2010 (HM), '11 (HM)
 Shannon Bobbitt 2008 (HM)
 Cierra Burdick 2015 (HM)
 Tamika Catchings 1999 (1st), '00 (1st), '01 (2nd)
 Shyra Ely 2004 (3rd)
 Bahaara Graves 2016 (HM)
 Isabelle Harrison 2014 (HM), '15 (HM)
 Chamique Holdsclaw 1997 (1st), '98 (1st), '99 (1st)
 Gwen Jackson 2001 (HM), '03 (HM)
 Glory Johnson 2012 (HM)
 Kellie Jolly 1999 (HM)
 Kara Lawson 2001 (HM), '02 (3rd), '03 (2nd)
 Candace Parker 2006 (2nd), '07 (1st), '08 (1st)
 Semeka Randall 1999 (2nd), '00 (2nd), '01 (HM)
 Mercedes Russell 2017 (HM)
 Meighan Simmons 2011 (HM), '13 (3rd), '14 (HM)
 Michelle Snow 2001 (HM), '02 (HM)
 Shekinna Stricklen 2010 (HM), '11 (3rd), '12 (3rd)

ESPY AWARDS FEMALE ATHLETE OF THE YEAR

Chamique Holdsclaw 1999
 Candace Parker 2008

ESPY AWARDS FEMALE COLLEGIATE ATHLETE OF THE YEAR

Candace Parker 2008

ESPY AWARDS WOMEN'S BASKETBALL PLAYER OF THE YEAR

Tamika Catchings 2001
 Chamique Holdsclaw 1998, '99

ESPY AWARDS UNDERARMOUR UNDENIABLE PERFORMANCE AWARD 2007 Team

HONDA-BRODERICK CUP ATHLETE OF THE YEAR

Chamique Holdsclaw 1998
 Candace Parker 2008

HONDA SPORTS AWARD

Bridgette Gordon 1989
 Chamique Holdsclaw 1997, '98
 Candace Parker 2007, '08

NCAA WOMAN OF THE YEAR

Nicky Anosike 2009
 Glory Johnson 2012 (top 30)
 Kara Lawson 2003 (finalist)

ESPN.COM NATIONAL PLAYER OF THE YEAR

Candace Parker 2008

SPORTING NEWS PLAYER OF THE YEAR

Chamique Holdsclaw 1998, '99

SPORTING NEWS ALL-AMERICA TEAM

Tamika Catchings 1999, '00
 Chamique Holdsclaw 1998, '99
 Semeka Randall 1999 (2nd)

SPORTS ILLUSTRATED PLAYER OF THE YEAR

Chamique Holdsclaw 1998, '99

SPORTS ILLUSTRATED ALL-AMERICA TEAM

Tamika Catchings 1999, '00
 Chamique Holdsclaw 1998, '99

LADY VOL HONOREES (CONTINUED)

STATE FARM WADE TROPHY WINNER

Daedra Charles 1991
Candace Parker 2007

SULLIVAN AWARD

Chamique Holdscraw 1999

USA BASKETBALL PLAYER OF THE YEAR

Chamique Holdscraw 1997
Cindy Noble 1982

U.S. BASKETBALL WRITERS OF AMERICA PLAYER OF THE YEAR

Chamique Holdscraw 1998, '99
Tamika Catchings 2000
Candace Parker 2007, '08

U.S. BASKETBALL WRITERS OF AMERICA FRESHMAN OF THE YEAR

Chamique Holdscraw 1996
Tamika Catchings 1998
Shekinna Stricklen 2009

FRANCIS POMEROY NAISMITH AWARD

Kara Lawson 2003

WBCA PLAYER OF THE YEAR

Chamique Holdscraw 1998, '99
Tamika Catchings 2000

WOODY HAYES AWARD

Kara Lawson 2004

JOHN R. WOODEN PLAYER OF THE YEAR

Candace Parker 2007, '08

JOHN R. WOODEN ALL-AMERICA TEAM

Candace Parker 2007, '08

NAISMITH COACH OF THE CENTURY (1900s)

Pat Summitt 2000

ASSOCIATED PRESS COACH OF THE YEAR

Pat Summitt 1998

ESPY COACH/MANAGER OF THE YEAR

Pat Summitt 2008

ESPY AWARDS/ARTHUR ASHE COURAGE AWARD

Pat Summitt 2012

NAISMITH COACH OF THE YEAR

Pat Summitt 1987, '89, '94, '98, '04

WBCA-CONVERSE COACH OF THE YEAR

Pat Summitt 1983, '95, '98

WBCA-SPALDING MAGGIE DIXON DIV. I ROOKIE COACH OF THE YEAR

Holly Warlick 2013

THE JOHN AND NELLIE WOODEN COACH OF THE YEAR

Pat Summitt 1998

JOHN R. WOODEN LEGENDS OF COACHING AWARD

Pat Summitt 2008

USA BASKETBALL WRITERS OF AMERICA COACH OF THE YEAR

Pat Summitt 1998

ESPY AWARDS CO-TEAM OF THE DECADE (1990s)

Jody Adams 1989-93
Niyi Butts 1996-2000
Nikki Caldwell 1990-94
Amanda Canon 1998-02
Tamara Carver 1990-91
Kelli Casteel 1988-92
Tamika Catchings 1997-01
Daedra Charles 1988-91
Regina Clark 1988-92
Kristen "Ace" Clement 1997-01
Abby Conklin 1993-97
Latina Davis 1992-96
Rochone Dilligard 1991-94
Sarah Edwards 1998-01
Tonya Edwards 1986-90
Kyra Elzy 1996-01
Peggy Evans 1990-93
Teresa Geter 1997-99
Misty Greene 1995-98

Lisa Harrison 1989-93
Debbie Hawhee 1988-92
Dena Head 1988-92
Chamique Holdscraw 1995-99
Marlene Jeter 1990-92
Dana Johnson 1991-95
Michelle Johnson 1993, 1995
Tiffani Johnson 1994-97
Kellie Jolly 1995-99
Brynae Laxton 1995-98
Michelle Marciniak 1993-96
Nikki McCray 1991-95
Carla McGhee 1986-90
Laurie Milligan 1994-98
Pearl Moore 1987-90
Shalon Pillow 1998-02
Semeka Randall 1997-01
Debbie Scott 1988-90
Kim Smallwood 1995-96
Melissa Smith 1989-90
Tanika Smith 1993-95
Michelle Snow 1998-02
Lashonda Stephens 1996-2000
Pashen Thompson 1993-97
Vonda Ward 1991-95
Tiffany Woosley 1991-95

KODAK 25th ANNIVERSARY TEAM

Chamique Holdscraw 1999

NCAA TEAM OF THE DECADE (1980s)

Bridgette Gordon (F)

NCAA 25th ANNIVERSARY TEAM

Chamique Holdscraw
Bridgette Gordon
Pat Summitt (coach)

NCAA POSTGRADUATE SCHOLARSHIPS

Tanya Haave 1984
Lea Henry 1983

CoSIDA ACADEMIC ALL-AMERICAN OF THE YEAR

Jill Rankin 1980
Candace Parker 2008

GTE/CoSIDA ALL-TIME ACADEMIC ALL-AMERICA BASKETBALL TEAM

Jill Rankin (2nd)

ACADEMIC ALL-AMERICA TEAM

Nicky Anosike 2008 (2nd)
Angie Bjorklund 2010 (1st), '11 (2nd)
Cierra Burdick 2015 (2nd)
Peggy Evans 1992 (3rd)
Tanya Haave 1983 (3rd), '84 (1st)
Lea Henry 1983 (3rd)
Kara Lawson 2003 (1st)
Glory Johnson 2012 (1st)
Candace Parker 2007 (2nd), '08 (1st)
Jill Rankin 1980 (1st)
Shanna Zolman 2006 (1st)

ARTHUR ASHE JR. FEMALE SPORTS SCHOLAR OF THE YEAR

Andraya Carter 2016

WBCA NAT'L PLAYER OF THE MONTH

Candace Parker (January) 2008

NCAA TOURNAMENT MOST OUTSTANDING PLAYER

Tonya Edwards 1987
Bridgette Gordon 1989
Chamique Holdscraw 1997, '98
Michelle Marciniak 1996
Candace Parker 2007, '08

NCAA ALL-FINAL FOUR TEAM

Nicky Anosike 2007, '08
Shannon Bobbitt 2007, '08
Tamika Catchings 1998, '00
Daedra Charles 1991
Tonya Edwards 1987
Sheila Frost 1989
Bridgette Gordon 1987, '89
Dena Head 1991
Chamique Holdscraw 1996, '97, '98
Gwen Jackson 2003
Tiffani Johnson 1996
Kellie Jolly 1997, '98
Kara Lawson 2003
Michelle Marciniak 1996
Nikki McCray 1995
Mary Ostrowski 1984

Candace Parker 2007, '08
Shanna Zolman 2004

NCAA REGIONAL TOURNAMENT MOST OUTSTANDING PLAYER

Kelli Casteel 1991 (Midwest)
Tamika Catchings 2000 (Midwest)
Sheila Collins 1982 (Midwest)
Latina Davis 1996 (East)
Bridgette Gordon 1987 (Midwest), '89 (East)
Chamique Holdscraw 1997 (Midwest), '98 (Midwest)
Gwen Jackson 2003 (Midwest)
Dawn Marsh 1988 (East)
Nikki McCray 1995 (Midwest)
Mary Ostrowski 1984 (Midwest)
Candace Parker 2007 (Dayton), 2008 (Oklahoma City)
Shelley Sexton 1986 (Midwest)

NCAA ALL-REGIONAL TOURNAMENT TEAMS

Jody Adams 1991 (Midwest)
Shannon Bobbitt 2007 (Dayton)
Cierra Burdick 2015 (Spokane)
Tasha Butts 2004 (Midwest)
Kelli Casteel 1991 (Midwest)
Tamika Catchings 1999 (East), 2000 (Midwest)
Daedra Charles 1990 (East), 1991 (Midwest)
Sheila Collins 1982 (Midwest), 1985 (Midwest)
Latina Davis 1996 (East)
LaToya Davis 2004 (Midwest)
Diamond DeShields 2016 (Sioux Falls)
Shyra Ely 2002 (Midwest), 2003 (Midwest), 2004 (Midwest), 2005 (Philadelphia)
Sheila Frost 1985 (Midwest), 1987 (Midwest), 1989 (East)
Bridgette Gordon 1987 (Midwest), 1988 (East), 1989 (East)
Tanya Haave 1983 (Midwest), 1984 (Midwest)
Lisa Harrison 1993 (Midwest)
Dena Head 1990 (East)
Chamique Holdscraw 1996 (East), 1999 (East), 1997 (Midwest), 1998 (Midwest)
Alexis Hornbuckle 2008 (Oklahoma City)
Gwen Jackson 2002 (Midwest), 2003 (Midwest)

Dana Johnson 1995 (Midwest)
Glory Johnson 2012 (Des Moines)
Kellie Jolly 1997 (Midwest)
Kara Lawson 2003 (Midwest)
Michelle Marciniak 1995 (Midwest), 1996 (East)
Dawn Marsh 1988 (East)
Ariel Massengale 2015 (Spokane)
Nikki McCray 1994 (Midwest), 1995 (Midwest)
Mary Ostrowski 1984 (Midwest)
Candace Parker 2006 (Cleveland), 2007 (Dayton), 2008 (Oklahoma City)
Semeka Randall 1998 (Midwest), 2000 (Midwest)

Mercedes Russell 2016 (Sioux Falls)
Shelley Sexton 1986 (Midwest)
Meighan Simmons 2014 (Louisville)
Taber Spani 2013 (Oklahoma City)
Shekinna Stricklen 2011 (Dayton), 2012 (Des Moines)

Pashen Thompson 1997 (Midwest)
Kamiko Williams 2013 (Oklahoma City)
Tiffany Woosley 1993 (Midwest)
Shanna Zolman 2005 (Philadelphia), 2006 (Cleveland)

SEC COACH OF THE YEAR

Pat Summitt 1993, '95, '98, '01, '03, '04, '07, '11
Holly Warlick 2013

SEC FEMALE ATHLETE OF THE YEAR

Bridgette Gordon 1989
Daedra Charles 1991
Chamique Holdscraw 1998, '99
Candace Parker 2008

ALL-SEC TEAM

In 1997, the AP began an All-SEC Team. C indicates Coaches' Team; AP indicates Associated Press Team; HM indicates honorable mention
Angie Bjorklund 2009 (2nd-C; HM-AP), '10 (1st-C & AP)
Shannon Bobbitt 2008 (2nd-C & AP)
Cierra Burdick 2015 (1st-C; 2nd-AP)
Tasha Butts 2004 (2nd-C; 3rd-AP)
Kelley Cain 2010 (1st-C & AP)

GENERAL

STAFF

PLAYERS

REVIEW

HISTORY

FACILITIES

NCAA

SEC

RECORDS

MEDIA INFO



LADY VOL HONOREES (CONTINUED)

Tamika Catchings 1998 (1st-C & AP), '99 (1st-C & AP), '00 (1st-C & AP), '01 (C-2nd; 3rd-AP)
 Kristen "Ace" Clement 2001 (HM-AP)
 Daedra Charles 1990 (1st-C), '91 (1st-C)
 Shelia Collins 1985 (1st-C)
 Abby Conklin 1997 (2nd-C; HM-AP)
 Latina Davis 1996 (2nd-C)
 Diamond DeShields 2016 (2nd-AP), '17 (1st-C; 2nd AP)
 Tonya Edwards 1998 (2nd-C), '90 (1st-C)
 Shyra Ely 2004 (1st-C & AP), '05 (1st-C & AP)
 Peggy Evans 1992 (1st-C)
 Shelia Frost 1987 (1st-C), '88 (1st-C), '89 (1st-C)
 Bridgette Gordon 1986 (1st-C), '87 (1st-C), '88 (1st-C), '89 (1st-C)
 Bashaara Graves 2013 (1st-C; 2nd-AP), '16 (2nd-AP)
 Tanya Haave 1983 (1st-C), '84 (1st-C)
 Isabelle Harrison 2014 (1st-C & AP), '15 (1st-C; 2nd-AP)
 Lisa Harrison 1993 (1st-C)
 Dena Head 1990 (2nd-C), '91 (1st-C), '92 (1st-C)
 Lea Henry 1983 (1st-C)
 Chamique Holdscraw 1996 (1st-C & AP), '97 (1st-C & AP), '98 (1st-C & AP), '99 (1st-C & AP)
 Alexis Hornbuckle 2006 (2nd-C), '07 (1st-C & AP), '08 (1st-C; 2nd-AP)
 Gwen Jackson 2001 (1st-C; 2nd-AP), '03 (1st-C; 2nd-AP)
 Dana Johnson 1994 (1st-C), '95 (1st-C)
 Glory Johnson 2011 (1st-C & AP), '12 (1st-C & AP)
 Kellie Jolly 1999 (2nd-C)
 Kara Lawson 2000 (1st-C; 2nd-AP), '01 (1st-C; 2nd-AP), '02 (1st-C & AP), '03 (1st-C & AP)
 Michelle Marciniak 1995 (1st-C), '96 (2nd-C)
 Dawn Marsh 1988 (2nd-C)
 Melissa McCray 1989 (2nd-C)
 Nikki McCray 1993 (2nd-C), '94 (1st-C), '95 (1st-C)
 Jaime Nared 2017 (2nd-C)
 Mary Ostrowski 1982 (1st-C), '84 (1st-C)
 Candace Parker 2006 (1st-C; 2nd-AP), '07 (1st-C & AP), '08 (1st-C & AP)
 Semeka Randall 1998 (2nd-C & AP), '99 (1st-C & AP), '00 (1st-C; 2nd-AP), '01 (2nd-C; 3rd-AP)
 Ashley Robinson 2001 (HM-AP)
 Mercedes Russell 2017 (2nd-C & AP)
 Meighan Simmons 2011 (2nd-C & AP), '13 (1st-C & AP), '14 (1st-C & AP)
 Michelle Snow 2000 (2nd-C; HM-AP), '01 (1st-C; 2nd-AP), '02 (2nd-C & AP)
 Sidney Spencer 2007 (2nd-C; HM-AP)
 Shekinna Stricklen 2009 (2nd-C; HM-AP), '10 (2nd-C & AP), '11 (1st-C & AP), '12 (1st-C & AP)
 Paula Towns 1982 (1st-C)
 Tiffany Woosley 1993 (1st-C), '94 (2nd-C & AP), '06 (1st-C; 2nd-AP)

SEC ALL-DEFENSIVE TEAM

Kelley Cain 2010
 Alexis Hornbuckle 2008
 Glory Johnson 2011, '12

SEC PLAYER OF THE YEAR

Bridgette Gordon 1989 (C)
 Dena Head 1992 (C)
 Nikki McCray 1994 (C), '95 (C)
 Chamique Holdscraw 1998 (C & AP), '99 (C & AP)
 Candace Parker 2007 (C & AP)
 Meighan Simmons 2013-Co (C), '14 (AP)
 Shekinna Stricklen 2011-Co (AP)

SEC DEFENSIVE PLAYER OF THE YEAR

Glory Johnson 2012

SEC 6TH WOMAN OF THE YEAR

Alyssia Brewer 2010

SEC FRESHMAN OF THE YEAR

Angie Bjorklund 2008
 Tamika Catchings 1998
 Bridgette Gordon 1986
 Bashaara Graves 2013
 Dena Head 1989

Chamique Holdscraw 1996
 Candace Parker 2006
 Meighan Simmons 2011

SEC ALL-FRESHMAN TEAM

Nicky Anosike 2005
 Angie Bjorklund 2008
 Nikki Caldwell 1991
 Andraya Carter 2014
 Tamika Catchings 1998
 Te'a Cooper 2016
 Latina Davis 1993
 Kris Durham 1988
 Tonya Edwards 1987
 Shyra Ely 2002
 Peggy Evans 1991
 Bridgette Gordon 1986
 Bashaara Graves 2013
 Lisa Harrison 1990
 Dena Head 1989
 Chamique Holdscraw 1996
 Alexis Hornbuckle 2005
 Gwen Jackson 2000
 Dana Johnson 1992
 Glory Johnson 2009
 Tiffani Johnson 1995
 Kara Lawson 2000
 Ariel Massengale 2012
 Loree Moore 2002
 Candace Parker, 2006
 Semeka Randall 1998
 Ashley Robinson 2001
 Meighan Simmons 2011
 Sidney Spencer 2004
 Shekinna Stricklen 2009
 Pashen Thompson 1994
 Tiffany Woosley 1992
 Shanna Zolman 2003

SEC TOURNAMENT MOST VALUABLE PLAYER

Alyssia Brewer 2010
 Shelia Collins 1985
 Shyra Ely 2005
 Bridgette Gordon 1988, '89
 Isabelle Harrison 2014
 Dena Head 1992
 Chamique Holdscraw 1998, '99
 Glory Johnson 2012
 Candace Parker 2006, '08
 Jill Rankin 1980
 Shekinna Stricklen 2011
 Tiffany Woosley 1994

SEC ALL-TOURNAMENT TEAM

Angie Bjorklund 2009, '11
 Shannon Bobbitt 2008
 Alyssia Brewer 2010
 Cierra Burdick 2014, '15
 Tamika Catchings 1998, '99, '00
 Daedra Charles 1990, '91
 Shelia Collins 1985
 Diamond DeShields 2016
 Shyra Ely 2004, 2005
 Peggy Evans 1992
 Shelia Frost 1989
 Bridgette Gordon 1988, '89
 Tanya Haave 1982, '83
 Isabelle Harrison 2014
 Dena Head 1989, '90, '92
 Chamique Holdscraw 1996, '97, '98, '99
 Alexis Hornbuckle 2007
 Brittany Jackson 2005
 Dana Johnson 1994, '95
 Glory Johnson 2012
 Kara Lawson 2002, '03
 Alicia Manning 2010
 Michelle Marciniak 1996
 Dawn Marsh 1985
 Nikki McCray 1994, '95
 Cindy Noble 1980
 Mary Ostrowski 1982
 Candace Parker 2006, '08
 Semeka Randall 1998
 Jill Rankin 1980
 Jordan Reynolds 2015
 Michelle Snow 1999, '00
 Taber Spani 2013
 Sidney Spencer 2006
 Kathy Spinks 1987
 Shekinna Stricklen 2010, '11, '12
 Holly Warlick 1980
 Tiffany Woosley 1994
 Shanna Zolman 2005

SEC WOMEN'S BASKETBALL SCHOLAR-ATHLETE OF THE YEAR

Angie Bjorklund 2010

BOYD McWHORTER SCHOLAR-ATHLETE FINALIST

Nicky Anosike 2008
 Glory Johnson 2012
 Cierra Burdick 2015

ACADEMIC ALL-SEC

Jody Adams 1991, '92
 Nicky Anosike 2005-freshman team, '06, '07, '08
 Lauren Avant 2011-freshman
 Briana Bass 2009-freshman, '10, '11, '12
 Vicki Baugh 2009, '10, '11, '12
 Angie Bjorklund 2008-freshman, '09, '10, '11
 Shannon Bobbitt 2008
 Cierra Burdick 2012-freshman, '13, '14, '15
 Niya Butts 1998, '99, '00
 Kelley Cain 2008-freshman, '09
 Amanda Canon 2000, '01, '02
 Andraya Carter 2013 - freshman, '14, '15, '16
 Tamika Catchings 1999, '02
 Regina Clark 1991, '92
 Kristen "Ace" Clement 1999, '01
 Abby Conklin 1995, '96, '97
 Elizabeth Curry 2007
 Diamond DeShields 2016, '17
 Rochone Dilligard 1994
 Kortney Dunbar - freshman 2015, '16, '17
 Sarah Edwards 2000, '01, '02
 Tonya Edwards 1990
 Shyra Ely 2005
 Kyra Ely 2001, '02
 Peggy Evans 1992
 Tye'sha Fluker 2004, '05, '06
 Alex Fuller 2006, '07
 Bashaara Graves 2013 - freshman, '14, '16
 Tanya Haave 1983, '84
 Kamera Harris 2017 - freshman
 Isabelle Harrison 2012 - freshman, '13, '14, '15
 Lisa Harrison 1993
 Debbie Hawhee 1990, '91, '92
 Glory Johnson 2009-freshman, '10, '11, '12
 Kellie Jolly 1997, '98, '99
 Jasmine Jones 2015
 Kara Lawson 2001, '02, '03
 Brynae Laxton 1996, '97, '98
 Alicia Manning 2009-freshman, '11, '12
 Michelle Marciniak 1994, '96
 Ariel Massengale 2014, '15
 Melissa McCray 1989
 Nikki McCray 1995
 Courtney McDaniel 2003
 April McDivitt 2001, '02
 Cait McMahon 2009, '10
 Alexa Middleton - freshman 2015, '16
 Laurie Milligan 1998
 Jaime Nared - freshman 2015, '16
 Schaquilla Nunn 2017
 Candace Parker 2005-freshman team, '06, '07, '08
 Semeka Randall 2001, '02
 Linda Ray 1984, '85
 Dominique Redding 2004, '07
 Jordan Reynolds 2014-freshman, '17
 Mercedes Russell 2014-freshman, '17
 Debbie Scott 1990
 Sydney Smallbone 2008-freshman, '09, '10, '11
 Taber Spani 2010-freshman, '11, '12, '13
 Sidney Spencer 2004, '05, '06, '07
 Jennifer Tuggle 1987, '88
 Vonda Ward 1994
 Lisa Webb 1988
 Shanna Zolman 2004, '05, '06

SEC COMMUNITY SERVICE TEAM

Nicky Anosike 2008
 Angie Bjorklund 2011
 Cierra Burdick 2014, '15
 Tasha Butts 2004
 Andraya Carter 2016
 Tamika Catchings 2000
 Tye'sha Fluker 2005
 Alex Fuller 2009
 Glory Johnson 2010, '12
 Kellie Jolly 1999
 Kara Lawson 2001, '03
 April McDivitt 2002
 Jordan Reynolds 2017
 Taber Spani 2013
 Sidney Spencer 2007
 Shanna Zolman 2006

WBCA ALL-AMERICANS

Twenty-one players have been honored as All-Americans by the WBCA/Kodak/State Farm throughout the history of Lady Vol basketball. These 21 women have garnered 36 All-America awards.

FOUR-TIME ALL-AMERICANS

Tamika Catchings
1988-1999-2000-2001

Chamique Holdsclaw
1996-1997-1998-1999
Kodak 25th
Anniversary Team

Cindy Brogdon
1976-1978-1979

Daedra Charles
1990-1991

Shelia Collins
1985

Shyra Ely
2004

Bridgette Gordon
1988-1989

Tanya Haave
1983

Lisa Harrison
1993

Dena Head
1992

Glory Johnson
2012

Kara Lawson
2003

Nikki McCray
1994-1995

Cindy Noble
1981

Mary Ostrowski
1982

Candace Parker
2006-2007-2008

Semeka Randall
1999-2000

Jill Rankin
1979-1980

Patricia Roberts
1977

Shekinna Stricklen
2011

Holly Warlick
1980

LADY VOL OLYMPIANS

COACHING STAFF

Pat Summitt
1976 Montreal
Player (Silver)
(UT Martin graduate)

1980 Moscow
Assistant Coach (Boycott)

1984 Los Angeles
Head Coach (Gold)

Nancy Darsch
1984 Los Angeles
Assistant Coach (Gold)

1996 Atlanta
Assistant Coach (Gold)

ATHLETES

Cindy Brogdon

1976 Montreal (Silver)

Tamika Catchings

2004 Athens (Gold)
2008 Beijing (Gold)
2012 London (Gold)
2016 Rio de Janeiro (Gold)

Daedra Charles
1992 Barcelona (Bronze)

Bridgette Gordon
1988 Seoul (Gold)

Lea Henry
1984 Los Angeles (Gold)

Chamique Holdsclaw
2000 Sydney (Gold)

Kara Lawson
2008 Beijing (Gold)

Nikki McCray
1996 Atlanta (Gold)
2000 Sydney (Gold)

Carla McGhee
1996 Atlanta (Gold)

Cindy Noble
1980 Moscow (Boycott)
1984 Los Angeles (Gold)

Candace Parker
2008 Beijing (Gold)
2012 London (Gold)

Jill Rankin
1980 Moscow (Boycott)

Patricia Roberts
1976 Montreal (Silver)

Holly Warlick
1980 Moscow (Boycott)

WOMEN'S BASKETBALL HALL OF FAME /// TENNESSEE INDUCTEES

COACH

Pat Summitt - 1999

ADMINISTRATOR

Gloria Ray - 2010

PLAYERS

Cindy Noble Hauserman - 2000
Patricia Roberts - 2000
Holly Warlick - 2001
Cindy Brogdon - 2002

Daedra Charles-Furlow - 2007
Bridgette Gordon - 2007
Jill Rankin Schneider - 2008
Nikki McCray - 2012

NCAA RECORD /// MOST WINS IN NCAA DIVISION I BASKETBALL

TEAM	FIRST YEAR	SEASONS	WINS	LOSSES
1. Tennessee	1902-03	72	1,319	312
2. Louisiana Tech	1974-75	43	1,091	309
3. UConn	1974-75	43	1,082	297
4. James Madison	1920-21	95	1,071	532
5. Texas	1974-75	43	1,037	381
6. Stanford	1974-75	43	1,036	318
7. Old Dominion	1969-70	48	1,031	419
8. Stephen F. Austin	1968-69	49	1,030	443
9. Ohio St.	1965-66	52	998	427
10. Western Ky.	1914-15	54	960	468
11. Green Bay	1973-74	44	954	336
12. Maryland	1971-72	46	946	414
13. Georgia	1973-74	44	936	409
North Carolina	1974-75	43	936	424
15. Notre Dame	1977-78	40	929	326
16. Penn St.	1964-65	53	920	448
17. Long Beach St.	1963-64	54	917	532
18. Kansas St.	1968-69	49	914	567
19. Belmont	1968-69	49	911	507
Tennessee Tech	1970-71	47	911	523

GENERAL

STAFF

PLAYERS

REVIEW

HISTORY

FACILITIES

NCAA

SEC

RECORDS

MEDIA INFO



LADY VOL SUCCESS IN THE COACHING RANKS

The Tennessee program has not only produced a number of outstanding players during the past 43 years (under Pat Summitt through 2011-12), but UT has turned out some successful coaches as well. The list of different coaches and basketball staff members who have worked at the professional, collegiate and high school levels stands at 95 (44 are active) and represents 56 Lady Vol players (25 are active) as well as current and former assistant coaches, graduate assistants, managers, operations directors, video coordinators and directors of character development who now are serving or have served in the coaching ranks.

PROFESSIONAL RANKS

NAME	POS/YRS AT UT	CURRENT/LAST POSITION
Nancy Darsch	A/GA (78-85)	Former assistant at Seattle Storm (WNBA)
Mickie DeMoss	A (85-03, 10-12)	Former assistant at Indiana Fever (WNBA)
Danielle Donehew	BO (01-08)	Former executive VP at Atlanta Dream (WNBA)
Tonya Edwards	P (1986-90)	Assistant at Los Angeles Sparks (WNBA)
Michael Fahey	V (11-13)	Video coordinator for Chicago Sky (WNBA)
Tanya Haave	P (80-84)	Former head at "Satila" Skene, Sweden
Lisa Harrison	P (89-93)	Former assistant at Phoenix Mercury (WNBA)
Carla McGhee	P (86-90)	Former WNBA Player Personnel
Carolyn Peck	A (93-95)	Former head at Orlando Miracle (WNBA)
Trish Roberts	P (76-77)	Former head at Atlanta Glory (ABL)
Amber Stocks	BO/GA (00-02)	Head at Chicago Sky (WNBA)
Heidi VanDerveer	GA (86-88)	Former assistant at Seattle Storm (WNBA)

COLLEGE RANKS

NAME	POS/YRS AT UT	CURRENT POSITION
Jody Adams	P (89-93)	Former head at Wichita State
Jane Albright	GA (81-83)	Former head at Nevada-Reno
Briana Bass	P (08-12)	Director player development at Indiana
Kathy Allen Becker	GA (02-04)	Director of operations at Clemson
Debbie Ayres	GA (89-90)	Former recruiting coordinator at Stony Brook
Josh Baney	GA (12-13); V (13-14)	Former video coordinator at Tennessee
Angie Bjorklund	P (07-11)	Former graduate assistant at Idaho
Alysiyah Bond	BO (98-01)	Assistant coach at Michigan State
Josh Boucher	M (12-14) V (14-Present)	Former video coordinator at Tennessee
Nancy Bowman Ladd	P (73-75)	Retired head at University of the South
Al Brown	A (95-02)	Assistant at Duke
Greg Brown	A/GA (02-04)	Head at Lipscomb
Niya Butts	P (96-00)	Assistant at Kentucky
Tasha Butts	P (00-04); GA (04-05)	Assistant at LSU
Nikki Caldwell Fargas	P (90-94); GA (98-99) A (02-08)	Head at LSU
Kelli Casteel Cook	P (88-92)	Former head at Maryville
Daedra Charles-Furlow	P (89-91); A (08-10); DCD (10-12)	Former dir. of character dev. at Tennessee
Shelia Collins	P (81-85)	Former head at West Georgia
Abby Conklin	P (93-97)	Former assistant at San Francisco
Tony Cross	GA (83-84)	Former assistant at Murray State
Elizabeth Curry	P (06-07); GA (07-09)	Former head at Graceland (Iowa)
Nancy Darsch	A/GA (78-85)	Former head at Ohio State
Mickie DeMoss	A (85-03, 10-12)	Assistant at LSU
Rochone Dilligard	P (91-94)	Former assistant at Austin Peay
Todd Dooley	M (94-97)	Former assistant at Maryville
Dustin Edwards	V (10-11)	Former Assistant at Loyola (Chicago)
Tonya Edwards	P (86-90)	Former head at Alcorn State
Angel Elderkin	GA (05-06) V (06-07)	Head at Appalachian State
Kyra Elzy	P (96-01); A (12-16)	Associate head at Kentucky
Michael Fahey	V (11-13)	Former assistant at Lewis (Ill.)
Sharon Fanning-Otis	GA (75-76)	Retired head at Mississippi State
Sheila Frost Anderson	P (85-89)	Former assistant at Richmond
Alex Fuller Simmons	P (04-09)	Assistant at Mississippi
Teresa Geter	P (97-99)	Former head at Denmark Technical College
Stephanie Glance	AA/A (09-10)	Former head at Columbia
Bridgette Gordon	P (85-89)	Assistant at Tennessee
Aubrey Guastalli	P (05-06)	Former assistant at Fresno Pacific
Tanya Haave	P (80-84)	Head at Metropolitan State
Kathy Harston	BO (08-12)	Sr. Assoc. A.D. at Texas
Sylvia Hatchell	GA (74-75)	Head at North Carolina
Dena Head	P (88-92)	Former Assistant at Central Connecticut State
Lea Henry Manning	P (79-83)	Former head at Darton (Ga.)

LADY VOL SUCCESS IN COACHING RANKS (CONTINUED)

Gwen Jackson	P (99-03)	Former head at Saint Paul's (Va.)
Marlene Jeter	P (90-92)	Former head at Clinton J.C. (S.C.)
Bernitha Johnson	M (03-05)	Former Assistant at Louisiana Tech
Brian Johnson	M (14-16)	Coordinator of player dev., recruit., video ops.
Dana Johnson	P (91-95)	Former assistant at Morgan State
Kellie Jolly Harper	P (95-99)	Head at Missouri State
Cassie Kowaleski	M (08-09); GA (09-10)	Former dir. of BB operations at Illinois State
Angela Lawson	GA (89-91)	Former head at Incarnate Word
Cheryl Littlejohn	P (83-87)	Former head at Chicago State
Alicia Manning	P (08-12)	Former assistant at John Carroll
Michelle Marciniak	P (93-96)	Former assistant at South Carolina
Ariel Massengale	P (11-15)	Graduate assistant at Ole Miss
Nikki McCray Penson	P (91-95)	Head at Old Dominion
Courtney McDaniel	P (00-04)	Former assistant at King (Tenn.)
Calamity McEntire	M (02-03)	Assistant/recruiting coordinator at Dayton
Carla McGhee	P (86-90)	Former dir. of operations at Nevada-Reno
Matthew Mitchell	GA (99-00)	Head at Kentucky
Zandra Montgomery Morris	P (77-79)	Former assistant at Lee
Loree Moore	P (01-05)	Head at Citrus (Calif.)
Cindy Noble Hauserman	P (78-81)	Retired head at Centre
Mary Ostrowski	P (80-84)	Former assistant at Ohio State
Carolyn Peck	A (93-95)	Assistant at Vanderbilt
Shalon Pillow	P (98-02)	Assistant at Middle Tennessee
Semeka Randall	P (97-01)	Assistant at Wright State
Trish Roberts	P (76-77)	Former head at Agnes Scott
Jill Rankin Schneider	P (79-80); GA (80-81)	Former Assistant at Texas
Bett Shelby	M (01-02)	Assistant at Maryland
Joy Scruggs	P (72-75)	Retired head at Emory & Henry
Amber Smith	GA (13-14)	Player development at Kentucky
Judy Southard	GA (77-78)	Retired head at Marshall
Nikki Stewart	GA (00-02)	Former director of operations at Auburn
Amber Stocks	BO/GA (00-02)	Former assistant at Xavier
Pam Tanner	GA/A (90-93)	Former head at Denver
Heidi VanDerveer	GA (86-88)	Head at UC San Diego
Holly Warlick	P (76-80); A (86-12); H (12-Present)	Head at Tennessee
Sarah Wilkinson	M (14-17)	Graduate assistant at Florida
Kamiko Williams	P (09-13)	Assistant at New Haven

■ HIGH SCHOOL RANKS

NAME	POS/YRS AT UT	CURRENT
Janet Allmon	GA (83-84)	Former head at Baldwin (Ga.) H.S.
Debbie Ayres	GA (89-90)	Head at California School for the Deaf
Suzanne Barbre Singleton	P (74-78)	Former head at Maryville (Tenn.) H.S.
Dianne Brady	P (74-75)	Former head at McMinn Co. (Tenn.) H.S.
Cindy Brogdon	P (77-79)	Former head at Centennial (Ga.) H.S.
Daedra Charles-Furlow	P (89-91); A (08-10); DCD (10-12)	Former head at West (Knoxville, Tenn.) H.S.
Abby Conklin	P (93-97)	Former head at Trinity (Ill.) H.S.
Rochone Dilligard	P (91-94)	Head at Salem (Conyers, Ga.) H.S.
Tonya Edwards	P (86-90)	Former head at Northwestern (Mich.) H.S.
Sheila Frost Anderson	P (85-89)	Head at Life Way Christian (Centerton, Ark.) School
Debbie Groover Buckner	P (77-81)	Former assistant at Woodstock (Ga.) H.S.
Karla Horton Douglas	P (84-87)	Former assistant at Maryville (Tenn.) H.S.
Gwen Jackson	P (99-03)	Former head at Austin-East (Knoxville, Tenn.) H.S.
Marlene Jeter	P (90-92)	Former head at Carmel Christian (Matthews, N.C.)
Dana Johnson	P (91-95)	Athletics director at Dunbar (Baltimore, Md.) H.S.
Alicia Manning	P (08-12)	Head at Northwest (Canal Fulton, Ohio) H.S.
Dawn Marsh	P (84-88)	Former head at Duluth (Ga.) H.S.
Courtney McDaniel	P (00-04)	Head at Archbishop Carroll (Miami, Fla.) H.S.
Zandra Montgomery Morris	P (77-79)	Former head at Cleveland (Tenn.) H.S. boys team
Cindy Noble Hauserman	P (78-81)	Former head at Westfall (Williamsport, Ohio) H.S.
Pam Owens	GA (06)	Former head at Nimitz (Irving, Texas) H.S.
Jill Rankin Schneider	P (79-80); GA (80-81)	Head at Monterey (Lubbock, Texas) H.S.
Shelley Sexton Collier	P (83-87); GA (88-89)	Head at Webb (Knoxville, Tenn.) H.S.
Sydney Smallbone	P (2007-11)	Head at St. Joseph's School (South Bend, Ind.) H.S.
Pashen Thompson	P (93-97)	Former head at Philadelphia (Miss.) H.S.
Tiffany Woosley	P (91-95)	Former head at Lincoln County (Fayetteville, Tenn.) H.S.

Key: "P" indicates player; "GA" indicates graduate assistant; "A" indicates assistant; "DCD" indicates director of character development; "HC" indicates head coach; "M" indicates manager; "BO" indicates basketball operations director; "V" indicates video coordinator; "AA" indicates administrative assistant.

GENERAL

STAFF

PLAYERS

REVIEW

HISTORY

FACILITIES

NCAA

SEC

RECORDS

MEDIA INFO



LADY VOL LEGENDS

Tennessee has recognized the careers of six supremely-gifted Lady Vols and a history-shattering coach with the hanging of jersey-banners from the rafters of Thompson-Boling Arena. The most recent individual added to the collection of Lady Vol legends came on Jan. 2, 2014, when a No. 3 banner honoring player Candace Parker was hoisted skyward.

Parker joined players Holly Warlick, Bridgette Gordon, Daedra Charles, Chamique Holdsclaw and Tamika Catchings, and coach Pat Summitt among those honored with a banner hanging in UT's basketball venue.



NO. 22 HOLLY WARLICK

Guard » 1976-80 » Knoxville, Tenn.

The first Tennessee athlete, either male or female, to have her jersey retired was Holly Warlick. Her uniform was retired on Feb. 18, 1980, in a ceremony after Tennessee's 89-72 win over Clemson in Stokely Athletics Center. A play-making wizard for the Lady Vols from 1976-80, Holly earned All-America honors three times. At the time of the ceremony, she held UT records for most assists in a game (14), most steals in a game (9), and most assists in a season (225).

Holly could not hang up her uniform right away. She played six more games after the retirement party. The final time she donned No. 22 was in the AIAW National Championship game when the Lady Vols fell to Old Dominion, 68-53.

During her years at Tennessee, the Lady Vols produced a 118-23 overall record, three trips to the Final Four and a first-ever SEC Tournament title. She later went on to become a member of the 1980 U.S. Olympic Team.

Now the head coach of the Lady Vols, Warlick's No. 22 banner hangs in the rafters above the court in Thompson-Boling Arena.

NO. 30 BRIDGETTE GORDON

Forward » 1985-89 » DeLand, Fla.

Ten years later, the second Lady Vol basketball jersey was retired. Bridgette Gordon returned to Thompson-Boling Arena after a stellar career at Tennessee to see her No. 30 honored during halftime of Tennessee's 76-70 win over Texas on Jan. 17, 1990.

Bridgette led the Lady Vols to a 115-21 record during her four years at UT. She was the driving force behind an NCAA-record four consecutive trips to the Final Four as well as two NCAA and two SEC Championships.

Bridgette was the first freshman ever to lead UT in scoring, and she earned co-SEC Rookie of the Year and All-SEC honors. The next year she led Tennessee to its first NCAA title, earned All-SEC honors again and was named to the All-Final Four team. She capped All-SEC honors and was named MVP of the SEC Tournament as a junior. She also earned her first of two Kodak All-America honors that year.

After earning a gold medal as a member of the 1988 U.S. Olympic basketball team, Bridgette returned to Tennessee for her senior season. She led the Lady Vols to the 1989 NCAA title and was named MVP of the Final Four. She finished her career as the all-time leading scorer in NCAA Tournament history.

Bridgette graduated in 1989 with a B.S. in political science. She was basketball's nominee for the 1989 Honda-Broderick Award, which is symbolic for women's academic and athletic achievement.



NO. 32 DAEDRA CHARLES

Center » 1988-91 » Detroit, Mich.

When Tennessee hosted the SEC-Big 10 Challenge in Dec. 28, 1991, Daedra Charles became the next Lady Vol to have her jersey retired. Charles returned to Knoxville from Como, Italy, where she was playing professional basketball with former Lady Vol teammate Bridgette Gordon. Charles came to surprise Lady Vol head coach Pat Summitt by announcing the endowment of the Pat Head Summitt Scholarship, presented by Charles, Gordon and another former Lady Vol, Lisa McGill Reagan. Summitt, who was unaware of the endowment, had planned the retirement ceremony as a surprise for Charles.

A two-time Kodak All-American at Tennessee, Daedra was the 1991 SEC Woman Athlete of the Year. She became the first player from the SEC to win the Wade Trophy, the highest honor in women's basketball. All this came after leading Tennessee to its third NCAA title in five years.

She finished her career seventh on the UT scoring list (1495), sixth in rebounding (858) and second in shots blocked (95), despite missing her freshman season as a Prop 48 student. Still, Daedra graduated in four years, earning a bachelor's degree in child and family studies.

NO. 23 CHAMIQUE HOLDSCLAW

Forward » 1995-99 » Astoria, N.Y.

During halftime of the Lady Vols' 92-88 home triumph over archrival Connecticut on Feb. 1, 2001, the collegiate career of arguably the greatest women's player to ever play the game was officially closed when Chamique Holdsclaw became just the fourth Lady Vol to have her jersey retired.

The Naismith Player of the Century and one of only six four-time Kodak All-Americans in the history of women's basketball, Holdsclaw led the Orange and White to a 131-17 overall record and an unprecedented three consecutive national championships from 1996-98, while establishing herself as the program's all-time leader in scoring (3,025 points) and rebounding (1,295).

The NCAA Tournament's most outstanding player in 1997 and 1998, Holdsclaw still holds the record for points (479 points, 21.8 ppg) and rebounds (198 rebounds, 9.0 rpg) accumulated in tournament games.

The first two-time winner of the Associated Press Player of the Year Award, Holdsclaw garnered 34 individual awards during her career, including 21 player of the year honors from a variety of organizations. In 2006, Holdsclaw was named to the NCAA 25th Anniversary Team. She was previously named to the Kodak 25th Anniversary Team in 1999.



LADY VOL LEGENDS (CONTINUED)



NO. 24 TAMIKA CATCHINGS

Forward » 1997-01 » Duncanville, Texas

The fifth Lady Vol jersey to be retired belonged to Tamika Catchings in a halftime ceremony on Dec. 7, 2003, against Louisiana Tech. From the moment she stepped on the court in the number 24 orange and white jersey, we knew from her contagious smile that she was a special person, and from her deadly baseline-to-baseline hustling for all 40 minutes, a truly phenomenal player.

This special six-foot, one-inch forward had the heart of a champion and could play anywhere on the court. Her UT career was shortened during her senior year when she went crashing to the floor with a torn anterior cruciate ligament in game 17 versus Mississippi State.

Her list of awards was staggering, as she captured a slew of them while being tabbed as UT's second four-time Kodak All-American. What she accomplished in the span of her collegiate career is the stuff of legend. She played in 127 games as a Lady Vol. Her assault on the record books is legendary for both scoring, with 2,113 points, and rebounding, 1,004 boards. Both marks rank her third all-time. She also finished her career second all-time in steals with 311 and blocked shots with 136. And remember, she missed half of her senior season.

Her teammates will tell you how special it was to earn a blue adidas headband after Catchings went out with the injury. Earning one meant they hustled like "Catch" would have. The Eleanor Roosevelt League for the Hard of Hearing honored her in 1998 – as a special role model for youngsters and adults with hearing impairments. Her UT academic counselors will relate stories about Catchings graduating ahead of her class in December 2000. People in the Knoxville community will tell you of the countless hours she put in with youths from all walks of life – from playgrounds to hospitals.

An WNBA All-Star for the Indiana Fever, Catchings added to her collection of accolades in the Summer of 2004 with a gold medal as a member of the USA Women's Basketball Team at the Athens Olympic Games. She also added gold medals at the 2008 and 2012 Olympiads as well.



PAT SUMMITT

Head Coach » 1974-2012 » Henrietta, Tenn.

The sixth woman and first non-player to be honored with a banner at Thompson-Boling Arena was Pat Summitt, who coached Tennessee for 38 years and compiled a 1,098-208 career record with the most wins in NCAA women's or men's basketball history. Summitt's banner was hoisted prior to a nationally-televised game vs. Notre Dame on Jan. 28, 2013.

The legendary Summitt directed Tennessee to eight NCAA National Championships, 31-consecutive NCAA Tournament appearances and 18 NCAA Final Fours. At the conference level, she directed her squads to 16 SEC regular-season titles and 16 SEC tournament championships, including a tourney title in her final season at the helm in 2012.

During her career, Summitt produced 21 WBCA/Kodak/State Farm All-Americans, 39 All-SEC players, 12 Olympians and 34 WNBA draft picks, including 15 first-round selections. The number she was most proud of, however, was the 100-percent graduation rate for the 122 players who completed their careers and earned degrees at Tennessee.

Collecting an incredible array of honors during her career, Summitt was named SEC Coach of the Year eight times – 1993, 1995, 1998, 2001, 2003, 2004, 2007 and 2011. She was named the 1987, 1989, 1994, 1998 and 2004 Naismith Women's College Coach of the Year and WBCA/Converse Coach of the Year in 1983 and 1995 and the IKON/WBCA Coach of the Year in 1998.

Summitt belongs to the FIBA International, Naismith Memorial, Women's Basketball, Women's Sports Foundation, Tennessee Lady Vol, Tennessee Sports, Greater Knoxville Sports, and National Association for Sports and Physical Education Hall of Fame. Her most esteemed honor, however, came on May 29, 2012, when she received the Presidential Medal of Freedom (presented by President Barack Obama) at White House.



NO. 3 CANDACE PARKER

Guard/Forward/Center » 2004-08 » Naperville, Ill.

The seventh woman and sixth player to be honored with a jersey retirement ceremony at Thompson-Boling Arena was Candace Parker. The 6-foot-4 Parker's banner was unveiled on Jan. 2, 2014, prior to the Lady Vols' SEC opener vs. LSU.

During her three-year playing career, Parker led the Lady Vols to a pair of NCAA Championships in 2007 and 2008, to an SEC regular-season crown in 2007 and to SEC Tournament titles in 2006 and 2008. Tennessee posted a 101-10 overall record during her time at Rocky Top and a 38-4 mark in SEC play.

Parker started 109 of her 110 career games, scoring the third-most points in school history (2,137) and pulling down the sixth-best rebounding tally at 972. She still ranks No. 2 in career double-doubles with 45 and stands tied for No. 2 in career rebounding average (8.8) and No. 4 in career scoring average (19.4).

Not the first player to dunk in the college game or even at Tennessee, Parker did make the dunk a more common occurrence in women's basketball. She was the first to dunk in an NCAA game, doing so twice vs. Army on March 19, 2006. She also set UT records for most dunks in a game (2), season (4) and career (7).

Because of her play, she has earned a plethora of awards. Among them, John R. Wooden and USBWA Player of the Year (2007, 2008), NCAA Tournament Most Outstanding Player (2007, 2008), WBCA All-American (2006, 2007, 2008), SEC Female Athlete of the Year (2008), SEC Player of the Year (2007), Coaches First-Team All-SEC (2006, 2007, 2008), CoSIDA Academic All-American (2007, 2008) and CoSIDA Academic All-American of the Year (2008).

After helping Tennessee win the 2008 NCAA title in Tampa, Fla., Parker was chosen as the first pick of that spring's WNBA Draft by the Los Angeles Sparks, earning league MVP and rookie of the year honors. She also played a key role in the U.S. women winning a gold medal at the 2008 Summer Olympics and has continued to escalate her stature in both the professional ranks and internationally.

GENERAL

STAFF

PLAYERS

REVIEW

HISTORY

FACILITIES

NCAA

SEC

RECORDS

MEDIA INFO



LADY VOLS IN THE PROFESSIONAL RANKS

Until recently, there have been a limited number of opportunities for women to play basketball in the professional ranks. However, 55 Lady Vols have taken advantage of the opportunity to play past their collegiate days in overseas leagues and in the United States. In 2017, seven #LVFL standouts saw action in the Women's National Basketball Association (WNBA).

LADY VOLS IN THE WNBA (DURING 2017 SEASON)

CIERRA BURDICK

2017 San Antonio Stars
 2017 New York Liberty
 2015-2016 Atlanta Dream
 2015 (Drafted) Los Angeles Sparks

BASHAARA GRAVES

2017-present Chicago Sky
 2016 Minnesota Lynx
 2016 (Drafted) Minnesota Lynx

ISABELLE HARRISON

2017-present San Antonio Stars
 2015-16 Phoenix Mercury

GLORY JOHNSON

2016-present Dallas Wings
 2012-15 Tulsa Shock
 2-time WNBA All-Star
 2012 WNBA All-Rookie Team

CANDACE PARKER

2008-present Los Angeles Sparks
 2016 WNBA Champion
 2016 WNBA Finals MVP
 2008 & 2013 WNBA MVP
 2013 WNBA All-Star Game MVP
 4-time WNBA All-Star
 5-time All-WNBA First Team
 2-time All-WNBA Second Team
 2-time All-Defensive Second Team
 2008 WNBA Rookie of the Year
 WNBA Top 20 @ 20

MEIGHAN SIMMONS

2016-17 Atlanta Dream
 2014 (Drafted) New York Liberty

SHEKINNA STRICKLEN

2015-present Connecticut Sun
 2012-14 Seattle Storm

ALL-TIME LADY VOL WNBA DRAFT PICKS (39)

Year	Name	Round/Pick	Team	Year	Name	Round/Pick	Team
1997	Dena Head	Elite-1st/1st	Utah	2007	Sidney Spencer	2nd/25th	Los Angeles
1997	Daedra Charles	Elite-1st/8th	Los Angeles	2008	Candace Parker	1st/1st	Los Angeles
1999	Chamique Holdsclaw	1st/1st	Washington	2008	Alexis Hornbuckle	1st/4th	Detroit
1999	Tonya Edwards	1st/7th	Minnesota	2008	Shannon Bobbitt	2nd/15th	Los Angeles
1999	Lisa Harrison	3rd/34th	Phoenix	2008	Nicky Anosike	2nd/16th	Minnesota
1999	Carla McGhee	4th/44th	Orlando	2008	Alberta Auguste	3rd/35th	New York
1999	Kellie Jolly	4th/47th	Cleveland	2011	Angie Bjorklund	2nd/17th	Chicago
2000	Latina Davis	4th/50th	Indiana	2012	Shekinna Stricklen	1st/2nd	Seattle
2001	Tamika Catchings	1st/3rd	Indiana	2012	Glory Johnson	1st/4th	Tulsa
2001	Semeka Randall	2nd/17th	Seattle	2012	Kelley Cain	1st/7th	New York
2001	Kristen Clement	4th/63rd	Houston	2012	Vicki Baugh	3rd/25th	Tulsa
2002	Michelle Snow	1st/10th	Houston	2013	Kamiko Williams	2nd/15th	New York
2003	Kara Lawson	1st/5th	Detroit	2014	Meighan Simmons	3rd/26th	New York
2003	Gwen Jackson	1st/6th	Indiana	2015	Isabelle Harrison	1st/12th	Phoenix
2004	Ashley Robinson	2nd/14th	Phoenix	2015	Cierra Burdick	2nd/14th	Los Angeles
2004	Tasha Butts	2nd/20th	Minnesota	2015	Ariel Massengale	3rd/29th	Atlanta
2005	Loree Moore	1st/10th	New York	2016	Bashaara Graves	2nd/22nd	Minnesota
2005	Shyra Ely	2nd/14th	San Antonio	2017	Jordan Reynolds	2nd/19th	Atlanta
2006	Tye'sha Fluker	1st/10th	Charlotte	2017	Schaquilla Nunn	3rd/25th	San Antonio
2006	Shanna Zolman	2nd/16th	San Antonio				

LADY VOLS IN THE PROFESSIONAL RANKS (CONTINUED)

FORMER LADY VOL PRO PLAYERS

WNBA PLAYERS

NICKY ANOSIKE

2012 Los Angeles Sparks
2011 Washington Mystics
2008-10 Minnesota Lynx
2009 WNBA All-Star
2008 WNBA Rookie Team

ALBERTA AUGUSTE

2008 New York Liberty

VICKI BAUGH

2016-present San Antonio Stars
2014-15 Tulsa Shock
2012 Tulsa Shock

ANGIE BJORKLUND

2011 Chicago Sky

SHANNON BOBBITT

2012 Washington Mystics
2011 Indiana Fever
2008-09 Los Angeles Sparks

TASHA BUTTS

2006 Charlotte Sting
2004-05 Minnesota Lynx

KELLEY CAIN

2014 Connecticut Sun
2012 New York Liberty

TAMIKA CATCHINGS

2001-2016 Indiana Fever
2012 WNBA Champion
2012 WNBA Finals MVP
2011 WNBA MVP
10-time WNBA All-Star
2010, '13, '16 Kim Perrot Sportsman-
ship Award
2005, '06, '09, '10, '12 Defensive Play-
er of the Year
7-time All-WNBA First Team
5-time All-WNBA Second Team
10-time WNBA All-Defensive First
Team
2002 WNBA Rookie of the Year
WNBA Top 20 @ 20

DAEDRA CHARLES

1997 Los Angeles Sparks

KRISTEN CLEMENT

2001 Houston Comets

LATINA DAVIS

2000 Indiana Fever

TONYA EDWARDS

2001-02 Charlotte Sting
2000-01 Phoenix Mercury
1999-2000 Minnesota Lynx
1999 WNBA All-Star

SHYRA ELY

2011 Indiana Fever
2009 Chicago Sky
2007-08 Seattle Storm
2005-06 San Antonio Silver Stars

TYE'SHA FLUKER

2008 Chicago Sky
2007 Los Angeles Sparks
2007 Seattle Storm
2006 Charlotte Sting

BRIDGETTE GORDON

1997-98 Sacramento Monarchs

LISA HARRISON

1999-'03, '05 Phoenix Mercury

DENA HEAD

2000 Phoenix Mercury
1997-98 Utah Starzz

CHAMIQUE HOLDSCLAW

2010 San Antonio Silver Stars
2009 Atlanta Dream
2005-07 Los Angeles Sparks
1999-2004 Washington Mystics
Six-time WNBA All-Star
1999 WNBA Rookie of the Year

ALEXIS HORNBuckle

2012-13 Phoenix Mercury
2010-11 Minnesota Lynx
2008-2010 Detroit/Tulsa Shock
2011 WNBA Champions
2008 WNBA Champions

GWEN JACKSON

2004-05 Phoenix Mercury
2003-04 San Antonio Silver Stars
2003 Indiana Fever (Drafted)

TIFFANI JOHNSON

2006 Seattle
2000-04 Houston Comets
1998 Phoenix Mercury
1998 Sacramento Monarchs
2000 WNBA Champions

KELLIE JOLLY

1999 Cleveland Rockers

KARA LAWSON

2014-15 Washington Mystics
2010-13 Connecticut Sun
2003-09 Sacramento Monarchs
2013 Dawn Staley Comm. Assist Award
2009 & 2012 Kim Perrot Sportsman-
ship Award
2007 WNBA All-Star
2005 WNBA Champion

MICHELLE MARCINIAK

2001-02 Seattle Storm
2000-01 Portland Fire

ARIEL MASSENGALE

2015 Atlanta Dream

NIKKI MCCRAY

2006 Chicago Sky
2005 San Antonio Silver Stars
2004 Phoenix Mercury
2002-03 Indiana Fever
1997-2001 Washington Mystics
Three-time WNBA All-Star

CARLA MCGHEE

1999-2002 Orlando Miracle

LOREE MOORE

2005-09 New York Liberty

SEMEKA RANDALL

2003-04 San Antonio Silver Stars
2002 Utah Starzz
2001-02 Seattle Storm

ASHLEY ROBINSON

2013 Seattle Storm
2012-13 Washington Mystics
2006-11 Seattle Storm
2006 Chicago Sky
2004-05 Phoenix Mercury
2010 WNBA Champions

MICHELLE SNOW

2015 Los Angeles Sparks
2012-13 Washington Mystics
2011 Chicago Sky

2010 San Antonio Silver Stars
2009 Atlanta Dream
2002-08 Houston Comets
2005 & 2006 WNBA All-Star
2003 WNBA Most Improved Player

SIDNEY SPENCER

2011 Phoenix Mercury
2009-11 New York Liberty
2007-08 Los Angeles Sparks

KAMIKO WILLIAMS

2013 New York Liberty

TIFFANY WOOSLEY

1997-98 Houston Comets
1997 & 1998 WNBA Champions

SHANNA ZOLMAN

2010 Tulsa Shock
2006-09 San Antonio Silver Stars

ABL PLAYERS

DANA JOHNSON

1996-97 New England Blizzard

ABBY CONKLIN

1997-98 Atlanta Glory

LATINA DAVIS

1997-98 Columbus Quest
1996-97 Atlanta Glory

TONYA EDWARDS

1996-98 Columbus Quest

SHEILA FROST

1996-98 Portland Power

LISA HARRISON

1996-98 Columbus Quest,
Portland Power

MICHELLE MARCINIAK

1997-98 Philadelphia Rage,
Nashville Noise
Portland Power

NIKKI MCCRAY

1996-97 Columbus Quest
1997 ABL MVP

CARLA MCGHEE

1996-98 Columbus Quest,
Nashville Noise
Atlanta Glory

PASHEN THOMPSON

1997-98 Columbus Quest

VONDA WARD

1996-97 Colorado Xplosion

WBL PLAYERS

CINDY BROGDON (WBL)

1979-81 St. Louis

HOLLY WARLICK (WBL)

1980-81 Nebraska Wranglers

WPBA PLAYERS

LEA HENRY (WPBA)

1984 Houston Shamrocks

PAULA TOWNS (WPBA)

1984 Houston Shamrocks

GENERAL

STAFF

PLAYERS

REVIEW

HISTORY

FACILITIES

NCAA

SEC

RECORDS

MEDIA INFO



LADY VOLS IN THE WNBA DRAFT

The Lady Vol basketball program has produced 55 professional players over the years, including 44 alumnae who went on to play in the WNBA. Of those 44 who continued their careers at the professional level in the WNBA, 39 were selected on Draft day and 16 were picked in the first round.

Tennessee has placed two or more players in the first round of the draft five times. The 2012 draft was the Lady Vols' best yet, as Shekinna Stricklen (2nd, Seattle), Glory Johnson (4th, Tulsa) and Kelley Cain (7th, New York) all went in the first round. Vicki Baugh was taken in the third round (25th overall pick) by Tulsa.

Candace Parker and Alexis Hornbuckle were taken in 2008. The Sparks chose Parker with the first overall pick. Hornbuckle followed closely behind as the Shock picked her up with the fourth selection.

Dena Head and Daedra Charles were selected first and eighth respectively in the 1997 draft. Lady Vols doubled up again in 1999, with Chamique Holdsclaw going first to the Mystics and Tonya Edwards going seventh to the Lynx. Kara Lawson and Gwen Jackson were taken with back-to-back picks in 2003, with Lawson going fifth to the Shock and Jackson going sixth to the Fever.

LADY VOLS TAKEN IN THE WNBA FIRST ROUND (16)

Player	Year	Pick	Team
Dena Head	1997 (Elite Draft)	1	Utah Starzz
Daedra Charles	1997 (Elite Draft)	8	Los Angeles Sparks
Chamique Holdsclaw	1999	1	Washington Mystics
Tonya Edwards	1999	7	Minnesota Lynx
Tamika Catchings	2001	3	Indiana Fever
Michelle Snow	2002	10	Houston Comets
Kara Lawson	2003	5	Detroit Shock
Gwen Jackson	2003	6	Indiana Fever
Loree Moore	2005	10	New York Liberty
Tye'sha Fluker	2006	10	Charlotte Sting
Candace Parker	2008	1	Los Angeles Sparks
Alexis Hornbuckle	2008	4	Detroit Shock
Shekinna Stricklen	2012	2	Seattle Storm
Glory Johnson	2012	4	Tulsa Shock
Kelley Cain	2012	7	New York Liberty
Isabelle Harrison	2015	12	Phoenix Mercury

ALL-TIME LADY VOL TEAMS

1973-74 » 25-2 » 3RD AIAW REGION II

10	Sandy Carter	FR	5-6	Nashville, TN
12	Nancy Bowman	JR	5-4	Lenoir City, TN
20	Dianne Brady	JR	5-2	Calhoun, TN
22	Joy Scruggs	JR	5-3	Cleveland, TN
24	Melinda Borthick	SR	5-4	Springfield, TN
30	Sue Thomas	FR	5-8	Maryville, TN
32	Jackie Watson	FR	5-8	Crossville, TN
40	Aimee Fuller	FR	5-7	Knoxville, TN
42	Jackie Dunbar	JR	5-7	Portland, TN
44	Gloria Scott	JR	5-11	Knoxville, TN
50	Maria Hohne	FR	6-2	Lewisburg, TN
52	Gail Dobson	JR	5-9	Greeneville, TN
	Sue Groves			
	Kyran Lenahan			
	Sue Schultze			

1974-75 » 16-8 » STATE TOURNAMENT

10	Liza Graves	FR	G	5-5	Knoxville, TN
12	Nancy Bowman	SR	G	5-3	Lenoir City, TN
14	Janice Koehler	SO	G	5-6	Nashville, TN
20	Dianne Brady	SR	G	5-2	Calhoun, TN
22	Joy Scruggs	SR	G	5-1	Cleveland, TN
24	Cindy Boggs	SR	G	5-6	Ducktown, TN
30	Sue Thomas	SO	F	5-8	Maryville, TN
32	Jackie Watson	SO	G	5-6	Crossville, TN
34	Suzanne Barbre	FR	G	5-8	Morristown, TN
40	Marcia Garner	JR	F	5-8	Maryville, TN
52	Gail Dobson	SR	C	5-10	Greeneville, TN

1975-76 » 16-11 » REGIONAL TOURNAMENT

10	Liza Graves	SO	G	5-5	Knoxville, TN
12	Fonda Bondurant	FR	G	5-6	South Fulton, TN
14	Janice Koehler	JR	G	5-6	Nashville, TN
30	Sue Thomas	JR	F	5-8	Maryville, TN
32	Jackie Watson	JR	F	5-8	Crossville, TN
34	Suzanne Barbre	SO	G	5-8	Morristown, TN
40	Marcia Garner	SR	F	5-8	Maryville, TN
42	Lisa McGill	FR	C	5-9	Gatlinburg, TN
44	Jane Pemberton	FR	C	5-10	Deer Lodge, TN
52	Kathie Greene	FR	C	6-1	New Market, TN

ALL-TIME LADY VOL TEAMS (CONTINUED)

■ 1976-77 » 28-5 » 3RD AIAW NATIONAL CHAMPIONSHIPS

Starting poll position: 17th (12-8-76)
Highest 1976-77 ranking: 5th (3-16-77)
Lowest 1976-77 ranking: 19th (12-15-76)
Final 1976-77 poll position: 5th (3-16-77)
Actual AIAW finish: 3rd in nation

No.	Name	Year	Pos.	Ht.	Hometown	PPG	RPG	FG-Pct.	FT-Pct.
12	Fonda Bondurant	SO	F	5-8	South Fulton, TN	2.1	.87	.500	.792
14	Sherri Fancher	FR	G/F	5-7	Newport, TN	2.0	.86	.432	.687
20	Susie Davis	FR	F	5-8	Hohenwald, TN	2.1	1.6	.344	.476
22	*Holly Warlick	FR	F/G	5-7	Knoxville, TN	5.4	3.8	.383	.489
24	*Lisa McGill	SO	F/G	5-10	Gatlinburg, TN	8.2	6.4	.431	.708
30	*Sue Thomas	SR	F	5-8	Maryville, TN	11.3	6.1	.479	.800
32	Jackie Watson	SR	F	5-8	Crossville, TN	4.9	3.8	.405	.512
34	*Suzanne Barbre	JR	F	5-7	Morristown, TN	11.0	4.3	.486	.557
40	Kathy O'Neil	FR	C	5-11	Newport, TN	3.1	2.3	.404	.594
44	*Patricia Roberts	SR	F/C	6-1	Monroe, GA	29.9	14.2	.646	.748
52	Emily Roberts	FR	C	5-9	Sharon, TN	2.8	2.3	.443	.692

■ 1977-78 » 27-4 » #1 IN THE FINAL AP TOP 20

Starting poll position: 1st (11-25-77)
Highest 1977-78 ranking: 1st (six times)
Lowest 1977-78 ranking: 5th (12-14-77)
Final 1977-78 poll position: 1st (3-15-78)
Actual AIAW finish: Lost in South Satellite Final

No.	Name	Year	Pos.	Ht.	Hometown	PPG	RPG	FG-Pct.	FT-Pct.
12	Liza Graves	SR	G	5-5	Knoxville, TN	0.3	0.6	.300	.000
14	Sherri Fancher	SO	G	5-7	Knoxville, TN	2.1	1.0	.350	.750
15	Leanne Hance	JR	F	5-7	Morristown, TN	0.2	1.2	.400	.333
20	Susie Davis	SO	F	5-8	Hohenwald, TN	1.9	1.5	.400	.461
22	*Holly Warlick	SO	G	5-7	Knoxville, TN	6.6	2.9	.486	.531
30	*Zandra Montgomery	JR	F	5-10	Cleveland, TN	13.5	6.0	.490	.732
31	Jan Seay	JR	G	5-8	Albany, GA				
34	*Suzanne Barbre	SR	F	5-7	Morristown, TN	16.0	4.0	.504	.642
40	Kathy O'Neil	SO	C	5-11	Newport, TN	4.9	3.5	.432	.561
44	*Cindy Brogdon	JR	F	5-10	Buford, GA	21.7	7.6	.482	.864
52	*Debbie Groover	FR	C	6-0	Canton, GA	10.1	5.5	.468	.777
55	Cindy Ely	FR	C	6-1	Canton, GA	5.7	5.1	.479	.533

■ 1978-79 » 30-9 » 3RD AIAW NATIONAL CHAMPIONSHIPS

Starting poll position: 1st (11-25-78)
Highest 1978-79 ranking: 1st (three times)
Lowest 1978-79 ranking: 8th (3-6-79)
Final 1978-79 poll position: 3rd (3-20-79)
Actual AIAW finish: 3rd in nation

No.	Name	Year	Pos.	Ht.	Hometown	PPG	RPG	FG-Pct.	FT-Pct.
14	Sherri Fancher	JR	G	5-7	Newport, TN	1.1	1.0	.250	.566
20	Susie Davis	JR	F	5-8	Hohenwald, TN	0.7	1.3	.290	.400
22	*Holly Warlick	JR	G	5-7	Knoxville, TN	6.4	3.9	.438	.690
24	Lisa McGill	JR	F	5-10	Gatlinburg, TN	1.4	1.0	.333	.533
30	Zandra Montgomery	SR	F	5-10	Cleveland, TN	6.8	3.7	.470	.630
31	Jerilynn Harper	FR	C	6-1	Jefferson City, TN	9.9	4.6	.560	.730
32	*Cindy Noble	SO	C	6-5	Clarksburg, OH	12.8	6.2	.582	.760
34	Susan Clower	FR	G	5-8	Kingston, TN	2.1	1.0	.357	.620
40	*Kathy O'Neil	JR	F	5-11	Newport, TN	6.8	4.2	.486	.650
44	*Cindy Brogdon	SR	F	5-10	Buford, GA	20.1	4.7	.497	.813
52	*Debbie Groover	SO	C	6-0	Canton, GA	12.1	8.7	.520	.820
55	Cindy Ely	SO	C	6-1	Canton, GA	7.0	6.7	.480	.606

* - Designates Starter



HISTORY

ALL-TIME LADY VOL TEAMS (CONTINUED)

■ 1979-80 » 33-5 » SEC CHAMPIONS/SEC TOURNAMENT CHAMPIONS/ 2ND AIAW CHAMPIONSHIPS

Starting poll position: 4th (11-25-79)
Highest 1979-80 ranking: 2nd (3-18-80)
Lowest 1979-80 ranking: 6th (1-29-80)
Final 1979-80 poll position: 2nd (3-18-80)
Actual AIAW finish: 2nd in nation

No.	Name	Year	Pos.	Ht.	Hometown	PPG	RPG	FG-Pct.	FT-Pct.
13	*Jill Rankin	SR	C	6-3	Phillips, TX	19.2	7.3	.552	.802
22	*Holly Warlick	SR	G	5-7	Knoxville, TN	6.9	3.3	.429	.590
24	Becky Clark	FR	G	5-8	Memphis, TN				
32	*Cindy Noble	JR	C	6-5	Clarksburg, OH	17.8	7.6	.678	.796
34	Susan Clower	SO	G	5-9	Kingston, TN	3.4	2.1	.333	.853
40	Kathy O'Neil	SR	F	5-11	Newport, TN	5.5	3.8	.415	.602
42	Susan Foulds	JR	F	5-11	Annandale, VA	1.6	1.6	.333	.500
44	*Lea Henry	FR	G	5-4	Damascus, GA	8.6	2.0	.460	.470
51	Bev Curtis	FR	F	6-0	Acworth, GA				
52	*Debbie Groover	JR	F	6-0	Canton, GA	11.5	7.1	.524	.743
55	Cindy Ely	JR	C	6-1	Canton, GA	3.2	3.6	.369	.640

■ 1980-81 » 25-6 » 2ND AIAW CHAMPIONSHIPS

Starting poll position: 3rd (11-25-80)
Highest 1980-81 ranking: 2nd (twice)
Lowest 1980-81 ranking: 11th (2-3-81)
Final 1980-81 poll position: 2nd (3-26-81)
Actual AIAW finish: 2nd in nation

No.	Name	Year	Pos.	Ht.	Hometown	PPG	RPG	FG-Pct.	FT-Pct.
13	Susan Foulds	SR	F	5-11	Annandale, VA	0.5	0.4	.400	.000
14	*Mary Ostrowski	FR	F/C	6-2	Parkersburg, WV	11.4	7.0	.537	.730
20	Pat Hatmaker	FR	G	5-8	Knoxville, TN	2.5	1.1	.354	.689
23	Mina Todd	FR	G	5-10	Murray, KY				
24	Tanya Haave	FR	F/C	6-2	Evergreen, CO	8.3	3.5	.527	.829
32	*Cindy Noble	SR	C	6-5	Clarksburg, OH	14.6	7.4	.597	.738
34	*Susan Clower	JR	G	5-9	Kingston, TN	4.3	2.3	.401	.778
40	Lynne Collins	FR	F	6-0	Blacksburg, VA	4.0	2.5	.449	.658
44	*Lea Henry	SO	G	5-4	Damascus, GA	10.6	2.2	.514	.651
51	Paula Towns	FR	F	6-1	Fort Valley, GA	1.7	2.5	.344	.642
52	*Debbie Groover	SR	F	6-0	Canton, GA	11.5	5.7	.457	.747
55	Cindy Ely	SR	C	6-2	Canton, GA	4.6	3.6	.510	.741

■ 1981-82 » 22-10 » 3RD NCAA CHAMPIONSHIPS

Starting poll position: 2nd (11-18-81)
Highest 1981-82 ranking: 2nd (11-18-81)
Lowest 1981-82 ranking: NR (1-10-82/1-31-82)
Final 1981-82 poll position: 4th (3-27-82)
Actual NCAA finish: 3rd in nation

No.	Name	Year	Pos.	Ht.	Hometown	PPG	RPG	FG-Pct.	FT-Pct.
14	*Mary Ostrowski	SO	F	6-2	Parkersburg, WV	16.4	9.1	.527	.724
20	Gina Bozeman	FR	G	5-6	Sylvester, GA				
24	Pat Hatmaker	SO	G	5-8	Knoxville, TN	1.5	0.7	.454	.700
30	*Shelia Collins	FR	G/F	5-9	Colbert, GA	14.2	6.4	.458	.586
34	Susan Clower	SR	G	5-9	Kingston, GA	1.6	1.5	.278	.727
35	Linda Ray	FR	F	5-9	Norris, TN				
40	Lynne Collins	SO	F	6-0	Blacksburg, VA	3.2	2.2	.486	.167
44	*Lea Henry	JR	G	5-4	Damascus, GA	7.3	1.3	.414	.615
45	*Tanya Haave	SO	F	6-2	Evergreen, CO	15.7	7.4	.581	.920
51	Sonya Cannon	FR	F	5-8	Maryville, TN				
52	Tammy Larkey	FR	C	6-5	Gray, TN	4.5	4.1	.500	.667
55	*Paula Towns	SO	C	6-1	Fort Valley, GA	11.4	6.3	.580	.708

ALL-TIME LADY VOL TEAMS (CONTINUED)

■ 1982-83 » 25-8 » 2ND NCAA MIDEAST REGIONALS

Starting poll position: 4th (11-18-82)
Highest 1982-83 ranking: 4th (2-13-83)
Lowest 1982-83 ranking: 12th (1-2-83)
Final 1982-83 poll position: 10th (3-18-83)
Actual NCAA finish: Lost in Mideast Regional Final

No.	Name	Year	Pos.	Ht.	Hometown	PPG	RPG	FG-Pct.	FT-Pct.
10	Pam Marr	FR	G	5-6	Winter Park, FL	1.7	1.0	.380	.767
14	*Mary Ostrowski	JR	F	6-2	Parkersburg, WV	13.5	7.7	.586	.702
24	*Pat Hatmaker	JR	G	5-8	Knoxville, TN	5.9	2.2	.434	.785
30	Shelia Collins	SO	G/F	5-9	Colbert, GA	8.5	3.2	.500	.689
35	Linda Ray	SO	F	5-9	Norris, TN	1.7	1.1	.428	.600
40	Lynne Collins	JR	F	6-0	Blacksburg, VA	6.9	3.7	.624	.690
42	Pam Cook	FR	G	5-7	Duluth, GA	3.8	2.2	.513	.667
44	*Lea Henry	SR	G	5-4	Damascus, GA	7.5	1.9	.471	.723
45	*Tanya Haave	JR	F	6-2	Evergreen, CO	18.6	7.5	.506	.839
50	Karen Morton	FR	C	6-3	Lake City, TN	11.7	5.5	.556	.812
51	Sonya Cannon	SO	F	5-8	Maryville, TN	1.6	0.2	.384	.500
52	Tammy Larkey	SO	C	6-5	Gray, TN				
55	*Paula Towns	JR	C	6-1	Fort Valley, GA	11.1	7.4	.528	.656

■ 1983-84 » 23-10 » 2ND NCAA CHAMPIONSHIPS

Starting poll position: 5th (11-18-83)
Highest 1983-84 ranking: 5th (11-27-83)
Lowest 1983-84 ranking: 15th (3-11-84)
Final 1983-84 poll position: 15th (3-11-84)
Actual NCAA finish: 2nd in nation

No.	Name	Year	Pos.	Ht.	Hometown	PPG	RPG	FG-Pct.	FT-Pct.
10	Pam Marr	SO	G	5-6	Winter Park, FL	2.2	0.5	.372	.607
14	*Mary Ostrowski	SR	F	6-2	Parkersburg, WV	17.8	9.2	.523	.806
15	Kristie Snyder	SO	G	5-6	Knoxville, TN	0.0	0.0	.000	.000
23	Shelley Sexton	FR	G	5-7	Lake City, TN	0.3	0.4	.000	.000
24	*Pat Hatmaker	SR	G	5-8	Knoxville, TN	3.7	1.3	.372	.607
30	*Shelia Collins	JR	G	5-9	Colbert, GA	11.6	3.8	.440	.642
34	Lisa Webb	FR	G	5-9	Milledgeville, GA	2.0	0.9	.500	.400
35	Linda Ray	JR	F	5-9	Norris, TN				
40	Lynne Collins	SR	F	6-0	Blacksburg, VA	5.4	3.1	.491	.461
42	Valerie Freeman	FR	F	5-11	Milledgeville, GA	1.0	1.0	.285	.142
44	Cheryl Littlejohn	FR	C	6-3	Gastonia, NC	1.9	0.6	.636	.375
45	*Tanya Haave	SR	F	6-2	Evergreen, CO	16.3	6.2	.543	.730
51	Sonya Cannon	JR	F	5-8	Maryville, TN	0.0	1.0	.000	.000
53	Amy Gamble	FR	F	5-10	Glendale, WV	0.5	1.3	.153	.000
55	*Paula Towns	SR	C	6-1	Fort Valley, GA	9.4	7.8	.532	.758

■ 1984-85 » 22-10 » SEC CHAMPIONS/SEC TOURNAMENT CHAMPIONS/ 3RD NCAA MIDEAST REGIONAL

Starting poll position: 14th (11-18-84)
Highest 1984-85 ranking: 12th (11-26-84)
Lowest 1984-85 ranking: NR (12-16-84/2-10-85)
Final 1984-85 poll position: 13th (3-10-85)
Actual NCAA finish: Lost in Mideast Regional Semifinal

No.	Name	Year	Pos.	Ht.	Hometown	PPG	RPG	FG-Pct.	FT-Pct.
4	*Dawn Marsh	FR	G	5-6	Alcoa, TN	5.9	1.4	.496	.856
10	Pam Marr	JR	G	5-6	Winter Park, FL	2.5	1.3	.415	.170
11	*Kathy Spinks	FR	F	6-2	Forest Hills, KY	3.2	2.5	.379	.620
14	Sherry Bostic	FR	F	5-11	LaFollette, TN	1.4	1.3	.250	.857
23	*Shelley Sexton	SO	G	5-7	Lake City, TN	8.1	2.3	.462	.623
30	*Shelia Collins	SR	G	5-9	Colbert, GA	18.2	9.4	.438	.788
32	Jennifer Tuggle	FR	F	6-2	Etowah, TN	5.8	3.3	.496	.889
34	Lisa Webb	SO	F	5-9	Milledgeville, GA	11.6	6.0	.506	.636
35	Linda Ray	SR	F	5-9	Norris, TN	0.0	1.0	.000	.000
42	Valerie Freeman	SO	F	6-0	Milledgeville, GA	11.9	5.7	.494	.622
44	Cheryl Littlejohn	SO	C	6-3	Gastonia, NC	1.4	1.7	.512	.684
51	Sonya Cannon	SR	F	5-8	Maryville, TN	0.2	0.5	.000	.500
53	Amy Gamble	SO	F	5-10	Glendale, WV				
55	*Karla Horton	FR	C	6-2	Kershaw, SC	7.7	7.2	.487	.667

GENERAL
STAFF
PLAYERS
REVIEW
HISTORY
FACILITIES
NCAA
SEC
RECORDS
MEDIA INFO



HISTORY

ALL-TIME LADY VOL TEAMS (CONTINUED)

■ 1985-86 » 24-10 » 3RD NCAA CHAMPIONSHIPS

Starting poll position: 9th (11-12-85)
Highest 1985-86 ranking: 9th (11-12-85)
Lowest 1985-86 ranking: 15th (3-9-86)
Final 1985-86 poll position: 15th (3-9-86)
Actual NCAA finish: 3rd in nation

No.	Name	Year	Pos.	Ht.	Hometown	PPG	RPG	FG-Pct.	FT-Pct.
4	*Dawn Marsh	SO	G	5-6	Alcoa, TN	5.7	1.9	.411	.683
10	Pam Marr	SR	G	5-6	Winter Park, FL	1.7	0.9	.309	.647
11	Kathy Spinks	SO	C	6-2	Forest Hills, KY	5.7	3.6	.469	.588
12	*Sheila Frost	FR	C	6-4	Pulaski, TN	12.2	9.4	.580	.525
14	Sherry Bostic	SO	G/F	5-11	LaFollette, TN	4.5	2.4	.510	.711
23	*Shelley Sexton	JR	G	5-7	Lake City, TN	12.2	3.3	.487	.644
30	*Bridgette Gordon	FR	F	6-0	DeLand, FL	14.2	6.2	.480	.633
32	Jennifer Tuggle	SO	F	6-2	Etowah, TN	4.2	1.4	.563	.600
34	Lisa Webb	JR	F/C	5-9	Milledgeville, GA				
35	Melissa McCray	FR	G/F	5-10	Johnson City, TN	7.3	2.7	.512	.755
42	Valerie Freeman	JR	F	6-0	Milledgeville, GA				
44	Cheryl Littlejohn	JR	C	6-3	Gastonia, NC	3.1	1.8	.494	.633
51	Lesia Cecil	FR	G	5-2	Helenwood, TN	0.8	0.3	.500	.333
55	*Karla Horton	SO	C	6-2	Kershaw, SC	10.7	9.2	.497	.594

■ 1986-87 » 28-6 » NCAA NATIONAL CHAMPIONS

Starting poll position: 3rd (11-18-86)
Highest 1986-87 ranking: 1st (three times)
Lowest 1986-87 ranking: 9th (2-16-87)
Final 1986-87 poll position: 7th (3-10-87)
Actual NCAA finish: NCAA CHAMPIONS

No.	Name	Year	Pos.	Ht.	Hometown	PPG	RPG	FG-Pct.	FT-Pct.
4	*Dawn Marsh	JR	G	5-6	Alcoa, TN	5.2	1.6	.484	.723
11	Kathy Spinks	JR	F/C	6-2	Forest Hills, KY	4.1	2.7	.455	.532
12	*Sheila Frost	SO	C	6-4	Pulaski, TN	11.3	6.4	.590	.598
14	Gay Townson	JR	F	5-9	Loudon, TN	0.8	0.2	.500	1.000
23	*Shelley Sexton	SR	G	5-7	Lake City, TN	8.2	2.8	.459	.689
24	Carla McGhee	FR	F	6-3	Peoria, IL	4.3	3.3	.474	.688
30	*Bridgette Gordon	SO	F	6-0	DeLand, FL	16.4	6.8	.484	.719
32	Jennifer Tuggle	RS-SO	F	6-2	Etowah, TN	2.5	1.1	.468	.571
33	Tonya Edwards	FR	G	5-10	Flint, MI	8.9	2.7	.432	.788
34	Lisa Webb	JR	F	5-9	Milledgeville, GA	4.5	2.2	.467	.769
35	Melissa McCray	SO	G/F	5-10	Johnson City, TN	5.5	2.2	.438	.743
40	Sabrina Mott	FR	G	5-9	Brentwood, TN	0.7	0.4	.000	.700
44	Cheryl Littlejohn	SR	C	6-3	Gastonia, NC	1.9	1.3	.467	.692
55	*Karla Horton	JR	F/C	6-2	Kershaw, SC	9.8	6.8	.459	.717

■ 1987-88 » 31-3 » SEC TOURNAMENT CHAMPIONS/3RD NCAA CHAMPIONSHIPS

Starting poll position: 1st (11-23-87)
Highest 1987-88 ranking: 1st (three times)
Lowest 1987-88 ranking: 4th (2-8-88)
Final 1987-88 poll position: 1st (3-14-88)
Actual NCAA finish: 3rd in nation

No.	Name	Year	Pos.	Ht.	Hometown	PPG	RPG	FG-Pct.	FT-Pct.
4	*Dawn Marsh	SR	G	5-6	Alcoa, TN	5.7	1.9	.511	.853
11	Kathy Spinks	SR	C	6-2	Forest Hills, KY	5.5	3.1	.594	.683
12	*Sheila Frost	JR	C	6-4	Pulaski, TN	14.6	7.9	.615	.645
14	Gay Townson	JR	F	5-9	Loudon, TN				
23	Kris Durham	FR	G	5-8	Dunellen, NJ	6.5	1.4	.497	.734
24	Carla McGhee	SO	F	6-3	Peoria, IL				
30	*Bridgette Gordon	JR	F	6-0	DeLand, FL	20.8	6.8	.541	.702
32	Jennifer Tuggle	JR	F	6-2	Etowah, TN	6.0	2.8	.490	.765
33	Tonya Edwards	SO	G	5-10	Flint, MI	12.9	4.9	.456	.742
34	*Lisa Webb	SR	F	5-9	Milledgeville, GA	9.5	7.3	.477	.750
35	*Melissa McCray	JR	G/F	5-10	Morristown, TN	5.9	2.8	.401	.714
42	Pearl Moore	FR	F	6-2	Harriman, TN	4.6	3.5	.549	.487

ALL-TIME LADY VOL TEAMS (CONTINUED)

■ 1988-89 » 35-2 » SEC TOURNAMENT CHAMPIONS/NCAA NATIONAL CHAMPIONS

Starting poll position: 1st (11-21-88)
Highest 1988-89 ranking: 1st (11-21-88/1-2-89, 3-13-89)
Lowest 1988-89 ranking: 3rd (2-13-89)
Final 1988-89 poll position: 1st (3-13-89)
Actual NCAA finish: NCAA CHAMPIONS

No.	Name	Year	Pos.	Ht.	Hometown	PPG	RPG	FG-Pct.	FT-Pct.
5	Regina Clark	FR	G	5-8	Saginaw, MI	5.2	2.2	.449	.682
11	*Dena Head	FR	G	5-10	Canton, MI	6.5	3.0	.443	.747
12	*Sheila Frost	SR	C	6-4	Pulaski, TN	13.7	6.7	.578	.678
23	Kris Durham	SO	G	5-8	Dunellen, NJ				
24	*Carla McGhee	SO	C/F	6-3	Peoria, IL	5.3	5.4	.528	.506
30	*Bridgette Gordon	SR	F	6-0	DeLand, FL	20.4	7.0	.535	.697
32	Daedra Charles	SO	C	6-3	Detroit, MI	9.8	6.7	.539	.567
33	Tonya Edwards	JR	G	5-10	Flint, MI	9.7	3.0	.452	.797
34	Kelli Casteel	FR	F	6-2	Maryville, TN	3.8	1.9	.698	.633
35	*Melissa McCray	SR	G	5-10	Morristown, TN	6.4	3.1	.413	.788
42	Pearl Moore	SO	C	6-2	Harriman, TN				
50	Debbie Scott	FR	F	6-1	Gallatin, TN	4.5	1.8	.486	.565
52	Debbie Hawhee	FR	F	6-1	Greeneville, TN	2.6	1.4	.404	.730

■ 1989-90 » 27-6 » SEC CHAMPIONS/2ND NCAA EAST REGIONAL

Starting poll position: 2nd (11-20-89)
Highest 1989-90 ranking: 1st (11-27/12-4-89)
Lowest 1989-90 ranking: 7th (12-24-89)
Final 1989-90 poll position: 4th (3-12-90)
Actual NCAA finish: Lost in East Regional Final

No.	Name	Year	Pos.	Ht.	Hometown	PPG	RPG	FG-Pct.	FT-Pct.
3	Jody Adams	FR	G	5-4	Cleveland, TN	6.4	1.7	.384	.831
5	Regina Clark	SO	G	5-8	Saginaw, MI	3.0	1.4	.385	.529
11	*Dena Head	SO	G	5-10	Canton, MI	11.4	5.3	.451	.723
21	Lisa Harrison	FR	F	6-0	Louisville, KY	7.7	4.8	.467	.631
24	*Carla McGhee	JR	F/C	6-3	Peoria, IL	9.0	6.8	.484	.691
32	*Daedra Charles	JR	C	6-3	Detroit, MI	15.9	8.7	.551	.561
33	*Tonya Edwards	SR	G	5-10	Flint, MI	11.3	3.2	.426	.761
34	Kelli Casteel	SO	C	6-2	Maryville, TN	5.4	2.7	.528	.644
42	Pearl Moore	SO	C	6-2	Harriman, TN	1.1	1.9	.333	.500
44	Melissa Smith	FR	F/C	6-2	Schofield, WI	1.4	1.2	.368	.500
50	*Debbie Scott	SO	F	6-0	Gallatin, TN	5.0	2.0	.468	.654
52	Debbie Hawhee	SO	F	6-1	Greeneville, TN	4.0	1.9	.535	.742

■ 1990-91 » 30-5 » NCAA NATIONAL CHAMPIONS

Starting poll position: 6th (11-19-90)
Highest 1990-91 ranking: 2nd (1-15-91)
Lowest 1990-91 ranking: 10th (12-11-90)
Final 1990-91 poll position: 4th (3-12-91)
Actual NCAA finish: NCAA CHAMPIONS

No.	Name	Year	Pos.	Ht.	Hometown	PPG	RPG	FG-Pct.	FT-Pct.
3	*Jody Adams	SO	G	5-4	Cleveland, TN	8.5	2.3	.460	.769
5	Regina Clark	JR	G	5-8	Saginaw, MI	3.0	0.9	.390	.656
11	*Dena Head	JR	G	5-10	Canton, MI	13.1	5.7	.505	.713
15	Marlene Jeter	SO	C	6-0	Carlisle, SC	3.7	2.4	.414	.606
20	Peggy Evans	FR	C	6-0	Detroit, MI	8.5	5.7	.537	.744
21	*Lisa Harrison	SO	F	6-0	Louisville, KY	7.6	5.7	.397	.508
32	*Daedra Charles	SR	C	6-3	Detroit, MI	17.3	9.2	.561	.585
33	Nikki Caldwell	FR	G	5-10	Oak Ridge, TN	8.6	1.6	.393	.657
34	*Kelli Casteel	JR	C	6-2	Maryville, TN	7.9	4.1	.525	.672
50	Tamara Carver	FR	G	5-6	Cosby, TN	1.0	0.3	.500	.000
52	Debbie Hawhee	JR	F	6-1	Greeneville, TN	3.0	1.9	.404	.548

GENERAL

STAFF

PLAYERS

REVIEW

HISTORY

FACILITIES

NCAA

SEC

RECORDS

MEDIA INFO



HISTORY

ALL-TIME LADY VOL TEAMS (CONTINUED)

■ 1991-92 » 28-3 » SEC TOURNAMENT CHAMPIONS/3RD NCAA MIDEAST REGIONAL

Starting poll position: 1st (11-19-91)
Highest 1991-92 ranking: 1st (four times)
Lowest 1991-92 ranking: 4th (2-3-92)
Final 1991-92 poll position: 2nd (3-16-92)
Actual NCAA finish: Lost in Mideast Regional Semifinal

No.	Name	Year	Pos.	Ht.	Hometown	PPG	RPG	FG-Pct.	FT-Pct.
3	*Jody Adams	JR	G	5-5	Cleveland, TN	5.6	1.4	.426	.833
5	Regina Clark	SR	G	5-9	Saginaw, MI	2.3	0.6	.303	.619
10	Tiffany Woosley	FR	G	5-6	Tulahoma, TN	8.9	2.1	.424	.794
11	*Dena Head	SR	G	5-11	Canton, MI	13.7	5.2	.487	.716
15	Marlene Jeter	JR	F/C	5-11	Carlisle, SC	2.0	1.5	.250	.857
20	*Peggy Evans	SO	F	6-0	Detroit, MI	14.8	6.5	.531	.573
21	Lisa Harrison	JR	F	6-0	Louisville, KY	5.6	5.2	.393	.727
23	*Nikki McCray	SO	F	5-11	Collierville, TN	6.9	3.7	.500	.736
24	Vonda Ward	FR	C	6-6	Northfield, OH	5.5	3.8	.491	.652
33	Nikki Caldwell	SO	G	5-11	Oak Ridge, TN	3.7	2.2	.314	.659
34	*Kelli Casteel	SR	C	6-2	Maryville, TN	8.8	4.7	.511	.700
42	Rochone Dilligard	FR	F/C	6-1	Lebanon, TN	2.1	1.4	.500	.417
52	Debbie Hawhee	SR	F	6-1	Greeneville, TN	1.9	1.6	.310	.800
53	Dana Johnson	FR	C	6-2	Baltimore, MD	7.8	5.6	.479	.576

■ 1992-93 » 29-3 » SEC CHAMPIONS/2ND NCAA MIDEAST REGIONAL

Starting poll position: 2nd (11-30-92)
Highest 1992-93 ranking: 1st (nine times)
Lowest 1992-93 ranking: 2nd (3-16-93)
Final 1992-93 poll position: 2nd (3-16-93)
Actual NCAA finish: Lost in Mideast Regional Final

No.	Name	Year	Pos.	Ht.	Hometown	PPG	RPG	FG-Pct.	FT-Pct.
3	Jody Adams	SR	G	5-5	Cleveland, TN	3.6	0.8	.357	.500
5	Latina Davis	FR	G	5-6	Winchester, TN	6.0	3.1	.362	.740
10	*Tiffany Woosley	SO	G	5-6	Shelbyville, TN	11.5	2.4	.370	.827
20	*Peggy Evans	JR	C	6-0	Detroit, MI	11.4	6.2	.463	.639
21	*Lisa Harrison	SR	F	6-0	Louisville, KY	14.0	9.4	.468	.621
23	*Nikki McCray	JR	F	5-11	Collierville, TN	10.9	4.5	.465	.722
24	*Vonda Ward	SO	C	6-6	Northfield, OH	8.9	7.8	.449	.678
33	Nikki Caldwell	JR	G	5-11	Oak Ridge, TN	5.3	2.3	.322	.722
42	Rochone Dilligard	SO	F/C	6-1	Lebanon, TN	2.2	2.1	.500	.455
44	Michelle Johnson	FR	F	6-0	Shelbyville, TN	1.5	1.4	.250	.706
53	Dana Johnson	SO	C	6-2	Baltimore, MD	10.9	5.7	.534	.587

■ 1993-94 » 31-2 » SEC CHAMPIONS/SEC TOURNAMENT CHAMPIONS/ 3RD NCAA MIDEAST REGIONAL

Starting poll position: 1st (11-16-93)
Highest 1993-94 ranking: 1st (14 times)
Lowest 1993-94 ranking: 2nd (three times)
Final 1993-94 poll position: 1st (3-14-94)
Actual NCAA finish: Lost in Mideast Regional Semifinal

No.	Name	Year	Pos.	Ht.	Hometown	PPG	RPG	FG-Pct.	FT-Pct.
3	Michelle Marciniak	SO	G	5-9	Macungie, PA	6.2	1.8	.405	.688
5	Latina Davis	SO	G	5-6	Winchester, TN	7.7	3.5	.485	.879
10	*Tiffany Woosley	JR	G	5-6	Shelbyville, TN	11.9	2.0	.453	.880
23	*Nikki McCray	JR	F	5-11	Collierville, TN	16.3	7.0	.506	.703
24	*Vonda Ward	JR	C	6-6	Northfield, OH	8.4	6.5	.438	.703
25	Tanika Smith	FR	G	5-8	Knoxville, TN	0.7	1.2	.278	.647
33	*Nikki Caldwell	SR	G	5-11	Oak Ridge, TN	5.7	2.8	.345	.743
42	Rochone Dilligard	JR	F/C	6-1	Lebanon, TN	2.5	1.6	.424	.645
44	Pashen Thompson	FR	F	6-1	Philadelphia, MS	5.8	5.6	.441	.733
52	Abby Conklin	FR	F	6-3	Charlestown, IN	4.8	2.3	.496	.775
53	*Dana Johnson	JR	C	6-2	Baltimore, MD	13.8	7.3	.546	.637

ALL-TIME LADY VOL TEAMS (CONTINUED)

■ 1994-95 » 34-3 » SEC CHAMPIONS/2ND NCAA CHAMPIONSHIPS

Starting poll position: 1st (11-21-94)
Highest 1994-95 ranking: 1st (8 times)
Lowest 1994-95 ranking: 3rd (one time)
Final 1994-95 poll position: 3rd (3-13-95)
Actual NCAA finish: 2nd in nation

No.	Name	Year	Pos.	Ht.	Hometown	PPG	RPG	FG-Pct.	FT-Pct.
00	Michelle Johnson	JR	F	6-0	Shelbyville, TN	3.9	3.5	.454	.706
3	*Michelle Marciniak	JR	G	5-9	Macungie, PA	10.8	2.7	.444	.729
4	Tiffani Johnson	FR	C	6-4	Charlotte, NC	9.0	6.5	.512	.741
5	*Latina Davis	JR	G	5-6	Winchester, TN	10.4	4.4	.444	.802
10	Tiffany Woosley	SR	G	5-6	Shelbyville, TN	7.4	2.6	.308	.556
11	Laurie Milligan	FR	G	5-8	Tigard, OR	2.9	1.0	.353	.661
23	*Nikki McCray	SR	F	5-11	Collierville, TN	15.2	5.9	.492	.680
24	Vonda Ward	SR	C	6-6	Northfield, OH	3.9	4.0	.458	.662
25	Tanika Smith	SO	G	5-8	Knoxville, TN	1.0	0.4	.353	.667
31	Brynae Laxton	FR	F	6-0	Oneida, TN				
44	*Pashen Thompson	SO	F	6-1	Philadelphia, MS	6.2	5.5	.578	.839
52	Abby Conklin	SO	F	6-3	Charlestown, IN	5.9	2.9	.355	.882
53	*Dana Johnson	SR	C	6-2	Baltimore, MD	15.6	7.8	.616	.717

■ 1995-96 » 32-4 » SEC TOURNAMENT CHAMPIONS/NCAA NATIONAL CHAMPIONS

Starting poll position: 6th (11-19-95)
Highest 1995-96 ranking: 2nd (twice)
Lowest 1995-96 ranking: 6th (three times)
Final 1995-96 poll position: 4th (3-11-96)
Actual NCAA finish: NCAA CHAMPIONS

No.	Name	Year	Pos.	Ht.	Hometown	PPG	RPG	FG-Pct.	FT-Pct.
3	*Michelle Marciniak	SR	G	5-9	Macungie, PA	11.6	3.0	.439	.795
4	Tiffani Johnson	SO	C	6-4	Charlotte, NC	7.5	6.3	.487	.618
5	*Latina Davis	SR	G	5-6	Winchester, TN	12.5	4.9	.499	.709
10	Kim Smallwood	FR	F/C	5-10	Richmond, TX	2.1	1.4	.432	.550
11	Laurie Milligan	SO	G	5-8	Tigard, OR	1.7	0.7	.375	.640
13	Misty Greene	FR	G/F	5-9	Decatur, TN	0.9	0.5	.192	.000
14	Kellie Jolly	FR	G	5-10	Sparta, TN	4.2	1.2	.431	.694
23	*Chamique Holdsclaw	FR	F/C	6-2	Astoria, NY	16.2	9.1	.468	.713
31	Brynae Laxton	FR	F	6-0	Oneida, TN	4.2	2.6	.359	.704
44	*Pashen Thompson	JR	C	6-1	Philadelphia, MS	9.1	7.2	.527	.711
52	*Abby Conklin	JR	F	6-3	Charlestown, IN	11.6	5.5	.453	.712

■ 1996-97 » 29-10 » NCAA NATIONAL CHAMPIONS

Starting poll position: 4th (11-11-96)
Highest 1996-97 ranking: 3rd (11-18-96)
Lowest 1996-97 ranking: 11th (3-3-97)
Final 1996-97 poll position: 10th (3-10-97)
Actual NCAA finish: NCAA CHAMPIONS

No.	Name	Year	Pos.	Ht.	Hometown	PPG	RPG	FG-Pct.	FT-Pct.
3	Niya Butts	FR	G	6-0	Americus, GA	2.5	1.3	.406	.676
4	Tiffani Johnson	JR	C	6-4	Charlotte, NC	10.0	7.4	.532	.705
5	*Kyra Elzy	FR	G/F	6-1	LaGrange, KY	5.8	3.5	.363	.569
11	Laurie Milligan	JR	G	5-8	Tigard, OR	8.3	2.3	.359	.868
13	Misty Greene	SO	G/F	5-9	Decatur, TN	5.8	1.4	.385	.839
14	*Kellie Jolly	SO	G	5-10	Sparta, TN	8.4	1.9	.409	.750
23	*Chamique Holdsclaw	SO	F	6-2	Astoria, NY	16.2	9.4	.498	.667
31	Brynae Laxton	SO	F	6-0	Oneida, TN	2.9	2.1	.344	.526
34	LaShonda Stephens	FR	C	6-3	Woodstock, GA	2.4	1.5	.380	.696
44	*Pashen Thompson	SR	C	6-1	Philadelphia, MS	8.1	6.5	.522	.758
52	*Abby Conklin	SR	F	6-3	Charlestown, IN	11.7	4.8	.439	.835

GENERAL

STAFF

PLAYERS

REVIEW

HISTORY

FACILITIES

NCAA

SEC

RECORDS

MEDIA INFO



HISTORY

ALL-TIME LADY VOL TEAMS (CONTINUED)

■ 1997-98 » 39-0 » SEC CHAMPIONS/SEC TOURNAMENT CHAMPIONS/ NCAA NATIONAL CHAMPIONS

Starting poll position: 1st (11-10-97)

Highest 1997-98 ranking: 1st (all 18 polls)

Lowest 1997-98 ranking: 1st (all 18 polls)

Final 1997-98 poll position: 1st (3-9-98)

Actual NCAA finish: NCAA CHAMPIONS

No.	Name	Year	Pos.	Ht.	Hometown	PPG	RPG	FG-Pct.	FT-Pct.
3	Niya Butts	SO	G	6-0	Americus, GA	1.8	1.1	.415	.457
5	Kyra Elzy	SO	G/F	6-1	LaGrange, KY	7.0	4.0	.408	.686
11	Laurie Milligan	SR	G	5-8	Tigard, OR	2.0	0.4	.429	.571
13	Misty Greene	FR	G/F	5-9	Decatur, TN	2.0	1.2	.289	.857
14	*Kellie Jolly	JR	G	5-10	Sparta, TN	7.6	2.3	.463	.843
21	*Semeka Randall	FR	G	5-10	Cleveland, OH	15.9	5.3	.487	.728
23	*Chamique Holdsclaw	JR	F	6-2	Astoria, NY	23.5	8.4	.546	.765
24	*Tamika Catchings	FR	F	6-1	Duncanville, TX	18.2	8.0	.537	.760
31	Brynae Laxton	JR	F	6-0	Oneida, TN	1.2	1.9	.279	.400
33	Kristen "Ace" Clement	FR	G	5-11	Broomall, PA	5.6	2.2	.421	.644
34	*LaShonda Stephens	SO	C	6-3	Woodstock, GA	4.0	3.4	.308	.587
40	Teresa Geter	FR	C	6-3	Columbia, SC	6.3	4.8	.547	.623

■ 1998-99 » 31-3 » SEC CHAMPIONS/SEC TOURNAMENT CHAMPIONS/ 2ND NCAA EAST REGIONAL

Starting poll position: 1st (11-9-98)

Highest 1998-99 ranking: 1st (seven times)

Lowest 1998-99 ranking: 4th (11-16-98)

Final 1998-99 poll position: 2nd (3-8-99)

Actual NCAA finish: Lost in East Regional Final

No.	Name	Year	Pos.	Ht.	Hometown	PPG	RPG	FG-Pct.	FT-Pct.
00	*Michelle Snow	FR	C	6-5	Pensacola, FL	8.5	6.4	.600	.519
3	Niya Butts	JR	F	6-0	Americus, GA	2.9	1.4	.615	.595
5	Kyra Elzy	JR	G/F	6-1	LaGrange, KY				
11	Amanda Canon	FR	G	5-11	Shelbyville, TN	0.7	0.4	.188	.600
14	*Kellie Jolly	SR	G	5-10	Sparta, TN	7.5	2.3	.449	.704
21	*Semeka Randall	SO	G	5-10	Cleveland, OH	14.1	4.8	.512	.590
23	*Chamique Holdsclaw	SR	F	6-2	Astoria, NY	21.3	8.1	.519	.707
24	*Tamika Catchings	SO	F	6-1	Duncanville, TX	16.6	7.3	.512	.775
31	Sarah Edwards	FR	F	5-11	Sevierville, TN	2.3	0.6	.684	.727
33	Kristen "Ace" Clement	SO	G	5-11	Broomall, PA	7.6	2.0	.461	.688
40	Teresa Geter	SO	C	6-3	Columbia, SC	5.9	4.7	.453	.816
50	Shalon Pillow	FR	C	6-3	Addyston, OH	3.0	1.7	.640	.519

■ 1999-00 » 33-4 » SEC CHAMPIONS/SEC TOURNAMENT CHAMPIONS/ 2ND NCAA CHAMPIONSHIPS

Starting poll position: 2nd (11-9-99)

Highest 1999-2000 ranking: 2nd (fourteen times)

Lowest 1999-2000 ranking: 5th (two times)

Final 1999-2000 poll position: 2nd (3-13-2000)

Actual NCAA finish: 2nd in nation

No.	Name	Year	Pos.	Ht.	Hometown	PPG	RPG	FG-Pct.	FT-Pct.
00	*Michelle Snow	SO	C	6-5	Pensacola, FL	11.8	6.3	.555	.629
3	Niya Butts	SR	F	6-0	Americus, GA	2.1	1.0	.846	.500
5	Kyra Elzy	SR*	G-F	6-1	LaGrange, KY	3.1	2.6	.367	.492
10	April McDivitt	FR	G	5-7	Connersville, IN	4.6	1.2	.397	.723
11	Amanda Canon	SO	F	5-11	Shelbyville, TN	1.0	0.1	.500	.750
12	Tasheika Morris	FR	F	6-0	Huntsville, AL	2.2	0.8	.353	.600
13	Gwen Jackson	FR	C-F	6-2	Eufaula, AL	5.5	4.5	.458	.637
20	*Kara Lawson	FR	G-F	5-9	Alexandria, VA	13.6	4.1	.458	.817
21	*Semeka Randall	JR	G	5-10	Cleveland, OH	14.0	5.3	.418	.785
24	*Tamika Catchings	JR	F	6-1	Duncanville, TX	15.7	7.9	.475	.767
31	Sarah Edwards	SO	G	5-11	Sevierville, TN	1.2	0.2	.231	1.000
33	*Kristen "Ace" Clement	JR	G	5-11	Broomall, PA	5.6	3.0	.356	.620
34	LaShonda Stephens	SR*	C	6-3	Woodstock, GA	1.0	0.9	.286	.429
50	Shalon Pillow	SO	C	6-3	Addyston, OH	2.6	1.7	.596	.600

ALL-TIME LADY VOL TEAMS (CONTINUED)

■ 2000-01 » 31-3 » SEC CHAMPIONS/3RD NCAA MIDEAST REGIONAL

Starting poll position: 2nd (11-6-00)
Highest 2000-01 ranking: 1st (two times)
Lowest 2000-01 ranking: 3rd (four times)
Final 2000-01 poll position: 3rd (3-11-2000)
Actual NCAA finish: Lost in Mideast Regional Semifinal

No.	Name	Year	Pos.	Ht.	Hometown	PPG	RPG	FG-Pct.	FT-Pct.
00	*Michelle Snow	JR	C	6-5	Pensacola, FL	11.1	6.8	.572	.608
3	Tasha Butts	FR	G	5-11	Milledgeville, GA	4.7	2.0	.427	.766
4	LaToya Davis	FR	F	6-0	Forsyth, GA	2.9	1.5	.383	.455
5	Kyra Elzy	RS-SR	G-F	6-1	LaGrange, KY	2.0	1.7	.435	.571
10	April McDivitt	SO	G	5-7	Connorsville, IN	5.4	1.6	.432	.794
11	Amanda Canon	JR	F	5-11	Shelbyville, TN	1.5	0.1	.200	.900
13	Gwen Jackson	SO	C-F	6-2	Eufaula, AL	11.7	6.3	.486	.788
20	*Kara Lawson	SO	G-F	5-9	Alexandria, VA	11.4	3.5	.433	.857
21	*Semeka Randall	SR	G	5-10	Cleveland, OH	10.3	5.0	.417	.713
24	*Tamika Catchings	SR	F	6-1	Duncanville, TX	15.2	8.8	.477	.806
31	Sarah Edwards	JR	G	5-11	Sevierville, TN	0.3	0.1	.500	.000
33	*Kristen "Ace" Clement	SR	G	5-11	Broomall, PA	4.5	2.4	.385	.643
42	Courtney McDaniel	FR	C-F	6-1	Bristol, TN	3.3	2.2	.571	.615
43	Ashley Robinson	FR	C	6-5	Grand Prairie, TX	8.9	5.3	.492	.515
50	Shalon Pillow	JR	C	6-3	Addyston, OH	3.0	1.8	.537	.692

■ 2001-02 » 29-5 » SEC CHAMPIONS/3RD NCAA CHAMPIONSHIPS

Starting poll position: 2nd (11-5-01)
Highest 2001-02 ranking: 2nd (12 times)
Lowest 2001-02 ranking: 6th (two times)
Final 2001-02 poll position: 6th (3-11-2002)
Actual NCAA finish: 3rd in nation

No.	Name	Year	Pos.	Ht.	Hometown	PPG	RPG	FG-Pct.	FT-Pct.
00	*Michelle Snow	SR	C	6-5	Pensacola, FL	12.3	6.5	.503	.753
3	Tasha Butts	SO	G	5-11	Milledgeville, GA	4.3	3.0	.294	.745
4	LaToya Davis	SO	F	6-0	Forsyth, GA	3.9	1.9	.440	.667
10	*April McDivitt	JR	G	5-7	Connorsville, IN	4.9	1.6	.405	.692
11	Amanda Canon	SR	F	5-11	Shelbyville, TN	0.2	1.0	.000	.333
13	*Gwen Jackson	JR	F	6-2	Eufaula, AL	10.5	6.2	.471	.800
14	Michelle Muñoz	FR	F	6-1	Mason, OH	3.7	2.0	.581	.806
20	*Kara Lawson	JR	G	5-9	Alexandria, VA	15.1	4.9	.466	.835
21	Loree Moore	FR	G	5-9	Carson, CA	5.7	2.7	.467	.694
25	Brittany Jackson	FR	G-F	6-0	Cleveland, TN	6.5	2.1	.392	.745
33	Ashley Robinson	SO	C	6-5	Grand Prairie, TX	4.7	2.6	.382	.529
42	Courtney McDaniel	SO	C-F	6-1	Bristol, TN	3.3	3.0	.402	.618
43	*Shyra Ely	FR	F	6-2	Indianapolis, IN	9.3	5.4	.490	.585
50	Shalon Pillow	SR	C	6-3	Addyston, OH	2.0	0.8	.545	.688

■ 2002-03 » 33-5 » SEC CHAMPIONS/2ND NCAA CHAMPIONSHIPS

Starting poll position: 2nd (11-11-02)
Highest 2002-03 ranking: 2nd (two times)
Lowest 2002-03 ranking: 5th (four times)
Final 2002-03 poll position: 4th (3-17-03)
Actual NCAA finish: 2nd in nation

No.	Name	Year	Pos.	Ht.	Hometown	PPG	RPG	FG-Pct.	FT-Pct.
3	*Tasha Butts	JR	G	5-11	Milledgeville, GA	6.3	4.8	.355	.795
4	LaToya Davis	JR	F	6-0	Forsyth, GA	2.2	1.7	.467	.692
5	Shanna Zolman	FR	G	5-10	Syracuse, IN	7.5	2.1	.419	.892
13	*Gwen Jackson	SR	F	6-2	Eufaula, AL	16.1	6.2	.572	.756
20	*Kara Lawson	SR	G	5-8	Alexandria, VA	14.4	4.9	.469	.884
21	*Loree Moore	SO	G	5-9	Lakewood, CA	6.4	3.4	.470	.612
25	Brittany Jackson	SO	F	6-0	Cleveland, TN	5.7	1.4	.356	.736
33	*Ashley Robinson	JR	C	6-5	Grand Prairie, TX	5.8	5.4	.418	.392
42	Courtney McDaniel	JR	F	6-1	Bristol, TN	4.3	3.0	.594	.724
43	Shyra Ely	SO	F	6-2	Indianapolis, IN	9.8	6.6	.495	.713
50	Tye'sha Flucker	FR	C	6-5	Pasadena, CA	3.1	2.5	.400	.571



HISTORY

ALL-TIME LADY VOL TEAMS (CONTINUED)

■ 2003-04 » 31-4 » SEC CHAMPIONS/2ND NCAA CHAMPIONSHIPS

Starting poll position: 4th (11-3-03)
Highest 2003-04 ranking: 1st (two times)
Lowest 2003-04 ranking: 5th (four times)
Final 2003-04 poll position: 2nd (3-29-04)
Actual NCAA finish: 2nd in nation

No.	Name	Year	Pos.	Ht.	Hometown	PPG	RPG	FG-Pct.	FT-Pct.
1	Sidney Spencer	FR	F	6-3	Hoover, AL	5.5	3.5	.436	.786
3	*Tasha Butts	SR	G	5-11	Milledgeville, GA	10.4	5.4	.408	.818
4	*LaToya Davis	SR	F	6-0	Forsyth, GA	5.1	3.2	.463	.794
5	*Shanna Zolman	SO	G	5-10	Syracuse, IN	12.3	2.8	.437	.957
13	Dominique Redding	FR	F	6-1	Clearwater, FL	1.9	0.9	.429	.500
21	Loree Moore	JR	G	5-9	Lakewood, CA	7.9	5.5	.460	.529
25	Brittany Jackson	JR	F	6-0	Cleveland, TN	7.3	1.9	.393	.824
33	*Ashley Robinson	SR	C	6-5	Grand Prairie, TX	8.1	6.4	.486	.396
42	Courtney McDaniel	SR	F	6-1	Bristol, TN	2.3	2.2	.462	.765
43	*Shyra Ely	JR	F	6-2	Indianapolis, IN	14.5	8.0	.481	.678
50	Tye'sha Fluker	SO	C	6-5	Pasadena, CA	5.4	3.1	.484	.630

■ 2004-05 » 30-5 » SEC TOURNAMENT CHAMPIONS/3RD NCAA CHAMPIONSHIPS

Starting poll position: 1st (11-8-04)
Highest 2004-05 ranking: 1st (four times)
Lowest 2004-05 ranking: 10th (1-3-05)
Final 2004-05 poll position: 3rd (3-28-05)
Actual NCAA finish: 3rd in nation

No.	Name	Year	Pos.	Ht.	Hometown	PPG	RPG	FG-Pct.	FT-Pct.
1	Sidney Spencer	SO	F	6-3	Hoover, AL	5.2	4.0	.392	.800
3	Candace Parker	FR	F	6-4	Naperville, IL				
5	*Shanna Zolman	JR	G	5-10	Syracuse, IN	12.5	2.3	.441	.862
12	Abby Canon	FR	G	5-10	Shelbyville, TN	0.0	0.1	.000	.000
13	Dominique Redding	SO	F	6-1	Clearwater, FL	4.0	1.6	.412	.816
14	*Alexis Hornbuckle	FR	G	5-11	Charleston, WV	8.6	5.4	.444	.606
15	Sa'de Wiley-Gatewood	FR	G	5-9	Pomona, CA	3.9	1.5	.366	.917
21	*Loree Moore	SR	G	5-9	Lakewood, CA	5.1	4.6	.337	.742
25	Brittany Jackson	SR	F	6-0	Cleveland, TN	8.3	2.1	.342	.810
31	Aubrey Guastalli	SR	G	5-6	Westwood, MA	0.0	0.1	.000	.000
33	Sybil Dosty	FR	C	6-3	Tucson, AZ	2.5	2.4	.565	.444
43	*Shyra Ely	SR	F	6-2	Indianapolis, IN	14.4	7.0	.456	.723
44	Alex Fuller	FR	F	6-3	Shelbyville, TN				
50	Tye'sha Fluker	JR	C	6-5	Pasadena, CA	7.4	5.4	.461	.641
55	*Nicky Anosike	FR	C	6-4	Staten Island, NY	6.7	6.1	.368	.657

■ 2005-06 » 31-5 » SEC TOURNAMENT CHAMPIONS/ 2ND NCAA CLEVELAND REGIONAL

Starting poll position: 2nd
Highest 2005-06 ranking: 1st (nine times)
Lowest 2005-06 ranking: 8th (2-27-06)
Final 2005-06 poll position: 6th (3-20-06)
Actual NCAA finish: Lost in Cleveland Regional Final

No.	Name	Year	Pos.	Ht.	Hometown	PPG	RPG	FG-Pct.	FT-Pct.
1	*Sidney Spencer	JR	F	6-3	Hoover, AL	9.4	3.4	.458	.925
3	*Candace Parker	RS-FR	F	6-4	Naperville, IL	17.3	8.3	.522	.729
5	*Shanna Zolman	SR	G	5-10	Syracuse, IN	15.4	2.9	.433	.944
13	Dominique Redding	JR	F	6-1	Clearwater, FL	3.7	1.3	.362	.600
14	*Alexis Hornbuckle	SO	G	5-11	Charleston, WV	9.9	5.3	.418	.745
15	*Sa'de Wiley-Gatewood	SO	G	5-9	Pomona, CA	8.0	2.6	.333	.846
21	Lindsey Moss	FR	G	6-1	Alpharetta, GA	2.0	0.7	.352	.333
33	Sybil Dosty	SO	C	6-3	Tucson, AZ	2.9	2.9	.615	.548
44	Alex Fuller	RS-FR	F	6-3	Shelbyville, TN	2.1	2.0	.455	.733
50	Tye'sha Fluker	SR	C	6-5	Pasadena, CA	9.3	4.9	.532	.654
55	*Nicky Anosike	SO	C	6-4	Staten Island, NY	7.1	5.4	.510	.712

^left team Dec. 19, 2005

ALL-TIME LADY VOL TEAMS (CONTINUED)

■ 2006-07 » 34-3 » SEC CHAMPIONS/NCAA NATIONAL CHAMPIONS

Starting poll position: 5th
Highest 2006-07 ranking: 2nd (twice)
Lowest 2006-07 ranking: 6th (12-4-06)
Final 2006-07 poll position: 3rd (3-12-07)
Actual NCAA finish: NCAA CHAMPIONS

No.	Name	Year	Pos.	Ht.	Hometown	PPG	RPG	FG-Pct.	FT-Pct.
00	*Shannon Bobbitt	JR	G	5-2	Manhattan, NY	8.7	1.6	.370	.790
1	*Sidney Spencer	SR	F	6-3	Hoover, AL	11.6	4.2	.421	.900
2	Cait McMahan	FR	G	5-4	Maryville, TN	2.4	1.2	.327	.444
3	*Candace Parker	SO	G/F/C	6-4	Naperville, IL	19.6	9.8	.529	.716
10	Elizabeth Curry	SR	G	5-6	New Virginia, IA	0.4	0.0	.200	.667
13	Dominique Redding	SR	F	6-1	Clearwater, FL	3.5	1.4	.364	.813
14	*Alexis Hornbuckle	JR	G	5-11	Charleston, WV	10.2	5.1	.440	.731
33	Alberta Auguste	JR	G/F	5-11	Marrero, LA	5.0	2.3	.434	.671
34	Nicci Moats	FR	F	6-2	Daleville, VA	0.8	0.9	.286	.300
44	Alex Fuller	SO	F/C	6-3	Shelbyville, TN	6.0	4.1	.497	.776
55	*Nicky Anosike	JR	F/C	6-4	Staten Island, NY	7.5	6.2	.427	.600

■ 2007-08 » 36-2 » SEC TOURNAMENT CHAMPIONS/NCAA NATIONAL CHAMPIONS

Starting poll position: 1st
Highest 2007-08 ranking: 1st (seven times)
Lowest 2007-08 ranking: 3rd (seven times)
Final 2007-08 poll position: 3rd (3-18-08)
Actual NCAA finish: NCAA CHAMPIONS

No.	Name	Year	Pos.	Ht.	Hometown	PPG	RPG	FG-Pct.	FT-Pct.
00	*Shannon Bobbitt	SR	G	5-2	Manhattan, NY	9.9	2.9	.404	.810
2	Cait McMahan	SO	G	5-4	Maryville, TN				
3	*Candace Parker	JR	F/G/C	6-4	Naperville, IL	21.3	8.5	.536	.698
5	*Angie Bjorklund	FR	F/G	6-0	Spokane Valley, WA	8.4	3.2	.386	.870
14	*Alexis Hornbuckle	SR	G	5-11	Charleston, WV	9.9	5.5	.443	.671
20	Sydney Smallbone	FR	G	5-10	Granger, IN	2.9	1.1	.314	.302
21	Vicki Baugh	FR	F/C	6-4	Sacramento, CA	5.3	4.0	.552	.778
33	Alberta Auguste	SR	G/F	5-11	Marrero, LA	5.3	2.9	.368	.622
44	Alex Fuller	JR	F/C	6-3	Shelbyville, TN	6.1	3.1	.473	.744
52	Kelley Cain	FR	C	6-6	Atlanta, GA				
55	*Nicky Anosike	SR	F/C	6-4	Staten Island, NY	8.8	7.3	.456	.625

■ 2008-09 » 22-11 » NCAA FIRST ROUND

Starting poll position: 5th
Highest 2008-09 ranking: 5th (11-17-08)
Lowest 2008-09 ranking: 19th (3-2-09)
Final 2008-09 poll position: 18th (3-16-09)
Actual NCAA finish: Lost in First Round

No.	Name	Year	Pos.	Ht.	Hometown	PPG	RPG	FG-Pct.	FT-Pct.
1	Briana Bass	FR	G	5-2	Indianapolis, IN	3.9	1.3	.298	.761
2	Cait McMahan	RS-SO	G	5-4	Maryville, TN	4.4	1.3	.412	.786
5	*Angie Bjorklund	SO	G/F	6-0	Spokane Valley, WA	12.3	3.0	.382	.792
10	Amber Gray	FR	F	6-1	West Chester, OH	2.7	1.9	.459	.714
15	Alicia Manning	FR	F	6-1	Woodstock, GA	3.5	2.6	.402	.594
20	Sydney Smallbone	SO	G	5-10	Granger, IN	3.1	1.0	.344	.833
21	Vicki Baugh	SO	F	6-4	Sacramento, CA	6.5	7.3	.456	.613
25	*Glory Johnson	FR	F	6-3	Knoxville, TN	10.2	7.2	.404	.616
33	Alyssia Brewer	FR	F	6-3	Sapulpa, OK	5.9	4.3	.410	.608
40	*Shekinna Stricklen	FR	G/F	6-2	Morrilton, AR	13.3	5.9	.390	.761
44	*Alex Fuller	SR	F/C	6-3	Shelbyville, TN	7.5	5.9	.432	.754
52	*Kelley Cain	RS-FR	C	6-6	Atlanta, GA	8.2	5.3	.618	.418

GENERAL
 STAFF
 PLAYERS
 REVIEW
 HISTORY
 FACILITIES
 NCAA
 SEC
 RECORDS
 MEDIA INFO



HISTORY

ALL-TIME LADY VOL TEAMS (CONTINUED)

■ 2009-10 » 32-3 » SEC CHAMPIONS/SEC TOURNAMENT CHAMPIONS/ 3RD NCAA MEMPHIS REGIONAL

Starting poll position: 6th (11-16-09)
Highest 2009-10 ranking: 3rd (twice)
Lowest 2009-10 ranking: 6th (three times)
Final 2009-10 poll position: 3rd (3-15-10)
Actual NCAA finish: Lost in Memphis Regional Semifinal

No.	Name	Year	Pos.	Ht.	Hometown	PPG	RPG	FG-Pct.	FT-Pct.
1	Briana Bass	SO	G	5-2	Indianapolis, IN	1.2	0.7	.262	.889
4	Kamiko Williams	FR	G	5-11	Clarksville, TN	4.0	1.9	.423	.741
5	*Angie Bjorklund	JR	G/F	6-0	Spokane Valley, WA	13.9	2.7	.417	.744
10	Amber Gray	SO	F	6-1	West Chester, OH				
13	Taber Spani	FR	G	6-1	Lee's Summit, MO	5.8	2.7	.413	.757
15	*Alicia Manning	SO	F	6-1	Woodstock, GA	5.4	5.1	.435	.655
20	Sydney Smallbone	JR	G	5-10	Granger, IN	2.3	0.6	.405	.800
21	Vicki Baugh	JR	F	6-4	Sacramento, CA				
25	Glory Johnson	SO	F	6-3	Knoxville, TN	10.1	7.7	.458	.648
33	*Alyssia Brewer	SO	F	6-3	Sapulpa, OK	10.2	5.9	.538	.593
34	Faith Dupree	FR	F/C	6-3	Knoxville, TN				
40	*Shekinna Stricklen	SO	G/F	6-2	Morrilton, AR	12.7	6.1	.440	.824
52	*Kelley Cain	RS-SO	C	6-6	Atlanta, GA	10.5	7.7	.607	.417

■ 2010-11 » 34-3 » SEC CHAMPIONS/SEC TOURNAMENT CHAMPIONS/ 2ND NCAA DAYTON REGIONAL

Starting poll position: 4th (11-1-10)
Highest 2010-11 ranking: 4th (12 weeks)
Lowest 2010-11 ranking: 9th (11-29-10)
Final 2010-11 poll position: 4th (3-7-11)
Actual NCAA finish: Lost in Dayton Regional Final

No.	Name	Year	Pos.	Ht.	Hometown	PPG	RPG	FG-Pct.	FT-Pct.
1	Briana Bass	JR	G	5-2	Indianapolis, IN	1.0	0.5	.240	.875
4	Kamiko Williams	SO	G	5-11	Clarksville, TN	6.8	3.2	.465	.700
5	*Angie Bjorklund	SR	G/F	6-0	Spokane Valley, WA	10.3	2.6	.435	.760
10	Meighan Simmons	FR	G	5-9	Cibolo, TX	13.5	2.7	.418	.740
12	Lauren Avant	FR	G	5-9	Memphis, TN	2.6	1.3	.394	.568
13	Taber Spani	SO	G	6-1	Lee's Summit, MO	8.0	4.1	.432	.800
15	*Alicia Manning	JR	F	6-1	Woodstock, GA	4.9	4.1	.478	.768
20	Sydney Smallbone	SR	G	5-10	Granger, IN	1.4	0.8	.357	.750
21	Vicki Baugh	RS-JR	F	6-4	Sacramento, CA	3.6	3.2	.493	.760
25	Glory Johnson	JR	F	6-3	Knoxville, TN	12.0	9.7	.534	.586
33	*Alyssia Brewer	JR	F	6-3	Sapulpa, OK	2.9	2.6	.411	.458
40	*Shekinna Stricklen	JR	G/F	6-2	Morrilton, AR	12.8	7.3	.489	.757
52	*Kelley Cain	RS-JR	C	6-6	Atlanta, GA	7.0	5.4	.594	.474

■ 2011-12 » 27-9 » SEC TOURNAMENT CHAMPIONS/ 2ND NCAA DES MOINES REGIONAL

Starting poll position: 3rd (10-31-11)
Highest 2011-12 ranking: 3rd (3 weeks)
Lowest 2011-12 ranking: 13th (2-13 & 2-27-12)
Final 2011-12 poll position: 9th (3-5-12)
Actual NCAA finish: Lost in Des Moines Regional Final

No.	Name	Year	Pos.	Ht.	Hometown	PPG	RPG	FG-Pct.	FT-Pct.
1	*Briana Bass	SR	G	5-2	Indianapolis, IN	2.0	0.6	.316	.857
4	Kamiko Williams	JR	G	5-11	Clarksville, TN	2.8	1.8	.413	.909
5	Ariel Massengale	FR	PG	5-6	Bolingbrook, IL	7.4	2.3	.387	.776
10	Meighan Simmons	SO	G	5-9	Cibolo, TX	11.1	2.3	.375	.735
11	Cierra Burdick	FR	F	6-2	Charlotte, NC	4.6	2.8	.463	.761
13	Taber Spani	JR	G	6-1	Lee's Summit, MO	6.6	2.6	.372	.767
15	*Alicia Manning	SR	F	6-1	Woodstock, GA	3.9	3.9	.414	.680
20	Isabelle Harrison	FR	F/C	6-3	Nashville, TN	3.3	2.7	.367	.621
21	*Vicki Baugh	RS-SR	F/C	6-4	Sacramento, CA	7.5	6.7	.577	.708
25	*Glory Johnson	SR	F	6-3	Knoxville, TN	14.2	9.9	.538	.636
40	*Shekinna Stricklen	SR	G/F	6-2	Morrilton, AR	15.4	6.6	.434	.737

ALL-TIME LADY VOL TEAMS (CONTINUED)

■ 2012-13 » 27-8 » SEC CHAMPIONS/2ND NCAA OKLAHOMA CITY REGIONAL

Starting poll position: 20th (11-5-12)
Highest 2012-13 ranking: 8th (2-25-13)
Lowest 2012-13 ranking: 24th (11-12-12)
Final 2012-13 poll position: 10th (3-18-13)
Actual NCAA finish: Lost in Oklahoma City Regional Final

No.	Name	Year	Pos.	Ht.	Hometown	PPG	RPG	FG-Pct.	FT-Pct.
1	Jasmine Phillips	SO	G	5-10	Hartsville, SC	1.9	0.9	.429	.833
2	Jasmine Jones	FR	F	6-2	Madison, AL	4.7	3.9	.445	.596
4	*Kamiko Williams	SR	G	5-11	Clarksville, TN	7.4	4.2	.505	.700
5	*Ariel Massengale	SO	PG	5-6	Bolingbrook, IL	7.9	2.6	.371	.778
10	*Meighan Simmons	JR	G	5-9	Cibolo, TX	16.8	3.6	.412	.851
11	Cierra Burdick	SO	F	6-2	Charlotte, NC	8.4	6.6	.453	.766
12	*Bashaara Graves	FR	F/C	6-2	Clarksville, TN	13.2	8.0	.522	.701
13	*Taber Spani	SR	G/F	6-1	Lee's Summit, MO	11.1	4.5	.446	.855
14	Andraya Carter	FR	G	5-9	Flowery Branch, GA	5.3	1.6	.367	.900
20	Isabelle Harrison	SO	C	6-3	Nashville, TN	9.5	7.5	.485	.698
21	Nia Moore	FR	C	6-3	Chicago, IL	2.8	1.9	.413	.944

■ 2013-14 » 29-6 » SEC TOURNAMENT CHAMPIONS/ 3RD NCAA LOUISVILLE REGIONAL

Starting poll position: 4th (11-4-13)
Highest 2013-14 ranking: 3rd (11-18-13)
Lowest 2013-14 ranking: 12th (1-13-14)
Final 2013-14 poll position: 3rd (3-17-14)
Actual NCAA finish: Lost in Louisville Regional Semifinal

No.	Name	Year	Pos.	Ht.	Hometown	PPG	RPG	FG-Pct.	FT-Pct.
0	Jordan Reynolds	FR	G	5-11	Portland, OR	3.8	1.9	.380	.783
1	Nia Moore	SO	C	6-3	Chicago, IL	2.3	2.1	.500	.769
2	Jasmine Jones	SO	F	6-2	Madison, AL	4.8	3.5	.358	.655
4	Jannah Tucker	FR	G	6-0	Baltimore, MD				
5	*Ariel Massengale	JR	PG	5-7	Bolingbrook, IL	12.5	3.2	.385	.838
10	*Meighan Simmons	SR	G	5-9	Cibolo, TX	16.5	2.7	.416	.832
11	*Cierra Burdick	JR	F	6-2	Charlotte, NC	8.7	7.3	.393	.759
12	*Bashaara Graves	SO	F	6-2	Clarksville, TN	9.3	6.8	.535	.689
14	Andraya Carter	R-FR	G	5-9	Flowery Branch, GA	6.9	2.7	.457	.692
20	Isabelle Harrison	JR	C	6-3	Nashville, TN	13.6	9.3	.577	.669
21	Mercedes Russell	FR	C	6-6	Springfield, OR	6.3	5.0	.596	.514

■ 2014-15 » 30-6 » SEC CHAMPIONS/2ND NCAA SPOKANE REGIONAL

Starting poll position: 4th (11-10-14)
Highest 2014-15 ranking: 4th (11-10-14)
Lowest 2014-15 ranking: 14th (12-1-14)
Final 2014-15 poll position: 6th (3-16-15)
Actual NCAA finish: Lost in Spokane Regional Final

No.	Name	Year	Pos.	Ht.	Hometown	PPG	RPG	FG-Pct.	FT-Pct.
0	*Jordan Reynolds	SO	G	5-11	Portland, OR	7.3	3.6	.375	.794
1	Nia Moore	JR	C	6-3	Chicago, IL	4.7	2.9	.564	.633
2	Jasmine Jones	JR	F	6-2	Madison, AL	9.4	4.6	.431	.625
4	Jannah Tucker	R-FR	G	6-0	Baltimore, MD	0.0	0.5	.000	.000
5	Ariel Massengale	SR	PG	5-7	Bolingbrook, IL	11.5	2.6	.377	.860
10	Diamond DeShields	SO	G	6-1	Norcross, GA				
11	*Cierra Burdick	SR	F	6-2	Charlotte, NC	11.0	7.6	.437	.825
12	*Bashaara Graves	JR	F	6-2	Clarksville, TN	10.6	7.0	.504	.740
13	Kortney Dunbar	FR	G/F	6-2	Edwardsville, IL	3.1	1.4	.442	.333
14	*Andraya Carter	R-SO	G	5-9	Flowery Branch, GA	7.7	3.1	.389	.679
20	Isabelle Harrison	SR	C	6-3	Nashville, TN	12.2	8.6	.471	.644
21	Mercedes Russell	SO	C	6-6	Springfield, OR				
31	Jaime Nared	FR	G/F	6-2	Portland, OR	5.2	3.5	.377	.831
33	Alexa Middleton	FR	G	5-9	Murfreesboro, TN	3.8	1.5	.366	.714

GENERAL

STAFF

PLAYERS

REVIEW

HISTORY

FACILITIES

NCAA

SEC

RECORDS

MEDIA INFO



HISTORY

ALL-TIME LADY VOL TEAMS (CONTINUED)

■ 2015-16 » 22-14 » 2ND NCAA SIOUX FALLS REGIONAL

Starting poll position: 4th (11-2-15)
Highest 2015-16 ranking: 4th (3 weeks)
Lowest 2015-16 ranking: NR (3-29-16)
Final 2015-16 poll position: RV (3-14-16)
Actual NCAA finish: Lost in Sioux Falls Regional Final

No.	Name	Year	Pos.	Ht.	Hometown	PPG	RPG	FG-Pct.	FT-Pct.
0	*Jordan Reynolds	JR	G	5-11	Portland, OR	4.8	4.0	.342	.727
1	Nia Moore	SR	C	6-3	Chicago, IL	2.0	1.9	.389	.750
2	Jasmine Jones	R-JR	F	6-2	Madison, AL	5.0	4.5	.343	.857
10	Meme Jackson	FR	G/F	5-11	Murfreesboro, TN	1.0	0.6	.257	.500
11	*Diamond DeShields	R-SO	G	6-1	Norcross, GA	14.3	5.2	.391	.765
12	*Bashaara Graves	SR	F	6-2	Clarksville, TN	10.3	8.3	.538	.737
13	Kortney Dunbar	SO	F	6-2	Edwardsville, IL	3.5	1.4	.386	.333
14	Andraya Carter	R-JR	G	5-9	Flowers Branch, GA	4.8	2.3	.358	.800
20	Te'a Cooper	FR	G	5-8	Powder Springs, GA	8.6	1.9	.369	.722
21	*Mercedes Russell	R-SO	C	6-6	Springfield, OR	9.9	8.3	.548	.545
31	*Jaime Nared	SO	G/F	6-2	Portland, OR	8.3	4.8	.342	.741
33	Alexa Middleton	SO	G	5-9	Murfreesboro, TN	3.0	1.2	.381	.778

■ 2016-17 » 20-12 » NCAA SECOND ROUND

Starting poll position: 13th (11-4-16)
Highest 2016-17 ranking: 13th (2 weeks)
Lowest 2016-17 ranking: NR (3 weeks)
Final 2016-17 poll position: RV (3-13-17)
Actual NCAA finish: Lost in Second Round

No.	Name	Year	Pos.	Ht.	Hometown	PPG	RPG	FG-Pct.	FT-Pct.
0	*Jordan Reynolds	SR	G	5-11	Portland, OR	7.0	5.2	.347	.750
4	Schaquilla Nunn	R-SR	F	6-3	Fayetteville, GA	4.8	4.5	.536	.640
5	Kamera Harris	FR	C	6-3	Hampton, GA	1.1	1.3	.429	.500
10	Meme Jackson	SO	G/F	5-11	Murfreesboro, TN	4.7	1.8	.345	.429
11	*Diamond DeShields	R-JR	G	6-1	Norcross, GA	17.4	6.4	.423	.791
13	Kortney Dunbar	JR	F	6-2	Edwardsville, IL	2.0	2.1	.290	.500
20	Te'a Cooper	R-FR	G	5-8	Powder Springs, GA				
21	*Mercedes Russell	R-JR	C	6-6	Springfield, OR	16.1	9.7	.562	.671
31	*Jaime Nared	JR	G/F	6-2	Portland, OR	15.6	6.9	.423	.876
33	*Alexa Middleton	JR	G	5-9	Murfreesboro, TN	7.9	2.3	.395	.767

* - Designates Starter



Jaime Nared congratulates Jordan Reynolds, who recorded the program's third-ever triple-double in a game vs. UNCW on Dec. 29, 2016. The senior guard tallied 11 points, 14 rebounds and 10 assists in UT's victory over the Seahawks.



1987 1989 1991 1996 1997 1998 2007

Better matters. verizon



TENNESSEE

PTS	REB	AST	STL	BLK	PTS	REB	AST	STL	BLK
10	0	0	0	0	0	2	0	0	0
10	0	0	0	0	0	4	0	0	0
11	0	0	0	0	0	1	0	0	0
21	10	0	0	0	0	7	0	0	0
21	10	0	0	0	0	0	0	0	0

Better matters.

FACILITIES



THOMPSON-BOLING ARENA

The Thompson-Boling Assembly Center and Arena is one of the largest on-campus arenas in the country and a very tough place for visitors to win. The Lady Vols own a 428-35 (.924) record at the facility through 30 years entering the 2017-18 season.

A mammoth structure located on the banks of the Tennessee River, it was named for B. Ray Thompson and retired UT President Edward J. Boling. The building is 448 feet long and 310 feet wide. It contains more than 411,000 square feet of floor space and more than 17 million cubic feet of space.

Following renovations in 2007, Thompson-Boling Arena has an official seating capacity of 21,678. As part of a \$19 million renovation of the arena prior to the 2007-08 season, 32 luxury suites were added to the existing north balcony along with a loge area just below the suites that includes 166 side court seats. A \$3 million center-hung scoreboard, new black seats and several concourse refurbishments also were part of the renovation.

The enormous facility houses the Tennessee women's and men's basketball offices. The UT Ticket Office is located on the Phillip Fulmer Way level on the west end of the building.

A continuous-ring concourse encircles the building, permitting entrance to eight restrooms, six concession areas and 32 portals that lead to the arena. The playing floor level provides access to the media room and storage areas as well as home and visitor dressing rooms constructed during the summer of 2017. The distance from the playing floor to the roof is 120 feet, the equivalent of a 12-story building. The structure contains 142,000 square feet of roof area, which is approximately three and one-quarter acres.

In recent years, UT women's basketball has enjoyed a number of lengthy home winning streaks. On Dec. 28, 2003, Texas snapped a 24-game run that dated back to the 2001-02 season. A previous streak of 26 consecutive wins in the home confines ended on Jan. 5, 2002, with an 86-72 loss to Connecticut. The Lady Vols broke the NCAA homecourt winning streak record with 69 consecutive victories before Connecticut spoiled the streak with a 59-53 win in game number 70 on Jan. 6, 1996. Tennessee claimed 64 straight home SEC victories before third-ranked LSU snapped the streak with a 72-69 victory - its first ever in Knoxville - on Feb. 9, 2006. The Lady Vols took a 36-game home winning streak into the 2011-12 season before Baylor snapped it at 38 on Nov. 27, 2011.

UT won all 18 contests in Knoxville in 2014-15, setting a school and arena record for most home wins in a season and best record in a season. Coupled with winning its last four home games of the 2013-14 season and the first five in 2015-16, UT strung together 27-consecutive victories before falling to Texas on Nov. 29, 2015.

In 1998-99, the Lady Vols played before the largest average home crowd in the history of women's collegiate basketball, as 16,565 spectators per game clicked through the

YEARLY RECORDS AT THOMPSON-BOLING ARENA (30 YRS.)

YEAR	WINS	LOSSES	PCT	ARENA	AVG. ATT.
1987-88	12	2	.857	Thompson-Boling	6,998
1988-89	15	0	1.000	Thompson-Boling	5,063
1989-90	14	1	.933	Thompson-Boling	5,682
1990-91	15	1	.938	Thompson-Boling	4,738
1991-92	14	0	1.000	Thompson-Boling	6,639*
1992-93	13	0	1.000	Thompson-Boling	6,002
1993-94	15	0	1.000	Thompson-Boling	6,542
1994-95	15	0	1.000	Thompson-Boling	8,032*
1995-96	14	1	.933	Thompson-Boling	8,042
1996-97	14	2	.875	Thompson-Boling	10,500*
1997-98	16	0	1.000	Thompson-Boling	14,969*
1998-99	14	0	1.000	Thompson-Boling	16,565*
1999-00	13	2	.867	Thompson-Boling	15,341*
2000-01	15	0	1.000	Thompson-Boling	15,510*
2001-02	12	2	.857	Thompson-Boling	14,295*
2002-03	16	0	1.000	Thompson-Boling	12,585
2003-04	12	2	.857	Thompson-Boling	14,403*
2004-05	14	1	.933	Thompson-Boling	13,449*
2005-06	12	2	.857	Thompson-Boling	15,356*
2006-07	15	1	.938	Thompson-Boling	14,678*
2007-08	14	1	.933	Thompson-Boling	15,796*
2008-09	13	2	.867	Thompson-Boling	13,999*
2009-10	17	0	1.000	Thompson-Boling	12,896*
2010-11	17	0	1.000	Thompson-Boling	12,069*
2011-12	12	3	.800	Thompson-Boling	14,414*
2012-13	16	2	.889	Thompson-Boling	11,390*
2013-14	15	3	.833	Thompson-Boling	11,038*
2014-15	18	0	1.000	Thompson-Boling	10,375
2015-16	13	4	.765	Thompson-Boling	10,412
2016-17	13	3	.813	Thompson-Boling	9,184
TOTALS	428	35	.924		* Led NCAA in home attendance

turnstiles. In all, 231,915 fans viewed home games in Knoxville. During the 1997-98 season, Tennessee set several collegiate attendance records. On Jan. 3, 1998, the Lady Vols entertained a new women's collegiate record 24,597 fans for the game with Connecticut. A month later, the first advance sell-out in UT women's basketball history occurred when the Lady Vols were set to meet Old Dominion in Knoxville. For the record, 24,373 fans attended the UT-ODU game.

The all-time attendance mark was reset during the 2001-02 season when 24,611 fans visited the arena for a #1/#2 clash between UT and Connecticut. It was again reset on Jan. 7, 2006, when the Huskies came to Knoxville in front of 24,653 spectators. The women's basketball attendance mark was established at the 2002 NCAA Final Four when 29,619 people filled the Alamodome in San Antonio, Texas, for the championship game.

The Lady Vols started the record-breaking trend in women's collegiate basketball attendance in 1987. That season, the Lady Vols broke the (then) world record for single game attendance at a women's basketball game with 24,563 at the Tennessee versus Texas game on Dec. 9, 1987. Three years later, UT established new NCAA Women's Final Four attendance marks on March 30 and April 1, 1990, with a total paid attendance of 39,490 for the three-game event. The turnstile count of 34,196 (17,601 semis/16,595 finals) also broke all other attendance marks.

In 2013-14, UT led the NCAA in attendance for the 11th-straight season and the 17th time in the last 18 years before finishing second the past three seasons.

TOP 25 HOME CROWDS

	CROWD	OPPONENT	RESULT	DATE
1.	24,653	Connecticut	89-80 W	1/7/06
2.	24,611	Connecticut	72-86 L	1/05/02
3.	24,597	Connecticut	84-69 W	1/03/98
4.	24,563	Texas	78-97 L	12/09/87
5.	24,373	Old Dominion	85-61 W	2/07/98
6.	24,251	Vanderbilt	73-53 W	2/25/07
7.	24,051	Kentucky	98-60 W	1/17/99
8.	24,046	Connecticut	92-88 W	2/01/01
9.	23,385	Connecticut	67-74 L	1/08/00
10.	22,694	Louisiana State	90-58 W	2/22/98
11.	22,635	Georgia	102-69 W	1/14/99
12.	22,515	Connecticut	67-81 L	2/5/04
13.	21,968	Vanderbilt	70-66 W	2/22/01
14.	21,592	Vanderbilt	64-59 W	2/17/97
15.	21,118	Duke	70-74 L	1/22/07
16.	21,077	Mississippi State	94-53 W	2/06/99
17.	20,956	Vanderbilt	75-68 W	2/16/02
18.	20,790	Florida	93-95 L (OT)	2/26/06
19.	20,573	Kentucky	89-64 W	2/24/02
20.	20,249	Mississippi State	72-46 W	2/28/08
21.	20,090	Louisiana State	85-62 W	2/29/04
22.	20,068	Vanderbilt	89-53 W	2/18/99
23.	19,722	UCLA	100-77 W	12/21/98
24.	19,666	Vanderbilt	79-63 W	1/20/08
25.	19,576	Louisiana State	69-72 L	2/9/06

(All records set at Thompson-Boling Arena)

THOMPSON-BOLING ARENA RECORDS

TENNESSEE

Individual

FG made.....	16	by Sheila Frost vs. Vanderbilt 1-17-88
FG attempted.....	23 (3x) most recently	by Meighan Simmons vs. Auburn 2-21-13
FG percentage.....	1.000 (8-8) most recently	by Bashaara Graves vs. Penn State 11-18-15
3FG made.....	8 (2x) most recently	by Ariel Massengale vs. Vanderbilt 3-1-15
3FG attempted.....	16	by Angie Bjorklund vs. Arkansas 1-24-08
3FG percentage.....	1.000 (6-6) by Kara Lawson vs. Vanderbilt 2-27-03	
FT made.....	17	by Candace Parker vs. Middle Tennessee 12-13-07
FT attempted.....	21	by Candace Parker vs. Middle Tennessee 12-13-07
FT percentage.....	1.000 (10-10) (twice) most recently	by Shanna Zolman vs. Connecticut 1-7-06
Points.....	39	by Chamique Holdscaw vs. Boston College 3-15-99
Off. rebounds.....	14	by Bashaara Graves vs. Georgia Tech 11-17-13
Def. rebounds.....	13 (2x) most recently	by Cierra Burdick vs. Wichita State 12-16-14
Total rebounds.....	22	by Daedra Charles vs. Southwest Missouri 3-16-91
Assists.....	13	by Jordan Reynolds vs. Troy 12-21-16
Turnovers.....	9	by Ashley Robinson vs. Boston College 12-6-00
Blocks.....	12	by Kelley Cain vs. LSU 2-22-10
Steals.....	8	by Tamika Catchings vs. Memphis 2-16-99

Team

High

50 vs. UT-Martin 11-19-99
97 vs. Stetson 11-26-89
.691 (38-55) vs. St. Joseph's 11-16-98
15 (2x), most recently vs. Lamar 12-1-10
30 vs. Arkansas 1-24-08
.857 (12-14) vs. Navy 11-13-16
36 vs. Long Beach St. 12-3-88
53 vs. Long Beach St. 12-3-88
1,000 (18-18) vs. Alabama 2-19-15
133 vs. UT-Martin 11-19-99
39 vs. Colorado 12-20-93
46 vs. Stetson 3-19-11
76 vs. Tenn. State 2-27-88
31 (2x) most recently vs. Lipscomb 12-29-13
29 vs. Grambling 3-15-97
15 vs. Kentucky 2-25-10
27 vs. Louisiana State 2-22-98
63 (2x) most recently vs. C. Ark. 11-15-15
75 vs. UT-Martin 11-19-99

FG MADE.....	14	vs. Tennessee State 12-17-13
FG ATTEMPTED.....	45 (2x) most recently	vs. LSU 1-22-15
FG PERCENTAGE.....	.293 (24-82) (2x) most recently	vs. Fla. 1-17-16
3-PT. FG MADE.....	0	vs. 33 opponents
3-PT. FG ATTEMPTED.....	0	vs. 11 opponents
3-PT. FG PERCENTAGE.....	.000	vs. 33 opponents
FT MADE.....	4 (3x) most recently	vs. Syracuse 11-20-15
FT ATTEMPTED.....	7 (2x) most recently	vs. Syracuse 11-20-15
FT PERCENTAGE.....	.308 (4-13) vs. Georgia 2-28-16	
POINTS.....	43	vs. Virginia Tech 12-6-15
OFFENSIVE REBOUNDS.....	5	vs. Missouri 2-19-17
DEFENSIVE REBOUNDS.....	13	vs. Auburn 2-14-98
TOTAL REBOUNDS.....	24 (2x) most recently	vs. Arkansas 1-30-14
ASSISTS.....	5	vs. Ole Miss 1-26-91
TURNOVERS.....	5	vs. Villanova 3-31-03
BLOCKS.....	0	vs. eight opponents
STEALS.....	0 (2x) most recently	vs. LSU 2-2-17
1ST HALF POINTS.....	21 (2x) most recently	vs. Ky. 1-12-12
2ND HALF POINTS.....	18	vs. Virginia Tech 12-6-15

GENERAL
STAFF
PLAYERS
REVIEW
HISTORY
FACILITIES
NCAA
SEC
RECORDS
MEDIA INFO



THOMPSON-BOLING ARENA RECORDS (CONTINUED)

OPPONENTS

Individual

FG made	17 by Kim Williams, DePaul 1-28-97
FG attempted	42 by Kim Williams, DePaul 1-28-97
FG percentage	1.000 (10-10) Misty Lamb, Vanderbilt 2-22-90
3FG made	9 by Molly Goodenbour, Stanford 12-21-92
3FG attempted	19 by Alexa Hayward, Saint Francis Pa. 12-3-14
3FG percentage	1.000 (4-4) (twice) most recently by Kendara Watts, Central Ark. 11-15-15
FT made	15 by Chantelle Anderson, Vanderbilt 2-27-03
FT attempted	17 by Chantelle Anderson, Vanderbilt 2-27-03
FT percentage	1.000 (11-11) by Adrienne Shuler, Georgia 1-28-91
Points	45 by Clarissa Davis, Texas 12-9-87
Off. rebounds	12 by JoKeirra Sneed, Louisiana Tech, 11-26-07
Def. rebounds	12 (twice) most recently by Peyton Whitted, Penn State 11-18-15
Total rebounds	19 by Chiney Ogwumike, Stanford, 12-22-12
Assists	11 (three times) most recently by Temeka Johnson, LSU 2-29-04
Turnovers	13 by Coco Miller, Georgia 1-28-98
Blocks	7 (three times) most recently by Britney Griner, Baylor 11-27-11
Steals	8 by Tamicha Jackson, Louisiana Tech 11-14-99

Team

High

37 by Baylor 12-4-16
99 by Troy 12-21-16
.609 (25-41) by NW 1-5-88
13 by two opponents
36 by Missouri 1-10-13
1,000 (2-2) by LSU 2-10-90
31 by Oklahoma 11-10-02
45 by Oklahoma 11-10-02
1,000 (20-20) by LSU 2-13-88
97 by Texas 12-9-87
28 (2x), most recently by Alabama 1-6-11
34 (3x) most recently by Texas 11-29-15
57 by North Carolina 12-2-07
23 by Notre Dame 1-20-14
46 by Memphis 2-16-99
10 (2x) most rec. by Oral Roberts 3-23-13
20 by Florida 2-26-06
52 by Vanderbilt 1-19-96
56 by UCLA 12-16-90

FG MADE	10 by UT-Martin 12-5-06
FG ATTEMPTED	37 by East Tenn. State 12-2-95
FG PERCENTAGE	.182 (12-66) by Florida Atl. 1-21-92
3-PT. FG MADE	0 by 26 opponents
3-PT. FG ATTEMPTED	0 by four opponents
3-PT. FG PERCENTAGE	.000 by 26 opponents
FT MADE	0 by three opponents
FT ATTEMPTED	0 by Florida 2-14-10
FT PERCENTAGE	.000 by three opponents
POINTS	26 by Florida Atl. 1-21-92
OFFENSIVE REBOUNDS	2 by Villanova 3-31-03
DEFENSIVE REBOUNDS	9 by Kentucky 2-13-12
TOTAL REBOUNDS	17 by Villanova 3-31-03
ASSISTS	1 by Kentucky 1-12-91
TURNOVERS	3 by LSU 2-2-17
BLOCKS	0 (60x) most rec. by Texas A&M 2-12-17
STEALS	1 (4x) most recently by Rice 11-15-12
1ST HALF POINTS	8 by Stetson 11-24-89
2ND HALF POINTS	13 by Lipscomb 12-29-13

YEAR-BY-YEAR ATTENDANCE

YEAR	HOME	AVG.	GMS	AWAY/NEUTRAL	AVG.	GMS	TOTAL	AVG.	GMS
1978-79	49,054	2,725	18	50,289	2,395	21	99,343	2,547	39
1979-80	39,008	2,601	15	46,591	2,026	23	85,599	2,253	38
1980-81	38,302	3,192	12	45,857	2,414	19	84,159	2,715	31
1981-82	42,840	3,060	14	40,144	2,230	18	82,984	2,593	32
1982-83	48,530	3,033	16	37,288	2,193	17	85,818	2,601	33
1983-84	40,046	2,356	17	31,673	1,980	16	71,719	2,173	35
1984-85	37,450	2,340	16	36,628	2,289	16	74,078	2,315	32
1985-86	39,282	2,805	14	29,621	1,481	20	68,903	2,026	34
1986-87	68,852	4,303	16	74,304	4,128	18	143,156	4,210	34
1987-88	97,972	6,998	14	51,835	2,592	20	144,807	4,406	34
1988-89	75,939	5,063	15	90,435	4,111	22	166,374	4,497	37
1989-90	85,234	5,682	15	45,228	2,513	18	130,462	3,953	33
1990-91	75,811	4,738	16	69,166	3,640	19	144,977	4,142	35
1991-92	92,942	6,639	14	60,258	3,545	17	153,200	4,942	31
1992-93	78,025	6,002	13	86,815	4,569	19	164,840	5,151	32
1993-94	98,137	6,542	15	85,412	4,745	18	183,549	5,562	33
1994-95	120,477	8,032	15	169,933	7,724	22	290,410	7,849	37
1995-96	120,624	8,042	15	142,933	6,806	21	263,557	7,321	36
1996-97	167,992	10,500	16	161,556	7,024	23	329,548	8,450	39
1997-98	239,511	14,969	16	147,202	6,401	23	386,713	9,916	39
1998-99	231,915	16,565	14	181,665	9,083	20	413,580	12,164	34
1999-00	230,116	15,341	15	187,156	8,507	26	417,272	11,278	37
2000-01	232,646	15,510	15	152,223	8,012	19	384,869	11,320	34
2001-02	200,132	14,295	14	170,586	8,529	20	370,718	10,903	34
2002-03	201,353	12,585	16	204,107	9,278	22	405,460	10,670	38
2003-04	201,638	14,403	14	165,527	7,882	21	367,165	10,490	35
2004-05	201,734	13,449	15	169,196	8,459	20	370,930	10,598	35
2005-06	214,980	15,356	14	150,743	6,851	22	365,723	10,158	36
2006-07	234,845	14,678	16	191,346	7,734	21	426,191	11,518	37
2007-08	236,940	15,796	15	208,985	9,086	23	445,925	11,735	38
2008-09	209,991	13,999	15	121,793	6,776	18	331,784	10,054	33
2009-10	219,233	12,896	17	111,101	6,311	18	330,334	9,438	35
2010-11	213,128	12,537	17	138,349	6,197	20	351,477	9,499	37
2011-12	216,206	14,414	15	139,292	6,633	21	355,498	9,875	36
2012-13	205,027	11,390	18	96,992	5,705	17	302,019	8,629	35
2013-14	198,692	11,038	18	91,026	5,354	17	289,718	8,278	35
2014-15	186,754	10,375	18	96,901	5,383	18	283,655	7,879	36
2015-16	177,004	10,412	17	87,981	4,631	19	264,985	7,361	36
2016-17	146,948	9,184	16	75,384	4,712	16	222,332	6,948	32

LARGEST CROWDS (122 GAMES WITH 15,000+ SPECTATORS)

Crowd	Opponent	Site	Result	Date	Crowd	Opponent	Site	Result	Date
29,619	Connecticut	San Antonio, Texas	56-79 L	3/29/02	17,152	Vanderbilt	Knoxville	70-67 W	2/12/06
28,937	Michigan State	Indianapolis, Ind.	64-68 L	4/3/05	17,077	South Carolina	Knoxville	99-45 W	1/11/01
28,210	Connecticut	Atlanta, Ga.	68-73 L	4/08/03	16,990	Duke	Knoxville	54-62 L	2/16/09
28,210	Duke	Atlanta, Ga.	66-56 W	4/06/03	16,897	Arkansas	Knoxville	79-69 W	1/10/00
24,653	Connecticut	Knoxville	89-80 W	1/7/06	16,845	North Carolina	Knoxville	83-79 W	12/2/07
24,611	Connecticut	Knoxville	72-86 L	1/5/02	16,836	Mississippi State	Knoxville	66-59 W	1/15/01
24,597	Connecticut	Knoxville	84-69 W	1/3/98	16,799	Alabama	Knoxville	89-54 W	1/29/06
24,563	Texas	Knoxville	78-97 L	12/9/87	16,782	Arizona State	Phoenix, Ariz.	67-63 W	12/27/00
24,373	Old Dominion	Knoxville	85-61 W	2/7/98	16,737	Mississippi	Knoxville	119-52 W	2/8/01
24,251	Vanderbilt	Knoxville	73-53 W	2/25/07	16,714	Old Dominion	Cincinnati, Ohio	68-59 W	3/30/97
24,051	Kentucky	Knoxville	98-60 W	1/17/99	16,714	Notre Dame	Cincinnati, Ohio	80-66 W	3/28/97
24,046	Connecticut	Knoxville	92-88 W	2/1/01	16,645	Vanderbilt	Knoxville	64-57 W	1/17/10
23,385	Connecticut	Knoxville	67-74 L	1/8/00	16,629	Florida	Knoxville	79-40 W	2/9/03
23,291	Georgia	Charlotte, N.C.	83-85 W	3/31/96	16,623	Baylor	Knoxville	67-76 L	11/27/11
23,291	Connecticut	Charlotte, N.C.	88-83 W (OT)	3/29/96	16,532	Florida	Knoxville	92-61 W	2/28/08
22,694	Louisiana State	Knoxville	90-58 W	2/22/98	16,490	Louisiana Tech	Knoxville	75-61 W	11/21/97
22,635	Georgia	Knoxville	102-69 W	1/14/99	16,471	Kentucky	Knoxville	67-49 W	1/23/05
22,515	Connecticut	Knoxville	67-81 L	2/5/04	16,464	Stetson	Knoxville	102-59 W	12/3/87
21,968	Vanderbilt	Knoxville	70-66 W	2/22/01	16,451	Florida	Knoxville	83-44 W	2/14/10
21,655	Stanford	Tampa, Fla.	64-48 W	4/8/08	16,413	South Carolina	Knoxville	68-56 W	1/18/09
21,655	Louisiana State	Tampa, Fla.	47-46 W	4/6/08	16,361	Auburn	Knoxville	82-61 W	2/5/12
21,592	Vanderbilt	Knoxville	64-59 W	2/17/97	16,342	Vanderbilt	Knoxville	91-71 W	2/27/03
21,118	Duke	Knoxville	70-74 L	1/22/07	16,333	Florida	Knoxville	97-78 W	2/13/00
21,077	Mississippi State	Knoxville	94-53 W	2/6/99	16,294	Connecticut	Hartford, Conn.	70-64 W	1/6/07
20,956	Vanderbilt	Knoxville	75-68 W	2/16/02	16,294	Connecticut	Hartford, Conn.	68-67 W	1/8/05
20,790	Florida	Knoxville	93-95 L (OT)	2/26/06	16,294	Connecticut	Hartford, Conn.	62-63 L (OT)	1/4/03
20,704	Rutgers	Cleveland, Ohio	59-46 W	4/3/07	16,294	Connecticut	Hartford, Conn.	76-81 L	12/30/00
20,704	North Carolina	Cleveland, Ohio	56-50 W	4/1/07	16,294	Connecticut	Hartford, Conn.	57-72 L	1/5/97
20,573	Kentucky	Knoxville	89-64 W	2/24/02	16,179	Memphis	Knoxville	98-60 W	12/15/00
20,249	Mississippi State	Knoxville	72-46 W	2/24/08	16,098	Mississippi	Knoxville	86-43 W	2/6/03
20,090	Louisiana State	Knoxville	85-62 W	2/29/04	16,058	Georgia	Knoxville	73-43 W	2/5/09
20,068	Vanderbilt	Knoxville	89-53 W	2/18/99	16,013	Kentucky	Knoxville	72-58 W	2/15/15
20,060	Rutgers	Philadelphia, Pa.	64-54 W	3/31/00	15,978	Old Dominion	Knoxville	113-55 W	1/3/00
20,060	Connecticut	Philadelphia, Pa.	52-71 L	4/2/00	15,838	Mississippi State	Knoxville	82-68 W	2/22/09
19,722	UCLA	Knoxville	100-77 W	12/21/98	15,737	Auburn	Knoxville	79-63 W	2/14/98
19,666	Vanderbilt	Knoxville	79-63 W	1/20/08	15,735	Rutgers	New York, N.Y.	68-54 W	1/3/99
19,576	Louisiana State	Knoxville	69-72 L	2/9/06	15,699	Texas	Knoxville	92-67 W	11/18/07
19,339	Alabama	Knoxville	65-47 W	2/6/00	15,686	Stanford	Knoxville	63-58 W	12/17/00
19,259	Kentucky	Knoxville	79-51 W	2/3/08	15,664	Kentucky	Knoxville	71-75 L	2/16/14
19,208	Vanderbilt	Knoxville	86-54 W	1/25/98	15,627	Memphis	Knoxville	113-39 W	2/16/99
19,143	Kentucky	Knoxville	83-39 W	1/27/01	15,615	Louisiana Tech	Austin, Texas	67-44 W	3/29/87
19,092	Notre Dame	Knoxville	78-54 W	12/30/06	15,615	Long Beach State	Austin, Texas	74-64 W	3/27/87
18,952	Kentucky	Knoxville	84-62 W	2/11/07	15,588	Mississippi State	Knoxville	84-71 W	2/24/05
18,643	Vanderbilt	Knoxville	72-63 W	2/13/05	15,574	Louisiana State	Knoxville	62-78 L	2/14/08
18,633	Arkansas	Knoxville	72-54 W	1/13/05	15,556	Louisiana Tech	Knoxville	90-75 W	11/23/01
18,563	Florida	Knoxville	75-59 W	2/26/12	15,606	Tenn.-Martin	Knoxville	133-60 W	11/19/99
18,453	South Carolina	Knoxville	72-58 W	2/8/04	15,491	Stanford	Knoxville	77-60 W	11/24/06
18,410	Arkansas	Knoxville	93-65 W	2/7/02	15,438	Vanderbilt	Knoxville	78-52 W	2/4/00
18,279	Mississippi	Knoxville	96-58 W	2/4/99	15,409	Old Dominion	Knoxville	90-37 W	12/28/11
18,211	Connecticut	New Orleans, La.	61-70 L	4/6/04	15,396	Texas	Knoxville	60-70 L	12/28/03
18,211	Louisiana State	New Orleans, La.	52-50 W	2/4/04	15,390	Arkansas	Knoxville	88-58 W	1/1/98
18,180	Auburn	Knoxville	76-61 W	2/27/00	15,317	Vanderbilt	Nashville, Tenn.	73-68 W	1/30/93
18,038	Connecticut	Minneapolis, Minn.	64-70 L	4/2/95	15,312	Louisiana State	Knoxville	91-69 W	1/9/94
18,038	Georgia	Minneapolis, Minn.	73-51 W	4/1/95	15,311	Vanderbilt	Nashville, Tenn.	66-60 W	2/7/99
18,036	Louisiana State	Knoxville	80-48 W	2/20/00	15,233	LSU	Baton Rouge, La.	58-68 L	2/10/05
17,976	Louisiana Tech	Kansas City, Mo.	93-75 W	3/29/98	15,217	LSU	Baton Rouge, La.	68-65 W	2/23/03
17,976	Arkansas	Kansas City, Mo.	86-58 W	3/27/98	15,187	Vanderbilt	Nashville, Tenn.	79-71 W	2/25/96
17,879	Vanderbilt	Knoxville	87-64 W	1/51/12	15,159	Vanderbilt	Knoxville	79-57 W	2/13/94
17,798	Texas	Knoxville	106-76 W	12/30/99	15,132	Florida	Knoxville	99-60 W	1/10/98
17,690	Rutgers	Knoxville	59-58 W	2/11/08	15,021	South Carolina	Knoxville	60-64 L	2/2/12
17,667	Stanford	Knoxville	98-62 W	12/19/98	15,010	South Carolina	Knoxville	97-78 W	1/23/03

WON-LOST RECORD IN GAMES WITH ATTENDANCE OF 10,000

Site	Won	Lost	Pct.
Home	354	27	.929
Away	46	15	.754
Neutral	31	13	.705
Overall	431	55	.887

- During the last 39 years, more than nine million people have watched the University of Tennessee Lady Volunteers play basketball. UT stands just 141,169 away from hitting the 10 million mark.
- This breaks down into 5,615,310 spectators at home viewing the team and 4,243,521 folks watching the team on the road or at a neutral site for a total of 9,858,831.
- Tennessee originally set the world record for most spectators at a women's basketball game with 24,563 in attendance at the Tennessee vs. Texas game on Dec. 9, 1987. UT continues to hold the mark for most fans to attend a women's basketball game at an on-campus facility, with 24,653 against Connecticut on Jan. 7, 2006.

GENERAL
STAFF
PLAYERS
REVIEW
HISTORY
FACILITIES
NCAA
SEC
RECORDS
MEDIA INFO



FACILITIES

TOP 25 AWAY CROWDS

	CROWD	OPPONENT	SITE	RESULT	DATE
1.	22,124	Louisville	Louisville, Ky.	63-50 W	11/12/10
2.	16,294	Connecticut	Hartford, Conn.	70-64 W	1/6/07
	16,294	Connecticut	Hartford, Conn.	68-67 W	1/08/05
	16,294	Connecticut	Hartford, Conn.	62-63 L OT	1/04/03
	16,294	Connecticut	Hartford, Conn.	57-72 L	1/05/97
	16,294	Connecticut	Hartford, Conn.	76-81 L	12/30/00
7.	15,317	Vanderbilt	Nashville, Tenn.	73-68 W	1/30/93
8.	15,311	Vanderbilt	Nashville, Tenn.	66-60 W	2/07/99
9.	15,233	LSU	Baton Rouge, La.	58-68 L	2/10/05
10.	15,217	LSU	Baton Rouge, La.	68-65 W	2/23/03
11.	15,187	Vanderbilt	Nashville, Tenn.	79-71 W	2/25/96
12.	14,848	Vanderbilt	Nashville, Tenn.	91-60 W	2/16/98
13.	14,390	South Carolina	Columbia, S.C.	66-71 L	2/23/15
14.	14,316	Vanderbilt	Nashville, Tenn.	81-68 W	2/17/08
15.	14,168	Vanderbilt	Nashville, Tenn.	59-76 L	2/02/02
16.	14,014	Arkansas	Fayetteville, Ark.	92-79 W	1/30/03
17.	13,690	South Carolina	Columbia, S.C.	76-74 W	1/30/17
18.	13,689	Kentucky	Lexington, Ky.	63-66 L	1/26/06
19.	13,227	Vanderbilt	Nashville, Tenn.	72-70 W	12/31/94
20.	13,127	Vanderbilt	Nashville, Tenn.	80-68 W	1/19/06
21.	12,645	Vanderbilt	Nashville, Tenn.	84-82 W	1/31/94
22.	12,552	Oklahoma	Oklahoma City, Okla.	70-80 L	2/2/09
23.	12,417	Vanderbilt	Nashville, Tenn.	92-79 WOT	1/19/97
24.	12,343	Iowa	Iowa City, Iowa	56-72 L	3/27/93
25.	12,222	Florida	Gainesville, Fla.	103-73 W	2/11/01

TOP 25 NEUTRAL SITE CROWDS

	CROWD	OPPONENT	SITE	RESULT	DATE
1.	29,619	Connecticut	San Antonio, Texas	56-79 L	3/29/02
2.	28,937	Michigan State	Indianapolis, Ind.	64-68 L	4/03/05
3.	28,210	Connecticut	Atlanta, Ga.	68-73 L	4/08/03
	28,210	Duke	Atlanta, Ga.	66-56 W	4/06/03
5.	23,291	Georgia	Charlotte, N.C.	83-65 W	3/31/96
	23,291	Connecticut	Charlotte, N.C.	88-83 W (OT)	3/29/96
7.	21,655	Stanford	Tampa, Fla.	64-48 W	4/8/08
	21,655	Louisiana State	Tampa, Fla.	47-46 W	4/6/08
9.	20,704	Rutgers	Cleveland, Ohio	59-46 W	4/3/07
	20,704	North Carolina	Cleveland, Ohio	56-50 W	4/1/07
11.	20,060	Connecticut	Philadelphia, Pa.	52-71 L	4/2/00
	20,060	Rutgers	Philadelphia, Pa.	64-54 W	3/31/00
13.	18,212	Connecticut	New Orleans, La.	61-70 L	4/6/04
	18,212	Louisiana State	New Orleans, La.	52-50 W	4/4/04
15.	18,038	Connecticut	Minneapolis, Minn.	64-70 L	4/02/95
	18,038	Georgia	Minneapolis, Minn.	73-51 W	4/01/95
17.	17,976	Louisiana Tech	Kansas City, Mo.	93-75 W	3/29/98
	17,976	Arkansas	Kansas City, Mo.	80-66 W	3/27/98
19.	16,782	Arizona State	Phoenix, Ariz.	67-63 W	12/27/00
20.	16,714	Old Dominion	Cincinnati, Ohio	68-59 W	3/30/97
	16,714	Notre Dame	Cincinnati, Ohio	80-66 W	3/28/97
22.	15,735	Rutgers	New York, N.Y.	68-54 W	1/03/99
23.	15,615	Louisiana Tech	Austin, Texas	67-44 W	3/29/87
	15,615	Long Beach State	Austin, Texas	74-64 W	3/27/87
25.	14,848	North Carolina	Nashville, Tenn.	76-70 W	3/23/98

STOKELY ATHLETICS CENTER ►

Stokely Athletics Center was home to the Lady Volunteer basketball team from 1976-87. The facility, which still housed UT Athletics offices long after its days of hosting games, was closed for good in December 2012 and demolished during the summer of 2014.

The Stokely Arena, which was encircled by a four-lane Tartan indoor track, seated 12,700, while the building housed the former men's and women's athletics department offices. The building was originally called the UT Armory Field House in 1958 and seated just more than 7,000 spectators. Through the generosity of the late William B. Stokely, Jr., further construction was completed and on Dec. 1, 1966, the facility was renamed to honor the Stokely family.

In 1986, Stokely took on a new look as a wood playing surface replaced the old tartan court. The Horner "Pro King" hardwood was painted with the traditional outline of the state of Tennessee in the center of the floor and the familiar end line markings. The court was special-made for the University by the same manufacturer who supplied the basketball court to the Forum for the 1984 Los Angeles Olympic Games.

Stokely Athletics Center was the site of some historic games for the Lady Vols. The first women's contest played in SAC pitted Tennessee versus Kentucky on Nov. 13, 1976. The Lady Vols not only trounced the Lady Kats, 107-53, but UT's Patricia Roberts tossed in a Field House record 51 points. That mark stands as the Lady Vol record to this day.

Along the way, Tennessee hosted the great gold medalist USSR Olympic Team in 1979, the USA All-Star team in 1979 and the first Southeastern Conference Championships in 1980.

The last Lady Vol game in Stokely, before moving to Thompson-Boling Arena, was a 77-61 win over Auburn in the finals of the NCAA Mideast Regionals on March 21, 1987. A week later, the Lady Vols returned to Stokely to celebrate UT's first NCAA basketball title with thousands of fans in attendance.

Although no formal attendance figures were kept prior to 1982, Tennessee most-assuredly was among the nation's elite in fan support.

ALUMNI GYM ►

Constructed in the 1930's, Alumni Gym was the first real home to the inaugural Lady Vol team in 1974, which was coached by Pat Summitt. The court in the tiny arena (seating 3,000) was the centerpiece of an encircling tri-balcony seating arrangement.



GENERAL

STAFF

PLAYERS

REVIEW

HISTORY

FACILITIES

NCAA

SEC

RECORDS

MEDIA INFO



STOKELY & ALUMNI GYM RECORDS

YEAR	WINS	LOSSES	PCT.	SITE
1974-75	6	2	.750	Alumni
1975-76	7	4	.636	Alumni
1976-77	3	0	1.000	Alumni
	5	0	1.000	Stokely
1977-78	12	0	1.000	Stokely
1978-79	17	1	.944	Stokely
1979-80	14	1	.933	Stokely
1980-81	12	0	1.000	Stokely
1981-82	12	2	.857	Stokely
1982-83	12	4	.750	Stokely
1983-84	14	3	.823	Stokely
1984-85	13	3	.813	Stokely
1985-86	11	3	.786	Stokely
1986-87	15	1	.938	Stokely
TOTALS	153	24	.864	

* Lady Vols produced a record of 137-18 (.884) in Stokely Athletics Center

LARGEST STOKELY CROWDS

	OPPONENT	SCORE	ATTEND.
1-29-79	Louisiana State	W, 92-48	10,000
1-26-80	Old Dominion	L, 54-61	9,496
2-14-82	Old Dominion	W, 62-58	9,010
1-24-87	Georgia	W, 78-72	8,623
2-02-86	Florida	W, 82-60	8,003
3-21-87	Auburn	W, 77-61	7,533
12-06-82	Southern Cal	L, 71-81	7,231
3-01-87	UNC Charlotte	W, 91-44	7,067
2-08-86	Auburn	L, 60-66	6,428
3-15-87	Tennessee Tech	W, 95-59	5,998
3-21-81	Maryland	W, 79-67	5,995
1-05-79	UCLA	W, 88-74	5,950
11-20-82	Old Dominion	L, 72-78	5,442
3-19-87	Virginia	W, 66-58	5,420
1-03-81	UCLA	L, 62-65	5,300
3-10-79	Old Dominion	L, 72-74	5,100
12-05-78	Middle Tennessee	W, 87-63	5,000
2-17-79	Kentucky	W, 89-51	5,000
2-06-83	N.C. State	W, 91-78	4,929
1-11-87	Kentucky	W, 76-64	4,883

FACILITIES

ALL-TIME YEAR-BY-YEAR HOME RECORDS

YEAR	WINS	LOSSES	PCT	ARENA	AVG. ATT.
1974-75	6	2	.750	Alumni Gym	n/a
1975-76	7	4	.636	Alumni Gym	n/a
1976-77	8	0	1.000	Alumni Gym	n/a
1977-78	12	0	1.000	Stokely Athletics Ctr	n/a
1978-79	17	1	.944	Stokely Athletics Ctr	2,725
1979-80	14	1	.933	Stokely Athletics Ctr	2,601
1980-81	12	0	1.000	Stokely Athletics Ctr	3,192
1981-82	12	2	.857	Stokely Athletics Ctr	3,060
1982-83	12	4	.750	Stokely Athletics Ctr	3,033
1983-84	14	3	.823	Stokely Athletics Ctr	2,356
1984-85	13	3	.813	Stokely Athletics Ctr	2,340
1985-86	11	3	.786	Stokely Athletics Ctr	2,805
1986-87	15	1	.938	Stokely Athletics Ctr	4,303
1987-88	12	2	.857	Thompson-Boling	6,998
1988-89	15	0	1.000	Thompson-Boling	5,063
1989-90	14	1	.933	Thompson-Boling	5,682
1990-91	15	1	.938	Thompson-Boling	4,738
1991-92	14	0	1.000	Thompson-Boling	6,639*
1992-93	13	0	1.000	Thompson-Boling	6,002
1993-94	15	0	1.000	Thompson-Boling	6,542
1994-95	15	0	1.000	Thompson-Boling	8,032*
1995-96	14	1	.933	Thompson-Boling	8,042
1996-97	14	2	.875	Thompson-Boling	10,500*
1997-98	16	0	1.000	Thompson-Boling	14,969*
1998-99	14	0	1.000	Thompson-Boling	16,565*
1999-00	13	2	.867	Thompson-Boling	15,341*
2000-01	15	0	1.000	Thompson-Boling	15,510*
2001-02	12	2	.857	Thompson-Boling	14,295*
2002-03	16	0	1.000	Thompson-Boling	12,585
2003-04	12	2	.857	Thompson-Boling	14,403*
2004-05	14	1	.933	Thompson-Boling	13,449*
2005-06	12	2	.857	Thompson-Boling	15,356*
2006-07	15	1	.938	Thompson-Boling	14,678*
2007-08	14	1	.933	Thompson-Boling	15,796*
2008-09	13	2	.867	Thompson-Boling	13,999*
2009-10	17	0	1.000	Thompson-Boling	12,896*
2010-11	17	0	1.000	Thompson-Boling	12,069*
2011-12	12	3	.800	Thompson-Boling	14,414*
2012-13	16	2	.889	Thompson-Boling	11,390*
2013-14	15	3	.833	Thompson-Boling	11,038*
2014-15	18	0	1.000	Thompson-Boling	10,375
2015-16	13	4	.765	Thompson-Boling	10,412
2016-17	13	3	.813	Thompson-Boling	9,184
TOTALS	581	59	.908	* Led NCAA in home attendance	

PRATT PAVILION ►

In October 2006, Tennessee Athletics had a ground-breaking ceremony to officially recognize construction on the Pratt Pavilion, the state-of-the-art basketball practice facility named in UT alumnus Larry F. Pratt's honor for his \$5 million lead gift to the basketball programs. The Pratt Pavilion, which opened in the fall of 2007, houses two full-size gymnasiums, one each for the men's and women's basketball teams, as well as space for an athletic training room, weight room, film study room and a recruiting lounge.

Directly connected to Thompson-Boling Arena, Pratt Pavilion has convenient ground level parking. The 70,000-square-foot structure has four short courts within each of the two full-size courts. The facility is equipped with secured practice facilities, spacious locker rooms and recruiting rooms as well. Balconies at the south side of the building overlook the practice courts.

Pratt Pavilion had a total project cost of \$16 million, funded entirely through private gifts. Lead donor Pratt's commitment in April 2006, coupled with leadership gifts from other campaign donors, including Jim Haslam, Brenda Lawson and Robbie Nutt, enabled UT to move forward with the project.

This was not Pratt's first donation. In the 1990s he honored his father Floyd by creating an endowed scholarship in his name as a member of the Nathan Dougherty Society. He also was recognized at the Tennessee vs. Georgia football game in 2003 for a \$1 million donation to the STEP-UP Campaign. Pratt, an Athens, Tenn., native, currently resides in McLean, Va. He graduated from the University of Tennessee in 1972 from the college of business and serves as president and CEO of First Savings Mortgage Corporation, the largest private mortgage banker in Washington D.C.





VOLUNTEERS

NCAA

WOMEN'S
CHAMPIONS
BASKETBALL

CHAMPION

NCAA HISTORY

adidas

NCAA HISTORY

EIGHT NCAA TITLES

1987 • 1989 • 1991 • 1996 • 1997 • 1998 • 2007 • 2008

22 FINAL FOUR APPEARANCES (AIAW & NCAA)

■ 1977		
Minneapolis, Minnesota • Williams Arena		
March 23	Michigan State	76-62
March 24	Kansas State	81-69
March 25	Delta State	58-62
March 26	Immaculata	91-71
AIAW Third Place		

■ 1979		
Greensboro, North Carolina • Greensboro Coliseum		
March 23	Louisiana Tech	84-102
March 25	UCLA	104-86
AIAW Third Place		

■ 1980		
Mount Pleasant, Michigan • Rose Arena		
March 21	South Carolina	75-72
March 23	Old Dominion	53-68
AIAW Runner-Up		

■ 1981		
Eugene, Oregon • McArthur Court		
March 27	Old Dominion	68-65
March 29	Louisiana Tech	59-79
AIAW Runner-Up		

■ 1982		
Norfolk, Virginia • The Scope		
March 26	Louisiana Tech	46-69
NCAA Third Place		

■ 1984		
Los Angeles, California • Pauley Pavilion		
March 30	Cheyney	82-73
April 1	Southern California	61-72
NCAA Runner-Up		

■ 1986		
Lexington, Kentucky • Rupp Arena		
March 28	Southern California	59-83
NCAA Third Place		

■ 1987		
Austin, Texas • Frank Erwin Center		
March 27	Long Beach State	74-64
March 29	Louisiana Tech	67-44
NCAA National Champions		

■ 1988		
Tacoma, Washington • Tacoma Dome		
April 1	Louisiana Tech	59-68
NCAA Third Place		

■ 1989		
Tacoma, Washington • Tacoma Dome		
March 31	Maryland	77-65
April 2	Auburn	76-60
NCAA National Champions		

■ 1991		
New Orleans, Louisiana • Lakefront Arena		
March 30	Stanford	68-60
March 31	Virginia	70-67 OT
NCAA National Champions		

■ 1995		
Minneapolis, Minnesota • Target Center		
April 1	Georgia	73-51
April 2	Connecticut	64-70
NCAA Runner-Up		

■ 1996		
Charlotte, North Carolina • Charlotte Coliseum		
March 29	Connecticut	88-83 OT
March 31	Georgia	83-65
NCAA National Champions		

■ 1997		
Cincinnati, Ohio • Riverfront Coliseum		
March 29	Notre Dame	80-66
March 30	Old Dominion	68-59
NCAA National Champions		

■ 1998		
Kansas City, Missouri • Kemper Arena		
March 27	Arkansas	86-58
March 29	Louisiana Tech	93-75
NCAA National Champions		

■ 2000		
Philadelphia, Pennsylvania • First Union Center		
March 31	Rutgers	64-54
April 2	Connecticut	52-71
NCAA Runner-Up		

■ 2002		
San Antonio, Texas • Alamodome		
March 29	Connecticut	56-79
NCAA Third Place		

■ 2003		
Atlanta, Georgia • Georgia Dome		
April 6	Duke	66-56
April 8	Connecticut	68-73
NCAA Runner-Up		

■ 2004		
New Orleans, Louisiana • New Orleans Arena		
April 4	LSU	52-50
April 6	Connecticut	61-70
NCAA Runner-Up		

■ 2005		
Indianapolis, Indiana • RCA Dome		
April 3	Michigan State	64-68
NCAA Third Place		

■ 2007		
Cleveland, Ohio • Quicken Loans Arena		
April 1	North Carolina	56-50
April 3	Rutgers	59-46
NCAA National Champions		

■ 2008		
Tampa, Florida • St. Pete Times Forum		
April 6	LSU	47-46
April 8	Stanford	64-48
NCAA National Champions		

ALL-TIME WOMEN'S FINAL FOUR RESULTS

YEAR	AIAW FINAL FOUR TEAMS	CHAMPION	SCORE	RUNNER-UP	SITE
1972	Immaculata, West Chester, Indiana, Western Carolina	Immaculata	52-48	West Chester	West Chester, Pa.
1973	Immaculata, Queens, Southern Connecticut, Indiana	Immaculata	59-52	Queens	Flushing, N.Y.
1974	Immaculata, Mississippi College, So. Connecticut, William Penn	Immaculata	68-53	Mississippi College	Manhattan, Kan.
1975	Delta State, Immaculata, Cal State-Fullerton, So. Connecticut	Delta State	90-81	Immaculata	Harrisonburg, Va.
1976	Delta State, Immaculata, Wayland Baptist, William Penn	Delta State	69-64	Immaculata	University Park, Pa.
1977	Delta State, Louisiana St., TENNESSEE , Immaculata	Delta State	68-55	Louisiana State	Minneapolis, Minn.
1978	UCLA, Maryland, Montclair State, Wayland Baptist	UCLA	90-74	Maryland	Los Angeles, Calif.
1979	Old Dominion, Louisiana Tech, TENNESSEE , UCLA	Old Dominion	75-65	Louisiana Tech	Greensboro, N.C.
1980	Old Dominion, TENNESSEE , South Carolina, Southern California	Old Dominion	68-53	TENNESSEE	Mt. Pleasant, Mich.
1981	Louisiana Tech, TENNESSEE , Old Dominion, Southern California	Louisiana Tech	79-59	TENNESSEE	Eugene, Ore.
1982	Rutgers, Texas, Villanova, Wayland Baptist	Rutgers	83-77	Texas	Philadelphia, Pa.
YEAR	NCAA FINAL FOUR TEAMS	CHAMPION	SCORE	RUNNER-UP	SITE
1982	Louisiana Tech, Cheyney, TENNESSEE , Maryland	Louisiana Tech	76-62	Cheyney	Norfolk, Va.
1983	Southern California, Louisiana Tech, Georgia, Old Dominion	Southern California	69-67	Louisiana Tech	Norfolk, Va.
1984	Southern California, TENNESSEE , Cheyney, Louisiana Tech	Southern California	72-61	TENNESSEE	Los Angeles, Calif.
1985	Old Dominion, Georgia, Western Kentucky, Northeast Louisiana	Old Dominion	70-65	Georgia	Austin, Texas
1986	Texas, Southern California, TENNESSEE , Western Kentucky	Texas	97-81	Southern California	Lexington, Ky.
1987	TENNESSEE , Louisiana Tech, Long Beach State, Texas	TENNESSEE	67-44	Louisiana Tech	Austin, Texas
1988	Louisiana Tech, Auburn, TENNESSEE , Long Beach State	Louisiana Tech	56-54	Auburn	Tacoma, Wash.
1989	TENNESSEE , Auburn, Maryland, Louisiana Tech	TENNESSEE	76-60	Auburn	Tacoma, Wash.
1990	Stanford, Auburn, Virginia, Louisiana Tech	Stanford	88-81	Auburn	Knoxville, Tenn.
1991	TENNESSEE , Virginia, Stanford, Connecticut	TENNESSEE	*70-67	Virginia	New Orleans, La.
1992	Stanford, Western Kentucky, Southwest Missouri, Virginia	Stanford	78-62	Western Kentucky	Los Angeles, Calif.
1993	Texas Tech, Ohio State, Iowa, Vanderbilt	Texas Tech	84-82	Ohio State	Atlanta, Ga.
1994	North Carolina, Louisiana Tech, Alabama, Purdue	North Carolina	60-59	Louisiana Tech	Richmond, Va.
1995	Connecticut, TENNESSEE , Georgia, Stanford	Connecticut	70-64	TENNESSEE	Minneapolis, Minn.
1996	TENNESSEE , Georgia, Connecticut, Stanford	TENNESSEE	83-65	Georgia	Charlotte, N.C.
1997	TENNESSEE , Old Dominion, Notre Dame, Stanford	TENNESSEE	68-59	Old Dominion	Cincinnati, Ohio
1998	TENNESSEE , Louisiana Tech, Arkansas, North Carolina State	TENNESSEE	93-75	Louisiana Tech	Kansas City, Mo.
1999	Purdue, Duke, Georgia, Louisiana Tech	Purdue	62-45	Duke	San Jose, Calif.
2000	Connecticut, TENNESSEE , Penn State, Rutgers	Connecticut	72-51	TENNESSEE	Philadelphia, Pa.
2001	Notre Dame, Purdue, Connecticut, Southwest Missouri State	Notre Dame	68-66	Purdue	St. Louis, Mo.
2002	Connecticut, Oklahoma, Duke, TENNESSEE	Connecticut	82-70	Oklahoma	San Antonio, Texas
2003	Connecticut, TENNESSEE , Duke, Texas	Connecticut	73-68	TENNESSEE	Atlanta, Ga.
2004	Connecticut, TENNESSEE , LSU, Minnesota	Connecticut	70-61	TENNESSEE	New Orleans, La.
2005	Baylor, Michigan State, LSU, TENNESSEE	Baylor	84-62	Michigan State	Indianapolis, Ind.
2006	Maryland, Duke, LSU, North Carolina	Maryland	*78-75	Duke	Boston, Mass.
2007	TENNESSEE , Rutgers, North Carolina, LSU	TENNESSEE	59-46	Rutgers	Cleveland, Ohio
2008	TENNESSEE , Stanford, LSU, Connecticut	TENNESSEE	64-48	Stanford	Tampa, Fla.
2009	Connecticut, Louisville, Oklahoma, Stanford	Connecticut	76-54	Louisville	St. Louis, Mo.
2010	Connecticut, Baylor, Oklahoma, Stanford	Connecticut	53-47	Stanford	San Antonio, Texas
2011	Texas A&M, Notre Dame, Stanford, Connecticut	Texas A&M	76-70	Notre Dame	Indianapolis, Ind.
2012	Baylor, Notre Dame, Stanford, Connecticut	Baylor	80-61	Notre Dame	Denver, Colo.
2013	Connecticut, Louisville, California, Notre Dame	Connecticut	93-60	Louisville	New Orleans, La.
2014	Connecticut, Notre Dame, Stanford, Maryland	Connecticut	79-58	Notre Dame	Nashville, Tenn.
2015	Connecticut, Notre Dame, South Carolina, Maryland	Connecticut	63-53	Notre Dame	Tampa, Fla.
2016	Connecticut, Syracuse, Oregon State, Washington	Connecticut	82-51	Syracuse	Indianapolis, Ind.
2017	South Carolina, Mississippi State, Stanford, Connecticut	South Carolina	67-55	Mississippi State	Dallas, Texas

*denotes overtime game



The Lady Vols are the only school to play in all 36 NCAA Women's Basketball Tournaments, advancing to 18 NCAA Final Fours and winning eight NCAA National Championships. Those titles came in 1987, 1989, 1991, 1996, 1997, 1998, 2007 and 2008.

GENERAL

STAFF

PLAYERS

REVIEW

HISTORY

FACILITIES

NCAA

SEC

RECORDS

MEDIA INFO



NCAA HISTORY

ALL-TIME NCAA TOURNAMENT SEEDING

ALL-TIME NCAA TOURNAMENT NO. 1 SEEDS

Year	East	Mideast	Midwest	West
1982*	Old Dominion	So. California	Louisiana Tech	Long Beach St.
1983	Cheyney	TENNESSEE	Louisiana Tech	So. California
1984*	Old Dominion	Georgia	Louisiana Tech	So. California
1985	Old Dominion	Texas	Louisiana Tech	Long Beach St.
1986*	Virginia	Georgia	Texas	So. California
1987**	Texas	Auburn	Louisiana Tech	Long Beach St.
1988*	TENNESSEE	Auburn	Texas	Iowa
1989**	TENNESSEE	Auburn	Louisiana Tech	Maryland
1990	TENNESSEE	Washington	Louisiana Tech	Stanford
1991**	Penn State	TENNESSEE	Virginia	Georgia
1992	Virginia	TENNESSEE	Iowa	Stanford
1993	Ohio State	TENNESSEE	Vanderbilt	Stanford
1994	Connecticut	TENNESSEE	Penn State	Purdue
1995*	Connecticut	TENNESSEE	Colorado	Vanderbilt
1996**	TENNESSEE	Connecticut	Louisiana Tech	Stanford
1997**	UNC	Old Dominion	Connecticut	Stanford
1998**	Old Dominion	TENNESSEE	Texas Tech	Stanford
1999	TENNESSEE	Connecticut	Purdue	Louisiana Tech
2000*	Connecticut	TENNESSEE	Louisiana Tech	Georgia
2001	Connecticut	TENNESSEE	Notre Dame	Duke
2002*	Duke	Connecticut	Vanderbilt	Oklahoma
2003*	Connecticut	TENNESSEE	Duke	LSU
2004*	Penn State	Duke	TENNESSEE	Texas
2005*	UNC	TENNESSEE	Michigan State	LSU
	Tempe	Philadelphia	Kansas City	Chattanooga
2006	Duke	North Carolina	LSU	Ohio State
	Bridgeport	Cleveland	San Antonio	Albuquerque
2007**	Duke	TENNESSEE	North Carolina	Connecticut
	Greensboro	Dayton	Dallas	Fresno
2008**	Connecticut	TENNESSEE	North Carolina	Stanford
	Greensboro	Oklahoma City	New Orleans	Spokane
2009	Connecticut	Duke	Maryland	Oklahoma
	Trenton	Berkeley	Raleigh	Oklahoma City
2010	Connecticut	TENNESSEE	Stanford	Nebraska
	Dayton	Memphis	Sacramento	Kansas City
2011	TENNESSEE	Connecticut	Stanford	Baylor
	Dayton	Philadelphia	Spokane	Dallas
2012	Notre Dame	Connecticut	Stanford	Baylor
	Raleigh	Kingston	Fresno	Des Moines
2013	Baylor	Stanford	Notre Dame	Connecticut
	Oklahoma City	Spokane	Norfolk	Bridgeport
2014	Connecticut	South Carolina	Notre Dame	TENNESSEE
	Lincoln	Stanford	Notre Dame	Louisville
2015	Connecticut	Notre Dame	South Carolina	Maryland
	Albany	Oklahoma City	Greensboro	Spokane
2016	Connecticut	Baylor	South Carolina	Notre Dame
	Bridgeport	Dallas	Sioux Falls	Lexington
2017	Connecticut	Mississippi State	South Carolina	Stanford
	Bridgeport	Oklahoma City	Stockton	Lexington

(Key: *UT advanced to Final Four; **UT NCAA Champions)

SEEDING THROUGH THE YEARS

Year	Seed	Region	Result
1982	#2	Mideast	Final Four (3rd)
1983	#1	Mideast	lost in regional final
1984	#3	Mideast	Final Four (2nd)
1985	#3	Mideast	lost in regional semis
1986	#4	Mideast	Final Four (3rd)
1987	#2	Mideast	NCAA Champions
1988	#1	East	Final Four (3rd)
1989	#1	East	NCAA Champions
1990	#1	East	lost in regional final (OT)
1991	#1	Mideast	NCAA Champions
1992	#1	Mideast	lost in regional semis
1993	#1	Mideast	lost in regional final
1994	#1	Mideast	lost in regional semis
1995	#1	Mideast	Final Four (2nd)
1996	#1	East	NCAA Champions
1997	#3	Midwest	NCAA Champions
1998	#1	Mideast	NCAA Champions
1999	#1	East	lost in regional final
2000	#1	Mideast	Final Four (2nd)
2001	#1	Mideast	lost in regional semis
2002	#2	Midwest	Final Four (3rd)
2003	#1	Midwest	Final Four (2nd)
2004	#1	Midwest	Final Four (2nd)
2005	#1	Philadelphia	Final Four (3rd)
2006	#2	Cleveland	lost in regional final
2007	#1	Dayton	NCAA Champions
2008	#1	Oklahoma City	NCAA Champions
2009	#5	Berkeley	lost in first round
2010	#1	Memphis	lost in regional semis
2011	#1	Dayton	lost in regional final
2012	#2	Des Moines	lost in regional final
2013	#2	Oklahoma City	lost in regional final
2014	#1	Louisville	lost in regional semis
2015	#2	Spokane	lost in regional final
2016	#7	Sioux Falls	lost in regional final
2017	#5	Oklahoma City	lost in second round

TENNESSEE NCAA TOURNAMENT STATISTICS

1982 - 4 games	FG-FGA	PCT	3FG-FGA	PCT	FT-FTA	PCT	REB-AVG	PF	PTS-AVG	AS	TO	BK	ST
UT	105-220	.477			77-99	.778	147-36.8	81	287-71.8	53	82	10	40
OPP	109-253	.431			60-89	.674	157-39.3	88	278-69.5	30	81	15	38
1983 - 3 games	FG-FGA	PCT	3FG-FGA	PCT	FT-FTA	PCT	REB-AVG	PF	PTS-AVG	AS	TO	BK	ST
UT	91-188	.484			57-83	.687	153-51.0	75	239-79.7	41	62	7	27
OPP	79-203	.389			43-70	.614	101-33.7	74	201-67.0	24	60	8	28
1984 - 5 games	FG-FGA	PCT	3FG-FGA	PCT	FT-FTA	PCT	REB-AVG	PF	PTS-AVG	AS	TO	BK	ST
UT	138-299	.462			75-106	.708	220-44.0	91	351-70.2	73	85	5	38
OPP	126-316	.399			64-86	.744	167-33.4	97	316-63.2	35	79	20	31
1985 - 2 games	FG-FGA	PCT	3FG-FGA	PCT	FT-FTA	PCT	REB-AVG	PF	PTS-AVG	AS	TO	BK	ST
UT	47-115	.409			31-42	.738	86-43.0	48	125-62.5	18	39	7	12
OPP	45-103	.437			38-55	.509	70-35.0	36	118-59.0	20	43	6	21
1986 - 4 games	FG-FGA	PCT	3FG-FGA	PCT	FT-FTA	PCT	REB-AVG	PF	PTS-AVG	AS	TO	BK	ST
UT	121-274	.442			42-78	.538	170-42.5	80	284-71.0	69	59	6	23
OPP	118-254	.465			62-85	.729	156-39.0	77	298-74.5	49	63	18	27
1986 - 5 games	FG-FGA	PCT	3FG-FGA	PCT	FT-FTA	PCT	REB-AVG	PF	PTS-AVG	AS	TO	BK	ST
UT	146-305	.479			89-125	.712	229-45.9	104	379-75.8	90	83	13	42
OPP	112-300	.373			62-112	.554	176-35.2	111	286-57.2	48	92	20	32
1988 - 4 games	FG-FGA	PCT	3FG-FGA	PCT	FT-FTA	PCT	REB-AVG	PF	PTS-AVG	AS	TO	BK	ST
UT	122-241	.506	2-10	.200	63-79	.797	160-40.0	72	309-77.3	55	71	15	32
OPP	110-263	.418	4-20	.200	38-59	.644	142-35.5	72	262-65.5	48	78	6	38

TENNESSEE IN THE POSTSEASON

Date	Opponent	UT	Opp
■ 1977 – AIAW Third in the Nation			
<i>AIAW Region II Championships, Memphis, Tenn.</i>			
Mar. 10	Clemson	84	46
Mar. 11	Old Dominion	61	60
Mar. 12	Tennessee Tech	72	59
<i>AIAW Championships, Minneapolis, Minn.</i>			
Mar. 23	Michigan State	76	62
Mar. 24	Kansas State	81	69
Mar. 25	Delta State	58	62
Mar. 26	Immaculata	91	71
■ 1978			
<i>AIAW Region II Championships, Chapel Hill, N.C.</i>			
Mar. 9	North Carolina	92	66
Mar. 10	Kentucky	76	60
Mar. 11	North Carolina State	64	62
<i>AIAW South Satellite Tournament, Cleveland, Miss.</i>			
Mar. 17	Maryland	69	75
Mar. 18	Valdosta State	80	83
■ 1979 – AIAW Third in the Nation			
<i>AIAW Region II Championships, Knoxville, Tenn.</i>			
Mar. 8	Clemson	89	61
Mar. 9	South Carolina	76	64
Mar. 10	Old Dominion	72	74
<i>AIAW East Satellite Tournament, Bronx, N.Y.</i>			
Mar. 16	Rutgers	79	69
Mar. 17	Fordham	76	54
<i>AIAW Championships, Greensboro, N.C.</i>			
Mar. 23	Louisiana Tech	84	102
Mar. 25	UCLA	104	86
■ 1980 – AIAW Runner-Up			
<i>AIAW Region II Championships, Knoxville, Tenn., and Columbia, S.C.</i>			
Mar. 5	Clemson	95	79
Mar. 7	South Carolina	67	54
Mar. 8	Old Dominion	67	68
<i>AIAW South Satellite Tournament, Knoxville, Tenn.</i>			
Mar. 15	Kansas State	84	64
Mar. 18	Maryland	93	76
<i>AIAW Championships, Mount Pleasant, Mich.</i>			
Mar. 21	South Carolina	75	72
Mar. 23	Old Dominion	53	68
■ 1981 – AIAW Runner-Up			
<i>AIAW Region II Championships, Knoxville, Tenn., and Norfolk, Va.</i>			
Mar. 10	Virginia	81	54
Mar. 13	Kentucky	58	49
Mar. 14	Old Dominion	65	64
<i>AIAW National Playoffs, Knoxville, Tenn.</i>			
Mar. 21	Illinois State	78	63
Mar. 24	Maryland	79	67
<i>AIAW Championships, Eugene, Ore.</i>			
Mar. 27	Old Dominion	68	65
Mar. 29	Louisiana Tech	59	79
■ 1982 – NCAA Third in the Nation			
<i>NCAA First Round, Knoxville, Tenn.</i>			
Mar. 13	Jackson State	72	56
<i>NCAA Midwest Regional Championships, Knoxville, Tenn.</i>			
Mar. 19	Memphis State	78	63
Mar. 21	Southern Calif. (OT)	91	90
<i>NCAA Final Four, Norfolk, Va.</i>			
Mar. 26	Louisiana Tech	46	69
■ 1983			
<i>NCAA First Round, Knoxville, Tenn.</i>			
Mar. 19	South Carolina State	86	51
<i>NCAA Midwest Regional Championships, South Bend, Ind.</i>			
Mar. 25	Mississippi (3 OT)	90	83
Mar. 27	Georgia	63	67
■ 1984 – NCAA Runner-Up			
<i>NCAA First Round, Knoxville, Tenn.</i>			
Mar. 17	Middle Tennessee State	70	52
<i>NCAA Midwest Regional Championships, Knoxville, Tenn.</i>			
Mar. 23	Alabama	65	58
Mar. 25	Georgia	73	61
<i>NCAA Final Four, Los Angeles, Calif.</i>			
Mar. 30	Cheyney	82	73
Apr. 1	Southern California	61	72
■ 1985			
<i>NCAA First Round, Knoxville, Tenn.</i>			

Date	Opponent	UT	Opp
Mar. 16	Virginia	65	55
<i>NCAA Midwest Regional Championships, Bowling Green, Ky.</i>			
Mar. 22	Mississippi	60	63
■ 1986 – NCAA Third in the Nation			
<i>NCAA First Round, Knoxville, Tenn.</i>			
Mar. 16	Iowa	73	68
<i>NCAA Midwest Regional Championships, Iowa City, Iowa</i>			
Mar. 20	Georgia	85	82
Mar. 22	Louisiana State	67	65
<i>NCAA Final Four, Lexington, Ky.</i>			
Mar. 28	Southern California	59	83
■ 1987 – NCAA Champion			
<i>NCAA First Round, Knoxville, Tenn.</i>			
Mar. 15	Tennessee Tech	95	59
<i>NCAA Midwest Regional Championships, Knoxville, Tenn.</i>			
Mar. 19	Virginia	66	58
Mar. 21	Auburn	77	61
<i>NCAA Final Four, Austin, Texas</i>			
Mar. 27	Long Beach State	74	64
Mar. 29	Louisiana Tech	67	44
■ 1988 – NCAA Third in the Nation			
<i>NCAA Second Round, Knoxville, Tenn.</i>			
Mar. 18	Wake Forest	94	66
<i>NCAA East Regional Championships, Norfolk, Va.</i>			
Mar. 24	James Madison	72	52
Mar. 26	Virginia	84	76
<i>NCAA Final Four, Tacoma, Wash.</i>			
Apr. 1	Louisiana Tech	59	68
■ 1989 – NCAA Champion			
<i>NCAA Second Round, Knoxville, Tenn.</i>			
Mar. 18	LaSalle	91	61
<i>NCAA East Regional Championships, Bowling Green, Ky.</i>			
Mar. 23	Virginia	80	47
Mar. 25	Long Beach State	94	80
<i>NCAA Final Four, Tacoma, Wash.</i>			
Mar. 31	Maryland	77	65
Apr. 2	Auburn	76	60
■ 1990			
<i>NCAA Second Round, Knoxville, Tenn.</i>			
Mar. 17	Old Dominion	87	68
<i>NCAA East Regional Championships, Norfolk, Va.</i>			
Mar. 22	Clemson	80	62
Mar. 24	Virginia (OT)	75	79
■ 1991 – NCAA Champion			
<i>NCAA Second Round, Knoxville, Tenn.</i>			
Mar. 17	SW Missouri State	55	47
<i>NCAA Midwest Regional Championships, Knoxville, Tenn.</i>			
Mar. 21	Western Kentucky	68	61
Mar. 23	Auburn	69	65
<i>NCAA Final Four, New Orleans, La.</i>			
Mar. 31	Virginia (OT)	70	67
■ 1992			
<i>NCAA Second Round, Knoxville, Tenn.</i>			
Mar. 21	Rutgers	97	56
<i>NCAA Midwest Regional Championships, West Lafayette, Ind.</i>			
Mar. 26	Western Kentucky	70	75
■ 1993			
<i>NCAA Second Round, Knoxville, Tenn.</i>			
Mar. 20	Northwestern	89	66
<i>NCAA Midwest Regional Championships, Iowa City, Iowa</i>			
Mar. 25	North Carolina	74	54
Mar. 27	Iowa	56	72
■ 1994			
<i>NCAA First Round, Knoxville, Tenn.</i>			
Mar. 16	North Carolina A&T	111	37
<i>NCAA Second Round, Knoxville, Tenn.</i>			
Mar. 19	Clemson	78	66
<i>NCAA Midwest Regional Championships, Fayetteville, Ark.</i>			
Mar. 24	Louisiana Tech	68	71
■ 1995 – NCAA Runner-Up			
<i>NCAA First and Second Rounds, Knoxville, Tenn.</i>			
Mar. 16	Florida A&M	96	59

Date	Opponent	UT	Opp
Mar. 18	Florida International	70	44
<i>NCAA Midwest Regional Championships, Knoxville, Tenn.</i>			
Mar. 23	Western Kentucky	87	65
Mar. 25	Texas Tech	80	59
<i>NCAA Final Four, Minneapolis, Minn.</i>			
Apr. 1	Georgia	73	51
Apr. 2	Connecticut	64	70
■ 1996 – NCAA Champion			
<i>NCAA First and Second Rounds, Knoxville, Tenn.</i>			
Mar. 16	Radford	97	56
Mar. 18	Ohio State	97	65
<i>NCAA East Regional Championships, Charlottesville, Va.</i>			
Mar. 23	Kansas	92	71
Mar. 25	Virginia	52	46
<i>NCAA Final Four, Charlotte, N.C.</i>			
Mar. 29	Connecticut (OT)	88	83
Mar. 31	Georgia	83	65
■ 1997 – NCAA Champion			
<i>NCAA First and Second Rounds, Knoxville, Tenn.</i>			
Mar. 15	Grambling State	91	54
Mar. 17	Oregon	76	59
<i>NCAA Midwest Regional Championships, Iowa City, Iowa</i>			
Mar. 22	Colorado	75	67
Mar. 24	Connecticut	91	81
<i>NCAA Final Four, Cincinnati, Ohio</i>			
Mar. 29	Notre Dame	80	66
Mar. 30	Old Dominion	68	59
■ 1998 – NCAA Champion			
<i>NCAA First and Second Rounds, Knoxville, Tenn.</i>			
Mar. 14	Liberty	102	58
Mar. 16	Western Kentucky	82	62
<i>NCAA Midwest Regional Championships, Nashville, Tenn.</i>			
Mar. 21	Rutgers	92	60
Mar. 23	North Carolina	76	70
<i>NCAA Final Four, Kansas City, Mo.</i>			
Mar. 27	Arkansas	86	58
Mar. 29	Louisiana Tech	93	75
■ 1999			
<i>NCAA First and Second Rounds, Knoxville, Tenn.</i>			
Mar. 13	Appalachian State	113	54
Mar. 15	Boston College	89	62
<i>NCAA East Regional Championships, Greensboro, N.C.</i>			
Mar. 20	Virginia Tech	68	52
Mar. 22	Duke	63	69
■ 2000 – NCAA Runner-Up			
<i>NCAA First and Second Rounds, Knoxville, Tenn.</i>			
Mar. 18	Furman	90	38
Mar. 20	Arizona	75	60
<i>NCAA Midwest Regional Championships, Memphis, Tenn.</i>			
Mar. 25	Virginia	77	56
Mar. 27	Texas Tech	57	44
<i>NCAA Final Four, Philadelphia, Pa.</i>			
Mar. 31	Rutgers	64	54
Apr. 2	Connecticut	52	71
■ 2001			
<i>NCAA First and Second Rounds, Knoxville, Tenn.</i>			
Mar. 16	Austin Peay	80	38
Mar. 18	St. Mary's (Calif.)	92	75
<i>NCAA Midwest Regional Championships, Birmingham, Ala.</i>			
Mar. 24	Xavier	65	80
■ 2002 – NCAA Third in the Nation			
<i>NCAA First and Second Rounds, Knoxville, Tenn.</i>			
Mar. 15	Georgia State	98	68
Mar. 17	Notre Dame	89	50
<i>NCAA Midwest Regional Championships, Ames, Iowa</i>			
Mar. 23	Brigham Young	68	57
Mar. 25	Vanderbilt	68	63
<i>NCAA Final Four, San Antonio, Texas</i>			
Mar. 29	Connecticut	56	79

TENNESSEE IN THE POSTSEASON

Date Opponent UT Opp

■ 2003 – NCAA Runner-Up

<i>NCAA First and Second Rounds, Knoxville, Tenn.</i>			
Mar. 22	Alabama State	95	43
Mar. 24	Virginia	81	51
<i>NCAA Midwest Regional Championships, Knoxville, Tenn.</i>			
Mar. 29	Penn State	86	58
Mar. 31	Villanova	73	49
<i>NCAA Final Four, Atlanta, Ga.</i>			
Apr. 6	Duke	66	56
Apr. 8	Connecticut	68	73

■ 2004 – NCAA Runner-Up

<i>NCAA First and Second Rounds, Tallahassee, Fla.</i>			
Mar. 20	Colgate	77	54
Mar. 22	DePaul	79	59
<i>NCAA Midwest Regional Championships, Norman, Okla.</i>			
Mar. 28	Baylor	71	69
Mar. 30	Stanford	62	60
<i>NCAA Final Four, New Orleans, La.</i>			
Apr. 4	LSU	52	50
Apr. 6	Connecticut	61	70

■ 2005 – NCAA Third in Nation

<i>NCAA First and Second Rounds, Knoxville, Tenn.</i>			
Mar. 20	Western Carolina	94	43
Mar. 22	Purdue	75	54
<i>NCAA Philadelphia East Regional Championships, Philadelphia, Pa.</i>			
Mar. 27	Texas Tech	75	59
Mar. 29	Rutgers	59	49
<i>NCAA Final Four, Indianapolis, Ind.</i>			
Apr. 3	Michigan State	64	68

■ 2006

<i>NCAA First and Second Rounds, Norfolk, Va.</i>			
Mar. 19	Army	102	54
Mar. 21	George Washington	66	53
<i>NCAA Cleveland Regional Championships, Cleveland, Ohio</i>			
Mar. 26	Rutgers	76	69
Mar. 28	North Carolina	63	75

■ 2007 – NCAA Champion

<i>NCAA First and Second Rounds, Pittsburgh, Pa.</i>			
Mar. 18	Drake	76	37
Mar. 20	Pittsburgh	68	54
<i>NCAA Dayton Regional Championships, Dayton, Ohio</i>			
Mar. 25	Marist	65	46
Mar. 27	Mississippi	98	62
<i>NCAA Final Four, Cleveland, Ohio</i>			
Apr. 1	North Carolina	56	50
Apr. 3	Rutgers	59	46

■ 2008 – NCAA Champion

<i>NCAA First and Second Rounds, West Lafayette, Ind.</i>			
Mar. 23	Oral Roberts	94	55
Mar. 25	Purdue	78	52
<i>NCAA Oklahoma City Regional Championships, Oklahoma City, Okla.</i>			
Mar. 30	Notre Dame	74	64
Apr. 1	Texas A&M	53	45
<i>NCAA Final Four, Tampa, Fla.</i>			
Apr. 6	LSU	47	46
Apr. 8	Stanford	64	48

■ 2009

<i>NCAA First Round, Bowling Green, Ky.</i>			
Mar. 22	Ball State	55	71

■ 2010

<i>NCAA First and Second Rounds, Knoxville, Tenn.</i>			
Mar. 20	Austin Peay	75	42
Mar. 22	Dayton	92	64
<i>NCAA Memphis Regional Championships, Memphis, Tenn.</i>			
Mar. 27	Baylor	62	77

■ 2011

<i>NCAA First and Second Rounds, Knoxville, Tenn.</i>			
Mar. 19	Stetson	99	34
Mar. 21	Marquette	79	70

Date Opponent UT Opp

<i>NCAA Dayton Regional Championships, Dayton, Ohio</i>			
Mar. 26	Ohio State	85	75
Mar. 28	Notre Dame	59	73

■ 2012

<i>NCAA First and Second Rounds, Chicago, Ill.</i>			
Mar. 17	UT-Martin	72	49
Mar. 20	DePaul	63	48
<i>NCAA Des Moines Regional Championships, Des Moines, Iowa</i>			
Mar. 24	Kansas	84	73
Mar. 27	Baylor	58	77

■ 2013

<i>NCAA First and Second Rounds, Knoxville, Tenn.</i>			
Mar. 23	Oral Roberts	83	62
Mar. 25	Creighton	68	52
<i>NCAA Oklahoma City Regional Championships, Oklahoma City, Okla.</i>			
Mar. 31	Oklahoma	74	59
Apr. 2	Louisville	78	86

■ 2014

<i>NCAA First and Second Rounds, Knoxville, Tenn.</i>			
Mar. 22	Northwestern State	70	46
Mar. 24	St. John's	67	51
<i>NCAA Louisville Regional Championships, Louisville, Ky.</i>			
Mar. 30	Maryland	62	73

■ 2015

<i>NCAA First and Second Rounds, Knoxville, Tenn.</i>			
Mar. 21	Boise State	72	61
Mar. 23	Pittsburgh	77	67
<i>NCAA Spokane Regional Championships, Spokane, Wash.</i>			
Mar. 28	Gonzaga (OT)	73	69
Mar. 30	Maryland	48	58

■ 2016

<i>NCAA First and Second Rounds, Tempe, Ariz.</i>			
Mar. 18	Green Bay	59	53
Mar. 20	Arizona State	75	64
<i>NCAA Sioux Falls Regional Championships, Sioux Falls, S.D.</i>			
Mar. 25	Ohio State	78	62
Mar. 27	Syracuse	67	89

■ 2017

<i>NCAA First and Second Rounds, Louisville, Ky.</i>			
Mar. 18	Dayton	66	57
Mar. 20	Louisville	64	75

UT RECORDS IN THE NCAA TOURNAMENT

All Games (152): 124-28
1st Rd. (30): 29-1 (H: 22-0, A: 0-0, N: 7-1)
2nd Rd. (29): 28-1 (H: 22-0, A: 4-1, N: 2-0)
Sweet 16 (34): 28-6 (H: 6-0, A: 0-0, N: 22-6)
Elite 8 (28): 18-10 (H: 6-0, A: 1-1, N: 11-9)
Final Four (18): 21-10
Final Four Semifinals (18): 13-5
Final Four Championship (13): 8-5

▶ UT NCAA RECORD VS. OPPONENTS

Tennessee has played 84 different opponents in 152 NCAA playoff games since 1982 and sports a 124-28 record. The Lady Vols have compiled the following records against the opposition:

Alabama (1-0), Alabama State (1-0), Appalachian St. (1-0), Arizona (1-0), Arizona State (1-0), Arkansas (1-0), Army (1-0), Auburn (3-0), Austin Peay (2-0), Ball State (0-1), Baylor (1-2), Boise State (1-0), Boston College (1-0), Brigham Young (1-0), Cheyney (1-0), Clemson (2-0), Colgate (1-0), Colorado (1-0), Connecticut (2-5), Creighton (1-0), Dayton (2-0), DePaul (2-0), Drake (1-0), Duke (1-1), Fla. A&M (1-0), Fla. Intl. (1-0), Furman (1-0), George Washington (1-0), Georgia (4-1), Georgia State (1-0), Green Bay (1-0), Gonzaga (1-0), Grambling (1-0), Iowa (1-1), Jackson State (1-0), James Madison (1-0), Kansas (2-0), LaSalle (1-0), Liberty (1-0), Long Beach (2-0), Louisiana State (3-0), Louisiana Tech (2-3), Louisville (0-2), Marist (1-0), Marquette (1-0), Maryland (1-2), Memphis (1-0), Michigan State (0-1), Middle Tennessee (1-0), Mississippi (2-1), North Carolina (3-1), North Carolina A&T (1-0), Northwestern (1-0), Northwestern State (1-0), Notre Dame (3-1), Ohio State (3-0), Oklahoma (1-0), Old Dominion (2-0), Oral Roberts (2-0), Oregon (1-0), Penn State (1-0), Pittsburgh (1-0), Purdue (2-0), Radford (1-0), Rutgers (6-0), South Carolina State (1-0), Southern California (1-2), Southwest Missouri (1-0), Stanford (3-0), Stetson (1-0), St. John's (1-0), St. Mary's (CA) (1-0), Syracuse (0-1), Tennessee-Martin (1-0), Tennessee Tech (1-0), Texas A&M (1-0), Texas Tech (3-0), Vanderbilt (1-0), Villanova (1-0), Virginia (8-1), Virginia Tech (1-0), Wake Forest (1-0), Western Carolina (1-0), Western Kentucky (3-1) and Xavier (0-1).

UT NCAA RECORD VS. CONFERENCES

Of the Lady Vols' 152 games in the NCAA Tournament since 1982, Tennessee has faced 28 different conferences. Almost half of UT's total number of games have come against teams from the Southeastern Conference (15-2), the Atlantic Coast Conference (17-6) and the Big East (16-7). The breakdown:

Atlantic Coast (17-6), Atlantic Sun (2-0), Atlantic 10 (7-1), Big Ten (8-3), Big 12 (9-2), Big East (16-7), Big South (2-0), Colonial (2-0), Conference USA (2-0), Horizon League (1-0), Metro-Atlantic (1-0), Mid-American (0-1), Mid-Eastern Athletic (3-0), Missouri Valley (3-0), Mountain West (2-0), Ohio Valley (5-0), Pac 10/12 (7-2), Patriot (2-0), Southeastern (15-2), Southern (3-0), Southland (2-0), Southwestern Athletic (3-0), Summit League (1-0), Sun Belt (5-4), Trans-American (1-0), West Coast (2-0), Western Collegiate (2-0), Independent (1-0)

GENERAL

STAFF

PLAYERS

REVIEW

HISTORY

FACILITIES

NCAA

SEC

RECORDS

MEDIA INFO



NCAA HISTORY

YEAR-BY-YEAR /// LADY VOL 41-YEAR POSTSEASON RECORD

YEAR	AP RANKING	TEAMS PLAYED IN TOURNAMENT (AP RANKING)	RECORD	FINISH
1977	5th (28-5)	#2 Immaculata, #1 Delta St., #20 Kansas State, #17 Mich. St.	3-1	3rd AIAW
1978	1st (27-4)	#8 Valdosta St., #6 Maryland	0-2	4th SER
1979	3rd (30-9)	#6 UCLA, #2 La. Tech, #19 Fordham, #7 Rutgers	3-1	3rd AIAW
1980	2nd (33-5)	#1 ODU, #4 So. Carolina, #6 Maryland, #13 Kansas State	3-1	2nd AIAW
1981	2nd (25-6)	#1 La. Tech, #3 ODU, #8 Maryland, #15 Ill. St	3-1	2nd AIAW
1982	4th (22-10)	#1 La. Tech, #6 So. Cal, #17 Memphis St., Jackson St.	3-1	3rd NCAA
1983	10th (25-8)	#8 Georgia, #13 Ole Miss, South Carolina St.	2-1	2nd MER
1984	15th (23-10)	#5 So. Cal, #9 Cheyney, #3 Georgia, #12 Ala., MTSU	4-1	2nd NCAA
1985	13th (22-10)	#6 Ole Miss, UVA	1-1	3rd MER
1986	15th (24-10)	#3 So. Cal, #9 LSU, #2 Georgia, #14 Iowa	3-1	3rd NCAA
1987	7th (28-6)	#3 La. Tech, #4 Long Beach St., #2 Auburn, #11 UVA, Tenn. Tech	5-0	NCAA Champs
1988	1st (31-3)	#5 La. Tech, #10 UVA, #14 James Madison, Wake Forest	3-1	3rd NCAA
1989	1st (35-2)	#2 Auburn, #5 Maryland, #7 Long Beach St., UVA, #18 LaSalle	5-0	NCAA Champs
1990	4th (27-6)	#12 UVA, NR Clemson, ODU	2-1	2nd ER
1991	4th (30-5)	#2 UVA, #11 Stanford, #6 Auburn, #10 W. Ky., S.W. Mo. St.	5-0	NCAA Champs
1992	2nd (28-3)	#15 Western Kentucky, Rutgers	1-1	3rd MER
1993	2nd (28-3)	#4 Iowa, #18 UNC, Northwestern	2-1	2nd MER
1994	1st (30-2)	#6 La. Tech, North Carolina A&T, Clemson	2-1	3rd MER
1995	3rd (34-3)	#1 UConn, #12 Ga., #5 Texas Tech, #8 W. Ky., Fla. Int., Fla. A&M	5-1	2nd NCAA
1996	1st (32-4)	#5 Ga., #2 UConn, #11 UVA, #20 Kansas, Ohio St, Radford	6-0	NCAA Champs
1997	10th (29-10)	#2 ODU, #15 N. Dame, #1 UConn, #18 Colo., Ore., Grambling	6-0	NCAA Champs
1998	1st (39-0)	#4 La. Tech, Ark., #7 UNC, Rutgers, #15 W. Ky., Liberty	6-0	NCAA Champs
1999	2nd (31-3)	#10 Duke, #13 Virginia Tech, Boston College, Appalachian St.	3-1	2nd ER
2000	2nd (33-4)	#1 UConn, #8 Rutgers, #11 Texas Tech, #19 UVA, #21 Ariz., Furman	5-1	2nd NCAA
2001	3rd (31-3)	#12 Xavier, St. Mary's College, Austin Peay	2-1	3rd MER
2002	6th (29-5)	#1 UConn, #4 Vandy, Brigham Young, Notre Dame, Georgia State	4-1	3rd NCAA
2003	4th (33-5)	#1 UConn, #2 Duke, #11 Villanova, #15 Penn State, UVA, Alabama St.	5-1	2nd NCAA
2004	2nd (31-4)	#6 UConn, #19 LSU, #10 Stanford, #15 Baylor, #25 DePaul, Colgate	5-1	2nd NCAA
2005	3rd (30-5)	#7 Michigan State, #9 Rutgers, #14 Texas Tech, Purdue, W. Carolina	4-1	3rd NCAA
2006	6th (31-5)	#1 North Carolina, #9 Rutgers, George Washington, Army	3-1	2nd CR
2007	3rd (34-3)	#15 Rutgers, #2 North Carolina, Mississippi, Marist, Pittsburgh, Drake	6-0	NCAA Champs
2008	3rd (36-2)	#4 Stanford, #6 LSU, #8 Texas A&M, #15 Notre Dame, Purdue, Oral Roberts	6-0	NCAA Champs
2009	18th (22-11)	Ball State	0-1	First Round
2010	3rd (32-3)	#14 Baylor, Dayton, Austin Peay	2-1	3rd MR
2011	4th (34-3)	#10 Notre Dame, #18 Ohio State, #25 Marquette, Stetson	3-1	2nd DR
2012	9th (27-9)	#1 Baylor, Kansas, DePaul, UT-Martin	3-1	2nd DMR
2013	10th (27-8)	#16/17 Louisville, Oklahoma, Creighton, Oral Roberts	3-1	2nd OKCR
2014	3rd (29-6)	#11/9 Maryland, St. John's, Northwestern (La.) State	2-1	3rd LR
2015	6th (30-6)	#4/3 Maryland, Gonzaga, Pittsburgh, Boise State	3-1	2nd SR
2016	NR (22-14)	#14/15 Syracuse, #9/9 Ohio State, #11/11 Arizona State, NR/RV Green Bay	3-1	2nd SFR
2017	NR (20-12)	#13/12 Louisville, Dayton	1-1	Second Round



NCAA TOURNAMENT HONORS

FINAL FOUR MVP

- 2008 - Candace Parker
- 2007 - Candace Parker
- 1998 - Chamique Holdsclaw
- 1997 - Chamique Holdsclaw
- 1996 - Michelle Marciniak
- 1989 - Bridgette Gordon
- 1987 - Tonya Edwards

FINAL FOUR ALL-TOURNAMENT

- 2008 - Candace Parker, Nicky Anosike, Shannon Bobbitt
- 2007 - Candace Parker, Nicky Anosike, Shannon Bobbitt
- 2004 - Shanna Zolman
- 2003 - Gwen Jackson, Kara Lawson
- 2000 - Tamika Catchings
- 1998 - Chamique Holdsclaw, Tamika Catchings, Kellie Jolly
- 1997 - Chamique Holdsclaw, Kellie Jolly
- 1996 - Michelle Marciniak, Chamique Holdsclaw, Tiffany Johnson
- 1995 - Nikki McCray
- 1991 - Dena Head, Daedra Charles
- 1989 - Bridgette Gordon, Sheila Frost
- 1987 - Tonya Edwards, Bridgette Gordon
- 1984 - Mary Ostrowski

EAST REGIONAL MVP

- 1996 - Latina Davis
- 1989 - Bridgette Gordon
- 1988 - Dawn Marsh

EAST REGIONAL ALL-TOURNAMENT

- 1999 - Chamique Holdsclaw, Tamika Catchings
- 1996 - Latina Davis, Michelle Marciniak, Chamique Holdsclaw
- 1990 - Daedra Charles, Dena Head
- 1989 - Bridgette Gordon, Sheila Frost
- 1988 - Dawn Marsh, Bridgette Gordon

MIDEAST REGIONAL MVP

- 2003 - Gwen Jackson
- 2000 - Tamika Catchings
- 1998 - Chamique Holdsclaw
- 1995 - Nikki McCray
- 1991 - Kelli Casteel
- 1987 - Bridgette Gordon
- 1986 - Shelley Sexton
- 1984 - Mary Ostrowski
- 1982 - Shelia Collins

MIDEAST REGIONAL ALL-TOURNAMENT

- 2003 - Shyra Ely, Gwen Jackson, Kara Lawson
- 2000 - Tamika Catchings, Semeka Randall
- 1998 - Chamique Holdsclaw, Semeka Randall
- 1995 - Nikki McCray, Dana Johnson, Michelle Marciniak

- 1994 - Nikki McCray
- 1993 - Tiffany Woosley, Lisa Harrison
- 1991 - Kelli Casteel, Daedra Charles, Jody Adams
- 1987 - Bridgette Gordon, Sheila Frost
- 1986 - Shelley Sexton, Sheila Frost
- 1985 - Shelia Collins
- 1984 - Mary Ostrowski, Tanya Haave
- 1983 - Tanya Haave
- 1982 - Shelia Collins

MIDWEST REGIONAL MVP

- 1997 - Chamique Holdsclaw

MIDWEST REGIONAL ALL-TOURNAMENT

- 2004 - Tasha Butts, Shyra Ely, LaToya Davis
- 2002 - Shyra Ely, Gwen Jackson
- 1997 - Chamique Holdsclaw, Kellie Jolly, Pashen Thompson

PHILADELPHIA REGIONAL ALL-TOURNAMENT

- 2005 - Shyra Ely, Shanna Zolman

CLEVELAND REGIONAL ALL-TOURNAMENT

- 2006 - Candace Parker, Shanna Zolman

DAYTON REGIONAL MVP

- 2007 - Candace Parker

DAYTON REGIONAL ALL-TOURNAMENT

- 2007 - Candace Parker, Shannon Bobbitt
- 2011 - Shekinna Stricklen

OKLAHOMA CITY REGIONAL MVP

- 2008 - Candace Parker

OKLAHOMA CITY REGIONAL ALL-TOURNAMENT

- 2008 - Candace Parker, Alexis Hornbuckle
- 2013 - Taber Spani, Kamiko Williams

DES MOINES REGIONAL ALL-TOURNAMENT

- 2012 - Glory Johnson, Shekinna Stricklen

LOUISVILLE REGIONAL ALL-TOURNAMENT

- 2014 - Meighan Simmons

SPOKANE REGIONAL ALL-TOURNAMENT

- 2015 - Cierra Burdick, Ariel Massengale

SIOUX FALLS REGIONAL ALL-TOURNAMENT

- 2016 - Diamond DeShields, Mercedes Russell

THE FEW. THE PROUD. THE NCAA CHAMPIONS.

The few. The proud. The NCAA Champions. During Pat Head Summitt's tenure as head coach (1974-2012), only 161 women were selected to wear the Orange and White of the University of Tennessee Lady Volunteers.

Fifty-eight players of 161 (through the 2011-12 season) earned the distinction of being an "NCAA Champion" during their playing days at the University of Tennessee. That's practically 40 percent! And that is truly remarkable. Additionally, forty percent of the 58 players have brought home two or more titles.

A total of 12 coaches helped to bring the eight titles to the Knoxville campus. The common denominator of the eight championships with coach Summitt was (then) associate head coach Holly Warlick. In her first tenure with the Lady Vols, Mickie DeMoss claimed six rings (1987, 1989, 1991, 1996, 1997 and 1998). Former assistants Al Brown (1996, 1997 and 1998) and Nikki Caldwell (2007, 2008) are the only former aides with numerous titles. Current assistant Dean Lockwood picked up his first national titles as a Lady Vol coach in 2007 and 2008. Seven graduate assistant coaches had the opportunity to experience one title each.

Player	Year(s)	Player	Year(s)
Jody Adams	1991	Chamique Holdsclaw	1996, 97, 98
Nicky Anosike	2007, 08	Alexis Hornbuckle	2007, 08
Alberta Augustine	2007, 08	Karla Horton	1987
Vicki Baugh	2008	Marlene Jeter	1991
Angie Bjorklund	2008	Tiffany Johnson	1996, 97
Shannon Bobbitt	2007, 08	Kellie Jolly	1996, 97, 98
Niya Butts	1997, 98	Brynae Laxton	1996, 97, 98
Kelley Cain	2008	Cheryl Littlejohn	1987
Nikki Caldwell	1991	Michelle Marciniak	1996
Tamara Carver	1991	Dawn Marsh	1987
Kelli Casteel	1989, 91	Melissa McCray	1987, 89
Tamika Catchings	1998	Carla McGhee	1987, 89
Daedra Charles	1989, 91	Cait McMahan	2007, 08
Regina Clark	1989, 91	Laurie Milligan	1996, 97, 98
Kristen "Ace" Clement	1998	Sabrina Mott	1987
Abby Conklin	1996, 97	Candace Parker	2007, 08
Elizabeth Curry	2007	Semeka Randall	1998
Latina Davis	1996	Dominique Redding	2007
Tonya Edwards	1987, 89	Debbie Scott	1989
Kyra Elzy	1997, 98	Shelley Sexton	1987
Peggy Evans	1991	Sydney Smallbone	2008
Sheila Frost	1987, 89	Kim Smallwood	1996
Alex Fuller	2007, 08	Sidney Spencer	2007
Teresa Geter	1998	Kathy Spinks	1987
Bridgette Gordon	1987, 89	LaShonda Stephens	1997, 98
Misty Greene	1996, 97, 98	Pashen Thompson	1996, 97
Lisa Harrison	1991	Gay Townson	1987
Debbie Hawhee	1989, 91	Jennifer Tuggle	1987
Dena Head	1989, 91	Lisa Webb	1987

Staff	Position	Year(s)
Al Brown	Asst. Coach	1996, 97, 98
Nikki Caldwell	Asst. Coach	2007, 08
Elizabeth Curry	Grad Asst. Coach	2008
Mickie DeMoss	Assoc. Head Coach	1987, 89, 91, 96, 97, 98
Angela Lawson	Grad Asst. Coach	1991
Dean Lockwood	Asst. Coach	2007, 08
Dawn Marsh	Grad Asst. Coach	1989
Shelley Sexton	Grad Asst. Coach	1989
Pat Summitt	Head Coach	1987, 89, 91, 96, 97, 98, 07, 08
Pam Tanner	Grad Asst. Coach	1991
Heidi VanDerveer	Grad Asst. Coach	1987
Holly Warlick	Asst. Coach	1987, 89, 91, 96, 97, 98
Lisa Webb	Assoc. Head Coach Grad Asst. Coach	2007, 08 1989

TOP FIVE TEAMS IN THE NCAA TOURNAMENT BY TOTAL GAMES PLAYED

RK.	SCHOOL	GAMES	W-L	YEARS	1st	2nd	3rd
1.	TENNESSEE	152	124-28	36	8	5	5
2.	Connecticut	131	113-18	29	11	0	7
3.	Stanford	113	84-29	31	2	2	9
4.	Louisiana Tech	90	65-25	27	2	4	4
5.	Georgia	86	55-32	32	0	2	3

GENERAL

STAFF

PLAYERS

REVIEW

HISTORY

FACILITIES

NCAA

SEC

RECORDS

MEDIA INFO



LADY VOLS IN THE NCAA TOURNAMENT

TOP FIVE COACHES BY NCAA FINAL FOUR APPEARANCES

RK. COACH	SCHOOL	APP	W-L	AT FINAL FOUR
1. Geno Auriemma	Connecticut	19	26-7	11 titles (1995, '00, '02, '03, '04, '09, '10, '13, '14, '15, '16)
2. Pat Summitt	Tennessee	18	21-10	Eight titles (1987, '89, '91, '96, '97, '98, '07, '08)
3. Tara VanDerveer	Stanford	13	10-10	Two titles (1990, '92)
4. Leon Barmore	Louisiana Tech	9	6-8	One title (1988)
5. Muffet McGraw	Notre Dame	7	6-6	One title (2005)

NCAA STATS /// MISCELLANEOUS NCAA ACCOMPLISHMENTS

- Tennessee has played in the most NCAA tourney games (152).
- UT has the most NCAA Tournament wins (124) and is second in tourney winning percentage (.816).
- The Lady Vols are the only team to appear in all 36 NCAA Tournaments.
- Tennessee's 18 Final Four appearances are second to only Connecticut.
- A total of 95 Lady Vol team members have participated/played in the Final Four.
- Six Lady Vols have been the tournament's leading scorer on eight occasions -- Mary Ostrowski (1984), Bridgette Gordon (1987, 1989), Dana Johnson (1995), Chamique Holdsclaw (1997, 1998), Tamika Catchings (2000) and Candace Parker (2007).
- UT's Chamique Holdsclaw is the NCAA's all-time leading tournament scorer (1996-99) with 479 points. She played in 22 tournament games and averaged 21.8 ppg.
- Seven Lady Vols have been the tournament's leading rebounder -- Mary Ostrowski (1984), Sheila Frost (1987), Daedra Charles (1991), Chamique Holdsclaw (1998), Tamika Catchings (2000), Gwen Jackson (2003) and Candace Parker (2007).
- Tennessee has twice come from 17 points down to win NCAA Tournament games, doing so most recently on March 28, 2015, vs. Gonzaga in Spokane, Wash. The Lady Vols trailed the Bulldogs, 57-40, with 6:34 to play before rallying to force overtime and prevail, 73-69, after an extra five minutes of play.
- Prior to that epic comeback vs. Gonzaga, Tennessee trailed Virginia by 17 in Charlottesville, 31-14, with 17:06 remaining before rallying to take a 52-46 victory over the Cavaliers in the Elite Eight on March 25, 1996.



Tennessee returns just four players who participated in the Lady Vols' NCAA Tournament trip a year ago, all of whom also were on UT's Elite Eight run in 2016.

GENERAL

STAFF

PLAYERS

REVIEW

HISTORY

FACILITIES

NCAA

SEC

RECORDS

MEDIA INFO



LADY VOL NCAA TOURNAMENT RECORDS

INDIVIDUAL RECORDS

MOST FG: 15, Chamique Holdsclaw, Boston College, 3-15-99, Second Round, UT 89-62
MOST FGA: 27, Candace Parker, LSU, 4-6-08, Semifinal, UT 47-46; Chamique Holdsclaw, W.Kentucky, 3-16-98, Second Round, UT 82-62
FG% (min. 10 att): .827 (14-17), Dana Johnson, Fla. A&M, 3-16-95, First Round, UT 96-59
MOST 3pt FG: 5, Shanna Zolman, Rutgers, 3-26-06, CRS, UT 76-69 and Army, 3-19-06, First Round, UT 102-54 and Western Carolina, 3-20-05, First Round, UT 94-43
MOST 3pt FGA: 13, Shanna Zolman, George Washington, 3-21-06, Second Round, UT 66-53
3pt FG%: .800 (4-5), Kellie Jolly, La. Tech, 3-29-98, Championship, UT 93-75; Shanna Zolman, DePaul, 3-22-04, Second Round, UT 79-59; Angie Bjorklund, Stetson, 3-19-11, UT 99-34
MOST FT: 17, Bridgette Gordon, Long Beach St., 3-25-89, ERC, UT 94-80
MOST FTA: 20, Bridgette Gordon, Long Beach St., 3-25-89, ERC, UT 94-80
FT%: 1.000 (8-8), Cierra Burdick, Gonzaga, 3-28-15, SRS, UT 79-69 OT; Kristen "Ace" Clement, St. Mary's, 3-18-01, Second Round, UT 92-75
MOST REBOUNDS: 22, Daedra Charles, SW Missouri, 3-16-91, Second Round, UT 55-47
MOST POINTS: 39, Chamique Holdsclaw, Boston College, 3-15-99, Second Round, UT 89-62
MOST ASSISTS: 12, Dawn Marsh, Georgia, 3-20-86, MERC, UT 85-82
MOST BLOCKS: 7, Michelle Snow, Rutgers, 3-31-00, Semifinal, UT 64-54
MOST STEALS: 8, Alexis Hornbuckle, Purdue 3-25-08, Second Round, UT 78-52

TEAM RECORDS

MOST FG: 44, Appalachian St., 3-13-99, First Round, UT 113-54
MOST FGA: 84, Radford, 3-16-96, First Round, UT 97-56
BEST FG%: .609 (39-64), Tennessee Tech, 3-15-87, Second Round, UT 95-59

MOST 3pt FG: 12, Oral Roberts, 3-23-08, First Round, UT 94-55
MOST 3pt FGA: 29, Oral Roberts, 3-23-08, First Round, UT 94-55
BEST 3pt FG%: .800 (4-5), Florida A&M, 3-16-95, First Round, UT 95-69
MOST FT: 38, Long Beach St., 3-25-89, ERC, UT 94-80
MOST FTA: 48, Long Beach St., 3-25-89, ERC, UT 94-80
BEST FT%: 1.000 (9-9), USC, 4-1-84, Championship, USC 72-61
MOST REBOUNDS: 64, South Carolina St., 3-19-83, First Round, UT 86-51
MOST FOULS: 30, Mississippi, 3-22-85, MERS, Mississippi, 63-60
MOST POINTS: 113, Appalachian St., 3-13-99, First Round, UT 113-54
MOST ASSISTS: 31, Florida A&M, 3-16-95, First Round, UT 96-59
MOST TURNOVERS: 29, Grambling St., 3-17-97, First Round, UT 91-54
MOST BLOCKS: 12, Colgate, 3-20-04, First Round, UT 77-54
MOST STEALS: 23, Radford, 3-16-96, First Round, UT 97-56
FEWEST FG: 13, Rutgers, 3-29-05, PRC, UT 59-49
FEWEST FGA: 41, Texas A&M, 4-1-08, OKCC, UT 53-45
LOWEST FG%: .270 (17-63), North Carolina, Semifinal, 4-1-07 UT 56-50
FEWEST 3pt FG: 0, against 14 opponents
FEWEST 3pt FGA: 0, against four opponents
LOWEST 3pt FG%: .000, against 14 opponents
FEWEST FT: 0, Maryland, 3-30-15, SRC, UM 58-48
FEWEST FTA: 1, Maryland, 3-30-15, SRC, UM 58-48
LOWEST FT%: 0-0 (0-1), Maryland, 3-30-15, SRC, UM 58-48
FEWEST REBOUNDS: 29, Rutgers, 3-26-06, CRS, UT 76-69; Old Dominion, 3-30-97, Championship, UT 68-59; Creighton, 3-25-13, Second Round, UT 68-52
FEWEST FOULS: 5, Villanova, 3-31-03, MERC, UT 73-49
FEWEST POINTS: 46, La. Tech, 3-26-82, Semifinal, La. Tech 69-46
FEWEST ASSISTS: 4, LSU, 4-4-04, Semifinals, UT 52-50
FEWEST TURNOVERS: 5, Villanova, 3-31-03, MERC, UT 73-49
FEWEST BLOCKS: 0, against 17 opponents
FEWEST STEALS: 2, Stanford, 3-30-91, Semifinal, UT 68-60

LADY VOL OPPONENT NCAA TOURNAMENT RECORDS

INDIVIDUAL RECORDS

MOST FG: 14, Alyssa Thomas, Maryland, 3-30-14, LR, UM 73-62; Nicole Powell, Stanford, 3-30-04, MWRC, UT 62-60; Tanya Hansen, Rutgers, 3-21-92, Second Round, UT 97-56
MOST FGA: 30, Cheryl Taylor, Tennessee Tech, 3-15-87, Second Round, UT 95-59
FG% (min. 10 att): .750 (9-12), Brooke Pahukoa, Boise State, 3-21-15, First Round, UT 72-61
MOST 3pt FG: 6, Brianna Butler, Syracuse, 3-27-16, SFRF, SYR 89-67; Sharon Wilkerson, Liberty, 3-14-98, Second Round, UT 102-58
MOST 3pt FGA: 18, Erin Thorn, Brigham Young, 3-23-02, MWRS, UT 68-57
3pt FG%: 1.000 (5-5), Mariya Moore, Louisville, 3-20-17, Second Round, Louisville 75-64
MOST FT: 12, Pam Kelly, Louisiana Tech, 3-26-82, Semifinal, La. Tech 69-46
MOST FTA: 14, Pam Kelly, Louisiana Tech, 3-26-82, Semifinal, La. Tech 69-46
FT%: 1.000 (9-9), Carolyn Jones, Auburn, 3-23-91, MWRC, UT 69-65
MOST REBOUNDS: 20, Sylvia Fowles, LSU, 4-6-08, Semifinal, UT 47-46
MOST POINTS: 37, Teresa Edwards, Georgia, 3-20-86, MERS, UT 85-82
MOST ASSISTS: 11, Corrie Mizusawa, St. Mary's, 3-18-01, Second Round, UT 92-75
MOST BLOCKS: 10, Brittney Griner, Baylor, 3-27-10, MRS, BU 77-62
MOST STEALS: 8, Tisha Penicheiro, Old Dominion, 3-30-97, Championship, UT 68-59

TEAM RECORDS

MOST FG: 35, Long Beach State, 3-25-89, ERC, UT 94-80
MOST FGA: 82, Cheyney State, 3-30-84, Semifinal, UT 82-73
BEST FG%: .536, Louisiana Tech, 3-24-94, MERS, Louisiana Tech 71-68
MOST 3pt FG: 14, Syracuse, 3-27-16, SFRF, Syracuse 89-67

MOST 3pt FGA: 30, Syracuse, 3-27-16, SFRF, Syracuse 89-67
BEST 3pt FG%: .533 (8-15), Baylor, 3-26-12, DMRC, Baylor 77-58
MOST FT: 28, Iowa, 3-27-93, MERC, Iowa 72-56
MOST FTA: 34, Iowa, 3-27-93, MERC, Iowa 72-56
BEST FT%: 1.000 (7-7), Penn State, 3-29-03, MWRS, UT 86-58
MOST REBOUNDS: 50, Oklahoma, 3-31-13, OKCRS, UT 74-59
MOST FOULS: 33, Long Beach State, 3-25-89, ERC, UT 94-80
MOST POINTS: 90, Southern California, 3-21-82, MERC, UT 91-90
MOST ASSISTS: 22, North Carolina, 3-28-06, CRC, North Carolina 75-63
MOST TURNOVERS: 33, Appalachian State, 3-13-99, First Round, UT 113-54
MOST BLOCKS: 13, Baylor, 3-27-10, MRS, BU 77-62
MOST STEALS: 19, Virginia, 3-16-85, First Round, UT 65-55
FEWEST FG: 12, Drake, 3-18-07, First Round, UT 76-37; Stetson, 3-19-11, First Round, UT 99-34
FEWEST FGA: 45, Vanderbilt, 3-25-02, MWRC, UT 68-63
LOWEST FG%: .182 (12-66), Stetson, 3-19-11, First Round, UT 99-34
FEWEST 3pt FG: 0, (6 times)
FEWEST 3pt FGA: 0, Wake Forest, 3-19-88, Second Round, UT 94-66
LOWEST 3pt FG%: .000 (6 times)
FEWEST FT: 0, Villanova, 3-31-03, MERC, UT 73-49
FEWEST FTA: 1, Villanova, 3-31-03, MERC, UT 73-49
LOWEST FT%: .000 (0-1), Villanova, 3-31-03, MERC, UT 73-49
FEWEST REBOUNDS: 17, Villanova, 3-31-03, MERC, UT 73-49
FEWEST FOULS: 10, Maryland, 3-30-15, SRC, UM 58-48; Connecticut, 4-6-04, Championship, UConn 70-61
FEWEST POINTS: 34, Stetson, 3-19-11, First Round, UT 99-34
FEWEST ASSISTS: 2, Middle Tennessee State, 3-17-84, First Round, UT 70-52
FEWEST TURNOVERS: 7, Villanova, 3-31-03, MERC, UT 73-49
FEWEST BLOCKS: 0, (11 opponents)
FEWEST STEALS: 2, Baylor, 3-27-10, MRS, BU 77-62 ; 2, Drake, 3-18-07, First Round, UT 76-37; Boston College, 3-15-99, Second Round, UT 89-62

1987 National Champions



Tennessee may have failed in its first bid at the NCAA national championship in 1984, but the second time was the charm for the Lady Vols. Tennessee thumped Louisiana Tech, which was vying for its second title, 67-44.

"Well, the monkey's off my back," head coach Pat Summitt said. "I do not think I could go without recognizing that this is a tremendous team effort...has been for the last three weeks. This team has played as hard and as smart as I could ask any team to play."

The Lady Vols built a 33-24 halftime edge and never looked back. Seven minutes into the second half, Tennessee had increased its lead to 14, 47-33, and the rest was history as Tennessee took its first NCAA title.

Tennessee attempted 19 more field goals and grabbed 11 more rebounds than the Lady Techsters. A championship-game record crowd of 9,823 watched Tonya Edwards net 13 points and grab seven rebounds en route to most outstanding player honors. Two additional Lady Vols contributed 13 points - Bridgette Gordon and Sheila Frost. Gordon joined Edwards on the All-Championship team, as she also led the Tennessee carom parade, pulling down a game-high 12 rebounds.

1989 National Champions



It was a battle of Southeastern Conference powerhouses - Tennessee versus Auburn for all the marbles.

The Lady Vols looked to regain the national title they earned in 1987. Although they were up against a Lady Tiger team that had made its second straight national championship final, Tennessee took home its second NCAA championship in three years with a 76-60 win.

Playing in her triumphant final game, All-America forward Bridgette Gordon treated the 9,758 spectators to a spectacular 27-point performance, tying a championship-game record. She also collected 11 boards on the way to most outstanding player honors.

Gordon's seven first-half baskets helped the Lady Vols to a 35-27 halftime lead. Auburn was able to stay close, cutting the score to 50-47. But after a timeout, the Lady Vols went on a 13-4 run to put the game out of reach. The keys to the victory were the battle of the boards, where Tennessee outbounded Auburn 45-30, and the free throw line, where Tennessee shot 20-26, while Auburn was 8-12.

Sheila Frost joined Gordon on the All-Championship team. Playing in her final game at Tennessee, Frost had six points and 12 boards. Also coming up big for the Lady Vols in the final was Dena Head, with 19 points.

1987 TITLE GAME STATISTICS												
March 29, 1987 • Austin, Texas • Frank Erwin Center												
Tennessee	FG-FGA	FT-FTA	REB	PF	TP	A	TO	BLK	S	MIN		
SPINKS*	1-3	0-0	1	2	2	0	0	0	0	10		
SEXTON*	4-8	0-0	2	3	8	4	3	0	1	24		
GORDON*	5-19	3-4	12	3	13	2	1	0	3	34		
EDWARDS*	4-13	5-8	7	4	13	4	3	0	1	32		
HORTON*	4-8	1-2	5	3	9	0	1	0	1	38		
MARSH	1-2	4-4	3	1	6	1	2	0	2	19		
FROST	6-10	1-5	8	2	13	1	0	0	0	29		
McGHEE	0-0	0-0	0	0	0	0	0	0	0	1		
TUGGLE	0-0	0-0	0	0	0	0	0	0	0	1		
WEBB	1-3	1-1	2	1	3	0	0	0	0	3		
McCRAVY	0-0	0-0	0	2	0	0	2	0	0	7		
LITTLEJOHN	0-1	0-0	1	0	0	0	0	0	1	2		
TEAM			6									
Totals	26-67	15-24	47	21	67	12	12	0	9	200		
TOTAL FG%	1st Half: 0-0 0.0%		2nd Half: 26-67 38.8%		Game: 38.8%		DEADBALL					
3-Pt. FG%	1st Half: 0-0 0.0%		2nd Half: 0-0 0.0%		Game: 0.0%		REB					
F Throw %	1st Half: 0-0 0.0%		2nd Half: 15-24 62.5%		Game: 62.5%		4					
Louisiana Tech	FG-FGA	FT-FTA	REB	PF	TP	A	TO	BLK	S	MIN		
WEATHERSPOON*	4-11	3-3	3	5	11	3	6	0	2	39		
HARRISON*	3-11	2-5	8	5	8	1	4	0	5	33		
LAWSON*	1-4	0-0	1	2	2	0	1	0	0	17		
DAVIS*	0-0	1-3	6	1	1	0	1	0	1	39		
LEWIS*	4-11	4-6	7	3	12	1	3	0	2	40		
CHAMBLESS	0-0	0-0	0	0	0	0	0	0	0	1		
McDONALD	1-1	0-0	0	0	2	0	0	0	0	1		
STALL	3-7	2-3	7	4	8	1	3	0	1	23		
WESTBROOKS	0-3	0-2	3	0	0	0	1	0	0	7		
TEAM			1									
Totals	16-48	12-22	36	20	44	6	20	5	5	200		
TOTAL FG%	1st Half: 0-0 0.0%		2nd Half: 16-48 33.3%		Game: 33.3%		DEADBALL					
3-Pt. FG%	1st Half: 0-0 0.0%		2nd Half: 0-0 0.0%		Game: 0.0%		REB					
F Throw %	1st Half: 0-0 0.0%		2nd Half: 12-22 54.5%		Game: 54.5%		5					
Attendance: 15,615; Halftime: Tennessee 33, Louisiana Tech 24; Officials: June Courteau, Patty Broderick; Semifinals: Tennessee 74, Long Beach State 64; Louisiana Tech 79, Texas 75.												

1989 TITLE GAME STATISTICS													
April 2, 1989 • Tacoma, Wash. • Tacoma Dome													
Auburn	FG-FGA	3FG-FGA	FT-FTA	REB	PF	TP	A	TO	BLK	S	MIN		
THOMPSON*	0-0	0-0	0-0	2	2	0	1	0	0	0	6		
TREMITIERE*	1-1	0-0	0-0	1	2	2	0	1	0	0	4		
CIAMPI*	0-0	0-0	0-0	0	0	0	0	0	0	0	1		
JONES*	5-10	0-1	2-2	4	3	12	2	2	0	2	39		
STEVENSON*	0-1	0-1	1-2	0	2	1	0	1	0	0	6		
SCRUGGS	2-9	0-1	2-3	0	4	6	0	1	0	0	30		
BOLTON	5-11	0-1	0-0	6	4	10	9	7	0	2	36		
McGILBERRY	0-2	0-0	0-1	4	2	0	0	3	0	1	18		
MAGO	0-0	0-0	0-0	0	0	0	0	0	0	0	6		
GODBY	5-11	0-0	3-4	3	4	13	0	1	0	0	20		
ORR	8-15	0-0	0-0	11	1	16	0	2	4	1	34		
TEAM			6										
Totals	26-60	0-4	8-12	30	24	60	12	18	4	6	200		
TOTAL FG%	1st Half: 0-0 0.0%		2nd Half: 26-60 43.3%		Game: 43.3%		DEADBALL						
3-Pt. FG%	1st Half: 0-0 0.0%		2nd Half: 0-4 0.0%		Game: 0.0%		REB						
F Throw %	1st Half: 0-0 0.0%		2nd Half: 8-12 66.7%		Game: 66.7%		1.2						
Tennessee	FG-FGA	3FG-FGA	FT-FTA	REB	PF	TP	A	TO	BLK	S	MIN		
HEAD*	6-12	0-0	7-9	3	4	19	2	3	0	0	37		
FROST*	2-8	0-0	2-3	12	4	6	1	0	5	3	36		
McGHEE*	1-3	0-0	1-2	4	0	3	1	2	0	2	22		
GORDON*	11-21	0-0	5-6	11	3	27	1	1	0	1	36		
McCRAVY*	2-10	0-0	2-2	6	1	6	10	3	0	0	35		
CLARK	0-1	0-0	0-0	0	0	0	0	1	2	0	4		
CHARLES	5-7	0-0	3-4	7	2	13	0	3	2	2	21		
CASTEEL	0-0	0-0	0-0	0	0	0	0	0	0	0	1		
SCOTT	1-4	0-0	0-0	1	0	2	0	1	0	0	7		
HAWHEE	0-0	0-0	0-0	0	0	0	0	0	0	0	1		
TEAM			1										
Totals	28-66	0-0	20-26	45	14	76	16	15	7	8	200		
TOTAL FG%	1st Half: 0-0 0.0%		2nd Half: 28-66 42.4%		Game: 42.4%		DEADBALL						
3-Pt. FG%	1st Half: 0-0 0.0%		2nd Half: 0-0 0.0%		Game: 0.0%		REB						
F Throw %	1st Half: 0-0 0.0%		2nd Half: 20-26 76.9%		Game: 76.9%		2.2						
Attendance: 9,758; Halftime: Tennessee 35, Auburn 27; Officials: June Courteau, Patty Broderick; Semifinals: Auburn 76, Louisiana Tech 71; Tennessee 77, Maryland 65.													

GENERAL
STAFF
PLAYERS
REVIEW
HISTORY
FACILITIES
NCAA
SEC
RECORDS
MEDIA INFO



1991 National Champions



Vindication was finally Tennessee's in the 1991 NCAA women's final, as the Lady Vols downed a talented Virginia Cavalier club, 70-67, in the first NCAA Final Four overtime title game. Virginia had eliminated Tennessee before it could reach the 1990 Women's Final Four - which just happened to be held in Knoxville. But the Lady Vols took New Orleans and their third NCAA title in five years.

The first half was tight, with Tennessee holding a paper-thin 27-26 advantage at the intermission. But the Lady Vols opened up a small lead in the second half. Small lead; small comfort.

Virginia's Dawn Staley, who was named the most outstanding player, led the Virginia comeback to tie the game at 60 at the end of regulation. But the overtime belonged to Tennessee and Dena Head, who scored a championship record 28 points in the final.

Wade Trophy winner Daedra Charles added 19 points and 12 boards for Tennessee and joined Head on the All-Championship Team. Tennessee's effort was also aided by the play of Lisa Harrison, who poured in eight points and 13 boards.

With the victory, the Lady Volunteers kept their streak of odd-year championships going. Tennessee also won national titles in 1987 and 1989.

1996 National Champions



It seemed only fitting that the Lady Vols would win another NCAA crown in the "Queen City" of Charlotte, N.C. And it was equally fitting that the Lady Vols' fourth NCAA title would come over a fierce SEC rival in the Georgia Lady Bulldogs, 83-65.

After the emotionally draining overtime win versus Connecticut, the skeptics wondered if UT would have enough emotional energy left for the title game. They did...and then some. Although Georgia held a modest three point lead early in the game and led by two with 14:11 to go in the first half, it would be their only lead in the title contest. UT senior Latina Davis put the handcuffs on Player of the Year Saudia Roundtree in the first half as the Lady Vols grabbed an early nine point lead, 28-19 with 7:36 to go in the first half. Georgia recovered to trail by just five at the half, 42-37.

In the first three minutes of the second half, UT took off and never looked back. Abby Conklin's trey (her first of four) with 14:55 left gave UT a 16-point lead, 57-41. Davis upped the ante to a 21 point lead with 2:25 showing, 81-60. The celebrating started early as the Final Four MVP, Michelle Marciniak, and All-Tournament Team members Chamique Holdsclaw and Tiffany Johnson left the game to wildly cheering fans. Davis, who held Roundtree to 17 points below her average, was UT's quiet heroine.

On the night, Holdsclaw and Johnson tallied 16 points to lead UT, while Conklin added 14 points, Pashen Thompson a dozen, and Marciniak 10 in the final game of her career.

1991 TITLE GAME STATISTICS												
March 31, 1991 • New Orleans, La. • Lakefront Arena												
Virginia	FG-FGA	3FG-FGA	FT-FTR	REB	PF	TP	A	TO	BLK	S	MIN	
WAGENER*	1-1	0-0	0-1	6	3	2	0	0	1	0	27	
CARDOZA*	4-11	1-2	2-2	1	5	11	1	1	0	2	43	
STALEY*	11-26	3-5	3-4	11	5	28	6	8	0	3	41	
BURGE*	5-11	0-0	0-3	11	4	10	6	8	0	3	31	
REISS*	3-12	0-1	1-4	1	2	7	4	3	0	0	40	
EVANS	0-0	0-0	0-0	0	1	0	0	0	0	0	10	
WARD	0-0	0-0	1-2	1	0	1	0	0	0	0	7	
BURGE	4-5	0-0	1-1	6	5	8	0	3	1	2	15	
SMITH	0-0	0-0	0-2	5	2	0	0	1	0	1	11	
TEAM				3								
Totals	28-66	4-8	7-19	45	27	67	11	20	3	9	225	
TOTAL FG%	1st Half: 0-0 0.0%		2nd Half: 0-0 0.0%		Game: 42.4%		D-BALL					
3-Pt. FG%	1st Half: 0-0 0.0%		2nd Half: 0-0 0.0%		Game: 50.0%		REB					
F Throw %	1st Half: 0-0 0.0%		2nd Half: 0-0 0.0%		Game: 36.8%		4					
Tennessee	FG-FGA	3FG-FGA	FT-FTR	REB	PF	TP	A	TO	BLK	S	MIN	
ADAMS*	0-7	0-3	2-4	2	3	2	1	2	0	0	37	
HEAD*	9-17	0-0	10-14	9	3	28	5	8	0	3	41	
HARRISON*	3-10	0-0	2-3	13	3	8	0	2	1	1	36	
CHARLES*	7-13	0-0	5-7	12	5	19	0	3	3	2	40	
CASTEEL*	1-7	0-0	2-3	5	2	4	1	2	0	0	29	
CLARK	0-1	0-0	0-0	0	0	0	0	1	0	0	3	
EVANS	3-5	0-0	1-3	2	5	7	0	3	1	0	20	
CALDWELL	1-1	0-0	0-1	3	2	2	3	2	0	1	19	
TEAM				3								
Totals	24-61	0-3	22-35	49	23	70	8	23	5	7	225	
TOTAL FG%	1st Half: 0-0 0.0%		2nd Half: 0-0 0.0%		Game: 39.3%		D-BALL					
3-Pt. FG%	1st Half: 0-0 0.0%		2nd Half: 0-0 0.0%		Game: 0.0%		REB					
F Throw %	1st Half: 0-0 0.0%		2nd Half: 0-0 0.0%		Game: 62.9%		2					
Attendance: 7,865; Halftime: Tennessee 27, Virginia 26; Officials: Patty Broderick, Lou Pitt; Semifinals: Virginia 61, Connecticut 55; Tennessee 69, Stanford 60.												

1996 TITLE GAME STATISTICS												
March 31, 1996 • Charlotte, N.C.												
Georgia	FG-FGA	3FG-FGA	FT-FTR	REB	PF	TP	A	TO	BLK	S	MIN	
FRETT*	10-18	1-1	4-4	6	10	16	1	25	0	2	0	37
ROUNDTREE*	3-14	1-7	1-2	0	5	5	1	8	6	6	0	27
POWELL*	0-1	0-1	0-0	0	0	0	1	0	1	0	1	12
HOLLAND*	4-12	2-8	1-1	1	0	1	4	11	5	2	0	33
HENDERSON*	8-15	0-0	0-1	4	3	7	4	16	0	1	2	36
IRWIN	1-3	1-3	0-0	0	2	2	0	3	1	1	0	16
ANTVORKSOV	0-0	0-0	0-0	0	0	0	2	0	0	0	0	3
THOMPSON	0-0	0-0	0-0	0	1	1	0	0	1	0	0	1
TAYLOR	0-1	0-1	0-0	0	1	1	0	0	0	0	0	1
BUSH	1-4	0-2	0-0	2	0	2	4	2	0	1	0	16
WALKER	0-1	0-0	0-0	1	1	2	0	0	0	0	0	1
DECKER	0-2	0-1	0-0	1	1	2	4	0	0	0	0	6
WELLS	0-0	0-0	0-0	0	0	0	1	0	0	0	0	1
TEAM												
Totals	27-71	5-24	6-8	15	24	39	22	65	14	14	2	200
TOTAL FG%	1st Half: 0-0 0.0%		2nd Half: 27-71 38.0%		Game: 38.0%		DEADBALL					
3-Pt. FG%	1st Half: 0-0 0.0%		2nd Half: 5-24 20.8%		Game: 20.8%		REB					
F Throw %	1st Half: 0-0 0.0%		2nd Half: 6-8 75.0%		Game: 75.0%		1					
Tennessee	FG-FGA	3FG-FGA	FT-FTR	REB	PF	TP	A	TO	BLK	S	MIN	
MARCINIAK*	5-13	0-2	0-1	0	4	4	1	10	5	4	0	27
JOHNSON*	7-10	0-1	2-2	3	2	5	2	16	1	0	0	28
DAVIS*	2-10	0-1	4-8	5	2	7	2	8	8	0	0	32
HOLDSCLAW*	6-16	0-0	4-5	5	9	14	0	16	3	1	0	34
CONKLIN*	5-8	4-5	0-0	4	4	4	2	14	3	2	0	23
SMALLWOOD	0-0	0-0	1-2	1	0	1	0	1	0	0	0	1
MILLIGAN	0-1	0-0	0-0	0	0	0	0	0	0	0	0	1
GREENE	0-1	0-0	0-0	0	0	0	0	0	0	0	0	1
JOLLY	1-1	0-0	0-1	0	0	0	2	2	1	0	0	10
LAXTON	2-7	0-0	0-0	2	1	3	1	4	0	1	0	12
THOMPSON	4-6	0-0	4-6	5	6	11	3	12	2	0	0	21
TEAM				3		5						
Totals	32-73	4-9	15-25	24	30	54	13	83	21	12	0	200
TOTAL FG%	1st Half: 0-0 0.0%		2nd Half: 32-73 43.8%		Game: 43.8%		DEADBALL					
3-Pt. FG%	1st Half: 0-0 0.0%		2nd Half: 4-9 44.4%		Game: 44.4%		REB					
F Throw %	1st Half: 0-0 0.0%		2nd Half: 15-25 60.0%		Game: 60.0%		3					
Attendance: 23,291; Halftime: Tennessee 42, Georgia 37; Officials: Sally Bell, Dee Kantner, Violet Palmer; Semifinals: Georgia 86, Stanford 76; Tennessee 88, Connecticut 83 (OT).												

1997 National Champions



No team had ever won the NCAA championship coming in with more than six losses. But proving that it's wise to save your best for last, Tennessee took its fifth NCAA championship and second straight title with a 68-59 win over Old Dominion despite entering the tournament with a 23-10 record.

"Of all our runs to a championship, this one is really the most unexpected," said coach Pat Summitt. "It came from a team with tremendous heart and desire."

Tennessee took control quickly at the start of the title game, jumping out to a 20-8 lead. By halftime, the Lady Vols still had a comfortable lead, 34-22.

In the second half, Old Dominion clawed its way back, taking its first lead at 44-43 with 9:06 left in the game. The Lady Monarchs extended the lead to two, 49-47, before Chamique Holdsclaw led the Lady Vols on a 12-2 run to put the game away for Tennessee.

Holdsclaw was a unanimous choice as the most outstanding player, as she poured in 24 points and seven rebounds. Six of her points came during the decisive run at the end of the game. Joining Holdsclaw on the All-Championship team was Kellie Jolly, who only scored five points, but set a championship record with 11 assists in the final game and a Final Four record with 20.

With the win, the Lady Vols earned their fifth national title, played in their seventh championship game and became only the second team to win consecutive championships. (Southern Cal., 1983 and 1984).

1998 National Champions



The 1998 Tennessee Lady Vols will be remembered as history-makers. A perfect 39-0 record and the most wins ever in women's collegiate basketball... an NCAA unprecedented three consecutive titles... and the systematic blowout night-after-night of the opposition.

When the team finally reached the NCAA title game against a dear old rival in Louisiana Tech, the contest started out tight with UT taking an 8-6 lead. Then "the greatest team ever to play the game," according to Louisiana Tech head coach Leon Barmore, exploded out to a 34-11 run over the next seven minutes. The points were coming in bunches to the tune of 63% field goal accuracy as these Lady Vols were on a mission.

By the halftime break, Tennessee led 55-32 and had registered an NCAA record for the most points scored in a half at the Final Four. Leading the way for UT in game 39 were the Three Meeks - MVP Chamique Holdsclaw, Tamika Catchings and Semeka Randall—who collectively tallied 62 points and 25 rebounds in the Lady Vols' 93-75 victory.

Holdsclaw, who scored 25 points and grabbed 10 rebounds, won the top player honors in the final game. She was joined on the All-Tournament Team by Catchings, who recorded 27 points in her first title game, and an honorary "Meek", Kellie Jolly, who added a career-high 20 points.

With the win, the Lady Vols earned their sixth national title, played in their eighth championship game and became the first team to win three consecutive NCAA titles.

1997 TITLE GAME STATISTICS													
March 30, 1997 • Cincinnati, Ohio • Riverfront Coliseum													
REB													
Tennessee	FG-FGA	3FG-FGA	FT-FTA	OF	DE	TOT	PF	TP	A	TO	BLK	S	MIN
JOHNSON*	4-4	0-0	0-0	1	2	3	2	8	2	1	0	30+	
ELZY*	1-3	0-0	0-1	0	3	3	2	2	1	3	0	1	22+
JOLLY*	1-5	1-3	2-2	0	0	2	5	11	9	0	5	35+	
HOLDSCLAW*	11-20	0-0	2-3	0	7	7	2	24	3	6	1	2	39+
THOMPSON*	4-4	0-0	0-3	2	4	6	2	8	0	1	0	2	33+
BUTTS	4-7	0-0	0-0	0	2	2	0	8	0	2	0	1	8+
MILLIGAN	0-0	0-0	0-0	0	0	0	0	0	0	0	0	0	0+
GREENE	0-1	0-0	1-2	0	1	1	0	1	0	1	0	0	10+
LAXTON	0-1	0-0	0-0	0	0	0	0	0	0	0	0	0	3+
STEPHENS	0-0	0-0	0-0	0	0	0	1	0	0	0	0	0	2+
CONKLIN	4-5	2-2	2-2	0	1	1	2	12	1	3	0	1	18+
TEAM				4	2	6							
Totals	29-49	3-5	7-13	7	22	29	13	68	18	26	2	12	200
TOTAL FG%	1st Half: 0-0 0.0%	2nd Half: 29-49 59.2%	Game: 59.2%	DEADBALL									
3-Pt. FG%	1st Half: 0-0 0.0%	2nd Half: 3-5 60.0%	Game: 60.0%	REBS									
F Throw %	1st Half: 0-0 0.0%	2nd Half: 7-13 53.8%	Game: 53.8%	1									
REB													
Old Dominion	FG-FGA	3FG-FGA	FT-FTA	OF	DE	TOT	PF	TP	A	TO	BLK	S	MIN
ROBERTS*	6-8	0-0	1-2	4	5	9	2	13	0	3	0	0	40+
HIMES*	0-1	0-0	0-0	0	0	0	0	1	1	0	1	0	15+
PENICHEIRO*	4-13	0-1	2-2	1	5	6	2	10	8	11	0	8	37+
ANDRADE*	2-7	0-3	0-0	0	0	0	5	4	1	3	0	1	28+
MACHANGUANA*	7-13	0-0	2-2	4	6	10	5	16	4	5	1	3	38+
ELLEN	2-4	1-2	0-0	2	1	3	0	5	0	0	0	1	15+
EBLIN	3-11	3-10	2-4	1	0	1	0	11	1	1	0	1	11+
SMALL	0-0	0-0	0-0	2	1	3	1	0	0	1	0	0	6+
DIAZ	0-5	0-2	0-0	0	0	0	1	0	0	1	0	1	10+
BRADLEY	0-0	0-0	0-0	0	0	0	0	0	0	0	0	0	0+
TEAM				2	2	4							
Totals	24-62	4-18	7-10	16	18	34	16	59	15	26	1	16	200
TOTAL FG%	1st Half: 0-0 0.0%	2nd Half: 24-62 38.7%	Game: 38.7%	DEADBALL									
3-Pt. FG%	1st Half: 0-0 0.0%	2nd Half: 4-18 22.2%	Game: 22.2%	REBS									
F Throw %	1st Half: 0-0 0.0%	2nd Half: 7-10 70.0%	Game: 70.0%	3									
Attendance: 16,714; Halftime: Tennessee 34, Old Dominion 22; Officials: Dee Kantner, Violet Palmer, Yvette McKinney; Semifinals: Old Dominion 83, Stanford 82; Tennessee 80, Notre Dame 66.													

1998 TITLE GAME STATISTICS													
March 29, 1998 • Kansas City, Mo. • Kemper Arena													
REB													
Louisiana Tech	FG-FGA	3FG-FGA	FT-FTA	OF	DE	TOT	PF	TP	A	TO	BLK	S	MIN
STALLWORTH*	0-6	0-1	2-2	0	1	1	0	2	9	5	2	0	30
MAXWELL*	7-12	1-3	0-0	3	5	8	3	15	1	3	1	2	37
WILSON*	2-6	0-0	0-0	1	4	5	4	4	0	3	0	3	31
BURRAS*	9-16	0-0	1-5	5	5	10	3	19	0	2	2	2	34
JACKSON*	11-25	4-12	0-0	0	4	4	2	26	5	4	1	2	37
COCHRAN	0-0	0-0	0-0	0	0	0	0	0	0	0	0	0	1
SCHPEPMAN	1-5	1-2	0-0	0	0	0	2	3	2	2	0	0	15
GILMORE	0-0	0-0	2-2	1	0	1	0	2	0	0	1	0	8
BOWMAN	2-3	0-0	0-1	0	0	0	0	2	4	0	1	2	7
TEAM				4	1	5							
Totals	32-73	6-18	5-10	14	20	34	16	75	17	20	7	20	200
TOTAL FG%	1st Half: 0-0 0.0%	2nd Half: 32-73 43.8%	Game: 43.8%	DEADBALL									
3-Pt. FG%	1st Half: 0-0 0.0%	2nd Half: 6-18 33.3%	Game: 33.3%	REBS									
F Throw %	1st Half: 0-0 0.0%	2nd Half: 5-10 50.0%	Game: 50.0%	2									
REB													
Tennessee	FG-FGA	3FG-FGA	FT-FTA	OF	DE	TOT	PF	TP	A	TO	BLK	S	MIN
JOLLY*	7-10	4-5	2-2	0	4	4	2	20	3	2	1	3	34
RANDALL*	4-9	0-0	2-4	2	6	8	2	10	2	4	0	2	34
HOLDSCLAW*	11-25	0-0	3-4	4	6	10	0	25	6	2	0	1	36
CATCHINGS*	8-16	0-4	11-13	3	4	7	3	27	6	4	0	4	34
STEPHENS*	0-2	0-0	0-0	1	1	2	0	0	1	0	0	0	8
BUTTS	1-1	0-0	0-0	1	0	1	0	2	0	0	0	0	1
ELZY	0-1	0-0	0-0	0	0	0	0	0	0	1	0	0	1
MILLIGAN	0-0	0-0	0-0	0	0	0	0	0	0	0	0	0	1
GREENE	0-0	0-0	0-0	0	0	0	0	0	0	0	0	0	1
LAXTON	0-0	0-0	0-0	0	1	1	0	0	0	1	0	0	1
CLEMENT	3-4	0-0	0-0	0	1	1	1	6	2	3	0	0	15
GETER	1-1	0-0	1-2	2	5	7	3	3	0	1	4	1	34
TEAM				4	2	6							
Totals	35-69	4-9	19-25	17	30	47	13	93	15	19	5	11	200
TOTAL FG%	1st Half: 0-0 0.0%	2nd Half: 35-69 50.7%	Game: 50.7%	DEADBALL									
3-Pt. FG%	1st Half: 0-0 0.0%	2nd Half: 4-9 44.4%	Game: 44.4%	REBS									
F Throw %	1st Half: 0-0 0.0%	2nd Half: 19-25 76.0%	Game: 76.0%	3									
Attendance: 17,976; Halftime: Tennessee 55, Louisiana Tech 32; Officials: Sally Bell, Bob Trammell, Wesley Dean; Semifinals: Tennessee 86, Arkansas 58; Louisiana Tech 84, N.C. State 65.													

GENERAL

STAFF

PLAYERS

REVIEW

HISTORY

FACILITIES

NCAA

SEC

RECORDS

MEDIA INFO



2007 National Champions



On April 3, 2007, the Tennessee Lady Vols captured an elusive seventh national title, beating Rutgers to the ball for second and third shots in a 59-46 win to reclaim their customary place above all other programs.

Parker scored 17 points to lead her squad to a 34-3 final record, but the tournament's most outstanding player got plenty of help from Shannon Bobbitt who scored 13 points — nine of them on three treys in a lightning-quick span in the second half — and Nicky Anosike had 16 rebounds for the Lady Vols, who had 24 offensive boards.

After building a 16-point lead and then holding off a late push by Rutgers, the Lady Vols could finally celebrate, dribbling out the final 30 seconds under the Rutgers basket until Tennessee's players, some in tears, danced at midcourt as orange, blue and gold confetti fell from above.

"To win anything you have to be a tight team," Summitt said. "They believed in each other and they all had one goal, to be here in Cleveland and cut down the nets. I'm real, real proud of this team."

A three-pointer by Rutgers ended a 7-0 UT run that brought the Scarlet Knights to 50-42, but Parker made six straight free throws in 37 seconds to make it 56-44 with 1:08 left. As she went down the floor, Parker looked at the bench where senior Sidney Spencer was crying, knowing all the hard work during the offseason would end the best way possible.

The 2007 NCAA tournament ended the same way it has nearly one-third of the time since it started — with Tennessee setting up ladders to cut down the nets.

2007 TITLE GAME STATISTICS													
April 3, 2007 • Cleveland, Ohio • Quicken Loans Arena													
REB													
Rutgers	FG-FGA	3FG-FGA	FT-FTA	OF	DE	TOT	PF	TP	A	TO	BLK	S	MIN
CARSON*	4-11	0-3	0-3	1	5	6	4	8	1	2	0	0	40
ZURICH*	2-6	0-0	0-0	0	1	1	3	4	0	0	1	1	23
VAUGHN*	9-15	0-0	2-3	7	3	10	2	20	2	4	1	3	34
PRINCE*	0-0	0-0	2-4	1	2	3	4	2	2	4	0	0	26
AJAVON*	3-9	2-5	0-0	0	4	4	5	8	1	5	0	1	37
JERNIGAN	0-0	0-0	0-0	0	0	0	0	0	0	0	0	0	1
ADAMS	0-0	0-0	0-0	0	0	0	0	0	0	0	0	0	1
MCCURDY	1-3	0-0	0-0	0	1	1	3	2	0	2	0	1	17
RAY	0-3	0-2	0-0	1	1	2	0	0	0	0	0	0	15
JUNAID	1-2	0-0	0-0	1	2	3	1	2	0	0	1	0	6
TEAM						4				1			
Totals	20-49	2-10	4-10	14	20	34	22	46	6	18	3	6	200
TOTAL FG%	1st Half: 8-21 38.1%	2nd Half: 12-28 42.9%	Game: 40.8%	D-BALL									
3-Pt. FG%	1st Half: 1-3 33.3%	2nd Half: 1-7 14.3%	Game: 20.0%	REB									
F Throw %	1st Half: 1-2 50.0%	2nd Half: 3-8 37.5%	Game: 40.0%	3									
Tennessee	FG-FGA	3FG-FGA	FT-FTA	OF	DE	TOT	PF	TP	A	TO	BLK	S	MIN
SPENCER*	4-12	1-4	2-2	2	0	2	4	11	2	0	0	0	36
PARKER*	5-15	0-0	7-10	2	5	7	3	17	3	2	0	0	39
ANOSIKE*	2-9	0-0	0-5	10	6	16	2	4	2	1	0	1	34
BOBBITT*	4-9	4-8	1-2	2	1	3	1	13	0	1	0	3	32
HORNBUCKLE*2-8	0-3	0-0	3-4	7	2	4	1	7	0	2	3	2	37
REDDING	0-0	0-0	0-0	0	0	0	0	0	0	0	0	0	1
AUGUSTE	3-5	0-0	4-4	4	1	5	1	10	1	0	0	1	15
FULLER	0-0	0-0	0-0	0	0	0	0	0	0	0	0	0	6
TEAM						2							
Totals	20-58	5-15	14-23	24	18	42	13	59	9	12	0	7	200
TOTAL FG%	1st Half: 11-30 36.7%	2nd Half: 9-28 32.1%	Game: 34.5%	D-BALL									
3-Pt. FG%	1st Half: 2-6 33.3%	2nd Half: 3-9 33.3%	Game: 33.3%	REB									
F Throw %	1st Half: 5-9 55.6%	2nd Half: 9-14 64.3%	Game: 60.9%	3									
Attendance: 20,704; Halftime: Tennessee 29, Rutgers 28; Officials: Lisa Mattingly, Tina Napier, Michael Price; Semifinals: Rutgers 59, LSU 35; Tennessee 56, North Carolina 50													

2008 National Champions



On April 8, 2008, the "under-rated" Tennessee Lady Vols captured their eighth national title, defeating Stanford 64-48. Incredible defensive pressure by UT forced 25 Cardinal turnovers which the Big Orange converted into 26 points.

"They came out with a great mentality to play hard, especially on the defensive end," Pat Summitt said. "On offense, we got more people involved, but it was our defense that got it done."

Tennessee standout Candace Parker, despite playing with a dislocated shoulder, scored 17 points and grabbed nine rebounds to help the Lady Vols capture their second straight championship, but unlike earlier games in the tournament when she had to carry the Lady Vols, her supporting cast came through. Shannon Bobbitt scored 13 points and Nicky Anosike added 12 points, eight rebounds and six steals for the Lady Vols. Freshman Vicki Baugh had eight points before tearing her ACL in the second half.

Bobbitt scored all of her points in the first half as the Lady Vols jumped out to a 37-29 advantage. Trailing by one early, Tennessee used a 13-4 run to take a 17-9 lead midway through the half. Bobbitt hit two three-pointers and made a nifty layup to cap the spurt. The teams traded baskets before two free throws by Bobbitt gave the Lady Vols a 35-25 lead - their biggest of the half.

Parker didn't shoot nearly as many jumpers as usual, instead taking the ball to the basket on an array of moves. She converted one steal in the second half into a pretty layup that gave the Lady Vols a 10-point advantage. She then followed it up with a three-point play on a driving layup. The Cardinal, who had a season low for points, would get no closer than eight the rest of the way. With the game in hand and a minute left, Parker went to the Tennessee bench for the final time, holding up four fingers on each hand to signify the eight titles the Lady Vols have won.

"One is disputable, but two, you can't stumble onto two national championships, so we're pretty good," Parker said.

2008 TITLE GAME STATISTICS													
April 8, 2008 - Tampa, Fla. - St. Pete Times Forum													
REB													
Stanford	FG-FGA	3FG-FGA	FT-FTA	OF	DE	TOT	PF	TP	A	TO	BLK	S	MIN
PEDERSEN	2-7	0-2	3-4	2	8	10	4	7	0	2	0	0	37
APPEL	6-13	0-0	4-10	3	2	5	5	16	3	4	0	1	36
HONES	2-5	1-2	0-0	0	2	2	2	5	3	4	0	0	34
WIGGINS	6-16	2-5	0-0	1	3	4	3	14	1	6	0	4	39
GOLD-ONWUDE	1-2	0-0	0-0	0	3	3	2	2	0	4	0	1	16
PIERCE	0-0	0-0	0-0	0	0	0	0	0	0	0	0	0	2
DONAGHE	0-0	0-0	0-0	0	0	0	0	0	0	0	0	0	0+
POHLEN	0-2	0-1	0-0	0	1	1	1	0	0	1	0	0	11
CIMINO	0-0	0-0	0-0	0	0	0	0	0	0	0	0	0	0+
CLYBURN	0-1	0-1	0-0	0	0	0	0	0	0	0	0	0	1
HARMON	2-3	0-0	0-0	2	2	4	4	4	1	3	0	1	24
TEAM						3		4		7			
Totals	19-49	3-11	7-14	11	25	36	21	48	8	25	0	7	200
TOTAL FG%	1st Half: 12-25 48.0%	2nd Half: 7-24 29.2%	Game: 38.8%	DEADBALL									
3-Pt. FG%	1st Half: 3-5 60.0%	2nd Half: 0-6 0.0%	Game: 27.3%	REB									
F Throw %	1st Half: 2-4 50.0%	2nd Half: 5-10 50.0%	Game: 50.0%	2									
Tennessee	FG-FGA	3FG-FGA	FT-FTA	OF	DE	TOT	PF	TP	A	TO	BLK	S	MIN
PARKER	5-10	0-0	7-11	1	8	9	2	17	1	4	1	4	37
AUGUSTE	3-7	0-0	1-2	3	4	7	4	7	2	3	0	1	39
ANOSIKE	6-11	0-0	0-1	3	5	8	3	12	0	2	1	6	29
BOBBITT	4-12	3-8	2-2	0	0	0	0	13	0	3	0	0	37
HORNBUCKLE	1-7	0-0	4-5	0	1	1	3	6	3	2	0	1	28
BJORKLUND	0-5	0-1	0-0	1	0	1	0	0	0	0	0	0	15
SMALLBONE	0-0	0-0	1-2	0	1	1	0	1	0	0	0	0	1
BAUGH	3-4	0-0	2-2	3	1	4	2	8	0	0	0	0	13
FULLER	0-0	0-0	0-0	0	0	0	0	0	0	0	0	0	1
TEAM						3		4		7			
Totals	22-56	3-9	17-25	14	24	38	14	64	6	14	2	13	200
TOTAL FG%	1st Half: 13-29 44.8%	2nd Half: 9-27 33.3%	Game: 39.3%	DEADBALL									
3-Pt. FG%	1st Half: 3-6 50.0%	2nd Half: 0-3 0.0%	Game: 33.3%	REB									
F Throw %	1st Half: 8-11 72.7%	2nd Half: 9-14 64.3%	Game: 68.0%	3									
Attendance: 21,655; Halftime: Tennessee 37, Stanford 29; Officials: Dee Kantner, Eric Brewton, Denise Brooks; Semifinals: Stanford 82, Connecticut 73; Tennessee 47, LSU 46													



SEC HISTORY

SEC HISTORY

2017 FINAL SEC TEAM STATISTICS

STANDINGS

TEAM	SEC	PCT.	ALL	PCT.
South Carolina	14-2	.875	33-4	.892
Mississippi State	13-3	.813	34-5	.872
Missouri	11-5	.688	22-11	.667
Kentucky	11-5	.688	22-11	.667
Tennessee	10-6	.625	20-12	.625
Texas A&M	9-7	.563	22-12	.647
LSU	8-8	.500	20-12	.625
Georgia	7-9	.438	16-15	.516
Auburn	7-9	.438	17-15	.531
Ole Miss	6-10	.375	17-14	.548
Florida	5-11	.313	15-16	.484
Alabama	5-11	.313	22-14	.611
Vanderbilt	4-12	.250	14-16	.467
Arkansas	2-14	.125	13-17	.433

SCORING OFFENSE

TEAM	G	RECORD	PTS	AVG/G
1. South Carolina	37	33-4	2824	76.3
2. Mississippi State	39	34-5	2961	75.9
3. Tennessee	32	20-12	2346	73.3
4. Kentucky	33	22-11	2339	70.9
5. Florida	31	15-16	2191	70.7
6. Texas A&M	34	22-12	2337	68.7
7. Vanderbilt	30	14-16	2061	68.7
8. Alabama	36	22-14	2453	68.1
9. Ole Miss	31	17-14	2095	67.6
10. Missouri	33	22-11	2189	66.3
11. Arkansas	30	13-17	1924	64.1
12. LSU	32	20-12	2030	63.4
13. Auburn	32	17-15	1998	62.4
14. Georgia	31	16-15	1925	62.1

SCORING DEFENSE

TEAM	G	PTS	AVG/G
1. South Carolina	37	2104	56.9
2. Mississippi State	39	2247	57.6
3. LSU	32	1887	59.0
4. Arkansas	30	1813	60.4
5. Auburn	32	1943	60.7
6. Alabama	36	2202	61.2
7. Ole Miss	31	1931	62.3
8. Georgia	31	1934	62.4
9. Missouri	33	2065	62.6
10. Texas A&M	34	2146	63.1
11. Kentucky	33	2096	63.5
12. Tennessee	32	2108	65.9
13. Florida	31	2108	68.0
14. Vanderbilt	30	2134	71.1

SCORING MARGIN

TEAM	G	OFF	DEF	MARGIN
1. South Carolina	37	76.3	56.9	+19.5
2. Mississippi State	39	75.9	57.6	+18.3
3. Tennessee	32	73.3	65.9	+7.4
4. Kentucky	33	70.9	63.5	+7.4
5. Alabama	36	68.1	61.2	+7.0
6. Texas A&M	34	68.7	63.1	+5.6
7. Ole Miss	31	67.6	62.3	+5.3
8. LSU	32	63.4	59.0	+4.5
9. Missouri	33	66.3	62.6	+3.8
10. Arkansas	30	64.1	60.4	+3.7
11. Florida	31	70.7	68.0	+2.7
12. Auburn	32	62.4	60.7	+1.7
13. Georgia	31	62.1	62.4	-0.3
14. Vanderbilt	30	68.7	71.1	-2.4

FIELD GOAL PCT.

TEAM	G	FG	FGA	PCT
1. South Carolina	37	1024	2155	.475
2. Florida	31	856	1922	.445
3. Mississippi State	39	1079	2423	.445
4. Missouri	33	746	1722	.433
5. Texas A&M	34	855	1974	.433
6. Tennessee	32	848	1973	.430

7. Kentucky	33	848	1988	.427
8. LSU	32	780	1844	.423
9. Georgia	31	723	1767	.409
10. Ole Miss	31	768	1883	.408
11. Vanderbilt	30	690	1696	.407
12. Alabama	36	863	2139	.403
13. Arkansas	30	719	1807	.398
14. Auburn	32	719	1928	.373

FIELD GOAL PCT. DEFENSE

TEAM	G	FG	FGA	PCT
1. South Carolina	37	792	2223	.356
2. Georgia	31	665	1808	.368
3. Missouri	33	718	1897	.378
4. Arkansas	30	662	1735	.382
5. Ole Miss	31	654	1698	.385
6. Alabama	36	839	2174	.386
7. Florida	31	733	1896	.387
8. Tennessee	32	820	2118	.387
9. Mississippi State	39	805	2042	.394
10. Kentucky	33	788	1939	.406
11. Vanderbilt	30	790	1916	.412
12. Auburn	32	679	1622	.419
13. Texas A&M	34	830	1979	.419
14. LSU	32	685	1625	.422

3-POINT FG PCT.

TEAM	G	3FG	3FGA	PCT
1. Vanderbilt	30	214	555	.386
2. Texas A&M	34	135	366	.369
3. Missouri	33	234	667	.351
4. Mississippi State	39	209	604	.346
5. Tennessee	32	153	451	.339
6. South Carolina	37	183	549	.333
7. Arkansas	30	177	535	.331
8. Kentucky	33	169	551	.307
9. Alabama	36	190	623	.305
10. Ole Miss	31	174	572	.304
11. Auburn	32	181	639	.283
12. Georgia	31	114	418	.273
13. Florida	31	111	413	.269
14. LSU	32	38	157	.242

FREE THROW PCT.

TEAM	G	FT	FTA	PCT
1. Missouri	33	463	577	.802
2. Texas A&M	34	492	641	.768
3. Kentucky	33	474	632	.750
4. Tennessee	32	497	667	.745
5. Vanderbilt	30	467	628	.744
6. Mississippi State	39	594	813	.731
7. South Carolina	37	593	827	.717
8. Auburn	32	379	540	.702
9. Georgia	31	365	533	.685
10. Florida	31	368	549	.670
11. Ole Miss	31	385	578	.666
12. Arkansas	30	309	465	.665
13. LSU	32	432	651	.664
14. Alabama	36	537	817	.657

REBOUNDING MARGIN

TEAM	G	TEAM AVG	OPP	AVG MAR	
1. Mississippi State	39	1482	38.0	1232	31.6 +6.4
2. Texas A&M	34	1292	38.0	1075	31.6 +6.4
3. South Carolina	37	1445	39.1	1213	32.8 +6.3
4. Florida	31	1269	40.9	1109	35.8 +5.2
5. Missouri	33	1210	36.7	1054	31.9 +4.7
6. Alabama	36	1487	41.3	1326	36.8 +4.5
7. Tennessee	32	1317	41.2	1222	38.2 +3.0
8. Vanderbilt	30	1173	39.1	1094	36.5 +2.6
9. Kentucky	33	1203	36.5	1129	34.2 +2.2
10. Arkansas	30	1150	38.3	1086	36.2 +2.1
11. Georgia	31	1179	38.0	1156	37.3 +0.7
12. LSU	32	1061	33.2	1077	33.7 -0.5
13. Ole Miss	31	1133	36.5	1183	38.2 -1.6
14. Auburn	32	1040	32.5	1211	37.8 -5.3

2017 FINAL SEC TEAM STATISTICS

BLOCKED SHOTS

TEAM	G	NO	AVG/G
1. South Carolina	37	209	5.65
2. Georgia	31	140	4.52
3. Alabama	36	157	4.36
4. Tennessee	32	127	3.97
5. Florida	31	122	3.94
6. Mississippi State	39	151	3.87
7. Arkansas	30	114	3.80
8. Missouri	33	107	3.24
9. Ole Miss	31	100	3.23
10. Texas A&M	34	95	2.79
11. LSU	32	88	2.75
12. Auburn	32	81	2.53
13. Kentucky	33	80	2.42
14. Vanderbilt	30	61	2.03

ASSISTS

TEAM	G	NO	AVG/G
1. Texas A&M	34	526	15.47
2. Georgia	31	460	14.84
3. South Carolina	37	548	14.81
4. Mississippi State	39	574	14.72
5. Tennessee	32	468	14.63
6. Florida	31	453	14.61

7. Ole Miss	31	451	14.55
8. Vanderbilt	30	421	14.03
9. Missouri	33	441	13.36
10. Alabama	36	468	13.00
11. Kentucky	33	426	12.91
12. Arkansas	30	376	12.53
13. Auburn	32	390	12.19
14. LSU	32	373	11.66

STEALS

TEAM	G	NO	AVG/G
1. LSU	32	382	11.94
2. Auburn	32	367	11.47
3. Ole Miss	31	290	9.35
4. Florida	31	266	8.58
5. South Carolina	37	313	8.46
6. Mississippi State	39	324	8.31
7. Alabama	36	275	7.64
8. Arkansas	30	223	7.43
9. Georgia	31	225	7.26
10. Texas A&M	34	235	6.91
11. Missouri	33	214	6.48
12. Kentucky	33	209	6.33
13. Tennessee	32	197	6.16
14. Vanderbilt	30	173	5.77

2017 FINAL SEC INDIVIDUAL STATISTICS

SCORING

PLAYER-TEAM	YR	G	FG	3FG	FT	PTS	AVG/G
Ronni Williams-UF	SR	31	234	0	127	595	19.2
A'ja Wilson-SC	JR	35	233	0	160	626	17.9
Makayla Epps-UK	SR	33	221	39	102	583	17.7
Sophie Cunningham-MO	SO	31	177	47	140	541	17.5
Diamond DeShields-UT	JR	29	178	27	121	504	17.4
Danni Williams-AM	SO	34	193	63	114	563	16.6
Khaalia Hillsman-AM	JR	34	231	0	94	556	16.4
Victoria Vivians-MS	JR	39	224	64	121	633	16.2
Mercedes Russell-UT	JR	32	199	0	116	514	16.1
Evelyn Akhator-UK	SR	33	200	0	126	526	15.9

REBOUNDS

PLAYER-TEAM	YR	G	OFF	DEF	TOT	AVG/G
Evelyn Akhator-UK	SR	33	128	230	358	10.8
Alaina Coates-SC	SR	28	92	208	300	10.7
Anriel Howard-AM	SO	34	130	224	354	10.4
Mercedes Russell-UT	JR	32	77	232	309	9.7
Marqu'ees Webb-VU	SR	29	98	165	263	9.1
Khaalia Hillsman-AM	JR	34	110	168	278	8.2
Cierra Porter-MO	SO	33	96	170	266	8.1
A'ja Wilson-SC	JR	35	93	181	274	7.8
Ronni Williams-UF	SR	31	79	163	242	7.8
Kayla Overbeck-VU	FR	28	57	144	201	7.2

FIELD GOAL PCT. (min 5.0 FGM per game)

PLAYER-TEAM	YR	G	FG	FGA	PCT
Alaina Coates-SC	SR	28	140	209	.670
Khaalia Hillsman-AM	JR	34	231	370	.624
A'ja Wilson-SC	JR	35	233	396	.588
Evelyn Akhator-UK	SR	33	200	352	.568
Mercedes Russell-UT	JR	32	199	354	.562
Ronni Williams-UF	SR	31	234	435	.538
Caliya Robinson-UG	SO	29	173	353	.490
Haley Lorenzen-UF	JR	30	151	312	.484
Sophie Cunningham-MO	SO	31	177	367	.482
Makayla Epps-UK	SR	33	221	481	.459

3-POINT FG PCT. (min 2.0 3FG per game)

PLAYER-TEAM	YR	G	3FG	3FGA	PCT
Hannah Cook-UA	JR	36	83	237	.350
Brandy Montgomery-AU	SR	32	64	197	.325
Sierra Michaelis-MO	SR	33	69	214	.322

FREE THROW PCT.

PLAYER-TEAM	YR	G	FT	FTA	PCT
Jaime Nared-UT	JR	32	141	161	.876
Sophie Cunningham-MO	SO	31	140	165	.848
Morgan William-MS	JR	39	139	165	.842
Taylor Murray-UK	SO	30	101	120	.842
Curtyce Knox-AM	SR	34	96	115	.835
Madinah Muhammad-UM	SO	28	77	93	.828
Danni Williams-AM	SO	34	114	139	.820
Cierra Porter-MO	SO	33	141	174	.810
Pachis Roberts-UG	SR	31	104	129	.806
Diamond DeShields-UT	JR	29	121	153	.791

ASSISTS

PLAYER-TEAM	YR	G	ASSISTS	AVG/G
Curtyce Knox-AM	SR	34	304	8.94
Dyandria Anderson-UF	JR	31	151	4.87
Morgan William-MS	JR	39	181	4.64
Jordan Reynolds-UT	SR	31	138	4.45
Jordan Lewis-UA	FR	36	154	4.28
Erika Sisk-UM	SR	31	122	3.94
Haley Clark-UG	JR	31	122	3.94
Taylor Murray-UK	SO	30	118	3.93
Diamond DeShields-UT	JR	29	110	3.79
Makayla Epps-UK	SR	33	118	3.58

STEALS

PLAYER-TEAM	YR	G	STEALS	AVG/G
Raigyne Moncrief-LS	JR	32	107	3.34
Katie Frerking-AU	SR	32	82	2.56
Malica Monk-AR	SO	27	62	2.30
Curtyce Knox-AM	SR	34	70	2.06
Taylor Murray-UK	SO	30	61	2.03
Erika Sisk-UM	SR	31	62	2.00
Madinah Muhammad-UM	SO	28	52	1.86
Sierra Michaelis-MO	SR	33	59	1.79
Chloe Jackson-LS	SO	32	57	1.78
Dyandria Anderson-UF	JR	31	51	1.65

BLOCKED SHOTS

PLAYER-TEAM	YR	G	BLOCKS	AVG/G
A'ja Wilson-SC	JR	35	90	2.57
Ashley Knight-UA	FR	36	90	2.50
Caliya Robinson-UG	SO	29	69	2.38
Teaira McCowan-MS	SO	39	57	1.46
Mercedes Russell-UT	JR	32	45	1.41

GENERAL

STAFF

PLAYERS

REVIEW

HISTORY

FACILITIES

NCAA

SEC

RECORDS

MEDIA INFO



TENNESSEE AT THE TOP OF THE SEC (35 TITLES)

18 REGULAR SEASON & 17 TOURNAMENT CHAMPIONSHIPS

Year	Champion	SEC	Overall	Coach	Tournament Champion (Site)	Coach
1980*	TENNESSEE		33-5	Pat Head	TENNESSEE (Knoxville, Tenn.)	Pat Head
1981	Auburn		26-7	Joe Ciampi	Auburn (Baton Rouge, La.)	Joe Ciampi
1982	Kentucky		24-8	Terry Hall	Kentucky (Lexington, Ky.)	Terry Hall
1983	Georgia	4-4	27-7	Andy Landers	Georgia (Athens, Ga.)	Andy Landers
1984	Georgia	7-1	30-3	Andy Landers	Georgia (Athens, Ga.)	Andy Landers
1985*	TENNESSEE	4-4	22-10	Pat Summitt	TENNESSEE (Oxford, Miss.)	Pat Summitt
1986	Georgia	9-0	30-2	Andy Landers	Georgia (Athens, Ga.)	Andy Landers
1987	Auburn	8-1	31-2	Joe Ciampi	Auburn (Albany, Ga.)	Joe Ciampi
1988	Auburn	9-0	32-3	Joe Ciampi	TENNESSEE (Albany, Ga.)	Pat Summitt
1989	Auburn	9-0	32-2	Joe Ciampi	TENNESSEE (Albany, Ga.)	Pat Summitt
1990	TENNESSEE	8-1	27-6	Pat Summitt	Auburn (Albany, Ga.)	Joe Ciampi
1991	Georgia	9-0	28-4	Andy Landers	LSU (Albany, Ga.)	Sue Gunter
1992	Mississippi	11-0	29-3	Van Chancellor	TENNESSEE (Albany, Ga.)	Pat Summitt
1993	TENNESSEE	11-0	29-3	Pat Summitt	TENNESSEE (Chattanooga, Tenn.)	Jim Foster
1994*	TENNESSEE	11-0	31-2	Pat Summitt	TENNESSEE (Chattanooga, Tenn.)	Pat Summitt
1995	TENNESSEE	11-0	34-3	Pat Summitt	Vanderbilt (Chattanooga, Tenn.)	Jim Foster
1996	Georgia	10-1	28-5	Andy Landers	TENNESSEE (Chattanooga, Tenn.)	Pat Summitt
1997	Georgia	11-1	25-6	Andy Landers	Auburn (Chattanooga, Tenn.)	Joe Ciampi
1998*	TENNESSEE	14-0	39-0	Pat Summitt	TENNESSEE (Columbus, Ga.)	Pat Summitt
1999*	TENNESSEE	13-1	31-3	Pat Summitt	TENNESSEE (Chattanooga, Tenn.)	Pat Summitt
2000*	*TENNESSEE *Georgia	13-1	33-4	Pat Summitt	TENNESSEE (Chattanooga, Tenn.)	Pat Summitt
2001	TENNESSEE	14-0	31-3	Andy Landers	Georgia (Memphis, Tenn.)	Andy Landers
2002	TENNESSEE	13-1	29-5	Pat Summitt	Vanderbilt (Nashville, Tenn.)	Jim Foster
2003	TENNESSEE	14-0	33-5	Pat Summitt	LSU (North Little Rock, Ark.)	Sue Gunter
2004	TENNESSEE	14-0	31-4	Pat Summitt	Vanderbilt (Nashville, Tenn.)	Melanie Balcomb
2005	LSU	14-0	33-3	Pokey Chatman	TENNESSEE (Greenville, S.C.)	Pat Summitt
2006	LSU	13-1	31-4	Pokey Chatman	TENNESSEE (North Little Rock, Ark.)	Pat Summitt
2007	TENNESSEE	14-0	34-3	Pat Summitt	Vanderbilt (Duluth, Ga.)	Melanie Balcomb
2008	LSU	14-0	31-6	Van Chancellor	TENNESSEE (Nashville, Tenn.)	Pat Summitt
2009	Auburn	12-2	30-4	Nell Fortner	Vanderbilt (North Little Rock, Ark.)	Melanie Balcomb
2010*	TENNESSEE	15-1	32-3	Pat Summitt	TENNESSEE (Duluth, Ga.)	Pat Summitt
2011*	TENNESSEE	16-0	34-3	Pat Summitt	TENNESSEE (Nashville, Tenn.)	Pat Summitt
2012	Kentucky	13-3	28-7	Matthew Mitchell	TENNESSEE (Nashville, Tenn.)	Pat Summitt
2013	TENNESSEE	14-2	27-8	Holly Warlick	Texas A&M (Duluth, Ga.)	Gary Blair
2014	South Carolina	14-2	29-5	Dawn Staley	TENNESSEE (Duluth, Ga.)	Holly Warlick
2015	*South Carolina *TENNESSEE	15-1	34-3	Dawn Staley	South Carolina (Little Rock, Ark.)	Dawn Staley
2016	South Carolina	16-0	33-2	Holly Warlick	South Carolina (Jacksonville, Fla.)	Dawn Staley
2017	South Carolina	14-2	33-4	Dawn Staley	South Carolina (Greenville, S.C.)	Dawn Staley

* tied for regular season championship * Swept SEC regular season and tournament titles (eight times)

SEC TOURNAMENT RECORDS (1980-2017)

Team	Years Won	Lost	Pct.	Titles
TENNESSEE	38	77	21	.786 17
Texas A&M	5	7	4	.636 1
Vanderbilt	38	48	32	.600 6
Georgia	38	47	35	.580 4
Auburn	38	37	36	.507 4
LSU	38	36	37	.493 2
Kentucky	38	34	38	.472 1
South Carolina	26	17	23	.425 3
Alabama	38	27	38	.415 0
Ole Miss	37*	26	37	.413 0
Florida	37*	20	37	.351 0
Mississippi State	38	19	38	.333 0
Arkansas	26	11	26	.297 0
Missouri	5	0	5	.000 0

ALL-TIME RECORDS

(According to Schools' Media Guides)

Team	Years	Won	Lost	Pct.
TENNESSEE	71	1319	312	.809
Georgia	43	936	409	.696
LSU	41	887	441	.668
Auburn	46	899	455	.664
Vanderbilt	39	825	428	.658
Ole Miss	42	811	507	.615
South Carolina	43	801	509	.611
Kentucky	43	783	515	.603
Arkansas	41	735	484	.603
Missouri	41	737	547	.574
Texas A&M	42	757	571	.570
Florida	42	721	552	.566
Alabama	42	722	563	.562
Mississippi State	42	653	610	.517

ALL-TIME SEC STANDINGS

(Regular-Season Games Only, 1982-2017)

Team	Years Won	Lost	Pct.	Titles
TENNESSEE	35	377	64	.855 18
Texas A&M	5	54	26	.675 0
Georgia	35	285	156	.646 7
LSU	35	258	183	.585 3
Vanderbilt	35	240	201	.544 0
Auburn	35	222	219	.503 5
Missouri	5	38	42	.475 0
Kentucky	35	199	242	.451 2
South Carolina	26	161	202	.444 4
Florida	35	191	250	.433 0
Ole Miss	35	181	260	.410 1
Arkansas	26	132	231	.364 0
Mississippi State	35	157	284	.356 0
Alabama	35	152	289	.345 0

SERIES RECORDS /// THROUGH 2016-17 SEASON

	UA	AR	AU	UF	UG	UK	LSU	UM	MSU	MO	USC	UT	TAMU	VU
UA		14-21	37-49	29-28	11-38	17-28	18-39	24-34	36-20	4-5	15-23	5-49	0-6	13-34
AR	21-14		14-22	9-27	5-31	13-21	16-31	16-26	18-18	11-8	17-16	3-29	21-8	8-24
AU	49-37	21-14		36-21	18-29	26-21	31-21	34-25	35-20	4-5	21-22	11-41	0-9	20-28
UF	28-29	27-9	21-35		17-53	25-29	13-28	20-16	25-21	0-6	20-16	4-50	1-7	23-32
UG	38-11	31-5	29-18	53-17		36-18	25-20	32-13	28-16	6-4	33-14	16-49	2-5	36-27
UK	28-17	21-13	21-26	29-25	18-36		15-32	17-22	27-17	6-2	33-28	11-54	4-3	24-28
LSU	39-18	31-16	21-31	27-14	20-25	32-15		34-22	47-9	7-3	22-11	14-48	11-11	20-26
UM	34-24	26-16	25-34	16-20	13-32	22-17	22-34		63-30	1-6	18-20	8-44	2-6	16-32
MSU	20-36	18-18	20-35	21-25	16-28	17-27	9-47	30-63		1-6	16-20	3-37	4-4	19-36
MO	5-4	8-11	5-4	6-0	4-6	2-6	3-7	4-3	1-6		2-4	1-8	9-17	4-2
USC	23-15	16-17	22-21	16-20	14-33	28-33	11-22	21-17	20-16	4-2		5-46	4-3	14-21
UT	49-5	29-3	41-11	50-4	50-16	54-11	48-14	44-8	37-3	8-1	48-6		7-3	69-9
TAMU	6-0	8-21	9-0	7-1	5-2	3-4	11-11	6-2	4-4	17-9	3-4	3-7		4-4
VU	34-13	24-8	28-20	33-23	27-36	28-24	26-20	32-16	36-19	3-3	21-14	9-68	4-4	

TENNESSEE'S SEC TOURNAMENT HISTORY

1980 SEC TOURNAMENT **KNOXVILLE, TENNESSEE**
 SECOND ROUND: Tennessee def. Florida, 118-44 (2-8-80)
 SEMIFINALS: Tennessee def. Auburn, 72-61 (2-9-80)
 FINALS: **Tennessee def. Mississippi, 85-71 (2-10-80)**

1981 SEC TOURNAMENT **BATON ROUGE, LOUISIANA**
 SECOND ROUND: Alabama def. Tennessee, 77-71 (1-30-81)

1982 SEC TOURNAMENT **LEXINGTON, KENTUCKY**
 SECOND ROUND: Tennessee def. Vanderbilt, 80-75 (2-26-82)
 SEMIFINALS: Tennessee def. Georgia, 55-44 (2-27-82)
 FINALS: Kentucky def. Tennessee, 80-74 (2-28-82)

1983 SEC TOURNAMENT **KNOXVILLE, TENNESSEE**
 SECOND ROUND: Tennessee def. Alabama, 91-73 (3-4-83)
 SEMIFINALS: Georgia def. Tennessee, 71-65 (3-5-83)
 CONSO-FINALS: Tennessee def. Auburn, 83-75 (3-6-83)

1984 SEC TOURNAMENT **ATHENS, GEORGIA**
 SECOND ROUND: Alabama def. Tennessee, 85-66 (3-3-84)

1985 SEC TOURNAMENT **OXFORD, MISSISSIPPI**
 SECOND ROUND: Tennessee def. Louisiana State, 85-78 (2-27-85)
 SEMIFINALS: Tennessee def. Ole Miss, 79-71 (3-3-85)
 FINALS: **Tennessee def. Auburn, 63-60 (3-4-85)**

1986 SEC TOURNAMENT **ATHENS, GEORGIA**
 SECOND ROUND: Mississippi def. Tennessee, 83-78 (2-28-86)

1987 SEC TOURNAMENT **ALBANY, GEORGIA**
 SECOND ROUND: Tennessee def. Louisiana State, 64-63 (3-5-87)
 SEMIFINALS: Auburn def. Tennessee, 102-96 (3-6-87)

1988 SEC TOURNAMENT **ALBANY, GEORGIA**
 SECOND ROUND: Tennessee def. Kentucky, 100-66 (3-5-88)
 SEMIFINALS: Tennessee def. Georgia, 82-76 (3-6-88)
 FINALS: **Tennessee def. Auburn, 73-70 (3-7-88)**

1989 SEC TOURNAMENT **ALBANY, GEORGIA**
 SECOND ROUND: Tennessee def. Alabama, 89-61 (3-4-89)
 SEMIFINALS: Tennessee def. Mississippi, 82-60 (3-5-89)
 FINALS: **Tennessee def. Auburn, 66-51 (3-6-89)**

1990 SEC TOURNAMENT **ALBANY, GEORGIA**
 SECOND ROUND: Tennessee def. Florida, 81-56 (3-3-90)
 SEMIFINALS: Tennessee def. Georgia, 73-54 (3-4-90)
 FINALS: Auburn def. Tennessee, 78-77 (3-5-90)

1991 SEC TOURNAMENT **ALBANY, GEORGIA**
 SECOND ROUND: Tennessee def. Vanderbilt, 62-60 (3-2-91)
 SEMIFINALS: Tennessee def. Auburn, 70-62 (3-3-91)
 FINALS: Louisiana State def. Tennessee, 80-75 (3-4-91)

1992 SEC TOURNAMENT **ALBANY, GEORGIA**
 SECOND ROUND: Tennessee def. Louisiana State, 70-65 (3-7-92)
 SEMIFINALS: Tennessee def. Kentucky, 90-84 (3-8-92)
 FINALS: **Tennessee def. Georgia, 73-66 (3-9-92)**

1993 SEC TOURNAMENT **CHATTANOOGA, TENNESSEE**
 SECOND ROUND: Georgia def. Tennessee, 73-72 (3-6-93)

1994 SEC TOURNAMENT **CHATTANOOGA, TENNESSEE**
 SECOND ROUND: Tennessee def. Georgia, 86-72 (3-5-94)
 SEMIFINALS: Tennessee def. Alabama, 72-56 (3-6-94)
 FINALS: **Tennessee def. Vanderbilt, 82-57 (3-7-94)**

1995 SEC TOURNAMENT **CHATTANOOGA, TENNESSEE**
 SECOND ROUND: Tennessee def. Kentucky, 74-62 (3-4-95)
 SEMIFINALS: Tennessee def. Alabama, 84-70 (3-5-95)
 FINALS: Vanderbilt def. Tennessee, 67-61 (3-6-95)

1996 SEC TOURNAMENT **CHATTANOOGA, TENNESSEE**
 SECOND ROUND: Tennessee def. Mississippi, 73-51 (3-2-96)
 SEMIFINALS: Tennessee def. Florida, 74-63 (3-3-96)
 FINALS: **Tennessee def. Alabama, 64-60 (3-4-96)**

1997 SEC TOURNAMENT **CHATTANOOGA, TENNESSEE**
 FIRST ROUND: Tennessee def. South Carolina, 75-48 (2-28-97)
 SECOND ROUND: Tennessee def. LSU, 100-99 (OT) (3-1-97)
 SEMIFINALS: Auburn def. Tennessee, 61-59 (3-2-97)

1998 SEC TOURNAMENT **COLUMBUS, GEORGIA**
 SECOND ROUND: Tennessee def. Mississippi State, 88-60 (2-27-98)
 SEMIFINALS: Tennessee def. Vanderbilt, 106-45 (2-28-98)
 FINALS: **Tennessee def. Alabama, 67-63 (3-1-98)**

1999 SEC TOURNAMENT **CHATTANOOGA, TENNESSEE**
 SECOND ROUND: Tennessee def. Florida, 92-80 (2-26-99)
 SEMIFINALS: Tennessee def. Alabama, 80-69 (2-27-99)
 FINALS: **Tennessee def. Georgia, 85-69 (2-28-99)**

2000 SEC TOURNAMENT **CHATTANOOGA, TENNESSEE**
 SECOND ROUND: Tennessee def. Florida, 91-79 (3-3-00)
 SEMIFINALS: Tennessee def. Vanderbilt, 61-53 (3-4-00)
 FINALS: **Tennessee def. Mississippi State, 70-67 (3-5-00)**

2001 SEC TOURNAMENT **MEMPHIS, TENNESSEE**
 SECOND ROUND: Tennessee def. Alabama, 82-52 (3-2-01)
 SEMIFINALS: Vanderbilt def. Tennessee, 77-74 (3-3-01)

2002 SEC TOURNAMENT **NASHVILLE, TENNESSEE**
 SECOND ROUND: Tennessee def. Georgia, 81-67 (3-1-02)
 SEMIFINALS: Louisiana State def. Tennessee, 81-80 (3-2-02)

2003 SEC TOURNAMENT **NORTH LITTLE ROCK, ARKANSAS**
 SECOND ROUND: Tennessee def. Auburn, 66-51 (3-7-03)
 SEMIFINALS: Tennessee def. Mississippi State, 76-75 (3-8-03)
 FINALS: Louisiana State def. Tennessee, 78-62 (3-9-03)

2004 SEC TOURNAMENT **NASHVILLE, TENNESSEE**
 SECOND ROUND: Tennessee def. Mississippi State, 67-57 (3-5-04)
 SEMIFINALS: Georgia def. Tennessee, 68-66 (OT) (3-6-04)

2005 SEC TOURNAMENT **GREENVILLE, SOUTH CAROLINA**
 SECOND ROUND: Tennessee def. Auburn, 64-54 (3-4-05)
 SEMIFINALS: Tennessee def. Vanderbilt, 76-73 (3-5-05)
 FINALS: **Tennessee def. LSU, 67-65 (3-6-05)**

2006 SEC TOURNAMENT **NORTH LITTLE ROCK, ARKANSAS**
 SECOND ROUND: Tennessee def. Auburn, 77-45 (3-3-06)
 SEMIFINALS: Tennessee def. Georgia, 89-79 (3-4-06)
 FINALS: **Tennessee def. LSU, 63-62 (3-5-06)**

2007 SEC TOURNAMENT **DULUTH, GEORGIA**
 SECOND ROUND: Tennessee def. South Carolina, 81-63 (3-2-07)
 SEMIFINALS: LSU def. Tennessee, 63-54 (3-3-07)

2008 SEC TOURNAMENT **NASHVILLE, TENNESSEE**
 SECOND ROUND: Tennessee def. Florida, 92-61 (3-7-08)
 SEMIFINALS: Tennessee def. Vanderbilt, 63-48 (3-8-08)
 FINALS: **Tennessee def. LSU, 61-55 (3-9-08)**

2009 SEC TOURNAMENT **NORTH LITTLE ROCK, ARKANSAS**
 FIRST ROUND: Tennessee def. Alabama, 68-49 (3-5-09)
 SECOND ROUND: Tennessee def. Florida, 71-67 (3-6-09)
 SEMIFINALS: Auburn def. Tennessee, 78-58 (3-7-09)

2010 SEC TOURNAMENT **DULUTH, GEORGIA**
 SECOND ROUND: Tennessee def. Mississippi, 76-51 (3-5-10)
 SEMIFINALS: Tennessee def. Vanderbilt, 68-49 (3-6-10)
 FINALS: **Tennessee def. Kentucky, 70-62 (3-7-10)**

2011 SEC TOURNAMENT **NASHVILLE, TENNESSEE**
 SECOND ROUND: Tennessee def. Florida 92-75 (3-4-11)
 SEMIFINALS: Tennessee def. Georgia 82-58 (3-5-11)
 FINALS: **Tennessee def. Kentucky 90-65 (3-6-11)**

2012 SEC TOURNAMENT **NASHVILLE, TENNESSEE**
 SECOND ROUND: Tennessee def. Vanderbilt 68-57 (3-2-12)
 SEMIFINALS: Tennessee def. South Carolina 74-58 (3-3-12)
 FINALS: **Tennessee def. LSU 70-58 (3-4-12)**

2013 SEC TOURNAMENT **DULUTH, GEORGIA**
 SECOND ROUND: Tennessee def. Florida 82-73 (3-8-13)
 SEMIFINALS: Texas A&M def. Tennessee 66-62 (3-9-13)

2014 SEC TOURNAMENT **DULUTH, GEORGIA**
 SECOND ROUND: Tennessee def. LSU 77-65 (3-7-14)
 SEMIFINALS: Tennessee def. Texas A&M 86-77 (3-8-14)
 FINALS: **Tennessee def. Kentucky 71-70 (3-9-14)**

2015 SEC TOURNAMENT **LITTLE ROCK, ARKANSAS**
 SECOND ROUND: Tennessee def. Georgia 75-41 (3-6-15)
 SEMIFINALS: Tennessee def. Kentucky 75-64 (3-7-15)
 FINALS: South Carolina def. Tennessee 62-46 (3-8-15)

2016 SEC TOURNAMENT **JACKSONVILLE, FLORIDA**
 SECOND ROUND: Tennessee def. Arkansas 68-51 (3-3-16)
 QUARTERFINALS: Tennessee def. Texas A&M 70-60 (3-4-16)
 SEMIFINALS: Mississippi State def. Tennessee 58-48 (3-5-16)

2017 SEC TOURNAMENT **GREENVILLE, SOUTH CAROLINA**
 SECOND ROUND: Alabama def. Tennessee 72-64 (3-2-17)

GENERAL

STAFF

PLAYERS

REVIEW

HISTORY

FACILITIES

NCAA

SEC

RECORDS

MEDIA INFO



LADY VOL CONFERENCE RECOGNITION

SEC PLAYER OF THE YEAR

1989 (C)	Bridgette Gordon
1992 (C)	Dena Head
1994 (C), '95 (C)	Nikki McCray
1998 (C), '99 (C)	Chamique Holdscaw
2007 (C)	Candace Parker
2011 (C-Co & AP)	Shekinna Stricklen
2013 (C-Co), '14 (AP)	Meighan Simmons

SEC FRESHMAN OF THE YEAR

1986	Bridgette Gordon
1989	Dena Head
1996	Chamique Holdscaw
1998	Tamika Catchings
2006	Candace Parker
2008	Angie Bjorklund
2011	Meighan Simmons
2013	Bashaara Graves

SEC FEMALE ATHLETE OF THE YEAR

1989	Bridgette Gordon
1991	Daedra Charles
1998, '99	Chamique Holdscaw
2008	Candace Parker

SEC ALL-FRESHMAN TEAM

1986	Bridgette Gordon
1987	Tonya Edwards
1988	Kris Durham
1989	Dena Head
1990	Lisa Harrison
1991	Nikki Caldwell
1991	Peggy Evans
1992	Tiffany Woosley
1992	Dana Johnson
1993	Latina Davis
1994	Pashen Thompson
1995	Tiffani Johnson
1996	Chamique Holdscaw
1998	Semeka Randall
1998	Tamika Catchings
2000	Gwen Jackson
2000	Kara Lawson
2001	Ashley Robinson
2002	Shyra Ely
2002	Loree Moore
2003	Shanna Zolman
2004	Sidney Spencer
2005	Nicky Anosike
2005	Alexis Hornbuckle
2006	Candace Parker
2008	Angie Bjorklund
2009	Glory Johnson
2009	Shekinna Stricklen
2011	Meighan Simmons
2012	Ariel Massengale
2013	Bashaara Graves
2014	Andraya Carter
2016	Te'a Cooper

COACHES ALL-SEC SELECTIONS

1982, '84	Mary Ostrowski
1982	Paula Towns
1983, '84	Tanya Haave
1983	Lea Henry
1985	Shelia Collins
1986, '87, '88, '89	Bridgette Gordon
1987, '88, '89	Sheila Frost
1988	Dawn Marsh (2nd)
1988, '90	Tonya Edwards ('88 2nd)
1989	Melissa McCray (2nd)
1990, '91	Daedra Charles
1990, '91, '92	Dena Head ('90 2nd)
1992	Peggy Evans
1993	Lisa Harrison
1993, '94, '95	Nikki McCray ('93 2nd)
1993, '94	Tiffany Woosley ('94 2nd)
1994, '95	Dana Johnson
1995, '96	Michelle Marciniak ('96 2nd)
1996	Latina Davis (2nd)
1996, '97, '98, '99	Chamique Holdscaw
1997	Abby Conklin (2nd)
1998, '99, '00, '01	Tamika Catchings ('01 2nd)
1998, '99, '00, '01	Semeka Randall ('98, '00 2nd)
1999	Kellie Jolly (2nd)
2000, '01, '02, '03	Kara Lawson
2000, '01, '02	Michelle Snow ('00, '02, 2nd)
2001, '03	Gwen Jackson
2004	Tasha Butts (2nd)
2004, '05	Shyra Ely
2004, '05, '06	Shanna Zolman ('04, '05 2nd)
2006, '07, '08	Alexis Hornbuckle ('06 2nd)
2006, '07, '08	Candace Parker

2007	Sidney Spencer (2nd)
2008	Shannon Bobbitt (2nd)
2009, '10	Angie Bjorklund ('09 2nd)
2009, '10, '11, '12	Shekinna Stricklen ('09, '10 2nd)
2010	Kelley Cain
2011, '12	Glory Johnson
2011, '13, '14	Meighan Simmons ('11 2nd)
2013	Bashaara Graves
2014, '15	Isabelle Harrison
2015	Cierra Burdick
2017	Diamond DeShields
2017	Jaime Nared (2nd)
2017	Mercedes Russell (2nd)

AP ALL-SEC SELECTIONS

1999	Chamique Holdscaw
1999, 2000	Tamika Catchings ('09 2nd)
1999, 2000	Semeka Randall ('00 2nd)
2004	Tasha Butts (3rd)
2006, '07, '08	Candace Parker ('06 2nd)
2008	Shannon Bobbitt (2nd)
2008	Alexis Hornbuckle (2nd)
2010, '11, '12	Shekinna Stricklen ('10 2nd)
2011, '13, '14	Meighan Simmons ('11 2nd)
2011, '12	Glory Johnson
2013, '16	Bashaara Graves ('13 & '16 2nd)
2014, '15	Isabelle Harrison ('15 2nd)
2015	Cierra Burdick (2nd)
2016, '17	Diamond DeShields ('16 & '17 2nd)
2017	Mercedes Russell (2nd)

SEC DEFENSIVE PLAYER OF THE YEAR

2012	Glory Johnson
------	---------------

SEC ALL-DEFENSIVE TEAM

2008	Alexis Hornbuckle
2010	Kelley Cain
2011	Glory Johnson
2012	Glory Johnson

SEC ALL-TOURNAMENT TEAM

1980	Cindy Noble
1980	Jill Rankin (MVP)
1980	Holly Warlick
1982	Mary Ostrowski
1982, '83	Tanya Haave
1985	Shelia Collins (MVP)
1985	Dawn Marsh
1987	Kathy Spinks
1988, '89	Bridgette Gordon (MVP)
1989, '90, '92	Dena Head ('92 MVP)
1989	Sheila Frost
1990, '91	Daedra Charles
1992	Peggy Evans
1994	Tiffany Woosley (MVP)
1994, '95	Nikki McCray
1996	Michelle Marciniak
1996, '97, '98, '99	Chamique Holdscaw (MVP)
1998, '99, 2000	Tamika Catchings
1998	Semeka Randall
1999, 2000	Michelle Snow
2002, '03	Kara Lawson
2004, '05	Shyra Ely ('05 MVP)
2005	Shanna Zolman
2005	Brittany Jackson
2006, '08	Candace Parker (MVP)
2006	Sidney Spencer
2007	Alexis Hornbuckle
2008	Shannon Bobbitt
2009, '11	Angie Bjorklund
2010	Alyssia Brewer (MVP)
2010	Alicia Manning
2010, '11, '12	Shekinna Stricklen ('11 MVP)
2011, '12	Glory Johnson ('12 MVP)
2013	Taber Spani
2014	Isabelle Harrison (14 MVP)
2014, '15	Cierra Burdick
2015	Jordan Reynolds
2016	Diamond DeShields

SEC 6TH WOMAN OF THE YEAR

2010	Alyssia Brewer
------	----------------

SEC COMMUNITY SERVICE TEAM

1999	Kellie Jolly
2000	Tamika Catchings
2001, '03	Kara Lawson
2002	April McDivitt
2004	Tasha Butts
2005	Tye'sha Fluker
2006	Shanna Zolman
2007	Sidney Spencer
2008	Nicky Anosike

LADY VOL CONFERENCE RECOGNITION

2009 Alex Fuller
2010 Glory Johnson
2011 Angie Bjorklund
2012 Glory Johnson
2013 Taber Spani
2014, '15 Cierra Burdick
2016 Andraya Carter
2017 Jordan Reynolds

SEC ACADEMIC HONOR ROLL

1983, '84 Tanya Haave
1984, '85 Linda Ray
1987, '88 Jennifer Tuggle
1988 Lisa Webb
1989 Melissa McCray
1990, '91, '92 Debbie Hawhee
1990 Debbie Scott
1990 Tonya Edwards
1991, '92 Regina Clark
1991, '92 Jody Adams
1992 Peggy Evans
1993 Lisa Harrison
1994 Rochone Dilligard
1994 Vonda Ward
1994, '96 Michelle Marciniak
1995 Nikki McCray
1995, '96, '97 Abby Conklin
1996, '97, '98 Brynae Laxton
1997, '98, '99 Kellie Jolly
1998 Laurie Milligan
1998, '99, 2000 Niya Butts
1999, '01 Kristen "Ace" Clement
1999, '02 Tamika Catchings
2000, '01, '02 Amanda Canon
2000, '01, '02 Sarah Edwards
2001, '02 Semeka Randall
2001, '02, '03 Kara Lawson

2001, '02
2001, '02
2003
2004, '05, '06
2004, '05, '06
2004, '05, '06, '07
2004, '07
2005
2005, '06, '07, '08
2005, '06, '07, '08
2006, '07
2007
2008
2008, '09
2009, '10
2009, '11, '12
2009, '10, '11, '12
2009, '10, '11, '12
2008, '09, '10, '11
2008, '09, '10, '11
2009, '10, '11, '12
2010, '11, '12, '13
2011
2012, '13, '14, '15
2012, '13, '14, '15
2013, '14, '15, '16
2013, '14, '16
2014, '15
2014, '17
2014, '17
2015
2015, '16, '17
2015, '16
2015, '16
2016, '17
2017
2017

Kyra Elzy
April McDivitt
Courtney McDaniel
Tye'sha Fluker
Shanna Zolman
Sidney Spencer
Dominique Redding
Shyra Ely
Nicky Anosike
Candace Parker
Alex Fuller
Elizabeth Curry
Shannon Bobbitt
Kelley Cain
Cait McMahan
Alicia Manning
Briana Bass
Vicki Baugh
Angie Bjorklund
Sydney Smallbone
Glory Johnson
Taber Spani
Lauren Avant
Cierra Burdick
Isabelle Harrison
Andraya Carter
Bashaara Graves
Ariel Massengale
Jordan Reynolds
Mercedes Russell
Jasmine Jones
Kortney Dunbar
Alexa Middleton
Jaime Nared
Diamond DeShields
Schaquilla Nunn
Kamera Harris

GENERAL

STAFF

PLAYERS

REVIEW

HISTORY

FACILITIES

NCAA

SEC

RECORDS

MEDIA INFO



TENNESSEE'S MOST DECORATED SEC PLAYERS

Angie Bjorklund

2008 Rookie of the Year, 2008 SEC All-Freshman, 2009 Academic, 2009 All-SEC (2nd), 2009 All-Tournament, 2010 Academic, 2010 All-SEC, 2011 All-Tournament, 2011 Academic

Tamika Catchings

1998 All-Tournament, 1998 All-SEC, 1998 Freshman of the Year; 1998 All-Freshman, 1999 All-Tournament, 1999 All-SEC, 1999 AP All-SEC, 1999 Academic, 2000 AP All-SEC, 2000 All-Tournament, 2001 All-SEC Second Team, 2002 Academic

Daedra Charles

1990, 1991 All-Tournament, 1991 SEC Female Athlete of the Year; 1990, 1991 All-SEC

Shyra Ely

2002 SEC All-Freshman, 2004, 2005 All-SEC & AP All-SEC, 2004, 2005 (MVP) All-Tournament, 2005 Academic

Bridgette Gordon

1986 All-SEC, 1986 Freshman of the Year, 1986 All-Freshman, 1987 All-SEC, 1988 All-SEC, 1988 Tournament MVP, 1988 All-Tournament, 1989 Female Athlete of the Year, 1989 Player of the Year, 1989 All-SEC, 1989 Tournament MVP, 1989 All-Tournament

Dena Head

1989 Freshman of the Year, 1989 All-Tournament, 1989 All-Freshman, 1990 All-Tournament, 1991 All-SEC, 1992 Player of the Year, 1992 All-SEC, 1992 Tournament MVP, 1992 All-Tournament

Tanya Haave

1982 All-Tournament, 1983 All-SEC, 1983 All-Tournament, 1983 Academic, 1984 All-SEC, 1984 Academic

Isabelle Harrison

2012, 2013, 2014, 2015 Academic All-SEC, 2014 SEC Tournament MVP, 2014 SEC All-Tournament, 2014, 2015 All-SEC (1st, 1st),

2014, 2015 AP All-SEC (1st, 2nd)

Chamique Holdsclaw

1996 All-SEC, 1996 Freshman of the Year, 1996 All-Freshman, 1996 All-Tournament; 1997 All-SEC; 1997 All-Tournament; 1998 SEC Female Athlete of the Year; 1998 Tournament MVP; 1998 All-Tournament; 1998 All-SEC, 1998 Player of the Year; 1999 SEC Female Athlete of the Year; 1999 Tournament MVP; 1999 All-Tournament; 1999 All-SEC, 1999 Player of the Year, 1999 AP All-SEC, 1999 AP SEC Player of the Year

Dana Johnson

1992 All-Freshman, 1994 All-SEC, 1994 All-Tournament, 1995 All-SEC, 1995 All-Tournament

Glory Johnson

2009 SEC All-Freshman; 2009, 2010, 2011, 2012 SEC Academic Honor Roll; 2011, 2012 All-SEC (1st, 1st); 2011, 2012 AP All-SEC (1st, 1st); 2011, 2012 SEC All-Defensive; 2011, 2012 SEC All-Tournament; 2012 SEC Tournament MVP; 2012 SEC Defensive Player of the Year; 2012 SEC Community Service Team

Kara Lawson

2000 All-Freshman, 2000 All-SEC, 2000 AP All-SEC Second Team; 2001 All-SEC, 2001 AP All-SEC Second Team, 2001 Academic, 2001 SEC Good Works Team, 2002 Academic, 2002 All-SEC, 2002 AP All-SEC, 2003 SEC Good Works Team, 2003 Academic, 2003 All-Tournament, 2003 All-SEC, 2003 AP All-SEC

Nikki McCray

1993 Second Team, 1994 Player of the Year, 1994 All-SEC, 1994 All-Tournament, 1995 Player of the Year, 1995 All-SEC, 1995 All-Tournament, 1995 Academic

Candace Parker

2005 Academic All-Freshman; 2006, 2007, 2008 Academic; 2006, 2007, 2008 All-SEC; 2006 (2nd), 2007, 2008 AP All-SEC; 2006 SEC All-Freshman; 2006 Rookie

of the Year; 2006, 2008 All-Tournament (MVP); 2007 Player of the Year; 2007 AP SEC Player of the Year; 2008 SEC Female Athlete of the Year

Semeka Randall

1998 All-Tournament, 1998 Second Team, 1998 All-Freshman, 1999 All-SEC, 1999 AP All-SEC, 2000 All-SEC, 2000 AP Second Team, 2000 Academic All-SEC, 2001 All-SEC Second Team, 2001 Academic All-SEC, 2002 Academic All-SEC

Meighan Simmons

2011 SEC Freshman of the Year; 2011 All-Freshman; 2011, 2013, 2014 AP All-SEC (2nd, 1st, 1st) Team; 2011, 2013, 2014 Coaches All-SEC Team (2nd, 1st, 1st); 2013 Coaches SEC Co-Player of the Year; 2014 AP SEC Player of the Year

Michelle Snow

1999 All-Tournament, 2000 All-SEC Second Team (Coaches), 2000 AP Honorable Mention, 2000 All-Tournament; 2001 All-SEC, 2001 AP All-SEC Second Team, 2002 All-SEC (Second Team), 2002 AP All-SEC (Second Team)

Sidney Spencer

2004 SEC All-Freshman, 2007 All-SEC (2nd); 2007 AP All-SEC (HM), 2004, 2005, 2006, 2007 Academic, 2006 All-Tournament, 2007 SEC Good Works Team

Shekinna Stricklen

2009 SEC All-Freshman; 2009, 2010, 2011, 2012 All-SEC (2nd, 2nd, 1st, 1st); 2010, 2011, 2012 AP All-SEC (2nd, 1st, 1st); 2010, 2011, 2012 SEC All-Tournament; 2011 SEC Tournament MVP; 2011 AP SEC Co-Player of the Year

Shanna Zolman

2003 SEC All-Freshman, 2004, 2005, 2006 All-SEC (2nd, 2nd, 1st), 2006 AP All-SEC (2nd); 2004, 2005, 2006 Academic, 2005 All-Tournament, 2006 SEC Good Works Team

LADY VOL SEC TOURNAMENT RECORDS

INDIVIDUAL RECORDS

MOST FG: 15, Shelia Collins, Ole Miss, 3-3-85, Semifinal, UT 79-71
MOST FGA: 28, Shelia Collins, Ole Miss, 3-3-85, Semifinal, UT 79-71
MOST 3pt FG: 7, Angie Bjorklund, Kentucky, 3-6-11, Championship, UT 90-65
MOST 3pt FGA: 13, Angie Bjorklund, Vanderbilt, 3-6-10, Semifinal, UT 68-49
MOST FT: 15, Shelia Collins, LSU, 2-27-85, First Round, UT 85-78
MOST FTA: 16 (twice), most recently Glory Johnson, Florida, 3-4-11, Second Round, 3-4-11, UT 92-75
MOST REBOUNDS: 18, Dana Johnson, Alabama, 3-6-94, Semifinal, UT 72-56
MOST POINTS: 40, Shelia Collins, Ole Miss, 3-3-85, Semifinal, UT 79-71
MOST ASSISTS: 18, Dawn Marsh, Georgia, 3-6-88, Semifinal, UT 82-76
MOST BLOCKS: 7, Kelley Cain, Alabama, 3-5-09, First Round, UT 68-49
MOST STEALS: 6, Tamika Catchings, Florida, 3-3-00, Second Round, UT 91-79
MOST MINUTES: 43, Kellie Jolly, LSU, 3-1-97, Semifinal, UT 100-99 (OT)

TEAM RECORDS

MOST FG: 45, Florida, 2-8-80, First Round, UT 118-44
MOST FGA: 83, Florida, 2-8-80, First Round, UT 118-44
BEST FG%: 63.1% (36-57), Ole Miss, 2-10-80, Championship, UT 85-71
MOST 3pt FG: 16, Kentucky, 3-6-11, Championship, UT 90-65
MOST 3pt FGA: 22, Florida, 3-7-08, Second Round, UT 92-61
BEST 3pt FG%: 85.7% (6-7), Vanderbilt, 2-28-98, Semifinal, UT 106-45
MOST FT: 34, Alabama, 3-6-94, Semifinal, UT 72-56
MOST FTA: 44, Alabama, 3-6-94, Semifinal, UT 72-56
BEST FT%: 94.4% (17-18), Vanderbilt, 3-7-94, Championship, UT 82-57

MOST REBOUNDS: 63, Florida, 2-8-80, First Round, UT 118-44
MOST FOULS: 28, Kentucky, 3-8-92, Semifinal, UT 94-80
MOST POINTS: 118, Florida, 2-8-80, First Round, UT 118-44
MOST ASSISTS: 29, Kentucky, 2-28-82, Championship, Kentucky 80-74
MOST TURNOVERS: 24, Georgia, 3-4-90, Semifinal, UT 73-54
MOST BLOCKS: 11 (twice), Alabama, 3-5-09, First Round, UT 68-49
MOST STEALS: 20, Florida, 2-8-80, First Round, UT 118-44
FEWEST FG: 17, Alabama, 3-6-94, Semifinal, UT 72-56
FEWEST FGA: 40, Georgia, 2-27-82, Semifinal, UT 55-44
LOWEST FG%: 28.1% (18-64), Mississippi State, 3-4-05, Semifinal, MSU 58-48
FEWEST 3pt FG: 0 (5 times), LSU, 3-17-14, Quarterfinal, UT 77-65
FEWEST 3pt FGA: 0, Alabama, 3-4-89, Second Round, UT 89-61
LOWEST 3pt FG%: 00.0% (5 times), LSU, 3-17-14, Quarterfinal, UT 77-65
FEWEST FT: 6 (3x), most recently S. Carolina, 3-8-15, Final, USC 62-46
FEWEST FTA: 7 (twice), most recently LSU, 3-3-07, Semifinal, LSU 63-54
LOWEST FT%: 50.0% (6-12), S. Carolina, 3-8-15, Final, USC 62-46
FEWEST REBOUNDS: 27, Auburn, 2-9-80, Semifinal, UT 72-61
FEWEST FOULS: 8, Georgia, 3-6-15, Quarterfinal, UT 75-41
FEWEST POINTS: 46, S. Carolina, 3-8-15, Final, USC 62-46
FEWEST ASSISTS: 5, Alabama, 3-4-96, Championship, UT 64-60
FEWEST TURNOVERS: 7, Kentucky, 3-5-88, Second Round, UT 100-66
FEWEST BLOCKS: 0 (5 times)
FEWEST STEALS: 2 (three times), most recently Mississippi, 3-5-10, Second Round, UT 76-51

OPPONENT SEC TOURNAMENT RECORDS

INDIVIDUAL RECORDS

MOST FG: 17, Becky Jackson, Auburn, 3-6-83, Consolation, UT 83-75
MOST FGA: 32, Tan White, Mississippi State, 3-5-04, Second Round, UT 67-57
MOST 3pt FG: 5 (Three times), most recently Victoria Vivians, Mississippi State, 3-5-16, Semifinal, MSU 58-48
MOST 3pt FGA: 12, Kaunda Williams, Alabama, 2-27-99, Semifinal, UT 80-69
MOST FT: 14, Ashley McElhiney, Vanderbilt, 3-3-01, Semifinal, Vanderbilt 77-74
MOST FTA: 16, Ashley McElhiney, Vanderbilt, 3-3-01, Semifinal, Vanderbilt 77-74
MOST REBOUNDS: 20, Sylvia Fowles, LSU, 3-3-07, Semifinal, LSU 63-54
MOST POINTS: 35, Jennifer Gillom, Mississippi, 3-1-86, Second Round, Mississippi 83-78
MOST ASSISTS: 12 (twice), most recently Temeka Johnson, LSU, 3-6-05, Championship, UT 67-65
MOST BLOCKS: 7 (twice), most recently by Sylvia Fowles, LSU, 3-5-06, Championship, UT 63-62
MOST STEALS: 5 (five times), most recently Ebonie Crawford, Florida, 3-6-09, Second Round, UT 71-67
MOST MINUTES: 43, Pietra Gray, Louisiana State, 3-1-97, Semifinal, UT 100-99

TEAM RECORDS

MOST FG: 39, Auburn, 3-6-87, Semifinal, Auburn 102-96
MOST FGA: 77, (3x), most recently Kentucky, 3-6-11, Championship, UT 90-65
BEST FG%: 53.6% (30-56), Vanderbilt, 3-5-05, Semifinal, UT 76-73

MOST 3pt FG: 11, Vanderbilt, 3-5-05, Semifinal, UT 76-73
MOST 3pt FGA: 24, Mississippi State, 3-5-04, Second Round, UT 67-57
BEST 3pt FG%: 100% (2-2) Vanderbilt, 3-2-91, Second Round, UT 62-60
MOST FT: 25, Louisiana State, 3-2-02, Semifinal, LSU, 81-80
MOST FTA: 40, Auburn, 3-6-87, Semifinal, Auburn 102-96
BEST FT%: 100.0% (12-12) Texas A&M, 3-4-16, Quarterfinal, UT 70-60
MOST REBOUNDS: 48, Auburn, 3-7-88, Championship, UT 73-70
MOST FOULS: 32, Alabama, 3-6-94, Semifinal, UT 72-56
MOST POINTS: 102, Auburn, 3-6-87, Semifinal, Auburn 102-96
MOST ASSISTS: 27, Kentucky, 2-28-82, Championship, Kentucky 80-74
MOST TURNOVERS: 36, Alabama, 3-4-89, Second Round, UT 89-61
MOST BLOCKS: 9, Auburn, 3-4-05, Second Round, UT 64-54
MOST STEALS: 13 (twice), most recently South Carolina, 3-2-07, Second Round, UT 81-63
FEWEST FG: 16 (twice), most recently Georgia, 3-6-15, Quarterfinal, UT 75-41
FEWEST FGA: 43, Vanderbilt, 3-3-01, Semifinal, Vanderbilt 77-74
LOWEST FG%: 25.9% (20-77), Florida, 2-8-80, First Round, UT 118-44
FEWEST 3pt FG: 0 (4 times)
FEWEST 3pt FGA: 1, Alabama, 3-4-89, Second Round, UT 89-61
LOWEST 3pt FG%: 00.0% (4 times)
FEWEST FT: 2, Vanderbilt, 3-5-05, Semifinal, UT 76-73

SEC IN THE NCAA TOURNAMENT

NCAA APPEARANCES

SEC	227
ACC	177
Big Ten	155
Big EAST	143
Pac-12	130
Big 12	128
Atlantic 10	86
Sun Belt	54
C-USA	52
MVC	47

NCAA TITLES

SEC	9
Big East	8
Pac-12	4
Big 12	3
American	3
ACC	2
Independents	1
Sun Belt	1
Big Ten	1

NCAA TOURNAMENT WINS

SEC	410
ACC	281
Big East	234
Pac-12	195
Big 12	182
Big Ten	178
Sun Belt	66
Atlantic 10	65
Independents	32


NCAA FINAL FOUR APPEARANCES

SEC	37
Big EAST	22
ACC	19
Pac-12	15
Big Ten	8
Sun Belt	8
Big 12	8
Independents	6
American	4
Colonial	1

SEC YEAR-BY-YEAR NCAA PARTICIPATION

1982: 5	2000: 6
1983: 5	2001: 6
1984: 5	2002: 8
1985: 4	2003: 7
1986: 7	2004: 7
1987: 6	2005: 5
1988: 6	2006: 6
1989: 6	2007: 5
1990: 6	2008: 5
1991: 7	2009: 7
1992: 4	2010: 6
1993: 6	2011: 4
1994: 6	2012: 8
1995: 7	2013: 7
1996: 7	2014: 8
1997: 7	2015: 7
1998: 6	2016: 9
1999: 8	2017: 8

FEWEST FTA: 5 (3x), most recently Georgia, 3-6-15, Quarterfinal, UT 75-41
LOWEST FT%: 33.3% (2-6), Vanderbilt, 3-5-05, UT 76-73
FEWEST REBOUNDS: 22 (three times), most recently Mississippi, 3-5-10, Second Round, UT 76-51
FEWEST FOULS: 10 (twice), Louisiana State, 3-5-06, Championship, UT 63-62
FEWEST POINTS: 41, Georgia, 3-6-15, Quarterfinal, UT 75-41
FEWEST ASSISTS: 4 (twice), Auburn, 3-3-06, Second Round, UT 77-45
FEWEST TURNOVERS: 7 (four times), Texas A&M, 3-8-14, Semifinal, UT 86-77
FEWEST BLOCKS: 0, (11 times)
FEWEST STEALS: 1, LSU, 3-4-12, Championship, UT 70-58



RECORDS

RECORDS

GREAT LADY VOL SCORERS

The Tennessee Lady Vol basketball program has seen 44 of its 177 all-time players (through the 2016-17 season) join the 1,000-point club at UT since the modern era of basketball. Chamique Holdsclaw's career total of 3,025 points sets the basketball standard for men or women at the University of Tennessee.

3,000 CAREER POINTS

1. #23 CHAMIQUE HOLDSCLAW » 3,025 CAREER POINTS
6'2" » FORWARD » ASTORIA, NEW YORK

Table with 20 columns: Year, GP, GS, Min, Avg, FG, FGA, Pct, 3FG3FGA, Pct, FT, FTA, Pct, Off, Def, Tot, Avg, PF, FO, Ast, TO, Blk, Stl, Pts, Avg. Rows include years 95-96, 96-97, 97-98, 98-99 and a TOTAL row.

2,000 CAREER POINTS

2. #30 BRIDGETTE GORDON » 2,462 CAREER POINTS
6'0" » FORWARD » DELAND, FLORIDA

Table with 20 columns: Year, GP, GS, Min, Avg, FG, FGA, Pct, 3FG3FGA, Pct, FT, FTA, Pct, Off, Def, Tot, Avg, PF, FO, Ast, TO, Blk, Stl, Pts, Avg. Rows include years 85-86, 86-87, 87-88, 88-89 and a TOTAL row.

3. #3 CANDACE PARKER » 2,137 CAREER POINTS
6'4" » GUARD/FORWARD/CENTER » NAPERVILLE, ILLINOIS

Table with 20 columns: Year, GP, GS, Min, Avg, FG, FGA, Pct, 3FG3FGA, Pct, FT, FTA, Pct, Off, Def, Tot, Avg, PF, FO, Ast, TO, Blk, Stl, Pts, Avg. Rows include years 05-06, 06-07, 07-08 and a TOTAL row.

4. #24 TAMIKA CATCHINGS » 2,113 CAREER POINTS
6'1" » FORWARD » DUNCANVILLE, TEXAS

Table with 20 columns: Year, GP, GS, Min, Avg, FG, FGA, Pct, 3FG3FGA, Pct, FT, FTA, Pct, Off, Def, Tot, Avg, PF, FO, Ast, TO, Blk, Stl, Pts, Avg. Rows include years 97-98, 98-99, 99-00, 00-01 and a TOTAL row.

5. #10 MEIGHAN SIMMONS » 2,064 CAREER POINTS
5'9" » GUARD » CIBOLO, TEXAS

Table with 20 columns: Year, GP, GS, Min, Avg, FG, FGA, Pct, 3FG3FGA, Pct, FT, FTA, Pct, Off, Def, Tot, Avg, PF, FO, Ast, TO, Blk, Stl, Pts, Avg. Rows include years 10-11, 11-12, 12-13, 13-14 and a TOTAL row.

1,000 CAREER POINTS

6. #20 KARA LAWSON » 1,950 CAREER POINTS
5'8" » GUARD » ALEXANDRIA, VIRGINIA

Table with 20 columns: Year, GP, GS, Min, Avg, FG, FGA, Pct, 3FG3FGA, Pct, FT, FTA, Pct, Off, Def, Tot, Avg, PF, FO, Ast, TO, Blk, Stl, Pts, Avg. Rows include years 99-00, 00-01, 01-02, 02-03 and a TOTAL row.

RECORDS

42.

#13 TABER SPANI » 1,053 CAREER POINTS
6'1" » GUARD/FORWARD » LEE'S SUMMIT, MISSOURI

Year	GP	GS	Min	Avg	FG	FGA	Pct	3FG	3FGA	Pct	FT	FTA	Pct	Off	Def	Tot	Avg	PF	FO	Ast	TO	Blk	Stl	Pts	Avg
09-10	33	16	635	19.2	69	167	.413	26	71	.366	28	37	.757	41	49	90	2.7	40	0	43	41	8	11	192	5.8
10-11	37	26	842	22.8	108	250	.432	35	95	.368	44	55	.800	51	102	153	4.1	44	0	51	51	8	17	295	8.0
11-12	27	15	562	20.8	61	164	.372	34	85	.400	23	30	.767	25	44	69	2.6	21	0	34	39	6	11	179	6.6
12-13	35	26	971	27.7	137	307	.446	48	130	.369	65	76	.855	49	108	157	4.5	47	0	41	46	12	20	387	11.1
TOTAL	132	83	3010	22.8	375	888	.422	143	381	.375	160	198	.808	166	303	469	3.6	152	0	169	177	34	59	1053	8.0

43.

#11 DIAMOND DESHIELDS » 1,018 POINTS AT UT *(overall total of 1,666/transfer from North Carolina)*
6'1" » GUARD » NORCROSS, GEORGIA

Year	GP	GS	Min	Avg	FG	FGA	Pct	3FG	3FGA	Pct	FT	FTA	Pct	Off	Def	Tot	Avg	PF	FO	Ast	TO	Blk	Stl	Pts	Avg		
13-14 (UNC)	36	32	1003	27.9	248	582	.426	48	172	.279	104	134	.776	41	153	194	5.4	88	5	92	122	10	61	648	18.0		
14-15 (UT)	Redshirt																										
15-16 (UT)	36	20	965	26.8	195	499	.391	36	145	.248	88	115	.765	50	136	186	5.2	91	2	82	115	29	58	514	14.3		
16-17 (UT)	29	28	971	33.5	178	421	.423	27	81	.333	121	153	.791	38	148	186	6.4	77	2	110	103	29	41	504	17.4		
TOTAL	101	80	2939	29.1	621	1502	.413	111	398	.279	313	402	.779	129	437	566	5.6	256	9	284	340	68	160	1666	16.5		

44.

#3 MICHELLE MARCINIAK » 1,004 POINTS AT UT *(overall total of 1,385/transfer from Notre Dame)*
5'9" » GUARD » MACUNGIE, PENNSYLVANIA

Year	GP	GS	Min	Avg	FG	FGA	Pct	3FG	3FGA	Pct	FT	FTA	Pct	Off	Def	Tot	Avg	PF	FO	Ast	TO	Blk	Stl	Pts	Avg
92-93 (ND)	31	16	814	26.3	142	357	.398	12	60	.200	85	110	.773	40	66	106	3.4	86	2	85	134	10	63	381	12.3
93-94 (UT)	32	4	567	17.7	66	163	.405	22	67	.328	44	64	.688	18	41	59	1.8	57	0	93	73	5	50	198	6.2
94-95 (UT)	36	36	1050	29.2	131	295	.444	31	102	.304	97	133	.729	24	74	98	2.7	77	2	204	132	4	83	390	10.8
95-96 (UT)	36	36	1123	31.2	151	344	.439	13	64	.203	101	127	.795	23	85	108	3.0	70	2	152	101	11	101	416	11.6
TOTAL	135	92	3554	26.3	490	1159	.423	78	293	.266	327	434	.753	105	266	371	2.7	290	6	534	440	30	297	1385	10.3

SPECIAL CONSIDERATION

Senior transfer All-Americans and Olympians Patricia Roberts and Jill Rankin played for the Lady Vols during their senior year only. Though they didn't or haven't become 1,000-point scorers at UT, their career marks are some of the nation's all-time bests.

#44 PATRICIA ROBERTS » 2,447 CAREER POINTS
6'1" » CENTER » MONROE, GEORGIA » 987 POINTS AT UT/2,457 CAREER

Year	GP	GS	Min	Avg	FG	FGA	Pct	3FG	3FGA	Pct	FT	FTA	Pct	Off	Def	Tot	Avg	PF	FO	Ast	TO	Blk	Stl	Pts	Avg	
73-74 (Emporia State)	22																								373	17.0
74-75 (Emporia State)	21				192	309	.621				55	84	.655			259	12.3								439	20.9
75-76 (Emporia State)	24				305	474	.643				48	89	.652			305	12.7								658	27.4
76-77 (UT)	33				428	662	.646				131	175	.748			467	14.2	97	4	54					987	29.9
TOTAL	100				925	1445	.640				234	348	.672			1031	13.1								2447	24.5

#13 JILL RANKIN » 2,851 CAREER POINTS
6'3" » CENTER » PHILLIPS, TEXAS » 730 POINTS AT UT/2,851 CAREER

Year	GP	GS	Min	Avg	FG	FGA	Pct	3FG	3FGA	Pct	FT	FTA	Pct	Off	Def	Tot	Avg	PF	FO	Ast	TO	Blk	Stl	Pts	Avg		
76-77 (Wayland Baptist)	36				218	368	.592				91	131	.695			257	7.0									527	14.6
77-78 (Wayland Baptist)	38				259	426	.607				76	121	.628			262	6.9									594	15.6
78-79 (Wayland Baptist)	34				410	698	.587				180	234	.769			305	9.0									1000	29.4
79-80 (UT)	38				296	536	.552				138	172	.802			277	7.3	112	2							730	19.2
TOTAL	146				1183	2028	.583				485	658	.737			1101	7.5									2851	19.5

GREAT LADY VOL REBOUNDERS

■ 1,000 CAREER REBOUNDS

1. CHAMIQUE HOLDSCLAW

1,295 CAREER REBOUNDS
(1995-99) » 6-2 » F

YEAR	RBS-AVG
95-96	326-9.1
96-97	367-9.4
97-98	328-8.4
98-99	274-8.1
TOTAL	1295-8.8

2. GLORY JOHNSON

1,218 CAREER REBOUNDS
(2008-12) » 6-3 » F

YEAR	RBS-AVG
08-09	236-7.2
09-10	268-7.7
10-11	359-9.7
11-12	355-9.9
TOTAL	1218-8.6

3. BASHAARA GRAVES

1,044 CAREER REBOUNDS
(2012-16) » 6-2 » F

YEAR	RBS-AVG
12-13	281-8.0
13-14	238-6.8
14-15	252-7.0
15-16	273-8.3
TOTAL	1044-7.5

4. SHEILA FROST

1,043 CAREER REBOUNDS
(1985-89) » 6-4 » C

YEAR	RBS-AVG
85-86	309-9.4
86-87	216-6.4
87-88	269-7.9
88-89	249-6.7
TOTAL	1043-7.6

5. TAMIKA CATCHINGS

1,004 CAREER REBOUNDS
(1997-01) » 6-1 » F

YEAR	RBS-AVG
97-98	313-8.0
99-99	249-7.3
99-00	292-7.9
00-01	150-8.8
TOTAL	1004-7.9

■ 900 CAREER REBOUNDS

6. MARY OSTROWSKI

994 CAREER REBOUNDS
(1980-84) » 6-2 » F/C

YEAR	RBS-AVG
80-81	203-7.0
81-82	273-8.5
82-83	250-7.6
83-84	268-8.6
TOTAL	994-8.0

7. CANDACE PARKER

972 CAREER REBOUNDS
(2005-08) » 6-4 » G/F/C

YEAR	RBS-AVG
05-06	298-8.3
06-07	352-9.8
07-08	322-8.5
TOTAL	972-8.8

8. DEBBIE GROOVER

957 CAREER REBOUNDS
(1977-81) » 6-0 » C

YEAR	RBS-AVG
77-78	173-5.6
78-79	338-8.7
79-80	268-7.1
80-81	178-5.7
TOTAL	957-6.9

9. SHYRA ELY

940 CAREER REBOUNDS
(2001-05) » 6-2 » F

YEAR	RBS-AVG
01-02	177-5.4
02-03	238-6.6
03-04	279-8.0
04-05	246-7.0
TOTAL	940-6.8

10. BRIDGETTE GORDON

915 CAREER REBOUNDS
(1985-89) » 6-0 » F

YEAR	RBS-AVG
85-86	208-6.1
86-87	232-6.8
87-88	224-6.8
88-89	251-7.0
TOTAL	915-6.7

11. NICKY ANOSIKE

914 CAREER REBOUNDS
(2004-08) » 6-4 » F/C

YEAR	RBS-AVG
04-05	214-6.1
05-06	194-5.4
06-07	229-6.2
07-08	277-7.3
TOTAL	914-6.3

12. SHEKINNA STRICKLEN

905 REBOUNDS
(2008-12) » 6-2 » G/F

YEAR	RBS-AVG
08-09	190-5.9
09-10	213-6.1
10-11	270-7.3
11-12	232-6.6
TOTAL	905-6.5

■ 800 CAREER REBOUNDS

13. MICHELLE SNOW

888 CAREER REBOUNDS
(1998-02) » 6-5 » C

YEAR	RBS-AVG
98-99	218-6.4
99-00	232-6.3
00-01	224-6.8
01-02	214-6.5
TOTAL	888-6.5

14. DANA JOHNSON

884 CAREER REBOUNDS
(1991-95) » 6-2 » C

YEAR	RBS-AVG
91-92	172-5.5
92-93	182-5.7
93-94	241-7.3
94-95	289-7.8
TOTAL	884-6.6

15. DAEDRA CHARLES

858 CAREER REBOUNDS
(1988-91) » 6-3 » C

YEAR	RBS-AVG
88-89	249-6.7
89-90	287-8.7
90-91	322-9.2
TOTAL	858-8.2

16. PASHEN THOMPSON

816 CAREER REBOUNDS
(1993-97) » 6-1 » C

YEAR	RBS-AVG
93-94	185-5.6
94-95	131-5.5
95-96	253-7.2
97-98	247-6.5
TOTAL	816-6.3

17. LISA HARRISON

811 CAREER REBOUNDS
(1989-93) » 6-0 » F

YEAR	RBS-AVG
89-90	159-4.8
90-91	191-5.6
91-92	161-5.2
92-93	300-9.4
TOTAL	811-6.2

GENERAL

STAFF

PLAYERS

REVIEW

HISTORY

FACILITIES

NCAA

SEC

RECORDS

MEDIA INFO



TENNESSEE INDIVIDUAL & TEAM RECORDS

INDIVIDUAL RECORDS

SINGLE GAME

Points	51, Patricia Roberts vs. Kentucky (11/13/76)
Field Goals	24, Patricia Roberts vs. Kentucky (11/13/76)
Field Goal Attempts	31, Patricia Roberts vs. Kentucky (11/13/76)
Field Goal Percentage	1.000 (14-14) Gwen Jackson vs. Puerto Rico-Mayaguez (11/29/02)
3-Point Field Goals	8, Ariel Massengale vs. Vanderbilt (3/1/15) 8, Meighan Simmons vs. Lamar (12/1/10) & vs. Virginia (11/28/13)
3-Point Field Goal Attempts	17, Meighan Simmons vs. Virginia (11/28/13)
3-Point Field Goal Percentage	1.000 (6-6), Tasha Butts vs. Vanderbilt (2/15/04) Kara Lawson vs. Vanderbilt (2/27/03)
Free Throws	17, Candace Parker vs. Middle Tennessee (12/13/07) Bridgette Gordon vs. Long Beach State (3/25/89)
Free Throw Attempts	21, Candace Parker vs. Middle Tennessee (12/13/07)
Free Throw Percentage	1.000 (13-13), Gail Dobson vs. Union (3/1/75)
Rebounds	24, Patricia Roberts vs. Anderson (2/19/77)
Assists	18, Dawn Marsh vs. Georgia (3/6/88)
Blocks	12, Kelley Cain vs. LSU (2/22/10)
Steals	11, Michelle Marciniak vs. Kentucky (1/14/96)
Dunks	2, Candace Parker vs. Army (3/19/06)
Triple-Doubles	1, Jordan Reynolds vs. UNCW (12/29/16; 11 pts, 14 rebs, 10 asts) Shekinna Stricklen vs. Oklahoma (1/3/10; 17 pts, 13 rebs, 12 asts) Shelia Collins at Florida State (2/8/85; 18 pts, 10 rebs, 10 stls)

SEASON

Points	987, Patricia Roberts (1976-77)
Scoring Average	29.9, Patricia Roberts (1976-77)
Field Goals	428, Patricia Roberts (1976-77)
Field Goal Attempts	693, Cindy Brogdon (1978-79)
Field Goal Percentage	67.9, Cindy Noble (1979-80)
3-Point Field Goals	103, Shanna Zolman (2005-06)
3-Point Field Goal Attempts	239, Angie Bjorklund (2009-10)
3-Point Field Goal Percentage	.490 (25-51), Dena Head (1990-91)
Free Throws	201, Candace Parker (2007-08)
Free Throw Attempts	288, Candace Parker (2007-08)
Free Throw Percentage	.957 (88-92), Shanna Zolman (2003-04)
Consecutive Free Throws	45, Shanna Zolman (1/29/04-12/12/04) 45, Tiffany Woosley (12/21/92-2/6/93)
Rebounds	467, Patricia Roberts (1976-77)
Rebound Average	14.2, Patricia Roberts (1976-77)
Assists	243, Dawn Marsh (1987-88)
Assist Average	7.1, Dawn Marsh (1987-88)
Blocks	113, Kelley Cain (2009-10)
Steals	141, Holly Warlick (1978-79)
Dunks	4, Candace Parker (2006-07)
Double-Doubles	21, Candace Parker (2006-07)
Triple-Doubles	1, Jordan Reynolds (2016-17) Shekinna Stricklen (2009-10) Shelia Collins (1984-85)

CAREER

Points	3,025, Chamique Holdsclaw (1995-99)
Scoring Average	29.9, Patricia Roberts (1976-77)
Field Goals	1,233, Chamique Holdsclaw (1995-99)
Field Goal Attempts	2,419, Chamique Holdsclaw (1995-99)
Field Goal Percentage	.647, Patricia Roberts (1976-77)
3-Point Field Goals	305, Angie Bjorklund (2007-11)
3-Point Field Goal Attempts	740, Meighan Simmons (2010-14)
3-Point Field Goal Percentage	.425, Shanna Zolman (2002-06)
Free Throws	526, Candace Parker (2005-08)
Free Throw Attempts	796, Glory Johnson (2008-12)
Free Throw Percentage	.916, Shanna Zolman (2002-06)
Rebounds	1,295, Chamique Holdsclaw (1995-99)
Assists	755, Dawn Marsh (1984-88)
Blocks	275, Candace Parker (2005-08)
Steals	373, Alexis Hornbuckle (2004-08)
Dunks	7, Candace Parker (2005-08)
Double-Doubles	57, Chamique Holdsclaw (1995-99)
Triple-Doubles	1, Jordan Reynolds (2016-17) Shekinna Stricklen (2009-10) Shelia Collins (1984-85)

TEAM RECORDS

SINGLE GAME

Points	136 vs. Puerto Rico-Mayaguez (11/29/02)
Field Goals	58 vs. Hawaii Pacific (12/20/85)
Field Goal Attempts	98 vs. Youngstown State (2/9/93)
Field Goal Percentage	.721 vs. Old Dominion (1/4/89)
3-Point Field Goals	16 vs. Kentucky (3/6/11)
3-Point Field Goal Attempts	36 vs. Lamar (12/1/10)

3-Point Field Goal Percentage	.875 (7-8) vs. Notre Dame (1/7/94)
Free Throws	40 vs. Florida (2/3/05)
Free Throw Attempts	53 vs. Long Beach State (12/3/88)
Free Throw Percentage	1.000 (18-18) vs. Alabama (2/19/15)
Rebounds	76 vs. Tennessee State (2/27/88)
Offensive Rebounds	44 vs. Youngstown State (2/9/93)
Defensive Rebounds	46 vs. Stetson (3/19/11)
Assists	41 vs. Hawaii Pacific (12/20/85)
Blocks	15 vs. Kentucky (2/25/10)
Steals	38 vs. Hawaii Pacific (12/20/85)
Fouls	33 vs. Middle Tennessee (11/8/13)
Turnovers	32 vs. Texas (12/11/84)
Fewest Points	44 vs. Notre Dame (1/23/12)
Fewest Field Goals	13 vs. Rutgers (3/29/05)
Fewest Field Goal Attempts	40 vs. Georgia (2/27/82)
Fewest Free Throws	0 vs. Maryland (3/30/15)
Fewest Free Throw Attempts	1 vs. Maryland (3/30/15)

SEASON

Points	3,464 in 1997-98
Scoring Average	88.9 in 1987-88
Field Goals	1,292 in 1978-79
Field Goal Percentage	.517 in 1982-83
3-Point Field Goals	242 in 2010-11
3-Point Field Goal Percentage	.401 in 1990-91
Free Throws	782 in 1997-98
Free Throw Percentage	.759 in 2012-13
Rebounds	1,811 in 1978-79
Rebound Average	46.9 in 1992-93
Assists	715 in 1979-80
Steals	567 in 1997-98
Blocks	238 in 1997-98
Personal Fouls	745 in 1986-87
Turnovers	709 in 1996-97
Wins/Consecutive Wins	39 (1997-98)/46(1997-98)
Losses/Consecutive Losses	14 (2015-16)/3 (1985-86)
Lowest Scoring Avg. Allowed	55.5 in 2006-07

Note — All records are since the 1974-75 season

SEASON HIGHS & LOWS

MOST WINS	39 (39-0), 1997-98
FEWEST	16 (16-8) 1974-75, (16-11), 1975-76
MOST POINTS	3,464, 1997-98
FEWEST	2,233, 1984-85
BEST WON-LOST PERCENTAGE	1.000 (0 (39-0), 1997-98)
WORST	.592 (16-11), 1974-75
MOST CONSECUTIVE WINS	39, 1997-98
MOST POINTS ALLOWED	2,566, 1996-97
FEWEST	1,994, 1980-81
HIGH SCORING AVERAGE	88.9, 1987-88
LOWEST	65.6, 2015-16
BEST DEFENSIVE AVERAGE	55.5, 2006-07
WORST	68.2, 1981-82
MOST GAMES PLAYED	39, 1978-79, 1996-97, 1997-98
FEWEST	24, 1974-75
MOST FG MADE	1,292, 1978-79
FEWEST	837, 2008-09
MOST FG ATTEMPTED	2,679, 1997-98
FEWEST	1,859, 1980-81
BEST FG PERCENTAGE	51.7, 1982-83
LOWEST	40.8, 2015-16
MOST 3FG MADE	242, 2010-11
FEWEST	6, 1988-89
MOST 3FG ATTEMPTED	647, 2007-08
FEWEST	26, 1988-89
BEST 3FG PERCENTAGE	40.1, 1990-91
LOWEST	23.1, 1988-89
MOST FT MADE	782, 1997-98
FEWEST	368, 1976-77
MOST FT ATTEMPTED	1,110, 1997-98
FEWEST	556, 1976-77
BEST FT PERCENTAGE	.759, 2012-13
LOWEST	627, 1985-86
MOST REBOUNDS	1,811, 1978-79
FEWEST	1,233, 1977-78
BEST REBOUND AVERAGE	46.9, 1992-93
LOWEST	38.4, 2006-07
MOST ASSISTS	715, 1979-80
FEWEST	413, 1992-93
MOST BLOCKS	228, 1997-98
FEWEST	73, 1978-79
MOST STEALS	567, 1978-79, 1997-98
FEWEST	197, 2016-17

OPPONENT RECORDS

INDIVIDUAL RECORDS

SINGLE GAME

Points	45, Clarissa Davis, Texas at Knoxville, (12/9/87) Peggy Gillom, Ole Miss at Knoxville, (2/4/78)
Field Goals	21, Peggy Gillom, Ole Miss at Knoxville, (2/4/78)
Field Goals Att.	42, Kim Williams, DePaul at Knoxville, (1/28/97)
Field Goal Pct.	1.000 (10-10), Misty Lamb, Vanderbilt at Knoxville, (2/22/90)
3-Point Field Goals	9, Molly Goodenbour, Stanford at Knoxville, (12/21/92)
3-Point Field Goals Attempted	23, Sheila Ethridge, Louisiana Tech at Ruston, La., (2/5/91)
3-Point Field Goal Percentage	1.000 (5-5), (tied) most recently Mariya Moore, Louisville at Louisville, (3/20/17)
Free Throws	15, (two tied) most recently Chantelle Anderson, Vanderbilt at Knoxville, (2/27/03)
Free Throws Attempted	18, Sha Brooks, Florida at Gainesville, (2/8/09)
Free Throw Percentage	1.000 (15-15), Melissa King, Santa Clara at Santa Clara, Calif., (12/16/91)
Rebounds	21, Linda Street, Memphis State at Martin, Tenn., (3/3/78)
Assists	14, Cathy Bender, Vanderbilt at Lexington, Ky., (2/26/82)
Blocks	11, Anne Donovan, Old Dominion at Knoxville, (2/14/82)
Steals	8, Chantette Hicks, Va. Tech at Blacksburg, Va., (11/27/16) 8, Lindsey Harding, Duke at Durham, N.C. (1/23/06) 8, Ticha Penicheiro, Old Dominion at Cincinnati, Ohio, (3/30/97) 8, Kim Williams, DePaul at Knoxville, (1/28/97) 8, Tamicha Jackson, Louisiana Tech at Knoxville, (11/14/99) 8 Lauren Simms, South Carolina at Columbia, S.C., (1/15/04)

TEAM RECORDS

SINGLE GAME

Points	102, Auburn at Albany, Ga. (3/6/87) and Louisiana Tech at Greensboro, N.C., (3/23/79)
Field Goals	44, Louisiana Tech at Greensboro, N.C., (3/23/79)
Field Goal Attempts	99, Troy at Knoxville, (12/21/16)
Field Goal Percentage	.709 (44-62) Louisiana Tech at Greensboro, N.C., (3/23/79)
3-Point Field Goals	14, Syracuse at Sioux Falls, S.D., (3/27/06)
3-Point Field Goal Attempts	36, Missouri at Knoxville, (1/10/13)
3-Point Field Goal Pct.	.833 (5-6), Rutgers at Piscataway, N.J., (1/17/94)
Free Throws	31, (tied three times) most recently Oklahoma at Knoxville, (11/10/02)
Free Throw Attempts	45, Oklahoma at Knoxville, (11/10/02)
Free Throw Pct.	1.000 (20-20) Louisiana State at Knoxville, (2/13/88)
Rebounds	57, North Carolina at Knoxville, (12/2/07)
Assists	29, Louisiana Tech at Greensboro, N.C., (3/23/79)
Turnovers	50, Hawaii Pacific at Honolulu, Hawaii, (12/20/85)
Blocks	13, Baylor at Memphis, Tenn. (3/27/10)
Steals	20, Florida at Knoxville, Tenn. (2/26/06) 20, Georgia at Athens, Ga., (2/19/84)

TENNESSEE IN OVERTIME GAMES

All Games (49): 30-19 (.612)

H: (6-5), **A:** (13-10), **N:** (11-4)

Regular Season (41): 24-17 (.585)

H: (5-5), **A:** (13-10), **N:** (6-2)

SEC Tournament (2): 1-1 (1.000)

H: (0-0), **A:** (0-0), **N:** (1-1)

NCAA Tournament (6): 5-1 (.833)

H: (1-0), **A:** (0-0), **N:** (4-1)

Tenn. Tech 89, Tennessee 84	H	2/6/76
UNC Greensboro 81, Tennessee 79	N	2/13/76
Tennessee 71, Memphis St 69	N	3/6/76
Tennessee 82, Tenn. Tech 81	A	1/18/78
Tennessee 92, Kentucky 90	A	1/28/78
LSU 85, Tennessee 80	A	1/24/79
Tennessee 91, Kentucky 83	A	2/2/80
Tennessee 73, Georgia 68	N	12/17/80
Tennessee 93, Maryland 91	A	1/15/81
Ohio State 83, Tennessee 82	N	12/17/81(20T)
§ Tennessee 91, So. Cal 90	H	3/21/82
Old Dominion 78, Tennessee 72	H	11/30/82
§ Tennessee 90, Mississippi 83	N	3/25/83(30T)
Kentucky 76, Tennessee 72	H	1/23/85
Tennessee 62, La. Tech 61	N	11/27/88
§ Virginia 79, Tennessee 75	N	3/24/90
Tennessee 71, Florida 70	A	1/16/91
§ Tennessee 70, Virginia 67	N	3/31/91
Stanford 96, Tennessee 95	A	12/14/91
Mississippi 80, Tennessee 78	A	1/18/92
Tennessee 74, Stanford 73	N	12/6/92
Tennessee 86, Colorado 82	H	12/20/93
Tennessee 95, Kentucky 89	A	2/18/94
Tennessee 79, S. Carolina 73	A	2/15/96
Tennessee 72, Auburn 67	H	2/18/96
§ Tennessee 88, Connecticut 83	N	3/29/96
Georgia 94, Tennessee 93	H	12/8/96

Tennessee 68, Texas 65	H	12/21/96
Tennessee 92, Vanderbilt 79	A	1/19/97
# Tennessee 100, LSU 99	N	3/1/97
Connecticut 63, Tennessee 62	A	1/4/03
Tennessee 70, Stanford 66	A	12/14/03
Tennessee 96, DePaul 89	A	12/17/03
Tennessee 68, Auburn 61	H	2/1/04
# Georgia 68, Tennessee 66	N	3/6/04
Tennessee 91, Florida 82	H	2/3/05
Florida 95, Tennessee 93	H	2/26/06
Tennessee 75, Arkansas 68	A	2/22/07
Stanford 73, Tennessee 69	A	12/22/07
Tennessee 79, Stanford 69	H	12/21/08
Tennessee 82, Stanford 72	H	12/19/10
Virginia 69, Tennessee 64	A	11/20/11
Arkansas 72, Tennessee 71	H	2/23/12
Tennessee 88, Mid. Tennessee 81	H	11/28/12
Tennessee 78, Florida 75	A	1/13/13
§ Tennessee 73, Gonzaga 69	N	3/28/15
Mississippi St. 65, Tennessee 63	A	1/28/16
Texas A&M 76, Tennessee 71	A	2/7/16
Georgia 81, Tennessee 78	A	2/5/17 (20T)

§ - NCAA Tournament game

- SEC Tournament game



Cierra Burdick scored 22 points and had 15 rebounds to lead Tennessee on a 17-point comeback over Gonzaga to win 73-69 in overtime in the Sweet 16 of the 2015 NCAA Tournament.

GENERAL

STAFF

PLAYERS

REVIEW

HISTORY

FACILITIES

NCAA

SEC

RECORDS

MEDIA INFO



SCORING RECORDS

TEAM RECORDS

MOST POINTS SCORED

Game:	136	at Puerto Rico-Mayaguez	11/29/02
Season:	3,464	1997-98	39 games

HIGHEST SCORING AVERAGE

Season:	88.9	1987-88	3,021 in 34 games
----------------	------	---------	-------------------

INDIVIDUAL RECORDS

MOST POINTS SCORED

Game:	51	Patricia Roberts	vs. Kentucky	11/13/76
Season:	987	Patricia Roberts	1976-77	33 games
Career:	3,025	Chamique Holdsclaw	1995-99	148 games

HIGHEST SCORING AVERAGE

Season:	29.9	Patricia Roberts	1976-77	987/33 games
Career:	29.9	Patricia Roberts	1976-77	987/33 games

CAREER LEADERS

POINTS SCORED

Pts.	Player	Seasons
1. 3,025	Chamique Holdsclaw	1995-99
2. 2,462	Bridgette Gordon	1985-89
3. 2,137	Candace Parker	2005-08
4. 2,113	Tamika Catchings	1997-01
5. 2,064	Meighan Simmons	2010-14
6. 1,950	Kara Lawson	1999-03
7. 1,915	Semeka Randall	1997-01
8. 1,882	Shekinna Stricklen	2008-12
9. 1,790	Sheila Frost	1985-89
10. 1,771	Tanya Haave	1980-84

POINTS PER GAME

PPG	Player	Seasons
1. 29.9	Patricia Roberts	1976-77
2. 20.8	Cindy Brogdon	1977-79
3. 20.4	Chamique Holdsclaw	1995-99
4. 19.4	Candace Parker	2005-08
5. 19.2	Jill Rankin	1979-80
6. 18.0	Bridgette Gordon	1985-89
7. 16.6	Tamika Catchings	1997-01
8. 15.7	Diamond DeShields	2015-17
9. 15.2	Cindy Noble	1978-81
10. 14.4	Meighan Simmons	2010-14

SEASON LEADERS

POINTS SCORED

Pts.	Player	Season
1. 987	Patricia Roberts	1976-77
2. 915	Chamique Holdsclaw	1997-98
3. 809	Candace Parker	2007-08
4. 803	Chamique Holdsclaw	1996-97
5. 784	Cindy Brogdon	1978-79
6. 735	Bridgette Gordon	1988-89
7. 730	Jill Rankin	1979-80
8. 724	Chamique Holdsclaw	1998-99
9. 711	Tamika Catchings	1997-98
10. 706	Candace Parker	2006-07

BY CLASS

Freshman:	711	Tamika Catchings	1997-98
Sophomore:	803	Chamique Holdsclaw	1996-97
Junior:	915	Chamique Holdsclaw	1997-98
Senior:	987	Patricia Roberts	1976-77

POINTS PER GAME

PPG	Player	Season
1. 29.9	Patricia Roberts	1976-77
2. 23.5	Chamique Holdsclaw	1997-98
3. 21.7	Cindy Brogdon	1977-78
4. 21.3	Candace Parker	2007-08
21.3	Chamique Holdsclaw	1998-99
6. 20.8	Bridgette Gordon	1987-88
7. 20.6	Chamique Holdsclaw	1996-97
8. 20.4	Bridgette Gordon	1988-89
9. 20.1	Cindy Brogdon	1978-79
10. 19.6	Candace Parker	2006-07

SINGLE GAME LEADERS

Pts.	Player	Date	Opponent
1. 51	Patricia Roberts	11/13/76	Kentucky
2. 43	Tanya Haave	12/11/82	at Stephen F. Austin
43	Patricia Roberts	1/24/77	East Tennessee State
4. 40	Shelia Collins	3/3/85	at Mississippi
40	Patricia Roberts	3/26/77	Immaculata
6. 39	Chamique Holdsclaw	3/15/99	Boston College
39	Chamique Holdsclaw	2/14/98	Auburn
39	Gail Dobson	3/1/75	Union (Tenn.)
9. 38	Tamika Catchings	2/26/99	Florida
38	Patricia Roberts	1/6/77	Marshall

YEAR-BY-YEAR LEADERS

Year	Leader	G	Pts.-Avg.
1975-76	Sue Thomas	14	250-17.8
1976-77	Patricia Roberts	33	987-29.9
1977-78	Cindy Brogdon	31	674-21.7
1978-79	Cindy Brogdon	39	784-20.1
1979-80	Jill Rankin	38	730-19.2
1980-81	Cindy Noble	31	450-14.5
1981-82	Mary Ostrowski	32	458-14.3
1982-83	Tanya Haave	33	614-18.6
1983-84	Mary Ostrowski	31	493-15.9
1984-85	Shelia Collins	31	563-18.2
1985-86	Bridgette Gordon	34	481-14.1
1986-87	Bridgette Gordon	34	559-16.4
1987-88	Bridgette Gordon	33	687-20.8
1988-89	Bridgette Gordon	36	735-20.4
1989-90	Daedra Charles	33	525-15.9
1990-91	Daedra Charles	35	607-17.3
1991-92	Peggy Evans	31	458-14.8
1992-93	Lisa Harrison	32	447-14.0
1993-94	Nikki McCray	33	537-16.3
1994-95	Dana Johnson	37	577-15.6
1995-96	Chamique Holdsclaw	36	583-16.2
1996-97	Chamique Holdsclaw	39	803-20.6
1997-98	Chamique Holdsclaw	39	915-23.5
1998-99	Chamique Holdsclaw	34	724-21.3
1999-00	Tamika Catchings	37	580-15.7
2000-01	Tamika Catchings	17	259-15.2
2001-02	Kara Lawson	34	512-15.1
2002-03	Gwen Jackson	38	612-16.1
2003-04	Shyra Ely	35	508-14.5
2004-05	Shyra Ely	35	503-14.4
2005-06	Candace Parker	36	622-17.3
2006-07	Candace Parker	36	706-19.6
2007-08	Candace Parker	38	809-21.3
2008-09	Shekinna Stricklen	32	424-13.3
2009-10	Angie Bjorklund	35	487-13.9
2010-11	Meighan Simmons	37	500-13.5
2011-12	Shekinna Stricklen	35	539-15.4
2012-13	Meighan Simmons	35	589-16.8
2013-14	Meighan Simmons	35	577-16.5
2014-15	Isabelle Harrison	21	256-12.2
2015-16	Diamond DeShields	36	514-14.3
2016-17	Diamond DeShields	29	504-17.4

FIELD GOAL RECORDS

TEAM RECORDS

MOST FIELD GOALS MADE

Game:	58	at Hawaii Pacific	12/20/85
Season:	1,292	1978-79	39 games

HIGHEST FIELD GOAL PERCENTAGE

Season:	.517	1982-83	1,051-2,034
----------------	------	---------	-------------

INDIVIDUAL RECORDS

MOST FIELD GOALS MADE

Game:	24	Patricia Roberts	vs. Kentucky	11/13/76
Season:	428	Patricia Roberts	1976-77	33 games
Career:	1,233	Chamique Holdsclaw	1995-99	148 games

HIGHEST FIELD GOALS PERCENTAGE

Season:	.679	Cindy Noble	1979-80	266-392
Career:	.647	Patricia Roberts	1976-77	428-662

CAREER LEADERS

FIELD GOALS MADE

FGM	Player	Seasons
1. 1,233	Chamique Holdsclaw	1995-99
2. 1,017	Bridgette Gordon	1985-89
3. 797	Candace Parker	2005-08
4. 760	Tamika Catchings	1997-01
5. 754	Sheila Frost	1985-89
6. 746	Meighan Simmons	2010-14
	Tanya Haave	1980-84
8. 731	Semeka Randall	1997-01
9. 692	Shekinna Stricklen	2008-12
10. 687	Mary Ostrowski	1980-84

FIELD GOAL PERCENTAGE

FG%	Player	Seasons
1. .647	Patricia Roberts (428-662)	1976-77
2. .625	Cindy Noble (614-982)	1978-81
3. .606	Kelley Cain (343-566)	2008-11
4. .591	Sheila Frost (754-1,276)	1985-89
5. .564 Mercedes Russell (440-780) 2013-		
6. .561	Jerilynn Harper (152-271)	1978-79
7. .553	Michelle Snow (585-1,057)	1998-02
8. .552	Jill Rankin (296-536)	1979-80
9. .552	Daedra Charles (594-1,077)	1988-91
10. .549	Dana Johnson (622-1,132)	1991-95
11. .540	Mary Ostrowski (687-1,272)	1980-84

SINGLE SEASON LEADERS

FIELD GOALS MADE

FGM	Player	Season
1. 428	Patricia Roberts	1976-77
2. 370	Chamique Holdsclaw	1997-98
3. 344	Cindy Brogdon	1978-79
4. 332	Chamique Holdsclaw	1996-97
5. 300	Candace Parker	2007-08
	Bridgette Gordon	1988-89
7. 296	Jill Rankin	1979-80
8. 294	Chamique Holdsclaw	1998-99
9. 289	Bridgette Gordon	1987-88
10. 286	Cindy Brogdon	1977-78

BY CLASS

Freshman:	253	Tamika Catchings	1997-98
Sophomore:	332	Chamique Holdsclaw	1996-97
Junior:	370	Chamique Holdsclaw	1997-98
Senior:	428	Patricia Roberts	1976-77

FIELD GOAL PERCENTAGE (MIN. 250 ATTEMPTS)

FG%	Player	Season
1. .679	Cindy Noble (266-392)	1979-80
2. .647	Patricia Roberts (428-662)	1976-77
3. .615	Sheila Frost (208-338)	1987-88
4. .614	Dana Johnson (215-350)	1994-95
5. .597	Cindy Noble (178-298)	1980-81
6. .590	Sheila Frost (161-273)	1986-87
7. .586	Mary Ostrowski (190-324)	1982-83
8. .582	Cindy Noble (170-292)	1978-79
9. .580	Sheila Frost (181-312)	1985-86
10. .578	Sheila Frost (204-353)	1988-89

SINGLE GAME LEADERS

FIELD GOALS MADE

FGM	Player	Date	Opponent
1. 24	Patricia Roberts	11/13/76	Kentucky
2. 19	Patricia Roberts	1/24/77	East Tennessee State
3. 18	Patricia Roberts	3/24/77	vs. Kansas State
	Patricia Roberts	1/6/77	Marshall
5. 17	Tanya Haave	12/11/82	at Steven F. Austin
	Sue Thomas	1/14/76	at Western Carolina
7. 16	Sheila Frost	1/17/88	Vanderbilt
	Tanya Haave	2/9/83	at Kentucky
	Patricia Roberts	3/3/77	Middle Tenn. State
	Patricia Roberts	1/14/77	at Western Carolina

YEAR-BY-YEAR LEADERS (BY PCT.)

Year	Leader	G	FGM-FGA	FG%
1975-76	Marcia Garner	12	36-66	.545
1976-77	Patricia Roberts	33	428-662	.646
1977-78	Suzanne Barbre	31	209-414	.504
1978-79	Cindy Noble	34	170-292	.582
1979-80	Cindy Noble	38	266-392	.678
1980-81	Cindy Noble	31	178-298	.597
1981-82	Paula Towns	31	184-321	.573
1982-83	Lynne Collins	30	79-130	.608
1983-84	Mary Ostrowski	31	194-376	.516
1984-85	Lisa Webb	16	79-156	.506
1985-86	Sheila Frost	33	181-312	.580
1986-87	Sheila Frost	34	161-273	.590
1987-88	Sheila Frost	34	208-338	.615
1988-89	Kelli Casteel	31	44-63	.698
1989-90	Daedra Charles	33	212-385	.551
1990-91	Daedra Charles	35	243-434	.560
1991-92	Peggy Evans	31	186-350	.531
1992-93	Dana Johnson	32	143-268	.534
1993-94	Dana Johnson	33	173-317	.546
1994-95	Dana Johnson	37	215-350	.614
1995-96	Pashen Thompson	35	106-201	.527
1996-97	Tiffani Johnson	38	143-269	.532
1997-98	Teresa Geter	39	98-179	.547
1998-99	Michelle Snow	34	117-195	.600
1999-00	Michelle Snow	37	181-326	.555
2000-01	Michelle Snow	33	143-250	.572
2001-02	Michelle Muñoz	27	36-62	.581
2002-03	Courtney McDaniel	36	57-96	.594
2003-04	Ashley Robinson	35	120-247	.486
2004-05	Tye'sha Fluker	33	101-219	.461
2005-06	Sybil Dosty	35	40-65	.615
2006-07	Candace Parker	36	267-505	.529
2007-08	Vicki Baugh	38	79-143	.552
2008-09	Kelley Cain	27	97-157	.618
2009-10	Kelley Cain	33	148-244	.607
2010-11	Kelley Cain	32	98-165	.594
2011-12	Vicki Baugh	35	105-182	.577
2012-13	Bashaara Graves	35	165-316	.522
2013-14 Mercedes Russell	35	93-156	.596	
2014-15	Nia Moore	36	75-133	.564
2015-16 Mercedes Russell	36	148-270	.548	
2016-17 Mercedes Russell	32	199-354	.562	

GENERAL

STAFF

PLAYERS

REVIEW

HISTORY

FACILITIES

NCAA

SEC

RECORDS

MEDIA INFO



RECORDS

THREE-POINT FIELD GOAL RECORDS

TEAM RECORDS

MOST 3-POINT FIELD GOALS MADE

Game:	16	vs. Kentucky	3/6/11
Season:	242	2010-11	37 games

HIGHEST 3-POINT FIELD GOAL PERCENTAGE

Season:	.401	1990-91	118-294
----------------	------	---------	---------

INDIVIDUAL RECORDS

MOST 3-POINT FIELD GOALS MADE

Game:	8	Ariel Massengale	Vanderbilt	3/1/15
		Meighan Simmons	Virginia	11/28/13
			Lamar	12/1/10
Season:	103	Shanna Zolman	2005-06	102-239
Career:	305	Angie Bjorklund	2007-11	305-738

HIGHEST 3-POINT FIELD GOAL PERCENTAGE

Season:	.490	Dena Head	1990-91	25-51
Career:	.425	Shanna Zolman	2002-06	266-626

CAREER LEADERS

3-POINT FIELD GOALS MADE

3PM	Player	Seasons
1. 305	Angie Bjorklund	2007-11
2. 266	Shanna Zolman	2002-06
3. 256	Kara Lawson	1999-03
4. 255	Meighan Simmons	2010-14
5. 164	Ariel Massengale	2011-15
6. 163	Shekinna Stricklen	2008-12
7. 161	Brittany Jackson	2001-05
8. 147	Shannon Bobbitt	2006-08
9. 143	Taber Spani	2009-13
10. 133	Sidney Spencer	2003-07

3-POINT FIELD GOAL PERCENTAGE

3P%	Player	Seasons
1. .425	Shanna Zolman (266-626)	2002-06
2. .415	Kara Lawson (256-617)	1999-03
3. .413	Angie Bjorklund (305-738)	2007-11
4. .412	April McDivitt (101-245)	1999-02
5. .406	Shannon Bobbitt (147-362)	2006-08
6. .396	Sidney Spencer (133-336)	2003-07
7. .393	Gwen Jackson (55-140)	1999-03
8. .391	Tiffany Woosley (132-338)	1991-95
9. .375	Taber Spani (143-381)	2009-13
10. .364	Kellie Jolly (99-272)	1995-99

SINGLE SEASON LEADERS

3-POINT FIELD GOALS MADE

3PM	Player	Season
1. 103	Shanna Zolman	2005-06
2. 102	Angie Bjorklund	2009-10
3. 79	Kara Lawson	1999-2000
4. 78	Shannon Bobbitt	2007-08
5. 77	Kara Lawson	2002-03
6. 74	Ariel Massengale	2014-15
7. 73	Angie Bjorklund	2010-11
8. 72	Meighan Simmons	2013-14
9. 69	Meighan Simmons	2012-13
69	Shannon Bobbitt	2006-07

BY CLASS

Freshman:	79	Kara Lawson	1999-00
Sophomore:	62	Angie Bjorklund	2008-09
		Kara Lawson	2000-01
Junior:	102	Angie Bjorklund	2009-10
Senior:	103	Shanna Zolman	2005-06

3-POINT FIELD GOAL PERCENTAGE

3P%	Player	Season
1. .490	Dena Head (25-51)	1990-91
2. .455	Tiffany Woosley (46-101)	1993-94
3. .451	Angie Bjorklund (73-162)	2010-11
4. .450	Kara Lawson (77-171)	2002-03
5. .436	Shanna Zolman (68-156)	2004-05
6. .436	Kara Lawson (79-181)	1999-2000
7. .434	Sidney Spencer (53-122)	2005-06
8. .433	Shanna Zolman (103-238)	2005-06
9. .427	Angie Bjorklund (102-239)	2009-10
10. .426	Shanna Zolman (58-136)	2003-04

SINGLE GAME LEADERS

3PM	Player	Date	Opponent
1. 8	Ariel Massengale	3/1/15	Vanderbilt
8	Meighan Simmons	11/28/13	vs. Virginia
8	Meighan Simmons	12/1/11	Lamar
4. 7	Alexa Middleton	12/21/16	Troy
7	Angie Bjorklund	3/6/11	Kentucky
7	Angie Bjorklund	1/24/08	Arkansas
7	Angie Bjorklund	1/5/08	Notre Dame
7	Angie Bjorklund	12/16/07	Gonzaga
7	Shanna Zolman	2/19/06	at Alabama
9. 6	Alexa Middleton	11/13/16	Navy
6	Ariel Massengale	11/21/14	Winthrop
6	Angie Bjorklund	2/14/10	Florida
6	Angie Bjorklund	1/28/10	Auburn
6	Angie Bjorklund	3/6/09	Florida
6	Angie Bjorklund	12/18/08	at Old Dominion
6	Shannon Bobbitt	11/15/07	Oklahoma
6	Shannon Bobbitt	1/28/07	at Alabama
6	Tasha Butts	2/15/04	at Vanderbilt
6	Kara Lawson	3/08/03	Mississippi State
6	Kara Lawson	2/27/03	Vanderbilt
6	Kara Lawson	1/12/03	Auburn
6	Kara Lawson	12/21/02	at Texas
6	Kara Lawson	1/30/00	Kentucky
6	Abby Conklin	12/18/96	at Texas Tech

YEAR-BY-YEAR LEADERS (BY PCT.)

Year	Leader	G	3FG%
1988-89	Bridgette Gordon	2-6	.333
1989-90	Jody Adams	27-82	.329
1990-91	Dena Head	25-51	.490
1991-92	Tiffany Woosley	28-69	.406
1992-93	Nikki Caldwell	35-101	.347
1993-94	Tiffany Woosley	46-101	.455
1994-95	Michelle Marciniak	31-102	.304
1995-96	Abby Conklin	38-90	.422
1996-97	Abby Conklin	49-128	.383
1997-98	Kellie Jolly	36-86	.419
1998-99	Kristen Clement	25-65	.385
1999-00	Kara Lawson	79-181	.436
2000-01	Kara Lawson	62-150	.413
2001-02	April McDivitt	29-72	.403
2002-03	Kara Lawson	77-171	.450
2003-04	Shanna Zolman	58-136	.426
2004-05	Shanna Zolman	68-156	.436
2005-06	Sidney Spencer	53-122	.434
2006-07	Shannon Bobbitt	69-167	.413
2007-08	Alexis Hornbuckle	39-92	.424
2008-09	Angie Bjorklund	62-152	.408
2009-10	Angie Bjorklund	102-239	.427
2010-11	Angie Bjorklund	73-162	.451
2011-12	Taber Spani	34-85	.400
2012-13	Taber Spani	48-130	.369
2013-14	Andraya Carter	28-71	.394
2014-15	Ariel Massengale	74-202	.366
2015-16	Kortney Dunbar	25-75	.333
2016-17	Alexa Middleton	42-108	.389

FREE THROW RECORDS

TEAM RECORDS

MOST FREE THROWS MADE

Game:	40	at Florida	2/3/05
Season:	782	1997-98	32 games

HIGHEST FREE THROW PERCENTAGE

Season:	.759	2012-13	525-692
----------------	------	---------	---------

INDIVIDUAL RECORDS

MOST FREE THROWS MADE

Game:	17	Candace Parker	vs. MTSU	12/13/07
	17	Bridgette Gordon	vs. Long Beach St	3/25/89
Season:	201	Candace Parker	2007-08	201-288
Career:	526	Candace Parker	2004-08	526-738

HIGHEST FREE THROW PERCENTAGE

Season:	.957	Shanna Zolman	2003-04	88-92
Career:	.916	Shanna Zolman	2002-06	306-344

CAREER LEADERS

FREE THROWS MADE

FTM	Player	Seasons
1. 526	Candace Parker	2005-08
2. 523	Chamique Holdsclaw	1995-99
3. 493	Glory Johnson	2008-12
4. 471	Tamika Catchings	1997-01
5. 439	Semeka Randall	1997-01
6. 423	Bridgette Gordon	1985-89
7. 405	Bashaara Graves	2012-16
8. 381	Nicky Anosike	2004-08
9. 377	Dana Johnson	1991-95
10. 371	Tonya Edwards	1986-90

FREE THROW PERCENTAGE (MIN. 150 ATT.)

FT%	Player	Seasons
1. .916	Shanna Zolman (306-334)	2002-06
2. .853	Sidney Spencer (163-191)	2003-07
3. .847	Kara Lawson (344-406)	1999-03
4. .839	Cindy Brogdon (198-236)	1977-79
5. .831	Jaime Nared (260-313)	2014-
6. .816	Tiffany Woosley (284-348)	1991-95
	.816 Tanya Haave (279-342)	1980-84
8. .812	Ariel Massengale (277-341)	2011-15
9. .808	Taber Spani (160-198)	2009-13
10. .802	Jill Rankin (138-172)	1979-80
11. .797	Jody Adams (141-177)	1989-93

SINGLE SEASON LEADERS

FREE THROWS MADE

FTM	Player	Season
1. 201	Candace Parker	2007-08
2. 166	Candace Parker	2006-07
	166 Chamique Holdsclaw	1997-98
4. 165	Tamika Catchings	1997-98
5. 159	Candace Parker	2005-06
6. 155	Semeka Randall	1997-98
7. 147	Dana Johnson	1994-95
8. 145	Cindy Noble	1979-80
9. 141	Jaime Nared	2016-17
10. 138	Jill Rankin	1979-80
	138 Glory Johnson	2011-12

BY CLASS

Freshman:	165	Tamika Catchings	1997-98
Sophomore:	166	Candace Parker	2006-07
Junior:	201	Candace Parker	2007-08
Senior:	147	Dana Johnson	1994-95

FREE THROW PERCENTAGE (MIN. 50 ATTEMPTS)

FT%	Player	Season
1. .957	Shanna Zolman (88-92)	2003-04
2. .944	Shanna Zolman (85-90)	2005-06
3. .900	Sidney Spencer (54-60)	2006-07
4. .892	Shanna Zolman (58-65)	2002-03
5. .884	Kara Lawson (99-112)	2002-03
6. .880	Tiffany Woosley (110-125)	1993-94
7. .879	Latina Davis (51-58)	1993-94
8. .876	Jaime Nared (141-161)	2016-17
9. .864	Cindy Brogdon (102-118)	1977-78
10. .862	Shanna Zolman (75-87)	2004-05

SINGLE GAME LEADERS

FREE THROWS MADE

FTM	Player	Date	Opponent
1. 17	Candace Parker	12/13/07	Middle Tennessee
17	Bridgette Gordon	3/25/89	Long Beach State
3. 16	Shelia Collins	1/25/85	at Old Dominion
4. 15	Chamique Holdsclaw	2/12/98	at Memphis
15	Shelia Collins	2/27/85	LSU
6. 14	Shelia Collins	3/25/84	Georgia
7. 13	Diamond DeShields	1/8/17	Mississippi State
13	Chamique Holdsclaw	3/23/98	North Carolina
13	Tonya Edwards	3/24/90	Virginia
13	Bridgette Gordon	3/6/89	Auburn
13	Gail Dobson	3/1/75	Union (Tenn.)
13	Gail Dobson	2/14/75	Appalachian State

YEAR-BY-YEAR LEADERS (BY PCT./MIN. 50 ATT.)

Year	Leader	G	FTM-FTA	FT%
1975-76	Lisa McGill	14	37-56	.660
1976-77	Patricia Roberts	33	131-175	.748
1977-78	Cindy Brogdon	31	102-118	.864
1978-79	Debbie Groover	39	111-134	.820
1979-80	Jill Rankin	38	138-172	.802
1980-81	Mary Ostrowski	29	84-115	.730
1981-82	Tanya Haave	32	52-63	.825
1982-83	Tanya Haave	33	110-131	.840
1983-84	Tanya Haave	33	88-113	.779
1984-85	Dawn Marsh	32	71-83	.855
1985-86	Dawn Marsh	34	43-63	.683
1986-87	Tonya Edwards	34	89-114	.781
1987-88	Dawn Marsh	34	52-61	.852
1988-89	Tonya Edwards	20	59-74	.797
1989-90	Jody Adams	33	54-65	.831
1990-91	Jody Adams	35	60-78	.769
1991-92	Tiffany Woosley	31	73-92	.793
1992-93	Tiffany Woosley	32	86-104	.827
1993-94	Tiffany Woosley	33	110-125	.880
1994-95	Pashen Thompson	24	52-62	.839
1995-96	Michelle Marciniak	36	101-127	.795
1996-97	Laurie Milligan	22	59-68	.868
1997-98	Kellie Jolly	39	59-70	.843
1998-99	Tamika Catchings	34	134-173	.775
1999-00	Kara Lawson	37	89-109	.817
2000-01	Kara Lawson	34	60-70	.857
2001-02	Kara Lawson	34	96-115	.835
2002-03	Shanna Zolman	38	58-65	.892
2003-04	Shanna Zolman	35	88-92	.957
2004-05	Shanna Zolman	35	75-87	.862
2005-06	Shanna Zolman	36	85-90	.944
2006-07	Sidney Spencer	37	54-60	.900
2007-08	Shannon Bobbitt	38	51-63	.810
2008-09	Shekinna Stricklen	32	86-113	.761
2009-10	Shekinna Stricklen	35	84-102	.824
2010-11	Taber Spani	37	44-55	.800
2011-12	Ariel Massengale	33	66-85	.776
2012-13	Taber Spani	35	65-76	.855
2013-14	Ariel Massengale	19	67-80	.838
2014-15	Ariel Massengale	35	74-86	.860
2015-16	Andraya Carter	34	40-50	.800
2016-17	Jaime Nared	32	141-161	.876

GENERAL

STAFF

PLAYERS

REVIEW

HISTORY

FACILITIES

NCAA

SEC

RECORDS

MEDIA INFO



REBOUNING RECORDS

TEAM RECORDS

MOST REBOUNDS

Game:	76	vs. Tennessee State	2/27/88
Season:	1,811	1978-79	39 games

MOST REBOUNDS PER GAME

Season:	46.9	1992-93	1,501 in 32 games
----------------	------	---------	-------------------

INDIVIDUAL RECORDS

MOST REBOUNDS

Game:	24	Patricia Roberts	vs. Anderson J.C.	2/19/77
Season:	467	Patricia Roberts	1996-97	33 games
Career:	1,295	Chamique Holdsclaw	1995-99	148 games

MOST REBOUNDS PER GAME

Season:	14.2	Patricia Roberts	1976-77	467 in 33 games
Career:	14.2	Patricia Roberts	1976-77	467 in 33 games

CAREER LEADERS

TOTAL REBOUNDS

Reb.	Player	Seasons
1. 1,295	Chamique Holdsclaw	1995-99
2. 1,218	Glory Johnson	2008-12
3. 1,044	Bashaara Graves	2012-16
4. 1,043	Sheila Frost	1985-89
5. 1,004	Tamika Catchings	1997-01
6. 994	Mary Ostrowski	1980-84
7. 972	Candace Parker	2005-08
8. 957	Debbie Groover	1977-81
9. 940	Shyra Ely	2001-05
10. 915	Bridgette Gordon	1985-89

REBOUNDS PER GAME

RPG	Player	Seasons
1. 14.2	Patricia Roberts	1976-77
2. 8.8	Candace Parker	2005-08
8.8	Chamique Holdsclaw	1995-99
4. 8.6	Glory Johnson	2008-12
5. 8.2	Daedra Charles	1988-91
6. 8.0	Mary Ostrowski	1980-84
7. 7.9	Tamika Catchings	1997-01
8. 7.7	Karla Horton	1984-87
9. 7.6	Mercedes Russell	2013-
7.6	Sheila Frost	1985-89
11. 7.5	Bashaara Graves	2012-16

SINGLE SEASON LEADERS

TOTAL REBOUNDS

Reb.	Player	Season
1. 467	Patricia Roberts	1976-77
2. 367	Chamique Holdsclaw	1996-97
3. 359	Glory Johnson	2010-11
4. 355	Glory Johnson	2011-12
5. 352	Candace Parker	2006-07
6. 338	Debbie Groover	1978-79
7. 328	Chamique Holdsclaw	1997-98
8. 326	Isabelle Harrison	2013-14
326	Chamique Holdsclaw	1995-96
10. 322	Candace Parker	2007-08
322	Daedra Charles	1990-91

BY CLASS

Freshman:	326	Chamique Holdsclaw	1995-96
Sophomore:	367	Chamique Holdsclaw	1996-97
Junior:	359	Glory Johnson	2010-11
Senior:	467	Patricia Roberts	1976-77

REBOUNDS PER GAME

RPG	Player	Season
1. 14.2	Patricia Roberts	1976-77
2. 9.9	Glory Johnson	2011-12
3. 9.8	Candace Parker	2006-07
4. 9.7	Mercedes Russell	2016-17
9.7	Glory Johnson	2010-11
6. 9.4	Chamique Holdsclaw	1996-97
9.4	Lisa Harrison	1992-93
9.4	Sheila Frost	1985-86
9.4	Shelia Collins	1984-85
10. 9.3	Isabelle Harrison	2013-14

SINGLE GAME LEADERS

Reb.	Player	Date	Opponent
1. 24	Patricia Roberts	2/19/77	Anderson J.C.
2. 22	Daedra Charles	3/16/91	Southwest Mo. St.
22	Karla Horton	11/24/85	East Carolina
4. 21	Glory Johnson	3/19/12	DePaul
5. 20	Sheila Frost	12/20/87	Northern Illinois
20	Debbie Groover	1/27/79	Valdosta State
20	Cindy Brogdon	2/12/78	at Kentucky
20	Patricia Roberts	3/10/77	Clemson
20	Patricia Roberts	3/3/77	Middle Tenn. State
20	Patricia Roberts	2/12/77	at Eastern Kentucky
20	Patricia Roberts	11/13/76	Kentucky

YEAR-BY-YEAR LEADERS

Year	Leader	G	Reb.-Avg
1975-76	Sue Thomas	14	115-8.2
1976-77	Patricia Roberts	33	467-14.2
1977-78	Cindy Brogdon	31	238-7.6
1978-79	Debbie Groover	39	338-8.7
1979-80	Cindy Noble	38	288-7.6
1980-81	Cindy Noble	31	227-7.3
1981-82	Mary Ostrowski	32	273-8.5
1982-83	Mary Ostrowski	33	250-7.6
1983-84	Mary Ostrowski	31	268-8.6
1984-85	Shelia Collins	31	290-9.4
1985-86	Sheila Frost	33	309-9.4
1986-87	Bridgette Gordon	34	232-6.8
1987-88	Sheila Frost	34	269-7.9
1988-89	Bridgette Gordon	36	251-7.0
1989-90	Daedra Charles	33	287-8.7
1990-91	Daedra Charles	35	322-9.2
1991-92	Peggy Evans	31	201-6.5
1992-93	Lisa Harrison	32	300-9.4
1993-94	Dana Johnson	33	241-7.3
1994-95	Dana Johnson	37	289-7.8
1995-96	Chamique Holdsclaw	36	326-9.1
1996-97	Chamique Holdsclaw	39	367-9.4
1997-98	Chamique Holdsclaw	39	328-8.4
1998-99	Chamique Holdsclaw	34	274-8.1
1999-00	Tamika Catchings	37	292-7.9
2000-01	Tamika Catchings	17	150-8.8
2001-02	Michelle Snow	33	214-6.5
2002-03	Shyra Ely	36	238-6.6
2003-04	Shyra Ely	35	279-8.0
2004-05	Shyra Ely	35	246-7.0
2005-06	Candace Parker	36	298-8.3
2006-07	Candace Parker	36	352-9.8
2007-08	Candace Parker	38	322-8.5
2008-09	Glory Johnson	33	236-7.2
2009-10	Glory Johnson	35	268-7.7
	Kelley Cain	33	254-7.7
2010-11	Glory Johnson	37	359-9.7
2011-12	Glory Johnson	36	355-9.9
2012-13	Bashaara Graves	35	281-8.0
2013-14	Isabelle Harrison	35	326-9.3
2014-15	Isabelle Harrison	21	181-8.6
2015-16	Mercedes Russell	36	299-8.3
2016-17	Mercedes Russell	32	309-9.7

ASSIST RECORDS

TEAM RECORDS

MOST ASSISTS

Game:	41	@ Hawaii Pacific	12/20/85
Season:	715	1979-80	38 games

MOST ASSISTS PER GAME

Season:	19.6	1985-86	665 in 34 games
		1980-81	608 in 31 games

INDIVIDUAL RECORDS

MOST ASSISTS

Game:	18	Dawn Marsh	vs. Georgia	3/6/88
Season:	243	Dawn Marsh	1987-88	34 games
Career:	755	Dawn Marsh	1984-88	132 games

MOST ASSISTS PER GAME

Season:	71	Dawn Marsh	1987-88	243 in 34 games
Career:	5.7	Dawn Marsh	1984-88	755 in 132 games

CAREER LEADERS

TOTAL ASSISTS

Asst	Player	Seasons
1. 755	Dawn Marsh	1984-88
2. 673	Holly Warlick	1976-80
3. 587	Lea Henry	1979-83
4. 518	Ariel Massengale	2011-15
5. 503	Alexis Hornbuckle	2004-08
6. 456	Kara Lawson	1999-03
7. 452	Kellie Jolly	1995-99
8. 449	Michelle Marciniak	1993-96
9. 439	Dena Head	1988-92
10. 429	Kristen Clement	1997-01

ASSISTS PER GAME

Asst	Player	Seasons
1. 5.7	Dawn Marsh	1984-88
2. 4.8	Holly Warlick	1976-80
3. 4.4	Lea Henry	1979-83
4. 4.3	Michelle Marciniak	1993-96
5. 4.2	Ariel Massengale	2011-15
6. 3.7	Cindy Brogdon	1978-79
7. 3.64	Alexis Hornbuckle	2004-08
8. 3.58	Loree Moore	2001-05
9. 3.4	Kellie Jolly	1995-99
3.4	Shekinna Stricklen	2008-12

SINGLE SEASON LEADERS

TOTAL ASSISTS

Asst.	Player	Season
1. 243	Dawn Marsh	1987-88
2. 225	Holly Warlick	1979-80
3. 204	Michelle Marciniak	1994-95
4. 193	Dawn Marsh	1986-87
5. 192	Dawn Marsh	1985-86
6. 181	Holly Warlick	1978-79
7. 165	Lea Henry	1980-81
8. 162	Ariel Massengale	2011-12
9. 158	Ariel Massengale	2012-13
158	Lea Henry	1981-82

BY CLASS

Freshman:	162	Ariel Massengale	2011-12
Sophomore:	192	Dawn Marsh	1985-86
Junior:	204	Michelle Marciniak	1994-95
Senior:	243	Dawn Marsh	1987-88

ASSISTS PER GAME

APG	Player	Season
1. 7.1	Dawn Marsh	1987-88
2. 6.0	Dawn Marsh	1986-87
3. 5.9	Holly Warlick	1979-80
4. 5.8	Ariel Massengale	2013-14
5. 5.7	Michelle Marciniak	1994-95
6. 5.6	Dawn Marsh	1985-86
7. 5.3	Lea Henry	1980-81
8. 5.0	Holly Warlick	1977-78
9. 4.9	Ariel Massengale	2011-12
4.9	Lea Henry	1981-82

SINGLE GAME LEADERS

ASSISTS

Asst	Player	Date	Opponent
1. 18	Dawn Marsh	3/6/88	Georgia
2. 14	Holly Warlick	2/12/78	Memphis State
3. 13	Jordan Reynolds	12/21/16	Troy
13	Ariel Massengale	11/28/13	Virginia
13	Shannon Bobbitt	12/16/07	Gonzaga
13	Dawn Marsh	1/11/87	Kentucky
6. 12	Ariel Massengale	1/2/14	LSU
12	Ariel Massengale	1/15/12	Vanderbilt
12	Shekinna Stricklen	1/3/10	Oklahoma
12	Michelle Marciniak	2/25/95	Georgia
12	Dawn Marsh	1/17/88	Vanderbilt
12	Dawn Marsh	3/20/86	Georgia
12	Lea Henry	2/28/82	Kentucky
12	Holly Warlick	3/5/80	Clemson

YEAR-BY-YEAR LEADERS

Year	Leader	G	Assts-Avg
1975-76	Suzanne Barbre	14	55-3.9
1976-77	Suzanne Barbre	33	126-3.8
1977-78	Holly Warlick	31	155-5.0
1978-79	Holly Warlick	39	181-4.6
1979-80	Holly Warlick	38	225-5.9
1980-81	Lea Henry	31	165-5.3
1981-82	Lea Henry	32	158-4.9
1982-83	Lea Henry	33	145-4.4
1983-84	Pat Hatmaker	33	124-3.8
1984-85	Dawn Marsh	32	127-4.0
1985-86	Dawn Marsh	34	192-5.6
1986-87	Dawn Marsh	32	193-6.0
1987-88	Dawn Marsh	34	243-7.1
1988-89	Melissa McCray	37	133-3.6
1989-90	Dena Head	33	126-3.8
1990-91	Dena Head	35	125-3.6
1991-92	Jody Adams	31	82-2.6
1992-93	Tiffany Woosley	32	93-2.9
1993-94	Tiffany Woosley	33	106-3.2
1994-95	Michelle Marciniak	36	204-5.7
1995-96	Michelle Marciniak	36	152-4.2
1996-97	Laurie Milligan	22	98-4.5
1997-98	Kellie Jolly	39	148-3.8
1998-99	Kellie Jolly	34	141-4.1
1999-00	Kristen Clement	36	126-3.5
2000-01	Kara Lawson	34	113-3.3
2001-02	Loree Moore	34	133-3.9
2002-03	Kara Lawson	38	151-4.0
2003-04	Tasha Butts	35	99-2.8
2004-05	Alexis Hornbuckle	35	110-3.1
2005-06	Shanna Zolman	36	114-3.2
2006-07	Alexis Hornbuckle	37	146-3.9
2007-08	Alexis Hornbuckle	37	134-3.6
2008-09	Shekinna Stricklen	32	95-3.0
2009-10	Shekinna Stricklen	35	135-3.9
2010-11	Meighan Simmons	37	104-2.8
2011-12	Ariel Massengale	33	162-4.9
2012-13	Ariel Massengale	35	158-4.5
2013-14	Ariel Massengale	19	110-5.8
2014-15	Cierra Burdick	34	91-2.7
2015-16	Jordan Reynolds	33	89-2.6
2016-17	Jordan Reynolds	31	138-4.5

GENERAL

STAFF

PLAYERS

REVIEW

HISTORY

FACILITIES

NCAA

SEC

RECORDS

MEDIA INFO



RECORDS

BLOCK RECORDS

TEAM RECORDS

MOST BLOCKS

Game:	15	vs. Kentucky	2/25/10
Season:	228	1997-98	39 games

MOST BLOCKS PER GAME

Season:	6.5	2009-10	226 in 35 games
----------------	-----	---------	-----------------

INDIVIDUAL RECORDS

MOST BLOCKS

Game:	12	Kelley Cain	vs. LSU	2/22/10
Season:	113	Kelley Cain	2009-10	33 games
Career:	275	Candace Parker	2005-08	110 games

MOST BLOCKS PER GAME

Season:	3.4	Kelley Cain	2009-10	113 in 33 games
Career:	2.5	Candace Parker	2005-08	275 in 110 games

CAREER LEADERS

TOTAL BLOCKS

	Blks.	Player	Seasons
1.	275	Candace Parker	2005-08
2.	249	Sheila Frost	1985-89
3.	228	Kelley Cain	2008-11
4.	200	Ashley Robinson	2000-04
5.	194	Michelle Snow	1999-02
6.	161	Nicky Anosike	2004-08
7.	151	Mercedes Russell	2013-
8.	136	Tamika Catchings	1997-01
9.	135	Teresa Geter	1997-99
10.	131	Isabelle Harrison	2011-15

BLOCKS PER GAME

	BPG	Player	Seasons
1.	2.50	Candace Parker	2005-08
2.	2.48	Kelley Cain	2008-11
3.	2.01	Teresa Geter	1997-99
4.	1.80	Sheila Frost	1985-89
5.	1.52	Ashley Robinson	2000-04
6.	1.47	Mercedes Russell	2013-
7.	1.42	Michelle Snow	1998-02
8.	1.17	Isabelle Harrison	2011-15
9.	1.10	Nicky Anosike	2004-08
10.	1.07	Tamika Catchings	1997-01
11.	0.85	Vicki Baugh	2007-12

SINGLE SEASON LEADERS

TOTAL BLOCKS

	Blks.	Player	Season
1.	113	Kelley Cain	2009-10
2.	99	Candace Parker	2006-07
3.	90	Candace Parker	2007-08
	90	Teresa Geter	1997-98
5.	86	Candace Parker	2005-06
6.	77	Sheila Frost	1985-86
7.	70	Ashley Robinson	2003-04
8.	66	Kelley Cain	2010-11
66	Mercedes Russell	2015-16	
10.	63	Ashley Robinson	2002-03

BY CLASS

Freshman:	90	Teresa Geter	1997-98
Sophomore:	113	Kelley Cain	2009-10
Junior:	90	Candace Parker	2007-08
Senior:	70	Ashley Robinson	2003-04

BLOCKS PER GAME

	BPG	Player	Season
1.	3.424	Kelley Cain	2009-10
2.	2.750	Candace Parker	2006-07
3.	2.389	Candace Parker	2005-06
4.	2.368	Candace Parker	2007-08
5.	2.333	Sheila Frost	1985-86
6.	2.308	Teresa Geter	1997-98
7.	2.080	Isabelle Harrison	2012-13
8.	2.063	Kelley Cain	2010-11
9.	2.000	Ashley Robinson	2003-04
10.	1.833	Mercedes Russell	2015-16

SINGLE GAME LEADERS

BLOCKS

	Blks.	Player	Date	Opponent
1.	12	Kelley Cain	2/22/10	LSU
2.	8	Kelley Cain	2/4/10	Arkansas
	8	Ashley Robinson	12/11/03	Rutgers
4.	7	Isabelle Harrison	1/3/13	at South Carolina
	7	Kelley Cain	2/25/10	Kentucky
	7	Kelley Cain	2/14/10	Florida
	7	Kelley Cain	3/5/09	Alabama
	7	Candace Parker	11/28/06	at Louisiana Tech
	7	Candace Parker	11/24/05	Michigan State
	7	Michelle Snow	3/31/00	Rutgers
	7	Cindy Noble	3/21/81	Illinois State

YEAR-BY-YEAR LEADERS

Year	Leader	G	Blocks-Avg
1980-81	Cindy Noble	31	47-1.5
1981-82	Shelia Collins	29	30-1.0
1982-83	Karen Morton	21	16-0.8
1983-84	Mary Ostrowski	31	21-0.7
1984-85	Valerie Freeman	25	28-1.1
1985-86	Sheila Frost	33	77-2.3
1986-87	Sheila Frost	34	56-1.6
1987-88	Sheila Frost	34	60-1.8
1988-89	Sheila Frost	37	56-1.5
1989-90	Daedra Charles	33	36-1.1
1990-91	Daedra Charles	35	39-1.1
1991-92	Dana Johnson	31	21-0.7
1992-93	Vonda Ward	32	38-1.2
1993-94	Vonda Ward	32	36-1.1
1994-95	Tiffani Johnson	37	39-1.1
1995-96	Abby Conklin	35	32-0.9
1996-97	Chamique Holdscaw	39	35-0.9
1997-98	Teresa Geter	39	90-2.3
1998-99	Michelle Snow	34	46-1.4
1999-00	Michelle Snow	37	47-1.3
2000-01	Ashley Robinson	34	51-1.5
2001-02	Michelle Snow	33	55-1.7
2002-03	Ashley Robinson	37	63-1.7
2003-04	Ashley Robinson	35	70-2.0
2004-05	Nicky Anosike	35	33-0.9
2005-06	Candace Parker	36	86-2.4
2006-07	Candace Parker	36	99-2.8
2007-08	Candace Parker	38	90-2.4
2008-09	Kelley Cain	27	49-1.8
2009-10	Kelley Cain	33	113-3.4
2010-11	Kelley Cain	32	66-2.1
2011-12	Glory Johnson	36	41-1.1
2012-13	Isabelle Harrison	25	52-2.1
2013-14	Mercedes Russell	35	40-1.1
2014-15	Isabelle Harrison	21	26-1.2
2015-16	Mercedes Russell	36	66-1.8
2016-17	Mercedes Russell	32	45-1.4

STEAL RECORDS

TEAM RECORDS

MOST STEALS

Game:	38	vs. Hawaii Pacific	12/20/85
Season:	567	1997-98	39 games
		1978-79	38 games

MOST STEALS PER GAME

Season:	14.5	1997-98	567 in 39 games
	14.5	1978-79	567 in 39 games

INDIVIDUAL RECORDS

MOST STEALS

Game:	11	Michelle Marciniak	at Kentucky	1/14/96
Season:	141	Holly Warlick	1978-79	39 games
Career:	373	Alexis Hornbuckle	2004-08	138 games

MOST STEALS PER GAME

Season:	3.65	Shelia Collins	1984-85	113 in 31 games
Career:	3.25	Holly Warlick	1976-80	*250 in 77 games

*Complete records for Holly Warlick's first two seasons are unavailable.

CAREER LEADERS

TOTAL STEALS

Stls.	Player	Seasons
1. 373	Alexis Hornbuckle	2004-08
2. 336	Bridgette Gordon	1985-89
3. 311	Tamika Catchings	1997-01
4. 305	Chamique Holdsclaw	1995-99
5. 289	Nikki McCray	1991-95
6. 286	Semeka Randall	1997-01
7. 280	Loree Moore	2001-05
8. 278	Shelia Collins	1981-85
9. 250	Holly Warlick	1976-80
10. 234	Michelle Marciniak	1993-96

STEALS PER GAME

SPG	Player	Seasons
1. 3.247	Holly Warlick	1976-80
2. 2.703	Alexis Hornbuckle	2004-08
3. 2.673	Shelia Collins	1981-85
4. 2.453	Bridgette Gordon	1985-89
5. 2.449	Tamika Catchings	1997-01
6. 2.373	Loree Moore	2001-05
7. 2.276	Nikki McCray	1991-95
8. 2.167	Michelle Marciniak	1993-96
9. 2.061	Chamique Holdsclaw	1995-99
10. 2.043	Semeka Randall	1997-01

SINGLE SEASON LEADERS

TOTAL STEALS

Stls.	Player	Season
1. 141	Holly Warlick	1978-79
2. 114	Alexis Hornbuckle	2006-07
3. 113	Shelia Collins	1984-85
4. 110	Chamique Holdsclaw	1997-98
5. 109	Holly Warlick	1979-80
6. 105	Bridgette Gordon	1988-89
7. 104	Alexis Hornbuckle	2007-08
8. 102	Semeka Randall	1997-98
9. 101	Michelle Marciniak	1995-96
10. 100	Tamika Catchings	1997-98

BY CLASS

Freshman:	102	Semeka Randall	1997-98
Sophomore:	97	Loree Moore	2002-03
Junior:	141	Holly Warlick	1978-89
Senior:	113	Shelia Collins	1984-85

STEALS PER GAME

SPG	Player	Season
1. 3.645	Shelia Collins	1984-85
2. 3.615	Holly Warlick	1978-79
3. 3.081	Alexis Hornbuckle	2006-07
4. 2.917	Bridgette Gordon	1988-89
5. 2.868	Holly Warlick	1979-80
6. 2.821	Chamique Holdsclaw	1997-98
7. 2.811	Alexis Hornbuckle	2007-08
8. 2.806	Michelle Marciniak	1995-96
9. 2.684	Semeka Randall	1997-98
10. 2.564	Tamika Catchings	1997-98

SINGLE GAME LEADERS

Stls.	Player	Date	Opponent
1. 11	Michelle Marciniak	1/14/1996	at Kentucky
2. 10	Shelia Collins	2/8/1985	at Florida State
3. 9	Holly Warlick	1/24/1979	at LSU
4. 8	Alexis Hornbuckle	3/25/2008	at Purdue
8	Alberta Auguste	11/28/2006	at Louisiana Tech
8	Loree Moore	11/19/2004	at Chattanooga
8	Tamika Catchings	2/16/1999	Memphis
8	Nikki McCray	2/12/1995	Vanderbilt
8	Nikki McCray	1/20/1994	Virginia Tech
8	Nikki McCray	1/7/1994	at Notre Dame
8	Nikki McCray	12/9/1992	UNC-Charlotte
8	Nikki McCray	2/19/1992	at Memphis State

YEAR-BY-YEAR LEADERS

Year	Leader	G	Stls.-Avg
1978-79	Holly Warlick	39	141-3.6
1979-80	Holly Warlick	38	109-2.9
1980-81	Lea Henry	31	50-1.6
1981-82	Shelia Collins	29	72-2.5
1982-83	Lea Henry	33	70-2.1
1983-84	Shelia Collins	33	84-2.5
1984-85	Shelia Collins	31	113-3.6
1985-86	Bridgette Gordon	34	75-2.2
1986-87	Bridgette Gordon	34	80-2.4
1987-88	Tonya Edwards	34	78-2.3
1988-89	Bridgette Gordon	36	105-2.9
1989-90	Tonya Edwards	33	56-1.7
1990-91	Daedra Charles	35	72-2.1
1991-92	Peggy Evans	31	60-1.9
	Dena Head	30	60-2.0
	Nikki McCray	31	60-1.9
1992-93	Nikki McCray	32	86-2.7
1993-94	Nikki McCray	33	80-2.4
1994-95	Michelle Marciniak	36	83-2.3
1995-96	Michelle Marciniak	36	101-2.8
1996-97	Chamique Holdsclaw	39	93-2.4
1997-98	Chamique Holdsclaw	39	110-2.8
1998-99	Tamika Catchings	34	88-2.6
1999-00	Tamika Catchings	37	92-2.5
2000-01	Semeka Randall	32	52-1.6
2001-02	Loree Moore	34	80-2.4
2002-03	Loree Moore	38	97-2.6
2003-04	Loree Moore	17	48-2.8
2004-05	Alexis Hornbuckle	35	64-1.8
2005-06	Alexis Hornbuckle	29	91-3.1
2006-07	Alexis Hornbuckle	37	114-3.1
2007-08	Alexis Hornbuckle	37	104-2.8
2008-09	Shekinna Stricklen	32	58-1.8
2009-10	Glory Johnson	35	45-1.3
2010-11	Glory Johnson	37	50-1.4
2011-12	Ariel Massengale	33	45-1.4
	Glory Johnson	36	49-1.4
2012-13	Kamiko Williams	35	57-1.6
2013-14	Andraya Carter	35	56-1.6
2014-15	Andraya Carter	35	80-2.3
2015-16	Diamond DeShields	36	58-1.6
2016-17	Diamond DeShields	29	41-1.4



RECORDS

YEAR-BY-YEAR STATISTICAL LEADERS

SCORING

Year	Leader	Games	Pts-Avg.
1975-76	Sue Thomas	14	250-17.8
1976-77	Patricia Roberts	33	987-29.9
1977-78	Cindy Brogdon	31	674-21.7
1978-79	Cindy Brogdon	39	784-20.1
1979-80	Jill Rankin	38	730-19.2
1980-81	Cindy Noble	31	450-14.5
1981-82	Mary Ostrowski	32	458-14.3
1982-83	Tanya Haave	33	614-18.6
1983-84	Mary Ostrowski	31	493-15.9
1984-85	Shelia Collins	31	563-18.2
1985-86	Bridgette Gordon	34	481-14.1
1986-87	Bridgette Gordon	34	559-16.4
1987-88	Bridgette Gordon	33	687-20.8
1988-89	Bridgette Gordon	36	735-20.4
1989-90	Daedra Charles	33	525-15.9
1990-91	Daedra Charles	35	607-17.3
1991-92	Peggy Evans	31	458-14.8
1992-93	Lisa Harrison	32	447-14.0
1993-94	Nikki McCray	33	537-16.3
1994-95	Dana Johnson	37	577-15.6
1995-96	Chamique Holdscraw	36	583-16.2
1996-97	Chamique Holdscraw	39	803-20.6
1997-98	Chamique Holdscraw	39	915-23.5
1998-99	Chamique Holdscraw	34	724-21.3
1999-00	Tamika Catchings	37	580-15.7
2000-01	Tamika Catchings	17	259-15.2
2001-02	Kara Lawson	34	512-15.1
2002-03	Gwen Jackson	38	612-16.1
2003-04	Shyra Ely	35	508-14.5
2004-05	Shyra Ely	35	503-14.4
2005-06	Candace Parker	36	622-17.3
2006-07	Candace Parker	36	706-19.6
2007-08	Candace Parker	38	809-21.3
2008-09	Shekinna Stricklen	32	424-13.3
2009-10	Angie Bjorklund	35	487-13.9
2010-11	Meighan Simmons	37	500-13.5
2011-12	Shekinna Stricklen	35	539-15.4
2012-13	Meighan Simmons	35	589-16.8
2013-14	Meighan Simmons	35	577-16.5
2014-15	Isabelle Harrison	21	256-12.2
2015-16	Diamond DeShields	36	514-14.3
2016-17	Diamond DeShields	29	504-17.4

REBOUNDING

Year	Leader	Games	Rbs-Avg.
1975-76	Sue Thomas	14	115-8.2
1976-77	Patricia Roberts	33	467-14.2
1977-78	Cindy Brogdon	31	238-7.6
1978-79	Debbie Groover	39	338-8.7
1979-80	Cindy Noble	38	288-7.6
1980-81	Cindy Noble	31	227-7.3
1981-82	Mary Ostrowski	32	273-8.5
1982-83	Mary Ostrowski	33	250-7.6
1983-84	Mary Ostrowski	31	268-8.6
1984-85	Shelia Collins	31	290-9.4
1985-86	Shelia Frost	33	309-9.4
1986-87	Bridgette Gordon	34	232-6.8
1987-88	Shelia Frost	34	269-7.9
1988-89	Bridgette Gordon	36	251-7.0
1989-90	Daedra Charles	33	287-8.7
1990-91	Daedra Charles	35	322-9.2
1991-92	Peggy Evans	31	201-6.5
1992-93	Lisa Harrison	32	300-9.4
1993-94	Dana Johnson	33	241-7.3
1994-95	Dana Johnson	37	289-7.8
1995-96	Chamique Holdscraw	36	326-9.1

1996-97	Chamique Holdscraw	39	367-9.4
1997-98	Chamique Holdscraw	39	328-8.4
1998-99	Chamique Holdscraw	34	274-8.1
1999-00	Tamika Catchings	37	292-7.9
2000-01	Tamika Catchings	17	150-8.8
2001-02	Michelle Snow	33	214-6.5
2002-03	Shyra Ely	36	238-6.6
2003-04	Shyra Ely	35	279-8.0
2004-05	Shyra Ely	35	246-7.0
2005-06	Candace Parker	36	298-8.3
2006-07	Candace Parker	36	352-9.8
2007-08	Candace Parker	38	322-8.5
2008-09	Glory Johnson	33	236-7.2
2009-10	Kelley Cain	33	254-7.7
2010-11	Glory Johnson	37	359-9.7
2011-12	Glory Johnson	36	355-9.9
2012-13	Bashaara Graves	35	281-8.0
2013-14	Isabelle Harrison	35	326-9.3
2014-15	Isabelle Harrison	21	181-8.6
2015-16	Mercedes Russell	36	299-8.3
2016-17	Mercedes Russell	32	309-9.7

FIELD GOAL PERCENTAGE

(min. 60 attempts)

Year	Leader	Games	FGM-FGA	Pct.
1975-76	Marcie Garner	12	36-66	.545
1976-77	Patricia Roberts	33	428-662	.647
1977-78	Suzanne Barbre	31	209-414	.504
1978-79	Cindy Noble	34	170-292	.582
1979-80	Cindy Noble	38	266-392	.678
1980-81	Cindy Noble	31	178-298	.597
1981-82	Paula Towns	31	184-321	.573
1982-83	Lynne Collins	30	79-130	.608
1983-84	Mary Ostrowski	31	194-376	.516
1984-85	Lisa Webb	16	79-156	.506
1985-86	Shelia Frost	33	181-312	.580
1986-87	Shelia Frost	34	161-273	.590
1987-88	Shelia Frost	34	208-338	.615
1988-89	Kelli Casteel	31	44-63	.698
1989-90	Daedra Charles	33	212-385	.551
1990-91	Daedra Charles	35	243-434	.560
1991-92	Peggy Evans	31	186-350	.531
1992-93	Dana Johnson	32	143-268	.534
1993-94	Dana Johnson	33	173-317	.546
1994-95	Dana Johnson	37	215-350	.614
1995-96	Pashen Thompson	35	106-201	.527
1996-97	Tiffani Johnson	38	143-269	.532
1997-98	Teresa Geter	39	98-179	.547
1998-99	Michelle Snow	34	117-195	.600
1999-00	Michelle Snow	37	181-326	.555
2000-01	Michelle Snow	33	143-250	.572
2001-02	Michelle Muñoz	27	36-62	.581
2002-03	Courtney McDaniel	36	57-96	.594
2003-04	Ashley Robinson	35	120-247	.486
2004-05	Tye'sha Fluker	33	101-219	.461
2005-06	Sybil Dosty	35	40-65	.615
2006-07	Candace Parker	36	267-505	.529
2007-08	Vicki Baugh	38	79-143	.552
2008-09	Kelley Cain	27	97-157	.618
2009-10	Kelley Cain	33	148-244	.607
2010-11	Kelley Cain	32	98-165	.594
2011-12	Vicki Baugh	35	105-182	.577
2012-13	Bashaara Graves	35	165-316	.522
2013-14	Mercedes Russell	35	93-156	.596
2014-15	Nia Moore	36	75-133	.564
2015-16	Mercedes Russell	36	148-270	.548
2016-17	Mercedes Russell	32	199-354	.562

YEAR-BY-YEAR STATISTICAL LEADERS

FREE THROW PERCENTAGE

(min. 50 attempts)

Year	Leader	Games	FTM-FTA	Pct.
1975-76	Lisa McGill	14	37-56	.660
1976-77	Patricia Roberts	33	131-175	.748
1977-78	Cindy Brogdon	31	102-118	.864
1978-79	Debbie Groover	39	111-134	.820
1979-80	Jill Rankin	38	138-172	.802
1980-81	Mary Ostrowski	29	84-115	.730
1981-82	Tanya Haave	32	52-63	.825
1982-83	Tanya Haave	33	110-131	.840
1983-84	Tanya Haave	33	88-113	.779
1984-85	Dawn Marsh	32	71-83	.855
1985-86	Dawn Marsh	34	43-63	.683
1986-87	Tonya Edwards	34	89-114	.781
1987-88	Dawn Marsh	34	52-61	.852
1988-89	Tonya Edwards	20	59-74	.797
1989-90	Jody Adams	33	54-65	.831
1990-91	Jody Adams	35	60-78	.769
1991-92	Tiffany Woosley	31	73-92	.793
1992-93	Tiffany Woosley	32	86-104	.827
1993-94	Tiffany Woosley	33	110-125	.880
1994-95	Pashen Thompson	24	52-62	.839
1995-96	Michelle Marciniak	36	101-127	.795
1996-97	Laurie Milligan	22	59-68	.868
1997-98	Kellie Jolly	39	59-70	.843
1998-99	Tamika Catchings	34	134-173	.775
1999-00	Kara Lawson	37	89-109	.817
2000-01	Kara Lawson	34	60-70	.857
2001-02	Kara Lawson	34	96-115	.835
2002-03	Shanna Zolman	38	58-65	.892
2003-04	Shanna Zolman	35	88-92	.957
2004-05	Shanna Zolman	35	75-87	.862
2005-06	Shanna Zolman	36	85-90	.944
2006-07	Sidney Spencer	37	54-60	.900
2007-08	Shannon Bobbitt	38	51-63	.810
2008-09	Shekinna Stricklen	32	86-113	.761
2009-10	Shekinna Stricklen	35	84-102	.824
2010-11	Taber Spani	37	44-55	.800
2011-12	Ariel Massengale	33	66-85	.776
2012-13	Taber Spani	35	65-76	.855
2013-14	Ariel Massengale	19	67-80	.838
2014-15	Ariel Massengale	35	74-86	.860
2015-16	Andraya Carter	34	40-50	.800
2016-17	Jaime Nared	32	141-161	.876

3-PT. FIELD GOAL PERCENTAGE

(min. 50 attempts after 1988-89)

Year	Leader	3FGM-FGA	Pct.
1988-89	Bridgette Gordon	2-6	.333
1989-90	Jody Adams	27-82	.329
1990-91	Dena Head	25-51	.490
1991-92	Tiffany Woosley	28-69	.406
1992-93	Nikki Caldwell	35-101	.347
1993-94	Tiffany Woosley	46-101	.455
1994-95	Michelle Marciniak	31-102	.304
1995-96	Abby Conklin	38-90	.422
1996-97	Abby Conklin	49-128	.383
1997-98	Kellie Jolly 36-86	.419	
1998-99	Kristen Clement	25-65	.385
1999-00	Kara Lawson	79-181	.436
2000-01	Kara Lawson	62-150	.413
2001-02	April McDivitt	29-72	.403
2002-03	Kara Lawson	77-171	.450
2003-04	Shanna Zolman	58-136	.426
2004-05	Shanna Zolman	68-156	.436
2005-06	Sidney Spencer	53-122	.434
2006-07	Shannon Bobbitt	69-167	.413
2007-08	Alexis Hornbuckle	39-92	.424

2008-09	Angie Bjorklund	62-152	.408
2009-10	Angie Bjorklund	102-239	.427
2010-11	Angie Bjorklund	73-162	.451
2011-12	Taber Spani	34-85	.400
2012-13	Taber Spani	48-130	.369
2013-14	Andraya Carter	28-71	.394
2014-15	Ariel Massengale	74-202	.366
2015-16	Kortney Dunbar	25-75	.333
2016-17	Alexa Middleton	42-108	.389

ASSISTS

Year	Leader	Games	Assts-Avg.
1975-76	Suzanne Barbre	14	55-3.9
1976-77	Suzanne Barbre	33	126-3.8
1977-78	Holly Warlick	31	155-5.0
1978-79	Holly Warlick	39	181-4.6
1979-80	Holly Warlick	38	225-5.9
1980-81	Lea Henry	31	165-5.3
1981-82	Lea Henry	32	158-4.9
1982-83	Lea Henry	33	145-4.4
1983-84	Pat Hatmaker	33	124-3.8
1984-85	Dawn Marsh	32	127-4.0
1985-86	Dawn Marsh	34	192-5.6
1986-87	Dawn Marsh	32	193-6.0
1987-88	Dawn Marsh	34	243-7.1
1988-89	Melissa McCray	37	133-3.6
1989-90	Dena Head	33	126-3.8
1990-91	Dena Head	35	125-3.6
1991-92	Jody Adams	31	82-2.6
1992-93	Tiffany Woosley	32	93-2.9
1993-94	Tiffany Woosley	33	106-3.2
1994-95	Michelle Marciniak	36	204-5.7
1995-96	Michelle Marciniak	36	152-4.2
1996-97	Laurie Milligan	22	98-4.5
1997-98	Kellie Jolly	39	148-3.8
1998-99	Kellie Jolly	34	141-4.1
1999-00	Kristen Clement	36	126-3.5
2000-01	Kara Lawson	34	113-3.3
2001-02	Loree Moore	34	133-3.9
2002-03	Kara Lawson	38	151-4.0
2003-04	Tasha Butts	35	99-2.8
2004-05	Alexis Hornbuckle	35	110-3.1
2005-06	Shanna Zolman	36	114-3.2
2006-07	Alexis Hornbuckle	37	146-3.9
2007-08	Alexis Hornbuckle	37	134-3.6
2008-09	Shekinna Stricklen	32	95-3.0
2009-10	Shekinna Stricklen	35	135-3.9
2010-11	Meighan Simmons	37	104-2.8
2011-12	Ariel Massengale	33	162-4.9
2012-13	Ariel Massengale	35	158-4.5
2013-14	Ariel Massengale	19	110-5.8
2014-15	Cierra Burdick	34	91-2.7
2015-16	Jordan Reynolds	33	89-2.6
2016-17	Jordan Reynolds	31	138-4.5

BLOCKS

Year	Leader	G	Blocks-Avg
1980-81	Cindy Noble	31	47-1.5
1981-82	Shelia Collins	29	30-1.0
1982-83	Karen Morton	21	16-0.8
1983-84	Mary Ostrowski	31	21-0.7
1984-85	Valerie Freeman	25	28-1.1
1985-86	Sheila Frost	33	77-2.3
1986-87	Sheila Frost	34	56-1.6
1987-88	Sheila Frost	34	60-1.8
1988-89	Sheila Frost	37	56-1.5
1989-90	Daedra Charles	33	36-1.1
1990-91	Daedra Charles	35	39-1.1
1991-92	Dana Johnson	31	21-0.7

GENERAL

STAFF

PLAYERS

REVIEW

HISTORY

FACILITIES

NCAA

SEC

RECORDS

MEDIA INFO



RECORDS

YEAR-BY-YEAR STATISTICAL LEADERS

1992-93	Vonda Ward	32	38-1.2	1985-86	Bridgette Gordon	34	75-2.2
1993-94	Vonda Ward	32	36-1.1	1986-87	Bridgette Gordon	34	80-2.4
1994-95	Tiffani Johnson	37	39-1.1	1987-88	Tonya Edwards	34	78-2.3
1995-96	Abby Conklin	35	32-0.9	1988-89	Bridgette Gordon	36	105-2.9
1996-97	Chamique Holdsclaw	39	35-0.9	1989-90	Tonya Edwards	33	56-1.7
1997-98	Teresa Geter	39	90-2.3	1990-91	Daedra Charles	35	72-2.1
1998-99	Michelle Snow	34	46-1.4	1991-92	Peggy Evans	31	60-1.9
1999-00	Michelle Snow	37	47-1.3		Dena Head	30	60-2.0
2000-01	Ashley Robinson	34	51-1.5		Nikki McCray	31	60-1.9
2001-02	Michelle Snow	33	55-1.7	1992-93	Nikki McCray	32	86-2.7
2002-03	Ashley Robinson	37	63-1.7	1993-94	Nikki McCray	33	80-2.4
2003-04	Ashley Robinson	35	70-2.0	1994-95	Michelle Marciniak	36	83-2.3
2004-05	Nicky Anosik	35	33-0.9	1995-96	Michelle Marciniak	36	101-2.8
2005-06	Candace Parker	36	86-2.4	1996-97	Chamique Holdsclaw	39	93-2.4
2006-07	Candace Parker	36	99-2.8	1997-98	Chamique Holdsclaw	39	110-2.8
2007-08	Candace Parker	38	90-2.4	1998-99	Tamika Catchings	34	88-2.6
2008-09	Kelley Cain	27	49-1.8	1999-00	Tamika Catchings	37	92-2.5
2009-10	Kelley Cain	33	113-3.4	2000-01	Semeka Randall	32	52-1.6
2010-11	Kelley Cain	32	66-2.1	2001-02	Loree Moore	34	80-2.4
2011-12	Glory Johnson	36	41-1.1	2002-03	Loree Moore	38	97-2.6
2012-13	Isabelle Harrison	25	52-2.1	2003-04	Loree Moore	17	48-2.8
2013-14	Mercedes Russell	35	40-1.1	2004-05	Alexis Hornbuckle	35	64-1.8
2014-15	Isabelle Harrison	21	26-1.2	2005-06	Alexis Hornbuckle	29	91-3.1
2015-16	Mercedes Russell	36	66-1.8	2006-07	Alexis Hornbuckle	37	114-3.1
2016-17	Mercedes Russell	32	45-1.4	2007-08	Alexis Hornbuckle	37	104-2.8
				2008-09	Shekinna Stricklen	32	58-1.8
				2009-10	Glory Johnson	35	45-1.3
				2010-11	Glory Johnson	37	50-1.4
				2011-12	Ariel Massengale	33	45-1.4
					Glory Johnson	36	49-1.4
				2012-13	Kamiko Williams	35	57-1.6
				2013-14	Andraya Carter	35	56-1.6
				2014-15	Andraya Carter	35	80-2.3
				2015-16	Diamond DeShields	36	58-1.6
				2016-17	Diamond DeShields	29	41-1.4

STEALS

Year	Leader	G	Stls.-Avg
1978-79	Holly Warlick	39	141-3.6
1979-80	Holly Warlick	38	109-2.9
1980-81	Lea Henry	31	50-1.6
1981-82	Shelia Collins	29	72-2.5
1982-83	Lea Henry	33	70-2.1
1983-84	Shelia Collins	33	84-2.5
1984-85	Shelia Collins	31	113-3.6



Mercedes Russell has led the Lady Vols in blocks in each of her first three seasons in uniform. She recorded 66 blocks in 2015-16, which tied her with Kelley Cain for eighth most by a Lady Vol in a single season.

MISCELLANEOUS SINGLE GAME RECORDS

MOST POINTS SCORED BY UT

Points	Opponent	Date
1. 136	Puerto Rico-Mayaguez	11/29/02
2. 133	Tennessee-Martin	11/19/99
3. 130	Hawaii Pacific	12/20/85
4. 125	DePaul	1/20/98
5. 124	Tennessee-Martin	2/13/79
6. 119	Mississippi	2/8/01
7. 118	Florida	2/8/80
118	Memphis State	2/19/92
9. 115	Eastern Kentucky	12/19/87
10. 114	Tennessee State	2/17/86

FEWEST POINTS SCORED BY UT

Points	Opponent	Date
1. 43	Virginia Tech	12/6/15
2. 44	Notre Dame	1/23/12
3. 46	Alabama	2/25/16
46	South Carolina	3/8/15
46	Louisiana Tech	3/26/82
6. 47	LSU	4/6/08
7. 48	Mississippi State	3/5/16
8. 50	Georgia	1/21/10
9. 51	Rutgers	12/29/04
51	Georgia	1/17/00
51	Long Beach State	12/13/83

LARGEST MARGIN OF VICTORY

Margin	Opponent	Date
1. 110	Puerto Rico-Mayaguez	11/29/02
2. 92	Hawaii Pacific	12/20/85
3. 82	Florida Atlantic	1/21/92
4. 79	DePaul	1/20/98
5. 75	Eastern Kentucky	12/19/87
6. 74	Memphis	2/16/99
74	North Carolina A&T	3/16/94
74	Florida	2/8/80
9. 73	Stetson	11/26/89
73	Tennessee-Martin	11/19/99

LARGEST MARGIN OF DEFEAT

Margin	Opponent	Date
1. 31	Texas	12/11/84
2. 28	Notre Dame	1/23/12
3. 27	Georgia	1/17/00
4. 24	Connecticut	3/29/02
24	Southern Cal	3/28/86
24	Old Dominion	2/14/83
24	Louisiana Tech	12/15/80
8. 23	Baylor	12/18/12
23	Louisiana Tech	3/26/82
10. 22	Baylor	12/4/16
22	Syracuse	3/27/16
22	Duke	1/23/06
22	Texas	12/1/85

MOST 1ST HALF POINTS SCORED BY UT

Points	Opponent	Date
1. 69	Puerto Rico-Mayaguez	11/29/02
2. 67	Hawaii Pacific	12/20/85
3. 63	Central Arkansas	11/15/15
63	Old Dominion	1/3/00
5. 62	Lipscomb	12/29/13
62	Western Carolina	3/20/05
62	Florida Atlantic	1/21/92
8. 61	DePaul	12/17/99
61	Vanderbilt	2/28/98
61	Illinois	11/25/00

FEWEST 1ST HALF POINTS SCORED BY UT

Points	Opponent	Date
1. 13	Rutgers	1/3/09
2. 14	Virginia	3/25/96
3. 15	Vanderbilt	2/13/11
4. 16	Baylor	12/18/12
16	Rutgers	12/29/04

16	Connecticut	1/5/97
16	Kentucky	3/13/81
8. 17	Alabama	2/25/16
9. 18	LSU	2/21/16
18	Arkansas	1/11/15
18	Alabama	2/2/14
18	Notre Dame	1/23/12
18	Stanford	12/19/09
18	Stanford	12/14/03

LARGEST HALFTIME LEAD FOR UT

Points	Opponent	Date
1. 55	Puerto Rico-Mayaguez	11/29/02
2. 52	Florida Atlantic	1/21/92
3. 47	Hawaii Pacific	12/20/85
4. 44	Maryland	12/4/94
5. 43	Central Arkansas	11/15/15
6. 41	North Carolina A&T	3/16/94
7. 40	DePaul	1/20/98
8. 39	Florida	1/10/98
39	East Tennessee State	1/8/86
39	South Carolina	1/11/01
39	Kentucky	1/21/01

LARGEST HALFTIME DEFICIT FOR UT

Points	Opponent	Date
1. 25	Baylor	12/18/12
2. 20	Baylor	12/4/16
20	Rutgers	1/3/09
3. 19	Mississippi	2/4/96
19	Southern Cal	3/28/86
5. 17	Rutgers	12/29/04
17	LSU	3/9/03
17	Illinois	12/12/97
8. 16	Chattanooga	11/26/14
16	Florida	1/21/97
16	South Carolina	2/15/96

MOST 2ND HALF POINTS SCORED BY UT

Points	Opponent	Date
1. 75	Tennessee-Martin	11/19/99
2. 71	Tennessee-Martin	2/13/79
3. 69	Notre Dame	1/7/94
69	Stetson	11/26/89
5. 68	Mississippi	2/8/01
6. 67	Puerto Rico-Mayaguez	11/29/02
67	DePaul	1/20/98
8. 64	Mississippi	2/6/05
64	Kentucky	2/18/88
10. 63	Troy	12/21/16
63	Eastern Kentucky	12/19/87
63	Hawaii Pacific	12/20/85

FEWEST 2ND HALF POINTS SCORED BY UT

Points	Opponent	Date
1. 17	Georgia	2/10/02
17	Old Dominion	1/26/80
17	South Carolina	1/23/80
4. 18	Oregon State	12/19/15
18	Virginia Tech	12/6/15
6. 19	Louisiana Tech	12/4/02
7. 20	South Carolina	3/8/15
20	Georgia Tech	11/26/10
20	Georgia	1/21/10
20	West Virginia	11/19/83

MOST POINTS SCORED BY AN OPPONENT

Points	Opponent	Date
1. 102	Auburn	3/6/87
102	Louisiana Tech	3/23/79
3. 99	Louisiana State	3/1/97
4. 98	Louisiana Tech	2/24/97
5. 97	Stanford	12/20/11
97	Texas	12/9/87
7. 96	Stanford	12/14/91
96	Kentucky	1/24/86

9. 95	Florida	2/26/06
10. 94	Georgia	12/8/96

FEWEST POINTS SCORED BY AN OPPONENT

Points	Opponent	Date
1. 26	Puerto Rico-Mayaguez	11/29/02
26	Florida Atlantic	1/21/92
3. 28	Manhattan	12/7/97
4. 29	Tennessee-Martin	12/5/06
29	Maryland	12/4/94
6. 32	Tennessee-Martin	11/23/97
7. 33	Stetson	11/20/05
33	Virginia Tech	2/25/95
33	Miami (Ohio)	11/23/77
10. 34	Stetson	3/19/11
34	San Francisco	12/22/09
34	Chattanooga	11/19/04

MOST 1ST HALF POINTS BY AN OPPONENT

Points	Opponent	Date
1. 52	Vanderbilt	1/19/96
2. 51	South Carolina	1/20/88
3. 50	Wisconsin	2/4/97
4. 49	Auburn	3/6/87
49	Kentucky	1/24/86
6. 48	Baylor	12/4/16
48	Stanford	12/20/11
48	Texas	12/9/87
48	Montclair State	12/2/77
10. 47	Mississippi State	2/14/02

FEWEST 1ST HALF POINTS BY AN OPPONENT

Points	Opponent	Date
1. 8	Maryland	12/4/94
8	Stetson	11/26/89
3. 10	Florida Atlantic	1/21/92
10	East Tennessee State	1/8/86
5. 11	Georgia	3/6/15
11	Arkansas	1/8/12
11	South Carolina	2/1/07
11	Memphis State	2/6/89
9. 12	Stetson	11/20/05
10. 13	Rutgers	12/30/12
13	Mississippi State	2/16/12
13	Mississippi	1/31/08
13	Tennessee-Martin	12/5/06
13	Old Dominion	1/11/96

MOST 2ND HALF POINTS BY AN OPPONENT

Points	Opponent	Date
1. 62	Vanderbilt	1/31/94
2. 61	Louisiana State	3/1/97
3. 59	Maryland	1/15/81
4. 57	Georgia	12/8/96
57	Stanford	12/14/91
57	Louisiana Tech	3/23/79
7. 56	Colorado	12/20/93
56	UCLA	12/16/90
9. 55	Louisiana Tech	2/24/97
55	Mississippi	3/25/83

FEWEST 2ND HALF POINTS BY AN OPPONENT

Points	Opponent	Date
1. 12	Puerto Rico-Mayaguez	11/29/02
2. 13	Lipscomb	12/29/13
3. 14	Stetson	3/19/11
14	George Washington	12/7/05
14	Manhattan	12/7/97
14	Georgia	2/25/95
14	Miami (Ohio)	11/23/77
8. 15	San Francisco	11/15/09
15	Alabama State	3/22/03
15	Memphis	2/16/99

GENERAL

STAFF

PLAYERS

REVIEW

HISTORY

FACILITIES

NCAA

SEC

RECORDS

MEDIA INFO



RECORDS

MOST POINTS IN A QUARTER BY UT

Points	Opponent	Date
1. 38	Troy (4th)	12/21/16
2. 35	Troy (1st)	12/21/16
35	Central Arkansas (1st)	11/15/15
4. 30	Vanderbilt (1st)	1/22/17
30	ETSU (4th)	12/2/15
6. 28	ETSU (1st)	11/15/16
28	JMU (2nd)	11/11/16
28	Central Arkansas (2nd)	11/15/15
9. 27	Florida (1st)	1/26/17
27	UNCW (3rd)	12/29/16
27	Tennessee State (2nd)	11/30/16
27	Notre Dame (4th)	1/18/16
27	Stetson (3rd)	12/30/15

FEWEST POINTS IN A QUARTER BY UT

Points	Opponent	Date
1. 3	Alabama (2nd)	2/25/16
3	Mississippi State (4th)	1/28/16
3. 5	Texas A&M (4th)	2/12/17
4. 6	Auburn (3rd)	1/19/17
6	Penn State (2nd)	11/20/16
6	Virginia Tech (4th)	12/6/15
6	Wichita State (2nd)	12/11/15
8. 7	Chattanooga (3rd)	11/23/15
7	Mississippi State (2nd)	3/5/16
10. 8	Georgia (1st)	2/25/17
8	Arkansas (3rd)	1/14/16
8	LSU (2nd)	2/21/16
8	Texas (2nd)	11/29/15
8	Oregon State (4th)	12/19/15

MOST POINTS IN A QUARTER BY AN OPPONENT

Points	Opponent	Date
1. 29	Louisville (4th)	3/20/17
29	Alabama (4th)	3/2/17
3. 28	Auburn (2nd)	1/19/17
4. 27	Troy (4th)	12/21/16
27	Troy (2nd)	12/21/16
27	Virginia Tech (3rd)	11/27/16
7. 26	Mississippi State (3rd)	2/26/17
26	South Carolina (1st)	1/30/17
26	Penn State (4th)	11/20/16
26	Syracuse (4th)	3/27/16

FEWEST POINTS IN A QUARTER BY AN OPPONENT

Points	Opponent	Date
1. 4	Georgia (1st)	2/28/16
2. 5	Navy (4th)	11/13/16
3. 6	Ole Miss (2nd)	1/12/17
6	Ole Miss (3rd)	2/18/16
6	Arkansas (2nd)	1/14/16
6. 7	Alabama (2nd)	3/2/17
7	Notre Dame (4th)	1/16/17
7	Vanderbilt (1st)	1/5/17
7	UNCW (3rd)	12/29/16
7	Arkansas (1st)	3/3/16
7	Vanderbilt (1st)	2/11/16
7	Alabama (4th)	1/31/16
7	Vanderbilt (3rd)	1/21/16
7	Oregon State (2nd)	12/19/15
7	Chattanooga (1st)	11/23/15

DOUBLE-DOUBLES

▲ FRESHMEN (2 OR MORE)

Holdslaw, Chamique 16
Frost, Sheila 11
Graves, Bashaara 10
Parker, Candace 10
Catchings, Tamika 9
Horton, Karla 7
Johnson, Tiffani 6
Johnson, Glory 5

Gordon, Bridgette 4
Morton, Karen 4
Anosike, Nicky 3
Ostrowski, Mary 3
Snow, Michelle 3
Cain, Kelley 2
Brewer, Alyssia 2
Stricklen, Shekinna 2
Ely, Shyra 2
Evans, Peggy 2
Groover, Debbie 2
Thompson, Pashen 2

▲ SOPHOMORES (2 OR MORE)

Parker, Candace 21
Holdslaw, Chamique 16
Russell, Mercedes 11
Ostrowski, Mary 11
Groover, Debbie 10
Horton, Karla 10
Gordon, Bridgette 9
Catchings, Tamika 8
Ward, Vonda 8
Harrison, Isabelle 6
Towns, Paula 6
Burdick, Cierra 5
Johnson, Glory 5
Ely, Shyra 5
Evans, Peggy 5
Haave, Tanya 5
Jackson, Gwen 5
Cain, Kelley 4
Charles, Daedra 4
Ely, Cindy 4
Johnson, Dana 4
Shekinna, Stricklen 4
Baugh, Vicki 3
Freeman, Valerie 3
Frost, Sheila 3
Manning, Alicia 3
Noble, Cindy 3
Randall, Semeka 3
Snow, Michelle 3
Graves, Bashaara 3
Brewer, Alyssia 2
DeShields, Diamond 2

▲ JUNIORS (2 OR MORE)

Russell, Mercedes 19
Harrison, Isabelle 18
Holdslaw, Chamique 16
Parker, Candace 14
Charles, Daedra 13
Johnson, Glory 12
Noble, Cindy 11
Stricklen, Stricklen 11
Johnson, Tiffani 9
Ostrowski, Mary 9
Nared, Jaime 8
Graves, Bashaara 8
Catchings, Tamika 8
Ely, Shyra 8
Frost, Sheila 8
Haave, Tanya 8
McCray, Nikki 8
Thompson, Pashen 8
Burdick, Cierra 6
Jackson, Gwen 6
Johnson, Dana 6
DeShields, Diamond 5
Groover, Debbie 5
Horton, Karla 5
Snow, Michelle 5
Ward, Vonda 5
Brogdon, Cindy 5
Fluker, Tye'sha 3
Towns, Paula 3
Butts, Tasha 3
Moore, Nia 2
Massengale, Ariel 2
Gordon, Bridgette 2
Cain, Kelley 2

▲ SENIORS (2 OR MORE)

Collins, Shelia 14
Harrison, Lisa 14

Johnson, Glory 14
Charles, Daedra 13
Ostrowski, Mary 12
Burdick, Cierra 9
Holdslaw, Chamique 9
Johnson, Dana 9
Webb, Lisa 9
Frost, Sheila 8
Graves, Bashaara 8
Rankin, Jill 8
Harrison, Isabelle 7
Catchings, Tamika 7
Ely, Shyra 7
Anosike, Nicky 6
Gordon, Bridgette 6
Jackson, Gwen 6
Noble, Cindy 6
Stricklen, Shekinna 5
Baugh, Vicki 4
Thompson, Pashen 4
Butts, Tasha 3
Fuller, Alex 3
Groover, Debbie 3
Nunn, Schaguilla 2
Reynolds, Jordan 2
Robinson, Ashley 2
Snow, Michelle 2
Williams, Kamiko 2

▲ MOST IN CAREER (5 OR MORE)

Holdslaw, Chamique 57
Parker, Candace 45
Johnson, Glory 36
Ostrowski, Mary 35
Catchings, Tamika 32
Harrison, Isabelle 31
Russell, Mercedes 30
Charles, Daedra 30
Frost, Sheila 30
Graves, Bashaara 29
Ely, Shyra 22
Horton, Karla 22
Stricklen, Shekinna 22
Burdick, Cierra 21
Gordon, Bridgette 21
Johnson, Dana 20
Groover, Debbie 20
Noble, Cindy 20
Jackson, Gwen 18
Harrison, Lisa 17
Johnson, Tiffani 17
Collins, Shelia 15
Thompson, Pashen 15
Ward, Vonda 15
Haave, Tanya 14
Snow, Michelle 13
Anosike, Nicky 11
Webb, Lisa 11
McCray, Nikki 10
Towns, Paula 10
Nared, Jaime 9
Evans, Peggy 9
Rankin, Jill 8
Cain, Kelley 8
DeShields, Diamond 7
Randall, Semeka 7
Butts, Tasha 6
Brogdon, Cindy 5

▲ POINTS AND ASSISTS DD

Massengale, Ariel 3
Reynolds, Jordan 2
Clower, Susan 1
Henry, Lea 1
Hornbuckle, Alexis 1
Marciniak, Michelle 1
Marsh, Dawn 1
McGhee, Carla 1
Middleton, Alexa 1
Simmons, Meighan 1
Stricklen, Shekinna 1
Warlick, Holly 1
Zolman, Shanna 1

LADY VOL RECORDS

SINGLE GAME RECORDS: INDIVIDUAL

FIELD GOALS MADE

FGM	Player	Date	Game
1. 24	Patricia Roberts	11/13/76	Kentucky
2. 19	Patricia Roberts	1/24/77	East Tennessee St.
3. 18	Patricia Roberts	3/24/77	vs. Kansas State
18	Patricia Roberts	1/6/77	Marshall
5. 17	Tanya Haave	12/11/82	at Stephen F. Austin
17	Sue Thomas	1/14/76	at Western Carolina
7. 16	Sheila Frost	1/17/88	Vanderbilt
16	Tanya Haave	2/9/83	at Kentucky
16	Patricia Roberts	3/3/77	vs. Middle Tenn. St.
16	Patricia Roberts	1/14/77	at Western Carolina

FIELD GOALS ATTEMPTED

FGA	Player	Date	Game
1. 31	Jill Rankin	1/4/80	North Carolina St.
31	Patricia Roberts	11/13/76	Kentucky
31	Sue Thomas	1/14/76	at Western Carolina
4. 29	Cindy Brogdon	1/28/78	at Kentucky
5. 28	Diamond DeShields	2/5/17	at Georgia
28	Chamique Holdscaw	12/15/96	Stanford
28	Sheila Collins	3/3/85	at Mississippi
28	Cindy Brogdon	3/23/79	vs. Louisiana Tech
28	Cindy Brogdon	2/12/78	Memphis State
10. 27	Candace Parker	4/6/08	vs. Louisiana State
27	Chamique Holdscaw	3/16/98	Western Kentucky
27	Sheila Collins	2/2/85	Georgia

FIELD GOAL PERCENTAGE

FG%	Player (FGM-FGA)	Date	Game
1. 1.000	Gwen Jackson (14-14)	11/29/02	at PR-Mayaguez
1.000	Gwen Jackson (9-9)	11/25/00	vs. Illinois
1.000	Nikki McCray (9-9)	1/22/94	at Mississippi St.
1.000	Sheila Frost (9-9)	12/16/87	at Oregon State
1.000	Lynne Collins (9-9)	12/17/82	at Louisiana St.
1.000	Jerilyn Harper (9-9)	1/29/79	Louisiana State
7. 1.000	Bashaara Graves (8-8)	11/18/15	Penn State
8. 1.000	Bashaara Graves (7-7)	2/12/15	at Mississippi
9. 1.000	Nia Moore (6-6)	3/6/15	vs. Georgia
1.000	Bashaara Graves (6-6)	12/17/13	Tennessee State
1.000	Ariel Massengale (6-6)	1/3/12	Chattanooga
1.000	Kamiko Williams (6-6)	11/15/10	Chattanooga
1.000	Kelley Cain (6-6)	12/6/09	Texas
1.000	Nicky Anosike (6-6)	11/26/07	Louisiana Tech
1.000	Loree Moore (6-6)	11/29/02	at PR-Mayaguez

THREE-POINT FIELD GOALS MADE

3PM	Player	Date	Game
1. 8	Ariel Massengale	3/1/15	Vanderbilt
8	Meighan Simmons	11/28/13	vs. Virginia
8	Meighan Simmons	12/1/10	Lamar
4. 7	Alexa Middleton	12/21/16	Troy
7	Angie Bjorklund	3/6/11	vs. Kentucky
7	Angie Bjorklund	1/24/08	Arkansas
7	Angie Bjorklund	1/5/08	Notre Dame
7	Angie Bjorklund	12/16/07	Gonzaga
7	Shanna Zolman	2/19/06	at Alabama
10. 6	Alexa Middleton	11/13/16	Navy
6	Ariel Massengale	11/21/14	Winthrop
6	Shekinna Stricklen	1/30/11	at Arkansas
6	Angie Bjorklund	2/14/10	Florida
6	Angie Bjorklund	1/28/10	Auburn
6	Angie Bjorklund	3/6/09	vs. Florida
6	Angie Bjorklund	12/18/08	at Old Dominion
6	Shannon Bobbitt	11/15/07	vs. Oklahoma
6	Shannon Bobbitt	1/28/07	at Alabama
6	Tasha Butts	2/15/04	at Vanderbilt
6	Kara Lawson	3/08/03	Mississippi State
6	Kara Lawson	2/27/03	Vanderbilt
6	Kara Lawson	1/12/03	Auburn
6	Kara Lawson	12/21/02	at Texas
6	Kara Lawson	1/30/00	Kentucky
6	Abby Conklin	12/18/96	at Texas Tech

THREE-POINT FIELD GOALS ATTEMPTED

3PA	Player	Date	Game
1. 17	Meighan Simmons	11/28/13	vs. Virginia
2. 16	Angie Bjorklund	1/24/08	Arkansas
3. 15	Meighan Simmons	12/1/10	Lamar
4. 14	Meighan Simmons	1/15/11	Vanderbilt
5. 13	Angie Bjorklund	3/6/10	vs. Vanderbilt
13	Shanna Zolman	3/21/06	vs. G. Washington
7. 12	Ariel Massengale	1/25/15	Georgia
12	Meighan Simmons	4/2/13	vs. Louisville
12	Angie Bjorklund	1/15/11	Vanderbilt
12	Angie Bjorklund	3/20/10	vs. Austin Peay
12	Angie Bjorklund	2/14/10	Florida
12	Angie Bjorklund	1/28/10	Auburn
12	Angie Bjorklund	2/8/09	at Florida
12	Angie Bjorklund	12/16/07	Gonzaga
12	Shanna Zolman	2/19/06	at Alabama

THREE-POINT FIELD GOAL PERCENTAGE

3P%	Player (3PM-3PA)	Date	Game
1. 1.000	Tasha Butts (6-6)	2/15/04	at Vanderbilt
1.000	Kara Lawson (6-6)	2/27/03	Vanderbilt
3. 1.000	Sidney Spencer (5-5)	1/7/06	Connecticut
1.000	Kara Lawson (5-5)	2/2/03	at Vanderbilt
5. 1.000	Alexa Middleton (4-4)	11/11/16	at JMU
1.000	Meighan Simmons (4-4)	1/2/14	LSU
1.000	Ariel Massengale (4-4)	1/3/12	Chattanooga
1.000	Angie Bjorklund (4-4)	2/27/11	LSU
1.000	Angie Bjorklund (4-4)	1/6/11	Alabama
1.000	Sidney Spencer (4-4)	2/2/06	at Mississippi
1.000	Laurie Milligan (4-4)	12/4/94	at Maryland
1.000	Jody Adams (4-4)	2/13/91	DePaul

FREE THROWS MADE

FTM	Player	Date	Game
1. 17	Candace Parker	12/13/07	Middle Tennessee
17	Bridgette Gordon	3/25/89	vs. Long Beach St.
3. 16	Sheila Collins	1/25/85	at Old Dominion
4. 15	Chamique Holdscaw	2/12/98	at Memphis
15	Sheila Collins	2/27/85	Louisiana State
6. 14	Sheila Collins	3/25/84	Georgia
7. 13	Diamond DeShields	1/8/17	Mississippi State
13	Chamique Holdscaw	3/23/98	vs. North Carolina
13	Tonya Edwards	3/24/90	vs. Virginia
13	Bridgette Gordon	3/6/89	vs. Auburn
13	Gail Dobson	3/1/75	vs. Union (Tenn.)
13	Gail Dobson	2/14/75	vs. Appalachian St.

FREE THROWS ATTEMPTED

FTA	Player	Date	Game
1. 21	Candace Parker	12/13/07	Middle Tennessee
2. 20	Bridgette Gordon	3/25/89	vs. Long Beach St.
3. 19	Sheila Collins	1/25/85	at Old Dominion
4. 18	Tonya Edwards	3/24/90	vs. Virginia
5. 17	Candace Parker	3/30/08	vs. Notre Dame
17	Chamique Holdscaw	2/12/98	at Memphis
7. 16	Isabelle Harrison	1/2/14	LSU
16	Glory Johnson	3/4/11	vs. Florida
16	Candace Parker	2/26/06	Florida
16	Daedra Charles	3/2/91	vs. Vanderbilt
16	Sheila Collins	2/27/85	Louisiana State
16	Sheila Collins	3/25/84	Georgia

FREE THROW PERCENTAGE

FT%	Player (FTM-FTA)	Date	Game
1. 1.000	Gail Dobson (13-13)	3/1/75	vs. Union (Tenn.)
2. 1.000	Gail Dobson (12-12)	2/27/75	vs. Union (Tenn.)
3. 1.000	Debbie Groover (11-11)	11/23/77	Miami (Ohio)
4. 1.000	Ariel Massengale (10-10)	1/5/14	at Georgia
1.000	Ariel Massengale (10-10)	11/18/12	at Miami (Fla.)
1.000	Shekinna Stricklen (10-10)	1/15/09	at Mississippi St.
1.000	Shanna Zolman (10-10)	1/7/06	Connecticut
1.000	Laurie Milligan (10-10)	1/19/97	at Vanderbilt
1.000	Tiffany Woosley (10-10)	3/6/94	vs. Alabama
1.000	Tiffany Woosley (10-10)	2/5/94	Alabama
1.000	Sheila Frost (10-10)	1/23/89	Southern Illinois
1.000	Tonya Edwards (10-10)	1/7/87	at Old Dominion

GENERAL

STAFF

PLAYERS

REVIEW

HISTORY

FACILITIES

NCAA

SEC

RECORDS

MEDIA INFO



LADY VOL RECORDS

POINTS

Points	Player	Date	Game
1. 51	Patricia Roberts	11/13/76	Kentucky
2. 43	Tanya Haave	12/11/82	at Stephen F. Austin
43	Patricia Roberts	1/24/77	East Tennessee St.
4. 40	Shelia Collins	3/3/85	at Mississippi
40	Patricia Roberts	3/26/77	vs. Immaculata
6. 39	Chamique Holdsclaw	3/15/99	Boston College
39	Chamique Holdsclaw	2/14/98	Auburn
39	Gail Dobson	3/1/75	vs. Union (Tenn.)
9. 38	Tamika Catchings	2/26/99	vs. Florida
38	Patricia Roberts	1/6/77	Marshall

REBOUNDS

Rebs	Player	Date	Game
1. 24	Patricia Roberts	2/19/77	vs. Anderson J.C.
2. 22	Daedra Charles	3/16/91	S.W. Missouri State
22	Karla Horton	11/24/85	East Carolina
4. 21	Glory Johnson	3/19/12	DePaul
5. 20	Sheila Frost	12/20/87	Northern Illinois
20	Debbie Groover	1/27/79	Valdosta State
20	Cindy Brogdon	2/12/78	at Kentucky
20	Patricia Roberts	3/10/77	vs. Clemson
20	Patricia Roberts	3/3/77	vs. Middle Tenn. St.
20	Patricia Roberts	2/12/77	at Eastern Kentucky
20	Patricia Roberts	11/13/76	Kentucky

ASSISTS

Assts	Player	Date	Game
1. 18	Dawn Marsh	3/6/88	vs. Georgia
2. 14	Holly Warlick	2/12/78	Memphis State
3. 13	Jordan Reynolds	12/21/16	Troy
13	Ariel Massengale	11/28/13	vs. Virginia
13	Shannon Bobbitt	12/16/07	Gonzaga
13	Dawn Marsh	1/11/87	Kentucky
7. 12	Ariel Massengale	1/2/14	LSU
12	Ariel Massengale	1/15/12	Vanderbilt
12	Shekina Stricklen	1/3/10	Oklahoma
12	Michelle Marciniak	2/25/95	Georgia
12	Dawn Marsh	1/17/88	Vanderbilt
12	Dawn Marsh	3/20/86	vs. Georgia
12	Lea Henry	2/28/82	at Kentucky
12	Holly Warlick	3/5/80	Clemson

BLOCKED SHOTS

Blocks	Player	Date	Game
1. 12	Kelley Cain	2/22/10	Alabama
2. 8	Kelley Cain	2/4/10	Arkansas
8	Ashley Robinson	12/11/03	Rutgers
4. 7	Isabelle Harrison	1/3/13	at South Carolina
7	Kelley Cain	2/25/10	Kentucky
7	Kelley Cain	2/14/10	Florida
7	Kelley Cain	3/5/09	vs. Alabama
7	Candace Parker	11/28/06	at Louisiana Tech
7	Candace Parker	11/24/05	vs. Michigan State
7	Michelle Snow	3/31/00	vs. Rutgers
7	Cindy Noble	3/21/81	Illinois State

STEALS

Steals	Player	Date	Game
1. 11	Michelle Marciniak	1/14/96	at Kentucky
2. 10	Shelia Collins	2/8/85	at Florida State
3. 9	Holly Warlick	1/24/79	at Louisiana State
4. 8	Alexis Hornbuckle	3/25/08	at Purdue
8	Alberta Auguste	11/28/06	at Louisiana Tech
8	Loree Moore	11/19/04	at Chattanooga
8	Tamika Catchings	2/16/99	Memphis
8	Nikki McCray	2/12/95	Vanderbilt
8	Nikki McCray	1/20/94	Virginia Tech
8	Nikki McCray	1/7/94	at Notre Dame
8	Nikki McCray	12/9/92	UNC-Charlotte
8	Nikki McCray	2/19/92	at Memphis State

SINGLE GAME RECORDS: TEAM

FIELD GOALS MADE

FGM	Game	Date
1. 58	at Hawaii Pacific	12/20/85
2. 57	at Puerto Rico-Mayaguez	11/29/02
3. 55	Tennessee-Martin	2/13/79
4. 53	Marshall	1/6/77
5. 52	Chattanooga State J.C.	11/29/76
6. 50	Tennessee-Martin	11/19/99
50	vs. Tenn.-Chattanooga	2/28/75
8. 48	at Memphis State	2/19/92
48	Stetson	11/26/89
10. 47	Shorter	1/11/75

FIELD GOALS ATTEMPTED

FGA	Game	Date
1. 98	at Youngstown State	2/9/93
2. 97	Stetson	11/29/89
3. 96	Chattanooga State J.C.	1/29/76
4. 92	Tennessee State	2/27/88
5. 91	Providence	1/25/93
6. 90	vs. Ohio State	12/17/81
90	at Kentucky	1/28/78
8. 88	vs. Memphis State	3/2/78
9. 87	vs. George Mason	12/6/97
87	Vanderbilt	1/17/88

FIELD GOAL PERCENTAGE

FG%	Game (FGM-FGA)	Date
1. .721	at Old Dominion (44-61)	1/4/89
2. .717	vs. Valdosta State (43-60)	11/29/80
3. .716	at Hawaii Pacific (58-81)	12/20/85
4. .692	at UCLA (36-52)	12/17/11
5. .691	St. Joseph's (38-55)	11/16/98
6. .673	at Purdue (37-55)	12/2/95
.673	at Notre Dame (37-55)	1/7/94
8. .672	vs. Old Dominion (43-64)	12/30/09
9. .663	at Puerto Rico-Mayaguez (57-86)	11/29/02
10. .662	at Memphis State (43-65)	2/24/86

THREE-POINT FIELD GOALS MADE

3PM	Game	Date
1. 16	vs. Kentucky	3/6/11
2. 15	Lamar	12/1/10
15	Chattanooga	11/15/10
4. 13	Auburn	1/28/10
13	Arkansas	1/24/08
13	Mississippi	2/6/05
13	vs. Army	11/30/02
8. 12	Navy	11/13/16
12	Vanderbilt	3/1/15
12	vs. Oral Roberts	3/23/08
12	Mississippi	2/8/01

THREE-POINT FIELD GOALS ATTEMPTED

3PA	Game	Date
1. 36	Lamar	12/1/10
2. 35	Chattanooga	11/15/10
3. 32	Vanderbilt	1/15/11
4. 30	Arkansas	1/24/08
5. 29	vs. Oral Roberts	3/23/08
6. 27	UT Martin	3/17/12
27	Mississippi	2/6/05
8. 26	vs. Virginia	11/28/13
26	at Texas Tech	12/18/96
10. 25	at JMU	11/11/16
25	Alabama	2/12/09
25	Mississippi State	1/26/03

THREE-POINT FIELD GOAL PERCENTAGE

3P%	Game (3PM-3PA)	Date
1. .875	at Notre Dame (7-8)	1/7/94
2. .857	Navy (12-14)	11/13/16
.857	vs. Vanderbilt (6-7)	2/28/98
4. .833	DePaul (5-6)	2/13/91
5. .762	vs. Kentucky (16-21)	3/6/11

LADY VOL RECORDS

6.	.733	Princeton (11-15)	12/20/05
7.	.727	vs. Ole Miss (8-11)	3/27/07
8.	.714	Kentucky (5-7)	2/11/07
	.714	Vanderbilt (5-7)	2/18/99
	.714	Stanford (5-7)	12/1/94
	.714	at Memphis State (5-7)	2/19/92
	.714	Florida Atlantic (5-7)	1/21/92

FREE THROWS MADE

FTM	Game	Date
1.	40 at Florida	2/3/05
2.	38 vs. Long Beach State	3/25/89
3.	37 at Vanderbilt	1/19/97
4.	36 Long Beach State	12/3/88
5.	35 Southern California	3/21/82
6.	34 vs. Alabama	3/6/94
	34 vs. Georgia	3/5/94
8.	33 at Old Dominion	1/7/87
9.	32 Connecticut	1/7/06
	32 Florida	2/19/04
	32 at Memphis	2/12/98

FREE THROWS ATTEMPTED

FTA	Game	Date
1.	53 Long Beach State	12/3/88
2.	48 vs. Long Beach State	3/25/89
3.	47 Tennessee State	2/17/86
4.	46 at Florida	2/3/05
5.	45 Memphis	2/16/99
	45 UCLA	12/21/98
	45 at Vanderbilt	1/19/97
8.	44 vs. Alabama	3/6/94
9.	43 at Chattanooga	11/21/08
	43 vs. Stanford	12/1/94

FREE THROW PERCENTAGE

FT%	Game (FTM-FTA)	Date
1.	1.000 Alabama (18-18)	2/19/15
	1.000 LSU (10-10)	2/22/10
	1.000 vs. Southern California (9-9)	4/1/84
	1.000 Tenn.-Chattanooga (6-6)	12/5/84
5.	.958 Vanderbilt (23-24)	2/27/03
	.958 at Kentucky (23-24)	2/13/85
7.	.956 Wake Forest (22-23)	3/19/88
8.	.955 vs. Gonzaga (21-22)	3/28/15
9.	.952 vs. Georgia (20-21)	1/25/15
10.	.950 Georgia (19-20)	1/21/06
	.950 Alabama (19-20)	1/2/0/02

POINTS

Points	Game	Date
1.	136 at Puerto Rico-Mayaguez	11/29/02
2.	133 Tennessee-Martin	11/19/99
3.	130 at Hawaii Pacific	12/20/85
4.	125 at DePaul	1/20/98
5.	124 Tennessee-Martin	2/13/79
6.	119 Mississippi	2/8/01
7.	118 at Memphis State	2/19/92
	118 Florida	2/8/80
9.	115 Eastern Kentucky	12/19/87
10.	114 Tennessee State	2/17/86

REBOUNDS

Reb	Game	Date
1.	76 Tennessee State	2/27/88
2.	74 Troy	12/14/13
3.	72 Belmont	3/1/79
4.	71 Saint Francis	12/3/14
	71 at Youngstown State	2/9/93
6.	70 Tennessee State	2/17/86
7.	66 Virginia	11/19/95
8.	65 Georgia Tech	11/17/13
	65 vs. Marquette	11/23/96
10.	64 San Francisco	11/15/08
	64 vs. George Mason	12/6/97
	64 South Carolina State	3/19/83
	64 vs. Washington State	12/16/81

ASSISTS

Assists	Game	Date
1.	41 at Hawaii Pacific	12/20/85
2.	36 East Tennessee State	2/5/80
3.	35 Kansas State	1/7/82
4.	33 vs. Valdosta State	11/29/80
5.	32 at Fullerton State	12/16/79
6.	31 Lipscomb	12/29/13
	31 Stetson	11/26/89
	31 Tennessee Tech	3/15/87
	31 at Memphis State	2/24/86
	31 Tennessee State	2/17/86
	31 at San Jose State	12/15/79

BLOCKED SHOTS

Blocks	Game	Date
1.	15 Kentucky	2/25/10
2.	14 LSU	2/22/10
3.	13 Eastern Kentucky	12/19/87
4.	12 Alabama	1/6/11
	12 Florida	2/14/10
	12 Louisville	12/16/09
	12 Auburn	1/10/08
	12 Notre Dame	12/30/06
	12 vs. Colgate	3/20/04
10.	11 Tennessee State	12/17/13
	11 at South Carolina	1/3/13
	11 South Carolina	1/7/10
	11 vs. Florida	3/7/08
	11 Louisiana Tech	11/26/07
	11 Connecticut	2/1/01
	11 Mississippi	2/4/99
	11 Liberty	3/14/98
	11 at DePaul	1/20/98
	11 at Tennessee-Martin	11/23/97
	11 Tennessee State	2/17/86

STEALS

Steals	Game	Date
1.	38 at Hawaii Pacific	12/20/85
2.	27 Louisiana State	2/22/98
3.	24 at Tennessee-Martin	11/23/97
	24 Providence	1/25/93
	24 North Carolina-Charlotte	12/9/92
	24 Mississippi State	2/21/87
7.	23 at George Washington	11/27/01
	23 Radford	3/16/96
	23 at Notre Dame	1/7/94
	23 Kentucky	2/17/79

SINGLE SEASON RECORDS

INDIVIDUAL

GAMES PLAYED

Games	Player	Year
1.	39 Tamika Catchings	1997-98
	39 Teresa Geter	1997-98
	39 Chamique Holdscraw	1997-98
	39 Kellie Jolly	1997-98
	39 LaShonda Stephens	1997-98
	39 Kyra Elzy	1996-97
	39 Chamique Holdscraw	1996-97
	39 Brynae Laxton	1996-97
	39 Cindy Brogdon	1978-79
	39 Susan Clower	1978-79
	39 Debbie Groover	1978-79
	39 Kathy O'Neil	1978-79
	39 Holly Warlick	1978-79

GAMES STARTED

Starts	Player	Year
1.	39 Chamique Holdscraw	1997-98
	39 Cindy Brogdon	1978-79
	39 Debbie Groover	1978-79
	39 Holly Warlick	1978-79
5.	38 Nicky Anosike	2007-08
	38 Shannon Bobbitt	2007-08

38	Gwen Jackson	2002-03
38	Kara Lawson	2002-03
38	Loree Moore	2002-03
38	Tamika Catchings	1997-98
38	Kellie Jolly	1997-98
38	Chamique Holdscraw	1996-97
38	Pashen Thompson	1996-97
38	Cindy Noble	1979-80
38	Jill Rankin	1979-80
38	Holly Warlick	1979-80

FIELD GOALS MADE

FGM	Player	Year
1.	428 Trish Roberts	1976-77
2.	370 Chamique Holdscraw	1997-98
3.	344 Cindy Brogdon	1978-79
4.	332 Chamique Holdscraw	1996-97
5.	300 Candace Parker	2007-08
	300 Bridgette Gordon	1988-89
7.	296 Jill Rankin	1979-80
8.	294 Chamique Holdscraw	1998-99
9.	289 Bridgette Gordon	1987-88
10.	286 Cindy Brogdon	1977-78

FIELD GOALS ATTEMPTED

FGA	Player	Year
1.	693 Cindy Brogdon	1978-79
2.	678 Chamique Holdscraw	1997-98
3.	667 Chamique Holdscraw	1996-97
4.	662 Trish Roberts	1976-77
5.	593 Cindy Brogdon	1977-78
6.	567 Chamique Holdscraw	1998-99
7.	563 Bridgette Gordon	1988-89
8.	560 Candace Parker	2007-08
9.	536 Jill Rankin	1979-80
10.	534 Bridgette Gordon	1987-88

FIELD GOAL PERCENTAGE (MIN. 250 ATTEMPTS)

FG%	Player (FGM-FGA)	Year
1.	.679 Cindy Noble (266-392)	1979-80
2.	.647 Trish Roberts (428-662)	1976-77
3.	.615 Sheila Frost (208-338)	1987-88
4.	.614 Dana Johnson (215-350)	1994-95
5.	.597 Cindy Noble (178-298)	1980-81
6.	.590 Sheila Frost (161-273)	1986-87
7.	.586 Mary Ostrowski (190-324)	1982-83
8.	.582 Cindy Noble (170-292)	1978-79
9.	.580 Sheila Frost (181-312)	1985-86
10.	.578 Sheila Frost (204-353)	1988-89

THREE-POINT FIELD GOALS MADE

3PM	Player	Year
1.	103 Shanna Zolman	2005-06
2.	102 Angie Bjorklund	2009-10
3.	79 Kara Lawson	1999-00
4.	78 Shannon Bobbitt	2007-08
5.	77 Kara Lawson	2002-03
6.	74 Ariel Massengale	2014-15
7.	73 Angie Bjorklund	2010-11
8.	72 Meighan Simmons	2013-14
9.	69 Meighan Simmons	2012-13
	69 Shannon Bobbitt	2006-07

THREE-POINT FIELD GOALS ATTEMPTED

3PA	Player	Year
1.	239 Angie Bjorklund	2009-10
2.	238 Shanna Zolman	2005-06
3.	202 Ariel Massengale	2014-15
4.	200 Meighan Simmons	2013-14
5.	195 Shannon Bobbitt	2007-08
6.	189 Meighan Simmons	2012-13
7.	187 Meighan Simmons	2010-11
8.	185 Angie Bjorklund	2007-08
9.	181 Kara Lawson	1999-00
10.	171 Kara Lawson	2002-03

GENERAL

STAFF

PLAYERS

REVIEW

HISTORY

FACILITIES

NCAA

SEC

RECORDS

MEDIA INFO



LADY VOL RECORDS

THREE-POINT FIELD GOAL PCT. (MIN. 50 ATTEMPTS)

3P%	Player (3PM-3PA)	Year
1. .490	Dena Head (25-51)	1990-91
2. .455	Tiffany Woosley (46-101)	1993-94
3. .451	Angie Bjorklund (73-162)	2010-11
4. .450	Kara Lawson (77-171)	2002-03
5. .436	Shanna Zolman (68-156)	2004-05
	436 Kara Lawson (79-181)	1999-00
7. .434	Sidney Spencer (53-122)	2005-06
8. .433	Shanna Zolman (103-238)	2005-06
9. .427	Angie Bjorklund (102-239)	2009-10
10. .426	Shanna Zolman (58-136)	2003-04

FREE THROWS MADE

FTM	Player	Year
1. 201	Candace Parker	2007-08
2. 166	Candace Parker	2006-07
	166 Chamique Holdsclaw	1997-98
4. 165	Tamika Catchings	1997-98
5. 159	Candace Parker	2005-06
6. 155	Semekia Randall	1997-98
7. 147	Dana Johnson	1994-95
8. 145	Cindy Noble	1979-80
9. 141	Jaime Nared	2016-17
10. 138	Jill Rankin	1979-80
	138 Glory Johnson	2011-12

FREE THROWS ATTEMPTED

FTA	Player	Year
1. 288	Candace Parker	2007-08
2. 232	Candace Parker	2006-07
3. 227	Glory Johnson	2010-11
4. 218	Candace Parker	2005-06
5. 217	Glory Johnson	2011-12
	217 Tamika Catchings	1997-98
	217 Chamique Holdsclaw	1997-98
8. 213	Semekia Randall	1997-98
9. 208	Daedra Charles	1990-91
10. 205	Dana Johnson	1994-95

FREE THROW PCT. (MIN. 50 ATTEMPTS)

FT%	Player (FTM-FTA)	Year
1. .957	Shanna Zolman (88-92)	2003-04
2. .944	Shanna Zolman (85-90)	2005-06
3. .900	Sidney Spencer (54-60)	2006-07
4. .892	Shanna Zolman (58-65)	2002-03
5. .884	Kara Lawson (99-112)	2002-03
6. .880	Tiffany Woosley (110-125)	1993-94
7. .879	Latina Davis (51-58)	1993-94
8. .876	Jaime Nared (141-161)	2016-17
9. .864	Cindy Brogdon (102-118)	1977-78
10. .862	Shanna Zolman (75-87)	2004-05

POINTS

Points	Player	Year
1. 987	Trish Roberts	1976-77
2. 915	Chamique Holdsclaw	1997-98
3. 809	Candace Parker	2007-08
4. 803	Chamique Holdsclaw	1996-97
5. 784	Cindy Brogdon	1978-79
6. 735	Bridgette Gordon	1988-89
7. 730	Jill Rankin	1979-80
8. 724	Chamique Holdsclaw	1998-99
9. 711	Tamika Catchings	1997-98
10. 706	Candace Parker	2006-07

POINTS AVERAGE

Points	Player	Year
1. 29.9	Patricia Roberts	1976-77
2. 23.5	Chamique Holdsclaw	1997-98
3. 21.7	Cindy Brogdon	1977-78
4. 21.3	Candace Parker	2007-08
	21.3 Chamique Holdsclaw	1998-99
6. 20.8	Bridgette Gordon	1987-88

7. 20.6	Chamique Holdsclaw	1996-97
8. 20.4	Bridgette Gordon	1988-89
9. 20.1	Cindy Brogdon	1978-79
10. 19.6	Candace Parker	2006-07

REBOUNDS

Reb	Player	Year
1. 467	Trish Roberts	1976-77
2. 367	Chamique Holdsclaw	1996-97
3. 359	Glory Johnson	2010-11
4. 355	Glory Johnson	2011-12
5. 352	Candace Parker	2006-07
6. 338	Debbie Groover	1978-79
7. 328	Chamique Holdsclaw	1997-98
8. 326	Isabelle Harrison	2013-14
9. 326	Chamique Holdsclaw	1995-96
10. 322	Candace Parker	2007-08
	322 Daedra Charles	1990-91

REBOUND AVERAGE

RPG	Player	Year
1. 14.2	Trish Roberts	1976-77
2. 9.9	Glory Johnson	2011-12
3. 9.8	Candace Parker	2006-07
4. 9.7	Mercedes Russell	2016-17
	9.7 Glory Johnson	2010-11
6. 9.4	Chamique Holdsclaw	1996-97
	9.4 Lisa Harrison	1992-93
	9.4 Sheila Frost	1985-86
	9.4 Shelia Collins	1984-85
10. 9.3	Isabelle Harrison	2013-14

ASSISTS

Assists	Player	Year
1. 243	Dawn Marsh	1987-88
2. 225	Holly Warlick	1979-80
3. 204	Michelle Marciniak	1994-95
4. 193	Dawn Marsh	1986-87
5. 192	Dawn Marsh	1985-86
6. 181	Holly Warlick	1978-79
7. 165	Lea Henry	1980-81
8. 162	Ariel Massengale	2011-12
9. 158	Ariel Massengale	2012-13
	158 Lea Henry	1981-82

ASSIST AVERAGE

APG	Player	Year
1. 7.1	Dawn Marsh	1987-88
2. 6.0	Dawn Marsh	1986-87
3. 5.9	Holly Warlick	1979-80
4. 5.8	Ariel Massengale	2013-14
5. 5.7	Michelle Marciniak	1994-95
6. 5.6	Dawn Marsh	1985-86
7. 5.3	Lea Henry	1980-81
8. 5.0	Holly Warlick	1977-78
9. 4.9	Ariel Massengale	2011-12
	4.9 Lea Henry	1981-82

BLOCKED SHOTS

Blocks	Player	Year
1. 113	Kelley Cain	2009-10
2. 99	Candace Parker	2006-07
3. 90	Candace Parker	2007-08
	90 Teresa Geter	1997-98
5. 86	Candace Parker	2005-06
6. 77	Sheila Frost	1985-86
7. 70	Ashley Robinson	2003-04
8. 66	Kelley Cain	2010-11
	66 Mercedes Russell	2015-16
10. 63	Ashley Robinson	2002-03

STEALS

Steals	Player	Year
1. 141	Holly Warlick	1978-79
2. 114	Alexis Hornbuckle	2006-07
3. 113	Shelia Collins	1984-85

4. 110	Chamique Holdsclaw	1997-98
5. 109	Holly Warlick	1979-80
6. 105	Bridgette Gordon	1988-89
7. 104	Alexis Hornbuckle	2007-08
8. 102	Semekia Randall	1997-98
9. 101	Michelle Marciniak	1995-96
10. 100	Tamika Catchings	1997-98

CAREER RECORDS

INDIVIDUAL

GAMES PLAYED

Gms.	Player	Years
1. 148	Chamique Holdsclaw	1995-99
2. 146	Nicky Anosike	2004-08
3. 144	Shanna Zolman	2002-06
4. 143	Meighan Simmons	2010-14
	143 Kara Lawson	1999-2003
	143 Abby Conklin	1993-97
7. 141	Glory Johnson	2009-10-11-12
	141 Tasha Butts	2000-04
	141 Holly Warlick	1976-80
10. 140	Tye'sha Fluker	2002-06
	140 Semeka Randall	1997-2001

GAMES STARTED

Starts	Player	Years
1. 147	Chamique Holdsclaw	1995-99
2. 138	Shekinna Stricklen	2008-12
3. 137	Kara Lawson	1999-2003
4. 133	Nicky Anosike	2004-08
5. 128	Bashaara Graves	2012-16
6. 127	Meighan Simmons	2010-14
7. 126	Tamika Catchings	1997-2001
8. 123	Lea Henry	1979-83
9. 121	Bridgette Gordon	1985-89
10. 119	Alexis Hornbuckle	2004-08
	119 Semeka Randall	1997-2001

FIELD GOALS MADE

Made	Player	Years
1. 1233	Chamique Holdsclaw	1995-99
2. 1017	Bridgette Gordon	1985-89
3. 797	Candace Parker	2005-08
4. 760	Tamika Catchings	1997-2001
5. 754	Sheila Frost	1985-89
6. 746	Meighan Simmons	2010-14
	746 Tanya Haave	1980-84
8. 731	Semekia Randall	1997-2001
9. 692	Shekinna Stricklen	2008-12
10. 687	Mary Ostrowski	1980-84

FIELD GOALS ATTEMPTED

FGA	Player	Years
1. 2419	Chamique Holdsclaw	1995-99
2. 1985	Bridgette Gordon	1985-89
3. 1834	Meighan Simmons	2010-14
4. 1590	Semekia Randall	1997-2001
5. 1583	Shekinna Stricklen	2008-12
6. 1506	Tamika Catchings	1997-2001
7. 1482	Candace Parker	2005-08
8. 1475	Kara Lawson	1999-2003
9. 1456	Tanya Haave	1980-84
10. 1404	Shyra Ely	2001-05

FIELD GOAL PCT. (MIN. 200 ATTEMPTS)

FG%	Player (FGM-FGA)	Years
1. .647	Trish Roberts (428-662)	1976-77
2. .625	Cindy Noble (614-982)	1978-81
3. .606	Kelley Cain (343-566)	2008-11
4. .591	Sheila Frost (754-1276)	1985-89
5. .564	Mercedes Russell (440-780)	2013-16
	.561 Jerilyn Harper (152-271)	1978-79
7. .553	M. Snow (585-1057)	1998-2002
8. .552	Jill Rankin (296-536)	1979-80
9. .5520	Daedra Charles (594-1077)	1988-91

LADY VOL RECORDS

10.	.549	D. Johnson (622-1132)	1991-95
11.	.540	M. Ostrowski (687-1272)	1980-84

THREE-POINT FIELD GOALS MADE

3PM	Player	Years
1.	305	Angie Bjorklund 2007-11
2.	266	Shanna Zolman 2002-06
3.	256	Kara Lawson 1999-2003
4.	255	Meighan Simmons 2010-14
5.	164	Ariel Massengale 2011-15
6.	163	Shekinna Stricklen 2008-12
7.	161	Brittany Jackson 2001-05
8.	147	Shannon Bobbitt 2006-08
9.	143	Taber Spani 2009-13
10.	133	Sidney Spencer 2003-07

THREE-POINT FIELD GOALS ATTEMPTED

3PA	Player	Years
1.	740	Meighan Simmons 2010-14
2.	738	Angie Bjorklund 2007-11
3.	626	Shanna Zolman 2002-06
4.	617	Kara Lawson 1999-2003
5.	481	Shekinna Stricklen 2008-12
6.	455	Ariel Massengale 2011-15
7.	443	Brittany Jackson 2001-05
8.	381	Taber Spani 2009-13
9.	368	Nikki Caldwell 1990-94
10.	366	Tamika Catchings 1997-2001

THREE-POINT FIELD GOAL PCT. (MIN. 100 ATTEMPTS)

3P%	Player (3PM-3PA)	Years
1.	.425 S. Zolman (266-626)	2002-06
2.	.415 Kara Lawson (256-617)	1999-2003
3.	.413 A. Bjorklund (305-738)	2007-11
4.	.412 April McDivitt (101-245)	1999-2002
5.	.406 Shannon Bobbitt (147-362)	2006-08
6.	.396 S. Spencer (133-336)	2003-07
7.	.393 Gwen Jackson (55-140)	1999-03
8.	.391 T. Woosley (132-338)	1991-95
9.	.375 Taber Spani (143-381)	2009-13
10.	.364 Kellie Jolly (99-272)	1995-99

FREE THROWS MADE

FTM	Player	Years
1.	526	Candace Parker 2005-08
2.	523	Chamique Holdsclaw 1995-99
3.	493	Glory Johnson 2008-12
4.	471	Tamika Catchings 1997-2001
5.	439	Semeka Randall 1997-2001
6.	423	Bridgette Gordon 1985-89
7.	405	Bashaara Graves 2012-16
8.	381	Nicky Anosike 2004-08
9.	377	Dana Johnson 1991-95
10.	371	Tonya Edwards 1986-90

FREE THROWS ATTEMPTED

FTA	Player	Years
1.	796	Glory Johnson 2008-12
2.	738	Candace Parker 2005-08
3.	731	Chamique Holdsclaw 1995-99
4.	618	Semeka Randall 1997-2001
5.	611	Tamika Catchings 1997-2001
6.	610	Bridgette Gordon 1985-89
7.	586	Nicky Anosike 2004-08
8.	584	Dana Johnson 1991-95
9.	566	Bashaara Graves 2012-16
10.	539	Daedra Charles 1988-91

FREE THROW PCT. (MIN. 150 ATTEMPTS)

FT%	Player (FTM-FTA)	Years
1.	.916 S. Zolman (306-334)	2002-06
2.	.853 S. Spencer (163-191)	2003-07
3.	.847 Kara Lawson (344-406)	1999-2003

4.	.839	Cindy Brogdon (198-236)	1977-79
5.	.831	Jaime Nared (260-313)	2014-
6.	.816	T. Woosley (284-348)	1991-95
	.816	Tanya Haave (279-342)	1980-84
8.	.812	Ariel Massengale (277-341)	2011-15
9.	.808	Taber Spani (160-198)	2009-13
10.	.802	Jill Rankin (138-172)	1979-80
11.	.797	Jody Adams (141-177)	1989-93

POINTS

Points	Player	Years
1.	3025	Chamique Holdsclaw 1995-99
2.	2462	Bridgette Gordon 1985-89
3.	2137	Candace Parker 2005-08
4.	2113	Tamika Catchings 1997-2001
5.	2064	Meighan Simmons 2010-14
6.	1950	Kara Lawson 1999-2003
7.	1915	Semeka Randall 1997-2001
8.	1882	Shekinna Stricklen 2008-12
9.	1790	Sheila Frost 1985-89
10.	1771	Tanya Haave 1980-84

SCORING AVERAGE (MIN. 30 GAMES)

PPG	Player	Years
1.	29.9	Trish Roberts 1976-77
2.	20.8	Cindy Brogdon 1977-79
3.	20.4	Chamique Holdsclaw 1995-99
4.	19.4	Candace Parker 2005-08
5.	19.2	Jill Rankin 1979-80
6.	18.0	Bridgette Gordon 1985-89
7.	16.6	Tamika Catchings 1997-2001
8.	15.7	Diamond DeShields 2015-17
9.	15.2	Cindy Noble 1978-81
10.	14.4	Meighan Simmons 2010-2014

REBOUNDS

Rebounds	Player	Years
1.	1295	Chamique Holdsclaw 1995-99
2.	1218	Glory Johnson 2008-12
3.	1044	Bashaara Graves 2012-16
4.	1043	Sheila Frost 1985-89
5.	1004	Tamika Catchings 1997-2001
6.	994	Mary Ostrowski 1980-84
7.	972	Candace Parker 2005-08
8.	957	Debbie Groover 1977-81
9.	940	Shyra Ely 2001-05
10.	915	Bridgette Gordon 1985-89

REBOUND AVERAGE (MIN. 30 GAMES)

RPG	Player	Years
1.	14.2	Trish Roberts 1976-77
2.	8.8	Candace Parker 2005-08
	8.8	Chamique Holdsclaw 1995-99
4.	8.6	Glory Johnson 2008-12
5.	8.2	Daedra Charles 1988-91
6.	8.0	Mary Ostrowski 1979-84
7.	7.9	Tamika Catchings 1996-2001
8.	7.7	Karla Horton 1984-87
9.	7.6	Mercedes Russell 2013-
	7.6	Sheila Frost 1985-89
11.	7.5	Bashaara Graves 2012-16

ASSISTS

Assts.	Player	Years
1.	755	Dawn Marsh 1984-88
2.	673	Holly Warlick 1976-80
3.	587	Lea Henry 1979-83
4.	518	Ariel Massengale 2011-15
5.	503	Alexis Hornbuckle 2004-08
6.	456	Kara Lawson 1999-2003
7.	452	Kellie Jolly 1995-99
8.	449	Michelle Marciniak 1993-96
9.	439	Dena Head 1988-92
10.	429	Kristen Clement 1997-2001

ASSIST AVERAGE (MIN. 30 GAMES)

APG	Player	Years
1.	5.7	Dawn Marsh 1984-88
2.	4.8	Holly Warlick 1976-80
3.	4.4	Lea Henry 1979-83
4.	4.3	Michelle Marciniak 1993-96
5.	4.2	Ariel Massengale 2011-
6.	3.7	Cindy Brogdon 1977-79
7.	3.64	Alexis Hornbuckle 2004-08
8.	3.58	Loree Moore 2001-05
9.	3.4	Kellie Jolly 1995-99
10.	3.3	Dena Head 1988-92
	3.3	Suzanne Barbre ***-1976-78

BLOCKED SHOTS

Blocks	Player	Years
1.	275	Candace Parker 2005-08
2.	249	Sheila Frost 1985-89
3.	228	Kelley Cain 2008-11
4.	200	Ashley Robinson 2000-04
5.	194	Michelle Snow 1998-2002
6.	161	Nicky Anosike 2004-08
7.	151	Mercedes Russell 2013-
8.	136	Tamika Catchings 1997-2001
9.	135	Teresa Geter 1997-99
10.	131	Isabelle Harrison 2011-15

STEALS

Steals	Player	Years
1.	373	Alexis Hornbuckle 2004-08
2.	336	Bridgette Gordon 1985-89
3.	311	Tamika Catchings 1997-2001
4.	305	Chamique Holdsclaw 1995-99
5.	289	Nikki McCray 1991-95
6.	286	Semeka Randall 1997-2001
7.	280	Loree Moore 2001-05
8.	278	Sheila Collins 1981-85
9.	250	Holly Warlick ***-1978-80
10.	234	Michelle Marciniak 1993-96

GENERAL

STAFF

PLAYERS

REVIEW

HISTORY

FACILITIES

NCAA

SEC

RECORDS

MEDIA INFO



LADY VOL RECORDS BY CLASS

FRESHMAN

POINTS

Total	Name	Opponent	Date
1. 35	Tamika Catchings	DePaul	1/20/98
2. 34	Candace Parker	Florida	2/26/06
3. 31	Shyra Ely	Georgia	3/1/02
4. 29	Angie Bjorklund	Arkansas	1/24/08
29	Candace Parker	Rutgers	3/26/06

REBOUNDS

Total	Name	Opponent	Date
1. 19	Chamique Holdscaw	Georgia	1/8/96
2. 18	Sheila Frost	Notre Dame	12/9/85
3. 17	Sheila Frost	Iowa	3/16/86
17	Bridgette Gordon	Georgia	1/29/86
17	Tiffani Johnson	Louisiana Tech	11/20/94
17	Michelle Snow	Mississippi St.	2/6/99

ASSISTS

Total	Name	Opponent	Date
1. 12	Ariel Massengale	Vanderbilt	1/15/12
2. 11	Alexa Middleton	Penn	11/14/14
11	Ariel Massengale	Alabama	1/26/12
11	Meighan Simmons	Alabama	1/6/11
5. 9	Cierra Burdick	Old Dominion	12/28/11
9	Jody Adams	Stetson	11/26/89
9	Jody Adams	Illinois	1/2/90
9	Pam Marr	Rutgers	1/19/83

BLOCKED SHOTS

Total	Name	Opponent	Date
1. 7	Candace Parker	Michigan State	11/24/05
7	Kelley Cain	Alabama	3/5/09
3. 6	Mercedes Russell	Tennessee State	12/17/13
6	Kelley Cain	Georgia	2/5/09
6	Candace Parker	Rutgers	3/26/06
6	Sheila Frost	Tennessee St.	2/17/86

STEALS

Total	Name	Opponent	Date
1. 8	Nikki McCray	Memphis St.	2/19/92
8	Bridgette Gordon	Hawaii Pacific	12/20/85
3. 7	Sheila Collins	Southern Cal.	3/21/82
4. 6	8x, most recently N. Anosike	Purdue	3/22/05

SOPHOMORE

POINTS

Total	Name	Opponent	Date
1. 38	Tamika Catchings	Florida	2/26/99
2. 34	Chamique Holdscaw	Georgia	12/8/96
3. 33	Chamique Holdscaw	Louisiana Tech	2/24/97
33	Bridgette Gordon	Auburn	3/21/87
5. 32	Candace Parker	Old Dominion	12/22/06

REBOUNDS

Total	Name	Opponent	Date
1. 22	Karla Horton	East Carolina	11/24/85
2. 20	Debbie Groover	Valdosta St.	1/27/79
3. 19	Pashen Thompson	Montana	12/19/94
4. 18	Bashaara Graves	Georgia Tech	11/17/13
18	Chamique Holdscaw	DePaul	1/28/97
18	Sheila Frost	Georgia	1/24/87
18	Karla Horton	Louisiana St.	1/20/86

ASSISTS

Total	Name	Opponent	Date
1. 14	Holly Warlick	Memphis St.	2/17/78
2. 12	Shekinna Stricklen	Oklahoma	1/3/10
12	Dawn Marsh	Georgia	3/20/86
4. 11	Kellie Jolly	Old Dominion	3/30/97
11	Dawn Marsh	Hawaii Pacific	12/20/85

BLOCKED SHOTS

Total	Name	Opponent	Date
1. 12	Kelley Cain	LSU	2/22/10
2. 8	Kelley Cain	Arkansas	2/4/10
3. 7	Isabelle Harrison	South Carolina	1/3/13

7	Kelley Cain	Kentucky	2/25/10
7	Kelley Cain	Florida	2/14/10
7	Candace Parker	Louisiana Tech	11/28/06
7	Michelle Snow	Rutgers	3/31/00

STEALS

Total	Name	Opponent	Date
1. 8	Tamika Catchings	Memphis	2/16/99
8	Tonya Edwards	Oregon State	12/16/87
8	Tonya Edwards	Florida	2/21/88
8	Nikki McCray	UNC Charlotte	12/9/92
5. 7	12x, most recently D. DeShields	East Tennessee St.	12/2/15

JUNIOR

POINTS

Total	Name	Opponent	Date
1. 43	Tanya Haave	Stephen F. Austin	12/11/82
2. 39	Chamique Holdscaw	Auburn	2/14/98
3. 37	Chamique Holdscaw	Florida	1/10/98
4. 36	Sheila Frost	Vanderbilt	1/17/88
5. 35	Cindy Noble	UT-Chattanooga	1/18/80

REBOUNDS

Total	Name	Opponent	Date
1. 20	Cindy Brogdon	Memphis St.	2/17/78
2. 20	Sheila Frost	N. Illinois	12/20/87
3. 19	Tiffani Johnson	Auburn	2/15/97
4. 18	Isabelle Harrison	Georgia Tech	11/17/13
18	Glory Johnson	Mississippi St.	1/27/11
18	Glory Johnson	Georgia Tech	11/26/10
18	Dana Johnson	Alabama	3/6/94

ASSISTS

Total	Name	Opponent	Date
1. 13	Ariel Massengale	Virginia	11/28/13
2. 12	Ariel Massengale	LSU	1/2/14
12	Michelle Marciniak	Georgia	2/25/95
12	Lea Henry	Kentucky	2/28/82
5. 11	Alexa Middleton	Tennessee State	11/30/16
11	Laurie Milligan	Old Dominion	1/7/97
11	Shelley Sexton	UCLA	12/15/85
11	Susan Clower	Old Dominion	2/16/81

BLOCKED SHOTS

Total	Name	Opponent	Date
1. 6	Mercedes Russell	Vanderbilt	1/5/17
6	Nia Moore	Alabama	2/19/15
6	Kelley Cain	South Carolina	1/20/11
6	Daedra Charles	Georgia	3/4/90
4. 5	Kelley Cain	Kentucky	3/6/11
5	Kelley Cain	Florida	2/10/11
5	Candace Parker	Mississippi St.	2/24/08
5	Candace Parker	Rutgers	2/11/08
5	Ashley Robinson	Alabama	1/16/03
5	Michelle Snow	Memphis	12/15/00
5	Sheila Frost	Memphis St.	1/27/88
5	Sheila Frost	Louisiana Tech	2/15/88

STEALS

Total	Name	Opponent	Date
1. 9	Holly Warlick	Louisiana State	1/24/79
2. 8	Alberta Auguste	Louisiana Tech	11/28/06
8	Dena Head	Virginia Tech	12/3/90
8	Shelley Sexton	Hawaii Pacific	12/20/85
8	Nikki McCray	Virginia Tech	1/20/94

SENIOR

POINTS

Total	Name	Opponent	Date
1. 51	Patricia Roberts	Kentucky	11/13/76
2. 43	Patricia Roberts	ETSU	1/24/77
3. 40	Shelia Collins	Mississippi	3/3/85
4. 39	Chamique Holdscaw	Boston College	3/15/99
5. 37	Tasha Butts	Vanderbilt	2/15/04
37	Jill Rankin	N.C. State	1/4/80

LADY VOL RECORDS BY CLASS

REBOUNDS

Total	Name	Opponent	Date
1. 22	Daedra Charles	SW Missouri St.	3/16/91
2. 21	Glory Johnson	DePaul	3/11/12
3. 20	Patricia Roberts	Clemson, MTSU EKU, KY	3-7/11-16
4. 19	Shelia Collins	Mississippi	3/3/85
19	Bashaara Graves	Florida	1/7/16

ASSISTS

Total	Name	Opponent	Date
1. 18	Dawn Marsh	Georgia	3/6/88
2. 13	Jordan Reynolds	Troy	12/21/16
13	Shannon Bobbitt	Gonzaga	12/16/07
3. 12	Holly Warlick	Clemson	3/5/80
12	Dawn Marsh	Vanderbilt	1/17/88

BLOCKED SHOTS

Total	Name	Opponent	Date
1. 8	Ashley Robinson	Rutgers	12/11/03
2. 7	Cindy Noble	Illinois State	3/21/81
3. 6	Mary Ostrowski	Mississippi	2/15/84
6	Cindy Noble	Kentucky	3/13/81
5. 5	9x, most recently I. Harrison	Oregon State	12/28/14

STEALS

Total	Name	Opponent	Date
1. 11	Michelle Marciniak	Kentucky	1/14/96
2. 10	Shelia Collins	Florida State	2/8/85
3. 8	Alexis Hornbuckle	Purdue	3/25/08
8	Nikki McCray	Vanderbilt	12/12/95
8	Holly Warlick	UCLA	2/13/79

TOP 10 SEASON AVERAGES BY CLASS

FRESHMAN RECORDS

POINTS

Name	Games	Points	Avg.
1. Tamika Catchings	39	711	18.2
2. Candace Parker	36	622	17.3
3. Chamique Holdsclaw	36	583	16.2
4. Semeka Randall	38	604	15.9
5. Bridgette Gordon	34	481	14.2
Shelia Collins	31	412	14.2
7. Kara Lawson	37	504	13.6
8. Meighan Simmons	37	500	13.5
9. Shekinna Stricklen	32	424	13.3
10. Bashaara Graves	35	461	13.2

REBOUNDS

Name	Games	Rebs.	Avg.
1. Sheila Frost	33	309	9.4
2. Chamique Holdsclaw	36	326	9.1
3. Candace Parker	36	298	8.3
4. Bashaara Graves	35	281	8.0
Tamika Catchings	39	313	8.0
6. Karla Horton	32	229	7.2
Glory Johnson	33	4236	7.2
8. Mary Ostrowski	29	203	7.0
9. Lisa McGill	27	184	6.8
10. Tiffani Johnson	37	241	6.5

ASSISTS

Name	Games	Assists	Avg.
1. Ariel Massengale	33	162	4.9
2. Dawn Marsh	32	127	3.97
3. Loree Moore	34	133	3.91
4. Holly Warlick	33	112	3.4
5. Dena Head	37	118	3.2
Kristen "Ace" Clement	33	107	3.2
7. Lea Henry	38	119	3.1
Alexis Hornbuckle	35	110	3.1
9. Shekinna Stricklen	32	95	3.0
10. Candace Parker	36	103	2.9

SOPHOMORE RECORDS

POINTS

Name	Games	Points	Avg.
1. Chamique Holdsclaw	39	803	20.6
2. Candace Parker	36	706	19.6
3. Tamika Catchings	34	563	16.6
4. Bridgette Gordon	34	559	16.4
5. Peggy Evans	31	458	14.8
6. Mary Ostrowski	32	458	14.31
7. Diamond DeShields	36	514	14.27
8. Semeka Randall	33	464	14.1
9. Paula Towns	32	451	14.0
10. Suzanne Barbre	14	182	13.90

REBOUNDS

Name	Games	Rebs.	Avg.
1. Candace Parker	36	352	9.8
2. Chamique Holdsclaw	39	367	9.4
3. Karla Horton	34	313	9.2
4. Debbie Groover	39	338	8.7
5. Mary Ostrowski	32	273	8.5
6. Mercedes Russell	36	299	8.3
7. Vonda Ward	32	250	7.8
Paula Towns	32	250	7.8
9. Kelley Cain	33	254	7.69
10. Glory Johnson	35	268	7.65

ASSISTS

Name	Games	Assists	Avg.
1. Dawn Marsh	34	192	5.6
2. Lea Henry	31	167	5.4
3. Holly Warlick	31	155	5.0
4. Ariel Massengale	35	158	4.5
5. Kellie Jolly	23	94	4.1
6. Suzanne Barbre	14	55	3.93
7. Dena Head	33	129	3.91
8. Alexis Hornbuckle	29	113	3.89
9. Shekinna Stricklen	35	135	3.85
10. Loree Moore	38	145	3.82

JUNIOR RECORDS

POINTS

Name	Games	Points	Avg.
1. Chamique Holdsclaw	39	915	23.5
2. Cindy Brogdon	31	674	21.7
3. Candace Parker	38	809	21.3
4. Bridgette Gordon	34	687	20.8
5. Tanya Haave	33	614	18.6
6. Diamond DeShields	29	504	17.4
7. Meighan Simmons	35	589	16.8
8. Nikki McCray	33	537	16.3
9. Mercedes Russell	32	514	16.1
10. Daedra Charles	33	525	15.9

REBOUNDS

Name	Games	Rebs.	Avg.
1. Mercedes Russell	32	309	9.7
Glory Johnson	37	359	9.7
3. Isabelle Harrison	35	326	9.3
4. Daedra Charles	33	287	8.7
5. Candace Parker	38	322	8.5
6. Chamique Holdsclaw	39	328	8.4
7. Shyra Ely	35	279	8.0
8. Sheila Frost	34	269	7.91
9. Tamika Catchings	37	292	7.89
10. Mary Ostrowski	33	255	7.7

ASSISTS

Name	Games	Assists	Avg.
1. Dawn Marsh	32	193	6.0
2. Ariel Massengale	19	110	5.8
3. Michelle Marciniak	36	204	5.7
4. Lea Henry	32	152	4.9
5. Holly Warlick	39	181	4.6
6. Laurie Milligan	22	98	4.5
7. Alexis Hornbuckle	37	146	4.0
8. Kellie Jolly	39	148	3.8
Suzanne Barbre	33	126	3.8
10. Diamond DeShields	29	110	3.7
Dena Head	35	129	3.7
Shelley Sexton	34	124	3.7

SENIOR RECORDS

POINTS

Name	Games	Points	Avg.
1. Patricia Roberts	33	987	29.9
2. Chamique Holdsclaw	34	724	21.3
3. Bridgette Gordon	36	733	20.4
4. Cindy Brogdon	39	784	20.1
5. Jill Rankin	38	730	19.2
6. Shelia Collins	31	563	18.2
7. Daedra Charles	35	607	17.3
8. Meighan Simmons	35	577	16.5
9. Gwen Jackson	38	612	16.1
Suzanne Barbre	31	499	16.1

REBOUNDS

Rank	Name	Games	Rebs.	Avg.
1.	Patricia Roberts	33	467	14.2
2.	Glory Johnson	36	555	9.9
3.	Lisa Harrison	32	300	9.4
4.	Shelia Collins	31	290	9.4
5.	Daedra Charles	35	322	9.2
6.	Tamika Catchings	17	150	8.8
7.	Mary Ostrowski	31	270	8.7
8.	Isabelle Harrison	21	181	8.6
9.	Bashaara Graves	33	273	8.3
10.	Chamique Holdsclaw	34	274	8.1

ASSISTS

Name	Games	Assists	Avg.
1. Dawn Marsh	34	243	7.1
2. Holly Warlick	38	225	5.9
3. Jordan Reynolds	31	138	4.5
4. Lea Henry	33	149	4.5
5. Michelle Marciniak	36	156	4.3
6. Kellie Jolly	34	141	4.1
7. Kara Lawson	38	151	4.0
8. Cindy Brogdon	39	150	3.8
9. Alexis Hornbuckle	37	134	3.6
10. Tonya Edwards	33	111	3.4
10. Loree Moore	29	96	3.3

GENERAL

STAFF

PLAYERS

REVIEW

HISTORY

FACILITIES

NCAA

SEC

RECORDS

MEDIA INFO



SEASON STATISTICAL BREAKDOWN

FIELD GOALS MADE

1292, 1978-79 (39)
 1288, 1997-98 (39)
 1224, 1987-88 (34)
 1202, 1979-80 (38)
 1191, 1988-89 (37)
 1147, 1976-77 (33)
 1117, 1998-99 (34)
 1107, 1996-97 (39)
 1106, 2002-03 (38)
 1094, 2010-11 (37)
 1083, 2007-08 (38)
 1079, 1985-86 (34)
 1073, 1986-87 (34)
 1069, 1995-96 (36)
 1057, 1994-95 (37)
 1051, 1990-91 (35)
 1051, 1982-83 (33)
 1050, 1999-00 (37)
 1037, 1977-78 (31)
 1028, 2000-01 (34)
 1011, 1989-90 (33)
 1007, 2012-13 (35)
 1005, 2005-06 (36)
 1004, 2009-10 (35)
 999, 2013-14 (35)
 995, 2006-07 (37)
 981, 2001-02 (34)
 971, 1993-94 (33)
 968, 2011-12 (36)
 966, 1991-92 (31)
 967, 2003-04 (35)
 964, 1992-93 (32)
 944, 1981-82 (32)
 934, 2014-15 (36)
 926, 1980-81 (31)
 915, 1983-84 (33)
 896, 2015-16 (36)
 892, 2004-05 (35)
 868, 1984-85 (32)
 848, 2016-17 (32)
 837, 2008-09 (33)

FIELD GOAL ATT.

2679, 1997-98 (39)
 2622, 1978-79 (39)
 2478, 1996-97 (39)
 2401, 2007-08 (38)
 2395, 1987-88 (34)
 2384, 2002-03 (38)
 2379, 1979-80 (38)
 2363, 1988-89 (37)
 2346, 2010-11 (37)
 2324, 1995-96 (36)
 2324, 1999-00 (37)
 2290, 1976-77 (33)
 2258, 2006-07 (37)
 2245, 1986-87 (34)
 2244, 2012-13 (35)
 2220, 2000-01 (34)
 2217, 1994-95 (37)
 2214, 2011-12 (36)
 2204, 1990-91 (35)
 2199, 2014-15 (36)
 2197, 2015-16 (36)
 2193, 2001-02 (34)
 2193, 1992-93 (32)
 2184, 2013-14 (35)
 2182, 1985-86 (34)
 2181, 2009-10 (35)
 2180, 1998-99 (34)
 2171, 1989-90 (33)
 2160, 1977-78 (31)
 2148, 2003-04 (35)

2145, 2004-05 (35)
 2133, 2005-06 (36)
 2093, 1991-92 (31)
 2088, 1993-94 (33)
 2034, 1982-83 (33)
 2027, 2008-09 (32)
 1994, 1983-84 (33)
 1976, 1981-82 (32)
 1973, 2016-17 (32)
 1908, 1984-85 (32)
 1859, 1980-81 (31)

FIELD GOAL PCT.

.517, 1982-83 (33)
 .512, 1998-99 (34)
 .511, 1987-88 (34)
 .505, 1979-80 (38)
 .504, 1988-89 (37)
 .501, 1976-77 (33)
 .498, 1980-81 (31)
 .495, 1985-86 (34)
 .493, 1978-79 (39)
 .481, 1997-98 (39)
 .480, 1977-78 (31)
 .478, 1986-87 (34)
 .478, 1981-82 (32)
 .477, 1990-91 (35)
 .477, 1994-95 (37)
 .471, 2005-06 (36)
 .466, 2010-11 (37)
 .466, 1989-90 (33)
 .465, 1993-94 (33)
 .464, 2002-03 (38)
 .463, 2000-01 (34)
 .462, 1991-92 (31)
 .460, 2009-10 (35)
 .460, 1995-96 (36)
 .459, 1983-84 (33)
 .457, 2013-14 (35)
 .455, 1984-85 (32)
 .452, 1999-00 (37)
 .451, 2007-08 (38)
 .450, 2003-04 (35)
 .449 2012-13 (35)
 .447, 2001-02 (34)
 .447, 1996-97 (39)
 .441, 2006-07 (37)
 .440, 1992-93 (32)
 .437, 2011-12 (36)
 .430, 2016-17 (32)
 .425, 2014-15 (36)
 .416, 2004-05 (35)
 .413, 2008-09 (32)
 .408, 2015-16 (36)

3-PT. FG MADE

242, 2010-11 (37)
 237, 2007-08 (38)
 232, 2002-03 (38)
 220, 2005-06 (36)
 210, 2006-07 (37)
 192, 2011-12 (36)
 187, 2009-10 (35)
 185, 1999-00 (37)
 178, 2012-13 (35)
 176, 2000-01 (34)
 175, 2004-05 (35)
 172, 2014-15 (36)
 163, 2008-09 (32)
 161, 2003-04 (35)
 160, 2013-14 (35)
 153, 2016-17 (32)
 145, 2001-02 (34)
 135, 1996-97 (39)

131, 2015-16 (36)
 118, 1990-91 (35)
 109, 1994-95 (37)
 108, 1993-94 (33)
 106, 1997-98 (39)
 98, 1992-93 (32)
 89, 1991-92 (31)
 83, 1998-99 (34)
 78, 1995-96 (36)
 43, 1989-90 (33)
 27, 1987-88 (34)
 6, 1988-89 (37)

3-PT. FG ATTEMPTS

647, 2007-08 (38)
 641, 2010-11 (37)
 595, 2002-03 (38)
 577, 2006-07 (37)
 568, 2011-12 (36)
 565, 2005-06 (36)
 516, 2015-16 (36)
 508, 2014-15 (36)
 502, 2012-13 (35)
 501, 2008-09 (32)
 500, 1999-00 (37)
 498, 2009-10 (35)
 472, 2004-05 (35)
 464, 2000-01 (34)
 451, 2016-17 (32)
 444, 2013-14 (35)
 432, 2003-04 (35)
 421, 2001-02 (34)
 388, 1996-97 (39)
 346, 1994-95 (37)
 346, 1997-98 (39)
 312, 1993-94 (33)
 304, 1992-93 (32)
 294, 1990-91 (35)
 274, 1995-96 (36)
 255, 1998-99 (34)
 249, 1991-92 (31)
 126, 1989-90 (33)
 68, 1987-88 (34)
 26, 1988-89 (37)

3-PT. FG PCT.

.401, 1990-91 (35)
 .397, 1987-88 (34)
 .390, 2002-03 (38)
 .389, 2005-06 (36)
 .379, 2000-01 (34)
 .378, 2010-11 (37)
 .376, 2009-10 (35)
 .373, 2003-04 (35)
 .371, 2004-05 (35)
 .370, 1999-00 (37)
 .366, 2007-08 (38)
 .364, 2006-07 (37)
 .360, 2013-14 (35)
 .357, 1991-92 (31)
 .355, 2012-13 (35)
 .348, 1996-97 (39)
 .346, 1993-94 (33)
 .344, 2001-02 (34)
 .341, 1989-90 (33)
 .339, 2016-17 (32)
 .339, 2014-15 (36)
 .338, 2011-12 (36)
 .325, 2008-09 (32)
 .325, 1998-99 (34)
 .322, 1992-93 (32)
 .315, 1994-95 (37)
 .306, 1997-98 (39)
 .285, 1995-96 (36)

.254, 2015-16 (36)
 .231, 1988-89 (37)

FREE THROWS MADE

782, 1997-98 (39)
 709, 1994-95 (37)
 665, 1996-97 (39)
 664, 1993-94 (33)
 648, 1999-00 (37)
 635, 1998-99 (34)
 628, 1988-89 (37)
 612, 1986-87 (34)
 608, 2001-02 (34)
 593, 2002-03 (38)
 589, 2005-06 (36)
 587, 1995-96 (36)
 580, 2000-01 (34)
 577, 1978-79 (39)
 567, 2013-14 (35)
 567, 2004-05 (35)
 561, 1991-92 (31)
 555, 1989-90 (33)
 548, 1979-80 (38)
 546, 1987-88 (34)
 544, 1992-93 (32)
 536, 2011-12 (36)
 527, 2014-15 (36)
 526, 1990-91 (35)
 525, 2012-13 (35)
 524, 2006-07 (37)
 513, 2007-08 (38)
 508, 2003-04 (35)
 504, 2010-11 (37)
 498, 1982-83 (33)
 498, 1977-78 (31)
 497, 2016-17 (32)
 497, 1984-85 (32)
 469, 2008-09 (32)
 456, 1983-84 (33)
 456, 1981-82 (32)
 447, 1985-86 (34)
 439, 2015-16 (36)
 413, 1980-81 (31)
 405, 2009-10 (35)
 368, 1976-77 (33)

FREE THROW ATT.

1110, 1997-98 (39)
 973, 1994-95 (37)
 950, 1998-99 (34)
 947, 1988-89 (37)
 946, 1996-97 (39)
 931, 1999-00 (37)
 910, 1993-94 (33)
 882, 1986-87 (34)
 849, 2001-02 (34)
 844, 2000-01 (34)
 833, 1991-92 (31)
 828, 1995-96 (36)
 827, 1989-90 (33)
 826, 2002-03 (38)
 807, 1990-91 (35)
 804, 1978-79 (39)
 801, 2004-05 (35)
 798, 1992-93 (32)
 796, 2005-06 (36)
 793, 2013-14 (35)
 766, 1987-88 (34)
 759, 2011-12 (36)
 757, 2010-11 (37)
 746, 1979-80 (38)
 741, 2006-07 (37)
 730, 2007-08 (38)
 713, 1985-86 (34)

711, 1977-78 (31)
 710, 2008-09 (32)
 706, 2003-04 (35)
 700, 2014-15 (36)
 692, 2012-13 (35)
 688, 1984-85 (32)
 671, 1982-83 (33)
 667, 2016-17 (32)
 658, 1981-82 (32)
 654, 1983-84 (33)
 619, 2015-16 (36)
 609, 2009-10 (35)
 572, 1980-81 (31)
 556, 1976-77 (33)

FREE THROW PCT.

.759 2012-13 (35)
 .753, 2014-15 (36)
 .745, 2016-17 (32)
 .742, 1982-83 (33)
 .740, 2005-06 (36)
 .735, 1979-80 (38)
 .730, 1993-94 (33)
 .729, 1994-95 (37)
 .722, 1984-85 (32)
 .722, 1980-81 (31)
 .720, 2003-04 (35)
 .720, 1978-79 (39)
 .718, 2002-03 (38)
 .716, 2001-02 (34)
 .715, 2013-14 (35)
 .713, 1987-88 (34)
 .709, 2015-16 (36)
 .709, 1995-96 (36)
 .708, 2004-05 (35)
 .707, 2006-07 (37)
 .706, 2011-12 (36)
 .705, 1997-98 (39)
 .703, 2007-08 (38)
 .703, 1996-97 (39)
 .700, 1977-78 (31)
 .697, 1983-84 (33)
 .696, 1999-00 (37)
 .694, 1986-87 (34)
 .693, 1981-82 (32)
 .687, 2000-01 (34)
 .682, 1992-93 (32)
 .673, 1991-92 (31)
 .671, 1989-90 (33)
 .668, 1998-99 (34)
 .666, 2010-11 (37)
 .665, 2009-10 (35)
 .663, 1988-89 (37)
 .662, 1976-77 (33)
 .661, 2008-09 (32)
 .652, 1990-91 (35)
 .627, 1985-86 (34)

SCORING AVERAGE

88.9, 1987-88 (34)
 88.8, 1997-98 (39)
 86.8, 1998-99 (34)
 83.3, 1991-92 (31)
 82.9, 1977-78 (31)
 82.7, 2000-01 (34)
 82.2, 1993-94 (33)
 81.5, 1988-89 (37)
 81.1, 1986-87 (34)
 81.0, 1978-79 (39)
 80.7, 1976-77 (33)
 80.3, 1992-93 (32)
 79.9, 2002-03 (38)
 79.9, 2001-02 (34)
 79.4, 1989-90 (33)

SEASON STATISTICAL BREAKDOWN (CONTINUED)

79.3, 2010-11 (37)
79.3, 1999-00 (37)
79.2, 1994-95 (37)
78.8, 1982-83 (33)
78.5, 1990-91 (35)
78.3, 2005-06 (36)
77.9, 2013-14 (35)
77.9, 1995-96 (36)
77.7, 1979-80 (38)
77.6, 2012-13 (35)
77.3, 1996-97 (39)
76.7, 2007-08 (38)
76.6, 1985-86 (34)
74.4, 2003-04 (35)
74.3, 2009-10 (35)
74.0, 2011-12 (36)
73.6, 2006-07 (37)
73.3, 2016-17 (32)
73.2, 1981-82 (32)
73.1, 1980-81 (31)
72.2, 2004-05 (35)
71.3, 2014-15 (36)
69.9, 2008-09 (32)
69.8, 1984-85 (32)
69.3, 1983-84 (33)
65.6, 2015-16 (36)

POINTS

3464, 1997-98 (39)
3161, 1978-79 (39)
3037, 2002-03 (38)
3021, 1987-88 (34)
3016, 1988-89 (37)
3014, 1996-97 (39)
2953, 1979-80 (38)
2952, 1998-99 (34)
2934, 2010-11 (37)
2933, 1999-00 (37)
2932, 1994-95 (37)
2916, 2007-08 (38)
2819, 2005-06 (36)
2812, 2000-01 (34)
2803, 1995-96 (36)
2758, 1986-87 (34)
2746, 1990-91 (35)
2725, 2013-14 (35)
2724, 2006-07 (37)
2717, 2012-13 (35)
2715, 2001-02 (34)
2714, 1993-94 (33)
2664, 2011-12 (36)
2662, 1976-77 (33)
2620, 1989-90 (33)
2605, 1985-86 (34)
2603, 2003-04 (35)
2600, 2009-10 (35)
2600, 1982-83 (33)
2582, 1991-92 (31)
2572, 1977-78 (31)
2570, 1992-93 (32)
2567, 2014-15 (36)
2526, 2004-05 (35)
2362, 2015-16 (36)
2346, 2016-17 (32)
2344, 1981-82 (32)
2306, 2008-09 (32)
2286, 1983-84 (33)
2265, 1980-81 (31)
2233, 1984-85 (32)

PERSONAL FOULS

745, 1986-87 (34)
710, 1978-79 (39)
693, 1985-86 (34)

679, 1997-98 (39)
676, 1994-95 (37)
662, 1983-84 (33)
662, 1996-97 (39)
656, 1991-92 (31)
653, 2004-05 (35)
648, 1990-91 (35)
644, 1982-83 (33)
644, 2001-02 (34)
633, 1993-94 (33)
633, 1999-00 (37)
633, 1979-80 (38)
632, 1995-96 (36)
630, 2000-01 (34)
626, 1984-85 (32)
624, 1987-88 (34)
617, 2003-04 (35)
616, 1998-99 (34)
614, 2005-06 (36)
613, 1989-90 (33)
607, 2015-16 (36)
607, 1981-82 (32)
593, 2006-07 (37)
589, 2013-14 (35)
587, 1988-89 (37)
578, 2007-08 (38)
573, 1992-93 (32)
567, 1976-77 (33)
566, 2008-09 (32)
565, 2002-03 (38)
557, 2010-11 (37)
524, 2009-10 (35)
522, 1980-81 (31)
520, 2011-12 (36)
515, 2012-13 (35)
512, 2014-15 (36)
490, 1977-78 (31)
466, 2016-17 (32)

REBOUND AVERAGE

46.9, 1992-93 (32)
46.4, 1978-79 (39)
46.3, 2010-11 (37)
45.6, 2013-14 (35)
45.5, 2000-01 (34)
45.4, 1991-92 (31)
44.9, 1976-77 (33)
44.6, 1987-88 (34)
44.3, 2002-03 (38)
44.3, 1997-98 (39)
44.1, 1994-95 (37)
43.8, 1993-94 (33)
43.7, 1989-90 (33)
43.7, 1985-86 (34)
43.6, 1995-96 (36)
43.5, 2011-12 (36)
43.5, 2008-09 (32)
43.4, 2009-10 (35)
43.4, 2001-02 (34)
43.3, 2012-13 (35)
43.2, 1996-97 (39)
43.0, 1988-89 (37)
42.6, 2003-04 (35)
42.3, 1986-87 (34)
42.3, 1981-82 (32)
42.2, 1979-80 (38)
42.2, 1998-99 (34)
42.1, 2014-15 (36)
42.0, 2004-05 (35)
41.7, 1999-00 (37)
41.5, 1990-91 (35)
41.5, 1983-84 (33)
41.5, 1980-81 (31)
41.2, 2016-17 (32)

41.1, 2015-16 (36)
40.9, 2007-08 (38)
40.5, 1982-83 (33)
40.5, 1984-85 (32)
39.7, 1977-78 (31)
39.4, 2005-06 (36)
38.4, 2006-07 (37)

REBOUNDS

1811, 1978-79 (39)
1728, 1997-98 (39)
1713, 2010-11 (37)
1684, 1996-97 (39)
1682, 2002-03 (38)
1630, 1994-95 (37)
1604, 1979-80 (38)
1595, 2013-14 (35)
1590, 1988-89 (37)
1571, 1995-96 (36)
1567, 2011-12 (36)
1555, 2007-08 (38)
1548, 2000-01 (34)
1542, 1999-00 (37)
1519, 2009-10 (35)
1518, 1987-88 (34)
1515, 2012-13 (35)
1514, 2014-15 (36)
1501, 1992-93 (32)
1491, 2003-04 (35)
1486, 1985-86 (34)
1483, 1976-77 (33)
1481, 2015-16 (36)
1476, 2001-02 (34)
1469, 2004-05 (35)
1451, 1990-91 (35)
1447, 1993-94 (33)
1441, 1989-90 (33)
1437, 1986-87 (34)
1435, 2008-09 (32)
1434, 1998-99 (34)
1421, 2006-07 (37)
1418, 2005-06 (36)
1407, 1991-92 (31)
1368, 1983-84 (33)
1337, 1982-83 (33)
1353, 1981-82 (32)
1317, 2016-17 (32)
1297, 1984-85 (32)
1285, 1980-81 (31)
1233, 1977-78 (31)

ASSISTS

715, 1979-80 (38)
661, 1978-79 (39)
660, 1987-88 (34)
660, 1985-86 (34)
631, 2002-03 (38)
625, 1986-87 (34)
624, 1997-98 (39)
623, 1988-89 (37)
611, 2007-08 (38)
611, 1980-81 (31)
594, 1982-83 (33)
574, 1981-82 (32)
569, 2006-07 (37)
568, 2000-01 (34)
556, 2005-06 (36)
555, 1983-84 (33)
550, 2009-10 (35)
545, 1999-00 (37)
542, 1995-96 (36)
536, 2013-14 (35)
533, 2014-15 (36)
533, 1994-95 (37)

526, 1996-97 (39)
525, 2011-12 (36)
525, 1989-90 (33)
522, 2010-11 (37)
519, 1990-91 (35)
512, 2012-13 (35)
512, 1998-99 (34)
508, 1993-94 (33)
502, 2003-04 (35)
502, 1984-85 (32)
486, 2004-05 (35)
485, 2015-16 (36)
474, 2001-02 (34)
468, 2016-17 (32)
4630, 1991-92 (31)
445, 2008-09 (33)
413, 1992-93 (32)

BLOCKS

238, 1997-98 (39)
226, 2009-10 (35)
223, 2007-08 (38)
202, 2006-07 (37)
202, 2005-06 (36)
195, 2010-11 (37)
183, 2000-01 (34)
167, 2011-12 (36)
163, 1998-99 (34)
162, 2002-03 (38)
156, 2003-04 (35)
155, 2008-09 (33)
150, 2015-16 (36)
143, 2012-13 (35)
140, 2014-15 (36)
135, 2013-14 (35)
144, 1996-97 (39)
133, 1985-86 (34)
130, 2004-05 (35)
128, 2001-02 (34)
127, 2016-17 (32)
127, 1987-88 (34)
126, 1988-89 (37)
118, 1999-00 (37)
112, 1995-96 (36)
111, 1986-87 (34)
110, 1994-95 (37)
100, 1993-94 (33)
100, 1991-92 (31)
98, 1992-93 (32)
94, 1989-90 (33)
94, 1984-85 (32)
91, 1982-83 (33)
87, 1981-82 (32)
87, 1979-80 (38)
85, 1980-81 (31)
84, 1990-91 (35)
83, 1983-84 (33)
73, 1978-79 (39)

STEALS

567, 1997-98 (39)
567, 1978-79 (39)
495, 1988-89 (37)
451, 1979-80 (38)
445, 2007-08 (38)
436, 2006-07 (37)
419, 1999-00 (37)
400, 1986-87 (34)
391, 1998-99 (34)
384, 1987-88 (34)
377, 2001-02 (34)
376, 1985-86 (34)
366, 1992-93 (32)
361, 1983-84 (33)

359, 1994-95 (37)
358, 1984-85 (32)
356, 1982-83 (33)
352, 1996-97 (39)
350, 2002-03 (38)
350, 1991-92 (31)
345, 2004-05 (35)
342, 1989-90 (33)
339, 1995-96 (36)
336, 1993-94 (33)
327, 1981-81 (32)
323, 2005-06 (36)
319, 2014-15 (36)
315, 1980-81 (31)
313, 1990-91 (35)
312, 2012-13 (35)
307, 2000-01 (34)
300, 2015-16 (36)
287, 2011-12 (36)
283, 2003-04 (35)
280, 2010-11 (37)
273, 2013-14 (35)
249, 2008-09 (33)
239, 2009-10 (35)
197, 2016-17 (32)

PTS. ALLOWED AVG.

55.5, 2006-07 (37)
56.3, 2014-15 (36)
56.4, 2010-11 (37)
57.1, 2009-10 (35)
58.5, 2002-03 (38)
58.6, 2007-08 (38)
58.6, 1988-89 (37)
58.7, 1997-98 (39)
58.7, 1994-95 (37)
59.0, 2015-16 (36)
60.1, 2011-12 (36)
60.1, 2004-05 (35)
61.0, 2005-06 (36)
61.2, 1976-77 (33)
61.9, 2000-01 (34)
62.1, 1992-93 (32)
62.5, 2003-04 (35)
62.6, 1999-00 (37)
62.6, 1989-90 (33)
62.9, 2013-14 (35)
63.1, 1998-99 (34)
63.7, 2008-09 (33)
63.9, 2012-13 (35)
64.0, 1993-94 (33)
64.3, 1980-81 (31)
64.5, 1995-96 (36)
64.8, 1979-1980 (38)
65.0, 2001-02 (34)
65.1, 1991-92 (31)
65.7, 1975-1976 (27)
65.8, 1996-97 (39)
65.8, 1990-91 (35)
65.9, 2016-17 (32)
66.1, 1983-84 (33)
66.1, 1978-1979 (39)
66.0, 1985-86 (34)
66.6, 1984-85 (32)
66.7, 1982-83 (33)
67.4, 1987-88 (34)
67.4, 1986-87 (34)
67.6, 1977-1978 (31)
68.2, 1981-82 (32)
73.4, 1974-1975 (24)

GENERAL

STAFF

PLAYERS

REVIEW

HISTORY

FACILITIES

NCAA

SEC

RECORDS

MEDIA INFO



RECORDS

SERIES RECORDS

DATE	AP RANK UT/OPP	ESPN RANK UT/OPP	SITE	W/L	SCORE
------	-------------------	---------------------	------	-----	-------

AIX-EN-PROVENCE (FRANCE)					N/A
8/20/1999			A91	W-ex	66-57

AKRON					1-0
12/18/1997	1/nr	1/nr	N81	W	98-63

ALABAMA					49-5
----------------	--	--	--	--	-------------

1/22/1977	12/nr		H	W	83-57
2/11/1978	3/nr		A	W	72-53
1/17/1979	4/nr		H	W	85-52
1/10/1980	5/nr		A	W	88-68
11/28/1980	3/nr		N29	W	74-62
1/30/1981	10/nr		N31	L	71-77
2/8/1981	11/nr		H	W	68-54
3/4/1983	8/nr		H	W	91-73
3/3/1984	10/17		N40	L	66-85
3/23/1984	15/12		H	W	65-58
1/18/1986	12/nr	13/nr	H	W	89-71
2/25/1987	8/nr	8/nr	A	W	108-77
1/23/1988	4/nr	4/nr	H	W	97-70
2/26/1989	2/nr	2/nr	A	W	81-65
3/4/1989	2/nr	2/nr	N51	W	89-61
2/24/1990	4/nr	4/nr	H	W	80-65
1/9/1991	4/nr	3/nr	A	W	86-61
1/26/1992	4/24	4/24	H	W	82-72
1/23/1993	2/nr	2/nr	A	W	86-74
2/5/1994	2/15	2/15	H	W	85-69
3/6/1994	1/16	1/15	N65	W	72-56
2/5/1995	2/16	2/13	A	W	95-44
3/5/1995	2/16	2/15	N65	W	84-70
1/28/1996	4/18	5/17	H	W	81-69
3/4/1996	4/10	4/10	N65	W	64-60
1/26/1997	8/4	9/4	A	W	63-60
2/1/1998	1/nr	1/nr	H	W	73-66
3/1/1998	1/20	1/19	N82	W	67-63
1/31/1999	1/23	1/21	A	W	85-73
2/27/1999	2/24	2/nr	N65	W	80-69
2/6/2000	4/nr	4/nr	H	W	65-47
2/4/2001	3/nr	3/nr	A	W	97-75
3/2/2001	1/nr	1/nr	N94	W	82-52
1/20/2002	2/nr	3/nr	H	W	82-57
1/16/2003	5/nr	5/nr	A	W	88-45
1/18/2004	5/nr	5/nr	H	W	72-51
2/27/2005	5/nr	5/nr	A	W	94-81
1/29/2006	1/nr	3/nr	H	W	89-54
2/19/2006	5/nr	5/nr	A	W	82-65
1/3/2007	4/nr	4/nr	H	W	72-36
1/28/2007	4/nr	4/nr	A	W	80-51
2/21/2008	3/nr	3/nr	A	W	85-58
2/12/2009	15/nr	18/nr	H	W	80-61
3/5/2009	19/nr	24/nr	N107	W	68-49
2/18/2010	5/nr	5/nr	A	W	74-67
1/6/2011	5/nr	6/nr	H	W	110-45
1/26/2012	7/nr	9/nr	A	W	86-56
1/20/2013	9/nr	9/nr	H	W	96-69
2/2/2014	10/nr	10/nr	A	W	64-54
2/19/2015	6/nr	6/nr	H	W	77-56
1/31/2016	19/nr	23/nr	H	W	70-42
2/25/2016	nr/nr	nr/nr	A	L	46-54
2/16/2017	rv/nr	rv/nr	A	L	57-65
3/2/2017	rv/nr	rv/nr	N114	L	64-72

ALABAMA-BIRMINGHAM					2-0
---------------------------	--	--	--	--	------------

1/2/1983	12/nr		H	W	78-66
12/1/1995	3/nr	2/nr	N70	W	77-42

ALABAMA STATE					1-0
----------------------	--	--	--	--	------------

3/22/2003	4/nr	4/nr	H	W	95-43
-----------	------	------	---	---	-------

ALBANY					1-0
---------------	--	--	--	--	------------

11/27/2015	4/nr	5/rv	H	W	63-55
------------	------	------	---	---	-------

ALCORN STATE					1-0
---------------------	--	--	--	--	------------

11/25/2012	20/nr	15/nr	H	W	90-37
------------	-------	-------	---	---	-------

DATE	AP RANK UT/OPP	ESPN RANK UT/OPP	SITE	W/L	SCORE
------	-------------------	---------------------	------	-----	-------

ANDERSON JC					2-0
2/15/1975			N1	W	78-66
2/19/1977	12/nr		N1	W	77-50

APPALACHIAN STATE					4-5
--------------------------	--	--	--	--	------------

2/28/1969			N2	L	50-58 (OT)
3/1/1969			N2	L	33-35 (OT)
2/7/1970			A	L	.
3/4/1970			H	*	.
2/17/1973			N1	L	57-67
2/14/1975			N1	W	94-69
3/11/1976			N14	L	71-88
2/18/1977	12/nr		N1	W	82-65
3/13/1999	2/nr	2/nr	H	W	113-54
12/14/2016	nr/nr	rv/nr	H	W	92-66

ARGENTINEAN NATIONAL TEAM					N/A
----------------------------------	--	--	--	--	------------

6/18/1987			N53	W-ex	88-44
-----------	--	--	-----	------	-------

ARIZONA					3-0
----------------	--	--	--	--	------------

12/7/1993	1/nr	1/nr	A	W	65-63
1/2/1995	1/nr	1/nr	H	W	109-57
3/20/2000	2/21	2/20	H	W	75-60

ARIZONA STATE					4-0
----------------------	--	--	--	--	------------

12/27/2000	2/nr	2/nr	N97	W	67-63
11/19/2006	5/11	4/11	A	W	83-74
11/21/2010	4/nr	4/nr	H	W	80-64
3/20/2016	rv/11	nr/11	A137	W	68-52

ARKANSAS					29-3
-----------------	--	--	--	--	-------------

2/29/1992	2/nr	2/nr	H	W	105-59
2/27/1993	1/nr	1/nr	A	W	72-55
1/2/1994	1/nr	1/nr	H	W	89-67
2/7/1995	2/20	2/23	A	W	87-67
1/17/1996	6/20	5/20	H	W	78-66
12/29/1996	6/22	6/24	A	L	75-77
1/1/1998	1/25	1/nr	H	W	88-58
3/27/1998	1/nr	1/nr	N84	W	86-58
12/17/1998	2/nr	2/nr	A	W	82-62
1/10/2000	2/nr	2/nr	H	W	79-69
1/7/2001	2/nr	2/nr	A	W	76-61
2/7/2002	3/nr	4/nr	H	W	93-65
1/30/2003	4/12	4/11	A	W	92-79
1/8/2004	5/nr	5/nr	H	W	83-44
2/26/2004	2/nr	2/nr	A	W	93-71
1/13/2005	8/nr	10/nr	H	W	72-54
2/20/2005	6/nr	6/nr	A	W	84-71
2/5/2006	5/nr	5/nr	H	W	77-37
2/22/2007	2/nr	2/nr	A	W	75-68 (OT)
1/24/2008	2/nr	2/nr	H	W	98-55
1/22/2009	10/nr	12/nr	A	W	76-67
2/4/2010	5/nr	5/nr	H	W	74-57
1/30/2011	5/nr	6/nr	A	W	72-53
1/8/2012	6/nr	7/nr	A	W	69-38
2/23/2012	10/nr	9/nr	H	L	71-72 (OT)
2/24/2013	11/nr	10/nr	A	W	60-54
1/30/2014	10/nr	10/nr	H	W	70-60
1/11/2015	7/nr	9/nr	A	W	60-51
1/14/2016	13/nr	15/nr	A	L	59-64
2/4/2016	23/nr	25/nr	H	W	75-57
3/3/2016	nr/nr	nr/nr	N136	W	68-51
2/19/2017	rv/nr	rv/nr	H	W	59-46

ARMY					2-0
-------------	--	--	--	--	------------

11/30/2002	4/nr	5/nr	N105	W	96-44
3/19/2006	6/nr	6/nr	N118	W	102-54

ARVIKA (SWEDEN)					N/A
------------------------	--	--	--	--	------------

11/13/1989			H	W-ex	97-54
------------	--	--	---	------	-------

ATHLETES IN ACTION					N/A
---------------------------	--	--	--	--	------------

11/21/1990			H	W-ex	96-64
11/22/1992			H	L-ex	68-70
11/18/1993			H	W-ex	76-73
11/17/1994			H	W-ex	78-65
11/16/2000			H	W-ex	108-78
11/18/2003			H	W-ex	88-64

SERIES RECORDS

DATE	AP RANK UT/OPP	ESPN RANK UT/OPP	SITE	W/L	SCORE
AUBURN					41-11
2/9/1980	5/nr		H	W	72-61
3/6/1983	10/15		H	W	83-75
3/4/1985	15/9	24/10	N44	W	63-60
2/8/1986	10/11	12/13	H	L	60-66
1/14/1987	2/3	2/3	A	L	69-75
3/6/1987	8/2	8/2	N51	L	96-102
3/21/1987	7/2	7/2	H	W	77-61
1/9/1988	4/2	4/3	H	L	68-71
3/7/1988	3/1	2/1	N51	W	73-70
1/6/1989	1/3	1/3	A	L	59-67
3/6/1989	2/1	2/1	N51	W	66-51
4/2/1989	1/2	1/2	N55	W	76-60
2/3/1990	5/14	6/14	H	W	76-65
3/5/1990	3/11	3/11	N51	L	77-78
1/19/1991	2/10	2/10	A	L	65-70
3/3/1991	4/5	4/5	N51	W	70-62
3/23/1991	4/6	3/6	H	W	69-65
1/30/1992	4/nr	4/nr	H	W	69-54
1/12/1993	2/9	2/8	A	W	70-59
1/15/1994	1/21	1/20	H	W	58-46
1/14/1995	1/nr	1/nr	A	W	68-43
2/18/1996	5/20	5/18	H	W	72-67 (OT)
2/15/1997	8/nr	9/nr	A	W	76-63
3/2/1997	8/nr	11/nr	N65	L	59-61
2/14/1998	1/nr	1/nr	H	W	79-63
2/14/1999	1/17	1/21	A	W	71-63
2/27/2000	2/11	3/14	H	W	76-61
2/25/2001	1/nr	1/nr	A	W	63-49
1/10/2002	2/19	3/22	H	W	71-50
1/27/2002	2/22	2/22	A	W	66-53
1/12/2003	5/nr	5/nr	H	W	81-72
2/16/2003	3/nr	3/nr	A	W	59-56
3/7/2003	3/nr	3/nr	N107	W	66-51
2/1/2004	1/22	1/25	H	W	68-61 (OT)
1/20/2005	7/nr	9/nr	A	W	81-71
3/4/2005	5/nr	4/nr	N114	W	64-54
2/23/2006	5/nr	5/nr	H	W	81-56
3/3/2006	8/nr	9/nr	N107	W	77-45
2/8/2007	3/nr	3/nr	A	W	72-62
1/10/2008	2/22	2/20	H	W	85-52
1/25/2009	10/6	12/5	A	L	68-82
3/7/2009	19/6	24/5	N107	L	58-78
1/28/2010	5/nr	5/nr	H	W	85-56
1/23/2011	5/nr	6/nr	A	W	73-53
1/1/2012	7/nr	8/nr	A	W	73-52
2/5/2012	8/nr	8/nr	H	W	82-61
1/17/2013	9/nr	9/nr	A	W	75-66
2/21/2013	11/nr	10/nr	H	W	83-61
2/20/2014	10/nr	10/nr	H	W	93-63
1/15/2015	6/nr	6/nr	A	W	54-42
1/10/2016	12/nr	11/nr	H	W	79-52
1/19/2017	nr/nr	rv/nr	A	L	61-79

AUSTIN PEAY					6-0
1/12/1974			H7	W	66-42
2/28/1974			N10	W	55-35
1/16/1976			A	W	65-53
11/15/1996	4/nr	4/nr	H74	W	80-59
3/16/2001	3/nr	3/nr	H	W	80-38
3/20/2010	3/nr	3/nr	H	W	75-42

AUSTRALIAN INSTITUTE OF SPORT					N/A
11/23/1987			H	W-ex	93-77
11/22/1994			H	W-ex	106-57

BALL STATE					0-1
3/22/2009	18/nr	23/nr	N45	L	55-71

BAYLOR					2-6
3/28/2004	2/15	3/17	N112	W	71-69
11/15/2009	8/7	9/4	H	W	74-65
3/27/2010	3/14	3/18	N127	L	62-77
12/14/2010	6/3	6/2	A	L	54-65
11/27/2011	6/1	7/1	H	L	67-76
3/26/2012	9/1	7/1	N129	L	58-77

DATE	AP RANK UT/OPP	ESPN RANK UT/OPP	SITE	W/L	SCORE
12/18/2012	10/3	11/3	A	L	53-76
12/4/2016	22/4	25/4	H	L	66-88

BELMONT					3-6
1/27/1970			A	L	61-64
1/31/1970			H	L	28-38
1/25/1974			H	W	63-51
2/18/1975			A	L	80-102
1/17/1976			A	L	45-77
2/17/1976			H	L	71-79
11/30/1976	nr/nr		HG	W	78-63
1/28/1977	10/nr		A	L	59-60
3/1/1979	8/nr		H	W	94-53

BOISE STATE					1-0
3/21/2015	6/nr	5/nr	H	W	72-61

BOSTON COLLEGE					3-0
3/15/1999	2/nr	2/nr	H	W	89-62
12/6/2000	2/nr	2/21	H	W	72-57
12/5/2001	2/nr	2/nr	A	W	75-66

BRAZILIAN NATIONAL TEAM					N/A
6/20/1987			A53	L-ex	68-105

BRIGHAM YOUNG					1-0
3/23/2002	6/nr	6/nr	N102	W	68-57

BULGARIAN NATIONAL TEAM					N/A
8/14/2003			N110	L-ex	67-69

BULGARIAN NATIONAL B TEAM					N/A
11/23/1993			H	W-ex	89-75

CAMEROON NATIONAL TEAM					N/A
8/7/2015			N133	W-ex	66-49

CARSON-NEWMAN					14-2
2/26/1920			H	L	13-14
2/16/1923			H	W	23-7
1/10/1925			H	W	38-30
2/9/1925			A	L	16-36
1/29/1969			A	W	53-49
2/13/1969			A	W	63-44
2/9/1971			H	W	46-33
2/23/1971			H	*	*
2/26/1971			HP	W	52-37
1/25/1972			H	W	51-45
2/15/1972			A	W	71-41
2/25/1972			H	W	45-39
2/24/1973			N4	W	56-50
1/12/1974			H7	W	55-41
1/22/1974			A	W	57-25
2/22/1974			A9	W	59-41
2/28/1975			N12	W	74-73
11/7/2004			H	W-ex	105-47
11/10/2005			H	W-ex	101-55
11/1/2006			H	W-ex	104-49
11/6/2007			H	W-ex	91-30
11/6/2008			H	W-ex	135-55
11/5/2009			H	W-ex	124-34
11/21/2010			H	W-ex	110-66
11/1/2011			H	W-ex	105-40
11/1/2012			H	W-ex	104-44
11/4/2013			H	W-ex	115-31
11/9/2014			H	W-ex	90-57
11/9/2015			H	W-ex	101-59
11/7/2016			H	W-ex	95-56

CENTENARY (TENN.)					1-0
2/18/1925			A	W	54-10

CENTRAL ARKANSAS					1-0
11/15/2015	4/nr	4/nr	H	W	102-47

GENERAL

STAFF

PLAYERS

REVIEW

HISTORY

FACILITIES

NCAA

SEC

RECORDS

MEDIA INFO



RECORDS

SERIES RECORDS

DATE	AP RANK UT/OPP	ESPN RANK UT/OPP	SITE	W/L	SCORE
CENTRAL HIGH SCHOOL					3-1
2/16/1907			H	W	28-0
1/18/1908			*	W	*
2/4/1909			H	W	28-8
12/16/1909			H	L	1-21
COLLEGE OF CHARLESTON					1-0
2/18/1977	12/nr		N1	W	91-70
CHATTANOOGA					27-8
2/8/1924			H	W	19-4
2/17/1925			A	W	39-16
1/9/1926			H	W	45-8
2/11/1926			A	W	45-15
2/4/1971			A	L	52-60
2/26/1971			HP	L	47-53
3/5/1971			N3	L	22-46
2/8/1972			A	W	58-48
2/26/1972			H	L	49-50
2/26/1972			H	W	56-53
3/3/1972			H	L	52-56
1/26/1973			H	L	55-58
2/24/1973			N4	W	55-51
1/25/1975			N4	W	77-73
2/22/1975			H	W	90-78
2/28/1975			N12	W	112-88
1/31/1976			H	W	96-62
2/28/1976			A	W	67-66
1/18/1980	5/nr		A	W	73-53
2/29/1980	4/nr		N10	W	71-63
12/4/1980	3/nr		H	W	90-56
12/5/1984	16/nr		H	W	78-54
11/16/2001	2/nr	2/nr	A	W	97-57
11/23/2003	3/nr	3/nr	H	W	83-52
11/19/2004	1/nr	1/nr	A	W	68-34
11/21/2005	2/nr	1/nr	H	W	92-50
11/12/2006	5/nr	5/nr	H	W	102-72
11/11/2007	1/nr	1/nr	H	W	76-56
11/21/2008	5/nr	13/nr	A	W	66-63
11/15/2010	4/nr	4/nr	H	W	103-43
1/3/2012	6/nr	7/nr	H	W	90-47
11/9/2012	20/nr	16/nr	A	L	71-80
11/14/2013	4/nr	3/nr	H	W	80-56
11/26/2014	4/nr	5/nr	A	L	63-67
11/23/2015	4/nr	5/rv	H	W	59-57
CHATTANOOGA STATE CC					1-0
1/29/1976			H	W	114-51
CHEYNEY					1-0
3/30/1984	15/9		N41	W	82-73
CINCINNATI					0-3
2/22/1924			H	L	9-29
2/26/1924			A	L	23-54
11/26/1984	12/nr		H	L	69-72
CLEMSON					11-1
12/17/1976	19/nr		N15	W	87-61
3/10/1977	10/nr		N3	W	84-46
11/28/1977	1/nr		H	W	88-70
11/29/1978	1/nr		A	W	75-66
3/8/1979	8/nr		H	W	89-61
2/18/1980	4/16		H	W	89-72
3/5/1980	3/16		A	W	95-79
1/21/1981	7/nr		A	L	64-72
1/21/1982	nr/nr		H	W	91-60
3/22/1990	4/nr	5/19	N32	W	80-62
3/19/1994	1/nr	1/nr	H	W	78-66
11/24/2000	2/nr	2/nr	N96	W	86-58
COKER					N/A
11/4/2012			H	W-ex	118-44
COLGATE					1-0
3/20/2004	2/nr	3/nr	N111	W	77-54

DATE	AP RANK UT/OPP	ESPN RANK UT/OPP	SITE	W/L	SCORE
COLORADO					3-1
12/8/1981	10/nr		A	L	60-78
12/20/1993	1/7	1/7	H	W	86-82 (OT)
12/17/1994	1/8	1/8	A	W	78-72
3/22/1997	10/18	11/21	N48	W	75-67
CONNECTICUT					9-13
1/16/1995	1/2	1/2	A	L	66-77
4/2/1995	3/1	2/1	N16	L	64-70
1/6/1996	4/2	4/2	H	L	53-59
3/29/1996	4/2	4/3	N73	W	88-83 (OT)
1/5/1997	8/1	8/1	A77	L	57-72
3/24/1997	10/1	11/1	N48	W	91-81
1/3/1998	1/3	1/3	H	W	84-69
1/10/1999	2/1	2/1	A	W	92-81
1/8/2000	2/1	2/1	H	L	67-74
2/2/2000	4/1	4/1	A77	W	72-71
4/2/2000	2/1	2/1	N95	L	52-71
12/30/2000	2/1	2/1	A	L	76-81
2/1/2001	3/2	3/2	H	W	92-88
1/5/2002	2/1	2/1	H	L	72-86
3/29/2002	6/1	6/1	N103	L	55-79
1/4/2003	5/3	5/2	A	L	62-63 (OT)
4/8/2003	4/1	4/2	N108	L	68-73
2/5/2004	1/4	1/3	H	L	67-81
4/6/2004	2/6	3/6	N113	L	61-70
1/8/2005	10/15	10/14	A	W	68-67
1/7/2006	1/7	1/7	H	W	89-80
1/6/2007	4/5	4/5	A	W	70-64
COPENHAGEN (DENMARK)					N/A
1/2/1992			N62	W-ex	98-44
CREIGHTON					1-0
3/25/2013	10/nr	9/nr	H	W	68-52
CUMBERLAND (KY.)					5-0
3/10/1922			A	W	28-19
2/9/1923			H	W	28-14
2/27/1924			A	W	48-24
1/14/1926			H	W	47-12
1/10/1973			H	W	64-25
CUMBERLAND (TENN.)					2-0
2/12/1972			H	W	52-35
2/21/1976			H	W	90-42
DALHOUSIE (CANADA)					N/A
11/6/2005			H	W-ex	131-40
DAVIDSON					1-0
11/28/2012	13/nr	15/nr	H	W	75-40
DAYTON					3-0
12/4/1986	3/nr	3/nr	H	W	66-40
3/22/2010	3/nr	3/nr	H	W	92-64
3/18/2017	rv/nr	rv/nr	N131	W	66-57
DELTA STATE					4-2
12/17/1976	19/1		N15	L	63-74
3/25/1977	5/1		N16	L	58-62
1/5/1978	3/2		H	W	94-74
12/28/1978	5/7		N23	W	67-63
1/9/1979	4/7		A	W	85-73
2/6/1979	6/15		H	W	73-57
11/9/2009			H	W-ex	79-46
DEPAUL					20-0
2/13/1991	4/nr	4/nr	H	W	105-43
1/10/1992	3/nr	3/nr	A	W	70-62
1/21/1993	2/21	2/21	H	W	60-48
1/29/1994	2/nr	2/nr	A	W	66-56
2/14/1995	2/nr	2/nr	H	W	85-54
12/20/1995	4/nr	4/nr	A	W	76-68
1/28/1997	9/nr	9/nr	H	W	94-83
1/20/1998	1/nr	1/nr	A	W	125-46

SERIES RECORDS

DATE	AP RANK UT/OPP	ESPN RANK UT/OPP	SITE	W/L	SCORE
12/3/1998	3/nr	3/nr	H	W	89-47
12/17/1999	2/nr	2/nr	A	W	100-66
11/18/2000	2/nr	2/nr	H	W	94-52
12/19/2001	2/nr	2/nr	A	W	80-66
1/14/2003	5/25	5/24	H	W	76-57
12/17/2003	2/nr	2/nr	A	W	96-89 (OT)
3/22/2004	2/nr	3/25	N111	W	79-59
12/12/2004	9/15	9/15	H	W	78-63
1/2/2008	3/15	3/15	A	W	102-68
11/30/2008	9/nr	12/nr	H	W	88-67
12/11/2011	7/20	8/21	N87	W	84-61
3/19/2012	9/rv	7/23	A	W	63-48

DRAKE					
3/18/2007	3/nr	4/nr	N120	W	76-37

DUKE					
12/6/1998	3/16	3/16	N86	W	74-60
3/22/1999	2/10	2/11	N25	L	63-69
12/27/2001	2/9	2/9	N100	W	89-68
11/24/2002	2/1	2/1	N104	L	55-76
4/6/2003	4/2	4/1	N108	W	66-56
1/24/2004	2/1	2/1	A	W	72-69
12/2/2004	4/10	5/9	H	L	57-59
1/23/2006	1/2	1/2	A	L	53-75
1/22/2007	4/1	4/1	H	L	70-74
1/28/2008	2/9	2/10	A	W	67-64
2/16/2009	13/7	18/10	H	L	54-62

EAST CAROLINA					
2/15/1975			N1	W	82-81
11/24/1985	9/nr	11/nr	H	W	74-56

EAST TENNESSEE STATE					
1/31/1924			H	L	16-22
2/2/1925			A	T	25-25
2/20/1926			H	W	50-16
2/1/1969			H	W	40-32
2/12/1971			A	L	56-62
2/27/1971			HP	W	54-45
2/4/1972			H	W	78-56
2/6/1973			A	W	54-44
2/11/1974			H	W	55-36
2/23/1974			N9	W	54-41
1/18/1975			H	W	80-36
1/25/1975			A	W	85-72
2/21/1975			H	W	97-41
1/24/1977	12/nr		H	W	100-57
2/3/1977	12/nr		A	W	102-46
1/3/1979	5/nr		A	W	82-59
2/5/1980	5/nr		H	W	90-48
1/17/1981	7/nr		A	W	81-66
2/28/1981	4/nr		N3	W	75-48
1/8/1986	11/nr	12/nr	H	W	98-39
12/22/2010	5/nr	6/nr	H	W	102-53
12/2/2015	8/nr	8/nr	H	W	85-49
11/15/2016	13/nr	13/nr	A	W	83-58

EASTERN ILLINOIS					
12/7/1985	11/nr	14/nr	N46	W	75-69

EASTERN KENTUCKY					
2/10/1973			HP	W	53-42
1/15/1974			H	W	51-41
2/25/1975			A	W	100-70
2/11/1976			H	L	68-89
2/12/1977	12/nr		A	W	84-70
2/22/1978	1/nr		H	W	90-67
11/27/1978	1/nr		A	W	91-67
12/19/1987	3/nr	4/nr	H	W	115-40
2/24/1993	1/nr	1/nr	A	W	95-58

EDINBORO					
1/10/1976			H	L	68-70

DATE	AP RANK UT/OPP	ESPN RANK UT/OPP	SITE	W/L	SCORE
FARRAGUT SCHOOL					
2/18/1905			A	L	8-14
2/25/1905			H	L	6-10
1/27/1906			H	L	2-15
2/14/1908			A	L	4-15

FLORIDA					
2/8/1980	5/nr		H	W	118-44
11/28/1981	2/nr		A	W	85-73
2/1/1982	nr/nr		H	W	83-67
1/23/1983	8/nr		A	W	94-62
2/2/1983	8/nr		H	W	70-69
1/8/1984	8/nr		A	W	78-70
1/31/1984	9/nr		H	W	69-49
1/21/1985	nr/nr		H	W	69-61
2/10/1985	nr/nr	24/nr	A	W	83-74
2/2/1986	10/nr	15/nr	H	W	82-60
1/17/1987	2/nr	2/nr	A	W	90-72
2/21/1988	3/nr	3/nr	H	W	108-53
2/18/1989	3/nr	3/nr	A	W	85-52
2/17/1990	4/nr	4/nr	H	W	75-42
3/3/1990	3/nr	3/nr	N51	W	81-56
1/16/1991	2/nr	2/nr	A	W	71-70 (OT)
2/22/1992	2/nr	4/nr	H	W	90-69
2/21/1993	1/nr	1/nr	A	W	88-75
12/18/1993	1/nr	1/nr	H	W	84-69
2/1/1995	2/14	2/15	A	W	76-69
1/2/1996	4/21	4/17	H	W	87-67
3/3/1996	5/18	5/17	N65	W	74-63
1/21/1997	8/19	9/nr	A	L	62-71
1/10/1998	1/12	1/14	H	W	99-60
1/21/1999	1/21	1/19	A	W	77-64
2/26/1999	2/nr	2/nr	N65	W	92-80
2/13/2000	2/nr	3/nr	H	W	97-78
3/3/2000	2/nr	3/nr	N65	W	91-79
2/11/2001	2/6	2/9	A	W	103-73
1/3/2002	2/15	2/16	A	W	88-64
1/31/2002	2/12	2/15	H	W	86-66
1/19/2003	5/nr	5/nr	A	W	94-53
2/9/2003	3/nr	3/nr	H	W	79-40
2/19/2004	3/nr	3/nr	H	W	88-79
2/3/2005	5/nr	5/nr	A	W	91-82 (OT)
2/26/2006	5/nr	5/nr	H	L	93-95 (OT)
1/11/2007	4/nr	4/nr	A	W	80-58
2/28/2008	3/nr	3/nr	H	W	88-61
3/7/2008	3/nr	3/nr	N101	W	92-61
2/8/2009	12/11	17/13	A	L	57-66
3/6/2009	19/21	24/18	N107	W	71-67
1/14/2010	4/nr	4/nr	A	W	66-64
2/14/2010	5/nr	5/nr	H	W	83-44
1/13/2011	5/nr	6/nr	A	W	83-40
2/10/2011	4/nr	4/nr	H	W	61-39
3/4/2011	4/nr	4/nr	N128	W	92-75
2/26/2012	10/nr	9/nr	H	W	75-59
1/13/2013	9/nr	9/nr	A	W	78-75 (OT)
3/8/2013	9/nr	9/nr	N119	W	82-73
1/23/2014	11/nr	12/nr	H	W	89-69
2/8/2015	6/nr	6/nr	A	W	64-56
1/7/2016	12/rv	11/rv	H	L	66-74
1/26/2017	rv/nr	rv/nr	A	W	84-75
2/23/2017	rv/nr	rv/nr	H	W	74-70

FLORIDA A&M					
3/16/1995	3/nr	2/nr	H	W	96-59

FLORIDA ATLANTIC					
2/14/1990	4/nr	4/nr	H	W	95-73
1/21/1992	4/nr	4/nr	H	W	108-26

FLORIDA INTERNATIONAL					
3/18/1995	3/nr	2/nr	H	W	70-40

FLORIDA STATE					
2/8/1985	nr/nr	24/nr	A	W	67-56
1/26/1986	11/nr	11/nr	H	W	89-43

GENERAL

STAFF

PLAYERS

REVIEW

HISTORY

FACILITIES

NCAA

SEC

RECORDS

MEDIA INFO



RECORDS

SERIES RECORDS

DATE	AP RANK UT/OPP	ESPN RANK UT/OPP	SITE	W/L	SCORE
FORDHAM					1-0
3/17/1979	6/nr		A24	W	76-54
FRENCH NATIONAL TEAM					N/A
11/21/1988			H	W-ex	81-54
FTC-DIEGO BUDAPEST					N/A
11/2/1999			H	W-ex	82-63
FULLERTON STATE					1-0
12/16/1979	3/nr		A	W	88-57
FURMAN					4-0
2/16/1973			N1	W	71-43
2/15/1974			N1	W	68-39
2/12/1976			N1	W	73-50
3/18/2000	2/nr	2/nr	H	W	90-38
GEORGE MASON					1-0
12/6/1997	1/nr	1/nr	N80	W	93-61
GEORGETOWN					0-1
11/27/2010	4/12	4/13	N117	L	58-69
GEORGE WASHINGTON					10-0
12/29/1992	1/nr	1/nr	N64	W	73-53
11/27/2001	2/22	2/21	A	W	88-57
11/26/2002	4/21	5/24	H	W	83-61
12/30/2003	5/nr	5/nr	A	W	65-51
11/23/2004	1/nr	1/nr	H	W	71-41
12/7/2005	1/nr	1/nr	A	W	59-43
3/21/2006	6/nr	6/nr	N118	W	66-53
12/7/2006	6/21	5/19	H	W	85-62
12/8/2008	7/nr	9/nr	A	W	71-59
12/1/2009	6/nr	5/nr	H	W	93-53
GEORGIA					50-16
2/15/1969			N1	W	38-26
12/17/1980			N30	W	73-68 (OT)
1/17/1982	nr/13		A	L	63-66
2/11/1982	20/15		H	W	65-52
2/27/1982	8/18		N6	W	55-44
1/16/1983	8/9		A	W	74-54
2/12/1983	6/10		H	W	73-59
3/5/1983	8/12		H	L	65-71
3/27/1983	9/8		N37	L	63-67
1/22/1984	11/4		H	W	64-59
2/19/1984	10/4		A	L	65-84
3/25/1984	15/3		H	W	73-61
12/9/1984	15/3		A	L	72-78
2/2/1985	nr/5	20/5	H	L	56-72
1/29/1986	11/2	15/2	A	L	74-84
3/20/1986	15/2	5/4	N48	W	85-82
1/24/1987	3/12	3/13	H	W	78-72
1/31/1988	4/13	4/12	A	W	82-79
3/6/1988	3/17	2/17	N51	W	82-76
1/29/1989	2/5	2/4	H	W	78-64
1/28/1990	5/4	3/7	A	L	76-81
3/4/1990	3/6	3/6	N51	W	73-54
1/28/1991	3/4	4/5	H	L	74-81
2/15/1992	3/nr	3/nr	A	W	55-51
3/9/1992	2/24	2/nr	N51	W	73-66
2/14/1993	1/nr	1/nr	H	W	71-68
3/6/1993	1/nr	2/21	N65	L	72-73
2/27/1994	1/nr	1/nr	A	W	75-59
3/5/1994	1/nr	1/nr	N65	W	86-72
2/25/1995	2/9	2/9	H	W	83-61
4/1/1995	3/12	2/12	N16	W	73-51
1/8/1996	4/7	4/9	A	L	71-77
3/31/1996	4/5	4/5	N73	W	83-65
12/8/1996	4/5	4/5	H	L	93-94 (OT)
1/14/1998	1/19	1/19	A	W	96-71
1/28/1998	1/17	1/17	H	W	102-43
1/14/1999	1/4	1/4	H	W	102-69
1/28/1999	1/4	1/4	A	W	95-79
2/28/1999	2/14	2/12	N65	W	85-69

DATE	AP RANK UT/OPP	ESPN RANK UT/OPP	SITE	W/L	SCORE
1/17/2000	2/7	2/7	A	L	51-78
1/18/2001	2/4	2/4	H	W	85-69
2/10/2002	3/22	4/21	A	W	52-50
3/1/2002	3/24	3/24	N101	W	81-67
2/20/2003	3/13	3/16	H	W	87-60
2/12/2004	3/19	3/17	A	W	70-67
3/6/2004	1/20	1/16	N101	L	66-68 (OT)
1/31/2005	5/18	5/19	H	W	77-70
1/12/2006	1/13	1/17	H	W	94-85
2/16/2006	5/13	5/13	A	W	58-55
3/4/2006	8/12	9/12	N107	W	89-79
1/14/2007	4/15	4/15	A	W	52-41
2/5/2007	3/9	3/14	H	W	73-57
3/2/2008	3/22	3/20	A	W	72-63
2/5/2009	12/nr	17/nr	H	W	73-43
1/21/2010	3/8	3/8	A	L	50-53
2/21/2011	4/22	4/rv	H	W	77-44
3/5/2011	4/nr	4/nr	N128	W	82-58
1/5/2012	6/16	7/15	H	W	80-51
1/29/2012	7/17	9/15	A	W	67-50
1/6/2013	12/10	13/11	H	W	79-66
1/5/2014	5/19	5/18	A	W	85-70
1/25/2015	5/22	7/19	H	W	59-51
2/26/2015	6/nr	6/nr	A	W	70-59
3/6/2015	5/nr	5/nr	N107	W	75-41
2/28/2016	nr/nr	nr/nr	H	W	80-60
2/5/2017	nr/nr	25/rv	A	L	78-81 (2OT)
GEORGIA STATE					1-0
3/15/2002	6/nr	6/nr	H	W	98-68
GEORGIA TECH					6-0
2/2/1987	5/nr	3/nr	H	W	100-74
1/11/1988	4/nr	4/nr	A	W	96-79
2/15/1989	3/nr	3/nr	H	W	88-71
11/26/2010	4/nr	4/nr	N117	W	66-42
11/11/2012	20/22	16/20	A	W	71-54
11/17/2013	4/nr	3/nr	H	W	87-76
GONZAGA					4-0
11/25/2005	2/nr	1/nr	N117	W	79-65
12/16/2007	1/nr	1/nr	H	W	96-73
12/30/2008	8/nr	12/nr	A	W	77-58
3/28/2015	6/nr	5/nr	N132	W	73-69 (OT)
GRAMBLING STATE					1-0
3/15/1997	10/nr	11/nr	H	W	91-54
GREEK NATIONAL TEAM					N/A
8/13/2003			A110	L-ex	79-85
8/16/2003			A110	W-ex	59-50
HAWAII PACIFIC					1-0
12/20/1985	13/nr	14/nr	A	W	130-38
HIWASSEE JC					1-0
1/28/1974			N8	W	61-31
HOUSTON JAGUARS					N/A
11/5/2006			H	W-ex	101-51
HUNGARIAN NATIONAL TEAM					N/A
11/13/1983			H	W-ex	94-80
ILLINOIS					7-0
11/27/1985	9/nr	11/nr	H	W	71-57
1/3/1988	3/20	4/20	A	W	93-59
11/25/1988	1/nr	1/nr	N56	W	81-50
1/2/1990	5/nr	7/nr	H	W	84-57
12/21/1990	9/nr	8/nr	A	W	85-52
12/12/1997	1/5	1/5	H61	W	78-68
11/25/2000	2/21	2/21	N96	W	111-62
ILLINOIS STATE					2-0
1/10/1981	9/nr		H	W	64-52
3/21/1981	2/nr		H	W	78-63

SERIES RECORDS

DATE	AP RANK UT/OPP	ESPN RANK UT/OPP	SITE	W/L	SCORE
IMMACULATA					1-0
3/26/1977	5/2		N16	W	91-71
INDIANA					1-0
11/27/1987	1/nr	3/nr	N54	W	91-52
IOWA					2-1
3/16/1986	15/14	16/14	H	W	73-68
11/30/1986	3/8	3/9	A49	W	74-56
3/27/1993	2/4	2/4	A48	L	56-72
JACKSON STATE					1-0
3/13/1982	10/nr		H	W	72-56
JAMES MADISON					3-0
3/8/1974			A11	W	74-43
3/24/1988	1/14	3/15	N32	W	72-52
11/11/2016	13/nr	14/nr	A	W	81-69
KANSAS					3-0
3/23/1996	4/20	4/22	N72	W	92-71
11/17/1996	4/12	4/13	H74	W	79-60
3/24/2012	9/nr	7/nr	N129	W	84-73
KANSAS STATE					4-0
3/24/1977	5/20		N16	W	81-69
3/15/1980	2/14		H	W	84-64
1/7/1982	20/nr		H	W	83-68
12/6/1985	11/nr	14/nr	N46	W	68-56
KENTUCKY					54-11
1/24/1976			N13	W	70-67
11/13/1976			H	W	107-53
1/7/1977	16/18		A	W	82-57
1/28/1978	3/nr		A	W	92-90 (20T)
2/25/1978	1/nr		H	W	99-66
3/10/1978	1/nr		N20	W	76-60
1/20/1979	4/nr		A	L	64-66
2/17/1979	6/nr		H	W	89-51
2/2/1980	6/17		A	W	91-83 (OT)
2/6/1981	11/10		H	W	81-65
3/13/1981	3/10		N32	W	58-49
1/28/1982	nr/8		H	W	81-75
2/18/1982	13/14		A	W	65-61
2/28/1982	11/13		A6	L	74-80
2/9/1983	6/4		A	W	95-85
2/27/1983	8/6		H	L	69-81
1/25/1984	11/nr		A	W	75-63
2/12/1984	6/nr		H	W	67-65
1/23/1985	nr/15	18/14	H	L	72-76 (OT)
2/13/1985	nr/19	24/16	A	W	77-66
1/24/1986	11/nr	11/24	A	L	82-96
1/11/1987	2/nr	2/nr	H	W	76-64
2/18/1988	3/nr	3/nr	A	W	99-75
3/5/1988	3/nr	2/nr	N51	W	100-66
1/21/1989	2/nr	2/nr	H	W	101-57
1/22/1990	3/nr	3/nr	A	W	76-60
1/12/1991	4/nr	3/nr	H	W	80-70
2/8/1992	4/nr	4/nr	A	W	77-52
3/8/1992	2/nr	2/nr	N51	W	94-80
2/6/1993	1/25	1/23	H	W	85-61
2/18/1994	1/nr	1/nr	A	W	95-89 (OT)
2/19/1995	2/nr	2/nr	H	W	67-41
3/4/1995	2/nr	2/nr	N65	W	74-62
1/14/1996	4/nr	5/nr	A	W	60-45
1/12/1997	9/nr	9/nr	H	W	84-61
1/18/1998	1/nr	1/nr	A	W	93-65
1/17/1999	1/nr	1/nr	H	W	98-60
1/23/2000	2/nr	2/nr	A	W	71-65
1/30/2000	4/nr	4/nr	H	W	77-48
1/21/2001	2/nr	2/nr	A	W	110-38
1/27/2001	3/nr	3/nr	H	W	83-39
2/24/2002	4/nr	4/nr	H	W	89-64
3/2/2003	3/nr	3/nr	A	W	84-69
1/29/2004	1/nr	1/nr	A	W	81-72
1/23/2005	7/nr	9/nr	H	W	67-49

DATE	AP RANK UT/OPP	ESPN RANK UT/OPP	SITE	W/L	SCORE
1/26/2006	1/nr	3/nr	A	L	63-66
2/11/2007	3/nr	3/nr	H	W	84-62
1/17/2008	2/nr	2/nr	A	W	65-40
2/3/2008	2/nr	2/nr	H	W	79-51
1/8/2009	7/nr	11/nr	H	W	69-64
2/19/2009	13/nr	19/nr	A	L	56-66
2/25/2010	4/16	4/14	H	W	81-65
3/7/2010	4/19	4/18	N119	W	70-62
2/7/2011	4/15	4/18	A	W	73-67
3/6/2011	4/16	4/16	N128	W	90-65
1/12/2012	6/9	7/8	A	L	60-61
2/13/2012	13/7	10/7	H	W	90-59
3/3/2013	8/10	8/10	A	L	65-78
2/16/2014	8/18	8/18	H	L	71-75
3/9/2014	6/12	6/13	N119	W	71-70
1/29/2015	6/10	6/10	A	W	73-72
2/15/2015	6/10	6/10	H	W	72-58
3/7/2015	5/12	5/11	N107	W	75-64
1/25/2016	19/12	23/9	A	L	63-64
1/10/2017	rv/17	rv/23	H	W	72-65
KIEV DYNAMO					N/A
11/5/2000			H	W-ex	144-52
KNOXVILLE					1-0
1/19/1971			*	(W)*	*
KNOXVILLE HIGH SCHOOL					0-1
2/12/1910			H	L	4-6
2/25/1910			A	*	*
KNOXVILLE YWCA					2-0
3/8/1920			H	W	30-1
2/5/1926			H	W	52-16
LAMAR					1-0
12/1/2010	9/nr	8/nr	H	W	99-55
LA SALLE					1-0
3/18/1989	1/18	1/nr	H	W	91-61
LIBERTY					1-0
3/14/1998	1/nr	1/nr	H	W	102-58
LIPSCOMB					2-0
12/29/2013	5/nr	5/nr	H	W	110-42
12/7/2014	14/nr	14/nr	A	W	85-51
LITHUANIA					N/A
11/11/1995			H	W-ex	85-49
LITHUANIAN UNIV. TEAMS SELECT					N/A
8/9/2015			N134	W-ex	71-61
LONG BEACH STATE					3-3
12/18/1979	3/8		N26	L	68-71
12/13/1983	9/5		A	L	51-56
3/27/1987	7/4	1/4	N52	W	74-64
12/3/1988	1/2	1/2	H	W	88-74
3/25/1989	1/7	1/7	N45	W	94-80
12/19/1989	4/8	4/8	A	L	58-62
LONGWOOD					1-0
3/9/1973			N6	W	61-43
LOUISIANA-MONROE					0-1
11/30/1984	12/nr		N43	L	53-68
LOUISIANA STATE					48-14
12/17/1977	5/2		N15	W	72-63
1/9/1978	3/4		A	L	62-72
2/6/1978	3/1		H	W	86-68
1/24/1979	7/17		A	L	80-85 (OT)
1/29/1979	7/17		H	W	92-48
1/28/1980	4/nr		H	W	96-73
12/10/1980	3/nr		A	W	88-73

GENERAL

STAFF

PLAYERS

REVIEW

HISTORY

FACILITIES

NCAA

SEC

RECORDS

MEDIA INFO



SERIES RECORDS

DATE	AP RANK UT/OPP	ESPN RANK UT/OPP	SITE	W/L	SCORE
12/17/1982	9/nr		A	W	83-73
2/3/1984	9/8		H	W	82-80
2/27/1985	18/nr	24/nr	H	W	85-78
1/20/1986	11/8	13/10	H	W	60-50
3/22/1986	15/9	5/8	N48	W	67-65
2/7/1987	5/9	6/9	A	W	84-73
3/5/1987	8/14	8/15	N51	W	64-63
4/3/1988	4/nr	4/nr	H	W	89-82
2/11/1989	3/18	3/19	A	W	89-65
2/10/1990	5/14	5/16	H	W	86-60
1/21/1991	4/10	2/11	A	W	79-77
3/4/1991	3/10	4/12	N51	L	75-80
1/8/1992	3/22	3/22	H	W	85-69
3/7/1992	2/nr	2/nr	N51	W	70-65
1/7/1993	2/nr	2/nr	A	W	95-61
1/9/1994	1/nr	1/nr	H	W	91-69
1/7/1995	1/nr	1/nr	A	W	102-68
2/22/1996	5/nr	5/nr	H	W	88-75
2/22/1997	8/13	8/13	A	L	78-83
3/1/1997	8/9	11/9	N65	W	100-99 (OT)
2/22/1998	1/nr	1/nr	H	W	90-58
2/21/1999	1/24	1/24	A	L	69-72
1/6/2000	2/16	2/21	A	W	86-50
2/20/2000	2/9	3/9	H	W	80-48
1/4/2001	2/11	2/11	H	W	89-70
2/18/2001	2/13	2/12	A	W	75-73
1/13/2002	2/nr	3/nr	H	W	79-67
3/2/2002	3/nr	3/nr	N101	L	80-81
2/23/2003	3/4	3/4	A	W	68-65
3/9/2003	3/6	3/5	N107	L	62-78
2/29/2004	2/15	2/17	H	W	85-62
4/4/2004	2/19	3/19	N113	W	52-50
2/10/2005	5/1	5/1	A	L	58-68
3/6/2005	5/1	4/1	N114	W	67-65
2/9/2006	5/3	5/4	H	L	69-72
3/5/2006	8/3	9/3	N107	W	63-62
2/19/2007	2/7	2/7	A	W	56-51
3/3/2007	2/11	2/10	N119	L	54-63
2/14/2008	1/7	1/7	H	L	62-78
3/9/2008	3/7	3/6	N101	W	61-55
4/6/2008	3/6	3/5	N122	W	47-46
2/26/2009	18/nr	23/nr	A	L	63-66
1/24/2010	3/18	3/19	A	W	55-43
2/22/2010	4/20	4/nr	H	W	70-61
1/2/2011	5/nr	6/nr	A	W	73-65
2/27/2011	4/nr	4/nr	H	W	80-60
1/19/2012	9/nr	9/nr	H	W	65-56
3/4/2012	13/nr	10/nr	N101	W	70-58
2/7/2013	12/nr	13/nr	A	W	64-62
1/2/2014	5/16	5/16	H	L	77-80
2/27/2014	10/nr	9/23	A	W	72-67
3/7/2014	6/nr	6/nr	N119	W	77-65
1/22/2015	5/nr	7/nr	H	W	75-58
2/21/2016	24/nr	rv/nr	A	L	56-57
2/2/2017	rv/nr	25/nr	H	W	77-58

LOUISIANA TECH					24-17
12/16/1978	1/16		N15	L	56-64
3/23/1979	3/2		N25	L	84-102
12/7/1979	4/2		H	W	73-71
12/15/1980	3/1		A	L	53-77
3/29/1981	2/1		N33	L	59-79
1/10/1982	nr/1		H	L	64-72
3/26/1982	8/1		N35	L	46-69
12/14/1982	9/2		A	L	64-80
1/18/1984	12/1		H	L	63-81
12/13/1984	15/7		A	L	57-73
2/10/1986	14/3	12/5	H	L	56-59
2/9/1987	7/5	6/8	A	L	60-72
3/29/1987	7/3	2/1	N52	W	67-44
2/15/1988	3/5	4/2	H	W	76-74
4/1/1988	1/5	3/1	N55	L	59-68
11/27/1988	1/6	1/6	N56	W	62-61 (OT)
2/14/1989	3/2	3/2	A	W	72-65
12/9/1989	1/2	1/2	H	L	58-59
2/5/1991	5/nr	5/25	A	W	77-74

DATE	AP RANK UT/OPP	ESPN RANK UT/OPP	SITE	W/L	SCORE
11/22/1991	1/21	1/nr	H	W	90-70
12/18/1992	1/11	1/11	A	W	83-76
12/22/1993	1/10	1/10	H	W	94-60
3/24/1994	1/6	1/7	N67	L	68-71
11/20/1994	1/3	1/2	N66	W	69-62
1/9/1995	1/3	1/3	A	W	62-56
1/22/1996	4/1	5/1	H	W	77-72
11/20/1996	3/11	2/8	N75	L	64-66
2/24/1997	8/6	11/5	A	L	80-98
11/21/1997	1/2	1/2	H	W	75-61
3/29/1998	1/4	1/4	N84	W	93-75
11/30/1998	3/2	3/2	A	W	92-73
11/14/1999	2/6	2/6	H69	L	64-69
12/10/2000	2/12	2/10	A	W	70-62
11/23/2001	2/5	2/5	H	W	90-75
12/4/2002	4/15	5/13	A	W	60-35
12/7/2003	3/10	3/11	H	W	85-65
12/15/2004	9/nr	10/nr	A	W	70-59
12/15/2005	1/nr	1/nr	H	W	83-59
11/28/2006	4/nr	4/nr	A	W	71-50
11/26/2007	1/nr	1/nr	H	W	81-60
11/23/2008	5/nr	13/nr	H	W	94-59

LOUISVILLE					2-2
12/16/2009	3/nr	3/nr	H	W	86-56
11/12/2010	4/nr	4/nr	A	W	63-50
4/2/2013	10/16	9/17	N125	L	78-86
3/20/2017	rv/13	rv/12	N131	L	64-75

LOVE & BASKETBALL					N/A
11/9/2009			H	W-ex	85-50

MAINE					2-0
12/13/1990	10/nr	8/nr	A	W	77-64
11/24/1991	1/nr	1/nr	H	W	86-71

MANHATTAN					1-0
12/7/1997	1/nr	1/nr	A	W	78-28

MARATHON OIL					N/A
11/19/1985			H	W-ex	82-57

MARIST					1-0
3/25/2007	3/nr	4/nr	N121	W	65-46

MARQUETTE					2-0
11/23/1996	3/nr	2/nr	N76	W	83-68
3/21/2011	4/25	4/23	H	W	79-70

MARS HILL					1-0
1/31/1975			H	W	87-54

MARSHALL					3-0
1/13/1973			H	W	49-39
1/9/1974			H	W	44-40
1/6/1977	16/nr		HG	W	114-39

MARTHA WASHINGTON					3-0
3/18/1920			H	W	18-10
2/23/1923			A	W	29-26
2/12/1924			H	W	24-12

MARTIGNY BBC (SWITZERLAND)					N/A
8/19/1999			A90	W-ex	126-50

MARYLAND					10-5
3/17/1978	1/6		N21	L	69-75
12/29/1978	5/4		N23	L	79-85
3/18/1980	2/6		H	W	93-76
1/15/1981	7/14		A	W	93-91 (OT)
3/24/1981	2/9		H	W	79-67
2/20/1982	13/9		H	W	70-62
3/31/1989	1/5	1/3	N55	W	77-65
12/6/1989	1/14	1/15	A	W	77-69
12/9/1990	6/23	6/23	H	W	82-71
12/30/1992	1/6	1/6	A64	L	72-77

SERIES RECORDS

DATE	AP RANK UT/OPP	ESPN RANK UT/OPP	SITE	W/L	SCORE
12/12/1993	1/23	1/23	H	W	64-48
12/4/1994	1/nr	1/nr	A	W	95-29
11/26/2005	2/10	1/10	N117	W	80-75
3/30/2014	3/11	3/9	N131	L	62-73
3/30/2015	6/4	6/3	N132	L	48-58

MARYVILLE **8-15**

3/13/1903			A	L	1-10
4/6/1903			H	L	6-16
3/5/1904			A	L	0-29
3/12/1904			H	L	5-7
3/4/1905			H	L	11-24
3/10/1905			A	L	4-20
2/17/1906			A	L	5-37
2/24/1906			H	L	3-18
2/27/1907			A	L	11-22
unknown, 1908			*	L	6-9
2/20/1909			H	L	14-25
1/30/1920			A	L	6-34
3/1/1920			H	L	11-23
3/4/1924			H	W	24-12
1/14/1925			H	W	40-10
1/23/1925			A	W	41-19
2/24/1925			H	L	14-20
1/25/1926			A	W	37-29
2/26/1926			H	L	27-28
1/31/1973			H	W	72-50
2/23/1973			N4	W	69-57
1/11/1974			HP7	W	64-29
2/5/1974			H	W	64-35

MARYVILLE ALL-STARS **1-0**

1/20/1972			H	W	35-29
-----------	--	--	---	---	-------

MEMPHIS **26-1**

3/1/1974			N10	W	57-50
3/2/1974			N10	W	52-41
3/6/1976			N4	W	71-69 (OT)
1/29/1977	10/15		A	W	81-72
3/5/1977	12/18		N10	W	82-72
2/17/1978	1/15		H18	W	89-77
3/3/1978	1/13		N19	W	87-76
2/24/1979	6/17		A	L	75-79
1/21/1980	5/nr		H	W	86-48
3/19/1982	8/15		H	W	78-63
2/24/1986	14/nr	12/nr	A	W	94-79
1/28/1987	3/nr	3/nr	H	W	91-81
1/27/1988	4/nr	4/nr	A	W	97-73
2/6/1989	3/nr	2/nr	H	W	85-50
1/11/1990	5/nr	5/nr	A	W	88-69
2/21/1991	4/nr	4/nr	H	W	95-46
2/19/1992	2/nr	2/nr	A	W	118-59
2/16/1993	1/nr	1/nr	H	W	90-46
12/30/1993	1/nr	1/nr	A	W	79-65
11/26/1994	1/nr	1/nr	H	W	95-66
12/31/1995	5/nr	4/nr	A	W	84-63
12/3/1996	4/nr	4/nr	H	W	79-63
2/12/1998	1/nr	1/nr	A	W	91-65
2/16/1999	1/nr	1/nr	H	W	113-39
12/7/1999	2/nr	2/nr	A	W	92-69
12/15/2000	2/nr	2/nr	H	W	98-60
12/29/2001	2/nr	2/nr	A	W	92-66

MERCER **0-1**

12/7/1974			H	L	83-84
-----------	--	--	---	---	-------

MEXICAN NATIONAL TEAM **N/A**

11/18/1991			H	W-ex	96-63
------------	--	--	---	------	-------

MIAMI (FLA) **2-0**

11/15/2012	3/7	3/7	H	W	92-76
11/18/2012	24/23	20/23	A	W	79-67

MIAMI (OHIO) **1-0**

11/23/1977	1/nr		H	W	100-33
------------	------	--	---	---	--------

DATE	AP RANK UT/OPP	ESPN RANK UT/OPP	SITE	W/L	SCORE
------	-------------------	---------------------	------	-----	-------

MICHIGAN STATE **2-1**

3/23/1977	5/17		N16	W	76-62
4/3/2005	3/6	4/2	N116	L	64-68
11/24/2005	2/9	1/9	N117	W	83-55

MIDDLE TENNESSEE STATE ***21-0**

1/15/1971			H	(W)*	*
1/15/1972			H	W	55-45
3/2/1972			H	W	47-39
1/17/1973			A	W	43-42
3/2/1973			N5	W	58-43
2/1/1974			H	W	77-33
1/10/1975			H	W	69-32
3/6/1976			N4	W	73-70
3/3/1977	12/nr		N10	W	87-66
1/17/1978	2/nr		A	W	87-79
12/5/1978	1/nr		H	W	87-63
11/26/1979	4/nr		A	W	63-48
2/27/1981	4/nr		N3	W	66-47
3/17/1984	15/nr		H	W	70-52
11/26/2006	4/nr	4/nr	H	W	88-64
12/13/2007	1/nr	1/nr	H	W	84-61
12/11/2008	7/nr	10/nr	H	W	81-52
11/25/2009	6/nr	5/nr	A	W	69-52
11/29/2011	8/nr	8/nr	H	W	82-43
11/28/2012	16/nr	14/nr	H	W	88-81 (OT)
11/8/2013	4/nr	4/nr	A	W	67-57

MILLIGAN **5-0**

1/29/1971			H	W	56-29
2/27/1971			HP	W	*
1/28/1972			A	W	72-26
2/9/1973			H	W	58-27
3/3/1976			A	W	112-43

MINNESOTA **1-0**

12/4/1983	7/nr		H	W	54-50
-----------	------	--	---	---	-------

MINSK (BELARUS) **N/A**

1/5/1992			N62	L-ex	82-84
----------	--	--	-----	------	-------

MISSISSIPPI (OLE MISS) **44-8**

1/17/1977	13/nr		A	W	58-56
2/14/1977	12/14		H	W	74-63
1/7/1978	3/nr		A	W	65-61
2/4/1978	3/nr		H	W	87-79
1/20/1980	5/nr		H	W	85-71
1/8/1983	12/15		A	W	69-67
3/25/1983	9/13		N37	W	90-83 (3 OT)
2/15/1984	6/7		H	L	65-67
3/3/1985	15/6	24/3	A44	W	79-71
3/22/1985	13/6	13/7	N45	L	60-63
2/5/1986	10/8	12/8	A	L	54-68
3/1/1986	14/12	14/11	N40	L	78-83
1/31/1987	3/8	3/8	H	L	65-69
2/6/1988	4/7	4/7	A	W	78-67
1/14/1989	2/3	2/3	H	W	68-61
3/5/1989	2/12	2/11	N51	W	82-60
1/13/1990	5/nr	5/nr	A	W	63-57
1/26/1991	4/15	4/14	H	W	64-54
1/18/1992	2/10	2/9	A	L	78-80 (OT)
1/16/1993	2/nr	2/nr	H	W	64-53
2/16/1994	1/nr	1/24	A	W	70-60
1/29/1995	2/16	2/15	H	W	83-48
2/4/1996	3/20	3/25	A	L	78-72
3/2/1996	5/23	5/22	N65	W	73-51
2/2/1997	9/nr	9/nr	H	W	74-72
11/18/1997	1/nr	1/nr	H	W	92-54
2/4/1998	1/nr	1/nr	A	W	91-45
12/29/1998	2/nr	2/nr	A	W	92-51
2/4/1999	1/nr	1/nr	H	W	96-58
2/10/2000	2/nr	3/nr	A	W	70-49
2/8/2001	2/nr	2/nr	H	W	119-52
2/21/2002	4/nr	4/nr	A	W	86-69
2/6/2003	3/nr	3/nr	H	W	86-43
2/22/2004	3/nr	3/nr	A	W	85-69

GENERAL

STAFF

PLAYERS

REVIEW

HISTORY

FACILITIES

NCAA

SEC

RECORDS

MEDIA INFO



SERIES RECORDS

DATE	AP RANK UT/OPP	ESPN RANK UT/OPP	SITE	W/L	SCORE
2/6/2005	5/nr	5/nr	H	W	99-67
2/2/2006	5/nr	5/nr	A	W	78-63
2/15/2007	3/nr	3/nr	H	W	81-69
3/27/2007	3/nr	4/nr	N121	W	98-62
1/31/2008	2/nr	2/nr	A	W	68-44
1/29/2009	13/nr	15/nr	H	W	60-59
2/11/2010	5/nr	5/nr	A	W	61-58
2/28/2010	4/nr	4/nr	H	W	75-63
3/5/2010	4/nr	4/nr	N119	W	76-51
1/9/2011	5/nr	6/nr	H	W	86-46
2/24/2011	4/nr	4/nr	A	W	66-39
2/19/2012	13/nr	10/nr	A	W	66-56
2/10/2013	12/nr	13/nr	H	W	97-68
1/9/2014	8/nr	8/nr	H	W	94-70
2/6/2014	8/nr	8/nr	A	W	77-65
2/12/2015	6/nr	6/nr	A	W	69-49
2/18/2016	24/nr	rv/nr	H	W	57-51
1/12/2017	rv/nr	rv/nr	A	L	62-67

MISSISSIPPI GULF COAST JC 2-0

12/18/1976	19/nr		N15	W	89-60
12/15/1977	5/nr		N15	W	83-35

MISSISSIPPI STATE 37-3

2/22/1986	15/nr	12/nr	A	W	72-51
2/21/1987	9/nr	8/nr	H	W	84-53
2/8/1988	4/nr	4/nr	A	W	81-74
1/16/1989	2/nr	2/nr	H	W	79-54
2/7/1990	5/nr	5/nr	A	W	76-55
1/2/1991	5/nr	7/nr	H	W	91-63
2/12/1992	3/nr	3/nr	A	W	78-56
1/9/1993	2/nr	2/nr	H	W	109-62
1/22/1994	1/nr	1/nr	A	W	82-62
1/21/1995	2/nr	2/nr	H	W	81-58
2/10/1996	6/nr	6/nr	A	W	92-76
2/9/1997	9/nr	9/nr	H	W	104-39
2/9/1998	1/nr	1/nr	A	W	74-52
2/27/1998	1/nr	1/nr	N82	W	88-60
2/6/1999	1/nr	1/nr	H	W	94-53
2/17/2000	2/22	3/18	A	W	79-75
3/5/2000	2/17	2/19	N65	W	70-67
1/15/2001	2/21	2/21	H	W	66-59
2/14/2002	3/nr	4/nr	A	W	80-78
1/26/2003	4/14	4/13	H	W	82-68
3/8/2003	3/10	3/11	N107	W	76-75
1/11/2004	5/nr	5/nr	A	W	61-53
3/5/2004	1/nr	1/nr	N101	W	67-57
2/24/2005	5/nr	5/nr	H	W	78-56
1/15/2006	1/nr	1/nr	A	W	79-56
1/18/2007	4/nr	4/nr	H	W	73-44
2/7/2008	2/nr	2/nr	A	W	87-69
2/24/2008	3/nr	3/nr	H	W	72-46
1/15/2009	13/nr	15/nr	A	W	63-56
2/22/2009	13/nr	19/nr	H	W	82-68
1/10/2010	4/nr	4/nr	A	W	75-48
1/27/2011	5/nr	6/nr	H	W	81-55
2/16/2012	13/nr	10/nr	A	W	57-41
1/31/2013	9/nr	10/nr	H	W	88-45
1/16/2014	12/nr	10/nr	A	W	67-63
2/1/2015	6/18	6/18	H	W	79-67
1/28/2016	19/13	23/13	A	L	63-65 (OT)
3/5/2016	nr/15	nr/15	N136	L	48-58
1/8/2017	rv/4	rv/4	H	L	64-74
2/26/2017	rv/3	rv/2	A	W	82-64

MISSOURI 8-1

1/14/1978	2/18		H	W	101-83
12/9/1978	1/19		A22	W	74-61
11/25/2010	4/nr	4/nr	N117	W	82-44
1/10/2013	9/nr	9/nr	H	W	84-39
2/3/2013	9/nr	10/nr	A	L	63-80
2/23/2014	10/nr	10/nr	A	W	56-50
1/2/2015	8/nr	9/nr	H	W	63-53
1/4/2016	12/20	11/rv	A	W	71-55
2/9/2017	24/rv	25/nr	H	W	77-66

DATE	AP RANK UT/OPP	ESPN RANK UT/OPP	SITE	W/L	SCORE
------	-------------------	---------------------	------	-----	-------

MONTANA 2-0

11/28/1993	1/nr	1/nr	H	W	82-66
12/19/1994	1/nr	1/nr	A	W	66-61

MONTCLAIR STATE 0-1

12/2/1977	1/7		N17	L	80-87
-----------	-----	--	-----	---	-------

MTK BUDAPEST (HUNGARY) N/A

11/30/1992			H	W-ex	84-70
------------	--	--	---	------	-------

NAVY 1-0

11/13/2016	13/nr	13/nr	H	W	85-55
------------	-------	-------	---	---	-------

NEBRASKA 2-0

1/7/1980	5/nr		H	W	82-42
12/1/1984	12/nr		N43	W	77-58

NEVADA-LAS VEGAS 1-0

12/19/1979	3/15		A26	W	84-64
------------	------	--	-----	---	-------

NORTH CAROLINA 16-3

3/9/1978	1/nr		A20	W	92-66
2/3/1979	8/nr		H	W	95-57
12/1/1979	4/nr		A	W	66-55
1/26/1981	7/nr		H	W	76-72
1/30/1982	nr/nr		A	W	76-62
11/24/1982	4/nr		H	W	108-65
1/2/1984	11/nr		A	W	75-59
12/7/1984	16/nr		H	W	84-70
1/11/1986	11/19	12/18	A	L	68-82
1/4/1987	1/nr	1/22	H	W	87-68
2/25/1988	3/nr	3/nr	A	W	88-65
3/25/1993	2/17	2/18	N48	W	74-54
3/23/1998	1/7	1/4	N83	W	76-70
3/28/2006	6/1	6/1	N93	L	63-75
12/3/2006	4/2	4/2	A	L	57-70
4/1/2007	3/2	4/2	N93	W	56-50
12/2/2007	1/5	1/4	H	W	83-79
12/2/2012	16/22	14/nr	H	W	102-57
11/11/2013	4/12	3/11	A	W	81-65

NORTH CAROLINA A&T 1-0

3/16/1994	1/nr	1/nr	H	W	111-37
-----------	------	------	---	---	--------

NORTH CAROLINA STATE 12-3

3/12/1976			N14	L	85-86
1/2/1978	3/5		H	W	70-65
3/11/1978	1/5		N20	W	64-62
1/13/1979	4/8		A	W	79-66
1/4/1980	5/8		H	W	67-58
2/21/1981	7/15		A	W	72-63
2/6/1983	6/19		H	W	91-78
1/14/1984	8/16		A	L	59-65
1/19/1985	nr/17		H	W	72-57
1/13/1986	12/17	12/17	A	W	67-65
12/6/1986	3/20	3/20	H	W	86-65
12/1/1990	3/7	3/7	A	L	77-90
1/29/2000	4/8	4/8	N93	W	83-63
12/2/2001	2/8	2/9	N99	W	93-56
11/21/2004	1/nr	1/nr	A	W	64-54

NORTH CAROLINA-CHARLOTTE 3-0

3/1/1987	8/nr	8/nr	H	W	91-44
12/2/1991	1/nr	1/nr	A	W	79-56
12/9/1992	1/nr	2/nr	H	W	89-45

NORTH CAROLINA-GREENSBORO 0-2

2/19/1972			N1	L	36-51
2/13/1976			N1	L	79-81 (OT)

NORTH CAROLINA-WILMINGTON 1-0

12/29/2016	rv/nr	rv/nr	H	W	90-54
------------	-------	-------	---	---	-------

NORTHERN ILLINOIS 3-0

12/20/1987	3/nr	4/nr	H	W	103-76
2/5/1990	5/23	6/24	H	W	83-62
1/24/1992	4/nr	4/nr	A	W	78-61

SERIES RECORDS

DATE	AP RANK UT/OPP	ESPN RANK UT/OPP	SITE	W/L	SCORE
------	-------------------	---------------------	------	-----	-------

NORTHWESTERN					3-0
1/20/1987	3/nr	3/nr	A W	74-71	
1/5/1988	4/nr	4/nr	H W	78-65	
3/20/1993	2/nr	2/nr	H W	89-66	

NORTHWESTERN STATE (LA.)					1-0
3/22/2014	3/nr	3/nr	H W	70-46	

NOTRE DAME					21-6
11/25/1983	5/nr		A39 W	71-56	
11/24/1984	14/nr		H W	62-57	
12/9/1985	11/nr	14/nr	A W	71-63	
2/14/1987	7/nr	8/nr	H W	90-55	
2/3/1988	4/nr	4/nr	A W	91-71	
2/20/1989	2/nr	3/nr	H W	98-43	
12/3/1989	1/nr	1/nr	A W	77-54	
2/9/1991	5/20	5/19	H W	88-71	
1/12/1992	2/nr	3/nr	A W	85-82	
1/4/1993	1/nr	1/nr	H W	79-48	
1/7/1994	1/nr	1/nr	A W	105-70	
11/19/1996	3/14	2/17	N75 W	72-59	
3/28/1997	10/15	11/14	N78 W	80-66	
3/17/2002	6/nr	6/nr	H W	89-50	
12/28/2002	5/12	5/12	N106 W	77-61	
11/30/2003	3/17	3/17	H W	83-59	
12/31/2005	1/12	1/11	A W	62-51	
12/30/2006	4/nr	4/nr	H W	78-54	
1/5/2008	3/14	3/14	A W	87-63	
3/30/2008	3/15	3/19	N125 W	74-64	
3/28/2011	4/9	4/7	N121 L	59-73	
1/23/2012	7/2	9/2	A L	44-72	
1/28/2013	9/2	10/3	H L	67-77	
1/20/2014	11/2	12/2	H L	70-86	
1/19/2015	5/6	7/5	A L	77-88	
1/18/2016	18/3	22/3	A L	66-79	
1/16/2017	nr/6	rv/6	H W	71-69	

OAKLAND					1-0
11/24/2013	3/nr	4/nr	H W	84-50	

OHIO STATE					10-1
12/18/1976	19/nr		N15 W	67-57	
12/12/1977	5/18		H W	89-56	
12/12/1978	1/nr		H W	88-74	
12/14/1978	1/nr		N15 W	69-59	
1/31/1980	6/nr		A W	72-56	
12/17/1981	14/nr		N34 L	82-83 (2 OT)	
12/29/1990	7/nr	7/nr	N58 W	85-69	
11/21/1993	1/8	1/14	N66 W	80-45	
3/18/1996	4/nr	4/nr	H W	97-65	
3/26/2011	4/18	4/24	N121 W	85-75	
3/25/2016	rv/9	nr/9	N138 W	78-62	

OKLAHOMA					5-1
11/10/2002	2/22	2/19	H W	94-68	
12/21/2003	2/13	2/15	A W	71-55	
11/15/2007	1/9	1/8	N122 W	70-67	
2/2/2009	12/2	15/2	A125 L	70-80	
1/3/2010	4/14	4/15	H W	96-75	
3/31/2013	10/nr	9/nr	N125 W	74-59	

OKLAHOMA STATE					1-0
12/4/1992	2/nr	2/nr	N56 W	69-60	

OLD DOMINION					36-9
3/11/1977	10/12		N3 W	61-60	
2/10/1979	6/1		A L	56-71	
3/10/1979	8/1		H L	72-74	
1/26/1980	4/2		H L	54-61	
3/8/1980	3/1		N27 L	67-68	
3/23/1980	2/1		N28 L	53-68	
2/16/1981	7/2		A W	76-70	
3/14/1981	3/6		A32 W	65-64	
3/27/1981	2/3		N33 W	68-65	
12/2/1981	7/2		A L	54-66	
2/14/1982	13/4		H W	62-58	

DATE	AP RANK UT/OPP	ESPN RANK UT/OPP	SITE	W/L	SCORE
------	-------------------	---------------------	------	-----	-------

11/30/1982	4/3		H L	72-78 (OT)
2/14/1983	4/9		A L	66-90
11/29/1983	5/11		H W	67-63
1/25/1985	nr/1	18/1	A W	67-64
2/20/1986	15/nr	12/nr	H W	79-68
1/7/1987	2/nr	2/nr	A W	99-90
11/28/1987	1/18	1/18	N54 W	83-52
1/14/1988	4/nr	4/nr	H W	91-68
1/4/1989	1/nr	1/24	A W	93-58
1/6/1990	5/22	5/21	H W	81-61
3/18/1990	4/nr	4/nr	H W	87-68
1/6/1991	5/nr	5/nr	A W	93-62
2/4/1992	4/nr	4/nr	H W	75-59
1/2/1993	1/nr	1/nr	A W	68-60
1/13/1994	1/nr	1/nr	H W	90-49
1/24/1995	2/nr	2/nr	A W	77-54
1/11/1996	4/15	5/15	H W	69-47
1/7/1997	9/2	9/4	A L	72-83
3/30/1997	10/2	11/3	N78 W	68-59
2/7/1998	1/3	1/3	H W	85-61
1/19/1999	1/12	1/11	A W	77-61
1/3/2000	2/21	2/19	H W	113-55
1/28/2001	3/nr	3/nr	A W	87-70
1/8/2002	2/25	3/nr	H W	74-62
1/7/2003	5/nr	5/nr	A W	91-63
1/4/2004	5/nr	5/nr	H W	66-42
1/2/2005	8/nr	8/nr	A W	68-58
1/2/2006	1/nr	1/nr	H W	83-67
12/22/2006	5/nr	5/nr	A W	75-59
12/5/2007	1/25	1/nr	H W	83-51
12/18/2008	11/nr	13/nr	A W	81-76
12/30/2009	4/nr	4/nr	H W	102-62
12/5/2010	9/nr	8/nr	A W	74-44
12/28/2011	7/nr	8/nr	H W	90-37

ORAL ROBERTS					3-0
3/23/2008	3/nr	3/nr	N124 W	94-55	
3/23/2013	10/nr	9/nr	H W	83-62	
11/17/2014	4/nr	5/nr	H W	91-39	

OREGON					1-0
3/17/1997	10/nr	11/nr	H W	76-59	

OREGON STATE					4-0
12/18/1981	14/nr		N34 W	73-62	
12/16/1987	3/nr	4/nr	A W	91-56	
12/28/2014	8/10	11/12	H W	74-63	
12/19/2015	14/7	16/7	A W	53-50	

PENN					1-0
11/14/2014	4/nr	4/nr	H W	97-52	

PENN STATE					9-2
12/30/1978	5/11		N23 W	74-72	
2/7/1982	20/14		H W	98-74	
1/30/1983	8/19		A W	75-60	
1/29/1984	9/nr		H W	68-65	
1/27/1985	nr/12	18/10	A L	74-79	
12/28/1991	3/7	3/7	H61 W	82-81	
12/10/1994	1/7	1/6	N68 W	78-74	
12/3/1995	3/12	2/12	N70 W	79-67	
3/29/2003	4/15	4/16	H W	86-58	
11/18/2015	4/nr	5/nr	H W	74-66	
11/20/2016	13/nr	13/nr	A L	56-70	

PEPPERDINE					1-0
11/13/2011	3/nr	3/nr	H W	89-57	

PESARO (ITALY)					N/A
8/10/2003			N109 W-ex	58-13	

PITTSBURGH					5-0
12/16/1977	5/nr		N15 W	83-55	
1/28/1983	8/nr		A W	73-60	
1/4/1984	11/nr		H W	88-64	
3/20/2007	3/nr	4/nr	A W	68-54	
3/23/2015	6/nr	5/nr	H W	77-67	

GENERAL

STAFF

PLAYERS

REVIEW

HISTORY

FACILITIES

NCAA

SEC

RECORDS

MEDIA INFO



RECORDS

SERIES RECORDS

DATE	AP RANK UT/OPP	ESPN RANK UT/OPP	SITE	W/L	SCORE
POLISH NATIONAL TEAM					N/A
12/2/1980			H	W-ex	76-49
PORTLAND					2-0
11/30/1997	1/nr	1/nr	A	W	74-51
11/13/1998	1/nr	1/nr	H	W	94-57
PRAGUE UNIV. (CZECHOSLOVAKIA)					N/A
6/17/1987			N53	L-ex	62-85
PREMIER PLAYERS					N/A
11/16/2002			H	W-ex	95-76
PRINCETON					1-0
12/20/2005	1/nr	1/nr	H	W	107-39
PROVIDENCE					3-0
11/29/1986	3/nr	3/nr	N49	W	86-70
1/25/1993	2/nr	2/nr	H	W	93-50
2/11/1994	2/nr	2/nr	A	W	83-73
PUERTO RICO-MAYAGUEZ					1-0
11/29/2002	4/nr	5/nr	A	W	136-26
PURDUE					7-1
12/6/1994	1/15	1/13	H	W	81-63
12/2/1995	3/7	2/5	N70	W	81-63
12/8/1995	2/10	2/10	A71	W	82-68
1/17/1997	9/nr	9/nr	H	W	72-60
11/15/1998	1/5	1/5	A85	L	68-78
12/2/1999	3/17	3/17	H	W	72-66
3/22/2005	3/nr	3/nr	H	W	75-54
3/25/2008	3/nr	3/nr	A124	W	78-52
RADFORD					1-0
3/16/1996	4/nr	4/nr	H	W	97-56
REMUS AUSTRIA POWER					N/A
11/4/2001			H	W-ex	108-69
RICE					1-0
11/15/2012	24/nr	20/nr	H	W	101-48
RICHMOND					1-0
1/14/1991	2/nr	3/nr	H	W	80-54
ROANOKE					1-0
3/8/1974			N11	W	68-47
ROMANIAN NATIONAL TEAM					N/A
8/15/2003			N110	W-ex	88-74
ROQUE-BRUEN (FRANCE)					N/A
8/22/1999			A92	W-ex	114-45
RUTGERS					20-3
3/16/1979	6/3		N24	W	79-69
1/23/1982	nr/3		A	L	57-68
1/19/1983	8/16		H	W	81-61
12/30/1988	1/10	1/11	A57	W	93-53
3/21/1992	2/nr	2/nr	H	W	97-56
1/19/1993	2/nr	2/nr	H	W	93-74
1/17/1994	1/nr	1/nr	A	L	77-87
3/21/1998	1/nr	1/nr	N83	W	92-60
1/3/1999	2/15	2/13	N87	W	68-54
3/31/2000	2/8	2/8	N95	W	64-54
1/2/2001	2/9	2/10	N87	W	58-51
12/11/2003	2/nr	2/25	H	W	59-49
12/29/2004	8/24	8/nr	A	L	51-65
3/29/2005	3/9	3/10	N115	W	59-49
3/26/2006	6/9	6/9	N93	W	76-69
4/3/2007	3/15	4/18	N93	W	59-46
2/11/2008	1/5	2/7	H	W	59-58
1/3/2009	8/15	12/14	A	W	55-51
12/13/2009	4/nr	3/nr	N87	W	68-54
12/30/2010	5/nr	6/nr	H	W	87-51

DATE	AP RANK UT/OPP	ESPN RANK UT/OPP	SITE	W/L	SCORE
12/13/2011	6/11	6/11	A	W	67-61
12/30/2012	13/nr	15/nr	H	W	66-47
12/14/2014	11/17	13/19	A	W	55-45
SAINT FRANCIS (PA.)					1-0
12/03/2014	14/nr	14/nr	H	W	111-44
SAINT LOUIS					1-0
12/1/2002	4/nr	5/nr	N105	W	75-40
SAN FRANCISCO					2-0
11/15/2008	7/nr	6/nr	H	W	68-39
12/22/2009	4/nr	4/nr	A	W	89-34
SAN JOSE STATE					1-0
12/15/1979	3/nr		A	W	81-70
SANTA CLARA					1-0
12/16/1991	3/nr	1/nr	A	W	73-71
SELEZIONE DREAM TEAM ITALY					N/A
8/11/2015			A135	W-ex	81-27
SHORTER					1-0
1/11/1975			H	W	109-74
SMU					1-0
11/29/2013	3/nr	4/nr	N130	W	87-47
SOLNA (SWEDEN)					N/A
1/4/1992			N62	W-ex	70-65
SOUTH CAROLINA					48-6
2/18/1972			N1	W	44-30
3/10/1973			N6	L	54-59
2/16/1974			N1	W	72-45
1/15/1979	4/nr		H	W	62-54
3/9/1979	8/15		H	W	76-64
1/23/1980	4/8		A	L	52-56
3/7/1980	3/7		A27	W	67-54
3/21/1980	2/4		N28	W	75-72
1/12/1981	9/10		H	W	65-54
1/25/1982	nr/12		A	W	87-81
12/4/1982	4/13		N36	W	84-62
2/16/1983	4/nr		H	W	87-67
2/8/1984	7/nr		A	W	71-66
2/18/1985	20/nr	24/nr	H	W	66-58
1/6/1986	11/nr	13/nr	A	W	70-54
2/19/1987	9/nr	8/nr	H	W	80-56
1/20/1988	4/nr	4/nr	A	W	85-80
2/4/1989	2/17	2/17	H	W	60-54
1/25/1990	3/15	3/15	A	W	70-69
1/24/1991	4/nr	4/nr	H	W	77-61
1/15/1992	2/nr	2/nr	A	W	78-58
2/18/1993	1/nr	1/nr	H	W	100-57
2/8/1994	2/nr	2/nr	A	W	91-75
1/12/1995	1/nr	1/nr	H	W	72-55
2/15/1996	5/nr	5/nr	A	W	79-73 (OT)
2/11/1997	8/nr	9/nr	H	W	90-59
2/28/1997	8/nr	11/nr	N65	W	75-48
1/6/1998	1/nr	1/nr	A	W	94-52
1/7/1999	2/nr	2/nr	H	W	87-58
1/14/2000	2/nr	2/nr	A	W	92-76
1/11/2001	2/nr	2/nr	H	W	99-45
1/17/2002	2/8	3/8	A	W	80-61
1/23/2003	4/15	4/14	H	W	97-78
1/15/2004	5/nr	5/nr	A	W	86-58
2/8/2004	1/nr	1/nr	H	W	72-58
1/27/2005	5/nr	6/nr	A	W	68-53
2/17/2005	6/nr	6/nr	H	W	74-44
1/4/2006	1/nr	1/nr	A	W	66-51
2/1/2007	3/nr	3/nr	H	W	72-36
3/2/2007	2/nr	2/nr	N119	W	81-63
1/13/2008	2/nr	2/nr	A	W	71-48
1/18/2009	13/nr	15/nr	H	W	68-56
1/7/2010	4/nr	4/nr	H	W	79-62

SERIES RECORDS

DATE	AP RANK UT/OPP	ESPN RANK UT/OPP	SITE	W/L	SCORE
1/31/2010	5/nr	5/nr	A	W	60-55
1/20/2011	5/nr	6/nr	A	W	71-56
2/17/2011	4/nr	4/nr	H	W	82-60
2/2/2012	8/nr	8/nr	H	L	60-64
3/3/2012	13/25	10/rv	N101	W	74-58
1/3/2013	12/18	13/15	A	W	73-53
3/2/2014	10/4	9/5	H	W	73-61
2/23/2015	6/2	6/2	A	L	66-71
3/8/2015	5/3	5/4	N107	L	46-62
2/15/2016	24/3	rv/2	H	L	56-62
1/30/2017	rv/4	25/4	A	W	76-74

SOUTH CAROLINA STATE **2-0**

3/19/1983	9/nr		H	W	86-51
11/22/1983	5/nr		H	W	85-69

SOUTH KOREAN NATIONAL TEAM **N/A**

6/19/1987			N53	L-ex	74-86
-----------	--	--	-----	------	-------

SOUTHERN CALIFORNIA **8-7**

2/2/1981	10/8		H	W	78-71
12/9/1981	10/4		A	L	70-86
3/21/1982	8/5		H	W	91-90 (OT)
12/6/1982	5/1		H	L	71-81
11/26/1983	5/1		N39	L	64-78
12/8/1983	7/1		A	L	66-81
4/1/1984	15/5		N41	L	61-72
1/8/1985	nr/6		H	W	71-60
12/13/1985	11/4	15/3	A	L	77-85
3/28/1986	15/3	5/2	N6	L	59-83
12/28/1986	1/7	1/7	N50	W	89-75
12/6/1988	1/17	1/18	H	W	102-69
12/22/1989	4/nr	1/nr	A	W	87-53
11/18/2001	2/nr	2/nr	H	W	106-66
12/14/2002	4/nr	5/nr	A	W	71-39

SOUTHERN ILLINOIS **2-0**

11/19/1984	14/nr		N42	W	56-54
1/23/1989	2/nr	2/nr	H	W	78-44

SOUTHWEST MISSOURI STATE **1-0**

3/17/1991	4/nr	3/nr	H	W	55-47
-----------	------	------	---	---	-------

SOVIET NATIONAL TEAM **N/A**

11/29/1979			H	L-ex	59-102
------------	--	--	---	------	--------

ST. JOHN'S **2-0**

12/3/1982	4/nr		N36	W	69-56
3/24/2014	3/nr	3/nr	H	W	67-51

ST. JOSEPH'S **5-0**

12/27/1986	1/nr	1/21	N50	W	76-66
11/25/1995	4/nr	2/nr	H	W	75-54
1/2/1997	8/nr	8/nr	A	W	64-52
11/16/1998	4/nr	1/nr	H	W	108-63
12/19/1999	2/nr	2/nr	A	W	82-59

ST. MARY'S (CA) **1-0**

3/18/2001	3/nr	3/nr	H	W	92-75
-----------	------	------	---	---	-------

ST. MARY'S NURSING **1-0**

1/18/1974			H	W	53-39
-----------	--	--	---	---	-------

STANFORD **24-10**

12/18/1988	1/5	1/5	H	W	83-60
12/15/1989	2/3	2/3	A	L	71-85
11/25/1990	6/2	6/2	H	W	95-80
12/30/1990	7/8	7/8	N58	W	84-77
3/30/1991	4/11	3/10	N59	W	68-60
12/14/1991	1/3	1/3	A	L	95-96 (OT)
12/6/1992	2/1	2/1	N56	W	74-73 (OT)
12/21/1992	1/2	1/2	H	W	84-79
12/3/1993	1/9	1/8	A	W	81-75
12/1/1994	1/2	1/2	H	W	105-69
12/16/1995	2/9	2/9	A	L	72-90
12/15/1996	5/1	1/5	H	L	65-82

DATE	AP RANK UT/OPP	ESPN RANK UT/OPP	SITE	W/L	SCORE
11/29/1997	1/11	1/10	N79	W	88-70
12/19/1998	2/nr	2/nr	H	W	98-62
11/26/1999	5/23	5/22	A	W	79-73
12/17/2000	2/15	2/22	H	W	63-58
12/16/2001	2/6	2/5	A	W	68-62
12/18/2002	4/5	4/5	H	W	71-56
12/14/2003	2/6	2/5	A	W	70-66 (OT)
3/30/2004	2/10	3/8	N112	W	62-60
12/21/2004	9/2	10/2	H	W	70-67
12/4/2005	2/12	1/11	A	W	74-67
11/24/2006	4/11	4/11	H	W	77-60
12/22/2007	1/5	1/4	A	L	69-73 (OT)
4/8/2008	3/4	3/4	N122	W	64-48
12/21/2008	11/3	13/4	H	W	79-69 (OT)
12/19/2009	3/2	3/2	A	L	52-67
12/19/2010	6/3	6/2	H	W	82-72 (OT)
12/20/2011	6/4	6/4	A	L	80-97
12/22/2012	10/1	11/1	H	L	60-73
12/21/2013	3/6	3/5	A	L	70-76
12/20/2014	11/7	12/7	H	W	59-40
12/16/2015	14/15	16/14	A	L	55-69
12/18/2016	nr/10	rv/10	H	W	59-51

STEPHEN F. AUSTIN **3-3**

12/15/1978	1/5		N15	L	60-69
1/14/1980	5/2		H	W	79-69
12/13/1980	3/17		H	L	68-72
11/22/1981	2/18		A	L	74-80
12/11/1982	5/nr		A	W	76-67
12/5/1992	2/8	2/8	N56	W	94-71

STETSON **6-0**

12/3/1987	1/nr	1/nr	H	W	102-59
1/9/1989	2/nr	1/nr	A	W	97-62
11/26/1989	1/nr	1/nr	H	W	112-39
11/20/2005	2/nr	1/nr	H	W	83-33
3/19/2011	4/nr	4/nr	H	W	99-34
12/30/2015	13/nr	16/nr	H	W	90-56

STOCKHOLM HUMAN RIGHTS (08) **N/A**

11/3/2002			H	W-ex	116-50
-----------	--	--	---	------	--------

SULLINS **1-1**

2/24/1923			A	L	12-15
3/5/1969			H	W	70-34

SYRACUSE **1-1**

11/20/2015	4/25	5/rv	H	W	57-55
3/27/2016	rv/14	nr/15	N138	L	67-89

TCU **4-0**

11/27/2000	2/nr	2/nr	A	W	83-61
2/11/2003	3/nr	3/nr	H	W	86-72
1/2/2004	5/19	5/19	A	W	74-66
12/19/2004	9/nr	10/nr	H	W	82-55

TEMPLE **2-0**

11/28/2004	1/nr	1/nr	H	W	52-48
12/28/2005	1/22	1/21	A	W	75-50

TENNESSEE SCHOOL FOR THE DEAF **0-0-1**

1/16/1909			H	T	12-12
-----------	--	--	---	---	-------

TENNESSEE STATE **5-0**

2/17/1986	15/nr	14/nr	H	W	114-63
2/27/1988	3/nr	3/nr	H	W	104-51
12/17/2013	3/nr	3/nr	H	W	94-43
11/24/2014	4/nr	5/nr	H	W	97-46
11/30/2016	22/nr	25/nr	H	W	86-36

TENNESSEE TECH **16-12**

1/23/1969			H	W	45-43
1/28/1970			A	L	45-59
2/11/1970			H	L	48-60
3/3/1973			N5	L	45-48
3/10/1973			N6	L	49-61

GENERAL

STAFF

PLAYERS

REVIEW

HISTORY

FACILITIES

NCAA

SEC

RECORDS

MEDIA INFO



SERIES RECORDS

DATE	AP RANK UT/OPP	ESPN RANK UT/OPP	SITE	W/L	SCORE
2/9/1974			A	W	65-51
3/2/1974			A10	L	51-54 (OT)
1/27/1975			A	L	73-96
2/4/1975			H	L	74-76
1/24/1976			A13	L	61-83
2/6/1976			H	L	84-89 (OT)
3/4/1976			N4	L	76-91
2/7/1977	12/6		A	L	65-70
2/25/1977	12/6		H	W	80-67
3/4/1977	12/6		A10	L	70-76
3/12/1977	10/7		N3	W	72-59
12/3/1977	1/11		N17	W	65-60
12/16/1977	5/nr		N15	W	79-64
1/18/1978	3/nr		A	W	82-81 (OT)
2/18/1978	1/nr		H18	W	80-64
3/4/1978	1/nr		N19	W	92-73
2/15/1979	6/nr		H	W	80-75
3/3/1979	8/nr		H	W	85-60
2/12/1980	4/nr		A	W	68-66
3/1/1980	4/20		A10	W	83-66
2/12/1981	7/nr		H	W	69-63
3/15/1987	7/nr	7/nr	H	W	95-59
2/2/1991	3/nr	3/nr	H	W	94-67

TENNESSEE TECH JV 1-0

1/23/1976			A13	W	74-51
-----------	--	--	-----	---	-------

TENNESSEE-MARTIN 14-2

3/4/1971			N3	L	26-39
3/3/1972			H	L	42-53
3/2/1973			N5	W	59-57 (OT)
3/3/1973			N5	W	61-57 (OT)
2/7/1975			A	W	92-76
12/10/1975			H	W	77-50
3/5/1976			N4	W	77-62
2/12/1979	6/nr		H	W	124-60
3/2/1979	8/nr		H	W	96-51
2/16/1980	4/nr		A	W	69-55
2/28/1980	4/nr		N10	W	81-35
2/26/1981	4/nr		N3	W	71-41
11/23/1997	1/nr	1/nr	A	W	73-32
11/19/1999	5/nr	2/nr	H	W	133-60
12/5/2006	6/nr	5/nr	H	W	85-29
3/17/2012	9/nr	7/nr	N128	W	72-49

TEXAS 23-15

12/8/1978	1/10		N22	W	84-60
12/9/1982	5/10		A	L	59-74
12/1/1983	5/4		H	L	65-66
12/11/1984	15/2		A	L	60-91
12/1/1985	11/1	11/1	H	L	52-74
12/14/1986	3/1	3/1	A	W	85-78
12/29/1986	1/2	1/2	N50	L	74-88
12/9/1987	1/2	1/2	H	L	78-97
1/31/1989	2/11	2/11	A	L	67-69
1/20/1990	3/6	3/7	H	W	76-70
2/23/1991	4/15	4/15	A	W	64-55
12/19/1991	3/19	3/19	N60	W	86-72
2/25/1992	2/24	2/nr	H	W	86-68
2/2/1993	1/13	1/13	A	W	72-58
1/25/1994	2/nr	2/nr	H	W	94-60
12/28/1994	1/nr	1/nr	A	W	66-54
12/10/1995	2/nr	2/nr	H	W	83-67
12/21/1996	6/13	6/16	A	W	68-65 (OT)
12/3/1997	1/nr	1/nr	H	W	98-64
11/28/1998	3/nr	3/nr	A	W	86-65
12/30/1999	2/25	2/nr	H	W	106-76
12/22/2000	2/15	2/22	A	W	67-59
2/12/2002	3/18	4/17	H	L	66-69
12/21/2002	4/22	4/21	A	L	62-63
12/28/2003	2/5	2/5	H	L	60-70
11/25/2004	1/4	1/4	A	L	59-74
12/1/2005	2/16	1/18	H	W	102-61
12/17/2006	5/23	5/24	A	W	67-46
11/18/2007	1/21	1/22	H	W	92-67
12/14/2008	7/6	10/5	A	L	59-73

DATE	AP RANK UT/OPP	ESPN RANK UT/OPP	SITE	W/L	SCORE
12/6/2009	6/17	5/17	H	W	78-58
12/12/2010	8/21	7/24	A	W	92-77
12/4/2011	8/21	8/22	H	W	73-57
12/16/2012	13/18	12/20	A	W	94-75
12/8/2013	3/nr	3/nr	H	W	75-61
11/30/2014	4/6	5/9	A	L	59-72
11/29/2015	4/8	5/8	H	L	53-64
12/11/2016	rv/17	rv/17	A	L	67-72

TEXAS A&M 7-3

12/19/1997	1/nr	1/nr	N81	W	105-81
4/1/2008	3/8	3/9	N125	W	53-45
2/28/2013	8/13	8/15	H	W	82-72
3/9/2013	9/19	9/19	N119	L	62-66
1/26/2014	11/17	12/15	A	W	76-55
3/8/2014	6/15	6/14	N119	W	86-77
1/8/2015	7/9	9/8	H	W	81-58
2/7/2016	23/12	25/11	A	L	71-76 (OT)
3/4/2016	nr/16	nr/16	N136	W	70-60
2/12/2017	24/rv	25/rv	H	L	59-61

TEXAS TECH 6-0

3/25/1995	3/5	2/6	H	W	80-59
11/27/1995	3/10	2/14	H	W	81-44
12/18/1996	6/11	6/10	A	W	79-71
3/27/2000	2/11	2/11	N94	W	57-44
3/27/2005	3/14	3/14	N115	W	75-59
11/17/2009	6/nr	5/nr	N126	W	91-53

TOLEDO 1-0

12/18/1985	13/nr	14/nr	N47	W	81-63
------------	-------	-------	-----	---	-------

TROY 2-0

12/14/2013	3/nr	3/nr	H	W	103-64
12/21/2017	rv/nr	rv/nr	H	W	110-84

TUSCULUM 1-0

2/15/1926			A	W	37-12
-----------	--	--	---	---	-------

UCLA 18-1

1/5/1979	5/4		H	W	88-74
3/25/1979	3/6		N25	W	104-86
12/13/1979	3/11		A	W	80-77
1/3/1981	7/8		H	L	62-65
12/13/1981	14/17		A	W	71-66
12/10/1983	7/nr		A	W	73-70
1/6/1985	nr/nr		H	W	72-57
12/15/1985	13/nr	15/nr	A	W	68-64
12/20/1986	1/nr	1/nr	H	W	81-58
12/13/1987	1/nr	1/nr	A	W	89-63
12/20/1988	1/nr	1/nr	H	W	82-50
12/17/1989	2/nr	2/nr	A	W	77-55
12/16/1990	10/nr	8/nr	H	W	113-86
12/21/1998	2/8	2/8	H	W	100-77
11/28/1999	5/4	5/4	A	W	88-77
11/16/2006	5/20	4/21	H	W	83-60
12/19/2007	1/nr	1/nr	A	W	82-70
11/28/2009	6/nr	5/nr	H	W	61-47
12/17/2011	6/nr	6/nr	A	W	85-64

UNIMEP SAO PAULO (BRAZIL) N/A

6/14/1987			A	L-ex	71-104
-----------	--	--	---	------	--------

UNION (KY.) 1-1

3/11/1922			A	L	8-14
3/1/1969			N2	W	43-23

UNION (TENN.) 0-3

2/8/1975			A	L	67-80
2/27/1975			N12	L	90-95
3/1/1975			N12	L	93-94
11/7/2010			H	W-ex	86-53
11/8/2011			H	W-ex	93-45

UNITED STATES ARMED FORCES N/A

11/4/1997			H	W-ex	111-54
-----------	--	--	---	------	--------

SERIES RECORDS

DATE	AP RANK UT/OPP	ESPN RANK UT/OPP	SITE	W/L	SCORE
UNITED STATES NATIONAL TEAM					N/A
11/22/1995			H	L-ex	58-82
11/7/1999			H	W-ex	65-64
11/4/2007			H	L-ex	83-72
VALDOSTA STATE					3-1
3/18/1978	1/8		N21	L	80-83
1/27/1979	7/14		H	W	93-73
1/12/1980	5/nr		A	W	72-65
11/29/1980	3/nr		N29	W	99-84
VALENCIENNES-ORCHIES (FRANCE)					N/A
8/15/1999			A88	W-ex	71-68
VANDERBILT					69-9
1/18/1976			A	W	96-27
11/21/1979	4/nr		A	W	77-53
12/6/1981	10/nr		H	W	99-77
1/4/1982	20/nr		A	W	80-63
2/26/1982	8/nr		N6	W	80-75
1/12/1983	11/nr		H	W	98-70
2/19/1983	4/nr		A	W	94-79
2/5/1984	7/nr		A	W	82-73
2/26/1984	10/nr		H	W	74-72
1/16/1985	nr/nr		A	L	77-84
2/16/1985	nr/nr	24/nr	H	W	82-71
2/15/1986	14/nr	14/nr	H	W	94-81
2/4/1987	5/14	6/13	A	L	76-77
1/17/1988	4/nr	4/20	H	W	104-67
1/26/1989	2/nr	2/23	A	W	80-60
2/22/1990	4/nr	4/nr	H	W	88-77
12/6/1990	6/nr	6/nr	A	L	66-80
3/2/1991	4/nr	4/nr	N51	W	62-60
2/2/1992	4/13	4/11	H	W	70-53
1/30/1993	2/1	2/1	A	W	73-68
1/31/1994	2/9	2/10	A	W	84-82
2/13/1994	2/12	2/11	H	W	79-57
3/7/1994	1/13	1/13	N65	W	82-57
12/31/1994	1/8	1/9	A	W	72-70
2/12/1995	2/7	2/7	H	W	75-55
3/6/1995	2/9	2/11	N65	L	61-67
1/19/1996	6/2	5/2	H	W	85-82
2/25/1996	5/10	5/9	A	W	79-71
1/19/1997	9/7	9/7	A	W	92-79 (OT)
2/17/1997	8/15	8/13	H	W	64-59
1/25/1998	1/9	1/8	H	W	86-54
2/16/1998	1/14	1/11	A	W	91-60
2/28/1998	1/14	1/13	N82	W	106-45
2/7/1999	1/nr	1/nr	A	W	66-60
2/18/1999	1/nr	1/nr	H	W	89-53
2/4/2000	4/nr	4/nr	H	W	78-52
2/24/2000	2/nr	3/nr	A	W	59-57
3/4/2000	2/nr	3/nr	N65	W	61-53
1/23/2001	3/16	3/17	A	W	70-64
2/22/2001	1/18	1/17	H	W	70-66
3/3/2001	1/15	1/15	N94	L	74-77
2/2/2002	2/8	2/6	A	L	59-76
2/16/2002	3/6	4/6	H	W	75-68
3/25/2002	6/4	6/4	N102	W	68-63
2/2/2003	4/17	4/17	A	W	81-67
2/27/2003	3/17	3/18	H	W	91-71
1/22/2004	2/nr	2/nr	H	W	79-54
2/15/2004	3/nr	3/nr	A	W	94-88
1/16/2005	8/17	10/15	A	W	79-65
2/13/2005	5/21	5/20	H	W	72-63
3/5/2005	5/18	4/17	N114	W	76-73
1/19/2006	1/19	1/19	A	W	80-68
2/12/2006	5/22	5/20	H	W	70-67
1/25/2007	4/15	4/14	A	W	67-57
2/25/2007	2/12	2/12	H	W	73-53
1/20/2008	2/nr	2/nr	H	W	79-63
2/17/2008	1/25	1/nr	A	W	81-68
3/8/2008	3/21	3/22	N101	W	63-48
1/11/2009	7/24	11/24	A	L	58-74
3/1/2009	18/19	23/21	H	W	75-66

1/17/2010	4/nr	4/22	H	W	64-57
2/8/2010	5/nr	5/22	A	W	69-60
3/6/2010	4/nr	4/nr	N119	W	68-49
1/15/2011	5/nr	5/nr	H	W	68-56
2/13/2011	4/nr	4/nr	A	W	65-57
1/15/2012	6/25	7/24	H	W	87-64
2/9/2012	11/nr	11/25	A	L	79-93
3/2/2012	13/25	10/nr	N101	W	68-57
1/24/2013	9/nr	9/nr	A	W	83-75
2/17/2013	12/nr	10/nr	H	W	83-64
1/12/2014	8/nr	8/nr	A	L	63-74
2/10/2014	8/18	8/19	H	W	81-53
1/5/2015	7/nr	9/nr	A	W	57-49
3/1/2015	6/nr	6/nr	H	W	79-49
1/21/2016	18/nr	22/nr	H	W	58-49
2/11/2016	25/nr	rv/nr	A	W	69-51
1/5/2017	rv/nr	rv/nr	A	W	70-57
1/22/2017	nr/nr	rv/nr	H	W	91-63
VERMONT					2-0
11/24/1996	3/nr	2/nr	A76	W	87-58
11/25/1997	1/nr	1/nr	H	W	92-52
VILLANOVA					1-0
3/31/2003	4/11	4/12	H	W	73-49
VIRGINIA					14-3
3/10/1981	3/nr		H	W	81-54
3/16/1985	13/nr	15/21	H	W	65-55
3/19/1987	7/11	7/11	H	W	66-58
3/26/1988	1/10	1/10	N32	W	84-76
3/23/1989	1/nr	1/19	N45	W	80-47
3/24/1990	4/12	5/4	N32	L	75-79 (OT)
3/31/1991	4/2	3/2	N59	W	70-67 (OT)
12/9/1994	1/12	1/12	N68	W	84-73
11/19/1995	6/3	6/2	H69	W	78-51
3/25/1996	4/11	4/10	A72	W	52-46
3/25/2000	2/19	2/19	N94	W	77-56
3/24/2003	4/nr	4/nr	H	W	81-51
11/17/2008	5/16	6/15	H	L	82-83
11/22/2009	6/12	5/17	A	W	77-63
11/18/2010	4/nr	4/nr	H	W	85-73
11/20/2011	3/nr	3/nr	A	L	64-69 (OT)
11/28/2013	3/nr	4/nr	N130	W	76-67
VIRGINIA STATE					0-1
2/21/1925			H	L	18-39
VIRGINIA TECH					7-2
1/4/1983	12/nr		A	W	56-47
1/10/1984	8/nr		H	W	77-63
11/28/1989	1/nr	1/nr	H	W	81-55
12/3/1990	6/nr	3/nr	A	W	64-54
1/20/1994	1/nr	1/nr	H	W	88-51
2/22/1995	2/nr	2/nr	A	W	66-33
3/20/1999	2/13	2/15	N25	W	68-52
12/6/2015	8/nr	8/nr	H	L	43-57
11/27/2016	17/nr	16/nr	A	L	63-67
VISBY (SWEDEN)					N/A
11/8/1998			H	W-ex	100-60
WAKE FOREST					2-0
3/19/1988	1/nr	1/23	H	W	94-66
12/29/1988	1/nr	1/24	N57	W	82-61
WALTERS STATE CC					1-0
1/19/1976			H	W	82-57
WASHINGTON					1-0
11/26/1988	1/13	1/13	N56	W	70-48
WASHINGTON STATE					1-0
12/16/1981	14/nr		N34	W	55-46
WEST COAST ALL-STARS					N/A
11/9/2003			H	W-ex	86-57
11/14/2004			H	W-ex	77-36

GENERAL

STAFF

PLAYERS

REVIEW

HISTORY

FACILITIES

NCAA

SEC

RECORDS

MEDIA INFO



SERIES RECORDS

WEST VIRGINIA				6-0	
11/22/1982	4/nr		H	W	93-70
11/19/1983	5/nr		N38	W	52-47
1/12/1985	nr/nr		H	W	61-59
1/4/1986	11/nr	13/nr	A	W	74-58
12/20/2006	5/nr	5/nr	H	W	66-51
11/21/2007	1/15	1/17	N123	W	67-49

WESTERN CAROLINA				10-7	
1/18/1969			A	L	46-77
2/8/1969			H	L	44-60
2/6/1970			A	L	*
2/14/1970			H	*	*
1/22/1971			A	L	26-43
2/19/1972			N1	W	48-44
2/22/1972			H	L	43-54
2/20/1973			A	W	48-46
2/19/1974			H	W	72-45
3/9/1974			N11	W	66-51
1/22/1975			A	W	69-66
2/14/1975			N1	L	82-86
12/3/1975			H	W	62-44
1/14/1976			A	L	72-77
1/14/1977	13/nr		HG	W	82-62
2/17/1977	12/nr		N1	W	85-48
3/20/2005	3/nr	3/nr	H	W	94-43
11/25/2008	9/nr	12/nr	H	W	83-56

WESTERN KENTUCKY				7-1	
11/20/1984	14/nr		A42	W	70-62
2/20/1985	20/11	23/10	H	W	77-72
2/24/1989	2/nr	2/nr	A	W	76-57
1/4/1990	5/nr	5/nr	H	W	78-58
3/21/1991	4/10	3/11	H	W	68-61
3/26/1992	2/15	2/15	N63	L	70-75
3/23/1995	3/9	2/7	H	W	87-65
3/16/1998	1/15	1/18	H	W	82-62

WESTERN MICHIGAN				2-0	
1/1/1989	1/nr	1/nr	H	W	84-39
12/1/1989	1/nr	1/nr	A	W	98-57

WETZIKON BBC (SWITZERLAND)				N/A	
8/17/1999			A89	W-ex	104-37

WICHITA STATE				2-0	
12/16/2014	11/nr	12/nr	H	W	54-51
12/11/2015	16/nr	16/nr	A	W	58-51

WINTHROP				3-2	
2/15/1969			A1	W	31-29
2/20/1971			A	L	31-58
2/16/1974			A1	W	60-45
3/9/1974			N11	L	53-55
11/21/2014	4/nr	4/nr	H	W	81-48

WISCONSIN				5-0	
2/8/1996	6/8	6/11	A	W	72-61
2/4/1997	9/23	9/16	H	W	78-74
12/20/1997	1/9	1/10	N81	W	87-66
12/5/1999	3/25	3/nr	A	W	85-62
12/3/2000	2/18	2/nr	H	W	90-66

WISCONSIN-GREEN BAY				2-0	
11/26/1996	5/nr	5/nr	H	W	71-36
3/18/2016	rv/nr	nr/rv	N137	W	59-53

XAVIER				0-1	
3/24/2001	3/12	3/11	N98	L	65-80

YOUNGSTOWN STATE				2-0	
2/10/1992	3/nr	4/nr	H	W	100-72
2/9/1993	1/nr	1/nr	A	W	78-54

TOURNEYS/NEUTRAL SITES

1-Winthrop Invitational; 2-Carson-Newman Invitational; 3-at Memphis State; 4-at East Tennessee State; 5-at Maryville; 6-at Kentucky; 7-Tennessee Invitational; 8-at Lenoir City, Tenn.; 9-at Carson-Newman; 10-at Tennessee Tech; 11-at Madison; 12-at Lambuth; 13-Tennessee Tech Invitational; 14-at Western Carolina; 15-Mississippi University for Women Christmas Invitational; 16-at Minnesota; 17-Lady Statesman Invitational at Delta State; 18-Lady Vol Classic; 19-at Tennessee-Martin; 20-at North Carolina; 21-at Delta State; 22-Midwestern Classic at Missouri; 23-Orange Bowl Classic, Miami, Fla.; 24-at Fordham; 25-at Greensboro (Coliseum), N.C.; 26-Nike Tournament of Champions at Nevada-Las Vegas; 27-at South Carolina; 28-at Central Michigan; 29-Lady Sunshine Classic, Sanford, Fla.; 30-at Marietta, Ga.; 31-at Louisiana State; 32-at Old Dominion; 33-at Oregon; 34-Giusti Tournament of Champions at Portland State; 35-at Norfolk, Va.; 36-Coca-Cola Classic at Detroit; 37-at Notre Dame; 38-at Parkersburg, W.Va.; 39-Notre Dame Thanksgiving Classic; 40-at Georgia; 41-at UCLA; 42-Bowling Green Bank Invitational at Western Kentucky; 43-Dial Classic at Minnesota; 44-at Mississippi; 45-at Western Kentucky, E.A. Diddle Arena; 46-Northern Illinois Fastbreak Fest; 47-at Hawaii; 48-at Iowa; 49-Amana-Hawkeye Classic at Iowa; 50-Orange Bowl/Burger King Classic at Miami (Fla.); 51-Albany, Ga.; 52-at Texas; 53-Mundialito de Basquete Feminino, Sao Paulo, Brazil; 54-Communiplex Classic, Cincinnati, Ohio; 55-at Tacoma, Wash.; 56-Rainbow Wahine Classic at Hawaii; 57-Bell Atlantic-Rutgers Invitational; 58-Hilton Head Super Shootout, Hilton Head Island, S.C.; 59-at New Orleans, La.; 60-Basketball Hall of Fame Game, Springfield, Mass.; 61-SEC/Big 10 Challenge; 62-World Invitational Club Basketball Championships, London, England; 63-at Purdue; 64-Maryland Invitational; 65-at Tennessee-Chattanooga; 66-State Farm Women's Basketball Hall of Fame Tip-Off Classic, Jackson, Tenn.; 67-at Arkansas; 68-at Richmond, Va.; 69-State Farm Hall of Fame Tip-Off Classic, Knoxville, Tenn.; 70-Kona Classic, Kailua-Kona, Hawaii; 71-Big 10/SEC Challenge at Purdue; 72-at Charlottesville, Va.; 73-at Charlotte, N.C.; 74-Women's National Invitational Tournament, Knoxville, Tenn.; 75-Women's National Invitational Tournament at Ruston, La.; 76-Howard Bank Classic, Burlington, Vt.; 77-at Hartford, Conn.; 78-Riverfront Coliseum, Cincinnati, Ohio; 79-San Jose Arena, San Jose, Calif.; 80-Draddy Gym, Riverdale, N.Y.; 81-UAA Sports Center, Anchorage, Alaska; 82-Columbus Civic Center, Columbus, Ga.; 83-at Vanderbilt; 84-Kemper Arena, Kansas City, Mo.; 85-State Farm Hall of Fame Tip-Off Classic at Purdue; 86-Disney Holiday Classic, Lake Buena Vista, Fla.; 87-at Madison Square Garden, New York, N.Y.; 88-at Namur, Belgium; 89-at Uster, Switzerland; 90-at Martigny, Switzerland; 91-at Istres, France; 92-at Nice, France; 93-at the Quicken Loans Arena (formerly known as the Gund Arena), Cleveland, Ohio; 94-at the Pyramid, Memphis, Tenn.; 95-First Union Center, Philadelphia, Pa.; 96-Women's Maui, Lahaina, Hawaii; 97-Bank One Ballpark, Phoenix, Ariz.; 98-Birmingham-Jefferson Convention Center, Birmingham, Ala.; 99-at the Honda Elite Four, Milk House, Orlando, Fla.; 100-at the ACC/SEC Shootout, Philips Arena, Atlanta, Ga.; 101-at Bridgestone Arena (formerly Sommet Center and Gaylord Arena), Nashville, Tenn.; 102-at the Hilton Coliseum, Ames, Iowa; 103-at the Alamodome, San Antonio, Texas; 104-at RBC Center, Raleigh, N.C.; 105-at the San Juan Shootout, San Juan, Puerto Rico; 106-at Conseco Fieldhouse, Indianapolis, Ind.; 107-at Verizon Arena (formerly Alltel Arena), North Little Rock, Ark.; 108-at the Georgia Dome, Atlanta, Ga.; 109-at Palasport Jacopucci Gymnasium, Viterbo, Italy; 110-at Dometiko Athlitko Gym, Glyfada, Greece; 111-at Tallahassee Leon County Civic Center, Tallahassee, Fla.; 112-at Lloyd Noble Center, Norman, Okla.; 113-at New Orleans Arena, New Orleans, La.; 114-at Bi-LO Center/Bon Secours Wellness Arena, Greenville, S.C.; 115-at Liacouras Center, Philadelphia, Pa.; 116-at RCA Dome, Indianapolis, Ind.; 117-at Virgin Islands; 118-at Ted Constant Center, Norfolk, Va.; 119-Arena at Gwinnett Center in Duluth, Ga.; 120-at Petersen Events Center, Pittsburgh, Pa.; 121-at Dayton Arena, Dayton, Ohio; 122-at St. Pete Times Forum, Tampa, Fla.; 123-at Charleston (W.Va.) Civic Center; 124-at West Lafayette, Ind.; 125-at Chesapeake Energy Center (formerly Ford Center), Oklahoma City, Okla.; 126-AT&T Center, San Antonio, Texas; 127-FedExForum, Memphis, Tenn.; 128-Allstate Arena, Rosemont, Ill.; 129-Wells Fargo Arena, Des Moines, Iowa; 130-St. George's H.S. Gym, Freeport, Bahamas; 131-KFC Yum! Center, Louisville, Ky.; 132-Spokane Veterans Memorial Arena, Spokane, Wash.; 133-Polisportivo G. Cosaro, Montecchio Maggiore, Italy; 134-Palazzetto Dello Sport Sandro Pertini, Ponte Buggianese, Italy; 135-Arena Altero Felici, Rome, Italy; 136-Veterans Memorial Arena, Jacksonville, Fla.; 137-Wells Fargo Arena, Tempe, Ariz.; 138-Denny Sanford PREMIER Center, Sioux Falls, S.D.

YEAR-BY-YEAR RESULTS

Prior to 1974-75, all results are based on the best available information. Known gaps in the information are marked with an asterisk. Other omissions are possible. If anyone has information that may be missing from these lists, please notify the UT Media Relations Office at (865) 974-1212.

KATHERINE WILLIAMS, CAPTAIN (1 YEAR, 0-2)

1903 (0-2)

H- University YMCA Gym

Date	Site	W/L	Score	Opponent
3/13/1903	A	L	1-10	Maryville
4/6/1903	H	L	6-16	Maryville

JENNY MORRILL, CAPTAIN (1 YEAR, 0-2)

1904 (0-2)

Date	Site	W/L	Score	Opponent
3/5/1904	A	L	0-29	Maryville
3/12/1904	H	L	5-7	Maryville

LEO THEODORE BELLMONT (1 YEAR, 0-4)

1905 (0-4)

Date	Site	W/L	Score	Opponent
2/18/1905	A	L	8-14	Farragut School
2/25/1905	H	L	6-10	Farragut School
3/4/1905	H	L	11-24	Maryville
3/10/1905	A	L	4-20	Maryville

ESSIE POLK, CAPTAIN (1 YEAR, 0-3)

1906 (0-3)

Date	Site	W/L	Score	Opponent
1/27/1906	H	L	2-15	Farragut School
2/17/1906	A	L	5-37	Maryville
2/24/1906	H	L	3-18	Maryville

THOMAS SNODDY MYERS (1 YEAR, 1-1)

1907 (1-1)

Date	Site	W/L	Score	Opponent
2/16/1907	H	W	28-0	Central High School
2/27/1907	A	L	11-22	Maryville

WILLARD C. BURNLEY (1 YEAR, 1-2)

1908 (1-2)

Date	Site	W/L	Score	Opponent
1/18/1908	*	W	*	Central High School
2/14/1908	A	L	4-15	Farragut School
*	*	L	6-9	Maryville

ANDREW WEISENBERG (1 YEAR, 1-1-1)

1909 (1-1-1)

H- University Gym

Date	Site	W/L	Score	Opponent
1/16/1909	H	T	12-12	Tennessee School for the Deaf
2/4/1909	H	W	28-8	Central High School
2/20/1909	H	L	14-25	Maryville

HOWARD SANDBERG (1 YEAR, 0-2)

1909-10 (0-2)

Date	Site	W/L	Score	Opponent
12/16/1909	H	L	1-21	Central High School
2/12/1910	H	L	4-6	Knoxville High School
2/25/1910	A	*	*	Knoxville High School

MARY DOUGLAS AYRES (1 YEAR, 2-3)

1920 (2-3)

H-Tennessee Hall

Date	Site	W/L	Score	Opponent
1/30/1920	A	L	6-34	Maryville
2/26/1920	H	L	13-14	Carson-Newman
3/1/1920	H	L	11-23	Maryville
3/8/1920	H	W	30-1	Knoxville YWCA
3/18/1920	H	W	18-10	Martha Washington

MABEL MILLER (2 YEARS, 4-2)

1922 (1-1)

Date	Site	W/L	Score	Opponent
3/10/1922	A	W	28-19	Cumberland (Ky.)
3/11/1922	A	L	8-14	Union (Ky.)

1923 (3-1)

H-Jefferson Hall

Date	Site	W/L	Score	Opponent
2/9/1923	H	W	28-14	Cumberland (Ky.)
2/16/1923	H	W	23-7	Carson-Newman
2/23/1923	A	W	29-26	Martha Washington
2/24/1923	A	L	12-15	Sullins

FAY MORGAN (1 YEAR, 4-3)

1924 (4-3)

Date	Site	W/L	Score	Opponent
1/31/1924	H	L	16-22	East Tennessee
2/8/1924	H	W	19-4	Chattanooga
2/12/1924	H	W	24-12	Martha Washington
2/22/1924	H	L	9-29	Cincinnati
2/26/1924	A	L	23-54	Cincinnati
2/27/1924	A	W	48-24	Cumberland (Ky.)
3/4/1924	H	W	24-12	Maryville

ANN HUDDLE (2 YEARS, 12-4-1)

1925 (5-3-1)

Date	Site	W/L	Score	Opponent
1/10/1925	H	W	38-30	Carson-Newman
1/14/1925	H	W	40-10	Maryville
1/23/1925	A	W	41-19	Maryville
2/2/1925	A	T	25-25	East Tennessee
2/9/1925	A	L	16-36	Carson-Newman
2/17/1925	A	W	39-16	Chattanooga
2/18/1925	A	W	54-10	Centenary (Tenn.)
2/21/1925	H	L	18-39	Virginia State
2/24/1925	H	L	14-20	Maryville

1926 (7-1)

Date	Site	W/L	Score	Opponent
1/9/1926	H	W	45-8	Chattanooga
1/14/1926	H	W	47-12	Cumberland (Ky.)
1/25/1926	A	W	37-29	Maryville
2/5/1926	H	W	52-16	Knoxville YWCA
2/11/1926	A	W	45-15	Chattanooga
2/15/1926	A	W	37-12	Tusculum
2/20/1926	H	W	50-16	East Tenn. State
2/26/1926	H	L	27-28	Maryville

NANCY LAY (9 YEARS)

1960 to 1968

No schedules or results available

JOAN CRONAN (2 YEARS, 8-10)

1969 (8-4)

H-Alumni Gym

Date	Site	W/L	Score	Opponent
1/18/1969	A	L	46-77	Western Carolina
1/23/1969	H	W	45-43	Tennessee Tech
1/29/1969	A	W	53-49	Carson-Newman
2/1/1969	H	W	40-32	East Tennessee
2/8/1969	H	L	44-60	Western Carolina
2/13/1969	A	W	63-44	Carson-Newman
2/15/1969	N1	W	38-26	Georgia
2/15/1969	A1	W	31-29	Winthrop
2/28/1969	N2	L	50-58 (OT)	Appalachian State
3/1/1969	N2	W	43-23	Union (Ky.)
3/1/1969	N2	L	33-35 (OT)	Appalachian State
3/5/1969	H	W	70-34	Sullins
4/11-12/1969	*	**	*	Tennessee Tech Invitational

1970 (0-6)

Date	Site	W/L	Score	Opponent
1/27/1970	A	L	61-64	Belmont

GENERAL

STAFF

PLAYERS

REVIEW

HISTORY

FACILITIES

NCAA

SEC

RECORDS

MEDIA INFO



YEAR-BY-YEAR RESULTS

1/28/1970	A	L	45-59	Tennessee Tech
1/31/1970	H	L	28-38	Belmont
2/6/1970	A	L	*	Western Carolina
2/7/1970	A	L	*	Appalachian State
2/11/1970	H	L	48-60	Tennessee Tech
2/14/1970	H	*	*	Western Carolina
2/20-21/1970	*	*	*	Winthrop Invitational
3/4/1970	H	*	*	Appalachian State
3/6-7/1970	*	*	*	Tennessee Tech Invitational

MARGARET HUTSON (4 YEARS, 60-19)

1971 (6-7)

H-Alumni Gym; HP-Physical Education Building

Date	Site	W/L	Score	Opponent
1/15/1971	H	(W)*	*	Middle Tennessee State
1/19/1971	*	(W)*	*	Knoxville
1/22/1971	A	L	26-43	Western Carolina
1/29/1971	H	W	56-29	Milligan
2/4/1971	A	L	52-60	Chattanooga
2/9/1971	H	W	46-33	Carson-Newman
2/12/1971	A	L	56-62	East Tennessee
2/20/1971	A	*	31-58	Winthrop
2/23/1971	H	*	*	Carson-Newman

TCWSF EASTERN DISTRICT CHAMPIONSHIPS (2nd), Knoxville, Tenn.

2/26/1971	HP	L	47-53	Chattanooga
2/26/1971	HP	W	52-37	Carson-Newman
2/27/1971	HP	W	*	Milligan
2/27/1971	HP	W	54-45	East Tennessee

TCWSF CHAMPIONSHIPS (5th), Memphis, Tenn.

3/4/1971	N3	L	26-39	Tennessee-Martin
3/5/1971	N3	L	22-46	Chattanooga

(W) - One of these games was a UT victory; the other was not played.

1972 (13-5)

H-Physical Education Building

Date	Site	W/L	Score	Opponent
1/15/1972	H	W	55-45	Middle Tennessee State
1/20/1972	H	W	35-29	Maryville All-Stars
1/25/1972	H	W	51-45	Carson-Newman
1/28/1972	A	W	72-26	Milligan
2/4/1972	H	W	78-56	East Tenn. State
2/8/1972	A	W	58-48	Chattanooga
2/12/1972	H	W	52-35	Cumberland (Tenn.)
2/15/1972	A	W	71-41	Carson-Newman
2/18/1972	N1	W	44-30	South Carolina
2/19/1972	N1	W	48-44	Western Carolina
2/19/1972	N1	L	36-51	North Carolina-Greensboro
2/22/1972	H	L	43-54	Western Carolina

TCWSF EASTERN DISTRICT CHAMPIONSHIPS (2nd), Knoxville, Tenn.

2/25/1972	H	W	45-39	Carson-Newman
2/26/1972	H	L	49-50	Chattanooga
2/26/1972	H	W	56-53	Chattanooga

TCWSF CHAMPIONSHIPS (5th), Knoxville, Tenn.

3/2/1972	H	W	47-39	Middle Tennessee State
3/3/1972	H	L	52-56	Chattanooga
3/3/1972	H	L	42-53	Tennessee-Martin

1973 (16-5)

TCWSF Eastern District Champions

H-Alumni Gym; HP-Physical Education Building

Date	Site	W/L	Score	Opponent
1/10/1973	H	W	64-25	Cumberland (Ky.)
1/13/1973	H	W	49-39	Marshall
1/17/1973	A	W	43-42	Middle Tennessee State
1/26/1973	H	L	55-58	Chattanooga
1/31/1973	H	W	72-50	Maryville
2/6/1973	A	W	54-44	East Tenn. State
2/9/1973	H	W	58-27	Milligan
2/10/1973	HP	W	53-42	Eastern Kentucky
2/16/1973	N1	W	71-43	Furman
2/17/1973	N1	L	57-67	Appalachian State
2/20/1973	A	W	48-46	Western Carolina

TCWSF EASTERN DISTRICT CHAMPIONSHIPS (1st), Johnson City, TN.

2/23/1973	N4	W	69-57	Maryville
2/24/1973	N4	W	56-50	Carson-Newman
2/24/1973	N4	W	55-51	Chattanooga

TCWSF CHAMPIONSHIPS (2nd), Maryville, Tenn.

3/2/1973	N5	W	58-43	Middle Tennessee State
3/2/1973	N5	W	59-57 (OT)	Tennessee-Martin
3/3/1973	N5	L	45-48	Tennessee Tech
3/3/1973	N5	W	61-57 (OT)	Tennessee-Martin

AIAW REGION II CHAMPIONSHIPS (4th), Lexington, Ky.

3/9/1973	N6	W	61-43	Longwood
3/10/1973	N6	L	54-59	South Carolina
3/10/1973	N6	L	49-61	Tennessee Tech

1974 (25-2)

TCWSF Eastern District Champions

H-Alumni Gym HP-Physical Education Building

Date	Site	W/L	Score	Opponent
1/9/1974	H	W	44-40	Marshall
1/11/1974	HP7	W	64-29	Maryville
1/12/1974	H7	W	66-42	Austin Peay
1/12/1974	H7	W	55-41	Carson-Newman
1/15/1974	H	W	51-41	Eastern Kentucky
1/18/1974	H	W	53-39	St. Mary's Nursing
1/22/1974	A	W	57-25	Carson-Newman
1/25/1974	H	W	63-51	Belmont
1/28/1974	N8	W	61-31	Hiwassee JC
2/1/1974	H	W	77-33	Middle Tennessee St.
2/5/1974	H	W	64-35	Maryville
2/9/1974	A	W	65-51	Tennessee Tech
2/11/1974	H	W	55-36	East Tenn. State
2/15/1974	N1	W	68-39	Furman
2/16/1974	N1	W	72-45	South Carolina
2/16/1974	A1	W	60-45	Winthrop
2/19/1974	H	W	72-45	Western Carolina

TCWSF EASTERN DISTRICT CHAMPIONSHIPS (1st), Jefferson City, TN.

2/22/1974	A9	W	59-41	Carson-Newman
2/23/1974	N9	W	54-41	East Tenn. State

TCWSF CHAMPIONSHIPS (2nd), Cookeville, Tenn.

2/28/1974	N10	W	55-35	Austin Peay
3/1/1974	N10	W	57-50	Memphis State
3/2/1974	N10	W	52-41	Memphis State
3/2/1974	A10	L	51-54 (OT)	Tennessee Tech

AIAW REGION II CHAMPIONSHIPS (3rd), Harrisonburg, Va.

3/8/1974	A11	W	74-43	James Madison
3/8/1974	N11	W	68-47	Roanoke
3/9/1974	N11	W	66-51	Western Carolina
3/9/1974	N11	L	53-55	Winthrop

PAT HEAD SUMMITT (38 YEARS, 1,098-208)

1974-75 (16-8)

TCWSF Eastern District Champions

H-Alumni Gym

Date	Site	W/L	Score	Opponent
12/7/1974	H	L	83-84	Mercer
1/10/1975	H	W	69-32	Middle Tennessee St.
1/11/1975	H	W	109-74	Shorter
1/18/1975	H	W	80-36	East Tenn. State
1/22/1975	A	W	69-66	Western Carolina
1/25/1975	N4	W	77-73	Chattanooga
1/25/1975	A	W	85-72	East Tenn. State
1/27/1975	A	L	73-96	Tennessee Tech
1/31/1975	H	W	87-54	Mars Hill
2/4/1975	H	L	74-76	Tennessee Tech
2/7/1975	A	W	92-76	Tennessee-Martin
2/8/1975	A	L	67-80	Union (Tenn.)
2/14/1975	N1	W	94-69	Appalachian State
2/14/1975	N1	L	82-86	Western Carolina
2/15/1975	N1	W	78-66	Anderson JC
2/15/1975	N1	W	82-81	East Carolina
2/18/1975	A	L	80-102	Belmont

TCWSF EASTERN DISTRICT CHAMPIONSHIPS (1st), Knoxville, Tenn.

2/21/1975	H	W	97-41	East Tenn. State
2/22/1975	H	W	90-78	Chattanooga

YEAR-BY-YEAR RESULTS

(Regular Season Contest)

2/25/1975 A W 100-70 Eastern Kentucky

TCWSF CHAMPIONSHIPS (4th), Jackson, Tenn.

2/27/1975 N12 L 90-95 Union (Tenn.)
 2/28/1975 N12 W 74-73 Carson-Newman
 2/28/1975 N12 W 112-88 Chattanooga
 3/1/1975 N12 L 93-94 Union (Tenn.)

1975-76 (16-11)

Date	Site	W/L	Score	Opponent
12/3/1975	H	W	62-44	Western Carolina
12/10/1975	H	W	77-50	Tennessee-Martin
1/10/1976	H	L	68-70	Edinboro
1/14/1976	A	L	72-77	Western Carolina
1/16/1976	A	W	65-53	Austin Peay
1/17/1976	A	L	45-77	Belmont
1/18/1976	A	W	96-27	Vanderbilt
1/19/1976	H	W	82-57	Walters State CC
1/23/1976	A13	W	74-51	Tennessee Tech JV
1/24/1976	N13	W	70-67	Kentucky
1/24/1976	A13	L	61-83	Tennessee Tech
1/29/1976	H	W	114-51	Chattanooga State
1/31/1976	H	W	96-62	Chattanooga
2/6/1976	H	L	84-89 (OT)	Tennessee Tech
2/11/1976	H	L	68-89	Eastern Kentucky
2/12/1976	N1	W	73-50	Furman
2/13/1976	N1	L	79-81 (OT)	UNC-Greensboro
2/17/1976	H	L	71-79	Belmont
2/21/1976	H	W	90-42	Cumberland (Tenn.)
2/28/1976	A	W	67-66	Chattanooga

TCWSF CHAMPIONSHIPS (2nd), Milligan College and ETSU

3/3/1976 A W 112-43 Milligan
 3/4/1976 N4 L 76-91 Tennessee Tech
 3/5/1976 N4 W 77-62 Tennessee-Martin
 3/6/1976 N4 W 71-69 (OT) Memphis State
 3/6/1976 N4 W 73-70 Middle Tennessee St.

AIAW REGION II CHAMPIONSHIPS (6th), Cullowhee, N.C.

3/11/1976 N14 L 71-88 Appalachian State
 3/12/1976 N14 L 85-86 NC State

* The Associated Press poll began began as a top 20 prior to the 1976-77 season

1976-77 (28-5)

Final AP Ranking 5th

AIAW Region II Champions

H-Stokely Athletics Center; HG-Alumni Gym

Date	AP Rk	Site	W/L	Score	Opponent
11/13/1976		H	W	107-53	Kentucky
11/30/1976		HG	W	78-63	Belmont
12/17/1976	19/nr	N15	W	87-61	Clemson
12/17/1976	19/1	N15	L	63-74	Delta State
12/18/1976	19/nr	N15	W	89-60	Miss. Gulf Coast JC
12/18/1976	19/nr	N15	W	67-57	Ohio State
1/6/1977	16/nr	HG	W	114-39	Marshall
1/7/1977	16/18	A	W	82-57	Kentucky
1/14/1977	13/nr	HG	W	82-62	Western Carolina
1/17/1977	13/nr	A	W	58-56	Mississippi
1/22/1977	12/nr	H	W	83-57	Alabama
1/24/1977	12/nr	H	W	100-57	East Tenn. State
1/28/1977	10/nr	A	L	59-60	Belmont
1/29/1977	10/15	A	W	81-72	Memphis State
2/3/1977	12/nr	A	W	102-46	East Tenn. State
2/7/1977	12/6	A	L	65-70	Tennessee Tech
2/12/1977	12/nr	A	W	84-70	Eastern Kentucky
2/14/1977	12/nr	H	W	74-63	Mississippi
2/17/1977	12/nr	N1	W	85-48	Western Carolina
2/18/1977	12/nr	N1	W	82-65	Appalachian State
2/18/1977	12/nr	N1	W	91-70	Charleston
2/19/1977	12/nr	N1	W	77-50	Anderson JC
2/25/1977	12/6	H	W	80-67	Tennessee Tech

TCWSF CHAMPIONSHIPS (2nd), Cookeville, Tenn.

3/3/1977 12/nr N10 W 87-66 Middle Tennessee St.

3/4/1977 12/6 A10 L 70-76 Tennessee Tech
 3/5/1977 12/18 N10 W 82-72 Memphis State

AIAW REGION II CHAMPIONSHIPS (1st), Memphis, Tenn.

3/10/1977 10/nr N3 W 84-46 Clemson
 3/11/1977 10/12 N3 W 61-60 Old Dominion
 3/12/1977 10/7 N3 W 72-59 Tennessee Tech

AIAW CHAMPIONSHIPS (3rd), Minneapolis, Minn.

3/23/1977 5/17 N16 W 76-62 Michigan State
 3/24/1977 5/20 N16 W 81-69 Kansas State
 3/25/1977 5/1 N16 L 58-62 Delta State
 3/26/1977 5/2 N16 W 91-71 Immaculata

1977-78 (27-4)

Final AP Ranking 1st

TCWSF Champions

AIAW Region II Champions

H-Stokely Athletics Center

Date	AP Rk	Site	W/L	Score	Opponent
11/23/1977	1/nr	H	W	100-33	Miami (Ohio)
11/28/1977	1/nr	H	W	88-70	Clemson
12/2/1977	1/7	N17	L	80-87	Montclair State
12/3/1977	1/11	N17	W	65-60	Tennessee Tech
12/12/1977	5/18	H	W	89-56	Ohio State
12/15/1977	5/nr	N15	W	83-35	Miss. Gulf Coast JC
12/16/1977	5/nr	N15	W	83-55	Pittsburgh
12/16/1977	5/nr	N15	W	79-64	Tennessee Tech
12/17/1977	5/2	N15	W	72-63	Louisiana State
1/2/1978	3/5	H	W	70-65	NC State
1/5/1978	3/2	H	W	94-74	Delta State
1/7/1978	3/nr	A	W	65-61	Mississippi
1/9/1978	3/4	A	L	62-72	Louisiana State
1/14/1978	2/18	H	W	101-83	Missouri
1/17/1978	2/nr	A	W	87-79	MTSU
1/18/1978	3/nr	A	W	82-81 (OT)	Tennessee Tech
1/28/1978	3/nr	A	W	92-90 (2OT)	Kentucky
2/4/1978	3/nr	H	W	87-79	Mississippi
2/6/1978	3/1	H	W	86-68	Louisiana State
2/11/1978	3/nr	A	W	72-53	Alabama
2/17/1978	1/15	H18	W	89-77	Memphis State
2/18/1978	1/nr	H18	W	80-64	Tennessee Tech
2/22/1978	1/nr	H	W	90-67	Eastern Kentucky
2/25/1978	1/nr	H	W	99-66	Kentucky

TCWSF CHAMPIONSHIPS (1st), Martin, Tenn.

3/3/1978 1/13 N19 W 87-76 Memphis State
 3/4/1978 1/nr N19 W 92-73 Tennessee Tech

AIAW REGION II CHAMPIONSHIPS (1st), Chapel Hill, N.C.

3/9/1978 1/nr A20 W 92-66 North Carolina
 3/10/1978 1/nr N20 W 76-60 Kentucky
 3/11/1978 1/5 N20 W 64-62 NC State

AIAW SOUTH SATELLITE TOURNAMENT (4th), Cleveland, Miss.

3/17/1978 1/6 N21 L 69-75 Maryland
 3/18/1978 1/8 N21 L 80-83 Valdosta State

1978-79 (30-9)

Final AP Ranking 3rd

TCWSF Champions

Date	AP Rk	Site	W/L	Score	Opponent
11/27/1978	1/nr	A	W	91-67	Eastern Kentucky
11/29/1978	1/nr	A	W	75-66	Clemson
12/5/1978	1/nr	H	W	87-63	Middle Tennessee St.
12/8/1978	1/10	N22	W	84-60	Texas
12/9/1978	1/19	A22	W	74-61	Missouri
12/12/1978	1/nr	H	W	88-74	Ohio State
12/14/1978	1/nr	N15	W	69-59	Ohio State
12/15/1978	1/5	N15	L	60-69	Stephen F. Austin
12/16/1978	1/16	N15	L	56-64	Louisiana Tech
12/28/1978	5/7	N23	W	67-63	Delta State
12/29/1978	5/4	N23	L	79-85	Maryland
12/30/1978	5/11	N23	W	74-72	Penn State
1/3/1979	5/nr	A	W	82-59	East Tenn. State
1/5/1979	5/4	H	W	88-74	UCLA
1/9/1979	4/7	A	W	85-73	Delta State
1/13/1979	4/8	A	W	79-66	NC State

GENERAL

STAFF

PLAYERS

REVIEW

HISTORY

FACILITIES

NCAA

SEC

RECORDS

MEDIA INFO



YEAR-BY-YEAR RESULTS

1/15/1979	4/nr	H	W	62-54	South Carolina
1/17/1979	4/nr	H	W	85-52	Alabama
1/20/1979	4/nr	A	L	64-66	Kentucky
1/24/1979	7/17	A	L	80-85 (OT)	Louisiana State
1/27/1979	7/14	H	W	93-73	Valdosta State
1/29/1979	7/17	H	W	92-48	Louisiana State
2/3/1979	8/nr	H	W	95-57	North Carolina
2/6/1979	6/15	H	W	73-57	Delta State
2/10/1979	6/1	A	L	56-71	Old Dominion
2/12/1979	6/nr	H	W	124-60	Tennessee-Martin
2/15/1979	6/nr	H	W	80-75	Tennessee Tech
2/17/1979	6/nr	H	W	89-51	Kentucky
2/24/1979	6/17	A	L	75-79	Memphis State

TCWSF CHAMPIONSHIPS (1st), Knoxville, Tenn.

3/1/1979	8/nr	H	W	94-53	Belmont
3/2/1979	8/nr	H	W	96-51	Tennessee-Martin
3/3/1979	8/nr	H	W	85-60	Tennessee Tech

AIAW REGION II CHAMPIONSHIPS (2nd), Knoxville, Tenn.

3/8/1979	8/nr	H	W	89-61	Clemson
3/9/1979	8/15	H	W	76-64	South Carolina
3/10/1979	8/1	H	L	72-74	Old Dominion

AIAW EAST SATELLITE TOURNAMENT (1st), Bronx, N.Y.

3/16/1979	6/3	N24	W	79-69	Rutgers
3/17/1979	6/nr	A24	W	76-54	Fordham

AIAW CHAMPIONSHIPS (3rd), Greensboro, N.C.

3/23/1979	3/2	N25	L	84-102	Louisiana Tech
3/25/1979	3/6	N25	W	104-86	UCLA

1979-80 (33-5)

Final AP Ranking 2nd

SEC Champions

TCWSF Champions

Date	AP Rk	Site	W/L	Score	Opponent
11/21/1979		A	W	77-53	Vanderbilt
11/26/1979	4/nr	A	W	63-48	Middle Tennessee St.
11/29/1979		H	L-ex	59-102	Soviet National Tm.
12/1/1979	4/nr	A	W	66-55	North Carolina
12/7/1979	4/2	H	W	73-71	Louisiana Tech
12/13/1979	3/11	A	W	80-77	UCLA
12/15/1979	3/nr	A	W	81-70	San Jose State
12/16/1979	3/nr	A	W	88-57	Fullerton State
12/18/1979	3/8	N26	L	68-71	Long Beach State
12/19/1979	3/15	A26	W	84-64	Nevada-Las Vegas
1/4/1980	5/8	H	W	67-58	NC State
1/7/1980	5/nr	H	W	82-42	Nebraska
1/10/1980	5/nr	A	W	88-68	Alabama
1/12/1980	5/nr	A	W	72-65	Valdosta State
1/14/1980	5/2	H	W	79-69	Stephen F. Austin
1/18/1980	5/nr	A	W	73-53	Chattanooga
1/21/1980	5/nr	H	W	86-48	Memphis State
1/23/1980	4/8	A	L	52-56	South Carolina
1/26/1980	4/2	H	L	54-61	Old Dominion
1/28/1980	4/nr	H	W	96-73	Louisiana State
1/31/1980	6/nr	A	W	72-56	Ohio State
2/2/1980	6/17	A	W	91-83 (OT)	Kentucky
2/5/1980	5/nr	H	W	90-48	East Tenn. State

SEC TOURNAMENT (1st), Knoxville, Tenn.

2/8/1980	5/nr	H	W	118-44	Florida
2/9/1980	5/nr	H	W	72-61	Auburn
2/10/1980	5/nr	H	W	85-71	Mississippi

(Regular Season Contests)

2/12/1980	4/nr	A	W	68-66	Tennessee Tech
2/16/1980	4/nr	A	W	69-55	Tennessee-Martin
2/18/1980	4/16	H	W	89-72	Clemson

TCWSF CHAMPIONSHIPS (1st), Cookeville, Tenn.

2/28/1980	4/nr	N10	W	81-35	Tennessee-Martin
2/29/1980	4/nr	N10	W	71-63	Chattanooga
3/1/1980	4/20	A10	W	83-66	Tennessee Tech

AIAW REGION II CHAMPIONSHIPS (2nd), Knoxville, Tenn./Columbia, S.C.

3/5/1980	3/16	H	W	95-79	Clemson
3/7/1980	3/7	A27	W	67-54	South Carolina
3/8/1980	3/1	N27	L	67-68	Old Dominion

AIAW SOUTH SATELLITE TOURNAMENT (1st), Knoxville, Tenn.

3/15/1980	2/14	H	W	84-64	Kansas State
3/18/1980	2/6	H	W	93-76	Maryland

AIAW CHAMPIONSHIPS (2nd), Mount Pleasant, Mich.

3/21/1980	2/4	N28	W	75-72	South Carolina
3/23/1980	2/1	N28	L	53-68	Old Dominion

1980-81 (25-6)

Final AP Ranking 2nd

TCWSF Champions

AIAW Region II Champions

Date	AP Rk	Site	W/L	Score	Opponent
11/28/1980	3/nr	N29	W	74-62	Alabama
11/29/1980	3/nr	N29	W	99-84	Valdosta State
12/2/1980		H	W-ex	76-49	Polish National Tm.
12/4/1980	3/nr	H	W	90-56	Chattanooga
12/10/1980	3/nr	A	W	88-73	Louisiana State
12/13/1980	3/17	A	L	68-72	Stephen F. Austin
12/15/1980	3/1	A	L	53-77	Louisiana Tech
12/17/1980	6/nr	N30	W	73-68 (OT)	Georgia
1/3/1981	7/8	H	L	62-65	UCLA
1/10/1981	9/nr	H	W	64-52	Illinois State
1/12/1981	9/10	H	W	65-54	South Carolina
1/15/1981	7/14	A	W	93-91 (OT)	Maryland
1/17/1981	7/nr	A	W	81-66	East Tenn. State
1/21/1981	7/nr	A	L	64-72	Clemson
1/26/1981	7/nr	H	W	76-72	North Carolina

SEC TOURNAMENT (5th), Baton Rouge, La.

1/30/1981	10/nr	N31	L	71-77	Alabama
-----------	-------	-----	---	-------	---------

(Regular Season Contests)

2/2/1981	10/8	H	W	78-71	USC
2/6/1981	11/10	H	W	81-65	Kentucky
2/8/1981	11/nr	H	W	68-54	Alabama
2/12/1981	7/nr	H	W	69-63	Tennessee Tech
2/16/1981	7/2	A	W	76-70	Old Dominion
2/21/1981	7/15	A	W	72-63	NC State

TCWSF CHAMPIONSHIPS (1st), Memphis, Tenn.

2/26/1981	4/nr	N3	W	71-41	Tennessee-Martin
2/27/1981	4/nr	N3	W	66-47	Middle Tennessee State
2/28/1981	4/nr	N3	W	75-48	East Tenn. State

AIAW REGION II CHAMPIONSHIPS (1st), Knoxville, Tenn. / Norfolk, Va.

3/10/1981	3/nr	H	W	81-54	Virginia
3/13/1981	3/10	N32	W	58-49	Kentucky
3/14/1981	3/6	A32	W	65-64	Old Dominion

AIAW NATIONAL PLAYOFFS, Knoxville, Tenn.

3/21/1981	2/nr	H	W	78-63	Illinois State
3/24/1981	2/9	H	W	79-67	Maryland

AIAW CHAMPIONSHIPS (2nd), Eugene, Ore.

3/27/1981	2/3	N33	W	68-65	Old Dominion
3/29/1981	2/1	N33	L	59-79	Louisiana Tech

1981-82 (22-10)

Final AP Ranking 4th

NCAA Midwest Regional Champions

Date	AP Rk	Site	W/L	Score	Opponent
11/22/1981	2/18	H	L	74-80	Stephen F. Austin
11/28/1981	2/nr	A	W	85-73	Florida
12/2/1981	7/2	A	L	54-66	Old Dominion
12/6/1981	10/nr	H	W	99-77	Vanderbilt
12/8/1981	10/nr	A	L	60-78	Colorado
12/9/1981	10/4	A	L	70-86	USC
12/13/1981	14/17	A	W	71-66	UCLA
12/16/1981	14/nr	N34	W	55-46	Washington State
12/17/1981	14/nr	N34	L	82-83(2OT)	Ohio State
12/18/1981	14/nr	N34	W	73-62	Oregon State
1/4/1982	20/nr	A	W	80-63	Vanderbilt
1/7/1982	20/nr	H	W	83-68	Kansas State
1/10/1982	nr/1	H	L	64-72	Louisiana Tech
1/17/1982	nr/13	A	L	63-66	Georgia
1/21/1982	nr/nr	H	W	91-60	Clemson
1/23/1982	nr/3	A	L	57-68	Rutgers
1/25/1982	nr/12	A	W	87-81	South Carolina
1/28/1982	nr/8	H	W	81-75	Kentucky
1/30/1982	nr/nr	A	W	76-62	North Carolina

YEAR-BY-YEAR RESULTS

2/1/1982	nr/nr	H	W	83-67	Florida
2/7/1982	20/14	H	W	98-74	Penn State
2/11/1982	20/15	H	W	65-52	Georgia
2/14/1982	13/4	H	W	62-58	Old Dominion
2/18/1982	13/14	A	W	65-61	Kentucky
2/20/1982	13/9	H	W	70-62	Maryland
SEC TOURNAMENT (2nd), Lexington, Ky.					
2/26/1982	8/nr	N6	W	80-75	Vanderbilt
2/27/1982	8/18	N6	W	55-44	Georgia
2/28/1982	11/13	A6	L	74-80	Kentucky
NCAA FIRST ROUND, Knoxville, Tenn.					
3/13/1982	10/nr	H	W	72-56	Jackson State
NCAA MIDEAST REGIONAL CHAMPIONSHIPS (1st), Knoxville, Tenn.					
3/19/1982	8/15	H	W	78-63	Memphis State
3/21/1982	8/5	H	W	91-90 (OT)	USC
NCAA FINAL FOUR (3rd), Norfolk, Va.					
3/26/1982	8/1	N35	L	46-69	Louisiana Tech

1982-83 (25-8, 7-1 SEC, 1st East)

Final AP Ranking 10th

Date	AP Rk	Site	W/L	Score	Opponent
11/22/1982	4/nr	H	W	93-70	West Virginia
11/24/1982	4/nr	H	W	108-65	North Carolina
11/30/1982	4/3	H	L	72-78 (OT)	Old Dominion
12/3/1982	4/nr	N36	W	69-56	St. John's
12/4/1982	4/13	N36	W	84-62	South Carolina
12/6/1982	5/1	H	L	71-81	USC
12/9/1982	5/10	A	L	59-74	Texas
12/11/1982	5/nr	A	W	76-67	Stephen F. Austin
12/14/1982	9/2	A	L	64-80	Louisiana Tech
12/17/1982	9/nr	A	W	83-73	Louisiana State
1/2/1983	12/nr	H	W	78-66	Alabama-Birmingham
1/4/1983	12/nr	A	W	56-47	Virginia Tech
1/8/1983	12/15	A	W	69-67	Mississippi
1/12/1983	11/nr	H	W	98-70	Vanderbilt
1/16/1983	8/9	A	W	74-54	Georgia
1/19/1983	8/16	H	W	81-61	Rutgers
1/23/1983	8/nr	A	W	94-62	Florida
1/28/1983	8/nr	A	W	73-60	Pittsburgh
1/30/1983	8/19	A	W	75-60	Penn State
2/2/1983	8/nr	H	W	70-69	Florida
2/6/1983	6/19	H	W	91-78	NC State
2/9/1983	6/4	A	W	95-85	Kentucky
2/12/1983	6/10	H	W	73-59	Georgia
2/14/1983	4/9	A	L	66-90	Old Dominion
2/16/1983	4/nr	H	W	87-67	South Carolina
2/19/1983	4/nr	A	W	94-79	Vanderbilt
2/27/1983	8/6	H	L	69-81	Kentucky

SEC TOURNAMENT (3rd), Knoxville, Tenn.

3/4/1983	8/nr	H	W	91-73	Alabama
3/5/1983	8/12	H	L	65-71	Georgia
3/6/1983	10/15	H	W	83-75	Auburn

NCAA FIRST ROUND, Knoxville, Tenn.

3/19/1983	9/nr	H	W	86-51	South Carolina State
-----------	------	---	---	-------	----------------------

NCAA MIDEAST REGIONAL CHAMPIONSHIPS (2nd), Notre Dame, Ind.

3/25/1983	9/13	N37	W	90-83 (3OT)	Mississippi
3/27/1983	9/8	N37	L	63-67	Georgia

1983-84 (23-10, 7-1 SEC, 1st East)

Final AP Ranking 15th

NCAA Mideast Regional Champions

Date	AP Rk	Site	W/L	Score	Opponent
11/13/1983		H	W-ex	94-80	Hungarian National Trn.
11/19/1983	5/nr	N38	W	52-47	West Virginia
11/22/1983	5/nr	H	W	85-69	South Carolina State
11/25/1983	5/nr	A39	W	71-56	Notre Dame
11/26/1983	5/1	N39	L	64-78	USC
11/29/1983	5/11	H	W	67-63	Old Dominion
12/1/1983	5/4	H	L	65-66	Texas
12/4/1983	7/nr	H	W	54-50	Minnesota
12/8/1983	7/1	A	L	66-81	USC
12/10/1983	7/nr	A	W	73-70	UCLA
12/13/1983	9/5	A	L	51-56	Long Beach State

1/2/1984	11/nr	A	W	75-59	North Carolina
1/4/1984	11/nr	H	W	88-64	Pittsburgh
1/8/1984	8/nr	A	W	78-70	Florida
1/10/1984	8/nr	H	W	77-63	Virginia Tech
1/14/1984	8/16	A	L	59-65	NC State
1/18/1984	12/1	H	L	63-81	Louisiana Tech
1/22/1984	11/4	H	W	64-59	Georgia
1/25/1984	11/nr	A	W	75-63	Kentucky
1/29/1984	9/nr	H	W	68-65	Penn State
1/31/1984	9/nr	H	W	69-49	Florida
2/3/1984	9/8	H	W	82-80	Louisiana State
2/5/1984	7/nr	A	W	82-73	Vanderbilt
2/8/1984	7/nr	A	W	71-66	South Carolina
2/12/1984	6/nr	H	W	67-65	Kentucky
2/15/1984	6/7	H	L	65-67	Mississippi
2/19/1984	10/4	A	L	65-84	Georgia
2/26/1984	10/nr	H	W	74-72	Vanderbilt

SEC TOURNAMENT (5th), Athens, Ga.

3/3/1984	10/17	N40	L	66-85	Alabama
----------	-------	-----	---	-------	---------

NCAA FIRST ROUND, Knoxville, Tenn.

3/17/1984	15/nr	H	W	70-52	Middle Tennessee St.
-----------	-------	---	---	-------	----------------------

NCAA MIDEAST REGIONAL CHAMPIONSHIPS (1st), Knoxville, Tenn.

3/23/1984	15/12	H	W	65-58	Alabama
3/25/1984	15/3	H	W	73-61	Georgia

NCAA FINAL FOUR (2nd), Los Angeles, Calif.

3/30/1984	15/9	N41	W	82-73	Cheyney
4/1/1984	15/5	N41	L	61-72	USC

* The USA Today/ESPN poll began began as a top 25 on Jan. 23, 1985.

1984-85 (22-10, 4-4 SEC, 2nd East)

Final AP Ranking 13th

Final ESPN Ranking 13th

SEC Champions

Date	AP Rk	ESPN Rk	Site	W/L	Score	Opponent
11/19/1984	14/nr		N42	W	56-54	S. Illinois
11/20/1984	14/nr		A42	W	70-62	W. Kentucky
11/24/1984	14/nr		H	W	62-57	Notre Dame
11/26/1984	12/nr		H	L	69-72	Cincinnati
11/30/1984	12/nr		N43	L	53-68	NE Louisiana
12/1/1984	12/nr		N43	W	77-58	Nebraska
12/5/1984	16/nr		H	W	78-54	Chattanooga
12/7/1984	16/nr		H	W	84-70	N. Carolina
12/9/1984	15/3		A	L	72-78	Georgia
12/11/1984	15/2		A	L	60-91	Texas
12/13/1984	15/7		A	L	57-73	La. Tech
1/6/1985	nr/nr		H	W	72-57	UCLA
1/8/1985	nr/6		H	W	71-60	USC
1/12/1985	nr/nr		H	W	61-59	West Virginia
1/16/1985	nr/nr		A	L	77-84	Vanderbilt
1/19/1985	nr/17		H	W	72-57	NC State
1/21/1985	nr/nr		H	W	69-61	Florida
1/23/1985	nr/15	18/14	H	L	72-76 (OT)	Kentucky
1/25/1985	nr/1	18/1	A	W	67-64	Old Dominion
1/27/1985	nr/12	18/10	A	L	74-79	Penn State
2/2/1985	nr/5	20/5	H	L	56-72	Georgia
2/8/1985	nr/nr	24/nr	A	W	67-56	Florida State
2/10/1985	nr/nr	24/25	A	W	83-74	Florida
2/13/1985	nr/19	24/16	A	W	77-66	Kentucky
2/16/1985	nr/nr	23/10	H	W	82-71	Vanderbilt
2/18/1985	20/nr	24/nr	H	W	66-58	South Carolina
2/20/1985	20/11	23/10	H	W	77-72	W. Kentucky

SEC TOURNAMENT (1st), Knoxville Tenn., / Oxford, Miss.

2/27/1985	18/nr	24/nr	H	W	85-78	Louisiana St.
3/3/1985	15/6	24/3	A44	W	79-71	Mississippi
3/4/1985	15/9	24/10	N44	W	63-60	Auburn

NCAA FIRST ROUND, Knoxville, Tenn.

3/16/1985	13/nr	15/21	H	W	65-55	Virginia
-----------	-------	-------	---	---	-------	----------

NCAA MIDEAST REGIONAL CHAMP. (3rd), Bowling Green, Ky.

3/22/1985	13/6	13/7	N45	L	60-63	Mississippi
-----------	------	------	-----	---	-------	-------------

GENERAL

STAFF

PLAYERS

REVIEW

HISTORY

FACILITIES

NCAA

SEC

RECORDS

MEDIA INFO



YEAR-BY-YEAR RESULTS

1985-86 (24-10, 5-4 SEC, 5th)

Final AP Ranking 15th

Final ESPN Ranking 5th

NCAA Midwest Regional Champions

Date	AP Rk	ESPN Rk	Site	W/L	Score	Opponent
11/19/1985			H	W-ex	82-57	Marathon Oil
11/24/1985	9/nr	11/nr	H	W	74-56	East Carolina
11/27/1985	9/nr	11/nr	H	W	71-57	Illinois
12/1/1985	11/1	11/1	H	L	52-74	Texas
12/6/1985	11/nr	14/nr	N46	W	68-56	Kansas St.
12/7/1985	11/nr	14/nr	N46	W	75-69	E. Illinois
12/9/1985	11/nr	14/nr	A	W	71-63	Notre Dame
12/13/1985	11/4	15/3	A	L	77-85	USC
12/15/1985	13/nr	15/nr	A	W	68-64	UCLA
12/18/1985	13/nr	14/nr	N47	W	81-63	Toledo
12/20/1985	13/nr	14/nr	A	W	130-38	Hawaii Pacific
1/4/1986	11/nr	13/nr	A	W	74-58	West Virginia
1/6/1986	11/nr	13/nr	A	W	70-54	South Carolina
1/8/1986	11/nr	12/nr	H	W	98-39	East Tenn. St.
1/11/1986	11/19	12/16	A	L	68-82	North Carolina
1/13/1986	12/17	12/17	A	W	67-65	NC State
1/18/1986	12/nr	13/nr	H	W	89-71	Alabama
1/20/1986	11/8	13/10	H	W	60-50	Louisiana St.
1/24/1986	11/nr	11/24	A	L	82-96	Kentucky
1/26/1986	11/nr	11/nr	H	W	89-43	Florida State
1/29/1986	11/2	15/2	A	L	74-84	Georgia
2/2/1986	10/nr	15/nr	H	W	82-60	Florida
2/5/1986	10/8	12/8	A	L	54-68	Mississippi
2/8/1986	10/11	12/13	H	L	60-66	Auburn
2/10/1986	14/3	12/5	H	L	56-59	La. Tech
2/15/1986	14/nr	14/24	H	W	94-81	Vanderbilt
2/17/1986	15/nr	14/nr	H	W	114-63	Tennessee St.
2/20/1986	15/nr	12/nr	H	W	79-68	Old Dominion
2/22/1986	15/nr	12/nr	A	W	72-51	Mississippi St.
2/24/1986	14/nr	12/nr	A	W	94-79	Memphis St.

SEC TOURNAMENT (5th), Athens, Ga.

3/1/1986 14/12 14/11 N40 L 78-83 Mississippi

NCAA FIRST ROUND, Knoxville, Tenn.

3/16/1986 15/14 16/14 H W 73-68 Iowa

NCAA MIDEAST REGIONAL CHAMPIONSHIPS (1st), Iowa City, Iowa

3/20/1986 15/2 5/4 N48 W 85-82 Georgia

3/22/1986 15/9 5/8 N48 W 67-65 Louisiana St.

NCAA FINAL FOUR (3rd), Lexington, Ky.

3/28/1986 15/3 5/2 N6 L 59-83 USC

1986-87 (28-6, 6-3 SEC, 4th)

Final AP Ranking 7th

Final ESPN Ranking 1st

NCAA Midwest Regional Champions

NCAA NATIONAL CHAMPIONS

Date	AP Rk	ESPN Rk	Site	W/L	Score	Opponent
11/29/1986	3/nr	3/nr	N49	W	86-70	Providence
11/30/1986	3/8	3/9	A49	W	74-56	Iowa
12/4/1986	3/nr	3/nr	H	W	66-40	Dayton
12/6/1986	3/20	3/20	H	W	86-65	NC State
12/14/1986	3/1	3/1	A	W	85-78	Texas
12/20/1986	1/nr	1/nr	H	W	81-58	UCLA
12/27/1986	1/nr	1/21	N50	W	76-66	St. Joseph's
12/28/1986	1/7	1/7	N50	W	89-75	USC
12/29/1986	1/2	1/2	N50	L	74-88	Texas
1/4/1987	1/nr	1/22	H	W	87-68	North Carolina
1/7/1987	2/nr	2/nr	A	W	99-90	Old Dominion
1/11/1987	2/nr	2/nr	H	W	76-64	Kentucky
1/14/1987	2/3	2/3	A	L	69-75	Auburn
1/17/1987	2/nr	2/nr	A	W	90-72	Florida
1/20/1987	3/nr	3/nr	A	W	74-71	Northwestern
1/24/1987	3/12	3/13	H	W	78-72	Georgia
1/28/1987	3/nr	3/nr	H	W	91-81	Memphis St.
1/31/1987	3/8	3/8	H	L	65-69	Mississippi
2/2/1987	5/nr	3/nr	H	W	100-74	Georgia Tech
2/4/1987	5/14	6/13	A	L	76-77	Vanderbilt
2/7/1987	5/9	6/9	A	W	84-73	Louisiana St.
2/9/1987	7/5	6/8	A	L	60-72	La. Tech

2/14/1987	7/nr	8/nr	H	W	90-55	Notre Dame
2/19/1987	9/nr	8/nr	H	W	80-56	S. Carolina
2/21/1987	9/nr	8/nr	H	W	84-53	Mississippi St.
2/25/1987	8/nr	8/nr	A	W	108-77	Alabama
3/1/1987	8/nr	8/nr	H	W	91-44	UNC-Charlotte

SEC TOURNAMENT (3rd), Albany, Ga.

3/5/1987 8/14 8/15 N51 W 64-63 Louisiana St.

3/6/1987 8/2 8/2 N51 L 96-102 Auburn

NCAA FIRST ROUND, Knoxville, Tenn.

3/15/1987 7/nr 7/nr H W 95-59 Tennessee Tech

NCAA MIDEAST REGIONAL CHAMPIONSHIPS (1st), Knoxville, Tenn.

3/19/1987 7/11 1/10 H W 66-58 Virginia

3/21/1987 7/2 1/6 H W 77-61 Auburn

NCAA FINAL FOUR (1st), Austin, Texas

3/27/1987 7/4 1/4 N52 W 74-64 Long Beach St.

3/29/1987 7/3 1/2 N52 W 67-44 La. Tech

(Brazil Tour)	Site	W/L	Score	Opponent
6/14/1987	A	L-ex	71-104	UNIMEP Sao Paulo
6/17/1987	N53	L-ex	62-85	Prague University
6/18/1987	N53	W-ex	88-44	Argentinean Ntnl Tm.
6/19/1987	N53	L-ex	74-86	S. Korean Ntnl Tm.
6/20/1987	A53	L-ex	68-105	Brazilian Ntnl Tm.

1987-88 (31-3, 8-1 SEC, 2nd)

Final AP Ranking 1st

Final ESPN Ranking 3rd

SEC Tournament Champions

NCAA East Regional Champions

H-Thompson-Boling Arena

Date	AP Rk	ESPN Rk	Site	W/L	Score	Opponent
11/23/1987			H	W-ex	93-77	Australian Ntnl
11/27/1987	1/nr	1/nr	N54	W	91-52	Indiana
11/28/1987	1/18	1/18	N54	W	83-52	Old Dominion
12/3/1987	1/nr	1/nr	H	W	102-59	Stetson
12/9/1987	1/2	1/2	H	L	78-97	Texas
12/13/1987	1/nr	1/nr	A	W	89-63	UCLA
12/16/1987	3/nr	4/nr	A	W	91-56	Oregon State
12/19/1987	3/nr	4/nr	H	W	115-40	E. Kentucky
12/20/1987	3/nr	4/nr	H	W	103-76	N. Illinois
1/3/1988	3/20	4/20	A	W	93-59	Illinois
1/5/1988	4/nr	4/nr	H	W	78-65	Northwestern
1/9/1988	4/2	4/3	H	L	68-71	Auburn
1/11/1988	4/nr	4/nr	A	W	96-79	Georgia Tech
1/14/1988	4/nr	4/nr	H	W	91-68	Old Dominion
1/17/1988	4/nr	4/20	H	W	104-67	Vanderbilt
1/20/1988	4/nr	4/nr	A	W	85-80	South Carolina
1/23/1988	4/nr	4/nr	H	W	97-70	Alabama
1/27/1988	4/nr	4/nr	A	W	97-73	Memphis St.
1/31/1988	4/13	4/12	A	W	82-79	Georgia
2/3/1988	4/nr	4/nr	A	W	91-71	Notre Dame
2/6/1988	4/7	4/7	A	W	78-67	Mississippi
2/8/1988	4/nr	4/nr	A	W	81-74	Mississippi St.
2/13/1988	4/nr	4/nr	H	W	89-82	Louisiana St.
2/15/1988	3/5	4/2	H	W	76-74	Louisiana Tech
2/18/1988	3/nr	3/nr	A	W	99-75	Kentucky
2/21/1988	3/nr	3/nr	H	W	108-53	Florida
2/25/1988	3/nr	3/nr	A	W	88-65	N. Carolina
2/27/1988	3/nr	3/nr	H	W	104-51	Tennessee St.

SEC TOURNAMENT (1st), Albany, Ga.

3/5/1988 3/nr 2/nr N51 W 100-66 Kentucky

3/6/1988 3/17 2/17 N51 W 82-76 Georgia

3/7/1988 3/1 2/1 N51 W 73-70 Auburn

NCAA SECOND ROUND, Knoxville, Tenn.

3/19/1988 1/nr 1/23 H W 94-66 Wake Forest

NCAA EAST REGIONAL CHAMPIONSHIPS (1st), Norfolk, Va.

3/24/1988 1/14 3/15 N32 W 72-52 James Madison

3/26/1988 1/10 3/7 N32 W 84-76 Virginia

NCAA FINAL FOUR (3rd), Tacoma, Wash.

4/1/1988 1/5 3/1 N55 L 59-68 Louisiana Tech

YEAR-BY-YEAR RESULTS

11/21/1997	1/2	1/2	H	W	75-61	La. Tech
11/23/1997	1/nr	1/nr	A	W	73-32	UT-Martin
11/25/1997	1/nr	1/nr	H	W	92-52	Vermont
11/29/1997	1/11	1/10	N79	W	88-70	Stanford
11/30/1997	1/nr	1/nr	A	W	74-51	Portland
12/3/1997	1/nr	1/nr	H	W	98-64	Texas
12/6/1997	1/nr	1/nr	N80	W	93-61	George Mason
12/7/1997	1/nr	1/nr	A	W	78-28	Manhattan
12/12/1997	1/5	1/5	H61	W	78-68	Illinois
12/18/1997	1/nr	1/nr	N81	W	98-63	Akron
12/19/1997	1/nr	1/nr	N81	W	105-81	Texas A&M
12/20/1997	1/9	1/10	N81	W	87-66	Wisconsin
1/1/1998	1/25	1/nr	H	W	88-58	Arkansas
1/3/1998	1/3	1/3	H	W	84-69	Connecticut
1/6/1998	1/nr	1/nr	A	W	94-52	S. Carolina
1/10/1998	1/12	1/14	H	W	99-60	Florida
1/14/1998	1/19	1/19	A	W	96-71	Georgia
1/18/1998	1/nr	1/nr	A	W	93-65	Kentucky
1/20/1998	1/nr	1/nr	A	W	125-46	DePaul
1/25/1998	1/9	1/8	H	W	86-54	Vanderbilt
1/28/1998	1/17	1/17	H	W	102-43	Georgia
2/1/1998	1/nr	1/nr	H	W	73-66	Alabama
2/4/1998	1/nr	1/nr	A	W	91-45	Mississippi
2/7/1998	1/3	1/3	H	W	85-61	Old Dominion
2/9/1998	1/nr	1/nr	A	W	74-52	Mississippi St.
2/12/1998	1/nr	1/nr	A	W	91-65	Memphis
2/14/1998	1/nr	1/nr	H	W	79-63	Auburn
2/16/1998	1/14	1/16	A	W	91-60	Vanderbilt
2/22/1998	1/nr	1/nr	H	W	90-58	Louisiana St.
SEC TOURNAMENT (1st), Columbus, Ga.						
2/27/1998	1/nr	1/nr	N82	W	88-60	Mississippi St.
2/28/1998	1/14	1/13	N82	W	106-45	Vanderbilt
3/1/1998	1/20	1/19	N82	W	67-63	Alabama
NCAA SUB-REGIONAL, Knoxville, Tenn.						
3/14/1998	1/nr	1/nr	H	W	102-58	Liberty
3/16/1998	1/15	1/18	H	W	82-62	W. Kentucky
NCAA MIDEAST REGIONAL CHAMPIONSHIPS (1st), Nashville, Tenn.						
3/21/1998	1/nr	1/nr	N83	W	92-60	Rutgers
3/23/1998	1/7	1/7	N83	W	76-70	N. Carolina
NCAA FINAL FOUR (1st), Kansas City, Mo.						
3/27/1998	1/nr	1/nr	N84	W	86-58	Arkansas
3/29/1998	1/4	1/4	N84	W	93-75	La. Tech

1998-99 (31-3, 13-1 SEC, 1st)

Final AP Ranking 2nd

Final ESPN Ranking 4th

SEC Champions

SEC Tournament Champions

2nd NCAA East Regional

Date	AP Rk	ESPN Rk	Site	W/L	Score	Opponent
11/8/1998			H	W-ex	100-60	Visby (Sweden)
11/13/1998	1/nr	1/nr	H	W	94-57	Portland
11/15/1998	1/5	1/5	A85	L	68-78	Purdue
11/16/1998	4/nr	1/nr	H	W	108-63	St. Joseph's
11/28/1998	3/nr	3/nr	A	W	86-65	Texas
11/30/1998	3/2	3/2	A	W	92-73	La. Tech
12/3/1998	3/nr	3/nr	H	W	89-47	DePaul
12/6/1998	3/16	3/16	N86	W	74-60	Duke
12/17/1998	2/nr	2/nr	A	W	82-62	Arkansas
12/19/1998	2/nr	2/nr	H	W	98-62	Stanford
12/21/1998	2/8	2/8	H	W	100-77	UCLA
12/29/1998	2/nr	2/nr	A	W	92-51	Mississippi
1/3/1999	2/15	2/13	W	W	68-54	Rutgers
1/7/1999	2/nr	2/nr	H	W	87-58	S. Carolina
1/10/1999	2/1	2/1	A	W	92-81	Connecticut
1/14/1999	1/4	1/4	H	W	102-69	Georgia
1/17/1999	1/nr	1/nr	H	W	98-60	Kentucky
1/19/1999	1/12	1/11	A	W	77-61	Old Dominion
1/21/1999	1/21	1/19	A	W	77-64	Florida
1/28/1999	1/4	1/4	A	W	95-79	Georgia
1/31/1999	1/23	1/21	A	W	85-73	Alabama
2/4/1999	1/nr	1/nr	H	W	96-58	Mississippi
2/6/1999	1/nr	1/nr	H	W	94-53	Mississippi St.

2/7/1999	1/nr	1/nr	A	W	66-60	Vanderbilt
2/14/1999	1/17	1/21	A	W	71-63	Auburn
2/16/1999	1/nr	1/nr	H	W	113-39	Memphis
2/18/1999	1/nr	1/nr	H	W	89-53	Vanderbilt
2/21/1999	1/24	1/24	A	L	69-72	Louisiana St.

SEC TOURNAMENT (1st), Chattanooga, Tenn.

2/26/1999	2/nr	2/nr	N65	W	92-80	Florida
2/27/1999	2/24	2/nr	N65	W	80-69	Alabama
2/28/1999	2/14	2/12	N65	W	85-69	Georgia

NCAA SUB-REGIONAL, Knoxville, Tenn.

3/13/1999	2/nr	2/nr	H	W	113-54	Appalachian St.
3/15/1999	2/nr	2/nr	H	W	89-62	Boston College

NCAA EAST REGIONAL CHAMPIONSHIPS (2nd), Greensboro, N.C.

3/20/1999	2/13	2/15	N25	W	68-52	Virginia Tech
3/22/1999	2/10	2/11	N25	L	63-69	Duke

(Europe Tour) Site	W/L	Score	Opponent	
8/15/1999	A88	W-ex	71-68	Valenciennes-Orchies (France)
8/17/1999	A89	W-ex	104-37	Wetzikon BBC (Switzerland)
8/19/1999	A90	W-ex	126-50	Martigny BBC (Switzerland)
8/20/1999	A91	W-ex	66-57	Aix-En-Provence (France)
8/22/1999	A92	W-ex	114-45	Roque-Bruen (France)

1999-2000 (33-4, 13-1 SEC, 1st)

Final AP Ranking: 2nd

Final ESPN Ranking 2nd

SEC Champions

SEC Tournament Champions

2nd NCAA National Championships

Date	AP Rk	ESPN Rk	Site	W/L	Score	Opponent
11/2/1999			H	W-ex	82-63	FTC-Diego Budapest
11/7/1999			H	W-ex	65-64	U.S. National
11/14/1999	2/6	2/6	H69	L	64-69	La. Tech
11/19/1999	5/nr	2/nr	H	W	133-60	UT-Martin
11/26/1999	5/23	5/22	A	W	79-73	Stanford
11/28/1999	5/4	5/4	A	W	88-77	UCLA
12/2/1999	3/17	3/17	H	W	72-66	Purdue
12/5/1999	3/25	3/nr	A	W	85-62	Wisconsin
12/7/1999	2/nr	2/nr	A	W	92-69	Memphis
12/17/1999	2/nr	2/nr	A	W	100-66	DePaul
12/19/1999	2/nr	2/nr	A	W	82-59	St. Joseph's
12/30/1999	2/25	2/nr	H	W	106-76	Texas
1/3/2000	2/21	2/19	H	W	113-55	Old Dominion
1/6/2000	2/16	2/21	A	W	86-50	Louisiana St.
1/8/2000	2/1	2/1	H	L	67-74	Connecticut
1/10/2000	2/nr	2/nr	H	W	79-69	Arkansas
1/14/2000	2/nr	2/nr	A	W	92-76	South Carolina
1/17/2000	2/7	2/7	A	L	51-78	Georgia
1/23/2000	2/nr	2/nr	A	W	71-65	Kentucky
1/29/2000	4/8	4/8	N93	W	83-63	NC State
1/30/2000	4/nr	4/nr	H	W	77-48	Kentucky
2/2/2000	4/1	4/1	A	W	72-71	Connecticut
2/4/2000	4/nr	4/nr	H	W	78-52	Vanderbilt
2/6/2000	4/nr	4/nr	H	W	65-47	Alabama
2/10/2000	2/nr	3/nr	A	W	70-49	Mississippi
2/13/2000	2/nr	3/nr	H	W	97-78	Florida
2/17/2000	2/22	3/18	A	W	79-75	Mississippi St.
2/20/2000	2/9	3/9	H	W	80-48	Louisiana St.
2/24/2000	2/nr	3/nr	A	W	59-57	Vanderbilt
2/27/2000	2/11	3/14	H	W	76-61	Auburn
SEC TOURNAMENT (1st), Chattanooga, Tenn.						
3/3/2000	2/nr	3/nr	N65	W	91-79	Florida
3/4/2000	2/nr	3/nr	N65	W	61-53	Vanderbilt
3/5/2000	2/17	3/19	N65	W	70-67	Mississippi St.
NCAA SUB-REGIONAL, Knoxville, Tenn.						
3/18/2000	2/nr	2/nr	H	W	90-38	Furman
3/20/2000	2/21	2/20	H	W	75-60	Arizona
NCAA MIDEAST REGIONAL CHAMPIONSHIPS (1st), Memphis, Tenn.						
3/25/2000	2/19	2/19	N94	W	77-56	Virginia
3/27/2000	2/11	2/11	N94	W	57-44	Texas Tech
NCAA FINAL FOUR (2nd), Philadelphia, Pa.						
3/31/2000	2/8	2/8	N95	W	64-54	Rutgers
4/2/2000	2/1	2/1	N95	L	52-71	Connecticut

RECORDS

YEAR-BY-YEAR RESULTS

8/14/2003	N110	L-ex	67-69	Bulgarian Ntrl. Tm.
8/15/2003	N110	W-ex	88-74	Romanian Ntrl. Tm.
8/16/2003	A110	W-ex	59-50	Greek National Tm.

2003-04 (31-4, 14-0 SEC, 1st)

Final AP Ranking 2nd

Final ESPN Ranking 2nd

SEC Champions

2nd NCAA National Championships

Date	AP Rk	ESPN RkSite	W/L	Score	Opponent
11/9/2003			H	W-ex 86-57	W. Coast All-Stars
11/18/2003			H	W-ex 88-64	AIA
11/23/2003	3/nr	3/nr	H	W 83-52	Chattanooga
11/30/2003	3/17	3/17	H	W 83-59	Notre Dame
12/7/2003	3/10	3/11	H	W 85-65	La. Tech
12/11/2003	2/nr	2/25	H	W 59-49	Rutgers
12/14/2003	2/6	2/5	A	W 70-66 (OT)	Stanford
12/17/2003	2/nr	2/nr	A	W 96-89 (OT)	DePaul
12/21/2003	2/13	2/15	A	W 71-55	Oklahoma
12/28/2003	2/5	2/5	H	L 60-70	Texas
12/30/2003	5/nr	5/nr	A	W 65-51	G. Washington
1/2/2004	5/19	5/19	A	W 74-66	TCU
1/4/2004	5/nr	5/nr	H	W 66-42	Old Dominion
1/8/2004	5/nr	5/nr	H	W 83-44	Arkansas
1/11/2004	5/nr	5/nr	A	W 61-53	Mississippi St.
1/15/2004	5/nr	5/nr	A	W 86-58	S. Carolina
1/18/2004	5/nr	5/nr	H	W 72-51	Alabama
1/22/2004	2/nr	2/nr	H	W 79-54	Vanderbilt
1/24/2004	2/1	2/1	A	W 72-69	Duke
1/29/2004	1/nr	1/nr	A	W 81-72	Kentucky
2/1/2004	1/22	1/25	H	W 68-61 (OT)	Auburn
2/5/2004	1/4	1/3	H	L 67-81	Connecticut
2/8/2004	1/nr	1/nr	H	W 72-58	S. Carolina
2/12/2004	3/19	3/17	A	W 70-67	Georgia
2/15/2004	3/nr	3/nr	A	W 94-88	Vanderbilt
2/19/2004	3/nr	3/nr	H	W 88-79	Florida
2/22/2004	3/nr	3/nr	A	W 85-69	Mississippi
2/26/2004	2/nr	2/nr	A	W 93-71	Arkansas
2/29/2004	2/15	2/17	H	W 85-62	Louisiana St.

SEC TOURNAMENT (3rd), Nashville, Tenn.

3/5/2004	1/nr	1/nr	N101	W	67-57	Mississippi St.
3/6/2004	1/20	1/16	N101	L	66-68 (OT)	Georgia

NCAA FIRST AND SECOND ROUNDS, Tallahassee, Fla.

3/20/2004	2/nr	3/nr	N111	W	77-54	Colgate
3/22/2004	2/nr	3/25	N111	W	79-59	DePaul

NCAA MIDWEST REGIONAL CHAMPIONSHIPS (1st), Norman, Okla.

3/28/2004	2/15	3/17	N112	W	71-69	Baylor
3/30/2004	2/10	3/8	N112	W	62-60	Stanford

NCAA FINAL FOUR (2nd), New Orleans, La.

4/4/2004	2/19	3/19	N113	W	52-50	Louisiana St.
4/6/2004	2/6	3/6	N113	L	61-70	Connecticut

2004-05 (30-5, 13-1 SEC, 2nd)

Final AP Ranking 3rd

Final ESPN Ranking 4th

SEC Tournament Champions

3rd NCAA National Championships

Date	AP Rk	ESPN RkSite	W/L	Score	Opponent
11/11/2004			H	W-ex 105-47	Carson-Newman
11/14/2004			H	W-ex 77-36	W. Coast All-Stars
11/19/2004	1/nr	1/nr	A	W 68-34	Chattanooga
11/21/2004	1/nr	1/nr	A	W 64-54	NC State
11/23/2004	1/nr	1/nr	H	W 71-41	G. Washington
11/25/2004	1/4	1/4	A	L 59-74	Texas
11/28/2004	1/nr	1/nr	H	W 52-48	Temple
12/2/2004	4/10	5/9	H	L 57-59	Duke
12/12/2004	9/15	9/15	H	W 78-63	DePaul
12/15/2004	9/nr	10/nr	A	W 70-59	La. Tech
12/19/2004	9/nr	10/nr	H	W 82-55	TCU
12/21/2004	9/2	10/2	H	W 70-67	Stanford
12/29/2004	8/24	8/nr	A	L 51-65	Rutgers
1/2/2005	8/nr	8/nr	A	W 68-58	Old Dominion
1/8/2005	10/15	10/14	A	W 68-67	Connecticut

1/13/2005	8/nr	10/nr	H	W 72-54	Arkansas
1/16/2005	8/17	10/15	A	W 79-65	Vanderbilt
1/20/2005	7/nr	9/nr	A	W 81-71	Auburn
1/23/2005	7/nr	9/nr	H	W 67-49	Kentucky
1/27/2005	5/nr	6/nr	A	W 68-53	S. Carolina
1/31/2005	5/18	5/19	H	W 77-70	Georgia
2/3/2005	5/nr	5/nr	A	W 91-82 (OT)	Florida
2/6/2005	5/nr	5/nr	H	W 99-67	Mississippi
2/10/2005	5/1	5/1	A	L 58-68	Louisiana St.
2/13/2005	5/21	5/20	H	W 72-63	Vanderbilt
2/17/2005	6/nr	6/nr	H	W 74-44	S. Carolina
2/20/2005	6/nr	6/nr	A	W 84-71	Arkansas
2/24/2005	5/nr	5/nr	H	W 78-56	Mississippi St.
2/27/2005	5/nr	5/nr	A	W 94-81	Alabama

SEC TOURNAMENT (1st), Greenville, S.C.

3/4/2005	5/nr	4/nr	N114	W	64-54	Auburn
3/5/2005	5/18	4/17	N114	W	76-73	Vanderbilt
3/6/2005	5/1	4/1	N114	W	67-65	Louisiana St.

NCAA FIRST AND SECOND ROUNDS, Knoxville, Tenn.

3/20/2005	3/nr	3/nr	H	W 94-43	W. Carolina
3/22/2005	3/nr	3/nr	H	W 75-54	Purdue

NCAA PHILADELPHIA REGIONAL CHAMPIONSHIPS (1st), Philadelphia

3/27/2005	3/14	3/14	N115	W	75-59	Texas Tech
3/29/2005	3/9	3/10	N115	W	59-49	Rutgers

NCAA FINAL FOUR (3rd), Indianapolis, Ind.

4/3/2005	3/6	3/5	N116	L	64-68	Michigan St.
----------	-----	-----	------	---	-------	--------------

2005-06 (31-5, 11-3 SEC, 2nd)

Final AP Ranking 6th

Final ESPN Ranking 5th

SEC Tournament Champions

2nd NCAA Cleveland Regional

Date	AP Rk	ESPN RkSite	W/L	Score	Opponent
11/6/2005			H	W-ex 131-40	Dalhousie
11/10/2005			H	W-ex 101-55	Carson-Newman
11/20/2005	2/nr	1/nr	H	W 83-33	Stetson
11/21/2005	2/nr	1/nr	H	W 92-50	Chattanooga
11/24/2005	2/9	1/9	N117	W 83-55	Michigan St.
11/25/2005	2/nr	1/nr	N117	W 79-65	Gonzaga
11/26/2005	2/10	1/10	N117	W 80-75	Maryland
12/1/2005	2/16	1/18	H	W 102-61	Texas
12/4/2005	2/12	1/11	A	W 74-67	Stanford
12/7/2005	1/nr	1/nr	A	W 59-43	G. Washington
12/15/2005	1/nr	1/nr	H	W 83-59	La. Tech
12/20/2005	1/nr	1/nr	H	W 107-39	Princeton
12/28/2005	1/22	1/21	A	W 75-50	Temple
12/31/2005	1/12	1/11	A	W 62-51	Notre Dame
1/2/2006	1/nr	1/nr	H	W 83-67	Old Dominion
1/4/2006	1/nr	1/nr	A	W 66-51	S. Carolina
1/7/2006	1/7	1/7	H	W 89-80	Connecticut
1/12/2006	1/13	1/17	H	W 94-85	Georgia
1/15/2006	1/nr	1/nr	A	W 79-56	Mississippi St.
1/19/2006	1/19	1/19	A	W 80-68	Vanderbilt
1/23/2006	1/2	1/2	A	L 53-75	Duke
1/26/2006	1/nr	3/nr	A	L 63-66	Kentucky
1/29/2006	1/nr	3/nr	H	W 89-54	Alabama
2/2/2006	5/nr	5/nr	A	W 78-63	Mississippi
2/5/2006	5/nr	5/nr	H	W 77-37	Arkansas
2/9/2006	5/3	5/4	H	L 69-72	Louisiana St.
2/12/2006	5/22	5/20	H	W 70-67	Vanderbilt
2/16/2006	5/13	5/13	A	W 58-55	Georgia
2/19/2006	5/nr	5/nr	A	W 82-65	Alabama
2/23/2006	5/nr	5/nr	H	W 81-56	Auburn
2/26/2006	5/nr	5/nr	H	L 93-95 (OT)	Florida

SEC TOURNAMENT (1st), N. Little Rock, Ark.

3/3/2006	8/nr	9/nr	N107	W	77-45	Auburn
3/4/2006	8/12	9/12	N107	W	89-79	Georgia
3/5/2006	8/3	9/3	N107	W	63-62	Louisiana St.

NCAA FIRST AND SECOND ROUNDS, Norfolk, Va.

3/19/2006	6/nr	6/nr	N118	W	102-54	Army
3/21/2006	6/nr	6/nr	N118	W	66-53	GWashingt

NCAA CLEVELAND REGIONAL CHAMPIONSHIPS (2nd), Cleveland, Ohio

3/26/2006	6/9	6/9	N93	W	76-69	Rutgers
3/28/2006	6/1	6/1	N93	L	63-75	N. Carolina

YEAR-BY-YEAR RESULTS

2009-10 (32-3, 15-1 SEC, 1st)

Final AP Ranking 3rd

Final ESPN Ranking 8th

SEC Champions

SEC Tournament Champions

Date	AP Rk	ESPN RkSite	W/L	Score	Opponent
11/5/2009			H W-ex	124-34	Carson-Newman
11/9/2009			H W-ex	79-46	Delta State
11/15/2009	8/7	9/4	H W	74-65	Baylor
11/17/2009	6/nr	5/nr	N126 W	91-53	Texas Tech
11/22/2009	6/12	5/17	A W	77-63	Virginia
11/25/2009	6/nr	5/nr	A W	69-52	MTSU
11/28/2009	6/nr	5/nr	H W	61-47	UCLA
12/1/2009	6/nr	5/nr	H W	93-53	G. Washington
12/6/2009	6/17	5/17	H W	78-58	Texas
12/13/2009	4/nr	3/nr	N87 W	68-54	Rutgers
12/16/2009	3/nr	3/nr	H W	86-56	Louisville
12/19/2009	3/2	3/2	A L	52-67	Stanford
12/22/2009	4/nr	4/nr	A W	89-34	San Francisco
12/30/2009	4/nr	4/nr	H W	102-62	Old Dominion
1/3/2010	4/14	4/15	H W	96-75	Oklahoma
1/7/2010	4/nr	4/nr	H W	79-62	S. Carolina
1/10/2010	4/nr	4/nr	A W	75-48	Mississippi St.
1/14/2010	4/nr	4/nr	A W	66-64	Florida
1/17/2010	4/nr	4/22	H W	64-57	Vanderbilt
1/21/2010	3/8	3/8	A L	50-53	Georgia
1/24/2010	3/18	3/19	A W	55-43	LSU
1/28/2010	5/nr	5/nr	H W	85-56	Auburn
1/31/2010	5/nr	5/nr	A W	60-55	S. Carolina
2/4/2010	5/nr	5/nr	H W	74-57	Arkansas
2/8/2010	5/nr	5/22	A W	69-60	Vanderbilt
2/11/2010	5/nr	5/nr	A W	61-58	Mississippi
2/14/2010	5/nr	5/nr	H W	83-44	Florida
2/18/2010	5/nr	5/nr	A W	74-67	Alabama
2/22/2010	4/20	4/nr	H W	70-61	LSU
2/25/2010	4/16	4/14	H W	81-65	Kentucky
2/28/2010	4/nr	4/nr	H W	75-63	Mississippi

SEC TOURNAMENT (1st), Duluth, Ga.

3/5/2010	4/nr	4/nr	N119 W	76-51	Mississippi
3/6/2010	4/nr	4/nr	N119 W	68-49	Vanderbilt
3/7/2010	4/19	4/18	N119 W	70-62	Kentucky

NCAA FIRST AND SECOND ROUNDS, Knoxville, Tenn.

3/20/2010	3/nr	3/nr	H W	75-42	Austin Peay
3/22/2010	3/nr	3/nr	H W	92-64	Dayton

NCAA MEMPHIS REGIONAL CHAMPIONSHIPS (3rd), Memphis, Tenn.

3/27/2010	3/14	3/18	N127 L	62-77	Baylor
-----------	------	------	--------	-------	--------

2010-11 (34-3, 16-0 SEC, 1st)

Final AP Ranking 4th

Final ESPN Ranking 6th

SEC Champions

SEC Tournament Champions

2nd NCAA Dayton Regional

Date	AP Rk	ESPN RkSite	W/L	Score	Opponent
11/2/2010			H W-ex	110-66	Carson-Newman
11/7/2010			H W-ex	86-53	Union (Tenn.)
11/12/2010	4/nr	4/nr	A W	63-50	Louisville
11/15/2010	4/nr	4/nr	H W	103-43	Chattanooga
11/18/2010	4/nr	4/nr	H W	85-73	Virginia
11/21/2010	4/nr	4/nr	H W	80-64	Arizona State
11/25/2010	4/nr	4/nr	N117 W	82-44	Missouri
11/26/2010	4/nr	4/nr	N117 W	66-42	Georgia Tech
11/27/2010	4/12	4/13	N117 L	58-69	Georgetown
12/1/2010	9/nr	8/nr	H W	99-55	Lamar
12/5/2010	9/nr	8/nr	A W	74-44	Old Dominion
12/12/2010	8/21	7/24	A W	92-77	Texas
12/14/2010	6/2	6/3	A L	54-65	Baylor
12/19/2010	6/3	6/2	H Wot	82-72	Stanford
12/22/2010	5/nr	6/nr	H W	102-53	ETSU
12/30/2010	5/nr	6/nr	H W	87-51	Rutgers
1/2/2011	5/nr	6/nr	A W	73-65	LSU
1/6/2011	5/nr	6/nr	H W	110-45	Alabama
1/9/2011	5/nr	6/nr	H W	86-46	Mississippi

1/13/2011	5/nr	6/nr	A W	83-40	Florida
1/15/2011	5/nr	6/nr	H W	68-56	Vanderbilt
1/20/2011	5/nr	6/nr	A W	71-56	S. Carolina
1/23/2011	5/nr	6/nr	A W	73-53	Auburn
1/27/2011	5/nr	6/nr	H W	81-55	Mississippi St.
1/30/2011	5/nr	6/nr	A W	72-53	Arkansas
2/7/2011	4/15	4/18	A W	73-67	Kentucky
2/10/2011	4/nr	4/nr	H W	61-39	Florida
2/13/2011	4/nr	4/nr	A W	66-57	Vanderbilt
2/17/2011	4/nr	4/nr	H W	82-60	S. Carolina
2/21/2011	4/22	4/rv	H W	77-44	Georgia
2/24/2011	4/nr	4/nr	A W	66-39	Mississippi
2/27/2011	4/nr	4/nr	H W	80-60	LSU

SEC TOURNAMENT (1st), Duluth, Ga.

3/4/2011	4/nr	4/nr	N128 W	92-75	Florida
3/5/2011	4/nr	4/nr	N128 W	82-58	Georgia
3/6/2011	4/16	4/16	N128 W	90-65	Kentucky

NCAA FIRST AND SECOND ROUNDS, Knoxville, Tenn.

3/19/2011	4/nr	4/nr	H W	99-34	Stetson
3/21/2011	4/23	4/25	H W	79-70	Marquette

NCAA DAYTON REGIONAL CHAMPIONSHIPS (2nd), Dayton, Ohio

3/26/2011	4/18	4/24	N121 W	85-75	Ohio State
3/28/2011	4/9	4/7	N121 L	59-73	Notre Dame

2011-12 (27-9, 12-4 SEC, 2nd)

Final AP Ranking 9th

Final ESPN/USA Today Ranking 7th

SEC Tournament Champions

2nd Des Moines Regional

Date	AP Rk	ESPN RkSite	W/L	Score	Opponent
11/1/2011			H W-ex	105-40	Carson-Newman
11/8/2011			H W-ex	93-45	Union
11/13/2011	3/nr	3/nr	H W	89-57	Pepperdine
11/15/2011	3/7	3/7	H W	92-76	Miami (Fla.)
11/20/2011	3/nr	3/nr	A L	64-69 (OT)	Virginia
11/27/2011	6/1	7/1	H L	67-76	Baylor
11/29/2011	8/nr	8/nr	H W	82-43	MTSU
12/4/2011	8/21	8/22	H W	73-57	Texas
12/11/2011	7/20	8/21	N87 W	84-61	DePaul
12/13/2011	6/11	6/11	A W	67-61	Rutgers
12/17/2011	6/nr	6/nr	A W	85-64	UCLA
12/20/2011	6/4	6/4	A L	80-97	Stanford
12/28/2011	7/nr	8/nr	H W	90-37	Old Dominion
1/1/2012	7/nr	8/nr	A W	73-52	Auburn
1/3/2012	6/nr	7/nr	H W	90-47	Chattanooga
1/5/2012	6/16	7/15	H W	80-51	Georgia
1/8/2012	6/nr	7/nr	A W	69-38	Arkansas
1/12/2012	6/9	7/8	A L	60-61	Kentucky
1/15/2012	6/25	7/24	H W	87-64	Vanderbilt
1/19/2012	9/nr	9/nr	H W	65-56	LSU
1/23/2012	7/2	9/2	A L	44-72	Notre Dame
1/26/2012	7/nr	9/nr	A W	86-56	Alabama
1/29/2012	7/17	9/15	A W	67-50	Georgia
2/2/2012	8/nr	8/nr	H L	60-64	S. Carolina
2/5/2012	8/nr	8/nr	H W	82-61	Auburn
2/9/2012	11/nr	11/25	A L	79-93	Vanderbilt
2/13/2012	13/7	10/7	H W	91-54	Kentucky
2/16/2012	13/nr	10/nr	A W	57-41	Mississippi St.
2/19/2012	13/nr	10/nr	A W	66-56	Mississippi
2/23/2012	10/nr	9/nr	H L	71-72 (OT)	Arkansas
2/26/2012	10/nr	9/nr	H W	75-59	Florida

SEC TOURNAMENT (1st), Nashville, Tenn.

3/2/2012	13/nr	10/nr	N101 W	68-57	Vanderbilt
3/3/2012	13/25	10/nr	N101 W	74-58	S. Carolina
3/4/2012	13/nr	10/nr	N101 W	70-58	LSU

NCAA FIRST AND SECOND ROUNDS, Chicago, Ill.

3/17/2012	9/nr	7/nr	N128 W	72-49	UT-Martin
3/19/2012	9/nr	7/23	A W	63-48	DePaul

NCAA DES MOINES REGIONAL CHAMP. (2nd), Des Moines, Iowa

3/24/2012	9/nr	7/nr	N129 W	84-73	Kansas
3/26/2012	9/1	7/1	N129 L	58-77	Baylor

YEAR-BY-YEAR RESULTS

2015-16 (22-14, 8-8 SEC, T7th)

Final AP Ranking RV

Final USA Today Coaches Ranking 19th

2nd NCAA Sioux Falls Regional

Date	AP Rk	ESPN Rk	Site	W/L	Score	Opponent
11/9/2015	4/nr	4/nr	H	W-ex	101-59	Carson-Newman
11/15/2015	4/nr	4/nr	H	W	102-47	Central Ark.
11/18/2015	4/nr	5/nr	H	W	74-66	Penn State
11/20/2015	4/25	5/rv	H	W	57-55	Syracuse
11/23/2015	4/nr	5/rv	H	W	59-57	Chattanooga
11/27/2015	4/nr	5/rv	H	W	63-55	UAlbany
11/29/2015	4/8	5/8	H	L	53-64	Texas
12/2/2015	8/nr	8/nr	H	W	85-49	ETSU
12/6/2015	8/nr	8/nr	H	L	43-57	Virginia Tech
12/11/2015	16/nr	16/nr	A	W	58-51	Wichita State
12/16/2015	14/15	16/14	A	L	55-69	Stanford
12/19/2015	14/7	16/7	A	W	53-50	Oregon State
12/30/2015	13/nr	16/nr	H	W	90-56	Stetson
1/4/2016	12/20	11/rv	A	W	71-55	Missouri
1/7/2016	12/rv	11/rv	H	L	66-74	Florida
1/10/2016	12/nr	11/nr	H	W	79-52	Auburn
1/14/2016	13/nr	15/nr	A	L	59-64	Arkansas
1/18/2016	18/3	22/3	A	L	66-79	Notre Dame
1/21/2016	18/nr	22/nr	H	W	58-49	Vanderbilt
1/25/2016	19/12	23/9	A	L	63-64	Kentucky
1/28/2016	19/13	23/13	A	L	63-65 (OT)	Mississippi St.
1/31/2016	19/nr	23/nr	H	W	70-42	Alabama
2/4/2016	23/nr	25/nr	H	W	75-57	Arkansas
2/7/2016	23/12	25/11	A	L	71-76 (OT)	Texas A&M
2/11/2016	25/nr	rv/nr	A	W	69-51	Vanderbilt
2/15/2016	24/3	rv/2	H	L	56-62	South Carolina
2/18/2016	24/nr	rv/nr	H	W	57-51	Ole Miss
2/21/2016	24/nr	rv/nr	A	L	56-57	LSU
2/25/2016	nr/nr	nr/nr	A	L	46-54	Alabama
2/28/2016	nr/nr	nr/nr	H	W	80-60	Georgia
SEC TOURNAMENT (3rd), Jacksonville, Fla.						
3/3/2016	nr/nr	nr/nr	N136	W	68-51	Arkansas
3/4/2016	nr/16	nr/16	N136	W	70-60	Texas A&M
3/5/2016	nr/15	nr/15	N136	L	48-58	Mississippi St.
NCAA FIRST AND SECOND ROUNDS, Tempe, Ariz.						
3/18/2016	rv/nr	nr/rv	N137	W	59-53	Green Bay
3/20/2016	rv/11	nr/11	A137	W	75-64	Arizona State
NCAA SIOUX FALLS REGIONAL CHAMP. (2nd), Sioux Falls, S.D.						
3/25/2016	rv/9	nr/9	N138	W	78-62	Ohio State
4/27/2016	rv/14	nr/15	N138	L	67-89	Syracuse

2016-17 (20-12, 10-6 SEC, 5th)

Final AP Ranking RV

Final USA Today Coaches Ranking RV

NCAA Second Round

Date	AP Rk	ESPN Rk	Site	W/L	Score	Opponent
11/7/2016	13/nr	14/nr	H	W-ex	95-56	Carson-Newman
11/11/2016	13/nr	14/nr	A	W	81-69	James Madison
11/13/2016	13/nr	13/nr	H	W	85-55	Navy
11/15/2016	13/nr	13/nr	A	W	83-58	ETSU
11/20/2016	13/nr	13/nr	A	L	56-70	Penn State
11/27/2016	17/nr	16/nr	A	L	63-67	Virginia Tech
11/30/2016	22/nr	25/nr	H	W	86-36	Tennessee State
12/4/2016	22/4	25/4	H	L	66-88	Baylor
12/11/2016	rv/17	rv/17	A	L	67-72	Texas
12/14/2016	nr/nr	rv/nr	H	W	92-66	Appalachian St.
12/18/2016	nr/10	rv/10	H	W	59-51	Stanford
12/21/2016	rv/nr	rv/nr	H	W	110-84	Troy
12/29/2016	rv/nr	rv/nr	H	W	90-54	UNCW
1/1/2017	rv/17	rv/23	H	W	72-65	Kentucky
1/5/2017	rv/nr	rv/nr	A	W	70-57	Vanderbilt
1/8/2017	rv/4	rv/4	H	L	64-74	Mississippi State
1/12/2017	rv/nr	rv/nr	A	L	62-67	Ole Miss
1/16/2017	nr/6	rv/6	H	W	71-69	Notre Dame
1/19/2017	rv/nr	rv/nr	A	L	61-79	Auburn
1/22/2017	rv/nr	rv/nr	H	W	91-63	Vanderbilt
1/26/2017	rv/nr	rv/nr	A	W	84-75	Florida
1/30/2017	rv/4	rv/4	A	W	76-74	South Carolina
2/2/2017	rv/nr	25/nr	H	W	77-58	LSU
2/5/2017	rv/nr	25/nr	A	L	78-81 (2OT)	Georgia
2/9/2017	24/rv	25/nr	H	W	77-66	Missouri
2/12/2017	24/rv	25/rv	H	L	59-61	Texas A&M
2/16/2017	rv/nr	rv/nr	A	L	57-65	Alabama
2/19/2017	rv/nr	rv/nr	H	W	59-46	Arkansas
2/23/2017	rv/nr	rv/nr	H	W	74-70	Florida
2/26/2017	rv/3	rv/2	A	W	82-64	Mississippi State
SEC TOURNAMENT, Greenville, S.C.						
3/2/2017	rv/nr	rv/nr	N114	L	64-72	Alabama
NCAA FIRST AND SECOND ROUNDS, Louisville, Ky.						
3/18/2017	rv/nr	rv/nr	N131	W	66-57	Dayton
3/20/2017	rv/13	nr/12	N131	L	64-75	Louisville



Jaime Nared drained a step-back jumper in the closing seconds to help the Lady Vols knock off #6/6 Notre Dame in Knoxville. UT also beat top-10 teams Stanford (#10/10), Mississippi State (#3/2) and South Carolina (#4/4) during the 2016-17 campaign.



2017-18
MEDIA INFO

The University of Tennessee Media Relations staff looks forward to serving the members of the media during the 2017-18 Lady Vol basketball season. If you will be attending a game in UT's Thompson-Boling Arena, please take a few moments to review the items of media interest appearing on the pages that follow.

If you have any special media requests of our office, please do not hesitate to contact any of the staff members at any time.

The 2017-18 Lady Vol Basketball Media Guide has been prepared with the media in mind. Any additional information, interviews or photos can be requested from the UT Media Relations Office.

The staff of the Tennessee Media Relations Office hopes to make your working experience enjoyable.

GETTING HERE /// DIRECTIONS

From the Airport

- Travel North on Highway 129 (Alcoa Highway)
- Take the Neyland Drive exit
- Turn left on Neyland Drive at the light
- Travel east on Neyland Drive
- Turn left on Lake Loudoun Blvd.
- Thompson-Boling Arena will be on your right
- Get into the right lane and turn right onto Phillip Fulmer Way
- The G-10 parking lot will be on your right

From Eastbound I-40

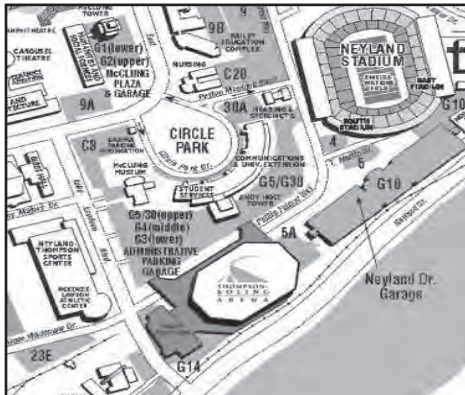
- Exit on Highway 129-Alcoa Highway (Airport exit)
- Take the Neyland Drive exit
- Turn left on Neyland Drive at the light
- Travel east on Neyland Drive
- Turn left on Lake Loudoun Blvd.
- Thompson-Boling Arena will be on your right
- Get into the right lane and turn right onto Phillip Fulmer Way
- The G-10 parking lot will be on your right

From Westbound I-40

- Follow signs to Hall of Fame Drive/James White Parkway/ Neyland Drive
- Turn right on Lake Loudoun Blvd.
- Thompson-Boling Arena will be on your right
- Get into the right lane and turn right onto Phillip Fulmer Way
- The G-10 parking lot will be on your right

From I-75

- Take I-275 to I-40 East (towards Asheville)
- Exit on James White Parkway/Neyland Drive
- Turn right on Lake Loudoun Blvd.
- Thompson-Boling Arena will be on your right
- Get into the right lane and turn right onto Phillip Fulmer Way
- The G-10 parking lot will be on your right



MEDIA RELATIONS STAFF



TOM SATKOWIAK
 Assistant AD - Media Relations
 Office: (865) 974-7501
 Cell: (865) 696-2897
 E-mail: tomsid@utk.edu
 Twitter: @TomSatkowiak



ERIC TRAINER
 Assoc. Director - Media Relations
(Primary WBB Contact)
 Office: (865) 974- 8173
 Cell: (865) 603-2916
 E-mail: etrainer@utk.edu
 Twitter: @UTSpaceWrangler



KIMBERLY HOOD
 Asst. Director - Media Relations
(Secondary WBB Contact)
 Office: (865) 974-1211
 Cell: (423) 552-5617
 E-mail: khood3@utk.edu
 Twitter: @allinhoodtime

Director of Football Communications: Zach Stipe

Assistant Directors: Sean Barows, Kellen Hiser, Stephen Lee, Amanda Pruitt, Maurice Williams

Graduate Assistants: Rachel Gunia, Josh Lively

WOMEN'S BASKETBALL MEDIA RELATIONS

Location: Anderson Training Center, Ground Floor
Phone: (865) 974-1212
Fax: (865) 974-1269
Mailing: P.O. Box 15016 Knoxville, TN 37901
Shipping: 1551 Lake Loudoun Blvd., Knoxville, TN 37996
Thompson-Boling Arena Press Row: (865) 974-0110
Arena Ticket Office: (865) 656-HOOP

AREA HOTELS (AREA CODE 865)

Courtyard By Marriott-Papermill Area	690-7680
Crowne Plaza	522-2600
Cumberland House	971-4663
Hampton Inn-Downtown	522-5400
Hampton Inn Suites-Papermill Area	693-5400
Holiday Inn Express-Papermill Area	824-9030
Hilton-Airport	970-4300
Hilton-Downtown	523-2300
Hilton Garden Inn-Cumberland Ave.	437-5500
Holiday Inn-World's Fair Park	522-2800
Marriott Knoxville-Downtown	637-1234

TAXI COMPANIES

All Right Taxi	384-2443
Checker Cab	312-6050
Paradise Taxi	525-9580
Royal Taxi	219-3516

MEDIA POLICIES

COVERING PRACTICE

Please contact Eric Trainer at the Media Relations Office at least a week in advance to arrange player or coach feature interviews. If you plan to cover an open practice session, please contact the Media Relations Office on a daily basis to check about changes in the schedule.

PLAYER AND COACH INTERVIEWS

Media wishing to interview coaches or players are encouraged to set up interviews in advance with the Media Relations Office. Generally, the best time to conduct an interview is on a designated day with an open portion of practice and pre-practice media opportunity. The Media Relations Office will help with all requests.

MEDIA CREDENTIALS

Media outlets interested in obtaining credentials to cover Lady Vol basketball home games must apply for those online via Sports Systems. To apply, please visit: <http://www.sportssystem.com/seccredentials>. Applications for single-game credentials should be submitted five days prior to a game. Once you receive your approval letter via email, you will be provided options for credential pick-up.

PHOTOGRAPHER CREDENTIALS

Credentials will be issued only to accredited photographers or those individuals on special assignment. During regular season games, work area includes the floor area at both ends of the court and alongside the corners of the playing floor opposite the team benches. Special arrangements for strobes or catwalk access must be made through the Media Relations and Arena Management Offices no later than one week in advance of the game. UT's arena security policy requires that all photographers placing strobes will go through a screening process and must be accompanied by a UT police officer or representative when placing strobes.

THE SEC MEDIA POLICY

By acceptance and use of an SEC media credential, the holder agrees to the following conditions for any and all athletic events hosted by the SEC and its member institutions:

1. The SEC and its member institutions grant a media organization a limited license to use certain gathered information on the media organization's own Internet or online site beginning at the start of an athletic event and up to the conclusion of such event, all subject to the following limitations and conditions:

(a) No more than 10 still photographs may be used for news coverage of the game and other editorial purposes during the event.

(b) Video tape may only be shown as part of a single, non-archived, online "simulcast" of a television station's regularly-scheduled news program.

(c) While a game is in progress, the use of textual statistical information is time-delayed and limited in amount (e.g., updates pertaining to score, injuries and national, conference or institutional record-breaking performances, a condensed half-time story) so that an organization's Internet or online game coverage does not undercut the authorized and rights-paying fee organization's rights to play-by-play accounts of the game and/or exclusivity as to such rights.

2. Any proposed media use on an Internet or online sight of the game information that is more detailed and/or more than described above will require separate written authorization by the SEC and/or its member institutions. However, such written authorization will not permit the use of game information in entertainment contexts and will not authorize game coverage that, due to immediacy or detail, constitutes or approaches a play-by-play account of a game.

3. Should any of these conditions be breached, the SEC and/or its member institutions will issue a written warning for the first violation. If this violation occurs during the last game of the institutions' regularly-scheduled season, the media organization may not be credentialed for the SEC Tournament. A second violation of this policy will result in revocation of credentials to cover future basketball games hosted by the SEC and/or its member institutions.

MEDIA PARKING PASSES AND MEDIA ENTRANCE

Parking space is limited. The media must request parking access along with other credential requests. Media coverage on a regular basis will insure first priority in UT parking garage G-10. The media entrance is located adjacent to this parking area on Phillip Fulmer Way.

PRESS ROW

Press row is located in the lower level southeast corner of the arena behind the baseline nearest the G-10 garage. Only accredited media will be allowed in this area. Children are not permitted on press row.

MEDIA ROOM SERVICES

The media room is on the east end of the arena. Soft drinks and a pregame meal will be offered just outside the media room in a curtained area. Postgame interviews will be conducted in the media room, and the working press has numerous electrical outlets and wireless internet available. Wireless internet also is available courtside. If you choose to install a phone line on press row, please contact UT Telephone Services at (865) 974-3121.

STATISTICAL SERVICES

Services provided include statistics generated from the STATCREW computer statistics program. Statistics can be accessed via laptop or iPad. Hard copies of halftime stats, final stats and play-by-play highlights at the end of each half also will be available. Coaches' quotes will be provided following the post-game interview sessions.

To access up-to-date stats during a game, visit UTstats.com for a live feed.

POSTGAME INTERVIEWS

A formal post-game interview is held in the basketball media room following each game. The media will be solicited for player names with five minutes left in the game. After a 10-minute cooling-off period, the visiting team coach and selected players will be brought to the media room. Following the visiting team's media session, UT head coach Holly Warlick will come to the media room, followed by select UT players. Risers for television cameras and a distribution box for radio will be available in the back of the area.

RADIO

Requests to broadcast must be made in writing at the earliest possible date to receive permission. Stations are responsible for contacting Glenn Thackston at IMG/Lady Vol Network in Knoxville for use of the phone lines in Thompson-Boling Arena. Mr. Thackston can be reached during business hours at (865) 212-3570. The radio broadcast location is on the floor level at the main scorer's table.

TELEVISION GAMES

Thompson-Boling Arena permits the inside parking of television tractor-trailer units and offers secure parking adjacent to the arena for satellite uplink units. Personnel from Arena Management, including electricians, are available to meet arriving trucks in advance of the game. Please notify the Media Relations Office of your arrival plans for television games.

UTSPORTS.COM

UTsports.com is the official online home for Tennessee Athletics. Here, one can find schedules, results, rosters, player bios and stats. There is unique content including photo galleries of events, behind-the-scenes features, video highlights and features, video interviews with players and coaches, as well as the latest news on every team on campus.

UTsports.com features links to game video being provided by SEC Network+, WatchESPN and other entities. By using the live (Sidearm Stats) stats link, fans can also follow the action online and stay updated on general statistics and trends.

GENERAL

STAFF

PLAYERS

REVIEW

HISTORY

FACILITIES

NCAA

SEC

RECORDS

MEDIA INFO



LADY VOL NETWORK

For more than 60 years the Vol Network has served as the main communications link between the University of Tennessee and its fans. IMG College/Vol Network/Lady Vol Network manages the multi-media and marketing rights to University of Tennessee Athletics. IMG is recognized as the world's premier sports, entertainment and media company. With 50 radio affiliates and statewide coverage, the Vol Network boasts one of the largest collegiate basketball networks in the country. The Holly Warlick Television Show, which begins in early January and runs weekly during basketball season is shown on network television stations across the state in all five major Tennessee television markets.



IMG College/Vol Network
 (865) 212-3570 • 6701 Baum Drive, Suite 100 • Knoxville, TN 37919

LADY VOL BASKETBALL PROGRAMMING

The Tennessee Lady Vols first found a home on the radio during the 1977-78 season. At that time, a handful of games were aired with John Ward, former play-by-play guru of UT football and men's basketball, handling the microphone.

The flagship station of the University of Tennessee Lady Vol basketball broadcasts is Sports Radio WNML (990 AM and 99.1 FM) in Knoxville, Tenn. This will mark the 41st year of Lady Vol games on the air. The Lady Vol Network, with affiliates across the state, is the largest women's basketball radio network in the country. For more information about joining the Lady Vol Network, contact Glenn Thackston at IMG/Vol Network: (865) 212-3570.

Additionally, Lady Vol basketball games will again find a home on the Internet at www.utsports.com, as fans worldwide will be able to access the broadcasts. For more info., visit the Live Audio/Video section under the Fans tab.


Calling the play-by-play action again this season will be Mickey Dearstone, who is in his 19th season calling the games full-time. Dearstone took over full-time play-by-play duties from Bob Kesling after the 1998-99 season.

THE HOLLY WARLICK SHOW

The Holly Warlick TV Show takes Tennessee fans inside the workings of the winningest program in women's basketball. This entertaining 30-minute television show is hosted by head coach Holly Warlick and the Lady Vol Network's Mickey Dearstone. The show includes game highlights, exclusive behind-the-scenes player and team features as well as a scouting report for the upcoming week in Lady Vol basketball.

The show airs for nine consecutive weeks during basketball season and is shown in Knoxville on WVLT (Saturday,

11:30 a.m.) and MyVLT (Sunday, 9:30 p.m.), Chattanooga on WTVN-TV (Saturday, 1:30 p.m.), Nashville on WZTV (Saturday, Noon) and the Tri-Cities on WJHL (Saturday, 12:30 p.m.). Stations and times are subject to change. Check local listings for The Holly Warlick TV Show in your area.



Mickey Dearstone is the "Voice of the Lady Vols."

LADY VOL NETWORK AFFILIATES

Station	Market	Dial	Station	Market	Dial
Bristol	WOPI-AM	790	Knoxville	WNML-AM	990
Chattanooga	WGOW-AM	1150	Knoxville	WNML-FM	99.1
Chattanooga	WGOW-FM	102.3	Lenoir City	WLIL-AM	730
Cleveland	WCLE-AM	1570	Lewisburg	WJJM-AM	1490
Cookeville	WLQK-FM	95.9	Morristown	WCRK-AM	1150
Crossville	WCSV-AM	1490	Nashville	WGFX-FM	104.5
Crossville	WPBX-FM	99.3	Newport	WLK-AM	1270
Greeneville	WGRV-AM	1340	Union City	WENK-AM	1240
Johnson City	WKTP-AM	1590	Wartburg	WECO-FM	101.3
Kingsport	WKPT-AM	1400			

QUICK FACTS

Alabama
Arkansas
Auburn
Florida
Georgia
Kentucky
LSU



Missouri
Mississippi
Mississippi State
South Carolina
Tennessee
Texas A&M
Vanderbilt

SEC ON THE WEB: For all you need to know about the Southeastern Conference and its member schools, access the SEC Web Page at www.SECsports.com. The site contains team information, scores, conference standings and statistics, awards recipients, history and records, feature stories, television information on conference events, details about tickets to SEC events, SEC merchandise and much, much more.

WEEKLY HONORS: The SEC will name a Player and Freshman of the Week each week throughout the regular season. Each week's selections will be released late Tuesday morning and also will be announced in the league's weekly release. The league women's basketball sports information directors make nominations for the award each week.

SEC HISTORY: The Southeastern Conference was formed Dec. 8-9, 1932, and included 13 schools at the time: Alabama, Auburn, Florida, Georgia, Georgia Tech, Kentucky, LSU, Ole Miss, Mississippi State, Sewanee, Tennessee, Tulane, and Vanderbilt. The league's first president was Frank L. McVey of Kentucky. Due to the continually increasing amount of work administering the league, the office of Commissioner

was established by its member institutions in 1940. Former Mississippi governor Martin Conner was named as the first commissioner, a post he held until 1948. Following Conner were Bernie Moore (1948-66), A.M. Coleman (1966-72), Dr. Boyd McWhorter (1972-86), Dr. Harvey Schiller (1986-90), Roy Kramer (1990-2002), and Mike Slive (2002-2015). Greg Sankey is currently Commissioner of the Southeastern Conference and its 14 member institutions.

The first SEC champions were crowned in 1933 in baseball, basketball, football and outdoor track. Cross country, golf, swimming, tennis and indoor track were added later. The SEC began recognizing women's championships during the 1979-80 academic year. The conference office officially took over regulation of women's athletics on Sept. 1, 1984.

The SEC currently regulates nine men's sports and twelve women's sports. Baseball, basketball, football, golf, swimming and diving, tennis and track (indoor, outdoor, and cross country) are currently sanctioned for men. The women's sports are basketball, equestrian, golf, gymnastics, soccer, softball, swimming and diving, tennis, track (indoor, outdoor, and cross country) and volleyball.

SEC WOMEN'S HOOPS BY THE NUMBERS

With nine national championships, 11 runner-up finishes, a nation-leading 37 Final Four appearances and 122 first-team All-America honors, the Southeastern Conference stands firmly as the nation's premier intercollegiate women's basketball conference.

The SEC has posted impressive non-conference records in the last decade. The SEC compiled a 161-48 (.770) non-conference record during the 2016-17 season.

Since the 1990 season, the SEC has compiled a 3,946-1,173 (.771) record against other conferences. The league has recorded 150+ wins during 13 seasons and has never recorded a non-conference winning percentage below .723.

SEC teams have earned appearances in 27 of 36 NCAA Final Fours, an accomplishment unmatched by any other league. The next closest is the Big East with 22 and the ACC with 19.

Overall, SEC squads have filled 37 of the 144 Final Four berths, including having two Final Four teams in 1988 (Auburn, Tennessee), 1989 (Auburn, Tennessee), 1995 (Georgia, Tennessee), 1996 (Georgia, Tennessee), 1998 (Arkansas, Tennessee), 2004 (LSU, Tennessee), 2005 (LSU, Tennessee), 2007 (LSU, Tennessee), 2008 (LSU, Tennessee) and 2017 (South Carolina, Mississippi State).

SEC teams have made 20 appearances in a nation-high 17 NCAA Championship games, winning nine NCAA Championships (Tennessee: 1987, 1989, 1991, 1996, 1997, 1998, 2007, 2008, 2017).

The league also had the distinction of providing both national finalists three times in its history in 1996 (Tennessee 83, Georgia 65), in 1989 (Tennessee 76, Auburn 60) and in 2017 (South Carolina 67, Mississippi State 55).

Southeastern Conference teams have won 410 NCAA Tournament games against 218 losses (.653) for an average of 11.4 NCAA wins per year. In addition, all 14 current members have made appearances in the NCAA Tournament.

SEC MEDIA RELATIONS

Phone Number: (205) 458-3000

Fax Number: (205) 458-3030

Mailing Address:

2201 Richard Arrington Blvd. North
Birmingham, AL 35203



Herb Vincent, Assoc. Commissioner

Chuck Dunlap, Dir. of Communications

Craig Pinkerton, Dir. of Communications

***Tammy Wilson, Dir. of Communications**

Ben Beaty, Asst. Director

Jill Skotarczak, Asst. Director

Ann Drinkard, Communications Asst.

**women's basketball contact*

hvincent@sec.org

cdunlap@sec.org

cpinkerton@sec.org

twilson@sec.org

bbeaty@sec.org

jskotarczak@sec.org

adrinkard@sec.org

SEC WEBSITE

The SEC has an extensive online presence at SECsports.com. The SEC offers a media-only section of the website (SECsportsmedia.com). Media covering the SEC can retrieve information from the conference office as well as the 14 SEC institutions from the media site. A championship credentialing system is also available on the site.

SEC NETWORK

Already the most competitive and visible conference in college sports, the SEC debuted its brand-new television network, in partnership with ESPN, on Aug. 14, 2014. The SEC Network reached more than 90 million homes coast to coast at its inception, making it the largest launch of a cable network ever.

GENERAL

STAFF

PLAYERS

REVIEW

HISTORY

FACILITIES

NCAA

SEC

RECORDS

MEDIA INFO



SOUTHEASTERN CONFERENCE (CONTINUED)

The SEC has led or co-led the pack in NCAA tournament bids 25 times in its 36-year history.

The Southeastern Conference had eight teams earn bids to the 2017 NCAA Division I Women's Basketball Championship. That is the second-most SEC teams to receive bids to the NCAA Tournament in conference history behind the nine teams the SEC sent in 2016. The Big East also sent nine in 2011.

Until 2004, the SEC was the only conference to ever have eight teams receive NCAA bids. The league has achieved that feat five times, in 1999, 2002, 2012, 2014 and 2017.

The SEC was also the first league to ever have seven teams invited to the NCAA Tournament and earned that honor a nation-leading nine times (1986, 1991, 1995, 1996, 1997, 2003, 2004, 2009 and 2013).

The SEC is one of a handful of leagues to have won three national tournament titles with nine NCAA, two WNIT and four NWIT crowns. Along with the nine NCAA championships won by Tennessee (8) and South Carolina (1), Arkansas (1999) and Auburn (2003) captured the current Women's NIT titles. But the first-ever SEC national title belongs to Georgia, winners of the 1981 NWIT which predates the current NCAA tournament. Vanderbilt (1984), LSU (1985) and Kentucky (1990) also won NWIT titles. Both Arkansas (1987) and South Carolina (1979) won the WNIT while Texas A&M (2011) won the NCAA title prior to joining the SEC.

The SEC has had 64 student-athletes named as first-team All-America selections. Those 64 have been named a total of 97 times since the 1982-83 season (first year of SEC sponsorship).

The Southeastern Conference had 16 former SEC student-athletes make 2017 WNBA opening day rosters. In this year's WNBA draft, a total of eight SEC women's basketball players were taken. Since the inaugural WNBA draft in 1997, the SEC has had 149 former players drafted for the professional league, including five No. 1 picks.

SEC schools have produced 42 Olympians since 1976, with 38 coming since the league began sponsoring women's basketball. Seimone Augustus, LSU; Tamika Catchings, Tennessee; Sylvia Fowles, LSU; and Candace Parker, Tennessee were part of the USA's gold-medal effort in London in 2012 while Augustus, Fowles and Catchings repeated the feat in Rio de Janeiro in 2016. They helped the Red, White and Blue win gold for the sixth-consecutive Olympiad.

MEDIA INFORMATION

The media credential system for the 2018 SEC Tournament will be available online from early January

until late February. Go to www.SECsportsmedia.com for the online credentialing system.

For further information concerning media coverage of the 2018 SEC Tournament, please contact the SEC Communications Department.

TOURNAMENT INFORMATION

On Feb. 7, 1980, the first SEC women's basketball tournament began play. It ended four days later with Tennessee defeating Ole Miss for the title. Fast forward 36 years later and the SEC Tournament is still enjoying success and increased popularity.

Beginning with its inception and through 1986, the tournament was held at campus sites. The tournament was then sent to Albany, Ga., which served as the site for six years from 1987-92. The tournament then moved to Chattanooga, Tenn., where it was held from 1993-2000, with the exception of 1998 when the tournament moved to Columbus, Ga.

Since 2001 the tournament has enjoyed many new sites, including Memphis (2001), Nashville (2002, 2004, 2008, 2011, 2012), Little Rock, Ark. (2003, 2006, 2009, 2015), Greenville, S.C. (2005, 2017), Duluth, Ga. (2007, 2010, 2013, 2014) and Jacksonville, Fla. (2016).

The winner of the 13-game tournament will receive the league's automatic bid to the NCAA Tournament. The tournament seeds and conference champion will be determined by the 16-game regular-season SEC schedule.

The 2018 SEC Women's Basketball Tournament will once again enjoy live television coverage. The SEC Network will televise all first, second and third round games. The semifinals will be aired on ESPNU for the sixth consecutive year, while the championship game will be televised on ESPN2.

Public tickets for this year's event are on sale now and can be purchased through the SEC website.

TICKET INFORMATION

Tickets for the 2018 Southeastern Conference Women's Basketball Tournament are now on sale. The 2018 tourney will be held at Bridgestone Arena in Nashville, Tenn., on Feb. 28-March 4.

This is the sixth trip to Nashville, Tenn., for the SEC Women's Basketball Tournament. The city previously hosted the event in 2002, 2004, 2008, 2011 and 2012.

Tickets for the tournament are \$100 for reserved books. A ticket book contains seven tickets, one for each session, which allows one person to attend all 13 games. Tickets can be purchased at www.SECsports.com.

All fans, regardless of age, must have a ticket to enter Bridgestone Arena for the SEC Women's Basketball Tournament.



2017 LADY VOLS

NUMBER 1

Recruiting Class



Tennessee's First No. 1 Class Since 2008



Holy Walk

2017-18 TENNESSEE SCHEDULE



NOVEMBER 7 (EXHIBITION)
CARSON-NEWMAN



NOVEMBER 12
ETSU



NOVEMBER 15
JAMES MADISON



NOVEMBER 20
WICHITA STATE



NOVEMBER 23
MARQUETTE



NOVEMBER 24
OKLAHOMA STATE



NOVEMBER 25
SOUTH DAKOTA



NOVEMBER 30
CENTRAL ARKANSAS



DECEMBER 3
ALABAMA STATE



DECEMBER 6
TROY



DECEMBER 10
TEXAS



DECEMBER 17
LONG BEACH STATE



DECEMBER 21
STANFORD



DECEMBER 31
KENTUCKY



JANUARY 4
AUBURN



JANUARY 7
VANDERBILT



JANUARY 11
TEXAS A&M



JANUARY 14
SOUTH CAROLINA



JANUARY 18
NOTRE DAME



JANUARY 21
MISSISSIPPI STATE



JANUARY 25
OLE MISS



JANUARY 28
LSU



FEBRUARY 1
TEXAS A&M



FEBRUARY 4
VANDERBILT



FEBRUARY 8
ARKANSAS



FEBRUARY 11
GEORGIA



FEBRUARY 15
ALABAMA



FEBRUARY 18
MISSOURI



FEBRUARY 22
FLORIDA



FEBRUARY 25
SOUTH CAROLINA

CANCUN

AWAY

HOME



@LADYVOL_HOOPS



UTSPORTS.COM