MEDIA GUIDE

2019-20

lady vol basketball

HEAD COACH

KELLIE HARPER

2019 KAY YOW NATIONAL COACH OF THE YEAR

1 of 11 COACHES TO LEAD 3 WOMEN'S PROGRAMS TO NCAA TOURNAMENT APPEARANCES

12 POST SEASON APPEARANCES IN 15 SEASONS

3x NCAA CHAMPION POINT GUARD AT TENNESSEE

TABLE OF CONTENTS

GENERAL INFO
2 Quick Facts
3 Schedule
4 Roster
5 Squad Breakdown
5 Preseason Notebook
8 2019-20 Opponents

STAFF
18 Kellie Harper
21 Lacey Goldwire
22 Jon Harper
23 Jennifer Sullivan
24 Catherine Greene
24 Jessica Jackson
25 Heather Ervin
25 Alex Varlan
26 Tyler Watson
26 Caleb Currier
26 Josh Theis
27 Jenna Kennedy
27 Additional Support Staff
28 Angie Boyd Keck
28 Dr. Donald Bruce
29 Dr. Donde Plowman
30 Phillip Fulmer
32 Senior Athletics Staff
32 Expanded Senior Staff

PLAYERS
34 Lou Brown
35 Rae Burrell
37 Rennia Davis
39 Zaay Green
40 Kamera Harris
42 Jordan Horston
43 Tamari Key
44 Kasiyahna Kushkituah
46 Jazmine Massengill
47 Jaiden McCoy
48 Jessie Rennie
48 Emily Saunders
49 Career Game-By-Game
50 Career Production Tracker

REVIEW
52 Postseason Notebook
54 2018-19 Statistics
55 2018-19 Results
56 Game Boxscores/Recaps
72 Breaking It Down
72 Week-By-Week Rankings
72 Game-By-Game Starters

HISTORY
74 All-Time Roster
77 The Early Years
78 Lady Vols By State/Country
82 All-Time Head Coaches
72 All-Time Assts. & Staff
83 Pat Summitt History
86 Lady Vol Honorees
89 WBCA All-Americans
89 WBHOF Inductees
89 NCAA Victory Totals
89 Lady Vol Olympians
90 Success In Coaching Ranks
92 Lady Vol Legends
94 Current WNBA Players
94 All-Time UT WNBA Picks
95 Former Lady Vol Pros
96 Lady Vols In The Draft
96 WNBA First Round Picks
96 All-Time Rosters/Stats

FACILITIES
114 Thompson-Boling Arena
114 Yearly Home Records
115 Top 25 Home Crowds
115 Arena Records
116 Year-By-Year Attendance
117 Largest Crowds
117 Big Crowd Records
118 Top 25 Away Crowds
118 Top 25 Neutral Crowds
119 Stokely Athletics Center
119 Alumni Gym
119 Stokely/Alumni Records
119 Largest Stokely Records
120 Year-By-Year Home Records
120 Pratt Pavilion

NCAA
122 NCAA Titles
122 Final Four Appearances
123 Women's Final Four Results
124 Seeding Through The Years
124 UT NCAA Tourney Stats
126 UT In The Postseason
127 UT NCAA Record vs. Opp.
127 UT NCAA Record vs. Conf.
128 NCAA Year-By-Year
129 NCAA Tournament Honors
129 NCAA Champions
129 NCAA Tourn. W-L Record
130 Returnees In NCAA Play
131 NCAA Final Four W-L Record
131 NCAA Misc. Accomplishments
132 UT NCAA Tourn. Records
132 UT Opp. NCAA Tourn. Records
133 1987 & 1989 NCAA Champs
134 1991 & 1996 NCAA Champs
135 1997 & 1998 NCAA Champs
136 2007 & 2008 NCAA Champs

SEC
138 2019 SEC Team Statistics
139 2019 SEC Individual Statistics
140 SEC Regular Season Champs
140 SEC Tournament Champs
140 SEC Tournament Records
140 SEC All-Time Records
140 SEC All-Time Standings
140 SEC Series Records
141 UT SEC Tourn. History
142 UT Conference Recognition
143 Most Decorated Lady Vols
144 UT SEC Tourn. Records
144 Opp. SEC Tourn. Records
144 SEC In The NCAA Tourn.

RECORDS
146 Great Lady Vol Scorers
153 Great Lady Vol Rebounders
154 UT Team Records
154 Season High & Lows
155 Opponent Records
155 Tennessee In Overtime Games
156 Scoring Records
157 Field Goal Records
158 3-Pt. Field Goal Records
159 Free Throw Records
160 Rebounding Records
161 Assist Records
162 Block Records
163 Steal Records
164 Year-By-Year Leaders
167 Misc. Single Game Records
168 Double-Doubles
169 Lady Vol Records
174 Records By Class
175 Season Avg. By Class
176 Season Statistical Breakdown
178 Final Yearly Rankings
179 Week-By-Week AP Poll
180 Records By Conference
181 Series Records
195 Tourney/Neutral Site Key
196 Year-By-Year Results

MEDIA INFO
214 Media Relations Staff
214 Directions To Arena
214 Hotel/Taxi Info.
215 Media Policies
216 Lady Vol Network
216 Programming/Vol Calls
216 Lady Vol Network Affiliates
217 SEC Quick Facts
217 SEC Media Relations
217 SEC Hoops By The Numbers
218 SEC Media Info.
218 SEC Tournament Info.
218 SEC Ticket Info.

CREDITS

The 2019-20 Tennessee Women's Basketball Media Guide been produced with new material and with historical information originally presented on UTSports.com and previous UT Women's Basketball Media Guides.

Editors: Eric Trainer, Kimberly Hood, Grace Whiteley.

Design and Layout: Eric Trainer, Kimberly Hood.

Photography: UTAD Photography Staff, UT Photography Center, USA Basketball, Patrick Murphy-Racey, William Ewart.

Cover Design: Channing Curtis, 151 Creative

Printing: CCM of Tampa, Fla. Visit volwallart.com to purchase.

The University of Tennessee is an EEO/AA/Title VI/Title IX/Section 504/ADA/ADEA institution in the provision of its education and employment programs and services.

QUICK FACTS

GENERAL INFORMATION

Location ..... Knoxville, Tenn.
Founded ..... 1794 (As Blount College)
Affiliation ..... NCAA Division I
Conference ..... Southeastern (SEC)
Enrollment 29,460
Colors ..... Orange & White
Nickname ..... Lady Volunteers
Mascot ..... Smokey
Band ..... Pride of the Southland
Home Arena/Court ..... Thompson-Boling Arena/The Summitt
Capacity 21,678

UNIVERSITY ATHLETICS PERSONNEL

Interim President ..... Randy Boyd (Tennessee, 1979)
Chancellor ..... Dr. Donde Plowman (SMU, 1974)
Faculty Athletics Representative ..... Dr. Donald Bruce (Drew, 1994)
Vice Chancellor/Director of Athletics .... Phillip Fulmer (Tennessee, 1972)
Senior Woman Administrator /WBB Administrator ..... Angie Boyd-Keck (Tennessee, 1994)

TEAM INFORMATION

2018-19 Overall Record 19-13
2018-19 Overall Record Breakdown . Home (10-7), Away (6-4), Neutral (3-2)
2018-19 SEC Record/Finish 7-9/t8th
2018-19 SEC Record Breakdown Home (3-5), Away (4-4), Neutral (0-0)
NCAA Tournament Finish ..... 1st Round
SEC Tournament Finish ..... Quarterfinals
Final National Rankings ..... nr- AP/nr - USA Today
Letterwinners Returning 6
Letterwinners Lost 4
Starters Returning 2
Starters Lost 3
Newcomers 6

TEAM HISTORY

First Season Of Basketball 1903
All-Time Overall Record ..... 1,363-333 (.804)
All-Time SEC Record ..... 395-78 (.835)
All-Time SEC Tournament Record ..... 79-23 (.775)
All-Time NCAA Tournament Record ..... 125-30 (.806)
All-Time Record At Thompson-Boling Arena ..... 452-45 (.909)
NCAA Appearances/Last 38/2019
NCAA Regional Appearances/Last 34/2016
NCAA Final Four Appearances/Last 18/2008
NCAA Championships/Last 8/2008
SEC Regular Season Championships/Last 18/2015
SEC Tournament Championships/Last 17/2014
WBCA All-Americans/Honors 21/36
WNBA Players 48
Draft Picks/First Round Picks/No. 1 Picks 42/17/3
Olympians/Appearances 14/20
Women's Basketball Hall of Fame Inductees 14

LADY VOL BASKETBALL STAFF

Head Coach ..... Kellie Harper (Tennessee, 1999)
Year At Tennessee ..... First
Career Record/Years ..... 285-208 (.578)/15 Years
Record at Tennessee/Years ..... 0-0 (.000)/First
Career NCAA Appearances As Head Coach ..... Five
Assistant Coach/Recruiting Coord. .. Lacey Goldwire (Okla. State, 2010)
Year At Tennessee/In Coaching First/12th
Assistant Coach ..... Jon Harper (Auburn, 1999)
Year At Tennessee/In Coaching First/19th
Assistant Coach ..... Jennifer Sullivan (Memphis, 2005)
Year At Tennessee/In Coaching First/15th
Director of Basketball Ops. ..... Catherine Greene (North Carolina, 2008)
Director of Recruiting Ops. .. Jessica Jackson (Western Carolina, 2010)
Dir. of Player Relations & Admin ..... Heather Ervin (Troy, 1999)
Dir. of Scouting & Analytics. ..... Alex Varlan (Tennessee, 2013)
Director of WBB Sports Performance. Tyler Watson (Chattanooga, 2014)
Graduate Manager. ..... Caleb Currier (Tennessee, 2019)
Graduate Manager. ..... Josh Theis (Xavier [OH], 2019)
Assoc. Director of Sports Medicine .. Jenna Kennedy (Oregon State, 2013)
Basketball Address .. 207 Thompson-Boling Arena, 1600 Phillip Fulmer Way, 37996
Best Time To Call ..... Contact Media Relations

MEDIA RELATIONS

Assoc. Director - Media Relations/WBB Contact .. Eric Trainer (Arkansas, 1988)
Email Address ..... etrainer@utk.edu
Office Phone ..... (865) 974-8173
Cell Phone ..... (865) 603-2916
Associate A.D. - Communications ..... Tom Satkowiak (Tennessee, 2002)
Director of Football Communications .. Zach Stipe (Ohio Northern, 2008)
Director of Digital & Creative Strategy ..... Kellen Hiser (Wyoming, 2010)
Asst. Dir. - Media Relations/WBB Secondary ... Kimberly Hood (Tennessee, 2008)
Asst. Dir. - Media Relations ..... Akliah Laster (Miami, 2007)
Asst. Dir. - Media Relations ..... Sean Barows (South Florida, 2012)
Asst. Dir. - Media Relations ..... Shane Switzer (Tennessee, 2016)
Asst. Dir. - Media Relations ..... Forest Jersey (Tennessee, 2015)
Asst. Dir. - Media Relations ..... Andy Kovar (Ohio, 2016)
Grad. Asst. - Media Relations ..... Ricky Martinez III (Arizona, 2019)
Grad. Asst. - Media Relations ..... Dom Palumbo (James Madison, 2019)
Grad. Asst. - Media Relations Grace Whiteley (Eastern Washington, 2018)
Press Row Phone Number ..... (865) 974-0110
Media Relations Fax Number ..... (865) 974-1269
Mail/Overnight Address . UT Media Relations, Anderson Training Center, Ground Floor, 1551 Lake Loudoun Blvd., Knoxville, TN 37996
Athletics Website ..... UTSports.com
Women's BB Twitter Account ..... @LadyVol_Hoops
Women's BB Instagram Account ..... LadyVol_Hoops
Women's BB Facebook Page ..... www.facebook.com/BallWithTheLadyVols

LADY VOL NETWORK/IMG COLLEGE

Flagship Station ..... Sports Radio WNML (FM 99.1, AM 990)
Play-By-Play Announcer .. Mickey Dearstone (21st year PxP & 30th overall)
Network Address ..... 6701 Baum Dr., Suite 100, Knoxville, TN 37919
Network Contact/Phone Number ... Glenn Thackston/(865) 212-3570

2019-20 SCHEDULE

Date	Day	Opponent	Location	Time	Broadcast Info.
OCTOBER					
Oct. 29	**Tuesday**	**Carson-Newman (Exh)**	**Knoxville, Tenn.**	**7:00 p.m.**	**SECN+ (Online)**
NOVEMBER					
Nov. 5	Tuesday	@ETSU	Johnson City, Tenn.	7:00 p.m.	TBD
Nov. 7	**Thursday**	**Central Arkansas**	**Knoxville, Tenn.**	**7:00 p.m.**	**SECN+ (Online)**
Nov. 11	Monday	@Notre Dame	Notre Dame, Ind.	7:00 p.m.	ESPN2
Nov. 14	**Thursday**	**Tennessee State**	**Knoxville, Tenn.**	**7:00 p.m.**	**SECN+ (Online)**
Nov. 19	**Tuesday**	**Stetson**	**Knoxville, Tenn.**	**7:00 p.m.**	**SECN+ (Online)**
Nov. 26	**Tuesday**	**Arkansas-Pine Bluff**	**Knoxville, Tenn.**	**7:00 p.m.**	**SECN+ (Online)**
DECEMBER					
Dec. 1	**Sunday**	**Air Force (Salute To Service)**	**Knoxville, Tenn.**	**2:00 p.m.**	**SEC Network**
Dec. 8	**Sunday**	**Texas (Big 12/SEC Challenge)**	**Knoxville, Tenn.**	**2:00 p.m.**	**ESPN2**
Dec. 11	**Wednesday**	**Colorado State**	**Knoxville, Tenn.**	**7:00 p.m.**	**SECN+ (Online)**
Dec. 18	Wednesday	@Stanford	Stanford, Calif.	10:00 p.m.	PAC-12 Networks
Dec. 21	Saturday	@Portland State	Portland, Ore.	5:00 p.m.	Pluto TV Ch. 532 (Online)
Dec. 29	**Sunday**	**Howard**	**Knoxville, Tenn.**	**2:00 p.m.**	**SECN+ (Online)**
JANUARY					
Jan. 2	**Thursday**	**Missouri***	**Knoxville, Tenn.**	**7:08 p.m.**	**SEC Network (Whip.)**
Jan. 5	Sunday	@Kentucky*	Lexington, Ky.	4:00 p.m.	ESPN2 or SEC Network
Jan. 9	Thursday	@Ole Miss*	Oxford, Miss.	8:00 p.m.	SECN+ (Online)
Jan. 12	**Sunday**	**Georgia***	**Knoxville, Tenn.**	**1:00 p.m.**	**SEC Network**
Jan. 16	Thursday	@Florida*	Gainesville, Fla.	6:00 p.m.	SECN+ (Online)
Jan. 20	**Monday**	**Alabama***	**Knoxville, Tenn.**	**7:00 p.m.**	**SEC Network**
Jan. 23	Thursday	@UConn	Hartford, Conn.	7:00 p.m.	ESPN
Jan. 26	**Sunday**	**LSU* (We Back Pat)**	**Knoxville, Tenn.**	**1:00 p.m.**	**SEC Network**
Jan. 30	Thursday	@Vanderbilt*	Nashville, Tenn.	9:00 p.m.	SEC Network
FEBRUARY					
Feb. 2	Sunday	@South Carolina*	Columbia, S.C.	1:00 p.m.	ESPN2
Feb. 6	**Thursday**	**Mississippi State***	**Knoxville, Tenn.**	**6:30 p.m.**	**SEC Network**
Feb. 13	Thursday	@LSU*	Baton Rouge, La.	7:30 p.m.	SECN+ (Online)
Feb. 16	**Sunday**	**Texas A&M***	**Knoxville, Tenn.**	**3:00 p.m.**	**ESPN2**
Feb. 20	Thursday	@Arkansas*	Fayetteville, Ark.	7:00 p.m.	SEC Network
Feb. 23	**Sunday**	**Vanderbilt* (Live Pink)**	**Knoxville, Tenn.**	**Noon**	**ESPN2**
Feb. 27	**Thursday**	**Ole Miss* (Senior Night)**	**Knoxville, Tenn.**	**7:00 p.m.**	**SECN+ (Online)**
MARCH					
Mar. 1	Sunday	@Auburn*	Auburn, Ala.	3:05 p.m.	SEC Network (Whip.)

SEC TOURNAMENT
Dates: March 4-8 (Weds.-Sun.) | Location: Greenville, S.C. | Teams: TBD

NCAA FIRST & SECOND ROUNDS
Dates: 20-23 (Fri.-Mon.) | Location: Campus Sites | Teams: TBD

NCAA REGIONALS
Dates: 27-30 (Fri.-Mon.) | Location: Greenville, S.C. / Ft. Wayne, Ind. / Portland, Ore. / Dallas, Texas | Teams: TBD

APRIL

NCAA FINAL FOUR
Dates: April 3 & 5 (Fri./Sun.) | Location: New Orleans, La. | Teams: TBD

All Times Listed As Eastern / Times, Dates & TV Schedules Subject To Change / TBD - To Be Determined / * - SEC Game / SEC Network (Whip.) - Whiparound coverage / Games listed with multiple networks (e.g.: ESPN2/ESPNU) are considered net flex and will be determined 7-10 days out / SECN+ games are online broadcasts and are available only on WatchESPN via computers, smartphones and tablets. All of the games included in the ESPN package (ESPN, ESPN2, ESPNU) and the SEC Network will be available through WatchESPN, accessible online at WatchESPN.com, on smartphones and tablets via the WatchESPN app, and streamed on televisions through Amazon Fire TV, Apple TV, Chromecast, Roku, Xbox 360 or Xbox One to fans who receive their video subscription from an affiliated provider.

2019-20 TENNESSEE LADY VOLUNTEERS

Front Row (L-R): Zaay Green, Jordan Horston, Rennia Davis, Rae Burrell, Jessie Rennie.
Back Row(L-R): Lou Brown, Jaiden McCoy, Kasiyahna Kushkituah, Tamari Key, Emily Saunders, Kamera Harris, Jazmine Massengill.

NUMERICAL ROSTER

No.	Name	Ht.	Pos.	Yr.	Hometown	High School/Last School
0	Rennia Davis	6-2	G/F	JR	Jacksonville, Fla.	Ribault H.S.
5	Kamera Harris	6-3	F	SR	Hampton, Ga.	Dutchtown H.S.
10	Jessie Rennie	5-8	G	FR	Bendigo, Australia	Bendigo Senior Secondary College
11	Kasiyahna Kushkituah	6-4	C	JR	Atlanta, Ga.	St. Francis H.S.
12	Rae Burrell	6-1	G/F	SO	Las Vegas, Nev.	Liberty H.S.
13	Jazmine Massengill	6-0	G	SO	Chattanooga, Tenn.	Hamilton Heights Christian Academy
14	Zaay Green	6-0	G	SO	Duncanville, Texas	Duncanville H.S.
15	Jaiden McCoy	6-3	F	R-JR	Knoxville, Tenn.	Farragut H.S./N.W. Fla. State College
20	Tamari Key	6-5	C	FR	Cary, N.C.	Cary H.S.
21	Lou Brown	6-3	F	R-SR	Melbourne, Australia	Australian Inst. of Sport/Wash. St.
25	Jordan Horston	6-2	G	FR	Columbus, Ohio	Africentric Early College
31	Emily Saunders	6-5	C	FR	Mullens, W. Va.	Wyoming East H.S. (New Richmond, W. Va.)

ALPHABETICAL ROSTER

No.	Name	Ht.	Pos.	Yr.	Hometown	High School/Last School
21	Lou Brown	6-3	F	R-SR	Melbourne, Australia	Australian Inst. of Sport/Wash. St.
12	Rae Burrell	6-1	G/F	SO	Las Vegas, Nev.	Liberty H.S.
0	Rennia Davis	6-2	G/F	JR	Jacksonville, Fla.	Ribault H.S.
14	Zaay Green	6-0	G	SO	Duncanville, Texas	Duncanville H.S.
5	Kamera Harris	6-3	F	SR	Hampton, Ga.	Dutchtown H.S.
25	Jordan Horston	6-2	G	FR	Columbus, Ohio	Africentric Early College
20	Tamari Key	6-5	C	FR	Cary, N.C.	Cary H.S.
11	Kasiyahna Kushkituah	6-4	C	JR	Atlanta, Ga.	St. Francis H.S.
13	Jazmine Massengill	6-0	G	SO	Chattanooga, Tenn.	Hamilton Heights Christian Academy
15	Jaiden McCoy	6-3	F	R-JR	Knoxville, Tenn.	Farragut H.S./N.W. Fla. State College
10	Jessie Rennie	5-8	G	FR	Bendigo, Australia	Bendigo Senior Secondary College
31	Emily Saunders	6-5	C	FR	Mullens, W. Va.	Wyoming East H.S. (New Richmond, W. Va.)

STAFF

Kellie Harper – Head Coach
Lacey Goldwire – Assistant Coach/Recruiting Coord.
Jon Harper – Assistant Coach
Jennifer Sullivan – Assistant Coach
Catherine Greene – Director of Basketball Operations
Jessica Jackson – Director of Recruiting Operations
Heather Ervin – Director of Player Relations & Admin.
Alex Varlan – Director of Scouting & Analytics
Caleb Currier – Graduate Manager
Josh Theis – Graduate Manager
Tyler Watson – Director of Sports Performance
Jenna Kennedy – Associate Director of Sports Medicine

PRONUNCIATION GUIDE

Jessie **Rennie** –REN-ee
Kamera Harris – CAM-er-ruh
Kasiyahna "Kasi" Kushkituah – CASS-ee-YAW-nuh (CASS-ee) kush-KITTA-wuh
Rae **Burrell** – burr-ELL
Rennia Davis – reh-NYE-uh
Tamari Key – tuh-MAR-ee
Zaay Green – ZAY

SQUAD BREAKDOWN

STARTERS RETURNING (2)

No.	Name	Pos	Ht	Cl	Pts	Rebs	Asts	Notes
0	Rennia Davis	G/F	6-2	JR	14.9	7.7	1.4	All-SEC Second Team, 34 3FGs
14	Zaay Green	G	6-0	SO	9.6	4.0	2.3	SEC All-Freshman, 24 starts

OTHER LETTERWINNERS RETURNING (4)

No.	Name	Pos	Ht	Cl	Pts	Rebs	Asts	Notes
11	Kasiyahna Kushkituah	C	6-4	JR	4.8	3.5	0.4	.519 (56-108) FG%, 11 starts
12	Rae Burrell	G/F	6-1	SO	3.6	2.8	0.4	Played in all 32 games
13	Jazmine Massengill	G	6-0	SO	3.4	3.4	1.3	Played in all 32 games/1 start
5	Kamera Harris	F	6-3	SR	0.6	1.0	0.1	Played in career-high 19 games

NEWCOMERS (6)

No.	Name	Pos	Ht	Cl	Pts	Rebs	Asts	Notes
21	Lou Brown^	F	6-3	R-SR	6.4*	6.0*	1.8*	80 career 3FGs, 71 starts at WSU
15	Jaiden McCoy	F	6-3	R-JR	10.9$	6.1$	----	.571 (152-266) FG%, All-Panhandle Conf.
25	Jordan Horston	G	6-2	FR	18.1	8.0	6.0	McDonald's A-A, No. 2 by espnW HoopGurlz
20	Tamari Key	C	6-5	FR	16.5	8.8	----	3.4 bpg., No. 46 by espnW HoopGurlz
31	Emily Saunders	C	6-5	FR	13.1	6.6	----	4.5 bpg., No. 88 by ProspectsNation.com
10	Jessie Rennie	G	5-8	FR	6.2#	----	----	.382 (13-34) 3FG%, .917 (11-12) FT%#

^ Missed 2018-19 season due to injury / * Stats from 2017-18 season at Washington State / $ Stats from 2018-19 at Northwest Florida State College / # Stats from 2017 with Bendigo Lady Braves club team

STARTERS LOST (3)

No.	Name	Pos	Ht	Cl	Pts	Rebs	Asts	Notes
2	Evina Westbrook	PG	6-0	SO	14.9	3.6	5.3	38 3FGs/49 steals
10	Meme Jackson	G/F	5-11	SR	10.8	2.9	2.3	54 3FGs/.829 FT%
15	Cheridene Green	F	6-3	R-SR	9.0	7.6	1.0	.548 (114-208) FG%/16 blocks

OTHER LOSSES (1)

No.	Name	Pos	Ht	Cl	Pts	Rebs	Asts	Notes
4	Mimi Collins	F	6-3	FR	5.5	3.4	0.3	.508 (64-126) FG%/.533 (8-15) 3FG%

PRESEASON NOTEBOOK

THE KELLIE HARPER ERA BEGINS

- Former Lady Vol Kellie Harper takes the reins at Tennessee after leading Missouri State to a Sweet 16 appearance in last season's NCAA Tournament.
- Harper, a native of Sparta, Tenn. (White County H.S.), played point guard at Tennessee from 1995-99, helping lead the Lady Vols to an NCAA Championship three-peat in 1996, 1997 and 1998. The '98 squad went 39-0.
- In 15 seasons as a head coach, Harper is 285-208 and is one of only 11 coaches to lead three different women's programs to NCAA Tournament appearances (Western Carolina/NC State/Missouri State).
- She will attempt to join Jim Foster in becoming the only coaches to take four different women's teams to the NCAA tourney.
- Harper has rebuilt and directed teams to 12 postseason appearances (5 NCAA/7 WNIT) during her career.
- The LVFL was 118-79 at Missouri State in six seasons, earning 2019 Kay Yow National Coach of the Year and 2019 MVC Coach of the Year accolades last season for leading the Lady Bears to the NCAA Sweet 16.
- She guided Missouri State to 2016 & 2019 MVC tourney titles, two NCAA appearances (2016, 2019) and three WNIT berths (2015, 2017, 2018).

HARPER'S STAFF

- Harper's staff includes husband Jon Harper as well as Lacey Goldwire and Jennifer Sullivan, who were at Arkansas and Ohio State, respectively, last year.
- Jon Harper is in his 16th season as a vital member of Kellie Harper's staff and assists with all aspects of the program. The two have worked together since they were assistants at Chattanooga from 2001-04.
- The 2019-20 campaign marks Lacey Goldwire's first as assistant coach and recruiting coordinator at UT, her eighth season as a full-time coach and her 12th year overall in the coaching profession, including stops at Oklahoma State, Morehead State, Iowa, Arkansas and now Rocky Top. She has been part of programs that have earned postseason berths in nine of 11 seasons.
- Jennifer Sullivan is in her first season at UT after spending the 2018-19 campaign as an assistant at Ohio State. Sullivan was an integral part of Kellie Harper's program at Missouri State from 2013-18, serving as an assistant coach and recruiting coordinator there alongside current UT colleague Jon Harper. She has 14 years of experience under her belt as an assistant.
- Catherine Greene is in her first season as director of basketball operations at Tennessee. She arrived on Rocky Top after serving from 2017-19 as the director of student-athlete enrichment for the University of North Carolina women's basketball program
- Director of Scouting and Analytics Alex Varlan previously had the title of video coordinator and is one of two members of the previous basketball staff to be retained.
- Heather Ervin is the director of player relations and administration and joins Varlan has a returning staff member. She is in her fourth year with the Lady Vol program and previ-

PRESEASON NOTEBOOK (CONTINUED)

ously served as director of recruiting operations and player personnel.
- Director of recruiting operations Jessica Jackson was on Harper's staff at Missouri State, played for Harper at Western Carolina and served as a graduate assistant with Harper at NC State.
- Tyler Watson is in his first year as the director of women's basketball sports performance. He previously worked with Harper as an assistant strength and conditioning coach at Missouri State.

FAMILY AFFAIR
- In addition to having two coaches named Harper, expect to see a lot of the Harper children around the team.
- Jackson (turns six in November) and Kiley (1) are a big part of the Lady Vol family, and Tennessee followers can expect to see them around the program.
- Both traveled with the team during the 2019 European Tour and found 12 new Lady Vol sisters who enjoyed spending time with them.
- Coach Kellie Harper sees the Harper family and the Lady Vol Basketball family as one cohesive unit.

THE RETURNEES
- Tennessee returns two starters and six total letterwinners from last season's 19-13 squad that fell in the NCAA First Round.
- The Lady Vols return two highly-regarded starters in 6-2 junior guard/forward Rennia Davis (14.9 ppg., 7.7 rpg.) and 6-0 sophomore guard Zaay Green (9.4 ppg., 4.0 rpg., 2.3 apg.).
- Davis was a WBCA All-America Honorable Mention selection and All-SEC Second Team choice, while Green was named to the SEC All-Freshman Team.
- Top returning reserves include 6-4 junior center Kasiyahna Kushkituah (4.8 ppg., 3.5 rpg.), sophomore wing Rae Burrell (3.6 ppg., 2.8 rpg.) and sophomore point guard Jazmine Massengill (3.4 ppg., 3.4 rpg., 1.3 apg.). Also back is 6-3 senior forward Kamera Harris.
- Kushkituah started 11 games and was averaging 10.2 ppg. and 6.2 rpg. in 24.8 mpg. through five games before a knee injury forced her out of action for two contests and set back her progress significantly. Burrell and Massengill, meanwhile, played in all 32 games a year ago.

EYE ON THE RECORD BOOKS
- Rennia Davis' scoring average (14.9) tied her for No. 5 all-time by a UT sophomore, while her rebound average (7.7) was ninth-best by a second-year Lady Vol.
- In career rebounding, Davis stands at No. 10 all-time at UT with an average of 7.66 per contest.
- In career free throw percentage, Davis ranks No. 10 in school history at .805 (140-174).
- For career double-doubles, Davis has posted 18, which ties her for 20th entering her junior year.
- Davis stands 141 points away from becoming the 46th player to score 1,000 points during her Lady Vol career.

BROWN GETS SIXTH YEAR FROM NCAA
- Tennessee has a seventh player who was on the roster last season but didn't play due to injury.
- Graduate transfer Lou Brown, who came from Washington State and hails from Melbourne, Australia, has been granted a sixth season of eligibility due to an injury suffered prior to the 2018-19 season.
- On Oct. 17, 2018, Brown tore the ACL in her right knee and was lost for the year. She remained a key part of the team at practice and games, always encouraging her teammates.
- Brown is UT's second-ever international player and the first from Australia.
- Brown averaged 6.4 points, 6.0 rebounds and knocked down 29 three-pointers while starting 23 of 28 games as a redshirt junior in 2017-18 for the Cougars.
- For her career, she tallied 529 points, 167 rebounds, 106 assists, 88 steals, 80 three-pointers and 66 blocks while drawing 71 starts in 95 contests.
- Brown was ranked No. 2 by ProspectsNation.com among international high school recruits in 2014.

NO. 9-RANKED FRESHMAN CLASS
- UT has the No. 9 ranked signing class in the nation, according to espnW HoopGurlz.
- The group is led by 6-2 freshman guard Jordan Horston, ranked as the No. 2 player overall and No. 1 guard in the nation. She was the MVP of the 2019 McDonald's All-America Game.
- Also included in that rookie group are 6-5 posts Tamari Key and Emily Saunders, ranked as a five-star by espnW HoopGurlz and a four-star by ProspectsNation.com, respectively.
- UT also added 5-foot-8 three-point ace Jessie Rennie from Bendigo, Australia, and 6-3 forward Jaiden McCoy, a Knoxville native who played at Northwest Florida State College and earned All-Panhandle Conference honors last season.

LADY VOLS FEATURE TALLEST ROSTER
- The 2019-20 squad is the tallest team in Lady Vol history, averaging 74 inches tall or 6-2.
- The 2018-19 squad tied with the 2005-06 unit as the previous tallest teams, averaging 6-1 41/64 in height. The 2017-18 team was fourth at 6-1 19/32, followed by the 2016-17 and 2003-04 groups in fifth at 6-1.
- Tennessee has only one player standing shorter than six-feet tall, and that is 5-8 freshman guard Jessie Rennie.
- This year's Lady Vols have 11 players standing 6-feet tall or higher, marking the most in program history.
- This marks the fourth time in school history that the Lady Vols have sported 10 or more players standing six-feet tall or higher on a roster. The other occasions were in 2009-10, 2014-15 and 2018-19, when UT had 10.
- The Lady Vols feature six players 6-3 or taller, marking the third time that has occurred. The only other times UT has had six on the roster standing 6-3 or taller occurred in 2005-06 and 2004-05.

YOUNG AND FULL OF POTENTIAL
- Seven of Tennessee's 12 players are freshmen or sophomores. There are four freshmen and three sophomores.
- The Lady Vols have two seniors, and one (Lou Brown) sat out last season due to injury, and the other (Kamera Harris) saw action in 19 contests and averaged 6.8 minutes per game.
- Besides Rennia Davis (31 games/30 starts) and Zaay Green (32 games/24 starts), UT returns four players who started a combined 12 games a year ago.

TWO IN GRADUATE SCHOOL
- Two Lady Vols already possess undergraduate degrees and are working toward master's degrees in communication and information with concentration in journalism and electronic media.
- Lou Brown earned a degree in sport management from Washington State in May 2018.
- Kamera Harris earned a degree in recreation and sport management in May 2019.

LEADERSHIP DEVELOPMENT

- Junior Rennia Davis is a member of the VOLeaders Academy Class of 2020. The first-of-its-kind program is a dynamic partnership between the UT Center for Leadership and Service, the Center for Sport, Peace and Society and the Athletics Department.
- Senior Kamera Harris serves as the women's basketball representative for UT's Student-Athlete Advisory Committee. She also is a member of the SEC Student-Athlete Leadership Council.
- Freshman Tamari Key is serving as a women's basketball representative for UT's Student-Athlete Advisory Committee this season as well.

LADY VOLS BOND ON EUROPEAN TOUR

- Tennessee, which features a new coaching staff, a roster of 12 with six returnees and a half dozen others eyeing their first year on the floor at Rocky Top, went 3-0 on a trip to Western Europe from August 5-15.
- UT traveled to The Netherlands, Belgium and France on the excursion, which balanced practice, games, educational activities and visits to tourist sites.
- The Lady Vols defeated Dozy BV Den Helder in the city of Den Helder, Netherlands, 97-45, on Aug. 8. They then cruised by KBBC Upkot Sparta Laarne in Laarne, Belgium, 106-64, on Aug. 10. UT closed out the tour in France by rolling past AK Select in the village of Brétigny-sur-Orge, 93-43, on Aug. 13.
- Sophomores Rae Burrell and Zaay Green scored in double figures all three games for the Lady Vols, while junior Rennia Davis and freshman Jordan Horston did so twice, and junior Kasiyahna Kushkituah and freshman Tamari Key each surpassed 10 points once each. Davis had the single-game high for the tour with 25 points vs. KBBC Upkot Sparta Laarne, while Burrell had 19 vs. AK Select.
- Four players tallied double-digit totals in rebounding during the trip, including sophomore Jazmine Massengill, Key, Burrell and Davis. Massengill had 12 vs. KBBC Upkot Sparta Laarne, while Key had 11 against Dozy BV Den Helder.
- Davis dished out eight assists vs. AK Select, while Massengill had six each vs. Dozy BV Den Helder and KBBC Upkot Sparta Laarne. Burrell had the tour high for steals with five vs. AK Select.
- Among their highlights off the court, the Lady Vols enjoyed a boat tour of Amsterdam's canals, visited the Anne Frank House and saw the windmills of Zaanse Schans while in The Netherlands.
- They strolled the streets of the beautiful and historic cities of Ghent and Bruges while in Belgium, took a tour of the Gravensteen Castle and enjoyed sampling waffles, chocolate and other Belgian delicacies.
- The final leg of the journey was to France, and the tour included a visit to Normandy to see Omaha Beach, the American cemetery and other World War II historic sites. Time in Paris included a Seine River cruise, ascending the Eiffel Tower at night and a visit to The Louvre.

A LOOK AT NON-CONFERENCE SLATE

- The Lady Vols host Carson-Newman in an exhibition game on Oct. 29. After opening the regular season on the road at East Tennessee State on Nov. 5, UT plays eight of its next 11 on Rocky Top. In addition to a Dec. 8 showdown with perennial rival #14 Texas, the Big Orange women play host to Central Arkansas (Nov. 7), Tennessee State (Nov. 14), Stetson (Nov. 19), Arkansas-Pine Bluff (Nov. 26), Air Force (Dec. 1), Colorado State (Dec. 11) and Howard (Dec. 29).
- The rest of the non-conference road slate isn't for the faint of heart. UT travels to defending NCAA runner-up and No. 20 preseason Notre Dame (Nov. 11) in the earliest-ever match-up between the schools. The Lady Vols also play at No. 4 Stanford (Dec. 18) and Portland State (Dec. 21) and renew a storied rivalry with No. 3 UConn (Jan. 23) at Hartford in a contest that will benefit the Pat Summitt Foundation and the Naismith Memorial Basketball Hall of Fame.

SURVEYING THE SEC SCHEDULE

- The Lady Vols open SEC action at home vs. Missouri on Jan. 2 before hitting the road for back-to-back games at No. 13 Kentucky and Ole Miss on Jan. 5 and 9, respectively.
- In addition to its battle vs. UK, Tennessee will face ranked SEC foes in home games vs. No. 9 Mississippi State (Feb. 6) and No. 10 Texas A&M (Feb. 16) as well as road contests vs. No. 7 South Carolina (Feb. 2) and No. 19 Arkansas (Feb. 10).
- The remaining home schedule includes Georgia (Jan. 12), Alabama (Jan. 20), LSU (Jan. 26), Vanderbilt (Feb. 23) and Ole Miss (Feb. 27).
- Other SEC road trips include stops at Florida (Jan. 16), Vanderbilt (Jan. 30), LSU (Feb. 13) and Auburn (March 1).

RIVALRY RENEWED

- The Naismith Memorial Basketball Hall of Fame has organized a renewal of the historic series between the Tennessee Lady Volunteers and the UConn Huskies, starting in the 2019-20 season.
- As a longstanding rivalry, the teams consistently met from 1995-2007 but have not faced each other since. Widely regarded as the two most successful women's programs in the country, Tennessee and UConn account for 19 National Championships, dozens of impact players in the WNBA and many of the sport's all-time greats.
- As part of the two-year series, UConn will host Tennessee during the 2019-20 season with a portion of the proceeds benefitting the Pat Summitt Foundation and the Naismith Memorial Basketball Hall of Fame. In the 2020-21 season, the Lady Vols will host the Huskies in Knoxville (date to be determined), with a portion of the proceeds again benefiting the Pat Summitt Foundation and the Naismith Memorial Basketball Hall of Fame, as well as the Women's Basketball Hall of Fame.
- This year's contest will take place in Hartford, Connecticut, at 7 p.m. on Jan. 23. ESPN will televise the match-up.

FIVE MCDONALD'S A-As ON ROSTER

- Tennessee has five McDonald's All-Americans on its 2019-20 roster, which is one fewer than it had a year ago.
- Those players are juniors Rennia Davis and Kasiyahna Kushkituah, sophomores Zaay Green and Jazmine Massengill and freshman Jordan Horston.
- Horston was named the MVP of the 2019 contest in Atlanta, Ga. She became the sixth Lady Vol signee to earn that honor, following Shanna Zolman (2002), Alexis Hornbuckle (2004), Meighan Simmons (2010), Mercedes Russell (2013) and Te'a Cooper (2015).
- Tennessee now has had 35 McDonald's All-Americans on its rosters through the years.

THREE STRAIGHT TOP 10 SIGNING CLASSES

- Tennessee has welcomed three consecutive top 10 signing classes in 2017 (No. 1), 2018 (No. 4) and 2019 (No. 9), according to the espnW HoopGurlz rankings.
- Top 60 players from those classes at Tennessee right now include Rennia Davis (No. 12) and Kasiyahna Kushkituah (No. 55) in 2017; Zaay Green (No. 10) Jazmine Massengill (No. 25) and Rae Burrell (No. 43) in 2018; and Jordan Horston (No. 2) and Tamari Key (46) in 2019.

CARSON-NEWMAN
LADY EAGLES (EXH.)

10-29 | KNOXVILLE, TENN.

QUICK FACTS
Location: Jefferson City, Tenn.
Arena: Holt Fieldhouse (2,000)
Colors: Orange, Blue and White
Interim President: Dr. Paul M. Percy
Enrollment: 2,560
Director of Athletics: Matt Pope
Conference: South Atlantic

COACHING STAFF
Head Coach (Alma Mater/Year): Mike Mincey (King University '96)
Record/Year at CNU: 159-79/9th
Career Record/Year: 159-79/9th
Assistant Coach: Tatum Burstrom (Carson-Newman '16)

SEASON OUTLOOK
2018-19 Record: 22-8
2018-19 Conf. Record/Finish: 15-5/T-2nd
Postseason: Region Quarterfinal
Starters Back/Lost: 3/2
Letterwinners Back/Lost: 11/3
Newcomers: 3
Series Record: UT 14-2
Last Meeting: Nov. 5, 2018, UT 128-59*
**exhibition*

2019-20 SCHEDULE
Oct. 29	**at Tennessee (Exh.)**
Nov. 8	vs. USC Aiken
Nov. 9	at Lander
Nov. 16	King (Tenn.)
Nov. 16	at King (Tenn.)
Nov. 22	vs. Clayton State
Nov. 23	at North Georiga
Nov. 26	Lincoln Memorial
Nov. 30	Wingate
Dec. 7	at Anderson (S.C.)
Dec. 14	Coker
Dec. 18	Mars HIII
Jan. 4	at Catawba
Jan. 8	at Lenoir-Rhyne
Jan. 11	Queens (N.C.)
Jan. 15	Tusculum
Jan. 18	at Newberry
Jan. 22	Virginia-Wise
Jan. 25	at Wingate
Jan. 29	at Lincoln Memorial
Feb. 1	Anderson (S.C.)
Feb. 5	at Mars HIII
Feb. 8	at Coker
Feb. 12	Lenoir-Rhyne
Feb. 15	Catawba
Feb. 19	at Tusculum
Feb. 22	at Queens (N.C.)
Feb. 26	at Virginia-Wse
Feb. 29	Newberry

MEDIA CONTACT INFO
Michael Wottreng, Basketball SID
mwottreng@cn.edu
2130 S. Branner Ave.
Jefferson City, TN 37760
Office: (865) 471-3477 • **Cell:** (513) 330-2582
Fax: (865) 471-3514
www.cneagles.com

ETSU
BUCCANEERS

11-5 | JOHNSON CITY, TENN.

QUICK FACTS
Location: Johnson City, Tenn.
Arena: Freedom Hall (6,149)/ Brooks Gym (3,500)
Colors: Navy Blue and Yellow Gold
President: Dr. Brian Noland
Enrollment: 14,957
Director of Athletics: Scott Carter
Conference: Southern

COACHING STAFF
Head Coach (Alma Mater/Year): Brittney Ezell (Alabama '99)
Record/Year at ETSU: 92-95/7th
Career Record/Year: 212-208/14th
Assistant Coaches: Ashley Houts (Georgia '10), Kelly Mathis (Pfeiffer '09), Keisha McClinic (MTSU '04)

SEASON OUTLOOK
2018-19 Record: 10-21
2018-19 Conf. Record/Finish: 8-6/T-3rd
Postseason: N/A
Starters Back/Lost: 2/3
Letterwinners Back/Lost: 9/5
Newcomers: 6
Series Record: UT 22-2-1
Last Meeting: Dec. 12, 2018, UT 80-61

2019-20 SCHEDULE
Nov. 5	**at Tennessee**
Nov. 8	at Liberty
Nov. 14	at High Point
Nov. 18	at North Carolna A&T
Nov. 21	Radford
Nov. 23	UNC-Asheville
Nov. 25	at Appalachian State
Nov. 30	Davidson
Dec. 5	Wake Forest
Dec. 8	Cleveland State
Dec. 11	at Troy
Dec. 15	at Georiga Tech
Dec. 20	South Alabama
Dec. 31	Converse College
Jan. 4	at Cornell
Jan. 9	at UNCG
Jan. 11	at Western Carolina
Jan. 16	Furman
Jan. 18	Wofford
Jan. 23	at Mercer
Jan. 25	at Samford
Feb. 1	Chattanooga
Feb. 6	Western Carolina
Feb. 8	UNCG
Feb. 13	at Wofford
Feb. 15	at Furman
Feb. 20	Samford
Feb. 22	Mercer
Feb. 29	at Chattanooga

MEDIA CONTACT INFO
Mike Gallagher, Basketball SID
gallaghermp@etsu.edu
P.O. BOX 70707 JOHNSON CITY, TN 37614
Office: (423) 439-6512 • **Cell:** (413) 822-6253
www.etsubucs.com

CENTRAL ARKANSAS
SUGAR BEARS

11-7 | KNOXVILLE, TENN.

QUICK FACTS
Location: Conway, Ark.
Arena: Farris Center (5,000)
Colors: Grey and Purple
President: Dr. Houston Davis
Enrollment: 10,870
Director of Athletics: Dr. Brad Teague
Conference: Southland

COACHING STAFF
Head Coach (Alma Mater/Year): Sandra Rushing (Alabama '86),
Record/Year at UCA: 141-78/8th
Career Record/Year: 545-333/29th
Assistant Coaches: Jason Conner (Belhaven, '87), Nakeia Guiden (Central Arkansas '12), Jordan Rogers

SEASON OUTLOOK
2018-19 Record: 12-18
2018-19 Conf. Record/Finish: 6-12/8th
Postseason: N/A
Starters Back/Lost: 2/3
Letterwinners Back/Lost: 6/7
Newcomers: 7
Series Record: UT 2-0
Last Meeting: Nov. 30, 2017, UT 77-34

2019-20 SCHEDULE
Nov. 7	**at Tennessee**
Nov. 12	Hendrix College
Nov. 16	at Little Rock
Nov. 22	at Tulane University
Nov. 25	at Northern Kentucky
Nov. 30	Jackson State
Dec. 4	at Texas A&M
Dec. 7	Crowley's Ridge
Dec. 15	Central Baptist
Dec. 18	at Incarnate World
Dec. 21	at Texas A&M - Corpus Christi
Jan. 1	Houston Baptist
Jan. 4	at McNeese State
Jan. 8	New Orleans
Jan. 11	Sam Houston
Jan. 15	at Stephen F. Austin
Jan. 18	at Nicholls State
Jan. 25	Abilene Christian
Jan. 29	at Southeastern Louisiana
Feb. 1	Northwestern State
Feb. 5	Lamar
Feb. 8	McNeese State
Feb. 12	at New Orleans
Feb. 15	at Sam Houston
Feb. 19	Stephen F. Austin
Feb. 22	Nicholls State
Feb. 29	at Abilene Christian
March 4	Southeastern Louisiana
March 7	Northwestern State

MEDIA CONTACT INFO
Josh Goff, Basketball SID
jgoff@uca.edu
PO Box 5004
Conway, AR 72035
Office: (501)-450-5695
www.ucasports.com

NOTRE DAME
FIGHTING IRISH

11-11 | NOTRE DAME, IND.

QUICK FACTS
Location: Notre Dame, Ind.
Arena: Purcell Pavilion/Joyce Center (9,149)
Colors: Gold and Blue
President: Rev. John I. Jenkins, C.S.C.
Enrollment: 12,393
Director of Athletics: Jack Swarbrick
Conference: Atlantic Coast

COACHING STAFF
Head Coach (Alma Mater/Year): Muffet McGraw (St. Joseph's (Pa.) '77)
Record/Year at ND: 835-234/33rd
Career Record/Year: 923-275/38th
Associate Head Coaches: Carol Owens (Northern Illinois '90), Niele Ivey (Notre Dame '00), Beth Cunningham (Notre Dame '97)

SEASON OUTLOOK
2018-19 Record: 35-4
2018-19 Conf. Record/Finish: 14-2/T1st
Postseason: NCAA Runner Up
Starters Back/Lost: 0/5
Letterwinners Back/Lost: 6/8
Newcomers: 4
Series Record: UT 21-8
Last Meeting: Jan. 24, 2019, ND 77-62

2019-20 SCHEDULE

Nov. 5	at Fordham
Nov. 8	Loyola University
Nov. 11	**Tennessee**
Nov. 14	Michigan State
Nov. 20	Toledo
Nov. 23	at Michigan
Nov. 28	vs. FGCU
Nov. 29	vs. South Dakota State
Nov. 30	vs. USF
Dec. 4	Minnesota
Dec. 8	at UConn
Dec. 11	DePaul
Dec. 21	Guelph
Dec. 29	Clemson
Jan. 2	at Pittsburgh
Jan. 5	at Syracuse
Jan. 9	Boston College
Jan. 12	North Carolina State
Jan. 16	at Duke
Jan. 19	Miami
Jan. 26	at Virginia
Jan. 30	Louisville
Feb. 2	at Georgia Tech
Feb. 6	at Wake Forest
Feb. 9	Pittsburgh
Feb. 13	at Boston College
Feb. 16	at Louisville
Feb. 20	Virginia Tech
Feb. 23	Syracuse
Feb. 27	North Carolina
March 1	at Florida State

MEDIA CONTACT INFO
Josh Bates, Basketball SID
jbates2@nd.edu
113 Joyce Center, Notre Dame, IN 46556
Office: (574) 631-6453 • **Cell:** (574) 310-9954
Press Row: (574) 631-5309 • **Fax:** (574) 631-7941
www.und.com

TENNESSEE STATE
LADY TIGERS

11-14 | KNOXVILLE, TENN.

QUICK FACTS
Location: Nashville, Tenn.
Arena: Gentry Center (8,000)
Colors: Reflex Blue and White
President: Dr. Glenda Glover
Enrollment: 9,165
Director of Athletics: Teresa L. Phillips
Conference: Ohio Valley

COACHING STAFF
Head Coach (Alma Mater/Year): Jessica Kern (Penn State,'02)
Career Record/Year at TSU: 5-25/3rd
Career Record/Year: 72-131/8th
Assistant Coaches: Deont'a McChester (Keuka College, '07), Chelsea Hudson (Tennessee State, '13)

SEASON OUTLOOK
2018-19 Record: 5-25
2018-19 Conf. Record/Finish: 5-13/11th
Postseason: N/A
Starters Back/Lost: 2/3
Letterwinners Back/Lost: 8/5
Newcomers: 6
Series Record: UT 5-0
Last Meeting: Nov. 30, 2016, UT 86-36

2019-20 SCHEDULE

Nov. 1	Virginia Lynchburg (Exh.)
Nov. 9	Cincinnati Christian
Nov. 14	**at Tennessee**
Nov. 18	North Alabama
Nov. 21	Alcorn State
Nov. 25	Vanderbilt
Nov. 30	at South Alabama
Dec. 8	Lipscomb
Dec. 12	at Arizona
Dec. 15	Fisk University
Dec. 30	Columbia
Jan. 2	Eastern Illinois
Jan. 4	SIU-Edwardsville
Jan. 9	at Tennessee Martin
Jan. 11	at SE Missouri State
Jan. 16	Morehead State
Jan. 18	Eastern Kentucky
Jan. 23	at Austin Peay
Jan. 25	at Murray State
Jan. 30	at Jacksonville State
Feb. 1	at Tennessee Tech
Feb. 6	Austin Peay
Feb. 8	Murray State
Feb. 13	at Belmont
Feb. 15	Tennessee Tech
Feb. 20	at Eastern Kentucky
Feb. 22	at Morehead State
Feb. 27	Jacksonville State
Feb. 29	Belmont

MEDIA CONTACT INFO
Zekeya Harrison, Basketball SID
zanderson01@tnstate.edu
Tennessee State University - Athletics Box 9603
3500 John Merritt Blvd.
Nashville, TN. 37209
Office: (615) 963-1867 • **Cell:** (615) 963-5363
Press Row: (615) 963-7616
www.tsutigers.com

STETSON
HATTERS

11-19 | KNOXVILLE, TENN.

QUICK FACTS
Location: DeLand, Fla.
Arena: Edmunds Center (4,000)
Colors: Green and White
President: Dr. Wendy B. Libby
Enrollment: 3,150
Director of Athletics: Jeff Altier
Conference: ASUN Conference

COACHING STAFF
Head Coach (Alma Mater/Year): Lynn Bria (University of Charleston, '90)
Career Record/Year at SU: 210-145/12th
Career Record/Year: 585-358/25th
Assistant Coaches: Tron Griffin (Bethune-Cookman, '06), Shanasa Sanders (Stetson, '13), Tim Sylver (USF, '13)

SEASON OUTLOOK
2018-19 Record: 16-16
2018-19 Conf. Record/Finish: 11-5/2nd
Postseason: WNIT First Round
Starters Back/Lost: 3/2
Letterwinners Back/Lost: 6/5
Newcomers: 9
Series Record: UT 7-0
Last Meeting: Dec. 5, 2018, UT 65-55

2019-20 SCHEDULE

Nov. 5	Palm Beach Atlantic
Nov. 13	at Kentucky
Nov. 15	at Morehead State
Nov. 16	vs. Saint Francis
Nov. 19	**at Tennessee**
Nov. 23	Trinity Baptist
Nov. 27	at UCF
Dec. 3	Florida National
Dec. 7	at Penn
Dec. 15	Tulsa
Dec. 19	Canisius
Dec. 20	Bethune-Cookman
Dec. 30	Holy Cross
Jan. 4	at Kennesaw State
Jan. 6	Lipscomb
Jan. 11	Florida Gulf Coast
Jan. 18	at Jacksonville
Jan. 20	at North Alabama
Jan. 25	Liberty
Jan. 27	NJIT
Feb. 1	at Lipscomb
Feb. 3	at North Florida
Feb. 10	at Florida Gulf Coast
Feb. 15	Kennesaw State
Feb. 17	North Alabama
Feb. 22	at Liberty
Feb. 24	at NJIT
Feb. 29	Jacksnoville
March 2	North Florida

MEDIA CONTACT INFO
Jamie Bataille, Basketball SID
jbataill@stetson.edu
Athletic Communications Office
421 N. Woodland Blvd. Box 8359
DeLand, FL 32723
Office: (386) 822-8131 • **Cell:** (386) 748-4586
www.gohatters.com

ARKANSAS-PINE BLUFF
GOLDEN LIONS

11-26 | KNOXVILLE, TENN.

QUICK FACTS
Location: Pine Bluff, Ark.
Arena: H.O. Clemmons Arena (4,100)
Colors: Gold and Black
President: Dr. Laurence Alexander
Enrollment: 2,473
Acting Director of Athletics: Keith McCluney
Conference: Southwest Athletic

COACHING STAFF
Head Coach (Alma Mater/Year): Dawn Brown (Jackson State)
Record/Year at UAPB: 0-0/1st
Career Record/Years: N/A
Associate Head Coach: Kyle Adams
Assistant Coach: Nicole Mealing

SEASON OUTLOOK
2018-19 Record: 5-20
2018-19 Conf. Record/Finish: 2-16/10th
Postseason: N/A
Starters Back/Lost: N/A
Letterwinners Back/Lost: N/A
Newcomers: 11
Series Record: First Meeting
Last Meeting: N/A

2019-20 SCHEDULE
Nov. 8	at Coastal Carolina
Nov. 19	at Milwaukee
Nov. 21	at Illinois
Nov. 26	**at Tennessee**
Nov. 29	at Iowa State
Dec. 4	at Washington State
Dec. 10	at Arkansas State
Dec. 16	at Wichita State
Dec. 20	at Texas Tech
Dec. 28	Philander Smith College
Jan. 4	at Mississippi Valley St.
Jan. 11	at Alabama A&M
Jan. 13	at Alabama State
Jan. 18	Southern University
Jan. 20	Alcorn State
Jan. 25	at Prairie View A&M
Jan. 27	at Texas Southern
Feb. 1	Grambling St.
Feb. 3	Jackson St.
Feb. 8	Alabama A&M
Feb. 10	Alabama State
Feb. 15	at Southern University
Feb. 17	at Alcorn State
Feb. 22	Prairie View A&M
Feb. 24	Texas Southern
Feb. 29	Grambling St.
March 2	Jackson St.
March 4	Mississippi Valley St.

MEDIA CONTACT INFO
Cameo Stokes, Assistant Director Strategic Communcations
UAPB | 1200 North University Drive
Pine Bluff, AR 71601
stokesc@uapb.edu
Office: (870) 575-7955 • **(501) 744-3917**
uapblionsroar.com

AIR FORCE
FALCONS

12-1 | KNOXVILLE, TENN.

QUICK FACTS
Location: Air Force Academy, Colo.
Arena: Clune Arena (5,858)
Colors: Blue and Silver
Superintendent: Lt. Gen. Jay B. Silveria
Enrollment: 4,237
Athletics Director: Nathan Pine
Conference: Mountain West Conference

COACHING STAFF
Head Coach (Alma Mater/Year): Chris Gobrecht (USC '77)
Record/Year at AF: 19-101/5th
Career Record/Year: 561-574/40th
Associate Head Coaches: Stacy McIntyre (Kentucky '94), Erin Mills-Reid (Farleigh Dickinson '05)
Assistant Coaches: Hillary Carlson (Wyoming '11), Caitlyn Sears (Southern Utah '11), Maj. Brooke Cultra (USAFA '09)

SEASON OUTLOOK
2018-19 Record: 8-22
2018-19 Conf. Record/Finish: 4-14/10th
Postseason: N/A
Starters Back/Lost: 4/1
Letterwinners Back/Lost: 6/9
Newcomers: 5
Series Record: First Meeting
Last Meeting: N/A

2019-20 SCHEDULE
Nov. 5	at Arizona State
Nov. 8	NJIT
Nov. 13	Army
Nov. 16	San Diego
Nov. 19	at Northern Colorado
Nov. 23	Portland
Nov. 27	at Navy
Dec. 1	**at Tennessee**
Dec. 4	Wyoming
Dec. 7	at Nevada
Dec. 18	at Long Beach State
Dec. 21	at Cal State Fullerton
Dec. 30	Nebraska Wesleyan
Jan. 4	UNLV
Jan. 8	at Utah State
Jan. 11	New Mexico
Jan. 15	at Boise State
Jan. 18	at Colorado State
Jan. 22	Utah State
Jan. 25	San Jose State
Jan. 29	at Fresno State
Feb. 5	Nevada
Feb. 8	at San Diego State
Feb. 12	Boise State
Feb. 15	at San Jose State
Feb. 19	Fresno State
Feb. 22	at Wyoming
Feb. 24	at New Mexico
Feb. 27	Colorado State

MEDIA CONTACT INFO
Marcus Rodriguez, Basketball SID
marcus.rodriguez@usafa.edu
2169 Field House Drive
U.S. Air Force Academy, CO 80840
Office: (719) 333-9025
www.goairforcefalcons.com

TEXAS
LONGHORNS

12-8 | KNOXVILLE, TENN.

QUICK FACTS
Location: Austin, Texas
Arena: Frank Erwin Center (16,540)
Colors: Burnt Orange and White
President: Gregory L. Fenves
Enrollment: 51,331
Athletics Director: Chris Del Conte
Conference: Big 12

COACHING STAFF
Head Coach (Alma Mater/Year): Karen Aston (Arkansas Little-Rock '87)
Record/Year at UT: 165-72/8th
Career Record/Year: 266-135/13th
Associate Head Coach: Jaime Carey (Texas '04)
Assistant Coaches: George Washington (Abilene Christian '00), Tiffany Jackson (Texas '12)

SEASON OUTLOOK
2018-19 Record: 23-10
2018-19 Conf. Record/ Finish: 12-6/3rd
Postseason: NCAA First Round
Starters Back/Lost: 3/2
Letterwinners Back/Lost: 8/4
Newcomers: 5
Series Record: Tennessee 25-15
Last Meeting: Dec. 9, 2018, Tennessee 88-82

2019-20 SCHEDULE
Oct. 28	Lubbock Christian (Exh.)
Nov. 8	at USF
Nov. 14	UTSA
Nov. 17	Arizona
Nov. 20	UTRGV
Nov. 24	Southern
Nov. 29	vs. N.C. State
Nov. 30	vs. North Texas
Dec. 1	Hawaii
Dec. 8	**at Tennessee**
Dec. 18	Ohio
Dec. 21	Stanford
Dec. 29	Northwestern State
Jan. 3	TCU
Jan. 6	at Iowa State
Jan. 12	at West Virginia
Jan. 15	Texas Tech
Jan. 19	at Kansas State
Jan. 22	Kansas
Jan. 25	at Oklahoma State
Jan. 28	at Oklahoma
Jan. 31	Baylor
Feb. 9	at Texas Tech
Feb. 12	Iowa State
Feb. 15	at Kansas
Feb. 17	West Virginia
Feb. 22	Kansas State
Feb. 26	at TCU
Feb. 29	Oklahoma
March 5	at Baylor
March 8	Oklahoma State

MEDIA CONTACT INFO
Sean Cartell, Basketball SID
sean.cartell@athletics.utexas.edu
P.O. Box 7399, Austin, TX 78712
Office: (512) 471-6039 • **Cell:** (352) 278-5422
Press Row: (512) 471-4246 • **Fax:** (512) 471-6040
www.TexasSports.com

COLORADO STATE
RAMS

12-11 | KNOXVILLE, TENN.

QUICK FACTS
Location: Fort Collins, Colo.
Arena: Moby Arena (8.745)
Colors: Green and Gold
President: Joyce McConnell
Enrollment: 33,736
Director of Athletics: Joe Parker
Conference: Mountain West

COACHING STAFF
Head Coach (Alma Mater/Year): Ryun Williams (South Dakota '92)
Record/Year at CSU: 144-80/8th
Career Record/Year: 402-233/22nd
Assistant Coaches: Rico Brukett (North Dakota State '93), Kellie Lewis (Boise State '98), Amber Cunningham (South Dakota '12)

SEASON OUTLOOK
2018-19 Record: 8-22
2018-19 Conf. Record/Finish: 2-16/11th
Postseason: N/A
Starters Back/Lost: 3/3
Letterwinners Back/Lost: 5/4
Newcomers: 4
Series Record: First Meeting
Last Meeting: N/A

2019-20 SCHEDULE

Oct. 30	CSU-Pueblo (Exh.)
Nov. 5	Chadron State
Nov. 8	at Colorado State
Nov. 10	Western Colorado
Nov. 13	at Idaho
Nov. 17	Northern Illinois
Nov. 22	Colorado
Nov. 26	Incarnate Word
Dec. 1	UC Riverside
Dec. 4	at San Diego State
Dec. 8	Boise State
Dec. 11	**at Tennessee**
Dec. 14	Mississippi Valley State
Dec. 21	at Tulsa
Jan. 1	Nevada
Jan. 4	at Wyoming
Jan. 11	San Jose State
Jan. 15	at New Mexico
Jan. 18	Air Force
Jan. 22	at Fresno State
Jan. 25	Utah State
Jan. 29	at Nevada
Feb. 1	at UNLV
Feb. 5	Fresno State
Feb. 12	at Utah State
Feb. 15	Wyoming
Feb. 19	UNLV
Feb. 22	at San Jose State
Feb. 24	San Diego State
Feb. 27	at Air Force

MEDIA CONTACT INFO
Austin Hannon, Basketball SID
austin.hannon@colostate.edu
218 McGraw Athletic Center
Fort Collins, CO 80523
Office: (970) 632-0738 • **Cell:** (404) 861-8787
Press Row: (970) 485-3657 • **Fax:** (970) 491-1348
www.csurams.com

STANFORD
CARDINAL

12-18 | STANFORD, CALIF.

QUICK FACTS
Location: Stanford, Calif.
Arena: Maples Pavilion (7,233)
Colors: Cardinal and White
President: Marc Tessier-Lavigne
Enrollment: 16,520
Director of Athletics: Bernard Muir
Conference: Pac-12

COACHING STAFF
Head Coach (Alma Mater/Year): Tara VanDerveer (Indiana, '75)
Record/Year at SU: 915-196/34th
Career Record/Year: 1,067-247/40th
Associate Head Coach: Kate Paye (Stanford '95)
Assistant Coaches: Tempie Brown (Michigan, '90), Lindy La Rocque (Stanford, '12)

SEASON OUTLOOK
2018-19 Record: 31-5
2018-19 Conf. Record/Finish: 15-3/2nd
Postseason: NCAA Elite 8
Starters Back/Lost: 4/1
Letterwinners Back/Lost: 11/3
Newcomers: 4
Series Record: UT 25-11
Last Meeting: Dec. 18, 2018, SU 95-85

2019-20 SCHEDULE

Oct. 29	Beijing Normal (Exh.)
Nov. 5	Eastern Washington
Nov. 9	at San Francisco
Nov. 14	Northern Colorado
Nov. 17	Gonzaga
Nov. 24	Buffalo
Nov. 28	vs. California Baptist
Nov. 29	Syracuse/Houston
Dec. 15	Ohio State
Dec. 18	**Tennessee**
Dec. 22	at Texas
Dec. 28	UC Davis
Jan. 3	Washington State
Jan. 5	Washington
Jan. 10	California
Jan. 12	at California
Jan. 16	at Oregon
Jan. 19	at Oregon State
Jan. 24	Colorado
Jan. 26	Utah
Jan. 31	at Washington
Feb. 2	at Washington State
Feb. 7	UCLA
Feb. 9	USC
Feb. 14	at Utah
Feb. 16	at Colorado
Feb. 21	Oregon State
Feb. 24	Oregon
Feb. 28	at Arizona
March 1	at Arizona State

MEDIA CONTACT INFO
John Cantalupi, Basketball SID
johncan@stanford.edu
Arrillaga Family Sports Center Suite 116
641 East Campus Drive
Stanford, CA 94305
Office: (650) 924-8304
www.gostanford.com

PORTLAND STATE
VIKINGS

12-21 | PORTLAND, ORE.

QUICK FACTS
Location: Portland, Ore.
Arena: Viking Pavilion (3,094)
Colors: Green, White and Silver
Interim President: Stephen Percy
Enrollment: 28,407
Director of Athletics: Valerie Cleary
Conference: Big Sky

COACHING STAFF
Head Coach (Alma Mater/Year): Lynn Kennedy (Northwest '95)
Record/Year at PSU: 64-64/5th
Career Record/Year: 315-243/20th
Associate Head Coach: Chelsey Gregg (Southern Oregon '09)
Assistant Coaches: Keithan Gregg (Great Falls '10), Carly Meister (Southern Oregon '16)

SEASON OUTLOOK
2018-19 Record: 25-8
2018-19 Conf. Record/Finish: 14-6/4th
Postseason: NCAA First Round
Starters Back/Lost: 2/3
Letterwinners Back/Lost: 5/6
Newcomers: 6
Series Record: First Meeting
Last Meeting: N/A

2019-20 SCHEDULE

Oct. 30	Warner Pacific (Exh.)
Nov. 5	Multnomah
Nov. 8	at Boise State
Nov. 10-17	Preseason WNIT
Nov. 23	Nevada
Nov. 30	at UC Davis
Dec. 2	at UC Irvine
Dec. 6	Grand Canyon
Dec. 15	at Portland
Dec. 21	**Tennessee**
Dec. 28	at Northern Colorado
Dec. 30	at Southern Utah
Jan. 2	Idaho
Jan. 4	Eastern Washington
Jan. 11	Montana State
Jan. 13	Montana
Jan. 18	at Idaho State
Jan. 20	at Weber State
Jan. 23	Sacramento State
Jan. 25	Northern Arizona
Jan. 30	at Montana
Feb. 8	Southern Utah
Feb. 10	Northern Colorado
Feb. 15	at Eastern Washington
Feb. 17	at Idaho
Feb. 20	at Montana State
Feb. 27	Idaho state
Feb. 29	Weber State
March 4	at Northern Arizona
March 6	at Sacramento State

MEDIA CONTACT INFO
Andy Jobanek, Basketball SID
ajobanek@pdx.edu
PO Box 751 Portland, OR 97207
Office: (503) 725-2525
www.GoViks.com

HOWARD
BISON

12-29 | KNOXVILLE, TENN.

QUICK FACTS
Location: Washington, D.C.
Arena: Burr Gymnasium (2,700)
Colors: Blue and White
President: Dr. Wayne A. I. Frederick
Enrollment: 9,139
Director of Athletics: Kery Davis
Conference: Mid-Eastern

COACHING STAFF
Head Coach (Alma Mater/Year): Ty Grace (New Haven '99)
Record/Year at HU: 53-68/5th
Career Record/Year: 118-113/9th
Assistant Coaches: Brian Davis (Tennessee Tech '07), Tamoria Holmes (Howard '13), Donnie Stith (Tulane '08)

SEASON OUTLOOK
2018-19 Record: 18-13
2018-19 Conf. Record/Finish: 10-6/4th
Postseason: N/A
Starters Back/Lost: 5/0
Letterwinners Back/Lost: 13/2
Newcomers: 3
Series Record: First Meeting
Last Meeting: N/A

2019-20 SCHEDULE
Nov. 5	La Salle
Nov. 9	at UMBC
Nov. 12	at South Florida
Nov. 17	Saint Peter's
Nov. 20	at Loyola (MD.)
Nov. 24	at Hofstra
Nov. 27	vs. Bucknell
Nov. 29	vs. Washington
Dec. 7	Fairleigh Dickinson
Dec. 14	Niagara
Dec. 16	at East Carolina
Dec. 21	at George Mason
Dec. 29	**at Tennessee**
Jan. 4	at Maryland Eastern Shore
Jan. 6	Bethune-Cookman
Jan. 11	Norfolk State
Jan. 13	South Carolina State
Jan. 18	at Morgan Sttae
Jan. 25	Morgan State
Jan. 27	at Coppin State
Feb. 1	Morgan State
Feb. 3	Coppin State
Feb. 8	at Florida A&M
Feb. 10	at Bethune-Cookman
Feb. 22	at North Caorlina A&T State
Feb. 24	at North Carolina Central
Feb. 29	at Norfolk State
March 2	Maryland Eastern Shore
March 5	Delaware State

MEDIA CONTACT INFO
Derek Bryant, Basketball SID
derek.bryant@Howard.edu
511 Gresham Place, NW,
Washington, DC 20059
Office: (202) 806-7184 • **Fax:** (202) 806-9090
www.hubison.com

MISSOURI
TIGERS

1-2 | KNOXVILLE, TENN.

QUICK FACTS
Location: Columbia, Mo.
Arena: Mizzou Arena (15,061)
Colors: Old Gold and Black
President: Mun Y. Choi
Enrollment: 29,677
Director of Athletics: Jim Sterk
Conference: Southeastern

COACHING STAFF
Head Coach (Alma Mater/Year): Robin Pingeton (St. Ambrose '90)
Record/Year at MU: 171-119/10th
Career Record/Year: 506-276/25th
Assistant Coaches: Jenny Putnam (St. Ambrose '01), Ashleen Bracey (Illinois State '10), Chris Bracey (West Texas A&M '03)

SEASON OUTLOOK
2018-19 Record: 24-11
2018-19 Conf. Record/Finish: 10-6/T-4th
Postseason: NCAA Second Round
Starters Back/Lost: 2/3
Letterwinners Back/Lost: 8/6
Newcomers: 6
Series Record: UT 9-3
Last Meeting: Feb. 17, 2019, UT 62-60

2019-20 SCHEDULE
Oct. 24	Truman State (Exh.)
Oct. 29	Fontbonne (Exh.)
Nov. 5	Western Illinois
Nov. 10	Nebraska
Nov. 13	Northern Iowa
Nov. 16	at Green Bay
Nov. 21	at South Dakota
Nov. 24	SIUE
Nov. 28	vs. New Mexico
Nov. 29	vs. North Carolina
Dec. 5	Saint Louis
Dec. 8	at Kansas City
Dec. 15	at Missouri State
Dec. 18	Princeton
Dec. 20	Illinois
Jan. 2	**at Tennessee**
Jan. 5	LSU
Jan. 9	Mississippi State
Jan. 12	at Arkansas
Jan. 16	South Carolina
Jan. 19	at Ole Miss
Jan. 26	at Texas A&M
Jan. 30	Kentucky
Feb. 2	Arkansas
Feb. 10	at LSU
Feb. 16	Florida
Feb. 20	at Vanderbilt
Feb. 23	Ole Miss
Feb. 27	Auburn
March 1	at Alabama

MEDIA CONTACT INFO
Andrew Melroe, Basketball SID
melroea@missouri.edu
357 Hearnes Center, 600 Stadium Blvd.,
Columbia, MO 65211
Office: (573) 882-7167• **Cell:** (573) 489-1806
Press Row: (573) 882-1442 • **Fax:** (573) 882-4720
www.MUTigers.com

KENTUCKY
WILDCATS

1-5 | LEXINGTON, KY.

QUICK FACTS
Location: Lexington, Ky.
Arena: Memorial Coliseum (8,000)
Colors: Blue and White
President: Dr. Eli Capilouto
Enrollment: 30,277
Director of Athletics: Mitch Barnhart
Conference: Southeastern

COACHING STAFF
Head Coach (Alma Mater/Year): Matthew Mitchell (Mississippi State '95)
Record/Year at UK: 281-125/13th
Career Record/Year: 311-154/15th
Associate Head Coach: Kyra Elzy (Tennessee '99)
Assistant Coaches: Niya Butts (Tennessee '00), Amber Smith (Kentucky '11)

SEASON OUTLOOK
2018-19 Record: 25-8
2018-19 Conf. Record/Finish: 11-5/4th
Postseason: NCAA Second Round
Starters Back/Lost: 3/2
Letterwinners Back/Lost: 11/4
Newcomers: 3
Series Record: UT 55-12
Last Meeting: Jan. 10, 2019, UK 73-71

2019-20 SCHEDULE
Oct. 30	Southern Indiana (Exh.)
Nov. 5	Mount St. Mary's (MD.)
Nov. 10	at Middle Tennessee
Nov. 14	Stetson
Nov. 16	at Virginia
Nov. 21	Morehead State
Nov. 26	Grambling State
Dec. 1	Austin Peay State
Dec. 4	Charlotte
Dec. 8	Samford
Dec. 11	Winthrop
Dec. 15	Louisville
Dec. 21	at Cal
Jan. 2	at South Carolina
Jan. 5	**Tennessee**
Jan. 9	at Alabama
Jan. 12	at Florida
Jan. 16	Texas A&M
Jan. 19	at LSU
Jan. 27	Auburn
Jan. 30	at Missouri
Feb. 2	Florida
Feb. 6	Alabama
Feb. 9	at Arkansas
Feb. 16	Mississippi State
Feb. 20	at Ole Miss
Feb. 23	South Carolina
Feb. 27	Georgia
March 1	at Vanderbilt

MEDIA CONTACT INFO
Evan Crane, Basketball SID
wesley.crane@uky.edu
Joe Craft Center
338 Lexington Ave., Lexington, KY 40506
Office: (859) 257-8431 • **Cell:** (270) 559-8120
Press Row: (859) 323-5900 • **Fax:** (859) 323-4310
www.UKathletics.com

OLE MISS
REBELS

1-9 | OXFORD, MISS.
2-27 | KNOXVILLE, TENN.

QUICK FACTS
Location: Oxford, Miss.
Arena: The Pavilion at Ole Miss (9,500)
Colors: Cardinal Red and Navy Blue
Chancellor: Larry Sparks
Enrollment: 23,090
Director of Athletics: Keith Carter
Conference: Southeastern

COACHING STAFF
Head Coach (Alma Mater/Year): Yolett McPhee-McCuin (Rhode Island '04)
Record/Year at UM: 9-22/2nd
Career Record/Year: 103-85/7th
Assistant Coaches: Chris Ayers (Florida A&M '08), Tony Greene (Langston '94), Armintie Herrington (Ole Miss '07)

SEASON OUTLOOK
2018-19 Record: 9-22
2018-19 Conf. Record/Finish: 3-13/12th
Postseason: N/A
Starters Back/Lost: 1/4
Letterwinners Back/Lost: 4/7
Newcomers: 8
Series Record: UT 46-8
Last Meeting: March 3, UT 81-56

2019-20 SCHEDULE

Nov. 1	Clark Atlanta (Exh.)
Nov. 5	Mississippi Valley State
Nov. 10	ULM
Nov. 15	New Orleans
Nov. 19	at Southern Miss
Nov. 23	Louisiana Tech
Nov. 26	Sam Houston
Nov. 29	vs. Alcorn State
Nov. 30	vs. Pitt
Dec. 4	at Texas Tech
Dec. 14	Southeast Missouri
Dec. 16	Georgia Southern
Dec. 20	Louisiana
Dec. 28	Alabama State
Jan. 2	Georgia
Jan. 6	Texas A&M
Jan. 9	**Tennessee**
Jan. 12	at LSU
Jan. 19	Missouri
Jan. 23	at Auburn
Jan. 26	at Mississippi State
Jan. 30	South Carolina
Feb. 2	Alabama
Feb. 9	at Vanderbilt
Feb. 13	at Florida
Feb. 16	Arkansas
Feb. 20	Kentucky
Feb. 23	at Missouri
Feb. 27	**at Tennessee**
Mar. 1	Mississippi State

MEDIA CONTACT INFO
Tyler Wooten, Basketball SID
tjwooten@olemiss.edu
P.O. Box 217,
University, MS, 38677
Office: (662) 915-7509 • **Cell:** (662) 816-9934
Press Row: (662) 236-1931 • **Fax:** (662) 915-7006
www.OleMissSports.com

GEORGIA
LADY BULLDOGS

1-12 | KNOXVILLE, TENN.

QUICK FACTS
Location: Athens, Ga.
Arena: Stegeman Coliseum (10,523)
Colors: Red and Black
President: Jere W. Morehead
Enrollment: 38,652
Director of Athletics: Greg McGarity
Conference: Southeastern

COACHING STAFF
Head Coach (Alma Mater/Year): Joni Taylor (Alabama '02)
Record/Year at UGA: 81-44/5th
Career Record/Year: 81-44/5th
Associate Head Coach: Karen Lange (Iowa, '96)
Assistant Coaches: Robert Mosley (Miles, '99), Chelsea Newton (Rutgers '05)

SEASON OUTLOOK
2018-19 Record: 18-12
2018-19 Conf. Record/Finish: 9-7/7th
Postseason: N/A
Starters Back/Lost: 3/2
Letterwinners Back/Lost: 9/3
Newcomers: 5
Series Record: UT 51-17
Last Meeting: Jan. 13, 2019, UGA 66-62

2019-20 SCHEDULE

Nov. 7	Kennesaw State
Nov. 13	North Carolina A&T
Nov. 17	Georgia Tech
Nov. 21	Mercer
Nov. 24	Villanova
Nov. 26	South Carolina - Upstate
Nov. 29	vs. Butler
Nov. 30	vs. Virginia Tech
Dec. 4	at Baylor
Dec. 15	Furman
Dec. 19	UCLA
Dec. 22	Gardner-Webb
Dec. 29	East Carolina
Jan. 2	at Ole Miss
Jan. 5	Mississippi State
Jan. 9	Vanderbilt
Jan. 12	**at Tennessee**
Jan. 19	Auburn
Jan. 23	at Arkansas
Jan. 26	South Carolina
Jan. 30	at Texas A&M
Feb. 3	at Mississippi State
Feb. 6	Missouri
Feb. 9	at Florida
Feb. 16	Alabama
Feb. 20	Texas A&M
Feb. 23	at LSU
Feb. 27	at Kentucky
March 1	Florida

MEDIA CONTACT INFO
Tray Littlefield, Basketball SID
trayl@sports.uga.edu
P.O. Box 1472, Athens, GA 30613
Office: (706) 542-9342 • **Cell:** (205) 504-4566
Press Row: (706) 542-8052 • **Fax:** (706) 542-9339
www.georgiadogs.com

FLORIDA
GATORS

1-16 | GAINESVILLE, FLA.

QUICK FACTS
Location: Gainesville, Fla.
Arena: Exactech Arena (10,151)
Colors: Orange and Blue
President: Dr. W. Kent Fuchs
Enrollment: 54,854
Director of Athletics: Scott Stricklin
Conference: Southeastern

COACHING STAFF
Head Coach (Alma Mater/Year): Cameron Newbauer (Fort Wayne '01)
Record/Year at UF: 19-42/3rd
Career Record/Year: 98-92/7th
Associate Head Coach: Kelly Rae Finley (Colorado State '08)
Assistant Coaches: John McCray (Ohio State '11), Erika Lang-Montgomery (Florida, '92)

SEASON OUTLOOK
2018-19 Record: 8-23
2018-19 Conf. Record/Finish: 3-13/T-12th
Postseason: N/A
Starters Back/Lost: 3/2
Letterwinners Back/Lost: 7/4
Newcomers: 4
Series Record: UT 52-4
Last Meeting: Jan. 31, 2019, UT 67-50

2019-20 SCHEDULE

Oct. 30	Valdosta State (Exh.)
Nov. 5	at Grambling State
Nov. 10	Longwood
Nov. 16	Samford
Nov. 18	Presbyterian
Nov. 22	Indiana
Nov. 26	Florida State
Dec. 1	Florida A&M
Dec. 5	at Prairie View A&M
Dec. 8	at Kansas
Dec. 17	Mercer
Dec. 20	vs. Xavier
Dec. 21	vs. Wake Forest
Dec. 29	Davidson
Jan. 2	Mississippi State
Jan. 5	Vanderbilt
Jan. 9	Auburn
Jan. 12	Kentucky
Jan. 16	**Tennessee**
Jan. 19	Texas A&M
Jan. 26	Arkansas
Jan. 30	LSU
Feb. 2	Kentucky
Feb. 9	Georgia
Feb. 13	Ole Miss
Feb. 16	Missouri
Feb. 20	Alabama
Feb. 23	Arkansas
Feb. 27	South Carolina
March 1	Georgia

MEDIA CONTACT INFO
Sam Stolte, Basketball SID
SamS@gators.ufl.edu
UAA Communications, PO Box 14485
Gainesville, FL 32604
Office: (352) 375-4683 • **Cell:** (352) 318-6876
Press Row: (352) 692-6621 • **Fax:** (352) 375-4809
www.FloridaGators.com

ALABAMA
CRIMSON TIDE

1-20 | KNOXVILLE, TENN.

QUICK FACTS
Location: Tuscaloosa, Ala.
Arena: Coleman Coliseum (15,383)
Colors: Crimson and White
President: Dr. Stuart Bell
Enrollment: 38,103
Director of Athletics: Greg Byrne
Conference: Southeastern

COACHING STAFF
Head Coach (Alma Mater/Year): Kristy Curry (Northeast Louisiana, '88)
Record/Year at UA: 98-96/7th
Career Record/Year: 407-245/21st
Assistant Coaches: Kelly Curry (Texas A&M '90), Tiffany Coppage (Missouri State, '09), Adrian Walters (Saint Francis (Pa.), '87)

SEASON OUTLOOK
2018-19 Record: 14-17
2017-18 Conf. Record/Finish: 5-11/11th
Postseason: N/A
Starters Back/Lost: 4/1
Letterwinners Back/Lost: 10/4
Newcomers: 3
Series Record: UT 49-7
Last Meeting: Jan. 17, 2019, UA 86-65

2019-20 SCHEDULE

Oct. 27	Auburn-Montgomery (Exh.)
Nov. 6	Hampton
Nov. 12	at Clemson
Nov. 17	Mercer
Nov. 21	at South Alabama
Nov. 24	at Tulane
Nov. 29	vs. Northern Iowa
Nov. 30	vs. South California
Dec. 5	Iowa State
Dec. 8	Colgate
Dec. 15	UNC
Dec. 17	Bethune Cookman
Dec. 20	Radford
Dec. 29	Southeastern Louisiana
Jan. 2	at LSU
Jan. 5	South Carolina
Jan. 9	Kentucky
Jan. 12	at Auburn
Jan. 20	**at Tennessee**
Jan. 23	Texas A&M
Jan. 26	Vanderbilt
Jan. 30	Arkansas
Feb. 2	at Ole Miss
Feb. 6	at Kentucky
Feb. 9	Auburn
Feb. 16	at Georgia
Feb. 20	Florida
Feb. 23	at Mississippi State
Feb. 27	at Texas A&M
March 1	Missouri

MEDIA CONTACT INFO
Zach Rhodes, Basketball SID
zrhodes@ia.ua.edu
Box 870391, Tuscaloosa, AL 35487
Office: (205) 348-6084 • **Cell:** (919) 247-7585
Press Row: (205) 394-5985 • **Fax:** (205) 348-8841
www.rolltide.com

UCONN
HUSKIES

1-23 | HARTFORD, CONN.

QUICK FACTS
Location: Storrs, Conn.
Arena: Gampel Pavilion/XL Center (10,167 /15,558)
Colors: National Flag Blue & White
President: Thomas C. Katsouleas
Enrollment: 32,182
Director of Athletics: David Benedict
Conference: American Athletic Conference

COACHING STAFF
Head Coach (Alma Mater/Year): Geno Auriemma (West Chester '81)
Record/Year at UConn: 1,062-139/34th
Career Record/Year: 1,062-139/34th
Associate Head Coach: Chris Dailey (Rutgers '82)
Asscociate Coach: Shea Ralph (Connecticut '01), Jasmine Lister (Vanderbilt '14)

SEASON OUTLOOK
2018-19 Record: 35-3
2018-19 Conf. Record/Finish: 16-0/1st
Postseason: NCAA Final Four
Starters Back/Lost: 3/2
Letterwinners Back/Lost: 7/3
Newcomers: 4
Series Record: UConn 13-9
Last Meeting: Jan. 6, 2007, UT 70-64

2019-20 SCHEDULE

Nov. 3	Jefferson College (Exh.)
Nov. 6	Trevecca Nazarene (Exh.)
Nov. 10	Cal
Nov. 13	at Vanderbilt
Nov. 17	at Temple
Nov. 19	Virginia
Nov. 24	at Ohio State
Nov. 26	at Dayton
Dec. 5	at Seton Hall
Dec. 8	Notre Dame
Dec. 16	at DePaul
Dec. 22	vs. Oklahoma
Jan. 2	Wichita State
Jan. 5	at SMU
Jan. 9	Baylor
Jan. 11	Houston
Jan. 14	at Memphis
Jan. 16	at UCF
Jan. 19	Tulsa
Jan. 23	**Tennessee**
Jan. 25	at ECU
Jan. 30	Cincinnati
Feb. 3	Oregon
Feb. 7	Memphis
Feb. 10	at South Carolina
Feb. 16	at USF
Feb. 19	Tulane
Feb. 22	UCF
Feb. 26	at Cincinnati
Feb. 29	at Houston
March 2	USF

MEDIA CONTACT INFO
Anna LaBonte, Basketball SID
anna.labonte@uconn.edu
2095 Hillside Road Unit 1173
Storrs, CT 06269
Office: (860) 486-3531 • **Cell:** (860) 617-6092
Fax: (860) 486-5085
www.uconnhuskies.com

LSU
LADY TIGERS

1-26 | KNOXVILLE, TENN.
2-13 | BATON ROUGE, LA.

QUICK FACTS
Location: Baton Rouge, La.
Arena: Maravich Center (13,215)
Colors: Purple and Gold
Chancellor: Dr. F. King Alexander
Enrollment: 30,987
Director of Athletics: Scott Woodward
Conference: Southeastern

COACHING STAFF
Head Coach (Alma Mater/Year): Nikki Fargas (Tennessee '94)
Record/Year at LSU: 148-106/9th
Career Record/Year: 220-132/12th
Assistant Coaches: Cherie Cordoba (UNLV 94'), Aaron Kallhoff (Bemidji St., '03), Charlene Thomas-Swinson (Auburn '92)

SEASON OUTLOOK
2018-19 Record: 16-13
2018-19 Conf. Record/Finish: 7-9/T8th
Postseason: N/A
Starters Back/Lost: 4/1
Letterwinners Back/Lost: 9/2
Newcomers: 6
Series Record: UT 50-15
Last Meeting: March 7, 2019, UT 69-66

2019-20 SCHEDULE

Nov. 1	Mississippi College (Exh.)
Nov. 5	New Orleans
Nov. 9	Florida State
Nov. 13	at Little Rock
Nov. 17	at Tulane
Nov. 20	Southeastern Louisiana
Nov. 24	Rutgers
Nov. 29	vs. Michigan State
Nov. 30	vs. Memphis or Kansas State
Dec. 3	Nicholls
Dec. 7	at Oklahoma
Dec. 19	at Florida Gulf Coast
Dec. 28	Florida A&M
Jan. 2	Alabama
Jan. 5	at Missouri
Jan. 9	at Texas A&M
Jan. 12	Ole Miss
Jan. 16	at Mississippi State
Jan. 19	Kentucky
Jan. 26	**at Tennessee**
Jan. 30	at Florida
Feb. 2	Texas A&M
Feb. 10	Missouri
Feb. 13	**Tennessee**
Feb. 16	at Auburn
Feb. 20	at South Carolina
Feb. 23	Georgia
Feb. 27	Vanderbilt
March 1	at Arkansas

MEDIA CONTACT INFO
Judy Willson, Basketball SID
jwillson@lsu.edu
LSU Athletics Administration Bldg., Baton Rouge, LA 70808
Office: (225) 578-1869 • **Cell:** (225) 436-7986
Fax: (225) 578-1861
LSUsports.net

VANDERBILT COMMODORES

1-30 | NASHVILLE, TENN.
2-23 | KNOXVILLE, TENN.

QUICK FACTS
Location: Nashville,Tenn.
Arena: Memorial Gymnasium (14,326)
Colors: Black and Gold
Interim Chancellor: Dr. Susan Wente
Enrollment: 6,871
Director of Athletics: Malcom Turner
Conference: Southeastern

COACHING STAFF
Head Coach (Alma Mater/Year): Stephanie White (Purdue '99)
Record/Year at VU: 28-63/4th
Career Record/Year: 28-63/4th
Associate Head Coaches: Shereka Wright (Purdue '04), Kelly Komara (Purdue '02)
Assistant Coaches: Gary Redus II (South Alabama '11)

SEASON OUTLOOK
2018-19 Record: 7-23
2018-19 Conf. Record/Finish: 2-14/14th
Postseason: N/A
Starters Back/Lost: 4/1
Letterwinners Back/Lost: 7/5
Newcomers: 8
Series Record: UT 72-10
Last Meeting: Feb. 28, 2019, VU 76-69

2019-20 SCHEDULE

Oct. 27	Palm Beach Atlantic (Exh.)
Nov. 5	Jacksonville State
Nov. 8	Radford
Nov. 13	UConn
Nov. 17	Saint Louis
Nov. 22	Furman
Nov. 25	at Tennessee State
Nov. 27	at Junkanoo Jam
Dec. 1	at Junkanoo Jam
Dec. 5	Tennessee Tech
Dec. 15	Eastern Kentucky
Dec. 20	at Husky Classic
Dec. 29	Columbia
Jan. 2	Auburn
Jan. 5	at Florida
Jan. 9	at Georiga
Jan. 12	South Carolina
Jan. 19	Arkansas
Jan. 23	Mississippi State
Jan. 26	at Alabama
Jan. 30	**Tennessee**
Feb. 2	at Auburn
Feb. 9	Ole Miss
Feb. 13	at Texas A&M
Feb. 17	at South Carolina
Feb. 20	Missouri
Feb. 23	**at Tennessee**
Feb. 27	at LSU
March 1	Kentucky

MEDIA CONTACT INFO
Eric Dolan, Basketball SID
eric.j.dolan@vanderbilt.edu
2601 Jess Neely Drive, Nashville, TN 37212
Office: (615) 322-4051 • **Cell:** (585) 260-8322
Press Row: (615) 320-0436 • **Fax:** (615) 343-3618
vucommodores.com

SOUTH CAROLINA GAMECOCKS

2-2 | COLUMBIA, S.C

QUICK FACTS
Location: Columbia, S.C.
Arena: Colonial Life Arena (18,000)
Colors: Garnet and Black
President: Bob Caslen
Enrollment: 34,795
Director of Athletics: Ray Tanner
Conference: Southeastern

COACHING STAFF
Head Coach (Alma Mater/Year): Dawn Staley (Virginia, '92)
Record/Year at USC: 273-97/12th
Career Record/Year: 445-177/20th
Associate Head Coach: Lisa Boyer (Ithaca '79)
Assistant Coaches: Fred Chmiel (Excelsior '01), Jolette Law (Iowa '90)

SEASON OUTLOOK
2018-19 Record: 23-10
2018-19 Conf. Record/Finish: 13-3/2nd
Postseason: NCAA Sweet 16
Starters Back/Lost: 2/3
Letterwinners Back/Lost: 6/7
Newcomers: 6
Series Record: UT 50-8
Last Meeting: Feb. 24, 2019, USC 82-67

2019-20 SCHEDULE

Nov. 1	North Georgia (Exh.)
Nov. 5	Alabama State
Nov. 10	at Maryland
Nov. 13	at Dayton
Nov. 17	Appalachian State
Nov. 21	USC Upstate
Nov. 24	at Clemson
Nov. 28	vs. Indiana
Nov. 29	vs. Washington State
Nov. 30	vs. Baylor
Dec. 7	at Temple
Dec. 15	Purdue
Dec. 19	Duke
Dec. 22	South Dakota
Jan. 2	Kentucky
Jan. 5	at Alabama
Jan. 9	Arkansas
Jan. 12	at Vanderbilt
Jan. 16	at Missouri
Jan. 20	Mississippi State
Jan. 26	at Georgia
Jan. 30	at Ole Miss
Feb. 2	**Tennessee**
Feb. 6	at Arkansas
Feb. 10	UConn
Feb. 13	Auburn
Feb. 17	Vanderbilt
Feb. 20	LSU
Feb. 23	at Kentucky
Feb. 27	at Florida
March 1	Texas A&M

MEDIA CONTACT INFO
Diana Koval, Basketball SID
dkoval@mailbox.sc.edu
Rice Athletics Center, 1304 Heyward St.
Columbia, SC 29208
Office: (803) 777-7977 • **Cell:** (314) 369-6050
Press Row: (803) 777-6182 • **Fax:** (803) 777-2967
www.GamecocksOnline.com

MISSISSIPPI STATE BULLDOGS

2-6 | KNOXVILLE, TENN.

QUICK FACTS
Location: Starkville, Miss.
Arena: Humphrey Coliseum (10,500)
Colors: Maroon and White
President: Dr. Mark Keenum
Enrollment: 22,201
Director of Athletics: John Cohen
Conference: Southeastern

COACHING STAFF
Head Coach (Alma Mater/Year): Vic Schaefer (Texas A&M, 1984)
Record/Year at MSU: 194-56/8th
Career Record/Year: 274-166/15th
Associate Head Coach: Johnnie Harris (Arkansas Baptist '96)
Assistant Coaches: Dionnah Jackson-Durrett (Oklahoma '05), Elena Lovato (Missouri Southern State '01)

SEASON OUTLOOK
2018-19 Record: 33-1
2018-19 Conf. Record/Finish: 15-1/1st
Postseason: NCAA Elite Eight
Starters Back/Lost: 2/3
Letterwinners Back/Lost: 5/2
Newcomers: 6
Series Record: UT 37-5
Last Meeting: Feb. 10, 2019, MSU 91-63

2019-20 SCHEDULE

Nov. 4	Lubbock Christian (Exh.)
Nov. 9	Southern Miss
Nov. 11	UT-Martin
Nov. 15	Murray State
Nov. 18	Troy
Nov. 21	at Jackson State
Nov. 25	at Marquette
Nov. 28	vs. San Francisco
Nov. 29	vs. Bowling Green/Green Bay
Nov. 30	vs. TBA
Dec. 8	West Virginia
Dec. 16	at Louisiana
Dec. 19	vs. USF
Dec. 21	vs. UNLV or Virginia
Dec. 29	Little Rock
Jan. 2	Florida
Jan. 5	at Georgia
Jan. 9	at Missouri
Jan. 16	LSU
Jan. 20	at South Carolina
Jan. 23	at Vanderbilt
Jan. 26	Ole Miss
Jan. 30	Auburn
Feb. 3	Georgia
Feb. 6	**at Tennessee**
Feb. 9	Texas A&M
Feb. 16	at Kentucky
Feb. 20	at Auburn
Feb. 23	Alabama
Feb. 27	Arkansas
March 1	at Ole Miss

MEDIA CONTACT INFO
Josh Lively, Basketball SID
jlively@athletics.msstate.edu
P.O. Box 5308
Mississippi State, MS 39762
Office: (662) 325-7556 • **Cell:** (865)-235-9728
Press Row: (662) 325-3776 • **Fax:** (662) 325-3654
www.hailstate.com

TEXAS A&M
AGGIES

2-16 | KNOXVILLE, TENN.

QUICK FACTS
Location: College Station, Texas
Arena: Reed Arena (12,989)
Colors: Maroon and White
President: Michael K. Young
Enrollment: 69,367
Director of Athletics: Ross Bjork
Conference: Southeastern

COACHING STAFF
Head Coach (Alma Mater/Year): Gary Blair (Texas Tech '72)
Record/Year at TAMU: 383-159/17th
Career Record/Year: 791-322/35th
Associate Head Coach: Kelly Bond-White (Illinois '98)
Assistant Coaches: Bob Starkey, Amy Wright (Arkansas '02)

SEASON OUTLOOK
2018-19 Record: 26-8
2018-19 Conf. Record/Finish: 12-4/3rd
Postseason: NCAA Sweet 16
Starters Back/Lost: 5/0
Letterwinners Back/Lost: 10/4
Newcomers: 2
Series Record: UT 8-5
Last Meeting: Feb. 21, 2019, TAMU 79-62

2019-20 SCHEDULE

Nov. 1	Oklahoma City
Nov. 5	Little Rock
Nov. 10	Duke
Nov. 17	at Rice
Nov. 23	at USC
Nov. 27	Prairie View A&M
Dec. 1	vs. Florida State
Dec. 4	Central Arkansas
Dec. 7	Oklahoma State
Dec. 11	TCU
Dec. 15	Houston
Dec. 20	vs. Georgia Tech
Dec, 21	vs. Montana State
Dec. 29	A&M - Corpus Christi
Jan. 2	at Arkansas
Jan. 6	Ole Miss
Jan. 9	LSU
Jan. 16	at Kentucky
Jan. 19	Florida
Jan. 23	at Alabama
Jan. 26	Missouri
Jan. 30	Georgia
Feb. 2	at LSU
Feb. 9	at Mississippi State
Feb. 13	Vanderbilt
Feb. 16	**at Tennessee**
Feb. 20	at Georgia
Feb. 23	Auburn
Feb. 27	Alabama
March 1	at South Carolina

MEDIA CONTACT INFO
David Waxman, Basketball SID
dwaxman@athletics.tamu.edu
Kyle Field 756, Houston St.
College Station, TX 77840
Office: (979) 862-5423 • **Cell:** (832) 326-2863
Press Row: (979) 862-6944 • **Fax:** (979) 845-6825
12thMan.com

ARKANSAS
RAZORBACKS

2-20 | FAYETTEVILLE, ARK.

QUICK FACTS
Location: Fayetteville, Ark.
Arena: Bud Walton Arena (19,200)
Colors: Cardinal and White
President: Dr. Donald R. Bobbitt
Enrollment: 27,558
Director of Athletics: Hunter Yurachek
Conference: Southeastern

COACHING STAFF
Head Coach (Alma Mater/Year): Mike Neighbors (Arkansas '93)
Record/Year at UA: 35-32/3rd
Career Record/Year: 133-73/7th
Associate Head Coach: Todd Schaefer (Thomas More College '95),
Assistant Coaches: Pauline Love (Southern Miss '10), Chantel Osahor (Washington, '17)

SEASON OUTLOOK
2018-19 Record: 22-15
2018-19 Conf. Record/Finish: 6-10/10th
Postseason: WNIT Semifinal
Starters Back/Lost: 4/1
Letterwinners Back/Lost: 11/1
Newcomers: 5
Series Record: UT 30-4
Last Meeting: Jan. 21, 2019, UA 80-79

2019-20 SCHEDULE

Oct. 24	Pittsburg State (Exh.)
Oct. 30	Oklahoma City (Exh.)
Nov. 8	New Orleans
Nov. 11	McNeese State
Nov. 14	Oral Roberts
Nov. 17	Stoney Brook
Nov. 20	Belmont
Nov. 24	at California
Nov. 29	vs. Fordham
Nov. 30	vs. Wisconsin
Dec. 7	Kansas State
Dec. 11	Tulsa
Dec. 15	Northwestern State
Dec. 21	vs. Little Rock
Dec. 29	Tennessee-Martin
Jan. 2	Texas A&M
Jan. 5	at Auburn
Jan. 9	at South Carolina
Jan. 12	Missouri
Jan. 19	at Vanderbilt
Jan. 23	Georiga
Jan. 26	Florida
Jan. 30	at Alabama
Feb. 2	at Missouri
Feb. 6	South Carolina
Feb. 9	Kentucky
Feb. 16	at Ole Miss
Feb. 20	**Tennessee**
Feb. 23	at Florida
Feb. 27	at Mississippi State
March 1	LSU

MEDIA CONTACT INFO
Mario Bravante, Basketball SID
bravante@uark.edu
P.O. Box 7777, Fayetteville, AR 72702
Office: (479) 575-2751 • **Cell:** (559) 967-2614
Press Row: (479) 575-6622
www.ArkansasRazorbacks.com

AUBURN
TIGERS

3-1 | AUBURN, ALA.

QUICK FACTS
Location: Auburn, Ala.
Arena: Auburn Arena (9,121)
Colors: Burnt Orange and Navy Blue
Interim President: Dr. Steven Jay Gogue
Enrollment: 30,440
Director of Athletics: Allen Greene
Conference: Southeastern

COACHING STAFF
Head Coach (Alma Mater/Year): Terri Williams-Flournoy (Penn State '91)
Record/Year at AU: 124-101/7th
Career Record/Year: 267-205/15th
Associate Head Coach: Ty Evans (Wisconsin-Whitewater '95)
Assistant Coaches: Clarisse Garcia (Villanova '07), La'Keshia Frett Meredith (Georgia '97)

SEASON OUTLOOK
2018-19 Record: 22-10
2018-19 Conf. Record/Finish: 9-7/T-6th
Postseason: NCAA First Round
Starters Back/Lost: 3/2
Letterwinners Back/Lost: 8/4
Newcomers: 7
Series Record: UT 45-11
Last Meeting: Feb. 14, 2019, UT 73-62

2019-20 SCHEDULE

Nov. 6	Wofford
Nov. 14	Old Dominion
Nov. 21	at UAB
Nov. 24	St. Joseph's
Nov. 29	vs. Middle Tennessee
Nov. 30	vs. Dayton or Gonzaga
Dec. 1	vs. TBD
Dec. 4	at South Alabama
Dec. 7	at TCU
Dec. 15	Bethune-Cookman
Dec. 20	vs. Southern
Dec. 21	vs. Miami/UNC Asheville
Dec. 28	Jacksonville State
Jan. 2	at Vanderbilt
Jan. 5	Arkansas
Jan. 9	Florida
Jan. 12	Alabama
Jan. 19	at Georgia
Jan. 23	Ole Miss
Jan. 27	at Kentucky
Jan. 30	at Mississippi State
Feb. 2	Vanderbilt
Feb. 9	at Alabama
Feb. 13	at South Carolina
Feb. 16	LSU
Feb. 20	Mississippi State
Feb. 23	at Texas A&M
Feb. 28	at Missouri
March 1	**Tennessee**

MEDIA CONTACT INFO
Wes Todd, Basketball SID
wlt0006@auburn.edu
P.O. Box 351, Auburn, AL 36831-0351
Office: (334) 844-9800 • **Cell:** (334) 750-5682
Press Row: (334) 844-1933 • **Fax:** (334) 844-9807
www.auburntigers.com

2019-20 LADY VOL STAFF

KELLIE HARPER

HEAD COACH

FIRST YEAR AT TENNESSEE/16TH YEAR AS HEAD COACH
TENNESSEE '99

THE HARPER FILE

Born: May 3, 1977
Education:
White County High School (Sparta, Tenn.),'95
B.S. (Math), Tennessee, '99
Playing Career:
Tennessee ('95-'99): Three-time NCAA champion point guard, All-SEC Second Team & H.M. All-American in '99, All-Final Four '97 & '98
Family:
Spouse: Jon Harper Children: Jackson, Kiley

A 1999 University of Tennessee graduate and former women's basketball standout, Kellie (Jolly) Harper was announced by UT Director of Athletics Phillip Fulmer as the new head coach of the Lady Volunteers on April 9, 2019.

Harper became only the third Lady Vol head coach in the NCAA era of women's basketball. She took the reins at Tennessee after six years of leading the Missouri State Lady Bears, capped by the 2018-19 season's impressive march to the Missouri Valley Conference Tournament title and magical run to the NCAA Sweet 16.

A native of Sparta, Tenn., Harper was a point guard for the legendary Pat Summitt at UT from 1995-99, playing 132 games and helping the Lady Vols win NCAA National Championships in 1996, 1997 and 1998. She was part of a senior class that helped the Big Orange forge a 131-17 overall record as well as win two SEC regular-season titles (1998, 1999) and three SEC Tournament crowns (1996, 1998, 1999).

One of only 11 women's hoops skippers to lead three different schools to the NCAA Tournament, she has directed her teams to 12 postseason berths in her 15-year head coaching career.

Harper guided Missouri State to NCAA appearances in 2015-16 and 2018-19 with WNIT berths on three other occasions. She also led North Carolina State to the NCAA Tournament in 2009-10 (plus two WNIT appearances) and guided Western Carolina to NCAA berths in 2004-05 and 2008-09 (plus two trips to the WNIT).

Harper owns a 15-year head coaching record of 285-208, including five NCAA Tournament appearances and seven WNIT berths in that span. In 24 seasons as a Division I head coach, assistant coach or player, Harper has made 20 postseason appearances with a combined 533-261 record, 13 NCAA Tournament appearances and seven WNIT bids.

She recorded a 118-79 won-lost record at Missouri State, claiming Missouri Valley Conference Tournament crowns in 2016 and 2019 and notching regular-season runner-up finishes in 2015-16, 2017-18 and 2018-19.

This year's squad improved measurably as the season progressed, resiliently overcoming a 1-7 start to post the program's best overall record (25-10) since 2004-05 and its top league mark (16-2) since 2003-04 with a 24-3 run over the final 27 contests.

The Lady Bears finished No. 24 in the final 2019 USA Today Sports Coaches Poll, which was their first national ranking in 15 years. Harper was named the Missouri Valley Coach of the Year and also was chosen as the 2019 Kay Yow Coach of the Year. That award is presented annually to the Division I women's head coach who embodies a win-

ning spirit while displaying great character, on and off the court.

Harper took over a MSU program that was coming off a 14-17 overall mark and 6-12 league mark in 2013-14. After a 14-17/8-10 slate in her first season in Springfield, the Lady Bears never finished lower than third in the league standings and made the postseason every year.

Three of her last four editions surpassed the 20-win plateau. Her final Lady Bears team developed into her best one with a late season spree that included victories over No. 21 Drake, No. 24 DePaul and No. 13 Iowa State and a nine-point loss to sixth-ranked Stanford in the Sweet 16. Harper's 2018-19 squad featured only one senior and included 11 freshmen or sophomores on the 14-player roster.

In addition to making the NCAA Tournament last season, Harper took Missouri State back to the NCAA Tournament after a decade absence in 2015-16, guiding her third MSU squad to an MVC Tournament title and 24-10 overall record. Her program also defeated SEC programs Missouri (twice), Arkansas and Ole Miss during her time at MSU.

Prior to her arrival at Missouri State, Harper became just the third women's basketball coach in North Carolina State history in 2009 and directed the Wolfpack to three postseason appearances and a 70-64 record during her four-year stint at the helm, including the 2010 NCAA Tournament. NC State joined Tobacco Road rivals Duke and North Carolina as the only Atlantic Coast Conference teams to score wins over the league's other 11 teams during that span and earned six top-25 victories in four seasons.

Prior to her tenure in Raleigh, Harper piloted Western Carolina to a 97-65 record and four postseason berths in five seasons, including a 70-31 mark her final three years in Cullowhee. The Catamounts captured the first two Southern Conference (SoCon) Tournament titles in school history while seven student-athletes captured all-conference honors during her tenure.

She earned 2007 SoCon Coach of the Year accolades and placed her squads in the WBCA Academic Top 25 on three occasions, including a fifth-place finish in 2007-08.

Before her first head coaching job, Harper spent three seasons as an assistant coach at Chattanooga, helping the Mocs to three consecutive Southern Conference championships, three NCAA appearances and a combined 78-15 record under head coach Wes Moore. She tutored four all-conference guards while at Chattanooga, including the 2004 league player of the year.

Prior to her time in Chattanooga, Harper spent two seasons at Auburn, the first as an administrative assistant before being promoted to assistant coach under Joe Ciampi for the 2000-01 campaign.

As a college player, Harper was part of a women's basketball dynasty at Tennessee. As a junior, she guided the Lady Vols to a 39-0 record and their third-straight national championship, averaging 7.6 points and 3.8 assists for the season and scoring a career-high 20 points in the national title game against Louisiana Tech. She went 4-of-5 from beyond the arc in that contest and was named to the 1998 All-Final Four Team.

Harper set an NCAA championship game record with 11 assists and dished out 20 helpers in two games for All-Final Four honors in 1997 after returning from a knee injury midway through her sophomore season. That year, the National Strength and Conditioning Association named her its Strength and Conditioning Female Student-Athlete of the Year.

For her Tennessee career, Harper scored 894 points and had 452 assists, leaving UT on the school's career top 10 lists for assists, assist average, 3-point attempts and 3-point percentage. She still ranks seventh in career assists and is 10th in 3-point percentage (.364, 99-272).

Harper was drafted by the Cleveland Rockers in the fourth round of the 1999 WNBA draft and earned her degree in mathematics that same year. She was a three-time SEC Academic Honor Roll member and earned both All-SEC Coaches Second Team and honorable mention All-America honors as a senior. She also was named to the SEC Community Service Team as a senior.

She played for her father (the late Kenneth Jolly) at White County High School in Sparta, Tenn., and was a five-time All-American during her AAU playing career. She was inducted into the UT Athletics Hall of Fame in 2009 and White County High Hall of Fame in 2012.

Harper is married to Jon Harper, an assistant coach on her staffs at Western Carolina, NC State, Missouri State and now Tennessee. The Harpers welcomed their first child, son Jackson, in November 2013, and had a daughter, Kiley, in June 2018.

HARPER'S COACHING CAREER HIGHLIGHTS & RECORDS

OVERALL
- Career record in 15 seasons as a head coach is 285-208
- One of only 11 coaches to lead three different women's programs to NCAA Tournament appearances
- Has directed her teams to 12 postseason appearances (five NCAA, 7 WNIT)

TENNESSEE
- Head Coach (April 9, 2019, to Present)
- First season as head coach at her alma mater

MISSOURI STATE
- Head Coach (2013-19)
- Six-year record: 118-79
- 2019 Kay Yow Coach of the Year
- 2019 MVC Coach of the Year
- Won two MVC Tournament Championships (2016 & 2019)
- Two NCAA appearances (2016 & 2019) and three WNIT berths (2015, 2017, 2018)
- NCAA Sweet 16 (2019)
- Led Lady Bears to first national ranking In 15 years (24th in final 2019 USA Today Sports Coaches Poll)

NORTH CAROLINA STATE
- Head Coach (2009-13)
- Four-year record: 70-64
- Guided Wolfpack to three postseason appearances, including the 2010 NCAA Tournament and 2012 and 2013 WNIT
- Earned six top-25 victories in four seasons

WESTERN CAROLINA
- Head Coach (2004-09)
- Five-year record: 97-65
- Directed Catamounts to four postseason berths in five seasons, including NCAA Tournaments in 2005 and 2009
- Her teams won the school's first two Southern Conference Tournament titles in school history
- Named 2007 SoCon Coach of the Year
- Three of her squads placed in the WBCA Academic Top 25

CHATTANOOGA
- Assistant Coach (2001-04)
- Three-year record: 78-15
- Served on head coach Wes Moore's staff
- The Mocs won three straight Southern Conference titles
- Chattanooga went to three straight NCAA Tournaments
- Worked with four all-conference guards, including the 2004 SoCon Player of the Year

AUBURN
- Assistant Coach (2000-01)
- Administrative Assistant (1999-2000)
- Worked on the staff with three-time NCAA Coach of the Year Joe Ciampi
- The Tigers advanced to the 2001 NCAA Tournament Second Round

HARPER'S YEAR-BY-YEAR RECORD

Year	School	Position	Record	Postseason
1995-96	Tennessee	Player	32-4	NCAA Champion
1996-97	Tennessee	Player	29-10	NCAA Champion
1997-98	Tennessee	Player	39-0	NCAA Champion
1998-99	Tennessee	Player	31-3	NCAA Elite Eight
			131-17	
1999-00	Auburn	Administrative Asst.	22-9	NCAA Second Round
2000-01	Auburn	Assistant Coach	17-12	-
			39-21	
2001-02	Chattanooga	Assistant Coach	23-7	NCAA First Round
2002-03	Chattanooga	Assistant Coach	26-5	NCAA First Round
2003-04	Chattanooga	Assistant Coach	29-3	NCAA Second Round
			78-15	
2004-05	Western Carolina	Head Coach	18-14	NCAA First Round
2005-06	Western Carolina	Head Coach	9-20	-
2006-07	Western Carolina	Head Coach	24-10	WNIT Second Round
2007-08	Western Carolina	Head Coach	25-9	WNIT First Round
2008-09	Western Carolina	Head Coach	21-12	NCAA First Round
			97-65	
2009-10	North Carolina State	Head Coach	20-14	NCAA First Round
2010-11	North Carolina State	Head Coach	14-17	-
2011-12	North Carolina State	Head Coach	19-16	WNIT Second Round
2012-13	North Carolina State	Head Coach	17-17	WNIT Second Round
			70-64	
2013-14	Missouri State	Head Coach	14-17	-
2014-15	Missouri State	Head Coach	18-15	WNIT First Round
2015-16	Missouri State	Head Coach	24-10	NCAA First Round
2016-17	Missouri State	Head Coach	16-15	WNIT First Round
2017-18	Missouri State	Head Coach	21-12	WNIT Second Round
2018-19	Missouri State	Head Coach	25-10	NCAA Sweet 16
			118-79	
2019-20	Tennessee	Head Coach	TBD	TBD

LACEY GOLDWIRE

ASSISTANT COACH/RECRUITING COORDINATOR

FIRST YEAR AT TENNESSEE/12TH YEAR AS AN ASSISTANT
OKLAHOMA STATE '10

Lacey Goldwire is in her first season at the University of Tennessee, joining Kellie Harper's staff as an assistant coach and recruiting coordinator on April 25, 2019.

The 2019-20 campaign will mark her eighth season full-time and her 12th year overall in the coaching profession, including stops at Oklahoma State, Morehead State, Iowa, Arkansas and now Rocky Top. She has been part of programs that have earned postseason berths in nine of 11 seasons.

Goldwire came to Knoxville from the University of Arkansas, where she spent two seasons as an assistant on Mike Neighbors' staff. Since arriving in April 2017, she helped in the rebuilding process as the Razorbacks went from 13-18 in Neighbors' first season (2017-18) to 22-15 in 2018-19 with a trip to the SEC Tournament championship game and the WNIT third round.

Prior to joining Neighbors in Fayetteville, Goldwire contributed to four postseason appearances in as many years at the University of Iowa. She worked with the wing players and served as the recruiting coordinator for the Hawkeyes, helping set the table for a run to the 2019 NCAA Elite Eight.

Her initial season in Iowa City was the first of back-to-back trips to the NCAA Tournament. A 27-win season included a second round appearance in the Big Dance in 2013-14. Iowa returned to the NCAA Tournament in 2014-15 and defeated 14th-seeded American (75-67) in the first round and 11th-seeded Miami (88-70) in the second round. The victory secured a Sweet Sixteen berth at home on Mediacom Court in Carver-Hawkeye Arena.

The Hawkeyes closed their season with a 26-8 record overall, a runner-up finish in Big Ten Conference play with a 14-4 mark, and a No. 11 national ranking in the USA Today Top 25 Coaches' Poll — then the highest for the program since 1995-96 (No. 7 in AP, No. 9 in USA Today). UI was one of 13 teams nationally to finish undefeated at home with an 18-0 mark, setting a program record for wins at home in a single season.

Goldwire and the Hawkeyes were one win shy of 20 in 2015-16, playing in the WNIT, but they reached 20 wins in 2016-17 and went deep into the WNIT bracket with wins over Missouri State, South Dakota and Colorado.

During her time in Iowa, Goldwire worked with consensus All-America selection Samantha Logic, whose honors also included being named a WBCA Division I Coaches All-American, USBWA All-American, ESPN Second Team All-American and Third Team Associated Press All-American. Logic was the only player in NCAA history to accumulate at least 1,500 career points, 800 rebounds, 800 assists and 200 steals. She also was one of 12 players in the country to be invited to attend the 2015 WNBA Draft, where she was selected with the 10th overall pick by the Atlanta Dream.

Goldwire spent the 2012-13 season as an assistant coach at Morehead State. Prior to joining the Eagles' staff, Goldwire served on the Oklahoma State staff for four seasons — two as a student assistant (2008-10) and two as a graduate assistant (2010-12).

Following Oklahoma State's tragic loss of its head and assistant coach during a plane crash in November of 2011, Goldwire was elevated to interim assistant coach, where she took on added recruiting duties. During her time with the program, the Cowgirls won 80 games and advanced to the postseason all four years, winning the 2012 WNIT championship.

A native of Oklahoma City, Goldwire played collegiately at East Central (Okla.) University, where she ranks fifth in career scoring with 1,340 points. She averaged 21.1 points and 5.9 rebounds as a senior and was tabbed Lone Star Conference North Co-Player of the Year and Second-Team All-South Central Region. She also earned ECU's Athlete of the Year honor in 2007-08. She was named honorable mention All-LSC following her sophomore and junior campaigns.

Goldwire, an all-state and all-city player at Del City (Okla.) High School, graduated from Oklahoma State with a bachelor of science in education and a master's degree in teaching, learning and leadership in 2010.

THE GOLDWIRE FILE

Born: June 3, 1986

Education:
Del City High School (Del City, Okla.)
B.S., Oklahoma State, '10
M.S., Oklahoma State, '10

Playing Career:
East Central Oklahoma ('04-'08): Lone Star Conf. North Co-Player of the Year & Second-Team All-South Central Region in '08, H.M. All-Lone Star Conference in '06 & '07.

JON HARPER

ASSISTANT COACH

FIRST YEAR AT TENNESSEE/19TH YEAR AS AN ASSISTANT
AUBURN '99

Jon Harper was announced as an assistant coach for the Lady Vols on April 15, 2018. The husband of head coach Kellie Harper, he is in his 16th season as a vital member of her staff and assists with all aspects of the program. The two have worked together since they were assistants at Chattanooga.

In six seasons at Missouri State, Harper mentored players who earned a total of 15 all-Missouri Valley Conference selections, including two-time first-team picks Kenzie Williams and Liza Fruendt, 2016 MVC Player of the Year and Defensive Player of the Year Tyonna Snow, 2018 first-team selection Alexa Willard and 2019 first-team choice Danielle Gitzen.

The Lady Bears accumulated 118 wins, five top-three MVC finishes and five postseason berths with Harper on staff, including a 2016 NCAA Tournament appearance after a 24-10 record and MVC Tournament championship and a 2019 NCAA Tournament Sweet 16 finish with a 25-10 record and MVC tourney title.

While at North Carolina State from 2009-13, Harper tutored four different players to a combination of All-Atlantic Coast Conference, All-ACC Freshman, all-tournament honors and a league Freshman of the Year award. Harper helped a team that was predicted to finish ninth in the ACC to a fifth-place finish and NCAA Tournament berth in 2010, as well as a pair of WNIT appearances his final two seasons there.

Prior to NC State, Harper spent five years as an assistant coach at Western Carolina with Kellie, and before that three seasons at Chattanooga, before heading to WCU with Kellie for the 2004-05 campaign.

During his time at Western Carolina, Harper worked with the backcourt players and helped produce five all-conference selections and the Southern Conference's Defensive Player of the Year in 2008. The Catamounts advanced to the postseason four of his five years on staff, including a pair of NCAA Tournament berths.

Harper got the coaching bug while serving as a manager at Auburn for three seasons from 1996-99, and he worked his way up to numerous administrative responsibilities with the team.

While he was at Auburn, the Lady Tigers compiled a 58-29 record that included the 1997 SEC Tournament Championship and a pair of NCAA Tournament berths in 1997 and 1999.

Harper joined the Auburn team as manager starting in 1996-97 and worked up to head manager in 1998-99. That season, he was charged with increasing responsibilities that included overseeing the male practice players that scrimmaged the Lady Tigers. He eventually served an internship with the coaching staff.

Harper earned his bachelor's degree in health promotion/sports management in March 1999 and in May of that year married the former Kellie Jolly.

THE HARPER FILE

Born: May 1, 1976

Education:
Tucker High School (Stone Mountain, Ga.)
B.S., Auburn '99

Family:
Spouse: Kellie Harper
Children: Jackson, Kiley

After receiving his degree, Harper taught physical education and was an assistant football coach at Lee-Scott Academy in Auburn. He then moved into private business before joining the basketball coaching ranks on the Chattanooga staff.

The Harpers welcomed their first child, son Jackson, in November 2013, and had a daughter, Kiley, in June 2018.

JENNIFER SULLIVAN

ASSISTANT COACH

FIRST YEAR AT TENNESSEE/15TH YEAR AS AN ASSISTANT
MEMPHIS '05

Jennifer Sullivan was officially announced as a member of the Lady Vol staff on April 15, 2019. She was an integral part of Kellie Harper's program at Missouri State from 2013-18, serving as an assistant coach and recruiting coordinator there alongside current UT colleague Jon Harper before spending the 2018-19 season at Ohio State as an assistant coach.

After five seasons in Springfield, Mo., at MSU, Sullivan joined the OSU women's program last season. Her lone year in Columbus found the Buckeyes mixing together five graduate transfers and three freshmen with four returning players. Sullivan played an instrumental role in developing chemistry throughout the campaign. The Buckeyes started the year 4-8 but went on to win 10 of their final 15 regular season games to finish fifth in the Big Ten with a 10-8 mark.

At Missouri State, Sullivan played a significant role in the Lady Bears landing stellar recruiting classes each of her five seasons there. In her first recruiting class at MSU, Sullivan helped land a trio of all-state players from Missouri and another from Illinois that helped the Lady Bears to 79 wins and four postseason appearances during the careers, combining for 439 career games, more than 3,100 points and nearly 1,500 rebounds.

Missouri State's subsequent recruiting classes reinforced the school's strong presence in the region, with players from Missouri, Iowa, Kansas, Nebraska, Oklahoma, Arkansas, Illinois and Minnesota signing National Letters of Intent.

Prior to making the move to Springfield, Sullivan spent the 2012-13 season as associate head coach for Garry Brodhead at the University of Louisiana in Lafayette, serving as the team's recruiting coordinator while handling guard development and scheduling.

Prior to her stint with the Ragin' Cajuns, Sullivan was an assistant at Arkansas State in her hometown of Jonesboro for three seasons. Sullivan served as ASU's recruiting coordinator in addition to duties with summer camps, academic monitoring and opponent scouting.

Sullivan's strong southern ties date to her playing days at Memphis from 2001-05, where she was a three-year starter and helped the Tigers to the second round of the WNIT in 2004. She finished her Memphis career with 800 points, 310 rebounds and 99 steals, graduating in 2005 with a communications degree after being named team MVP her senior season.

Sullivan remained in Memphis upon graduation as an assistant for the Rhodes College women and followed that by spending the 2007-08 season on the Memphis sideline before becoming an assistant at McNeese State for the 2008-09 campaign.

THE SULLIVAN FILE

Born: June 4, 1983

Education:
Jonesboro High School (Jonesboro, Ark.)
B.A., Memphis, '05

Playing Career:
Memphis ('01-'05); Three-year starter who helped the Tigers to the '04 WNIT Second Round, team MVP as a senior.

CATHERINE GREENE

DIRECTOR OF BASKETBALL OPERATIONS

FIRST YEAR AT TENNESSEE
NORTH CAROLINA '08

Catherine Greene is in her first season as director of basketball operations for the Lady Vol program, joining the staff on May 31, 2019.

She arrived on Rocky Top after serving from 2017-19 as the director of student-athlete enrichment for the University of North Carolina women's basketball program. She was responsible for a variety of tasks within the program, including community engagement, community outreach, social media oversight, academics, marketing liaison, team building and career development in preparing student-athletes for life beyond basketball.

Greene is active within the Women's Basketball Coaches Association (WBCA), specifically organizing the director of operations sessions at the 2016 & 2017 conventions, and was a presenter in both 2014 & 2016.

She is also an active member in Women Leaders in College Sports (formerly NACWAA). Greene attended the Women's Leadership Symposium in 2014 and the Institute for Administrative Advancement in 2016.

Previously, Greene spent five seasons as a member of the Georgia Tech women's basketball program, the last four years as the director of women's basketball operations. Greene oversaw all aspects of the program's day-to-day operations as well as the Yellow Jackets' team travel, promotional and fundraising efforts, community service initiatives and community relations.

Greene took on leadership roles within the Georgia Tech Athletic Association as a member of the department's culture committee and senior staff.

She joined the Tech staff for the 2012-13 season as associate director of basketball operations after spending the previous two and a half years working full-time in event operations at North Carolina.

During her time at UNC, Greene served as director or co-director of more than 10 NCAA or ACC postseason championship events. She also worked as the game day manager for the Tar Heels' men's and women's soccer, field hockey, women's basketball, men's and women's lacrosse and baseball teams.

Greene graduated from North Carolina in 2008 with Bachelor of Arts degrees in sociology and from the School of Journalism and Mass Communication with a public relations concentration. She earned a Master of Arts in exercise and sport science with a sport administration specialization in 2010.

Greene, who hails from Gastonia, N.C., served as a manager for the Tar Heels' women's basketball team and was the head manager for three years. During that time, the Tar Heels won four ACC Championships and advanced to the 2006 and 2007 Final Fours. As a graduate student, Greene was a graduate student assistant for the women's team for one season before serving as the graduate intern for the Dean E. Smith Center.

JESSICA JACKSON

DIRECTOR OF RECRUITING OPERATIONS

FIRST YEAR AT TENNESSEE
WESTERN CAROLINA '10

Jessica Jackson is in her first year as director of recruiting operations on the Tennessee women's basketball staff, joining the program on May 31, 2019.

A former player, graduate assistant and assistant under Harper, Jackson spent the 2018-19 season as an assistant coach and recruiting coordinator for Missouri State's NCAA Sweet 16 squad.

Prior to joining Harper at MSU, Jackson was employed during the 2017-18 campaign by Samford University in Birmingham, Ala., where her main responsibilities with the Bulldog women's program included recruiting, academics and scheduling.

She spent the previous three years (2014-17) at Appalachian State, contributing to a variety of aspects of the program in addition to her coaching and recruiting duties, ranging from equipment to compliance. Jackson was on the staff of ASU head coach Angel Elderkin, who served as a graduate assistant and then video coordinator for the Lady Vols from 2005-07.

Prior to her time at Appalachian State, Jackson was the director of women's basketball operations at Kent State University for two seasons from 2012-14.

Originally from Roswell, Ga., and a 2016 inductee to the Roswell High School Hall of Fame, Jackson played college basketball for two seasons at South Florida before transferring to Western Carolina prior to the 2007-08 season to play for Harper. She dished out a team-high 117 assists as a starting point guard for the Catamounts' NCAA Tournament team in 2009, and finished her college career with 475 points and 279 assists in 113 games.

Jackson graduated from WCU in 2010 with a marketing degree and earned her master's in adult and community college education from North Carolina State in 2012 after a two-year stint as a graduate assistant on Harper's staff in Raleigh from 2010-12.

HEATHER ERVIN

DIRECTOR OF PLAYER RELATIONS & ADMINISTRATION

FOURTH YEAR ON STAFF/18TH YEAR AT TENNESSEE
TROY '97

Heather Ervin is in her fourth season as a member of the University of Tennessee women's basketball staff, and in her first season as the director of player relations and administration.

She made a return to collegiate athletics after serving as the program administrator at the UT Center for Information and Communication Studies in the College of Communication from March 2015 to July 2016.

Prior to that, Ervin worked in athletic administration at UT for 13 years, from 2001-14. She was promoted in 2009 to assistant director of football operations, as the only female in the Southeastern Conference to hold that position. Ervin has a wealth of knowledge in the sports industry not only as a former student-athlete but as a coach and administrator as well.

Some of Ervin's responsibilities with Lady Vol basketball program have included assisting with all aspects of day-to-day recruiting operations, including overseeing and maintenance of the recruiting database, updating the recruiting boards and assisting with official and unofficial visits. Ervin has also been responsible for managing pre- and post-signing paperwork as well as organizing prospect evaluations and managing the coaches' recruiting travel.

Ervin's responsibilities in her previous role in athletics were to manage the head football coach's daily schedule while also providing administrative support to the director of football operations and the senior associate athletics director for football administration. Ervin also was responsible for arranging summer employment opportunities for student-athletes and working closely with the Thornton Center in monitoring student-athletes' class attendance.

In addition, she served as chief liaison for all player family event functions as well as managing a website designed for players' families. Ervin also was substantially involved with official and unofficial on-campus recruiting visits.

The Sweetwater, Tenn., native holds both a bachelor's degree in health and human services and a master's degree in foundations of education with an emphasis in sports management from Troy University, where she played basketball and later served as a graduate assistant basketball coach for two years.

Prior to that, she played two seasons at Hiwassee College in nearby Madisonville, Tenn. While there, Ervin helped the Tigers to a combined 57-10 record and two trips to the NJCAA national tournament.

During her playing days at Sweetwater High School, the former Heather Lenoir was a multi-sport athlete in basketball, softball and track and field. She set 12 track records and still owns nine of those today.

Ervin and her husband, Harry, reside in nearby Maryville with their daughters Jasmine (16) and Jada (12).

ALEX VARLAN

DIRECTOR OF SCOUTING & ANALYTICS

THIRD YEAR ON STAFF
TENNESSEE '13

Alex Varlan, a Knoxville native, Tennessee alum and former Lady Vol basketball manager, joined the program in July 2017 and is in his third consecutive and fourth overall season with the team. Originally hired as a video coordinator, he was promoted to director of scouting and analytics in May 2019 under Kellie Harper.

Prior to joining the staff at UT, he worked with the men's basketball program at Oakland University in Michigan from 2014-17. After serving as OU's video coordinator during the 2014-15 and 2015-16 campaigns, Varlan was named the team's director of scouting and recruiting innovation for the 2016-17 season.

Prior to his stint at Oakland, Varlan served as basketball operations coordinator for the Delaware 87ers of the NBA D-League in Wilmington, Del. While there, he served as an on-court member of the coaching staff, participating in practices, workouts, film breakdown and scouting reports. Additionally, he worked as the liaison between players and coaches/front office staff and also managed the team's operations budget, equipment, travel and game day staff.

Before being promoted to working with the 87ers, Varlan was an intern with their NBA affiliate, the Philadelphia 76ers. With the 76ers, Varlan worked directly with the team's director of player personnel, scouts, and coaching staff during the 2013 NBA Draft, 2013 NBA preseason, and the beginning of the 2013-14 NBA regular season. He continued as the liaison between the 87ers and 76ers coaching staffs throughout the 2013-14 NBA season.

Varlan, a graduate of Bearden High School, attended UT and graduated in 2013 with a degree in communication studies. He worked in the athletics department and spent time with the Lady Vols' nationally ranked basketball program in 2010, handling video services, stats and general team management activities.

TYLER WATSON

DIRECTOR OF WBB SPORTS PERFORMANCE

FIRST YEAR AT TENNESSEE
CHATTANOOGA '14

Tyler Watson is in his first year on the Tennessee women's basketball staff, coming aboard as the program's director of women's basketball sports performance on May 31, 2019.

Watson came to the Lady Vols from Missouri State, where he worked previously with head coach Kellie Harper. He spent the 2018-19 season as assistant strength and conditioning coach with the MSU women's and men's basketball programs as well as the women's and men's golf teams.

He served from December 2015 to the spring of 2018 as head strength and conditioning coach at Elon University in North Carolina. In that capacity, he oversaw all 16 athletic teams while working directly with men's and women's basketball in addition to volleyball, women's lacrosse and track & field.

He previously served as assistant strength and conditioning coach at both Tennessee State and Clemson. Watson worked with women's basketball, football and volleyball at TSU and had primary responsibility with volleyball and track & field at Clemson while assisting with football.

He holds a number of professional credentials, including USAW Level I sports performance certification, and has served internships at Southern Miss, Vanderbilt and with the Buffalo Bills.

Watson earned his undergraduate degree in exercise science from the University of Tennessee at Chattanooga in 2014.

CALEB CURRIER

GRADUATE MANAGER

FOURTH YEAR AT TENNESSEE/FIRST AS GRADUATE MANAGER
TENNESSEE '19

Caleb Currier is in his first year as a graduate manager with the Lady Vols and in his fourth year overall with the program. He is responsible for overseeing the student managers, assisting with recruiting efforts and helping the director of basketball operations with logistics and equipment.

A 2019 graduate of the University of Tennessee, Currier was a student manager for the Lady Vols for three years during his undergraduate career. He is pursuing a master's degree in recreation and sports management.

Originally from Onida, South Dakota, Currier spent two summers in Zambia, Africa, with Managers on a Mission, where he led sports camps and daily devotions.

JOSH THEIS

GRADUATE MANAGER

FIRST YEAR AT TENNESSEE
XAVIER (OH) '19

Josh Theis is in his first season as a graduate manager with the Lady Vols. He works with the recruiting coordinator to create graphics and videos for use in recruiting and social media.

The Cincinnati, Ohio, native received his undergraduate degree in graphic design from Xavier University, where he spent four years with the Xavier men's basketball team as a student program assistant. He is pursuing a master's degree in sports management.

JENNA KENNEDY

ASSOC. DIRECTOR OF SPORTS MEDICINE

FIFTH YEAR AT TENNESSEE /THIRD YEAR ON STAFF
OREGON STATE '13

Jenna Kennedy is in her fifth year at UT and in her third season as the associate director of sports medicine for the women's basketball program.

Kennedy worked with the football program at UT for two years and gained experience assisting with care for the Lady Vols during the 2015-16 season.

A native to Klamath Falls, Ore., Kennedy received her B.S. in Athletic Training degree from Oregon State University in 2013. While at Oregon State, Jenna also spent time working in the NFL as an intern with the Pittsburgh Steelers.

After her tenure at OSU, Kennedy went on to earn her M.S. in athletic training degree from Kentucky, where she worked for two years with the football and women's hoops programs.

Kennedy is a member of both the National Athletic Trainers Association as well as the Southeast Athletic Trainers Association.

ADDITIONAL BASKETBALL SUPPORT STAFF

LAUREN ANTLE
SPORTS NUTRITION

RANDALENE COLLINS
ADMINISTRATIVE ASST.

KIMBERLY HOOD
MEDIA RELATIONS

DENISE JILKA
THORNTON CENTER

JOSH KECK
MANAGER

DR. AMBER LUHN
PHYSICIAN

KRISTEN MARTIN
MENTAL HEALTH & WELLNESS

ZACH PATTON
MANAGER

SAMANTHA SCALISE
MANAGER

ERIC TRAINER
MEDIA RELATIONS

SLAYTON WILD
MANAGER

ELIZABETH WONG
MANAGER

ANGIE BOYD KECK

SR. ASSOCIATE A.D./SR. WOMAN ADMINISTRATOR

25TH YEAR AT TENNESSEE
TENNESSEE '94

Senior Associate Athletics Director Angie Boyd Keck works closely with SEC and NCAA staff as UT's Senior Woman Administrator and also serves as the sport administrator for women's basketball, men's and women's golf, rowing and volleyball.

Among her duties, she monitors and directs sports programs in all aspects of operations, budget planning, resource allocation and scheduling. She approves and monitors practice, competitive schedules and NCAA time management legislation as well as advising the director of athletics on all matters concerning assigned sports programs.

Additionally, she manages and facilitates administrative situations associated with those sport, conducts evaluations of assigned coaches and oversees the general conduct of the program, including player/coach relationships, event management, travel conditions and criteria, competitiveness and student-athlete behavior and conduct.

She also shoulders responsibilities related to camp/clinic administration and finances. Keck assists with facility renovation and construction designs, fundraising for new facilities and renovations, and she also provides input for marketing plans and promotions for assigned sports.

Immediately prior to assuming her current post, she served as an associate AD–most recently for Business & Internal Affairs–from 2008-19. She took on the role of SWA in the summer of 2019.

In the fall of 2019, Keck began a four-year term on the NCAA Division I Women's Volleyball Committee. She also has served on UT's exempt staff council, the Work Culture Improvement Team and is a member of Women's Leaders in College Sports.

Keck began her career in intercollegiate administration in 1994-95, when she was the assistant women's golf coach with the Lady Vols. Prior to her coaching stint, she was a member of the inaugural Tennessee women's golf team in 1992. Keck (then Angie Boyd) captained the 1993-94 squad to a 13th-place NCAA finish in 1994. She was named to the SEC Academic Honor Roll in both her years as a player and earned a spot in the Lady Vols Hall of Fame (now the University of Tennessee Athletic Hall of Fame) in the Fall of 2005.

A 1994 graduate of Tennessee, Keck earned her bachelor's degree in public administration. In 1997, she received her master's in sport administration from UT.

Keck and her husband, Kelly, reside in Dandridge, Tennessee. They have a son, Josh, and a daughter, Sidney.

DR. DONALD BRUCE

FACULTY ATHLETICS REPRESENTATIVE

21ST YEAR AT TENNESSEE
DREW UNIVERSITY '94

Donald Bruce is the Douglas and Brenda Horne Professor of Business in the Center for Business and Economic Research (CBER) and the Department of Economics at UT Knoxville.

He joined the UTK faculty in 1999 after receiving his M.A. and Ph.D. in economics from Syracuse and his B.A. with honors in economics from Drew University.

As a CBER economist, Dr. Bruce regularly provides objective, non-partisan policy research and evaluation under contracts with an array of government agencies at the federal and state levels. His recent work in CBER has included an ongoing evaluation of Tennessee's welfare program, Families First, for the Tennessee Department of Human Services, an analysis of teacher supply and demand in Tennessee for the Governor's Office of Education Policy, and a forecast of expenditures on Tennessee Education Lottery Scholarships for the Tennessee Higher Education Commission.

In addition to his CBER research, Dr. Bruce studies the economic and behavioral effects of tax policies on such things as small business activity and owner-occupied housing. His work has been presented and published in a variety of academic journals, edited volumes, and professional meetings. He has testified before Congress on the topic of internet taxation, and he presented his work on taxes and small business activity before the President's Advisory Panel on Federal Tax Reform in 2005.

Dr. Bruce regularly teaches graduate and undergraduate courses on the economics of taxation and the economics of health and health care. He has recently served as the Director of Graduate Studies in Economics and the Director of the Undergraduate Major in Public Administration. Before becoming Faculty Athletics Representative, Dr. Bruce served for two years as chair of the Athletics Board's Fiscal Integrity and Long-Range Planning Committee. He has also served as chair of the UTK Faculty Senate's Budget and Planning Committee. Dr. Bruce is an active member of the National Tax Association, the International Institute of Public Finance, and the American, Southern, and Western Economic Associations. His community service has included numerous economic and policy presentations for state and local organizations, and he currently serves as Chairman of the Board of Innovative Education Partnership, the non-profit governing body of the Clayton-Bradley STEM Academy in Blount County.

Dr. Bruce lives in Walland, Tenn, with his wife Jennifer, a mathematics teacher at Clayton-Bradley, and their daughter Annie.



DR. DONDE PLOWMAN

UT KNOXVILLE CHANCELLOR

FIRST YEAR AS CHANCELLOR AT TENNESSEE
SMU, '74

Donde Plowman became the ninth chancellor of the University of Tennessee, Knoxville, on July 1, 2019.

She returned to Rocky Top after nine years at the University of Nebraska–Lincoln, where she served most recently as executive vice chancellor and chief academic officer. In that role, she oversaw academic affairs, student affairs, the Office of Research and Economic Development, and the Office of Diversity and Inclusion. She earlier served for more than six years as the James Jr. and Susan Stuart Dean of UNL's College of Business Administration.

Before going to Nebraska, Plowman was on the management faculty at UT, where she served for two years as head of the Department of Management in the Haslam College of Business. She began her academic career at the University of Texas at San Antonio as an assistant professor of management and advanced to the position of professor and associate dean for graduate studies and research, where she was responsible for the creation of the university's doctoral degree in business.

Plowman has a doctorate in strategic management from the University of Texas at Austin, an undergraduate degree with a major in English from Southern Methodist University, and an MEd in higher education administration from the University of North Texas.

Plowman is married to Dennis Duchon, a professor of management and department chair at the University of Nebraska–Lincoln. She has two grown sons.

PHILLIP FULMER

VICE CHANCELLOR/DIRECTOR OF ATHLETICS

SECOND YEAR AT TENNESSEE
TENNESSEE '72

Phillip Fulmer was appointed as the University of Tennessee's Director of Athletics on Dec. 1, 2017. He accepted the position after serving as the UT system president's special advisor for community, athletics and university relations since June 20, 2017.

Fulmer—a former Tennessee football co-captain who went on to lead the Volunteers to a football national championship and earn first-ballot induction into the National Football Foundation College Football Hall of Fame—has faithfully served the University of Tennessee for more than 40 years.

He wasted no time getting to work in the AD chair. Six days after taking the reins of the athletic department at his alma mater, he finalized a deal to make Jeremy Pruitt the 26th head coach in the storied history of the Tennessee football program.

Fulmer had experience in such endeavors, as in 2013 he was tabbed by the administration at ETSU to serve as "special assistant to the athletic director and advisor to football," providing guidance and expertise as the school sought to restart its football program, which had been dormant for 10 years.

Since taking over as AD, Fulmer also has hired head coaches for volleyball (Eve Rackham), men's golf (Brennan Webb) and Tennessee's storied Lady Vols basketball program (Kellie Harper). He also came to terms on new or extended contracts for several other coaches—including 2019 Naismith National Coach of the Year Rick Barnes.

Under Fulmer's leadership, Tennessee has laid claim to one team SEC championship (men's basketball in 2018), 24 individual SEC championships and three individual/relay NCAA titles.

Fulmer assumed his current duties midway through a year in which Tennessee finished 46th in the Learfield IMG College Directors' Cup. The Big Orange then improved to 35th in the 2017-18 Directors' Cup standings before ascending higher to a 25th-place finish in 2018-19.

The cornerstones of Tennessee Athletics under Fulmer's leadership are communication, trust, warmth and intensity.

»Communication – Open and honest communication—no surprises—as we pursue our goals.

»Trust – Trust is earned, not given. Every day... be trustworthy.

»Warmth – You know that I care about you, and I know you care about me; together, we care about our student-athletes, our university, our state, our fans and our community.

»Intensity – We attack each day with great intensity to achieve our goals and be the very best at our chosen calling.

Fulmer leaned on those same four pillars while leading his alma mater's storied football program to the most dominant era in its modern history.

Fulmer's 17 years at the helm of the Volunteers program produced a record of 152 wins and 52 losses. At the conclusion of Fulmer's final season, he was the dean of SEC football coaches and no active coach with at least a decade in

Division I-A had a better winning percentage (.744).

Under his tutelage, the Volunteers were the first to win the Bowl Championship Series National Championship in 1998 and made five appearances in the SEC Championship game, winning it in 1997 and 1998 and also capturing SEC East titles in 1997, 1998, 2001, 2004 and 2007.

Fulmer was named SEC Coach of the Year and National Coach of the Year in 1998.

A 1972 Tennessee graduate, he starred on the offensive line during his playing career, serving as team co-captain as a senior. The Vols were 30-5 and won an SEC Championship and a Sugar Bowl during his playing career from 1969-71.

He returned to Rocky Top as an assistant coach in 1980 before being named head coach in 1992.

Fulmer built his programs by challenging and motivating his teams to victories when the pressure was highest. Among his many accolades:

»Nine Fulmer-coached squads eclipsed the 10-win mark and two others just missed with nine victories.

»Eighteen of Fulmer's Vols earned first-team All-America honors, 70 Vols garnered first-team All-SEC acclaim and he produced 19 first-round NFL Draft selections and had a total of 101 players selected overall.

»Under Fulmer, the Vols were ranked in the national polls at game time for 169 of his 204 games as head coach.

»Tennessee posted a 44-37 record against teams ranked in the Associated Press Top-25 Poll during his tenure.

»Fulmer is one of only three coaches to produce multiple winners of the Draddy Award (now known as the William V. Campbell Trophy), which recognizes the nation's top academic and athletic student-athlete by The National Football Foundation & College Football Hall of Fame. Offensive lineman Michael Munoz and quarterback Peyton Manning both received the award under Fulmer's tutelage.

Fulmer's family approach in developing and guiding his young men on and off the field gave him the opportunity to mentor some of the top names in college and NFL history—including Manning, Eric Berry, Chad Clifton, Al Wilson and Jason Witten. Fulmer's motivation was rooted in his role as a principled mentor who pushed his student-athletes to grow socially, spiritually, academically and personally, as well as athletically.

Fulmer's reputation as an ace recruiter led many analysts to praise him as one of the top head coach recruiters. His holistic approach earned recognition from his peers as he was named the second coach in history to earn the Eddie Robinson Coach of Distinction Trophy, the presidency of the American Football Coaches Association, and national, regional and conference coach of the year honors.

His induction into the 2012 National Football Foundation and College Football Hall of Fame on the first ballot was a rare accomplishment, signifying immense respect from his peers. He previously was inducted to the Tennessee Sports Hall of Fame in 2001 and the Greater Knoxville Sports Hall of Fame in 2008. He was welcomed into the Tennessee Athletics Hall of Fame in 2017.

In 2019, Fulmer served as chair of the board of directors for the Tennessee Sports Hall of Fame.

Fulmer's three daughters—Courtney, Brittany and Allison—each graduated from the University of Tennessee's College of Communication & Information. Brittany and Allison also lettered as Lady Vols, competing as a diver and a softball player, respectively. His son, Phillip Jr., lives and works in White House, Tennessee.

SENIOR ATHLETICS STAFF

DR. MIKKI ALLEN
ASSISTANT A.D. FOR PLAYER RELATIONS/ DEVELOPMENT

ANGIE BOYD KECK
SR. ASSOCIATE ATHLETICS DIRECTOR/ SR. WOMAN ADMIN.

TARA BROOKS
ASSISTANT ATHLETICS DIRECTOR FOR ADMINISTRATION

ANDREW DONOVAN
ASSOCIATE ATHLETICS DIRECTOR FOR REGULATORY AFFAIRS

DAVID ELLIOTT
ASSOCIATE ATHLETICS DIRECTOR FOR EVENT MANAGEMENT

KURT GULBRAND
SENIOR ASSOCIATE ATHLETICS DIRECTOR FOR DEVELOPMENT

BRETT HUEBNER
SENIOR ASSOCIATE ATHLETICS DIRECTOR FOR BUS. AFFAIRS/ADMINISTRATION

TYLER JOHNSON
SENIOR ASSOCIATE ATHLETICS DIRECTOR

JANEEN LALIK
SENIOR ASSOCIATE ATHLETICS DIRECTOR FOR STRATEGIC INITIATIVES

JASON McVEIGH
ASSOCIATE ATHLETICS DIRECTOR FOR SPORTS MEDICINE

TOM SATKOWIAK
ASSOCIATE ATHLETICS DIRECTOR FOR COMMUNICATIONS

DR. JOE SCOGIN
SENIOR ASSOCIATE ATHLETICS DIRECTOR/ ASSISTANT PROVOST

REID SIGMON
DEPUTY ATHLETICS DIRECTOR/CHIEF OPERATING OFFICER

DARA WORRELL
SENIOR ASSOCIATE ATHLETICS DIRECTOR

KEVIN ZURCHER
ASSISTANT ATHLETICS DIRECTOR FOR FACILITIES AND CAPITAL PROJECTS

EXPANDED SENIOR STAFF

Joe Arnone	Associate Athletics Director for Ticket Operations
Brad Briggs	Assistant Athletics Director for Business and Finance
Jimmy Delaney	Associate Athletics Director for Fan Experience & Sales
Steve Early	Vol Network General Manager
Kellen Hiser	Director of Digital & Creative Strategy
Link Hudson	Assistant Athletics Director for Broadcasting
Blake Johnson	Assistant Athletics Director for Development
Megan Kain	Assistant Athletics Director for Development
Bob Kesling	Director of Broadcasting
Thomas Moats	Assistant Athletics Director for Information Technology
Marshall Steward	Executive Director of Academic Services
Zach Stipe	Director of Football Communications
Adam Tate	Assistant Athletics Director for Compliance
Todd Watson	Director of Football Operations
Jessica Wildfire	Executive Director for Student-Athlete Development
Dan Wirth	Director of Strength & Conditioning for Olympic Sports

2019-20 TENNESSEE LADY VOLS

LOU BROWN

FORWARD 21

REDSHIRT SENIOR • TR • 6-3
MELBOURNE, AUSTRALIA • WASHINGTON STATE

HONORS (AT WSU)
- Honorable Mention Pac-12 All-Academic – 2017-18
- Honorable Mention Pac-12 All-Academic – 2015-16

CAREER (AT WSU)
- Started 71 of 95 games during her career at Washington State.
- Averaged 5.6 points, 5.6 rebounds.
- Tallied 529 points, 167 rebounds, 106 assists, 88 steals and 66 blocks.
- Hit 80 three-pointers in 245 attempts for 32.7 percent.
- Career highs include 16 points vs. Nebraska (11/26/16), 16 rebounds vs. Oklahoma State (11/20/16), six assists vs. Cal (2/23/16), four steals (twice) and four blocked shots vs. Hampton (11/25/14).

2018-19 – RS-SENIOR (AT UT)
- Sat out 2018-19 season after suffering a torn ACL during practice on Oct. 17, 2018.
- Learned on April 16, 2019, that she was being granted an additional season of eligibility by the NCAA.
- Lady Vols' second-ever international player (Cheridene Green) and second-ever graduate transfer (Schaquilla Nunn).
- UT's first women's basketball player from Australia.

2017-18 – RS-JUNIOR (AT WSU)
- Bounced back after an injury brought an end to her previous season after seven games.
- Started 23 of 28 contests as a redshirt junior, averaging 6.4 points and 6.0 rebounds.
- She was the team's leading rebounder and fifth-leading scorer.
- Scored in double figures in nine games and had six contests with double-digits in rebounds.
- Tallied four double-doubles.
- Knocked down a single-season career-most 29 threes in 87 attempts (.333).
- Tallied her most field goals and attempts, hitting 62 of 171 (.363).
- Shot 78.1 percent from the free throw line (25-32).
- Had a career high for assists in a season with 49.

2016-17 – JUNIOR (AT WSU)
- Played and started just seven games before suffering a season-ending foot injury.
- Prior to injury, led the team in rebounding at 6.9 rpg. while scoring 10.4 ppg.
- Scored a career-best 16 points against Nebraska on Nov. 26.
- Grabbed a career-best 16 rebounds, tied for the 13th-most in WSU history, versus Oklahoma State on Nov. 20 in the game in which she suffered her foot injury.

2015-16 – SOPHOMORE (AT WSU)
- Appeared in 28 games and started 25.
- Averaged 5.5 ppg. and 4.0 rpg.
- Recorded first-career double-double in win against No. 25 USC (Jan. 15) with 10 points and 13 rebounds.
- Scored in double digits seven times, including 14 points in win over Gonzaga (Dec. 8) and at California (Jan. 29).
- Also scored 13 points in game vs. UCLA (Jan. 17), shooting 5-of-8 from the floor.
- Finished the season with a .377 field goal percentage (57-of-151).
- Recorded 39 steals, which was third-most on the team.
- Part of WSU's frontline that set the single-season blocks record, swatting 19 of the Cougars' 120 total blocked shots.
- Pulled in 112 rebounds and distributed 31 assists, including five in last-second win at Arizona (Feb. 21).
- Earned Pac-12 All-Academic honorable mention in first year of eligibility for the award.

2014-15 – FRESHMAN (AT WSU)
- Appeared in all 32 games, starting final 16, and averaged 3.9 ppg.
- Finished second on team at 6.5 rpg., second-highest average in WSU freshman single-season history.
- Tied for the team lead with 29 blocks, third-most in WSU freshman single-season history.
- Recorded 23 steals and 17 assists on the season.
- Shot 32.9 percent (48-146) from the field and went 14-of-58 (.241) from behind the arc.
- Scored in double figures twice and grabbed double-digit rebounds seven times.
- Grabbed 207 caroms, second-most in WSU freshman single-season history.
- Grabbed six rebounds in collegiate debut, a season-opening win over No. 22 Dayton.
- Tallied a season-high 11 rebounds in win over Idaho State.
- First career points came against No. 16 Nebraska, as she finished with seven points, 10 rebounds, two assists and one block against the Huskers.
- Scored a season-high 13 points, grabbed nine boards and blocked four shots in road win over Hampton.
- Brought down 10 rebounds in win at UC Santa Barbara.
- Scored eight points and had six rebounds in near-upset of No. 15 Stanford.
- Scored 10 points and grabbed five rebounds in win over Utah.
- Brought down 10 rebounds against No. 7 Oregon State.
- Had four points, 11 boards and three blocks at Colorado.

INTERNATIONAL/HIGH SCHOOL
- She was ranked No. 2 by ProspectsNation.com among international high school recruits in 2014.
- Played on Australia's Victoria Metro state teams for four years.
- She helped her state team earn a gold medal playing at the Under 16 Nationals in 2010 and another gold medal playing at the Under 18 Nationals in 2011.
- In 2013, Brown led her state team to a gold medal in the Under 20 Nationals and also helped the national team to a third-place finish at the FIBA U19 World Championships in Lithuania.
- In 2012, Brown helped the national team to a fifth place finish at the FIBA U17 World Championships in Amsterdam, averaging a team-best 8.4 rpg. in eight games.
- She also won the FIBA Oceania Championships on the Australia U17 Team and earned the Victoria School Sports Award for outstanding achievement by a secondary school student.
- Twice she earned an Australia Institute of Sport scholarship.

PERSONAL
- Full name is Louise M. "Lou" Brown.
- Born July 23, 1995, in Adelaide, Australia.
- Parents are Stephen and Nicola Brown.
- Has a younger sister, Emily.
- Majored in sport management at Washington State and graduated in May 2018.
- Pursuing a master's degree in communication and information with concentration in journalism and electronic media.
- Recipient of the Lloyd Lawson Thornton Winners' Circle Scholarship.
- Follow @loubrown721 on Twitter and @loubrown7 on Instagram.

BROWN'S CAREER STATISTICS

Season	GP-GS	MIN/MPG	FGs	FG Pct	3FGs	3FG Pct	FTs	FT Pct	O-R-Reb	RPG	PF-FO	Asst	TO	Blk	Stl	Pts	PPG
14-15	32-16	855/26.7	48-146	.329	14-58	.241	14-22	.636	72-135-207	6.5	85-2	17	53	29	23	124	3.9
15-16	28-25	623/22.3	57-151	.377	25-69	.362	15-26	.577	32-80-112	4.0	57-0	31	45	19	39	154	5.5
16-17	7-7	192/27.4	24-72	.333	12-31	.387	13-19	.684	11-37-48	6.9	13-0	9	15	8	11	73	10.4
17-18	28-23	664/23.7	62-171	.363	29-87	.333	25-32	.781	45-122-167	6.0	58-2	49	43	10	15	178	6.4
TOTAL	**95-71**	**2334/24.6**	**191-540**	**.354**	**80-245**	**.327**	**67-99**	**.677**	**160-374-534**	**5.6**	**213-4**	**106**	**156**	**66**	**88**	**529**	**5.6**

2018-19 SEASON HIGHS

Points:	N/A
Rebounds:	N/A
Assists:	N/A
Steals:	N/A
Blocks:	N/A
Field Goals:	N/A
3-Pointers:	N/A
Free Throws:	N/A
Minutes:	N/A

CAREER HIGHS

Points:	16 // Nebraska, 11/25/16
Rebounds:	16 // Oklahoma St., 11/25/16
Assists:	6 // California, 2/23/18
Steals:	4 // Gonzaga, 12/8/15
Blocks:	3 // San Diego, 12/2/16
Field Goals:	5 // Arizona, 2/2/18*
3-Pointers:	4 // Idaho St., 12/1/17*
Free Throws:	6 // Boise St., 12/18/17
Minutes:	32 // St. Mary's, 11/13/16

SEC HIGHS

Points:	N/A
Rebounds:	N/A
Assists:	N/A
Steals:	N/A
Blocks:	N/A
Field Goals:	N/A
3-Pointers:	N/A
Free Throws:	N/A
Minutes:	N/A

NCAA HIGHS

Points:	N/A
Rebounds:	N/A
Assists:	N/A
Steals:	N/A
Blocks:	N/A
Field Goals:	N/A
3-Pointers:	N/A
Free Throws:	N/A
Minutes:	N/A

RAE BURRELL

GUARD/FORWARD 12

SOPHOMORE • 1L • 6-1
LAS VEGAS, NEV. • LIBERTY HS

2018-19 - FRESHMAN

- Saw action in every game as a freshman, averaging 3.6 points and 12.7 minutes of duty.
- Scored in 21 of 32 outings, hitting double figures on five occasions.
- Had nine games where she pulled down five or more rebounds.
- Reached double figures in points during the first three games of her college career.
- Opened the season by scoring 14 points and pulling down five rebounds vs. Presbyterian.
- Scored 10 points and pulled down eight boards the next game vs. UNC Asheville.
- Matched her season high in points vs. Florida A&M in game three, tallying 14.
- Knocked down a season-best three treys vs. FAMU and grabbed six boards in that game as well.
- Posted SEC highs of 12 points, seven rebounds and 32 minutes played against Alabama.
- Had her best shooting game of the year vs. Murray State, hitting five of seven attempts from the field, including her only try from the three-point arc, en route to 11 points. She also added six rebounds.
- Tallied seven points, four rebounds and a steal in 20 minutes against South Carolina.
- Played 21 minutes against ETSU, recording six rebounds, five points and a blocked shot.

AAU BASKETBALL

- Played for Cal Swish AAU program.

HIGH SCHOOL

- Ranked No. 43 overall and No. 8 wing in the 2018 HoopGurlz espnW Top 100.
- Ranked No. 119 overall and the No. 19 wing in the 2018 Prospectsnation.com Elite 150.
- McDonald's All-American Game nominee (2018).
- American Family Insurance ALL-USA Nevada Girls Basketball Team (2017, 2018).
- Las Vegas Review-Journal Best of Nevada Preps Female Athlete of the Year (2018).
- Las Vegas Review-Journal Best of Nevada Preps (2018).
- NevadaPreps.com All-State First Team (2017, 2018).
- All-Southeast League First Team (2018).

- Played at Liberty High School as a senior after attending Foothill her first three years.
- Averaged 14.9 ppg., 7.9 rpg., 2.5 spg., 2.5 apg. and 1.0 bpg. as a senior.
- Averaged 17.5 ppg., 7.5 rpg., 1.9 apg. and 1.3 bpg. as a junior.
- Played a key role as LHS won the Sunrise Region and finished second in the 2018 state tournament with a 31-3 record.
- Helped FHS win the Sunrise Region and make it to the 2017 state semifinals.
- Also competed in soccer and track & field in high school, posting the best high jump mark in the state as a senior at 5-6.
- Honorable mention all-state in track & field in 2018.

PERSONAL

- Full name is Rae Marie Burrell.
- Born on June 21, 2000, in Las Vegas, Nev.
- Parents are John and Ann Burrell.
- Mom (Ann Barry) played basketball at the University of Nevada, Reno, where she averaged 10.6 rebounds per game one season and yanked down a school record 25 in a single game.
- Her dad was a track & field All-American in the long jump at UNR.
- Has a brother, Jonas.
- Cousin Evan Roquemore played basketball at Santa Clara from 2010-14.
- Rae volunteered with Special Olympics while in high school.
- Majoring in communication studies.
- Recipient of the Perry Stuart Smith Women's Basketball Scholarship Endowment.
- Follow @Raehoops on Twitter and @rae.hoops on Instagram.

BURRELL'S CAREER STATISTICS

Season	GP-GS	MIN/MPG	FGs	FG Pct	3FGs	3FG Pct	FTs	FT Pct	O-R-Reb	RPG	PF-FO	Asst	TO	Blk	Stl	Pts	PPG
2018-19	32-0	405/12.7	44-139	.317	7-32	.219	21-37	.568	40-48-88	2.8	28-0	13	30	10	7	116	3.6
Totals	**32-0**	**405/12.7**	**44-139**	**.317**	**7-32**	**.219**	**21-37**	**.568**	**40-48-88**	**2.8**	**28-0**	**13**	**30**	**10**	**7**	**116**	**3.6**

2018-19 SEASON HIGHS

Points:	14 // Florida A&M, 11/18/18*
Rebounds:	8 // UNC Asheville, 11/14/18
Assists:	2 // Ole Miss, 3/3/19*
Steals:	1 // South Carolina, 2/24/19 *
Blocks:	2 // MIssissippi St., 3/8/19
Field Goals:	5 // Alabama, 1/17/19*
3-Pointers:	3 // Florida A&M, 11/18/18*
Free Throws:	4 // UNC Asheville, 11/14/18
Minutes:	32 // Alabama, 1/17/19

CAREER HIGHS

Points:	14 // Florida A&M, 11/18/18*
Rebounds:	8 // UNC Asheville, 11/14/18
Assists:	2 // Ole Miss, 3/3/19*
Steals:	1 // South Carolina, 2/24/19 *
Blocks:	2 // MIssissippi St., 3/8/19
Field Goals:	5 // Alabama, 1/17/19*
3-Pointers:	3 // Florida A&M, 11/18/18*
Free Throws:	4 // UNC Asheville, 11/14/18
Minutes:	32 // Alabama, 1/17/19

SEC HIGHS

Points:	12 // Alabama, 1/17/19
Rebounds:	7 // Alabama, 1/17/19
Assists:	2 // Ole Miss, 3/3/19
Steals:	1 // South Carolina, 2/24/19 *
Blocks:	2 // MSU, 3/8/19
Field Goals:	5 // Alabama, 1/17/19
3-Pointers:	1 // Arkansas, 1/21/19
Free Throws:	2 // Florida, 1/31/19*
Minutes:	32 // Alabama, 1/17/19

NCAA HIGHS

Points:	N/A
Rebounds:	N/A
Assists:	N/A
Steals:	N/A
Blocks:	N/A
Field Goals:	N/A
3-Pointers:	N/A
Free Throws:	N/A
Minutes:	2 // UCLA 3/23/219



RENNIA DAVIS

GUARD/FORWARD

0

JUNIOR • 2L • 6-2
JACKSONVILLE, FLA. • RIBAULT H.S.

CAREER HONORS

- VOLeaders Academy -- 2019-20
- WBCA All-America Honorable Mention -- 2018-19
- WBCA All-Region 2 -- 2018-19
- Coaches All-SEC Second Team -- 2018-19
- AP All-SEC Second Team -- 2018-19
- SEC Academic Honor Roll -- 2018-19
- Junkanoo Jam MVP -- 2018-19
- Junkanoo Jam All-Tournament Team -- 2018-19
- SEC Player of the Week (2/19) -- 2018-19
- TSWA Player of the Week (11/27) -- 2018-19
- College Sports Madness SEC Player of the Week (2/4) -- 2018-19
- Cheryl Miller Award Top-10 Finalist -- 2018-19
- Named to the SEC All-Freshman Team -- 2017-18
- VOLSCARS Female Rookie of the Year -- 2017-18
- SEC Freshman of the Week (2/13) -- 2017-18
- SEC Freshman of the Week (11/28) -- 2017-18

2018-19 - SOPHOMORE

- Named to the 2019 All-SEC Second Team by both the coaches and media.
- Was a WBCA All-America Honorable Mention selection.
- Member of the 2018-19 SEC Academic Honor Roll.
- Led UT in scoring (14.9), rebounding (7.7) and free throw percentage (.856) in her second season on Rocky Top.
- She ranked No. 1 in the SEC in free throw percentage, No. 8 in rebounding and No. 12 in scoring.
- Her scoring average tied for No. 5 all-time by a UT sophomore, while her rebound average is the ninth-best for a second-year performer at Tennessee.
- Her career free throw percentage of .805 stands No. 10 on UT's all-time list.
- Had the seventh-most double-doubles ever by a UT sophomore (9) and her 18 as a Lady Vol put her at No. 20 on the career list.
- Her sophomore double-double total (9) is the sixth-most by an active player in the SEC and second-most by an underclassman.
- Led Tennessee in scoring on nine occasions and was UT's leading rebounder in 15 contests during the 2018-19 season.
- Scored in double figures a team-leading 26 times, with 16 games of 15+ points and six of 20 or more.
- Had 10 games with 10 or more rebounds.
- Hit 29 of 34 free throws inside the final four minutes of games.
- Paced UT in scoring with a season-high 29 points at Mississippi State while pulling down six boards.
- Tallied 23 points and 14 rebounds in UT's SEC-opening win at Auburn.
- Led UT in scoring against UCLA in the first round of the NCAA Tournament with 21 points and 10 rebounds.
- Recorded a double-double against Stanford with 14 points, 10 rebounds and a pair of steals.
- Scored 19 points while dishing out three assists against LSU in the SEC Tournament.
- Named SEC Player of the Week after posting double-doubles against Auburn (15 pts./10 rebs.) and Mizzou (16 pts./11 rebs.).
- Named College Sports Madness SEC Player of the Week after logging double-doubles against Florida (19 pts./10 rebs.) and Vanderbilt (17 pts./12 rebs.).
- Named MVP of the Junkanoo Jam after averaging 15.5 points, 5.5 rebounds, 2.5 assists and 2.0 steals during the tournament.
- Produced 24 points and seven rebounds in a crucial home victory over LSU.
- Tallied 16 points, two assists and a team-high eight rebounds against Mississippi State in the quarterfinals of the SEC Tournament.
- Knocked down three treys in the fourth quarter, leading UT scoring with 18 points in its come-from-behind win over UAB.
- Cheryl Miller Award Top 10 Finalist
- Named to Women's Citizen Naismith Trophy and John R. Wooden Preseason Watch Lists.
- Named to SEC Preseason All-SEC First Team by coaches and media.
-

2017-18 - FRESHMAN

- Averaged 12.0 points and 7.6 rebounds as a freshman, starting 32 of 33 games.
- Ranked No. 11 in rebounding in the SEC as a rookie, including second among freshmen.
- Finished sixth all-time in rebounds per game by a Lady Vol freshman at 7.6, leading the team on the boards six times during the 2017-18 season.
- Shot .483 from the field, .329 on three-pointers and .740 from the free throw line.
- Knocked down 25 threes to rank fourth on the team.
- Notched nine double-doubles to tie Tamika Catchings for fifth-most double-doubles ever recorded by a Lady Vol freshman. Tennessee alums ahead of her on the list are Chamique Holdsclaw (16), Sheila Frost (11), Bashaara Graves (10) and Candace Parker (10).
- Tallied 10+ points in 20 contests and led the team in scoring on five occasions.
- Scored in double figures during 13 of the final 18 games of her freshman campaign.
- Davis' 33 points against Arkansas was the third-highest point total ever by a Lady Vol freshman behind only Tamika Catchings (35) and Candace Parker (34).
- In that Arkansas game, she added 14 rebounds, four assists, one block and one steal, setting new career highs in points, rebounds and three pointers made.
- Named SEC Freshman of the Week on Feb. 13 after the effort vs. Arkansas and an 11-point, eight-rebound result vs. #18/18 Georgia.
- Banked in a three at the buzzer to give Tennessee a win over Auburn in the second round of the SEC Tournament; finishing with 16 points and five rebounds.
- Posted a double-double in her first NCAA appearance, tallying 18 points, 11 rebounds and three assists vs. Liberty.
- Tallied solid performances vs. No. 2/4 Texas (16 pts., 10 rebs.), No. 18/24 Stanford (7 pts., 10 rebs.) and #5/5 Notre

Dame (12 pts., 5 rebs.).
- Led the team in scoring with 18 points against #7/6 South Carolina while pulling down 10 rebounds in the teams' meeting in Knoxville on Feb. 25.
- Also had 18 points each vs. Alabama, Alabama State and Ole Miss.
- Named SEC Freshman of the Week (11/28) after averaging 12.7 points and 8.3 rebounds as Tennessee went 3-0 at the Cancun Challenge.
- Included in that tourney, she had double-doubles vs. No. 20 Marquette (14 pts., 10 rebs.) and Oklahoma State (12 pts., 10 rebs.) and 12 points vs. South Dakota.
- Tallied 17 points, eight rebounds and added three steals in 22 minutes against James Madison in the second game of the year.

USA/AAU BASKETBALL

- Participated in the 2016 USA Women's U17 World Championship Team Trials.
- Played AAU ball for Essence.

HIGH SCHOOL

- Ranked No. 9 overall and the No. 3 wing in the 2017 Prospectsnation.com Elite 150.
- Ranked No. 12 overall and the No. 3 wing in the 2017 HoopGurlz espnW Top 100.
- McDonald's All-American (2017).
- Played in Jordan Brand Classic (2017).
- MaxPreps First-Team All-American (2017).
- WBCA Honorable Mention All-American (2017).
- Naismith Honorable Mention All-American (2017).
- Florida Gatorade Girls Player of the Year (2017).
- Florida Miss Basketball (2017).
- FABC 4A All-State First Team (2014, 2015, 2016, 2017).
- Finished her career with 2,304 points.
- Averaged 26.3 ppg., 10.5 rpg. and 3.4 apg. while leading the Trojans to the 2017 state title.
- Averaged 20.3 ppg., 10.4 rpg. and 3.1 apg. as a junior in 2016 en route to a state championship.
- Was named MVP of the 2016 Dick's Sporting Goods High School Nationals at Madison Square Garden.
- Tallied 17.9 ppg. and 8.8 rpg. as a sophomore, and 12.0 ppg. and 4.9 rpg. as a freshman.
- Career highs included 43 points, 21 rebounds, 11 assists and nine steals.
- Member of National Honor Society and National Beta Club.

PERSONAL

- Full name is Rennia Tyi Davis.
- Nickname is "Re."
- First and middle names are pronounced reh-NYE-uh TIE
- Born on Feb. 24, 1999, in Jacksonville, Fla.
- Mother is Sheretta Davis.
- Has two siblings, Rodnetta Chandler and Shavonna Davis.
- Taking advantage of the Early College Program at Ribault, Rennia earned an Associate of Arts degree from Florida State College while she was in high school.
- Enjoys cooking and playing pool.
- Would like to own a restaurant someday.
- Majoring in hotel, restaurant and tourism management with a minor in business administration.
- Recipient of the Randall Keith Nutt Athletic Scholarship Endowment.
- Follow @Legend_Hooper on Twitter and @Legend.Hooper on Instagram.Hooper on Instagram.

DAVIS' CAREER STATISTICS

Season	GP-GS	MIN/MPG	FGs	FG Pct	3FGs	3FG Pct	FTs	FT Pct	O-R-Reb	RPG	PF-FO	Asst	TO	Blk	Stl	Pts	PPG
17-18	33-32	970/29.4	157-325	.483	25-76	.329	57-77	.740	79-171-250	7.6	83-2	57	69	11	35	396	12.0
18-19	31-30	1000/32.3	173-379	.456	34-92	.370	83-97	.856	68-172-240	7.7	80-2	44	83	10	41	463	14.9
Totals	**64-62**	**1970/30.8**	**330-704**	**.469**	**59-168**	**.351**	**140-174**	**.805**	**147-343-490**	**7.7**	**163-4**	**101**	**152**	**21**	**76**	**859**	**13.4**

2018-19 SEASON HIGHS

Points:	29 // MSU, 2/10/19
Rebounds:	14 // Auburn, 1/3/19
Assists:	4 // Florida A&M, 11/18/18
Steals:	4 // Vanderbilt, 2/28/19*
Blocks:	2 // UCLA., 3/23/19*
Field Goals:	13 // Mississippi St., 2/10/19
3-Pointers:	3 // Mississippi St., 2/10/19*
Free Throws:	11 // Stetson, 12/5/18
Minutes:	40 // Mississippi St., 3/8/19*

CAREER HIGHS

Points:	33 // Arkansas, 2/8/18
Rebounds:	14 // Auburn, 1/3/19 *
Assists:	5 // Ala. St., 12/3/17
Steals:	4 // Vanderbilt, 2/28/19*
Blocks:	2 // UCLA., 3/23/19*
Field Goals:	13 // Mississippi St., 2/10/19*
3-Pointers:	3 // Mississippi St., 2/10/19*
Free Throws:	11 // Stetson, 12/5/18
Minutes:	40 // MSU, 3/8/19*

SEC HIGHS

Points:	33 // Arkansas, 2/8/18
Rebounds:	14 // Auburn, 1/3/19*
Assists:	4 // S. Carolina, 2/25/18*
Steals:	4 // Vanderbilt, 2/28/19*
Blocks:	2 // Vanderbilt., 2/3/19
Field Goals:	13 // MSU, 2/10/19*
3-Pointers:	3 // MSU, 2/10/19*
Free Throws:	6 // Auburn, 1/3/19*
Minutes:	40 // MSU, 3/8/19*

NCAA HIGHS

Points:	21 // UCLA, 3/23/19
Rebounds:	11 // Oregon St., 3/18/18*
Assists:	3 // UCLA, 3/23/19*
Steals:	1 // UCLA, 3/23/19*
Blocks:	2 // UCLA., 3/23/19
Field Goals:	8 // UCLA, 3/23/19
3-Pointers:	1 // Liberty, 3/16/18
Free Throws:	5 // UCLA, 3/23/19
Minutes:	40 // Oregon St., 3/18/18

ZAAY GREEN

GUARD 14

SOPHOMORE • 1L • 6-0
DUNCANVILLE, TEXAS • DUNCANVILLE H.S.

CAREER HONORS

- Named to the SEC All-Freshman Team -- 2018-19
- SEC Freshman of the Week (12/4 &1/29) -- 2018-19

2018-19 FRESHMAN

- Named to the 2019 SEC All-Freshman Team.
- Started 24 games and played in all 32 as a freshman, averaging 9.6 ppg. and 4.0 rpg.
- Was UT's third highest scorer and rebounder in conference play, averaging 10.3 ppg. and 4.8 rpg. in SEC games.
- Became just the 22nd Lady Vol to start in a season opener as a freshman.
- Scored in double digits on 14 occasions and had three or more assists in 10 games.
- Led team in blocked shots six times as a rookie.
- Shot 75 percent from the field en route to a career-high 25 points in a home win over Auburn.
- Named SEC Freshman of the Week after logging 17 points and five rebounds in 29 minutes played against Oklahoma State in her second career start.
- Named SEC Freshman of the Week after averaging 14.5 points, 5.0 rebounds and 5.0 assists against Notre Dame and LSU.
- Led Tennessee in scoring against Notre Dame with a (then) career-high 19 points, eight rebounds and five assists.
- Recorded her first career double-double with 14 points and 11 rebounds against Alabama.
- Tallied 14 points, two rebounds and a steal in 30 minutes of action against No. 8/9 Stanford.
- Had 17 points and six boards vs. Arkansas.
- Pulled down a career-high-tying 11 boards at Vandy while adding seven points.
- Produced 10 points, five assists and two boards in the home victory over LSU.

USA/AAU BASKETBALL

- Participated in the 2018 USA Basketball U18 National Team Trials
- Participated in the 2016 USA Basketball U17 World Championship Team Trials.

HIGH SCHOOL

- Ranked No. 10 overall and the No. 2 guard in the HoopGurlz espnW Top 100.
- Ranked No. 23 overall and the No. 3 guard in the 2018 Prospectsnation.com Elite 150.
- McDonald's All-American (2018).
- Naismith All-America Third-Team (2018).
- MaxPreps Fourth-Team All-American (2018).
- American Family Insurance ALL-USA Girls Basketball Third Team (2018).
- American Family Insurance ALL-USA Texas Girls Basketball Team (2016, 2017, 2018).
- Played in Jordan Brand Classic (2018).
- Started in the McDonald's All-American Game and Jordan Brand Classic.
- TABC 6A All-State (2017, 2018).
- 6A State Championship MVP (2016, 2017) as Duncanville won state titles.
- Dallas Morning News Girls Newcomer of the Year (2015).
- Dallas Morning News Girls Basketball Player of the Year (2017).
- Dallas Morning News All-Area Team (2018).
- District 7-6A MVP (2018).
- Averaged 15.5 ppg., 4.8 rpg., 3.7 apg. and 1.8 spg. as a senior.
- Averaged 17.8 ppg., 5.1 rpg. and 3.1 apg. as a junior.
- Also played volleyball in high school.
- Earned Academic All-State honors at DHS.

PERSONAL

- Full name is Zarielle Lacole "Zaay" Green.
- Born March 25, 2000, in Dallas, Texas.
- Parents are Zoderick Green and Yolanda Harris.
- Her mother was a four-year starter on the basketball team at Stephen F. Austin from 1994-97, and still holds the program's No. 6 all-time single-season steals total (87, 1996-97).
- Her father was an All-America player at Central Oklahoma and still holds the school record for assists in a game with 17 vs. Tarleton State in 1995.
- Has three sisters: Zarria Green and Ariele and Ariana Warren.
- Played at same high school as Lady Vol, WNBA and Olympic legend Tamika Catchings.
- Majoring in communication Studies.
- Recipient of the Marion D. Hoppe Winners' Circle Scholarship.
- Follow @Zaaaay on Twitter and @queenzaay on Instagram.

GREEN'S CAREER STATISTICS

Season	GP-GS	MIN/MPG	FGs	FG Pct	3FGs	3FG Pct	FTs	FT Pct	O-R-Reb	RPG	PF-FO	Asst	TO	Blk	Stl	Pts	PPG
2018-19	32-24	847/26.5	129-328	.393	22-101	.218	27-39	.692	40-88-128	4.0	88-3	72	59	13	30	307	9.6
Totals	**32-24**	**847/26.5**	**129-328**	**.393**	**22-101**	**.218**	**27-39**	**.692**	**40-88-128**	**4.0**	**88-3**	**72**	**59**	**13**	**30**	**307**	**9.6**

2018-19 SEASON HIGHS

Points:	25 // Auburn, 2/14/19
Rebounds:	11 // Vanderbilt, 2/3/19*
Assists:	7 // Auburn, 1/3/19
Steals:	5 // Presbyterian, 11/11/18
Blocks:	2 // Auburn, 1/3/19
Field Goals:	12 // Auburn, 2/14/19
3-Pointers:	3 // Presbyterian, 11/11/18
Free Throws:	4 // Stetson, 12/5/18
Minutes:	37 // South Carolina, 2/24/19*

CAREER HIGHS

Points:	25 // Auburn, 2/14/19
Rebounds:	11 // Vanderbilt, 2/3/19*
Assists:	7 // Auburn, 1/3/19
Steals:	5 // Presbyterian, 11/11/18
Blocks:	2 // Auburn, 1/3/19
Field Goals:	12 // Auburn, 2/14/19
3-Pointers:	3 // Presbyterian, 11/11/18
Free Throws:	4 // Stetson, 12/5/18
Minutes:	37 // South Carolina, 2/24/19*

SEC HIGHS

Points:	25 // Auburn, 2/14/19
Rebounds:	11 // Vanderbilt, 2/3/19*
Assists:	7 // Auburn, 1/3/19
Steals:	1 // Florida, 1/31/19*
Blocks:	2 // Auburn, 1/3/19
Field Goals:	12 // Auburn, 2/14/19
3-Pointers:	2 // Missouri, 1/6/19
Free Throws:	2 // South Carolina, 2/24/19*
Minutes:	37 // South Carolina, 2/24/19

NCAA HIGHS

Points:	4 // UCLA, 3/23/19
Rebounds:	2 // UCLA, 3/23/19
Assists:	--
Steals:	--
Blocks:	1 // UCLA, 3/23/19
Field Goals:	2 // UCLA, 3/23/19
3-Pointers:	--
Free Throws:	--
Minutes:	15 // UCLA, 3/23/19



KAMERA HARRIS

FORWARD 5

SENIOR • 3L • 6-3
HAMPTON, GA. • DUTCHTOWN H.S.

HONORS

- Women's basketball representative for UT's Student-Athlete Advisory Council -- 2019-20
- Member of SEC Student-Athlete Leadership Council -- 2019-20
- SEC Academic Honor Roll -- 2018-19
- First-Year SEC Academic Honor Roll -- 2016-17

2018-19 - JUNIOR

- Named to the 2018-19 SEC Academic Honor Roll.
- Saw action in career-high 19 games as a junior, scoring in six contests and snagging a rebound in nine.
- Played 16 minutes against Notre Dame, scoring two points, grabbing two boards and blocking a shot.
- Tied her career high of four boards against Murray State while dishing out an assist and scoring a point.
- Played nine minutes against Texas, tallying a rebound, a steal and a blocked shot.
- Recorded four points, four rebounds and two steals in 19 minutes against Florida A&M.
- Played 19 minutes against Presbyterian, scoring two points and snagging three boards.

2017-18 - SOPHOMORE

- Saw action in ten games as a sophomore, scoring in three of them and grabbing a carom in seven contests.
- Saw six minutes of action against Liberty during the NCAA First Round, posting two points and a rebound.
- Tallied two points, a block and two rebounds in four minutes against ETSU.
- Played 12 minutes against Alabama State, scoring two points and blocking a shot.
- Pulled down two rebounds in Tennessee's 77-34 win over Central Arkansas.
- Collected two rebounds in 13 minutes of action against South Dakota.

2016-17 - FRESHMAN

- Made her SEC debut against Vanderbilt, grabbing two boards in three minutes of action.
- Notched three points and a rebound while going 1-1 from the field against Appalachian State.
- Scored four points and grabbed three rebounds in 19 minutes of action against Tennessee State.
- Scored her first career point as she made a free throw with 1:58 remaining in contest vs. ETSU.
- Made her Lady Vol debut with a blocked shot in three minutes in the win over Navy.
- Scored four points and added one board, one assist and one block in 13 minutes during her first game action as a Lady Vol, as the team claimed a 95-56 exhibition win vs. Carson-Newman.

HIGH SCHOOL

- Averaged 12.4 points, 9.9 rebounds and 8.6 blocks per game as a senior.
- Two-time team captain who earned Georgia All-State accolades as a senior.
- Tallied averages of 9.4 points, 9.3 rebounds and 7.7 blocks as a junior.
- Set a national single-game prep record for blocked shots in 2014 with 28 vs. Veterans High School in the first round of the state tournament.
- Eclipsed the previous record of 25 held by Brittney Griner.
- Featured in Sports Illustrated Faces in the Crowd for that achievement.
- Had a triple-double of 22 blocks, 10 points and 14 rebounds in another game, vs. Mays, which had a trio of six-footers, including one player standing 6-5.
- Finished her career with school-record 759 blocked shots and a 2015-16 season mark of 267.
- Dutchtown made the state final four in 2015, the Elite Eight in 2014 and the Sweet 16 in 2016.

PERSONAL

- Full name is Kamera Janel Harris
- First name is pronounced like camera.
- Born on July 19, 1998, in Atlanta, Ga.
- Mother is Karen Bailey.
- Siblings include James and Jordan Harris.
- Brother Jordan played college football at Alabama State, Morehouse and New Mexico Military Institute.
- Member of National Honor Society at DHS.
- Graduated a year early with a degree in recreation and sport management in spring 2019.
- Pursuing a master's degree in communication and information with concentration in journalism and electronic media.
- Recipient of the Bernard Kaplan Scholarship Endowment and the Elinor F. Reed Women's Basketball Scholarship Endowment.
- Follow @_kodakmoment_ on Twitter and @_kayh_ on Instagram.

HARRIS' CAREER STATISTICS

Season	GP-GS	MIN/MPG	FGs	FG Pct	3FGs	3FG Pct	FTs	FT Pct	O-R-Reb	RPG	PF-FO	Asst	TO	Blk	Stl	Pts	PPG
16-17	7-0	342/6.0	3-7	.429	0-0	.000	2-4	.500	5-4-9	1.3	10-1	0	0	1	0	8	1.1
17-18	10-0	55/5.5	3-12	.250	0-0	.000	0-2	.000	5-5-10	1.0	6-0	0	5	2	0	6	0.6
18-19	19-0	129/6.8	4-15	.267	0-0	.000	3-8	.375	11-8-19	1.0	23-0	1	13	4	4	11	0.6
Totals	**36-0**	**226/6.3**	**10-34**	**.294**	**0-0**	**.000**	**5-14**	**.357**	**21-17-38**	**1.1**	**39-1**	**1**	**18**	**7**	**4**	**25**	**0.7**

2018-19 SEASON HIGHS

Points:	4 // Florida A&M, 11/18/18
Rebounds:	4 // Murray St., 12/28/18*
Assists:	1 // Murray St., 12/28/18
Steals:	2 // Florida A&M, 11/18/18
Blocks:	1 // Florida, 1/31/19*
Field Goals:	2 // Florida A&M, 11/18/18
3-Pointers:	--
Free Throws:	1 // Vanderbilt, 2/3/19*
Minutes:	19 // Florida A&M, 11/18/18*

CAREER HIGHS

Points:	4 // Florida A&M, 11/18/18*
Rebounds:	4 // Murray St., 12/28/18*
Assists:	1 // Murray St., 12/28/18
Steals:	2 // Florida A&M, 11/18/18
Blocks:	1 // Florida, 1/31/19*
Field Goals:	2 // Florida A&M, 11/18/18*
3-Pointers:	--
Free Throws:	1 // Vanderbilt, 2/3/19*
Minutes:	19 // Florida A&M, 11/18/18*

SEC HIGHS

Points:	1 // Vanderbilt, 2/3/19
Rebounds:	2 // Mississippi St., 2/10/19*
Assists:	--
Steals:	--
Blocks:	1 // Florida, 1/31/19
Field Goals:	--
3-Pointers:	--
Free Throws:	1 // Vanderbilt, 2/3/19
Minutes:	9 // Mississippi St., 2/10/19

NCAA HIGHS

Points:	2 // Liberty, 3/16/18
Rebounds:	1 // Liberty, 3/16/18
Assists:	--
Steals:	--
Blocks:	--
Field Goals:	1 // Liberty, 3/16/18
3-Pointers:	--
Free Throws:	--
Minutes:	6 // Liberty, 3/16/18

JORDAN HORSTON

GUARD 25

FRESHMAN • HS • 6-2
COLUMBUS, OHIO • COLUMBUS AFRICENTRIC EARLY COLLEGE

USA/SUMMER BASKETBALL

- Member of gold-medal winning USA U17 National Team and MVP of 2018 FIBA U17 World Cup in Minsk, Belarus.
- Helped the 2017 USA U16 National Team capture the FIBA Americas U16 Championship gold medal with a perfect 5-0 record in Buenos Aires, Argentina.
- Played summer ball for All Ohio Girls Basketball.

HIGH SCHOOL

- No. 2 overall player, No. 1 guard, five-star recruit by espnW HoopGurlz.
- No. 2 overall player, No. 1 guard, five-star recruit by ProspectsNation.com.
- No. 2 overall player in Dan Olson College Girls' Basketball Report.
- Named MVP of the McDonald's All-American Game (2019).
- Participated in the Jordan Brand Classic and Jump 25 Ohio All-Star Classic (2019).
- WBCA All-American (2019).
- Naismith First-Team All-American (2019).
- Naismith Trophy Finalist (2019).
- Gatorade Ohio Player of the Year (2019).
- USA Today First-Team Ohio (2018, 2019).
- Ohio High School Coaches Association MVP (2019).
- Jump 25 Ohio Player of the Year (2019).
- Division III Ohio Player of the Year (2018, 2019).
- Division III All-State First Team (2018, 2019).
- Division III All-State Second Team (2016, 2017).
- Columbus Dispatch All-Metro Co-Player of the Year (2019).
- Columbus Dispatch All-Metro Team (2017, 2018, 2019).
- All-Columbus City League First Team (2016, 2017, 2018, 2019).
- Africentric Early College won three state titles during her career (2016, 2018, 2019).
- Career highs include 39 points, 16 assists and 10 rebounds.
- As a senior in 2018-19, she averaged 18.0 points, 7.0 rebounds and 6.0 assists.
- While still recovering from a 102-degree fever the day before, she tallied 15 points, 10 rebounds and six assists in the 2019 state title game victory.
- Tallied 17 points, 17 assists and 10 points in a triple-double effort vs. Eastmoor Academy as a senior.
- As a junior in 2017-18, started in all 30 games and averaged 18.1 ppg., 5.8 rpg., 4.5 apg., 5.1 spg. and 1.7 bpg. to help her team to a 27-3 record, the City League title and a state championship.

PERSONAL

- Full name is Jordan Lynn Horston.
- Nickname is Jordy.
- Born on May, 21, 2001, in Dallas, Texas.
- Parents are Leigh and Malika Horston.
- Has one sister: Jazmin Horston.
- Jordan grew six inches during her freshman year of high school.
- Can play the drums and cymbals.
- Her dad played basketball at Capital University.
- Great uncle is the late Joe Gilliam, who played quarterback at Tennessee State University and with the Pittsburgh Steelers.
- Her cousin, Sylvia Crawley, played basketball at North Carolina, for USA Basketball and in the WNBA.
- Participated in Columbus State dual credit program for four semesters while in high school.
- Also participated in cross country, softball and tennis in high school.
- Majoring in sport management with a minor in business administration.
- Recipient of the Dr. Eric W. Barton Women's Basketball Scholarship and the Holly Warlick Basketball Scholarship Endowment.
- Follow @ladylynn22_ on Twitter and @ladylynn22_ on Instagram.

TAMARI KEY

CENTER 20

FRESHMAN • HS • 6-5
CARY, N.C. • CARY HS

CAREER HONORS

- Women's basketball representative for UT's Student-Athlete Advisory Council -- 2019-20

USA/SUMMER BASKETBALL

- Played for the Carolina Flames.

HIGH SCHOOL

- No. 45 overall player in Dan Olson College Girls' Basketball Report.
- No. 46 overall player, No. 9 post player, five-star recruit by espnW HoopGurlz.
- No. 50 overall player, No. 7 post player, four-star recruit by ProspectsNation.com.
- Carolinas Classic All-Star Basketball Game Most Outstanding Player (2019).
- Posted a double-double of 12 points and 13 rebounds in that contest.
- Triangle 6 Conference Most Valuable Player (2019).
- All-Triangle Conference (2017, 2018, 2019).
- Triangle Conference All-Academic Team (2016, 2017, 2018, 2019).
- All-District Second Team (2018, 2019).
- All-District Third Team (2017).
- Cary High MVP (2017, 2019).
- Career highs include 32 points, 17 rebounds and 10 blocks.
- Carolinas Classic All-Star Basketball Game Most Outstanding Player (2019).
- Posted a double-double of 12 points and 13 rebounds in that contest.
- Averaged 13.9 ppg., 11.2 rpg., 5.5 bpg. as a senior.
- Only played 10 games as a junior due to a severe high ankle sprain.
- Averaged 15.0 ppg., 12.3 rpg. and 5.8 bpg. as a sophomore.
- Did not play freshman season due to injury.

PERSONAL

- Full name is Tamari Jeneva Key.
- Nickname is TK.
- Born on July 11, 2001, in Raleigh, N.C.
- Mother is Tammy Brown and father is Marcus Key.
- Mom played volleyball and her dad played basketball at Coastal Carolina.
- Has one sister: Teonni Key.
- Enjoys music and art as interests away from the court.
- Majoring in sport management with a minor in business administration.
- Recipient of the Doris Lewis Winners' Circle Scholarship.
- Follow @tamarikey on Twitter and @tamarikey on Instagram.

KASIYAHNA KUSHKITUAH

CENTER 11

JUNIOR • 2L • 6-4
ATLANTA, GA. • ST. FRANCIS H.S.

2018-19 - SOPHOMORE

- Appeared in 28 games as a sophomore, starting in 11 and averaging 4.8 points and 3.5 rebounds per contest.
- Scored in double figures in six games, including four of the first five before a knee injury sidelined her for three games and set back the progress she had made.
- Recorded the second highest field goal percentage on the team during the 2018-19 season at .519.
- Led Tennessee in blocks in six different games and finished second on the team with 15 total.
- Poured in a career-high 16 points against UCLA in the first round of the NCAA Tournament.
- Tallied 14 points and eight rebounds in a key home win against LSU during the regular season.
- Recorded the first double-double of her career against UAB with 13 points, 13 rebounds and two blocked shots, helping UT claim the Junkanoo Division title at the Junkanoo Jam tournament.
- She also had 11 points, six rebounds and a career-best two steals vs. Clemson in that same tourney in Bimini, Bahamas.
- Netted 13 points against FAMU while also adding two rebounds, a steal and a blocked shot.
- Made her first career start in the opener vs. Presbyterian, tallying 10 points, seven rebounds, two blocks and an assist.

2017-18 - FRESHMAN

- Saw action in 16 games during the 2017-18 season, scoring in six and grabbing a rebound in nine.
- Averaged 7.6 minutes per contest and tallied 1.8 ppg. and 1.4 rpg.
- Connected at a rate of .650 from the field, hitting 13 of 20 shots.
- Recorded a career-high 10 points in 15 minutes of action vs. Liberty during the NCAA First Round.
- Played 18 minutes against Troy, logging six points, five rebounds and two blocked shots.
- Netted four points at Florida.
- Scored three points and pulled down five boards in 10 minutes of action against No. 18 Georgia.
- Blocked three shots, scored four points and pulled down four rebounds during her Lady Vol debut against ETSU.

USA/AAU BASKETBALL

- Participated in 2016 USA Women's U18 National Team Trials.
- Participated in 2016 USA Women's U17 World Championship Team Trials.
- Participated in 2015 USA Women's U16 National Team Trials.
- Played AAU ball for Finest Basketball Club Southeast Elite.

HIGH SCHOOL

- Ranked No. 11 overall and the No. 1 post in the 2017 Prospectsnation.com Elite 150.
- Ranked No. 57 overall and the No. 6 post in the 2017 HoopGurlz espnW Top 100.
- McDonald's All-American (2017).
- Played in Jordan Brand Classic (2017).
- WBCA Honorable Mention All-American (2017).
- Naismith Honorable Mention All-American (2017).
- Atlanta Journal Constitution Class A All-State First Team (2015, 2016. 2017).
- Senior year stats included 12.5 ppg., 7.7 rpg. and 2.0 bpg., as St. Francis finished 26-5 and lost in the state semifinals.
- As a junior in 2015-16, she averaged 10.6 ppg. and 8.2 rpg. to help her team to a 31-2 record and a state title.
- As a sophomore in 2014-15, she averaged 11.5 ppg. and 8.6 rpg. to help her team to a 28-3 record and a state championship.
- As a freshman in 2013-14, Kushkituah averaged 11.8 ppg. and 5.6 rpg. to help her team to a 25-4 record and the state championship game.
- Played volleyball (four years) and soccer (1 1/2 years) in high school.

PERSONAL

- Full name is Kasiyahna Mercedes Kushkituah.
- Name is pronounced CASS-ee-YAW-nuh kush-KITTA-wuh.
- Prefers to be called "Kasi."
- Born on Aug. 16, 1999, in Atlanta, Ga.
- Mother is Talandra Echols, stepdad is Otis Wilson and father is Kaisim Kushkituah.
- Has one Godsister, Daphne.
- Uncle Quennon Echols played basketball at Murray State; and God-uncle Shareef Abdur-Rahim is a retired NBA player who was a 2000 U.S. Olympic gold medalist and 2002 NBA All-Star.
- Big fan of Beyoncé and earned the nickname "Keyoncé" because of that affinity for the star and her propensity to sing while in the car.
- Wears No. 11, because that is the age when she began to love basketball, and K is the 11th letter in the alphabet.
- Majoring in hotel, restaurant and tourism management with a minor in business administration.
- Recipient of the Pat Pierce & Jack Goss Women's Athletic Endowed Scholarship.
- Follow @kasiuniquee on Twitter and on Instagram.

KUSHKITUAH'S CAREER STATISTICS

Season	GP-GS	MIN/MPG	FGs	FG Pct	3FGs	3FG Pct	FTs	FT Pct	O-R-Reb	RPG	PF-FO	Asst	TO	Blk	Stl	Pts	PPG
17-18	16-0	122/7.6	13-20	.650	0-0	.000	3-15	.200	4-19-23	1.4	20-0	3	9	6	1	29	1.8
18-19	28-11	393/14.0	56-108	.519	0-1	.000	21-48	.438	35-64-99	3.5	53-1	10	31	15	8	133	4.8
Totals	**44-11**	**515/11.7**	**69-128**	**.539**	**0-1**	**.000**	**24-63**	**.381**	**39-83-122**	**2.8**	**73-1**	**13**	**40**	**21**	**9**	**162**	**3.7**

2018-19 SEASON HIGHS

Points:	16 // UCLA, 3/23/19
Rebounds:	13 // UAB, 11/24/18
Assists:	1 // UCLA, 3/23/19*
Steals:	2 // Clemson, 11/22/18
Blocks:	3 // ETSU, 12/21/18
Field Goals:	7 // UCLA, 3/23/19
3-Pointers:	--
Free Throws:	3 // FAMU, 11/18/18
Minutes:	35 // UAB, 11/24/18

CAREER HIGHS

Points:	16 // UCLA, 3/23/19
Rebounds:	13 // UAB, 11/24/18
Assists:	1 // UCLA, 3/23/19*
Steals:	2 // Clemson, 11/22/18
Blocks:	3 // ETSU, 12/21/18*
Field Goals:	7 // UCLA, 3/23/19
3-Pointers:	--
Free Throws:	3 // FAMU, 11/18/18
Minutes:	35 // UAB, 11/24/18

SEC HIGHS

Points:	14 // LSU, 1/27/19
Rebounds:	6 // Florida, 1/31/19*
Assists:	1 // Vanderbilt 2/28/19*
Steals:	1 // Texas A&M, 2/21/19*
Blocks:	2 // Georgia, 1/13/19
Field Goals:	6 // LSU, 1/27/19
3-Pointers:	--
Free Throws:	2 // LSU, 1/27/19
Minutes:	28 // LSU, 1/27/19

NCAA HIGHS

Points:	16 // UCLA, 3/23/19
Rebounds:	4 // UCLA, 3/23/19
Assists:	1 // UCLA, 3/23/19
Steals:	1 // UCLA, 3/23/19
Blocks:	--
Field Goals:	7 // UCLA, 3/23/19
3-Pointers:	--
Free Throws:	2 // UCLA, 3/23/19
Minutes:	18 // UCLA, 3/23/19

JAZMINE MASSENGILL

GUARD 13

SOPHOMORE • 1L • 6-0
CHATTANOOGA, TENN. • HAMILTON HEIGHTS CHRISTIAN ACADEMY

2018-19 FRESHMAN

- Saw action in all 32 games as a freshman, starting in one and averaging 3.4 points, 3.4 rebounds and 1.3 assists.
- Was a reserve at point guard, averaging 17.8 minutes per contest.
- Led all reserves with 42 assists and tied for the fewest turnovers on the team among regulars with 30.
- Scored a career-high 12 points vs. LSU, going six for six at the charity stripe in the final two minutes to help UT seal a home win.
- Scored 10 points and dished out a career-high eight assists against Murray State.
- Was a career-best two-of-two at the arc in that game vs. MSU.
- Led the team in rebounding (9), blocks (5) and steals (2) in 30 minutes of action against ETSU.
- Recorded her first career start at Mississippi State, tallying six points, two assists and three rebounds.
- Logged six points, four rebounds, two steals and two assists against Notre Dame.
- Played 12 minutes against Stanford, tallying five boards, one assist and a steal.

USA/AAU BASKETBALL

- Participated in the 2018 USA Basketball U18 National Team Trials.

HIGH SCHOOL

- Ranked No. 11 overall and the No. 3 point guard in the 2018 Prospectsnation.com Elite 150.
- Ranked No. 25 overall and the No. 6 point guard in the HoopGurlz espnW Top 100.
- McDonald's All-American (2018).
- NACA Sports First-Team All-American (2018).
- NACA All-Tournament Team (2015, 2016, 2018).
- MaxPreps Third-Team All-American (2018).
- Naismith All-America Honorable Mention (2017).
- Played in Jordan Brand Classic (2018).
- American Family Insurance ALL-USA Tennessee Girls Basketball Team (2018).
- Participated in Ballin' Across Borders (2017, 2018).
- Hit last four points, including the game-winning putback with less than a second remaining, to lift the "Away Team" to an 89-88 victory at the Jordan Brand Classic.
- Senior year numbers included 11.9 ppg., 6.7 apg., 5.4 rpg. and 2.4 spg.
- Averaged 10 ppg., 7.1 apg., 6.1 rpg. and 2.5 spg. as a junior.
- Put up 11.8 ppg., 5.0 rpg., 3.8 apg., 2.3 apg. as a sophomore.
- Averaged 13.1 ppg., 4.2 rpg., 4.0 apg., 2.3 spg. and 1.9 bpg. as a freshman.
- Helped HHCA win NACA Division I Championships in 2017 and 2018.

PERSONAL

- Full name is Jazmine Emon Massengill.
- Born Aug. 7, 2000, in Chattanooga, Tenn.
- Mother is Charmaine Massengill.
- Has a brother, Corwin "CJ" Massengill Jr.
- CJ played basketball at the University of Tennessee at Chattanooga.
- Cousin, Mariah Massengill, played basketball at Eastern Kentucky.
- Jazmine is the first Lady Vol basketball player from Chattanooga.
- Majoring in communication studies.
- Recipient of the Richard & Donna Fraser Winners' Circle Scholarship.
- Follow @jazmine_mass on Twitter and @jazmine.massengill on Instagram.

MASSENGILL'S CAREER STATISTICS

Season	GP-GS	MIN/MPG	FGs	FG Pct	3FGs	3FG Pct	FTs	FT Pct	O-R-Reb	RPG	PF-FO	Asst	TO	Blk	Stl	Pts	PPG
18-19	32-1	568/17.8	44-132	.333	4-26	.154	16-30	.533	44-65-109	3.4	26-0	42	30	14	27	108	3.4
Totals	**32-1**	**568/17.8**	**44-132**	**.333**	**4-26**	**.154**	**16-30**	**.533**	**44-65-109**	**3.4**	**26-0**	**42**	**30**	**14**	**27**	**108**	**3.4**

2018-19 SEASON HIGHS

Points:	12 // LSU, 1/27/19
Rebounds:	9 // ETSU, 12/21/18
Assists:	8 // Murray St., 12/28/18
Steals:	4 // FAMU, 11/18/18
Blocks:	5 // ETSU, 12/21/18
Field Goals:	4 // Murray St., 12/28/18
3-Pointers:	2 // Murray St., 12/28/18
Free Throws:	6 // LSU, 1/27/19
Minutes:	30 // MSU, 2/10/19*

CAREER HIGHS

Points:	12 // LSU, 1/27/19
Rebounds:	9 // ETSU, 12/21/18
Assists:	8 // Murray St., 12/28/18
Steals:	4 // FAMU, 11/18/18
Blocks:	5 // ETSU, 12/21/18
Field Goals:	4 // Murray St., 12/28/18
3-Pointers:	2 // Murray St., 12/28/18
Free Throws:	6 // LSU, 1/27/19
Minutes:	30 // MSU, 2/10/19*

SEC HIGHS

Points:	12 // LSU, 1/27/19
Rebounds:	5 // Florida, 1/31/19*
Assists:	4 // Texas A&M 2/21/19
Steals:	3 // LSU, 1/27/19
Blocks:	1 // Arkansas, 1/21/19
Field Goals:	3 // Missouri, 1/6/19
3-Pointers:	--
Free Throws:	6 // LSU, 1/27/19
Minutes:	30 // MSU, 2/10/19

NCAA HIGHS

Points:	3 // UCLA, 3/23/19
Rebounds:	5 // UCLA, 3/23/19
Assists:	--
Steals:	--
Blocks:	--
Field Goals:	1 // UCLA, 3/23/19
3-Pointers:	--
Free Throws:	1 // UCLA, 3/23/19
Minutes:	7 // UCLA, 3/23/19

JAIDEN MCCOY

FORWARD 15

REDSHIRT JUNIOR • TR • 6-3
KNOXVILLE, TENN. • FARRAGUT H.S.

NORTHWEST FLORIDA STATE COLLEGE

- Helped NWF advance to the NJCAA Elite Eight before finishing with a 26-6 overall record last season.
- Named to 2018-19 All-Panhandle Conference First Team.
- Tallied 10.9 points and 6.1 rebounds per game, shooting 57.1 percent from the field in 2018-19.
- Started all 32 games and played 23.9 minutes per contest for the Raiders as a redshirt sophomore.
- Scored in double figures 17 times in 2018-19, posting 10 or more rebounds on five occasions, including four which came during double-double performances.
- She tallied a career-high 19 points on 8-of-8 shooting vs. Gadsden State on Nov. 24 and pulled down a career-best 12 rebounds vs. Daytona State on Nov. 3.
- Compiled those numbers after bouncing back from a broken hip that ended her 2017-18 season after only four games.
- Was averaging 9.0 ppg. and shooting 65 percent in 14.7 minutes per game before the injury.
- She had debuted with 15 points in 19 minutes during the opener vs. Volunteer State, going 6-of-6 from the field and 3-of-3 from the free throw line.
- Made her way to NWF after two schools (Louisiana Tech, Virginia Tech) she signed with had head coaching changes either before or shortly after her arrival.

SUMMER BASKETBALL

- Played for Tennessee Flight.

HIGH SCHOOL

- Listed by ProspectsNation.com as a four-star player on its 2016 watch list.
- Missed senior season of high school due to injury.
- Averaged 12.1 ppg., 8.2 rpg. and 3.4 bpg. as a junior to earn All-Prep Xtra Second Team.
- Helped FHS win a district championship and reach the Class 3A state sectional.
- Began prep hoops career at Webb School and had to sit out her sophomore year due to transfer rules.
- Chose La. Tech out of high school over Michigan State, West Virginia, Middle Tennessee and Ole Miss.

PERSONAL

- Full name is Jaiden Blossom McCoy
- Nicknames are Jay and Mac.
- Born on Oct. 12, 1997, in Emporia, Kansas.
- Mother is Kristen Blossom and father is Maxteen McCoy.
- Father played football at Emporia State University.
- Has younger siblings: sister Madison McCoy and a brother Ashton McCoy.
- Chose UT after interest from Missouri, Kansas and St. John's among others.
- First player from Knoxville on the UT roster since Glory Johnson in 2011-12.
- Likes to draw, paint and work with ceramics in her spare time.
- Majoring in communication studies.
- Recipient of the Emily Yoakum Winners' Circle Scholarship.
- Follow @mccoy_jaiden24 on Twitter and @mccoy.jaiden on Instagram.

JESSIE RENNIE

GUARD 10

FRESHMAN • HS • 5-8
BENDIGO, AUSTRALIA • BENDIGO SENIOR SECONDARY COLLEGE

HIGH SCHOOL

- Attended Bendigo Senior Secondary College
- Competed for the Bendigo Spirit of the Women's National Basketball League and the Bendigo Lady Braves of the South East Australian Basketball League.
- Despite her youth compared to the other participants, Rennie rose through the ranks of the club circuit to earn a roster spot with the Bendigo Lady Braves.
- She played in 10 games her first year in 2016 for the Lady Braves at 15 years of age, hitting 14 of 39 field goals (.359), including 13 of 34 beyond the arc (.382). She was a perfect two of two from the free throw line and averaged 4.3 ppg.
- Scored 14 points, hitting four three-pointers in her first SEABL game.
- She saw duty in 25 games in 2017 for the Lady Braves, connecting on 56 of 128 field goal tries (.438), knocking down 32 of 88 (.364) shots from beyond the arc.
- She was 11 of 12 at the charity stripe and averaged 6.2 ppg.
- In 2018, she was selected as a development player for the Bendigo Bank Spirit in the Women's National Basketball League (WNBL).
- Rennie, though, missed all of the 2018 season after suffering a torn ACL in late 2017.
- Rennie first started playing for the Bendigo Lady Braves at the U14 level.

PERSONAL

- Full name is Jessie Taylah Rennie.
- Nicknames are Jess or Rennie.
- Born on May 17, 2000, in Numurkah, Victoria, Australia.
- Parents are Dave and Sharon Rennie.
- Has one sister: Taylah Rennie.
- Is the third-ever international player for the Lady Vols and second Australian, joining Lou Brown on the 2019-20 UT squad.
- Enjoys travelling, swimming, reading and listening to music as interests away from the court.
- Majoring in nutrition with a concentration in dietetics.
- Recipient of the Jim Stockdale Basketball Scholarship Endowment.
- Follow @jessrennie_11 on Twitter and @jessrennie_11 on Instagram.

EMILY SAUNDERS

CENTER 31

FRESHMAN • HS • 6-5
MULLENS, W. VA. • WYOMING EAST (NEW RICHMOND, W. VA.)

SUMMER BASKETBALL

- Played for West Virginia Thunder.

HIGH SCHOOL

- No. 88 overall player, No. 18 post player, four-star recruit by ProspectsNation.com.
- No. 187 overall player in Dan Olson College Girls' Basketball Report.
- Gatorade West Virginia Player of the Year (2019).
- USA TODAY All-USA West Virginia First Team (2018, 2019).
- WVSWA AA All-State First Team (2016, 2017, 2018, 2019).
- All-State Tournament Team (2016, 2018, 2019).
- WOAY-TV Girls Basketball Player of the Year (2019).
- Led Wyoming East to three Class AA state championship game appearances, winning a title in 2016 and finishing second in 2018 and 2019.
- Scored 1,243 points and had 892 rebounds and 559 blocks during her career.
- Averaged 13.1 ppg., 6.6 rpg. and 4.5 bpg. per game as a senior.
- Averaged 11.4 ppg., 7.8 rpg. and 6.1 bpg. per game as a junior.
- Averaged 12.9 ppg., 10.9 rpg. and 6.6 bpg. as a sophomore.
- Played volleyball at WEHS as a junior and senior as well.
- Member of honor roll and FCA, and volunteered with Students Against Destructive Decisions.

PERSONAL

- Full name is Emily Joy Saunders.
- Nickname is Em.
- Born on July 17, 2001, in Beckley, W. Va.
- Parents are Chris and Andrea Saunders.
- Father is a retired master gunnery sergeant in the U.S. Marine Corps.
- Has a younger sister, Sarah.
- Her late maternal grandfather Gary Shrewsbury had great admiration for the late Pat Summitt and Lady Vol basketball.
- Because of that, UT was Emily's dream school since she was eight years old.
- Majoring in sport management with a minor in business administration.
- Recipient of the Betty J. Basler Winners' Circle Scholarship.
- Follow @EmilySaunders31 on Twitter and @emsaunders31 on Instagram.

LADY VOL CAREER GAME-BY-GAME STATISTICS

RAE BURRELL

2018-19 Opp.	Pts.	Reb.	Asts.	Blk	Stl.
Prebyterian	14	5	0	**1**	**1**
UNC Asheville	10	8	1	1	1
Fla. A&M	14	6	1	1	1
Clemson	3	1	0	0	0
UAB	2	1	0	0	0
Oklahoma St.	4	5	1	0	0
Stetson	0	0	0	0	0
Texas	2	4	0	0	0
Stanford	0	0	1	0	1
ETSU	5	6	0	1	0
Murray St.	11	6	2	0	1
Belmont	6	4	1	0	0
Auburn	0	3	0	1	1
Missouri	0	0	0	0	0
Kentucky	2	4	1	1	0
Georgia	4	5	0	0	0
Alabama	12	7	0	1	0
Arkansas	3	5	1	0	0
Notre Dame	0	1	0	1	0
LSU	0	0	1	0	0
Florida	2	3	1	0	0
Vanderbilt	0	2	0	0	0
Mississippi State	0	3	0	0	0
Auburn	0	0	0	0	0
Missouri	1	3	0	0	1
Texas A&M	2	1	0	0	0
South Carolina	7	4	0	0	1
Vanderbilt	2	0	1	1	0
Ole Miss	6	0	2	0	0
LSU	0	1	0	0	0
Mississippi St.	4	3	0	2	0
UCLA	0	0	0	0	0

RENNIA DAVIS

2017-18 Opp.	Pts.	Reb.	Asts.	Blk	Stl.
*ETSU	6	8	3	1	3
*JMU	17	8	0	0	3
*Wichita State	15	10	1	0	2
*vs. Marquette	14	10	1	0	0
*vs. Oklahoma St.	12	10	0	0	0
*vs. South Dakota	12	5	3	1	1
*Central Arkansas	9	5	3	0	1
*Alabama State	18	9	5	2	0
*Troy	16	10	4	0	0
*Texas	9	7	0	0	2
*LBSU	7	10	2	0	0
*Stanford	9	6	1	0	1
*Kentucky	9	11	0	0	1
*Auburn	5	9	0	0	0
*Vanderbilt	7	7	1	0	1
*Texas A&M	12	2	2	0	1
*South Carolina	11	5	2	0	1
*Notre Dame	12	5	2	1	2
*Mississippi St.	7	10	1	1	0
*Ole Miss	18	8	2	1	2
*LSU	11	5	2	1	1
*Texas A&M	11	3	1	0	1
*Vanderbilt	3	3	3	1	0
*Arkansas	33	14	4	1	1
*Georgia	11	8	3	0	0
*Alabama	18	10	1	1	4
*Missouri	9	3	0	0	1
*Florida	11	10	1	0	3
South Carolina	18	10	4	0	1
*Auburn	16	5	1	0	0
*South Carolina	5	2	2	0	1
*Liberty	18	11	3	0	1
*Oregon State	7	11	0	0	0

2018-19 Opp.	Pts.	Reb.	Asts.	Blk	Stl.
*UNC Asheville	10	8	2	0	1
*Fla. A&M	14	11	4	0	3
*Clemson	13	4	2	0	4
*UAB	18	7	3	1	0
*Oklahoma St.	13	5	1	1	0
*Stetson	24	9	0	0	3
*Texas	7	6	0	0	1
*Stanford	14	10	1	0	2
*ETSU	11	7	0	0	0
*Murray St.	20	13	0	1	0
*Belmont	19	6	0	0	1
*Auburn	23	14	3	1	2
*Missouri	16	9	0	0	3
*Kentucky	12	9	2	0	2
*Georgia	6	12	1	0	1
*Alabama	0	5	1	0	2
Arkansas	9	4	1	0	1
*Notre Dame	6	0	0	0	0
*LSU	24	7	2	0	2
*Florida	19	10	2	0	1
*Vanderbilt	17	12	2	2	0
*Mississippi State	29	6	2	1	2
*Auburn	15	10	1	0	2
*Missouri	16	11	2	0	1
*Texas A&M	10	4	0	0	1
*South Carolina	15	9	2	0	1
*Vanderbilt	14	6	2	1	4
*Ole Miss	13	6	0	0	0
*LSU	19	2	3	0	0
*Mississippi St.	16	8	2	0	0
*UCLA	21	10	3	2	1

ZAAY GREEN

2018-19 Opp.	Pts.	Reb.	Asts.	Blk	Stl.
*Prebyterian	13	0	4	1	5
UNC Asheville	2	1	1	0	1
Fla. A&M	8	4	3	1	2
Clemson	12	2	3	0	4
UAB	5	4	1	0	0
*Oklahoma St.	17	5	2	1	1
*Stetson	8	5	1	0	2
*Texas	8	5	2	0	0
*Stanford	14	2	1	0	1
*ETSU	9	4	2	1	1
*Murray St.	9	3	2	0	1
*Belmont	10	6	5	0	2
*Auburn	10	8	7	2	1
*Missouri	11	4	1	0	0
*Kentucky	9	4	1	0	0
*Georgia	7	1	0	1	0
*Alabama	14	11	2	1	0
*Arkansas	17	6	3	0	0
*Notre Dame	19	8	5	0	1
*LSU	10	2	5	1	1
*Florida	5	5	4	0	1
*Vanderbilt	7	11	1	0	0
*Mississippi State	13	1	1	1	1
*Auburn	25	7	1	0	1
*Missouri	6	2	1	1	0
*Texas A&M	9	2	3	0	0
*South Carolina	12	3	2	1	1
*Vanderbilt	0	1	1	0	1
Ole Miss	9	8	3	0	2
LSU	2	1	2	0	0
Mississippi St.	3	0	2	0	0
UCLA	4	2	0	1	0

KAMERA HARRIS

2016-17 Opp.	Pts.	Reb.	Asts.	Blk	Stl.
Navy	0	0	0	1	0
at ETSU	1	2	0	0	0
Tenn. State	4	3	0	0	0
App. State	3	1	0	0	0
Troy	0	1	0	0	0
UNCW	0	0	0	0	0
Vanderbilt	0	2	0	0	0

2017-18 Opp.	Pts.	Reb.	Asts.	Blk	Stl.
ETSU	2	2	0	1	0
JMU	0	1	0	0	0
vs. South Dakota	0	2	0	0	0
Central Arkansas	0	2	0	0	0
Alabama State	2	0	0	1	0
LBSU	0	1	0	0	0
Georgia	0	0	0	0	0
Florida	0	0	0	0	0
South Carolina	0	1	0	0	0
Liberty	2	1	0	0	0

2018-19 Opp.	Pts.	Reb.	Asts.	Blk	Stl.
Prebyterian	2	3	0	1	**0**
UNC Asheville	0	0	0	0	0
Fla. A&M	4	4	0	0	2
Oklahoma St.	0	1	0	0	0
Stetson	0	1	0	0	0
Texas	0	1	0	1	1
Stanford	0	1	0	0	0
ETSU	1	0	0	0	1
Murray St.	1	4	1	0	0
Alabama	0	0	0	0	0
Arkansas	0	0	0	0	0
Notre Dame	2	2	0	1	0
LSU	0	0	0	0	0
Florida	0	0	0	1	0
Vanderbilt	1	0	0	0	0
Mississippi State	0	2	0	0	0
Auburn	0	0	0	0	0
Texas A&M	0	0	0	0	0
Ole Miss	0	0	0	0	0

KASIYAHNA KUSHKITUAH

2017-18 Opp.	Pts.	Reb.	Asts.	Blk	Stl.
ETSU	4	4	0	3	0
JMU	0	2	1	0	1
vs. South Dakota	2	3	0	1	0
Troy	6	5	1	2	0
LBSU	0	0	0	0	0
Kentucky	0	0	0	0	0
Ole Miss	0	1	1	0	0
LSU	0	1	0	0	0
Georgia	3	5	0	0	0

LADY VOL CAREER GAME-BY-GAME STATISTICS

Alabama	0	1	0	0	0
Missouri	0	0	0	0	0
Florida	4	0	0	0	0
South Carolina	0	1	0	0	0
South Carolina	0	0	0	0	0
Liberty	10	0	0	0	0

2018-19 Opp.	Pts.	Reb.	Asts.	Blk	Stl.
*Prebyterian	10	7	1	2	0
*UNC Asheville	4	3	1	0	0
* Fla. A&M	13	2	1	1	1
*Clemson	11	6	1	0	2
*UAB	13	13	1	2	0
*Stanford	0	0	0	0	0
ETSU	2	1	0	3	0
Murray St.	5	3	1	1	0
Belmont	4	1	0	0	0
Auburn	0	3	0	1	1
Missouri	0	2	0	0	0
Kentucky	1	2	0	0	0
Georgia	5	4	0	2	0
Alabama	7	6	0	1	0
*Arkansas	2	4	0	1	1
*Notre Dame	4	4	0	0	1
*LSU	14	8	0	0	0
*Florida	6	6	0	0	0
*Vanderbilt	8	6	0	0	0
*Mississippi State	2	0	0	0	0
Auburn	0	3	1	0	0
Missouri	0	2	0	0	0
Texas A&M	4	4	0	0	1
South Carolina	0	2	1	0	0
Vanderbilt	0	0	1	0	0
LSU	2	2	0	0	0
Mississippi St.	0	1	0	0	0
UCLA	16	4	1	0	1

JAZMINE MASSENGILL

2018-19 Opp.	Pts.	Reb.	Asts.	Blk	Stl.
Prebyterian	5	7	2	1	**2**
UNC Asheville	4	3	0	0	2
Fla. A&M	5	7	2	2	4
Clemson	3	2	2	0	2
UAB	4	5	2	0	2
Oklahoma St.	0	4	1	0	2
Stetson	2	1	1	0	0
Texas	0	1	0	0	0
Stanford	0	5	1	0	1
ETSU	4	9	3	5	2
Murray St.	10	4	8	1	2
Belmont	7	5	3	0	0
Auburn	3	2	0	0	1
Missouri	6	4	0	1	0
Kentucky	0	0	0	0	0
Georgia	4	2	1	0	0
Alabama	3	3	1	0	1
Arkansas	2	5	0	1	0
Notre Dame	6	4	2	0	2
LSU	12	4	1	0	3
Vanderbilt	0	2	3	0	1
*Mississippi State	6	3	2	0	0
Auburn	2	2	0	0	0
Missouri	0	2	0	0	0
Texas A&M	0	4	4	0	0
South Carolina	4	4	0	0	0
Vanderbilt	7	3	0	1	0
Ole Miss	2	0	0	1	0
LSU	0	0	0	0	0
Mississippi St.	2	2	1	1	0
UCLA	3	5	0	0	**0**

Denotes games started

LADY VOL CAREER PRODUCTION TRACKER

RAE BURRELL	2018-19	Career
Had a Double-Double	--	--
Scored 10+ Points	5	5
Scored 20+ Points	--	--
Led UT in Scoring	--	--
Led UT in Rebounding	1	1
Led UT in Blocks	3	3
Led UT in Steals	2	2
Had 3+ Assists	--	--
Had 3+ 3-pt	1	1

RENNIA DAVIS	2018-19	Career
Had a Double-Double	9	18
Scored 10+ Points	26	46
Scored 20+ Points	6	7
Led UT in Scoring	9	14
Led UT in Rebounding	15	21
Had 10+ Rebounds	9	21
Led UT in Steals	11	15
Had 3+ Assists	5	14
Had 3+ 3-pt	3	4

ZAAY GREEN	2018-19	Career
Had a Double-Double	1	1
Scored 10+ Points	14	14
Scored 20+ Points	1	1
Led UT in Scoring	1	1
Led UT in Rebounding	3	3
Led UT in Assists	3	3
Led UT in Steals	2	2
Had 3+ Assists	10	10
Had 3+ 3-pt	1	1

KAMERA HARRIS	2018-19	Career
Had a Double-Double	--	--
Scored 10+ Points	--	--
Scored 20+ Points	--	--
Led UT in Scoring	--	--
Led UT in Rebounding	--	--
Led UT in Blocks	2	3
Led UT in Steals	1	1
Had 3+ Blocks	--	--
Had 3+ Steals	--	--

KASIYAHNA KUSHKITUAH	2018-19	Career
Had a Double-Double	1	1
Scored 10+ Points	6	7
Scored 20+ Points	--	--
Led UT in Scoring	--	--
Led UT in Rebounding	1	1
Had 10+ Rebounds	1	2
Led UT in Blocks	4	6
Led UT in Steals	2	2
Had 3+ Blocks	1	2

JAZMINE MASSENGILL	2018-19	Career
Had a Double-Double	--	--
Scored 10+ Points	2	2
Scored 20+ Points	--	--
Led UT in Scoring	--	--
Led UT in Rebounding	1	1
Led UT in Blocks	5	5
Led UT in Steals	2	2
Had 3+ Assists	5	5
Had 3+ Steals	2	2

2018-19 REVIEW

2018-19 POSTSEASON NOTEBOOK

UT ENDS 2018-19 JUST SHY OF 20 WINS

- Tennessee finished the 2018-19 season with a 19-13 overall record and a 7-9 mark in SEC play, good for a tie for eighth place in the league standings.
- UT saw a 42-game streak of 20-win seasons come to an end.
- The Lady Vols were the No. 8 seed in the SEC Tournament, beating LSU in the second round, 69-66, before falling to eventual champion Mississippi State in the quarterfinals, 83-68.

TENNESSEE EARNS 38TH TOURNEY BID

- As the only program to appear in every NCAA Division women's tournament, the Tennessee women's basketball team was selected to the postseason for the 38th time last season.
- The No. 11 seed Lady Vols, who were placed in the Albany Region, fell to No. 6 seed UCLA in the first round at the XFINITY Center in College Park, Md., 89-77, on March 23.
- Sophomore Rennia Davis posted a double-double of 21 points and 10 rebounds to lead UT, while classmate Kasiyahna Kushkituah contributed 16 points on 7-of-10 shooting.
- The Lady Vols now stand at 125-30 all-time in NCAA play, including 30-2 in first-round games.

UT WINS JUNKANOO JAM TOURNEY

- No. 11/11 Tennessee came from 12 points down in the fourth quarter to send the game to overtime and seize a hard-fought victory over UAB, 73-69, on Nov. 24, 2018, in the Junkanoo Division title game at the 2018 Women's Junkanoo Jam in Bimini, Bahamas.
- Sophomore forward Rennia Davis, who was named the tournament MVP, led the Lady Vols (5-0) with 18 points, including three huge second-half three-pointers at Gateway Christian Academy Gymnasium. Sophomore center Kasiyahna Kushkituah registered her first career double-double with 13 points and 13 rebounds.
- Senior Meme Jackson, who had 14 points in Thursday's win over Clemson, had eight points and eight boards vs. UAB and joined Davis on the all-tournament team.
- On Nov. 22, UT used a 13-0 run in the fourth quarter to pull away and defeat Clemson, 78-66, in the opening game of the tourney.
- Senior guard/forward Meme Jackson led UT in scoring, riding 4-of-9 shooting from beyond the arc to tally 14 points. Sophomore forward Rennia Davis was right behind Jackson with 13 points, followed by freshman Zaay Green with 12, senior forward Cheridene Green with 11 points and eight rebounds, and sophomore center Kasiyahna Kushkituah with 11 points and six boards

TENNESSEE, STATISTICALLY SPEAKING

- Rennia Davis and Evina Westbrook tied for the team lead in scoring a year ago at 14.9 points per game. They tied for the fifth-best scoring average ever by a Lady Vol sophomore.
- Davis paced the team at 7.7 rebounds per game, which ranked ninth-best ever by a UT sophomore.
- Westbrook, meanwhile, averaged 5.3 assists per contest, which ranks No. 3 all-time by a Lady Vol sophomore. Her assist total in 2018-19 (163) was the No. 8 mark ever by a Tennessee player.
- Davis ended the year with the No. 10 all-time free throw field goal percentage at .805.
- Meme Jackson ended her career with the ninth-most three-pointers attempted in a career at 376.

END OF AN ERA

- LVFL Holly Warlick closed out her Lady Vol head coaching career and a lengthy run on the staff at Tennessee at the end of the 2018-19 season.
- The 1981 UT graduate finished with a 172-67 (.720) record during her seven years as head coach on Rocky Top.
- She spent 34 seasons on the staff at Tennessee, contributing to a 1,003-189 record during that time, including all eight of the school's NCAA titles.
- Tennessee claimed three SEC trophies in Warlick's seven seasons, winning regular-season crowns in 2013 and 2015 and claiming the tournament title in 2014. The team made three NCAA Elite Eights.
- Warlick's career SEC winning percentage (.696, 78-34) through the 2018-19 season ranked her second among all SEC women's head coaches.

NAT'L HONORS FOR DAVIS

- The Women's Basketball Coaches Association announced its 2019 WBCA NCAA Division I Coaches' All-America Team, and Tennessee sophomore Rennia Davis was among those receiving honorable mention distinction.
- Davis, a 6-foot-2 guard/forward from Jacksonville, Fla., tied as Tennessee's leading scorer at 14.9 points per game and led the Lady Vols in rebounding (7.7 rpg.) and free throw percentage (.856). That accuracy at the charity stripe ranked No. 1 in the SEC and No. 34 nationally.
- A starter during 62 of 64 games in her two-year career, Davis posted a team-leading nine double-doubles as a sophomore and scored in double figures a team-high 26 times, including 16 games with 15 or more points and six with 20 or more. Davis also led the team with 10 double-digit rebound games last season. Her 7.7 per game rebound average was the ninth-best ever in a season by a Lady Vol sophomore, while her 14.9 scoring average tied for No. 5 all-time by a UT sophomore.
- In addition to ranking No. 1 in free throw percentage (.856) among SEC players, Davis stood No. 8 in rebounding (7.7), No. 10 in field goal percentage (.456) and No. 12 in scoring (14.9).

LADY VOL TRIO EARNS SEC HONORS

- The 2019 Southeastern Conference Women's Basketball awards, as chosen by the league's coaches, were announced, and Lady Vols Rennia Davis and Zaay Green were among the student-athletes recognized.
- Davis, a sophomore guard/forward from Jacksonville, Fla., was named to the All-SEC Second Team, while Green, a guard from Duncanville, Texas, was named to the SEC All-Freshman Team. It was the first all-conference honor for

Davis. Green, meanwhile, became the third member of UT's 2018-19 roster to earn rookie acclaim.
- Associated Press also released its 10-member All-SEC Team, and Davis garnered second-team accolades from the media as well.
- Green, a 6-0 guard out of storied Duncanville High School, started 24 of 32 games, averaging 9.6 points, 4.0 rebounds, 2.3 assists and 0.9 steals while playing 26.5 minutes per contest. She scored in double figures 15 times, including four games of 15 or more points. She ranked second on the team in assists, third in rebounding, fourth in scoring, blocks and three-pointers, and fifth in steals.
- Among SEC freshmen, Green ranked No. 2 in scoring and rebounding, No. 3 in assists and steals, and No. 6 in blocks. She was a two-time SEC Freshman of the Week pick last season.
- Sophomore point guard Evina Westbrook was named to the SEC Women's Basketball Community Service Team.
- A member of the UT Athletics Department's VOLeaders program, Westbrook was one of UT's most active volunteers in the community and someone who displayed a heart for those dealing with hardships. She visited patients on separate occasions at the UT Cancer Institute as well as East Tennessee Children's Hospital and joined the Lady Vol basketball team in hosting kids from East Tennessee Children's Hospital at a Christmas party in UT's Pratt Pavilion practice facility.
- Westbrook also participated in Voloween, welcoming area children to campus for UT's annual interactive Halloween party, and Hoops For Hope, a local basketball event for children with Down Syndrome. She also assisted the Volunteer Ministry Center and Knox Area Rescue Ministries as UT's SAAC served a holiday meal to those in need and played fun games with their guests. Additionally, she took part in the Childhood Obesity Conference and Rocky Top Tip-off.

ANOSIKE NAME UT'S SEC LEGEND

- LVFL Nicky Anosike, a graduate assistant for the team in 2018-19, was UT's 2019 SEC Legend, and she was honored during the SEC Tournament.
- Anosike was a four-year starter at center for Tennessee from 2004-08, helping the Lady Vols forge a 131-15 record during her career. She was instrumental in UT's 2007 and 2008 NCAA National Championships and was part of the team's 2007 SEC regular season title and SEC tourney crowns in 2005, 2006 and 2008.
- Among her career honors, Anosike was a member of the 2007 and 2008 NCAA All-Final Four Teams, a member of the 2005 SEC All-Freshman Team, a 2008 CoSIDA Second-Team Academic All-American, a four-time recipient of SEC Academic Honor Roll distinction, a 2008 SEC Community Service Team honoree, a 2008 Boyd McWhorter Scholar-Athlete Award finalist and the 2008 NCAA Woman of the Year.

ACADEMIC ACCOLADES FOR TWO

- Sophomore Rennia Davis and junior Kamera Harris were named to the 2019 Winter Sports SEC Academic Honor Roll.
- They were among 41 University of Tennessee student-athletes on that list.
- Davis is majoring in hotel, restaurant & tourism management with a minor in business administration.
- Harris is a recreation and sport management major who graduated in May.

CRONAN, BASS INTO WBB HALL OF FAME

- University of Tennessee Athletics Director Emeritus Joan Cronan and former graduate assistant Beth Bass were among seven women inducted into the Women's Basketball Hall of Fame on June 8, 2019 at the Tennessee Theatre in Knoxville.
- Members of the Class of 2019, the 21st group of inductees, include Bass (Contributor), Cronan (Contributor), Nora Lynn Finch (Contributor), Ticha Penicheiro (International Player), Ruth Riley (Player), Carolyn Bush Roddy (Veteran Player) and Valerie Still (Player). They were awarded their coveted Eastman Trophy and Baron Championship induction rings.
- Cronan was the highly-respected, long-time women's athletics director at Tennessee before her retirement, while Bass began her career as a graduate assistant in the UT women's athletics department.
- The addition of Cronan and Bass brings the total of honorees with UT ties to 14. Previous selections include coaches Pat Summitt (1999) and Mickie DeMoss (2018), administrator Gloria Ray (2010) and players Cindy Noble Hauserman (2000), Patricia Roberts (2000), Holly Warlick (2001), Cindy Brogdon (2002), Daedra Charles-Furlow (2007), Bridgette Gordon (2007), Jill Rankin Schneider (2008), Nikki McCray (2012) and Chamique Holdsclaw (2018).- Davis averaged 12.0 points and 7.6 rebounds as a freshman,

JACKSON JOINS WNBA'S DREAM

- The Atlanta Dream signed Tennessee women's basketball standout Meme Jackson to a training camp contract in April 2019.
- Jackson, a 5-foot-11 graduate of Blackman High School in Murfreesboro, Tenn., became the 48th Lady Vol to move on to the WNBA and the 60th to play professionally in any league.
- The wing player was UT's third-highest scorer during the 2018-19 season, averaging 10.8 ppg. and leading the team in scoring on seven occasions. She led UT in 3-pointers made as a senior, hitting 54, and knocked down three or more treys in nine games. Jackson finished with 129 career three-balls, just missing the Lady Vols' all-time top 10 by four.
- Starting 27 games as a senior and averaging 29.9 minutes per contest, she was the Big Orange's second leading free throw shooter at 83 percent. Jackson earned her way onto the Junkanoo Jam All-Tournament Team following Tennessee wins over Clemson and UAB for the Junkanoo Division title.
- Among her most memorable games in 2018-19, Jackson went four of nine from behind the arc and nine of 11 from the free throw line en route to a career-high 33 points against No. 12 Texas. She also knocked down five threes and was a perfect 6-of-6 from the line to finish with a team-high 27 points at Auburn.

2018-19 CUMULATIVE STATISTICS (32 GAMES)

			TOTAL		3-PTS				REBOUNDS											
PLAYER	**GP-GS**	**MIN-AVG**	**FG-FGA**	**PCT**	**3FG-FGA**	**PCT**	**FT-FTA**	**PCT**	**OFF**	**DEF**	**TOT**	**AVG**	**PF**	**FO**	**A**	**TO**	**BLK**	**STL**	**PTS**	**AVG**
DAVIS	31-30	1000-32.3	173-379	.456	34-92	.370	83-97	.856	68	172	240	7.7	80	2	44	83	10	41	463	14.9
WESTBROOK	31-31	952-30.7	166-396	.419	38-100	.380	93-129	.721	26	87	113	3.6	90	2	163	101	3	49	463	14.9
JACKSON	30-27	898-29.9	106-261	.406	54-147	.367	58-70	.829	23	65	88	2.9	57	1	70	65	4	48	324	10.8
GREEN, Z.	32-24	847-26.5	129-328	.393	22-101	.218	27-39	.692	40	88	128	4.0	88	3	72	59	13	30	307	9.6
GREEN, C.	32-32	769-24.0	114-208	.548	0-0	.000	60-91	.659	113	131	244	7.6	94	2	31	58	16	31	288	9.0
COLLINS	32-4	464-14.5	64-126	.508	8-15	.533	39-57	.684	50	60	110	3.4	71	0	8	31	6	8	175	5.5
KUSHKITUAH	28-11	393-14.0	56-108	.519	0-1	.000	21-48	.438	35	64	99	3.5	53	1	10	31	15	8	133	4.8
BURRELL	32-0	405-12.7	44-139	.317	7-32	.219	21-37	.568	40	48	88	2.8	28	0	13	30	10	7	116	3.6
MASSENGILL	32-1	568-17.8	44-132	.333	4-26	.154	16-30	.533	44	65	109	3.4	26	0	42	30	14	27	108	3.4
HARRIS	19-0	129-6.8	4-15	.267	0-0	.000	3-8	.375	11	8	19	1.0	23	0	1	13	4	4	11	0.6
TEAM									69	68	137	4.3	0			8			0	
TOTAL	**32**		**900-2092**	**.430**	**167-514**	**.325**	**421-606**	**.695**	**519**	**856**	**1375**	**43.0**	**610**	**11**	**454**	**509**	**95**	**253**	**2388**	**74.6**
OPPONENTS	**32**		**818-1973**	**.415**	**182-571**	**.319**	**393-565**	**.696**	**364**	**737**	**1101**	**34.4**	**526**	**-**	**409**	**499**	**80**	**215**	**2211**	**69.1**

2018-19 SEC STATISTICS (16 GAMES)

			TOTAL		3-PTS				REBOUNDS											
Player	**GP-GS**	**Min-Avg**	**FG-FGA**	**Pct**	**3FG-FGA**	**Pct**	**FT-FTA**	**Pct**	**Off**	**Def**	**Tot**	**Avg**	**PF**	**FO**	**A**	**TO**	**Blk**	**Stl**	**Pts**	**Avg**
DAVIS	16-15	541-33.8	90-199	.452	15-45	.333	43-48	.896	37	97	134	8.4	36	0	23	49	5	25	238	14.9
WESTBROOK	15-15	481-32.1	74-201	.368	17-51	.333	43-55	.782	16	39	55	3.7	46	2	81	42	1	26	208	13.9
GREEN, Z.	16-15	459-28.7	73-165	.442	10-44	.227	8-14	.571	25	51	76	4.8	41	1	36	31	8	9	164	10.3
GREEN, C.	16-16	403-25.2	64-116	.552	0-0	.000	36-58	.621	71	69	140	8.8	55	2	17	34	10	12	164	10.3
JACKSON	15-12	429-28.6	40-115	.348	17-53	.321	31-34	.912	10	25	35	2.3	30	1	33	27	0	19	128	8.5
COLLINS	16-1	196-12.3	27-51	.529	4-6	.667	15-23	.652	21	27	48	3.0	35	0	5	13	2	1	73	4.6
MASSENGILL	16-1	275-17.2	21-67	.313	0-5	.000	11-19	.579	19	26	45	2.8	15	0	14	14	4	6	53	3.3
KUSHKITUAH	15-5	184-12.3	20-47	.426	0-1	.000	9-19	.474	16	36	52	3.5	26	1	3	17	5	3	49	3.3
BURRELL	16-0	201-12.6	16-61	.262	1-10	.100	8-14	.571	12	25	37	2.3	11	0	7	7	3	2	41	2.6
HARRIS	9-0	31-3.4	0-1	.000	0-0	.000	1-2	.500	2	0	2	0.2	7	0	0	3	1	0	1	0.1
TEAM									27	35	62	3.9	0			4			0	
TOTAL	**16**		**425-1023**	**.415**	**64-215**	**.298**	**205-286**	**.717**	**256**	**430**	**686**	**42.9**	**302**	**7**	**219**	**241**	**39**	**103**	**1119**	**69.9**
OPPONENTS	**16**		**421-1001**	**.421**	**94-286**	**.329**	**190-268**	**.709**	**181**	**374**	**555**	**34.7**	**256**	**-**	**202**	**205**	**44**	**101**	**1126**	**70.4**

2018-19 NCAA STATISTICS (1 GAME)

			TOTAL		3-PTS				REBOUNDS											
Player	**GP-GS**	**Min-Avg**	**FG-FGA**	**Pct**	**3FG-FGA**	**Pct**	**FT-FTA**	**Pct**	**Off**	**Def**	**Tot**	**Avg**	**PF**	**FO**	**A**	**TO**	**Blk**	**Stl**	**Pts**	**Avg**
DAVIS	1-1	38-38.0	8-14	.571	0-3	.000	5-8	.625	2	8	10	10.0	4	0	3	4	2	1	21	21.0
KUSHKITUAH	1-0	18-18.0	7-10	.700	0-0	.000	2-6	.333	2	2	4	4.0	4	0	1	2	0	1	16	16.0
COLLINS	1-1	32-32.0	5-12	.417	1-2	.500	3-4	.750	1	2	3	3.0	3	0	0	0	0	0	14	14.0
JACKSON	1-1	33-33.0	3-5	.600	2-4	.500	0-0	.000	0	1	1	1.0	2	0	4	1	0	1	8	8.0
WESTBROOK	1-1	36-36.0	2-10	.200	1-5	.200	1-2	.500	2	3	5	5.0	3	0	9	6	0	1	6	6.0
GREEN, C.	1-1	19-19.0	2-4	.500	0-0	.000	1-3	.333	2	5	7	7.0	3	0	0	0	0	0	5	5.0
GREEN, Z.	1-0	15-15.0	2-5	.400	0-0	.000	0-0	.000	2	0	2	2.0	1	0	0	2	1	0	4	4.0
MASSENGILL	1-0	7-7.0	1-5	.200	0-1	.000	1-2	.500	3	2	5	5.0	3	0	0	1	0	0	3	3.0
BURRELL	1-0	2-2.0	0-0	.000	0-0	.000	0-0	.000	0	0	0	0.0	0	0	0	0	0	0	0	0.0
TEAM									2	1	3	3.0	0			0			0	
TOTAL	**1**		**30-65**	**.462**	**4-15**	**.267**	**13-25**	**.520**	**16**	**24**	**40**	**40.0**	**23**	**0**	**17**	**16**	**3**	**4**	**77**	**77.0**
OPPONENTS	**1**		**31-73**	**.425**	**7-20**	**.350**	**20-25**	**.800**	**18**	**25**	**43**	**43.0**	**20**	**-**	**15**	**9**	**4**	**7**	**89**	**89.0**

2018-19 GAME-BY-GAME RESULTS

RECORD:	OVERALL	HOME	AWAY	NEUTRAL
ALL GAMES	19-13	10-7	6-4	3-2
CONFERENCE	7-9	3-5	4-4	0-0
NON-CONFERENCE	12-4	7-2	2-0	3-2
NCAA	0-1	0-0	0-0	0-1

DATE	TIME	OPPONENT	W/L	SCORE	ATTEND	HIGH POINTS	HIGH REBOUNDS
11/11/18	2:00 p.m.	PRESBYTERIAN	W	97-49	8147	(20)Westbrook,Evina	(11)Green,Cheridene
11/14/18	7:00 p.m.	UNC ASHEVILLE	W	73-46	6914	(13)Jackson,Meme	(8)Burrell,Rae (8)Davis,Rennia
11/18/18	2:00 p.m.	FLORIDA A&M	W	96-31	7616	(19)Jackson,Meme	(11)Davis,Rennia
11/22/18	3:00 p.m.	$vs Clemson	W	78-66	320	(14)Jackson,Meme	(8)Green,Cheridene
11/24/18	2:00 p.m.	$vs UAB	Wot	73-69	250	(18)Davis,Rennia	(13)Kushkituah,Kasiyahna
12/02/18	4:00 p.m.	at Oklahoma St.	W	76-63	3493	(29)Westbrook,Evina	(13)Green,Cheridene
12/05/18	7:00 p.m.	STETSON	W	65-55	6916	(24)Davis,Rennia	(9)Davis,Rennia
12/09/18	1:00 p.m.	at Texas	W	88-82	4275	(33)Jackson,Meme	(6)Green,Cheridene (6)Davis,Rennia
12/18/18	6:00 p.m.	STANFORD	L	85-95	8051	(29)Westbrook,Evina	(10)Davis,Rennia
12/21/18	7:00 p.m.	ETSU	W	80-61	8025	(23)Jackson,Meme	(9)Massengill,Jazmine
12/28/18	7:00 p.m.	MURRAY ST.	W	98-77	8518	(20)Davis,Rennia	(13)Davis,Rennia
12/30/18	2:00 p.m.	BELMONT	W	84-76	8546	(20)Westbrook,Evina	(6)Westbrook,Evina (6)Green,Zaay (6)Davis,Rennia
01/03/19	7:00 p.m.	*at Auburn	W	78-69	2204	(27)Jackson,Meme	(14)Davis,Rennia
01/06/19	2:00 p.m.	*MISSOURI	L	64-66	9113	(16)Davis,Rennia (16)Westbrook,Evina	(14)Green,Cheridene
01/10/19	7:00 p.m.	*KENTUCKY	L	71-73	8145	(20)Westbrook,Evina	(15)Green,Cheridene
01/13/19	3:00 p.m.	*at Georgia	L	62-66	5867	(23)Westbrook,Evina	(12)Davis,Rennia
01/17/19	9:00 p.m.	*at Alabama	L	65-86	2392	(19)Westbrook,Evina	(11)Green,Zaay
01/21/19	7:00 p.m.	*ARKANSAS	L	79-80	7259	(24)Westbrook,Evina	(12)Green,Cheridene
01/24/19	7:00 p.m.	NOTRE DAME	L	62-77	9154	(19)Green,Zaay	(11)Green,Cheridene
01/27/19	1:00 p.m.	*LSU	W	74-65	9518	(24)Davis,Rennia	(10)Green,Cheridene
01/31/19	7:00 p.m.	*FLORIDA	W	67-50	6233	(19)Davis,Rennia	(10)Davis,Rennia (10)Green,Cheridene
02/03/19	3:00 p.m.	*at Vanderbilt	W	82-65	3815	(18)Westbrook,Evina	(12)Davis,Rennia
02/10/19	2:00 p.m.	*at Mississippi State	L	63-91	10021	(29)Davis,Rennia	(7)Green,Cheridene
02/14/19	7:00 p.m.	*AUBURN	W	73-62	7547	(25)Green,Zaay	(11)Green,Cheridene
02/17/19	5:00 p.m.	*at Missouri	W	62-60	8559	(18)Westbrook,Evina	(11)Davis,Rennia
02/21/19	9:00 p.m.	*at Texas A&M	L	62-79	3789	(17)Westbrook,Evina	(12)Green,Cheridene
02/24/19	4:00 p.m.	*SOUTH CAROLINA	L	67-82	9448	(15)Davis,Rennia	(9)Green,Cheridene (9)Davis,Rennia
02/28/19	7:00 p.m.	*VANDERBILT	L	69-76	7321	(20)Green,Cheridene	(8)Green,Cheridene
03/03/19	3:00 p.m.	*at Ole Miss	W	81-56	1308	(20)Jackson,Meme	(8)Green,Zaay
03/07/19	Noon	^vs LSU	W	69-66	3215	(20)Westbrook,Evina	(9)Green,Cheridene
03/08/19	Noon	^vs Mississippi State	L	68-83	4431	(19)Westbrook,Evina	(8)Davis,Rennia
03/23/19	1:30 p.m.	#vs UCLA	L	77-89	5072	(21)Davis,Rennia	(10)Davis,Rennia

$ = Junkanoo Jam
* = SEC
^ = SEC Tournament
# = NCAA Tournament

ATTENDANCE SUMMARY	GAMES	TOTALS	AVG/GAME
HOME	17	136471	8028
AWAY	10	45723	4572
NEUTRAL	5	13288	2658
TOTAL	32	195482	6109

GAME 1

#11/12 UT vs. Presbyterian // Nov. 11, 2018

PRESBYTERIAN (0-1)			FG	3PT	FT	REBS	PF	TP	A	TO	Bl	St	Min
15	Santos, Tess	f	1-7	1-4	0-0	0-4-4	2	3	1	4	1	2	29
32	Virola, Salina	f	0-2	0-0	0-0	3-4-7	4	0	1	1	0	0	21
44	Blackwell-Boyden, E.	c	3-5	0-0	1-1	2-2-4	0	7	0	3	0	0	26
11	Hall, Kacie	g	1-7	0-1	4-4	1-2-3	2	6	5	11	0	1	35
23	Stafford, Shamani	g	6-11	5-5	3-6	1-2-3	4	20	1	4	0	1	25
00	Hofmann, Nicole		0-0	0-0	0-0	0-0-0	0	0	0	0	0	0	1
03	Hemm, Riley		0-1	0-1	0-0	0-0-0	2	0	0	2	0	0	2
04	Gibbs, Bria		3-8	0-0	0-0	2-0-2	1	6	0	1	0	0	20
05	Suarez, Shaymany		0-1	0-0	0-0	0-0-0	0	0	0	0	0	0	1
14	Johnson, Trinity		1-5	0-0	3-4	0-0-0	4	5	3	6	0	1	27
21	Gragera, Paloma		0-1	0-0	0-0	0-0-0	0	0	0	0	0	0	2
22	Jackson, Kiara		1-3	0-0	0-0	3-2-5	3	2	1	2	0	1	11
	TEAM					4-5-9				5			
	Totals.....		16-51	6-11	11-15	16-21-37	22	49	12	39	1	6	200

TOTAL FG%	1st Half: 9-27 33.3%	2nd Half: 7-24 29.2%	Game: 31.4%
3-Pt. FG%	1st Half: 4-6 66.7%	2nd Half: 2-5 40.0%	Game: 54.5%
F Throw %	1st Half: 7-9 77.8%	2nd Half: 4-6 66.7%	Game: 73.3%

Tennessee (1-0)			FG	3PT	FT	REBS	PF	TP	A	TO	Bl	St	Min
15	Green,Cheridene	f	5-9	0-0	3-5	5-6-11	2	13	0	1	3	3	24
11	Kushkituah,K.	c	5-9	0-0	0-6	6-1-7	2	10	1	2	2	0	21
02	Westbrook,Evina	g	7-12	1-1	5-8	1-3-4	3	20	5	1	0	7	23
10	Jackson,Meme	g	4-9	1-2	2-2	0-2-2	3	11	3	3	0	4	22
14	Green,Zaay	g	4-9	3-4	2-2	0-0-0	1	13	4	2	1	5	22
04	Collins,Mimi		3-6	0-0	3-4	4-3-7	3	9	0	2	0	0	19
05	Harris,Kamera		1-4	0-0	0-0	2-1-3	1	2	0	3	1	0	19
12	Burrell,Rae		5-14	0-2	4-6	4-1-5	1	14	0	1	1	1	25
13	Massengill,Jazmine		2-4	0-0	1-3	4-3-7	2	5	2	0	1	2	25
	TEAM					2-0-2							
	Totals.....		36-76	5-9	20-36	28-20-48	18	97	15	15	9	22	200

TOTAL FG%	1st Half: 16-39 41.0%	2nd Half: 20-37 54.1%	Game: 47.4%
3-Pt. FG%	1st Half: 4-6 66.7%	2nd Half: 1-3 33.3%	Game: 55.6%
F Throw %	1st Half: 10-12 83.3%	2nd Half: 10-24 41.7%	Game: 55.6%

Officials: Pualani Spurlock, Metta Roberts, Angel Stanton
Technical fouls: Presbyterian-None. Tennessee-Jackson,Meme.
Attendance: 8147

Score by Periods	1st	2nd	3rd	4th	Total
Presbyterian	12	17	11	9	49
Tennessee	24	22	28	23	97

Points in the paint-PCW 18,UT 60. Points off turnovers-PCW 20,UT 44.
2nd chance points-PCW 13,UT 19. Fast break points-PCW 5,UT 18.
Bench points-PCW 13,UT 30. Score tied-1 time. Lead changed-1 time.
Last FG-PCW 4th-00:57, UT 4th-01:27.
Largest lead-PCW by 3 1st-07:51, UT by 50 4th-02:27.
PCW led for 01:53. UT led for 35:51. Game was tied for 01:58.

KNOXVILLE, Tenn. -- Sophomore guard Evina Westbrook's career-high 20 points and seven steals propelled No. 11/12 Tennessee past Presbyterian, 97-49, in both teams' season opener in Thompson-Boling Arena.

The Lady Vols (1-0) forced 39 turnovers in the victory, which is the most since Charlotte committed 40 miscues on Dec. 2, 1992. Tennessee also registered its most steals (22) since compiling 22 vs. ETSU on Dec. 2, 2015.

Overall, Tennessee had six players scoring in double figures, as redshirt senior forward Cheridene Green notched her third career double-double of 13 points and 11 rebounds. The other Lady Vols with 10 or more points included freshman guard/forward Rae Burrell (14), freshman guard Zaay Green (13), senior guard/forward Meme Jackson (11) and sophomore center Kasiyahna Kushkituah (10). Tennessee recorded 44 points off turnovers and 60 points in the paint while shooting 47 percent from the floor in the win.

After a slow start, the Lady Vols scored seven points in 37 seconds to take their first lead of the game through four minutes of play. Tennessee forced six turnovers in its 16-0 run to end the first quarter. The Lady Vols notched 17 points off turnovers, seven steals and shot 45 percent from the floor en route to a 24-12 lead.

Once again in the second stanza, the Lady Vols were slow out of the gates, as they went on a two-minute scoring drought at the five-minute mark. Tennessee, however, relied on the charity stripe to provide its points. The Lady Vols went 9-of-10 from the free throw line, which is where nearly half of their second quarter points were generated. After forcing three turnovers in the final 1:24 of the quarter, Tennessee took a 46-29 lead into halftime.

Defense remained the name of the game for the Lady Vols in the second half, as the squad went on a 10-0 run to start the third quarter behind six steals and two blocks. Still, a three-minute scoring drought followed for Tennessee, which didn't allow a field goal from the Blue Hose (0-1) until the 4:14 mark of the third quarter. A Jackson deep ball broke the Lady Vols' drought and sparked a 15-3 run to end the quarter. Tennessee held Presbyterian to 11 third-quarter points and went into the fourth quarter with a 74-40 lead.

The Lady Vols took a game-high 40-point lead at the 7:42 mark of the final quarter after a pair of free throws from Burrell, igniting a 9-0 run from Tennessee. The Blue Hose proceeded to turn the ball over six more times over the next five minutes, helping improve the Lady Vols' run to 15-3. Tennessee held Presbyterian to just nine points on 4-of-13 shooting in the final frame to round out the afternoon.

GAME 2

#12/12 UT vs. UNC Asheville // Nov. 14, 2018

UNC Asheville (0-2)			FG	3PT	FT	REBS	PF	TP	A	TO	Bl	St	Min
23	Wilson, Tiffany	f	0-0	0-0	0-0	1-2-3	4	0	0	0	0	0	14
03	Scott, Zip	g	3-8	1-2	0-0	1-1-2	2	7	2	4	0	2	24
10	Wall, Jessica	g	2-7	2-7	1-2	1-1-2	1	7	2	2	1	0	30
15	Dengokl, Sonora	g	6-13	0-1	2-3	1-0-1	1	14	2	3	0	1	29
32	Trani, Ali	g	4-11	4-9	0-0	0-2-2	3	12	1	2	0	2	33
00	Evans, Nadiria		2-7	0-0	0-0	0-2-2	1	4	0	3	0	1	21
01	Corpening, Amaryah		0-3	0-3	0-0	0-1-1	0	0	1	2	0	0	13
04	McGill, Evonna		0-0	0-0	0-0	0-3-3	2	0	0	1	2	0	6
05	Toney, Alexis		0-0	0-0	0-0	1-0-1	0	0	0	1	0	0	5
11	Lawson, Jimeshia		0-1	0-0	0-0	0-0-0	0	0	0	0	0	0	2
12	Esadah, Juliet		0-0	0-0	0-0	1-1-2	3	0	0	1	0	0	7
14	Jordan-Brown, Brooke		1-1	0-0	0-2	0-1-1	3	2	0	0	1	1	16
	TEAM					2-2-4				1			
	Totals.....		18-51	7-22	3-7	8-16-24	20	46	8	20	4	7	200

TOTAL FG%	1st Half: 6-22 27.3%	2nd Half: 12-29 41.4%	Game: 35.3%
3-Pt. FG%	1st Half: 2-10 20.0%	2nd Half: 5-12 41.7%	Game: 31.8%
F Throw %	1st Half: 2-5 40.0%	2nd Half: 1-2 50.0%	Game: 42.9%

Tennessee (2-0)			FG	3PT	FT	REBS	PF	TP	A	TO	Bl	St	Min
15	Green,Cheridene	f	5-6	0-0	2-2	2-2-4	2	12	2	2	0	0	23
11	Kushkituah,K.	c	2-5	0-0	0-0	2-1-3	1	4	1	1	0	0	21
00	Davis,Rennia	g	4-10	1-2	1-2	2-6-8	3	10	2	2	0	1	28
02	Westbrook,Evina	g	4-6	2-2	1-2	2-2-4	3	11	4	2	0	0	16
10	Jackson,Meme	g	5-9	3-5	0-0	0-1-1	3	13	2	2	0	2	28
04	Collins,Mimi		1-7	1-2	4-4	2-4-6	1	7	0	1	1	1	18
05	Harris,Kamera		0-0	0-0	0-0	0-0-0	2	0	0	0	0	0	5
12	Burrell,Rae		3-7	0-2	4-6	5-3-8	1	10	1	3	1	1	17
13	Massengill,Jazmine		1-5	0-1	2-4	1-2-3	0	4	0	2	0	2	24
14	Green,Zaay		1-7	0-4	0-0	0-1-1	3	2	1	1	0	1	20
	TEAM					5-3-8							
	Totals.....		26-62	7-18	14-20	21-25-46	19	73	13	16	2	8	200

TOTAL FG%	1st Half: 15-38 39.5%	2nd Half: 11-24 45.8%	Game: 41.9%
3-Pt. FG%	1st Half: 4-12 33.3%	2nd Half: 3-6 50.0%	Game: 38.9%
F Throw %	1st Half: 10-12 83.3%	2nd Half: 4-8 50.0%	Game: 70.0%

Officials: Beverly Roberts, Chaney Muench, Julie Krommenhoek
Technical fouls: UNC Asheville-None. Tennessee-None.
Attendance: 6914

Score by Periods	1st	2nd	3rd	4th	Total
UNC Asheville	8	8	18	12	46
Tennessee	21	23	8	21	73

Points in the paint-AVL 20,UT 32. Points off turnovers-AVL 10,UT 26.
2nd chance points-AVL 2,UT 27. Fast break points-AVL 2,UT 2.
Bench points-AVL 6,UT 23. Score tied-0 times. Lead changed-0 times.
Last FG-AVL 4th-00:28, UT 4th-02:32.
Largest lead-AVL None, UT by 31 4th-05:36.
AVL led for 00:00. UT led for 39:21. Game was tied for 00:39.

KNOXVILLE, Tenn. -- Five Tennessee players scored in double figures, fueling the No. 12/12-ranked Lady Vols to a 73-46 win over UNC Asheville in Thompson-Boling Arena.

Senior guard Meme Jackson led Tennessee (2-0) with a team-high 13 points, while redshirt senior forward Cheridene Green tallied 12 on 5-of-6 shooting to help UT improve to 2-0 on the season.

UNC Asheville (0-2) got 14 points from Sonora Dengokl and 12 from Ali Trani, who was 4-of-9 from beyond the three-point line.

Although shooting 39 percent from the floor on the night, Tennessee hit at a 66.7 percent clip (8-of-12) in the fourth quarter to close the game. The Lady Vols out-rebounded the Bulldogs 46-24 on the glass, including 21-8 on the offensive end, and outscored UNCA 27-2 in second-chance points. UT also forced 20 turnovers by the visitors.

After opening the game shooting one-of-seven from the field, the Lady Vols bounced back with an 11-0 run and held UNC Asheville to a four-minute scoring drought. Green tallied eight of Tennessee's first 13 points to start things off, as the Lady Vols forced three turnovers in the run to go up 15-2. Both teams finished without a shot made for the final three minutes of the quarter, with Tennessee leading 21-8 after 10 minutes of play. Bulldogs senior guard Sonora Dengokl finished with seven of UNC Asheville's eight first-quarter points.

Green was the first Lady Vol in double-digits for points after a layup at the 7:29 mark of the second quarter. Tennessee started the frame with a 7-0 run and held the Bulldogs to yet another scoring drought, this time spanning over four minutes. The Lady Vols capped the half with a 13-0 run, ending an opening 20 minutes in which the Bulldogs spent over 11 minutes in scoring droughts.

UNC Asheville started the third quarter on a 15-6 tear, as the Lady Vols remained scoreless for three minutes. Tennessee also went without a field goal for the final six minutes of the quarter, turning the ball over five times during that span. A last-second three-pointer from the Bulldogs closed the Lady Vols' gap to 52-34 going into the final quarter. Tennessee was ultimately outscored 18-8 in the third quarter and finished out the period shooting 25 percent from the field.

The Lady Vols connected on seven of their first nine shots to open the final quarter, outscoring the Bulldogs 21-12 to finish the game. Davis, Jackson and Westbrook had all but two of Tennessee's points in the final 10 minutes.

GAME 3

#12/12 UT vs. Florida A&M // Nov. 18, 2018

Florida A&M (0-3)			FG	3PT	FT	REBS	PF	TP	A	TO	Bl	St	Min
13	Royal,Dy`Manee	f	0-6	0-0	0-0	3-2-5	2	0	0	2	0	0	18
14	James,Tyra	f	3-8	0-3	0-0	1-2-3	2	6	2	6	0	3	30
01	Moye,Mya	g	3-13	1-5	0-2	1-1-2	1	7	2	2	0	1	33
02	Goram,Autumn	g	1-8	1-5	2-2	1-3-4	2	5	0	4	0	0	26
30	Ballew,Jasmine	g	1-10	0-5	1-2	1-2-3	1	3	0	3	0	1	22
04	Antoine,Deja		0-3	0-1	0-0	0-1-1	2	0	1	0	0	2	12
11	Mitchell,Morgan		0-0	0-0	0-0	0-2-2	0	0	0	7	0	1	6
12	Dilworth,Jhakya		0-1	0-1	1-2	0-0-0	0	1	0	0	0	0	3
20	Cook,Chiqueria		0-0	0-0	1-2	0-1-1	3	1	1	2	0	0	8
21	Dilworth,Keziah		1-4	0-2	1-2	1-1-2	3	3	0	1	0	4	22
23	Darks,Taylor		1-4	0-0	0-0	0-0-0	1	2	0	2	0	0	7
34	Perkins,Auryel		1-2	0-1	1-4	1-5-6	0	3	0	2	0	0	13
	TEAM					3-4-7				1			
	Totals.....		11-59	2-23	7-16	12-24-36	17	31	6	32	0	12	200

TOTAL FG%	1st Half: 7-31 22.6%	2nd Half: 4-28 14.3%	Game: 18.6%
3-Pt. FG%	1st Half: 1-11 9.1%	2nd Half: 1-12 8.3%	Game: 8.7%
F Throw %	1st Half: 3-8 37.5%	2nd Half: 4-8 50.0%	Game: 43.8%

Tennessee (3-0)			FG	3PT	FT	REBS	PF	TP	A	TO	Bl	St	Min
00	Davis,Rennia	f	6-8	1-1	1-1	2-9-11	2	14	4	2	0	3	21
15	Green,Cheridene	f	2-3	0-0	1-1	0-5-5	0	5	1	0	0	2	21
11	Kushkituah,K.	c	5-6	0-0	3-4	0-2-2	1	13	1	2	1	1	21
02	Westbrook,Evina	g	3-8	1-3	0-0	0-2-2	2	7	8	3	0	1	21
10	Jackson,Meme	g	7-12	3-8	2-4	0-2-2	1	19	4	1	2	6	21
04	Collins,Mimi		3-6	0-0	1-1	5-5-10	4	7	0	0	1	0	19
05	Harris,Kamera		2-3	0-0	0-0	2-2-4	2	4	0	2	0	2	19
12	Burrell,Rae		4-14	3-9	3-6	5-1-6	2	14	1	7	1	1	19
13	Massengill,Jazmine		2-6	1-5	0-0	3-4-7	0	5	2	0	2	4	19
14	Green,Zaay		3-11	0-4	2-4	1-3-4	1	8	3	4	1	2	19
	TEAM					2-4-6							
	Totals.....		37-77	9-30	13-21	20-39-59	15	96	24	21	8	22	200

TOTAL FG%	1st Half: 22-49 44.9%	2nd Half: 15-28 53.6%	Game: 48.1%
3-Pt. FG%	1st Half: 5-16 31.3%	2nd Half: 4-14 28.6%	Game: 30.0%
F Throw %	1st Half: 9-14 64.3%	2nd Half: 4-7 57.1%	Game: 61.9%

Officials: Angelica Suffren, Eric Baker, Meadow Overstreet
Technical fouls: Florida A&M-None. Tennessee-None.
Attendance: 7616

Score by Periods	1st	2nd	3rd	4th	Total
Florida A&M	10	8	8	5	31
Tennessee	34	24	19	19	96

Points in the paint-FAMUW 12,UT 52. Points off turnovers-FAMUW 7,UT 39.
2nd chance points-FAMUW 4,UT 20. Fast break points-FAMUW 4,UT 23.
Bench points-FAMUW 10,UT 38. Score tied-0 times. Lead changed-0 times.
Last FG-FAMUW 4th-01:06, UT 4th-02:16.
Largest lead-FAMUW None, UT by 67 4th-02:16.
FAMUW led for 00:00. UT led for 38:23. Game was tied for 00:53.

KNOXVILLE, Tenn. -- No. 12/12-ranked Tennessee came out hot and never let up in a 96-31 win over Florida A&M in Thompson-Boling Arena.

The Lady Vols began a season 3-0 for the sixth year in a row. The Rattlers fell to 0-3 with the loss.

Sophomore guard/forward Rennia Davis notched her 10th career double-double, scoring 14 points and pulling down a team-high of 11 rebounds on the day. Three other Lady Vols also finished with double-digit scoring, led by senior guard/forward Meme Jackson with 19 points. Jackson also had a career-high six steals with her previous-best being four against Central Arkansas on Nov. 30, 2017.

Freshman guard/forward Rae Burrell had another double-figure performance for UT with 14, while sophomore center Kasiyahna Kushkituah scored 13.

Freshman guard Mya Moye led Florida A&M with seven points, while Auryel Perkins collected five rebounds for the Rattlers.

The Lady Vols came out on fire, opening up the first quarter with a 20-0 scoring run led by Meme Jackson, who scored nine. Tennessee also played aggressive defensive from the opening tip, forcing 10 turnovers by the Rattlers and turning those into 19 points for UT. With a 34-10 advantage after the first 10 minutes, the Lady Vols tied for the sixth-most points ever produced in a quarter by the program.

Tennessee kept up the momentum in the second quarter by extending the lead to 58-18 going into halftime, marking the most points scored in a half this season. Keeping up the aggressive offensive effort, the Lady Vols had six different players score from beyond the arc, also the most in a game so far this year and more than any game a year ago.

During the third quarter, Tennessee shot 63.6 percent overall. The Lady Vols went on an 8-0 scoring streak, with Davis tallying six of those points. FAMU was held to only eight points throughout the quarter and committed four turnovers.

In the fourth stanza, Tennessee had another lengthy run, a 16-0 burst, with five different Lady Vols scoring in that timeframe. UT didn't let up on the defensive side of the ball, either, as FAMU only had five points during the quarter, tying for the fourth fewest ever by an opponent.

GAME 4

#11/11 vs. Clemson // Nov. 22, 2018

Clemson (2-3)			FG	3PT	FT	REBS	PF	TP	A	TO	Bl	St	Min
05	Danielle Edwards	*	9-11	1-1	0-1	1-2-3	3	19	2	4	0	3	35
20	Simone Westbrook	*	7-14	0-4	5-6	0-1-1	2	19	2	3	0	3	33
32	Chyna Cotton	*	0-3	0-1	2-2	0-5-5	2	2	0	1	0	1	18
44	Kobi Thornton	*	4-10	0-0	2-4	4-4-8	3	10	1	7	1	1	32
55	Tylar Bennett	*	3-7	0-0	1-3	1-4-5	2	7	0	2	1	0	32
01	Destiny Thomas		1-1	0-0	0-0	0-0-0	0	2	0	0	0	0	4
10	Camree Clegg		1-6	1-5	0-0	1-0-1	0	3	0	0	0	0	11
11	Taylor Hosendove		1-5	0-0	0-2	2-5-7	2	2	2	5	0	1	24
22	Keniece Purvis		1-1	0-0	0-0	0-2-2	1	2	0	1	0	0	11
	TEAM					1-0-1							
	Totals.....		27-58	2-11	10-18	9-24-33	15	66	7	23	2	9	200

TOTAL FG%	1st Half: 14-31 45.2%	2nd Half: 13-27 48.1%	Game: 46.6%
3-Pt. FG%	1st Half: 2-8 25.0%	2nd Half: 0-3 0.0%	Game: 18.2%
F Throw %	1st Half: 2-5 40.0%	2nd Half: 8-13 61.5%	Game: 55.6%

Tennessee (4-0)			FG	3PT	FT	REBS	PF	TP	A	TO	Bl	St	Min
00	Davis,Rennia	*	6-13	1-2	0-0	2-2-4	2	13	2	1	0	4	26
02	Westbrook,Evina	*	2-7	2-2	1-2	0-3-3	3	7	5	6	0	2	22
10	Jackson,Meme	*	4-11	4-9	2-2	0-4-4	0	14	4	2	1	0	32
11	Kushkituah,K.	*	5-7	0-0	1-2	1-5-6	2	11	1	2	0	2	26
15	Green,Cheridene	*	4-6	0-0	3-4	2-6-8	3	11	1	3	0	0	28
04	Collins,Mimi		2-3	0-0	0-0	0-2-2	4	4	0	1	0	0	17
12	Burrell,Rae		1-2	1-2	0-0	0-1-1	1	3	0	0	0	0	6
13	Massengill,Jazmine		1-5	0-2	1-2	1-1-2	1	3	2	2	0	2	18
14	Green,Zaay		5-14	0-4	2-2	1-1-2	4	12	3	2	0	4	25
	TEAM					6-3-9							
	Totals.....		30-68	8-21	10-14	13-28-41	20	78	18	19	1	14	200

TOTAL FG%	1st Half: 12-36 33.3%	2nd Half: 18-32 56.3%	Game: 44.1%
3-Pt. FG%	1st Half: 4-14 28.6%	2nd Half: 4-7 57.1%	Game: 38.1%
F Throw %	1st Half: 4-6 66.7%	2nd Half: 6-8 75.0%	Game: 71.4%

Officials:
Technical fouls: Clemson-None. Tennessee-None.
Attendance: 320

Score by Periods	1st	2nd	3rd	4th	Total
Clemson	17	15	22	12	66
Tennessee	16	16	22	24	78

Points in the paint-CU 38,UT 32. Points off turnovers-CU 18,UT 23.
2nd chance points-CU 5,UT 9. Fast break points-CU 6,UT 4.
Bench points-CU 9,UT 22. Score tied-13 times. Lead changed-16 times.
Last FG-CU 4th-00:43, UT 4th-01:33.
Largest lead-CU by 4 3rd-07:18, UT by 14 4th-01:01.
CU led for 07:39. UT led for 24:29. Game was tied for 07:47.

BIMINI, Bahamas – No. 11/11 Tennessee used a 13-0 run in the fourth quarter to pull away and defeat Clemson, 78-66, in the opening game of the 2018 Women's Junkanoo Jam at Gateway Christian Academy.

Entering the final period knotted up at 54, the Lady Vols outscored the Tigers 24-12 in the final stanza to improve to 4-0 on the season. Clemson, which previously lost by 12 in Columbia to No. 13/12 South Carolina, fell to 2-3.

Senior guard/forward Meme Jackson led UT in scoring, riding 4-of-9 shooting from beyond the arc to tally 14 points. Junior forward Rennia Davis was right behind Jackson with 13 points, followed by freshman Zaay Green with 12, senior forward Cheridene Green with 11 points and eight rebounds, and sophomore center Kasiyahna Kushkituah with 11 points and six boards.

Clemson had three in double figures, with Danielle Edwards and Simone Westbrook each firing in 19. Kobi Thornton added 10. The Lady Vols tallied 14 steals, forcing the Tigers into 23 turnovers, and out-rebounded CU, 41-32.

The first quarter was a back-and-forth affair, with each team trying to gain its footing. The Lady Vols led 7-4 at the first media timeout with 4:45 to go, getting field goals from Davis and Zaay Green and a three-pointer from Jackson. Clemson, however, would shrug off a 14-8 rebounding deficit and nine turnovers to finish the quarter with a 17-16 lead after shooting 7-of-13 on field goals. UT, meanwhile, hit on 7-of-20 shots, with seven different players getting on the scoreboard.

The second period saw the Lady Vols surge to a six-point lead at 27-21 with 6:20 to go after Jackson hit her third three of the game and then fed Kushkituah for a lay-up inside. The Tigers fought back, however, outscoring UT 11-5 the rest of the way to forge a 32-all tie at the intermission. Jackson's nine points led UT, while Kushkituah added seven. Simone Westbrook paced Clemson with 12 on 5-of-10 shooting.

UT would lead by as many as seven during the third quarter, going on top 52-45 with 2:46 to go after a Jackson three. Clemson clawed back into it, though, outscoring UT 7-2 to send the game to the final frame deadlocked at 54.

The fourth period looked to mirror the first three, with the teams swapping baskets to make it 58-all with 7:38 remaining. Clemson wouldn't score again, however, until 1:56 remained, suffering the onslaught of a 13-0 Tennessee run that put the Lady Vols up, 71-60, with 2:19 to go. UT would hold off the Tigers with 5-of-6 free throw shooting in the final period and finished the game at 71 percent (10-14).

UT shot 60 percent (9-15) from the field in the fourth to close out the game, with Zaay Green (8), Davis (6) and Cheridene Green (5) scoring 19 of UT's 24 final-stanza points. The Lady Vols, meanwhile, held Clemson to 5-of-13 shooting and forced six fourth-quarter turnovers to seal the deal.

GAME 5

#11/11 UT vs. UAB // Nov. 24, 2018

Tennessee (5-0)			FG	3PT	FT	REBS	PF	TP	A	TO	Bl	St	Min
00	Davis,Rennia	*	7-13	3-6	1-2	1-6-7	4	18	3	1	1	0	39
02	Westbrook,Evina	*	6-14	1-3	3-11	0-6-6	3	16	3	5	1	0	35
10	Jackson,Meme	*	2-5	2-4	2-2	2-6-8	2	8	1	3	0	3	37
11	Kushkituah,K.	*	6-12	0-0	1-2	2-11-13	3	13	1	2	2	0	35
15	Green,Cheridene	*	2-8	0-0	0-0	3-0-3	0	4	0	0	0	1	19
04	Collins,Mimi		1-3	0-0	1-2	0-0-0	1	3	1	1	0	1	10
12	Burrell,Rae		1-2	0-0	0-1	1-0-1	0	2	0	1	0	0	4
13	Massengill,Jazmine		2-8	0-3	0-0	2-3-5	2	4	2	2	0	2	30
14	Green,Zaay		2-8	0-2	1-2	0-4-4	4	5	1	1	0	0	16
	TEAM					5-1-6							
	Totals.....		29-73	6-18	9-22	16-37-53	19	73	12	16	4	7	225

TOTAL FG%	1st Half: 12-33 36.4%	2nd Half: 15-32 46.9%	Game: 39.7%
3-Pt. FG%	1st Half: 2-8 25.0%	2nd Half: 4-8 50.0%	Game: 33.3%
F Throw %	1st Half: 3-7 42.9%	2nd Half: 2-8 25.0%	Game: 40.9%

UAB (4-1)			FG	3PT	FT	REBS	PF	TP	A	TO	Bl	St	Min
00	BARNES, Miyah	*	5-11	2-5	1-2	1-1-2	4	13	8	4	0	0	43
03	VENDRELL, Angela	*	1-2	0-0	0-0	0-4-4	2	2	2	3	1	3	39
13	THOMAS, Katelynn	*	6-13	0-0	7-9	1-2-3	4	19	2	2	0	1	32
20	KUZMANIC, Deanna	*	3-11	2-6	2-4	1-6-7	4	10	2	3	0	2	44
32	CHILDRESS, Rachael	*	7-16	5-9	0-0	0-6-6	1	19	1	0	0	2	43
01	WHITLEY, Margaret		0-2	0-2	0-0	0-0-0	0	0	0	1	0	0	5
10	ROSENFELDT, Sara		0-0	0-0	0-0	0-0-0	0	0	0	0	0	0	0
12	MAGEE, Trista		0-1	0-0	0-0	0-4-4	3	0	1	0	0	0	6
34	JOHNSON, Imani		2-9	0-1	2-2	0-2-2	0	6	0	1	0	0	13
	TEAM					2-6-8							
	Totals.....		24-65	9-23	12-17	5-31-36	18	69	16	14	1	8	225

TOTAL FG%	1st Half: 13-33 39.4%	2nd Half: 9-24 37.5%	Game: 36.9%
3-Pt. FG%	1st Half: 4-13 30.8%	2nd Half: 5-8 62.5%	Game: 39.1%
F Throw %	1st Half: 8-11 72.7%	2nd Half: 4-6 66.7%	Game: 70.6%

Officials: Rod Creech, Bruce Morris, Maggie Tieman
Technical fouls: Tennessee-None. UAB-None.
Attendance: 250

Score by Periods	1st	2nd	3rd	4th	OT	Total
Tennessee	13	16	17	19	8	73
UAB	20	18	18	9	4	69

Points in the paint-UT 34,UAB 22. Points off turnovers-UT 18,UAB 22.
2nd chance points-UT 9,UAB 5. Fast break points-UT 2,UAB 0.
Bench points-UT 14,UAB 6. Score tied-3 times. Lead changed-3 times.
Last FG-UT OT-02:54, UAB OT-00:06.
Largest lead-UT by 5 OT-00:11, UAB by 12 3rd-03:07.
UT led for 03:37. UAB led for 37:58. Game was tied for 03:25.

BIMINI, Bahamas – No. 11/11 Tennessee came from 12 points down in the fourth quarter to send the game to overtime and seize a hard-fought victory over UAB, 73-69, in the Junkanoo Division title game at the 2018 Women's Junkanoo Jam.

Sophomore forward Rennia Davis, who was named the tournament MVP, led the Lady Vols (5-0) with 18 points, including three huge second-half three-pointers at Gateway Christian Academy Gymnasium. Sophomore point guard Evina Westbrook tossed in 16 points, followed by sophomore center Kasiyahna Kushkituah, who registered her first career double-double with 13 points and 13 rebounds.

Senior Meme Jackson, who had 14 points in Thursday's win over Clemson, had eight points and eight boards vs. UAB and joined Davis on the all-tournament team.

UAB, which led by 10 points entering the fourth frame, fell to 4-1 with its first setback of the season. The Blazers were paced by junior forwards Katelynn Thomas and Rachael Childress, who tallied 19 points each. Junior guard Miyah Barnes chipped in 13, while senior guard Deanna Kuzmanic had 10.

The upset-minded Blazers upped their lead to 12 early in the fourth period at 58-46 and had a 60-48 advantage with 8:08 to go. Davis, however, stared that deficit in the face and made some big plays, draining three-consecutive long-range threes that cut the gap to six, 63-57, with 5:20 to go. After a Kuzmanic layup with 5:07 remaining made it 65-57 Blazers, UT didn't allow UAB another point in regulation.

A three by Westbrook started a game-closing 8-0 run, followed by a layup from Kushkituah, a free throw from Westbrook and a layup from Westbrook with 52 seconds to go that knotted it up at 65-all. After UAB's Kuzmanic missed a pair of free throws that would have put her team up two with 28 seconds left, the Lady Vols had the final possession and two shots at the basket before settling for overtime.

In the extra frame, UAB struck first with Barnes hitting a jumper to put UAB up, 67-65, with 3:39 to go. UT responded with a three-point play by Kushkituah to move ahead, 68-67. A Westbrook driving layup with 2:54 to go and a free throw by the sophomore with 16 seconds left gave the Lady Vols a slight 71-67 cushion. Davis and Westbrook each hit one of two free throws inside the final 11 seconds to offset a Barnes jumper with six ticks left to close out the game.

The Lady Vols outscored UAB 19-9 in the fourth quarter and 8-4 in OT to claim a dramatic, come-from-behind victory. UT limited the Blazers to 3-of-13 shooting (23.1%) in the final stanza while hitting seven of 15 (46.7%). In overtime, both teams were two of eight from the field, but UT outscored UAB at the free throw line, 4-0, and out-rebounded the Blazers, seven to four.

GAME 6

#11/11 UT at Oklahoma St. // Dec. 2, 2018

Tennessee (6-0)			FG	3PT	FT	REBS	PF	TP	A	TO	Bl	St	Min
00	Davis,Rennia	f	6-13	0-2	1-1	2-3-5	5	13	1	5	1	0	29
15	Green,Cheridene	f	3-6	0-0	0-1	6-7-13	3	6	3	1	0	3	26
02	Westbrook,Evina	g	12-15	1-2	4-5	0-2-2	4	29	3	2	0	2	34
10	Jackson,Meme	g	3-8	1-6	0-0	3-2-5	2	7	2	1	1	4	38
14	Green,Zaay	g	7-15	1-4	2-4	1-4-5	4	17	2	4	1	1	29
04	Collins,Mimi		0-1	0-0	0-0	0-1-1	1	0	0	0	0	0	10
05	Harris,Kamera		0-0	0-0	0-0	1-0-1	2	0	0	0	0	0	4
12	Burrell,Rae		2-6	0-1	0-0	3-2-5	2	4	1	2	0	0	9
13	Massengill,Jazmine		0-4	0-3	0-0	1-3-4	0	0	1	1	0	2	21
	TEAM					2-2-4				1			
	Totals.....		33-68	3-18	7-11	19-26-45	23	76	13	17	3	12	200

TOTAL FG%	1st Half: 19-38 50.0%	2nd Half: 14-30 46.7%	Game: 48.5%
3-Pt. FG%	1st Half: 1-9 11.1%	2nd Half: 2-9 22.2%	Game: 16.7%
F Throw %	1st Half: 1-2 50.0%	2nd Half: 6-9 66.7%	Game: 63.6%

Oklahoma St. (6-1)			FG	3PT	FT	REBS	PF	TP	A	TO	Bl	St	Min
01	De Lapp,Kassidy	f	0-1	0-0	0-2	3-3-6	1	0	0	1	0	0	20
12	Gray,Vivian	f	5-17	1-3	3-4	2-3-5	0	14	1	3	1	3	40
20	Jones,Latashia	f	1-4	0-3	1-2	3-3-6	2	3	2	4	0	0	34
14	Miller,Braxtin	g	8-17	2-4	11-16	2-3-5	3	29	5	2	0	1	40
23	Hobbs,Jaden	g	4-8	4-6	0-0	1-2-3	2	12	3	5	1	1	32
15	Gnanou,Mariam		1-1	0-0	1-2	0-1-1	4	3	1	1	0	2	20
21	Asberry,Ja'Mee		0-2	0-1	0-0	0-0-0	0	0	1	1	0	0	8
25	Winchester,Abbie		0-1	0-0	2-2	0-0-0	0	2	0	0	0	0	6
	TEAM					1-1-2							
	Totals.....		19-51	7-17	18-28	12-16-28	12	63	13	17	2	7	200

TOTAL FG%	1st Half: 14-27 51.9%	2nd Half: 5-24 20.8%	Game: 37.3%
3-Pt. FG%	1st Half: 6-10 60.0%	2nd Half: 1-7 14.3%	Game: 41.2%
F Throw %	1st Half: 9-14 64.3%	2nd Half: 9-14 64.3%	Game: 64.3%

Officials: Julie Krommenhoek,Doug Knight,Tina Napier
Technical fouls: Tennessee-None. Oklahoma St.-None.
Attendance: 3493

Score by Periods	1st	2nd	3rd	4th	Total
Tennessee	25	15	21	15	76
Oklahoma St.	22	21	6	14	63

Points in the paint-UT 48,OSU 18. Points off turnovers-UT 22,OSU 15.
2nd chance points-UT 13,OSU 7. Fast break points-UT 14,OSU 18.
Bench points-UT 4,OSU 5. Score tied-6 times. Lead changed-4 times.
Last FG-UT 4th-01:43, OSU 4th-05:20.
Largest lead-UT by 14 4th-09:38, OSU by 3 2nd-02:19.
UT led for 32:43. OSU led for 03:36. Game was tied for 03:41.

STILLWATER, Okla. -- Sophomore Evina Westbrook poured in a career-high 29 points to lead No. 11/11 Tennessee to a gritty road win over Oklahoma State in Gallagher-Iba Arena, 76-63.

Sophomore Rennia Davis and freshman Zaay Green were also in double figures for Tennessee (6-0) with 17 and 13, respectively, with Green posting a new career high. Cheridene Green was a presence on the boards, pulling down a career-best 13 rebounds.

The Cowgirls (6-1) were led in scoring by Braxtin Miller, who finished the day with 29 points. Also in double digits for OSU were Jaden Hobbs, who went 4-of-6 from behind the arc for 12 points, and Vivian Gray, who tallied 14 points.

Meme Jackson got off to a fast start for the Lady Vols, grabbing a rebound and driving the full length of the court to score Tennessee's first points on a layup before then forcing the Cowgirls into a turnover on the inbounds pass. UT was hot from the floor in the opening minutes, hitting eight of its first nine shots and with all five starters contributing to its first 10 points.

The Lady Vols jumped out to a 14-7 lead before OSU battled back, cutting it to 14-12 off a pair of free throws by Abbie Winchester with 3:48 in the period. Tennessee battled back to extend its lead to 25-17 with just over a minute in the quarter, but OSU closed out the stanza with a 5-0 run to cut UT's lead to 25-22 at the end of the first.

Just over two and a half minutes into the second quarter, OSU tied it up at 29-all on a Hobbs 3-pointer before taking its first lead on the next possession off a Miller layup. The teams traded baskets until Miller knocked down a trey to end the half, putting Oklahoma State up 43-40.

Westbrook kicked things off in the second half, knocking down a three on UT's first possession to kick off a 17-3 run that put the Lady Vols up 57-46 midway through the third quarter. Tennessee capitalized on six forced turnovers in the period and took a 61-49 lead into the final stanza.

The Cowgirls chipped away at UT's lead to start the fourth stanza, pulling within five by the 4:18 mark. Zaay Green and Cheridene Green hit back-to-back buckets to turn the tide for the Lady Vols, however, extending UT's lead to 70-61 with 3:20 left in the game. OSU answered with a pair of made free throws, but Westbrook poured in another six points and Tennessee sealed a 76-63 victory.

GAME 7

#9/9 UT vs. Stetson // Dec. 5, 2018

Stetson (1-7)			FG	3PT	FT	REBS	PF	TP	A	TO	Bl	St	Min
01	Sagerer,Sarah	f	8-16	0-1	3-3	1-5-6	4	19	1	5	0	3	38
23	Vincent,Megan	f	0-3	0-0	0-0	2-2-4	5	0	2	1	0	0	24
02	Beach,Mckenna	g	2-8	0-2	1-1	1-4-5	4	5	4	5	0	2	37
11	Walters,Addi	g	7-12	3-5	0-0	0-3-3	3	17	0	2	0	1	35
14	Henry,Jon'Nita	g	4-14	1-8	0-0	2-3-5	2	9	1	3	0	1	30
03	Fizouaty,Bianca		0-2	0-2	0-0	0-0-0	3	0	1	0	1	0	12
21	Davis,Mackenzie		1-1	1-1	0-0	0-1-1	0	3	0	1	0	0	7
35	Lentz,Kendall		1-1	0-0	0-0	0-0-0	2	2	1	1	0	1	17
	TEAM					0-2-2							
	Totals.....		23-57	5-19	4-4	6-20-26	23	55	10	18	1	8	200

TOTAL FG%	1st Half: 15-29 51.7%	2nd Half: 8-28 28.6%	Game: 40.4%
3-Pt. FG%	1st Half: 4-9 44.4%	2nd Half: 1-10 10.0%	Game: 26.3%
F Throw %	1st Half: 4-4 100%	2nd Half: 0-0 0.0%	Game: 100%

Tennessee (7-0)			FG	3PT	FT	REBS	PF	TP	A	TO	Bl	St	Min
00	Davis,Rennia	f	6-11	1-3	11-12	3-6-9	2	24	0	3	0	3	36
15	Green,Cheridene	f	2-2	0-0	0-2	1-4-5	3	4	0	1	0	0	21
02	Westbrook,Evina	g	5-15	1-3	9-9	1-2-3	0	20	4	3	1	2	37
10	Jackson,Meme	g	0-4	0-4	0-0	1-4-5	2	0	3	3	0	1	33
14	Green,Zaay	g	2-9	0-4	4-4	2-3-5	4	8	1	2	0	2	32
04	Collins,Mimi		3-5	0-0	1-3	3-4-7	2	7	0	2	0	1	19
05	Harris,Kamera		0-1	0-0	0-0	0-1-1	0	0	0	1	0	0	2
12	Burrell,Rae		0-0	0-0	0-0	0-0-0	0	0	0	0	0	0	4
13	Massengill,Jazmine		1-2	0-1	0-0	0-1-1	0	2	1	2	0	0	16
	TEAM					1-3-4							
	Totals.....		19-49	2-15	25-30	12-28-40	13	65	9	17	1	9	200

TOTAL FG%	1st Half: 9-22 40.9%	2nd Half: 10-27 37.0%	Game: 38.8%
3-Pt. FG%	1st Half: 1-8 12.5%	2nd Half: 1-7 14.3%	Game: 13.3%
F Throw %	1st Half: 3-6 50.0%	2nd Half: 22-24 91.7%	Game: 83.3%

Officials: Beverly Roberts, Pualani Spurlock, Starr Jefferson
Technical fouls: Stetson-None. Tennessee-None.
Attendance: 6916

Score by Periods	1st	2nd	3rd	4th	Total
Stetson	23	15	6	11	55
Tennessee	15	7	22	21	65

Points in the paint-STET 30,UT 28. Points off turnovers-STET 21,UT 17.
2nd chance points-STET 6,UT 15. Fast break points-STET 4,UT 6.
Bench points-STET 5,UT 9. Score tied-2 times. Lead changed-1 time.
Last FG-STET 4th-00:24, UT 4th-02:45.
Largest lead-STET by 20 3rd-07:29, UT by 10 4th-00:32.
STET led for 26:53. UT led for 10:36. Game was tied for 02:17.

KNOXVILLE, Tenn. -- The sophomore duo of Rennia Davis and Evina Westbrook combined for 44 points to lead No. 9/9 Tennessee to a 65-55 victory over Stetson in Thompson-Boling Arena.

Davis (24 points and nine rebounds) and Westbrook (20 points) combined to hit 20 of 21 free throws in the win, as the Lady Vols finished 25 of 30 for the game from the charity stripe for 83.3 percent. Freshman Zaay Green tallied eight points and five rebounds, while Mimi Collins was strong on the glass with seven points and seven rebounds.

After being held to just 22 points at the half, Tennessee (7-0) rallied with a 22-0 run in the third quarter to outscore the Hatters 43-17 in the second half. Westbrook and Davis led the charge for the Lady Vols with 30 combined points in the final two quarters.

Stetson (1-7) was led by redshirt-senior forward Sarah Sagerer, who logged 19 points and six rebounds. Addi Walters was the only other Hatter with double-digit points (17), as she displayed 3-of-5 accuracy from deep range.

Tennessee got down early, as Stetson rode a 16-8 run on 5-of-6 shooting from the field to start the game. The Hatters hit three shots from beyond-the-arc and tallied eight points off turnovers in the first quarter. Stetson's 62 percent shooting from the field granted them a 23-15 lead through 10 minutes of play. Five Lady Vols players logged points in the quarter but shot just one of six from three-point range. Meanwhile, 20 of the Hatters first-quarter points came from two players, Walters and Sagerer.

Not much changed for Tennessee to begin the second quarter, as it missed its first three shots and Stetson shot out on a 9-0 run. The first points of the quarter for the Lady Vols came on a pair of free throws from Davis after five minutes of play. The Hatters took a 38-22 lead to halftime, as Tennessee registered 13 first half turnovers. Davis and Westbrook led the Lady Vols with 14 combined points at the halfway point.

Behind Westbrook's seven points early on, Tennessee hit its stride to start the second half and cut the Stetson lead to single digits after the Hatters had initially pushed their lead to 20, 42-22, with 7:29 to go in the third. The Lady Vols forced four Hatters turnovers and a four-minute scoring drought to cut the lead to 42-37 halfway through the period. A three-pointer from Davis at the 2:43 mark gave Tennessee the lead and its longest run of the year (22-0). The Lady Vols outscored Stetson 22-6 in the stanza, going into the fourth quarter tied up at 44 points apiece.

The Lady Vols jumped out to a six-point run and held the Hatters to a near three-minute scoring drought to start the fourth quarter. Westbrook and Davis took over, meshing for 10 of Tennessee's first 14 points. Another near three-minute scoring drought for Stetson gave the Lady Vols a 60-53 lead with one minute remaining in the game. Tennessee iced the contest with a pair of free throws from Westbrook to claim a 10-point win.

GAME 8

#9/9 UT at # 12/12 Texas // Dec. 9, 2018

Tennessee (8-0)			FG	3PT	FT	REBS	PF	TP	A	TO	Bl	St	Min
00	Davis,Rennia	f	2-4	1-1	2-4	1-5-6	3	7	0	3	0	1	24
15	Green,Cheridene	f	3-7	0-0	4-4	4-2-6	4	10	0	3	2	0	22
02	Westbrook,Evina	g	8-15	3-4	4-5	0-3-3	4	23	6	3	0	0	40
10	Jackson,Meme	g	10-18	4-9	9-11	1-2-3	3	33	0	1	0	0	40
14	Green,Zaay	g	2-7	1-2	3-4	0-5-5	3	8	2	1	0	0	23
04	Collins,Mimi		1-5	1-2	2-4	1-4-5	2	5	0	1	0	0	16
05	Harris,Kamera		0-1	0-0	0-0	1-0-1	2	0	0	1	1	1	9
12	Burrell,Rae		1-3	0-0	0-0	1-3-4	1	2	0	2	0	0	18
13	Massengill,Jazmine		0-0	0-0	0-0	1-0-1	0	0	0	0	0	0	8
	TEAM					0-1-1							
	Totals.....		27-60	10-18	24-32	10-25-35	22	88	8	15	3	2	200

TOTAL FG%	1st Half: 14-33 42.4%	2nd Half: 13-27 48.1%	Game: 45.0%
3-Pt. FG%	1st Half: 5-11 45.5%	2nd Half: 5-7 71.4%	Game: 55.6%
F Throw %	1st Half: 7-7 100%	2nd Half: 17-25 68.0%	Game: 75.0%

Texas (7-2)			FG	3PT	FT	REBS	PF	TP	A	TO	Bl	St	Min
12	Underwood, Jada	f	2-4	0-0	0-0	2-0-2	5	4	1	2	0	0	19
40	White, Jatarie	c	3-7	0-0	3-3	0-5-5	2	9	2	2	2	0	19
01	Sutton, Sug	g	5-11	0-1	1-2	3-3-6	2	11	5	3	0	0	37
03	Williams, Danni	g	4-12	3-8	3-4	1-7-8	3	14	0	2	0	2	38
31	Warren, Audrey	g	7-12	2-3	5-6	2-3-5	2	21	1	3	1	0	33
04	Littleton, Destiny		4-8	2-5	3-4	0-4-4	4	13	2	1	0	0	24
11	Allen-Taylor, J.		0-0	0-0	0-0	0-0-0	0	0	0	0	0	0	0+
14	Aborowa, Olamide		2-4	0-0	4-5	3-1-4	2	8	0	0	1	0	11
24	Holmes, Joyner		1-5	0-0	0-0	2-1-3	1	2	1	2	0	0	11
35	Collier, Charli		0-3	0-0	0-0	0-0-0	3	0	0	2	0	0	8
	TEAM					2-2-4							
	Totals.....		28-66	7-17	19-24	15-26-41	24	82	12	17	4	2	200

TOTAL FG%	1st Half: 11-34 32.4%	2nd Half: 17-32 53.1%	Game: 42.4%
3-Pt. FG%	1st Half: 3-10 30.0%	2nd Half: 4-7 57.1%	Game: 41.2%
F Throw %	1st Half: 10-11 90.9%	2nd Half: 9-13 69.2%	Game: 79.2%

Officials: Mark Zentz, Lisa Jones, Gina Cross
Technical fouls: Tennessee-None. Texas-None.
Attendance: 4275

Score by Periods	1st	2nd	3rd	4th	Total
Tennessee	14	26	22	26	88
Texas	23	12	22	25	82

Points in the paint-UT 26,UTEX 36. Points off turnovers-UT 17,UTEX 14.
2nd chance points-UT 9,UTEX 14. Fast break points-UT 4,UTEX 2.
Bench points-UT 7,UTEX 23. Score tied-4 times. Lead changed-3 times.
Last FG-UT 4th-00:38, UTEX 4th-00:24.
Largest lead-UT by 9 2nd-00:40, UTEX by 11 1st-01:08.
UT led for 24:32. UTEX led for 12:58. Game was tied for 02:30.

AUSTIN, Texas -- Senior Meme Jackson logged a career-high 33 points to lift the No. 9/9 Lady Vols to an 88-82 victory over No. 12/12 Texas in the Frank Erwin Center.

Sophomore Evina Westbrook posted 23 points for her third straight 20+ point performance. Cheridene Green was also in double figures for Tennessee (8-0), adding 10 points and six rebounds.

Texas (7-2) was led in scoring by Audrey Warren with 21 points. Danni Williams, Destiny Littleton and Sug Sutton were also in double digits for the Longhorns with 14, 13 and 11, respectively.

Texas led by as many as 11 points in the first quarter, fueled by a 47.1 field goal percentage and 12 first-quarter points from Warren, but Jackson hit two foul shots at the end of the period to cut the deficit to nine at 23-14.

Jackson carried that momentum into the second quarter, converting an and-one on Tennessee's first possession to cut Texas' lead to six. The teams traded buckets until Tennessee mounted a 10-0 run to take the lead at 29-27 with 4:56 to play in the half. Jackson hit back-to-back treys to close out the quarter, giving Tennessee a 40-35 lead at the break. After allowing Texas to shoot eight of 17 from the floor in the first quarter, the Lady Vols held the Longhorns without a field goal for more than eight minutes in the second period.

The Longhorns came out firing in the second half with Williams connecting on a long-range three on their first possession. With just under five minutes to play in the quarter Texas tied it up at 52-all on a Sutton layup, but Tennessee answered with a 7-0 run to move ahead 59-52 at the 2:44 mark. The Lady Vols maintained a lead through the rest of the period, entering the final stanza up 62-57.

Texas pulled within two at 65-63 with 7:06 left in the game, but a three-point play by Westbrook and a quick trey from Mimi Collins extended the Lady Vols' lead to 71-65 less than a minute later. The Longhorns rallied again, pulling within one with just over three minutes to play, but the Lady Vols hit nine free throws in the closing minutes to secure an 88-82 victory.

GAME 9

#9/8 UT vs. #8/9 Stanford // Dec. 18, 2018

Stanford (8-1)			FG	3PT	FT	REBS	PF	TP	A	TO	Bl	St	Min
04	Fingall, Nadia	f	1-4	0-0	1-2	2-4-6	0	3	1	2	0	0	18
11	Smith, Alanna	f	5-6	3-4	3-4	1-2-3	5	16	3	2	1	0	21
24	Hull, Lacie	f	5-8	4-5	0-0	1-2-3	3	14	1	0	1	0	32
21	Carrington, DiJonai	g	11-15	4-5	7-9	0-13-13	1	33	2	5	0	1	38
23	Williams, Kiana	g	5-13	3-7	3-4	0-5-5	3	16	7	6	0	2	38
02	Coffee, Shannon		0-2	0-2	0-0	0-2-2	0	0	1	1	0	0	8
10	Jerome, Alyssa		0-1	0-0	0-0	1-1-2	0	0	0	2	0	0	4
15	Dodson, Maya		5-7	0-0	0-0	4-5-9	3	10	2	1	1	0	32
54	Brown, Jenna		1-4	0-1	1-2	0-1-1	0	3	2	0	0	0	9
	TEAM					0-1-1				1			
	Totals.....		33-60	14-24	15-21	9-36-45	15	95	19	20	3	3	200

TOTAL FG%	1st Half: 17-32 53.1%	2nd Half: 16-28 57.1%	Game: 55.0%
3-Pt. FG%	1st Half: 9-15 60.0%	2nd Half: 5-9 55.6%	Game: 58.3%
F Throw %	1st Half: 4-5 80.0%	2nd Half: 11-16 68.8%	Game: 71.4%

Tennessee (8-1)			FG	3PT	FT	REBS	PF	TP	A	TO	Bl	St	Min
00	Davis,Rennia	f	5-15	2-5	2-2	1-9-10	2	14	1	1	0	2	35
15	Green,Cheridene	f	3-6	0-0	0-0	2-1-3	3	6	0	0	0	0	20
02	Westbrook,Evina	g	10-21	2-5	7-9	1-3-4	3	29	10	4	0	2	40
10	Jackson,Meme	g	4-14	3-13	6-10	2-2-4	3	17	1	1	0	1	35
14	Green,Zaay	g	6-16	2-5	0-0	1-1-2	5	14	1	0	0	1	30
04	Collins,Mimi		2-3	0-0	1-2	2-0-2	4	5	0	0	0	0	15
05	Harris,Kamera		0-0	0-0	0-0	0-1-1	1	0	0	2	0	0	2
11	Kushkituah,K.		0-0	0-0	0-0	0-0-0	0	0	0	0	0	0	8
12	Burrell,Rae		0-0	0-0	0-0	0-0-0	0	0	0	0	0	1	3
13	Massengill,Jazmine		0-0	0-0	0-0	3-2-5	0	0	1	0	0	1	12
	TEAM												
	Totals.....		30-75	9-28	16-23	12-19-31	21	85	14	8	0	8	200

TOTAL FG%	1st Half: 13-37 35.1%	2nd Half: 17-38 44.7%	Game: 40.0%
3-Pt. FG%	1st Half: 4-12 33.3%	2nd Half: 5-16 31.3%	Game: 32.1%
F Throw %	1st Half: 7-9 77.8%	2nd Half: 9-14 64.3%	Game: 69.6%

Officials: Mark Zentz, Felicia Grinter, Cameron Inouye
Technical fouls: Stanford-None. Tennessee-None.
Attendance: 8051

Score by Periods	1st	2nd	3rd	4th	Total
Stanford	22	25	20	28	95
Tennessee	17	20	25	23	85

Points in the paint-STAN 38,UT 42. Points off turnovers-STAN 9,UT 17.
2nd chance points-STAN 4,UT 11. Fast break points-STAN 11,UT 11.
Bench points-STAN 13,UT 5. Score tied-2 times. Lead changed-2 times.
Last FG-STAN 4th-01:40, UT 4th-01:27.
Largest lead-STAN by 15 2nd-01:44, UT by 2 3rd-04:22.
STAN led for 37:18. UT led for 00:38. Game was tied for 01:39.

KNOXVILLE, Tenn. -- Sophomore guard Evina Westbrook tallied a career-high-tying 29 points and dished out 10 assists, as No. 9/8 ranked Tennessee fell 95-85 to No. 8/9 Stanford in Thompson-Boling Arena.

Sophomore forward Rennia Davis joined Westbrook in notching a double-double (14 points and 10 rebounds), carding her second of the season and 11th of her career. Senior guard/forward Meme Jackson (17) and freshman guard Zaay Green (14) were the other Tennessee players with double-digit points in the contest. Westbrook became the first Lady Vol since Candace Parker in 2007-08 to register four-straight 20-point games.

Stanford (8-1) was led by a 33-point and 13-rebound performance by DiJonai Carrington, as the Cardinal hit 58 percent of their three-point shots (14 of 24). Four other Stanford players scored in double figures, including Alanna Smith and Kiana Williams with 16 each, fueled by 3-of-4 shooting from three-point range. Lacie Hull tossed in 14, hitting four of five treys, while Maya Dodson chipped in 10.

A 3-for-5 start from deep range propelled Stanford to a 13-5 lead in the first five minutes of the game. Tennessee connected on just three of 10 shots to start, with its first 10 points coming from Davis and Cheridene Green. Despite the shaky start, a Jackson 3-pointer and a layup from Westbrook cut the Cardinal lead to 22-17 through ten minutes of play. Green led the Lady Vols with six first-quarter points and three rebounds.

Jackson kicked the second quarter off for Tennessee with a 3-pointer, cutting the Lady Vol deficit to just two points. Stanford, however, answered by hitting its first three shots of the second quarter, including two 3-pointers. Williams notched nine points from beyond the arc, as the Cardinal shot 9-for-15 from deep in the first half. Tennessee cut the Stanford lead to 47-37 prior to the break, with Westbrook leading the Lady Vols with 15 points over the first 20 minutes.

Tennessee fought back within three points of the lead after forcing four turnovers and shooting 5-for-7 from the floor in the first three minutes of the second half. The Lady Vols tallied a 19-8 start behind seven points from Westbrook and took their first lead of the game at the 5:21 mark in the third quarter. The Cardinal responded with a 9-0 run to end the quarter, as Stanford held a 67-62 lead going into the final frame.

Zaay Green scored five quick points for Tennessee to begin the final stanza, but the Cardinal answered back with a 6-0 run. The Lady Vols faced an eight-point deficit with a little over three minutes remaining in the game. A Stanford 3-pointer extended the Cardinal lead to 89-77 with two minutes remaining, and a pair of free throws from Williams iced the 95-85 victory for the Cardinal.

GAME 10

#9/8 UT vs. ETSU // Dec. 21, 2018

ETSU (2-13)			FG	3PT	FT	REBS	PF	TP	A	TO	Bl	St	Min
30	Tipps,Sadasia	f	2-2	0-0	1-4	2-1-3	2	5	0	1	2	0	19
33	Spears,Lexus	f	4-6	0-0	0-1	0-2-2	2	8	1	1	0	0	16
04	Lytton,Carley	g	4-11	3-9	0-0	0-2-2	1	11	1	4	0	0	23
14	Upton,Kaia	g	0-4	0-1	1-2	0-2-2	1	1	2	2	0	4	34
20	Haynes-Overton,E.	g	3-10	1-1	4-4	0-0-0	3	11	3	0	0	3	20
02	Scheetz,Micah		4-14	1-5	6-9	1-3-4	1	15	2	2	0	0	27
05	Dean,Raven		2-10	0-2	2-6	1-2-3	3	6	3	3	0	3	22
11	Murphy,Taisha		1-2	0-1	0-0	1-0-1	0	2	0	0	0	0	4
13	Jackson,Shynia		0-2	0-1	0-0	1-1-2	1	0	0	0	0	0	6
21	Adams,Amaya		0-1	0-0	0-0	1-0-1	0	0	0	1	0	0	3
23	Snowden,Britney		1-5	0-0	0-1	5-2-7	3	2	0	1	0	0	20
44	Stafford,E'Lease		0-0	0-0	0-0	0-0-0	0	0	1	0	0	0	6
	TEAM					5-1-6							
	Totals.....		21-67	5-20	14-27	17-16-33	17	61	13	15	2	10	200

TOTAL FG%	1st Half: 10-33 30.3%	2nd Half: 11-34 32.4%	Game: 31.3%
3-Pt. FG%	1st Half: 2-10 20.0%	2nd Half: 3-10 30.0%	Game: 25.0%
F Throw %	1st Half: 6-12 50.0%	2nd Half: 8-15 53.3%	Game: 51.9%

Tennessee (9-1)			FG	3PT	FT	REBS	PF	TP	A	TO	Bl	St	Min
00	Davis,Rennia	f	3-8	1-2	4-4	2-5-7	3	11	0	2	0	0	27
15	Green,Cheridene	f	5-6	0-0	2-2	2-1-3	2	12	0	1	0	0	15
02	Westbrook,Evina	g	0-5	0-2	2-2	0-2-2	3	2	9	3	0	1	20
10	Jackson,Meme	g	8-14	7-12	0-0	0-3-3	2	23	4	4	0	1	28
14	Green,Zaay	g	4-8	1-3	0-0	1-3-4	3	9	2	2	1	1	24
04	Collins,Mimi		3-4	0-0	5-6	3-3-6	1	11	2	4	0	0	20
05	Harris,Kamera		0-0	0-0	1-2	0-0-0	2	1	0	0	0	1	9
11	Kushkituah,K.		0-0	0-0	2-4	0-1-1	4	2	0	0	3	0	6
12	Burrell,Rae		2-9	0-3	1-2	2-4-6	1	5	0	2	1	0	21
13	Massengill,Jazmine		2-6	0-1	0-0	2-7-9	2	4	3	2	5	2	30
	TEAM					5-4-9				1			
	Totals.....		27-60	9-23	17-22	17-33-50	23	80	20	21	10	6	200

TOTAL FG%	1st Half: 13-33 39.4%	2nd Half: 14-27 51.9%	Game: 45.0%
3-Pt. FG%	1st Half: 3-13 23.1%	2nd Half: 6-10 60.0%	Game: 39.1%
F Throw %	1st Half: 9-10 90.0%	2nd Half: 8-12 66.7%	Game: 77.3%

Officials: Michael McConnell, Angel Stanton, Katie Lukanich
Technical fouls: ETSU-None. Tennessee-None.
Attendance: 8025

Score by Periods	1st	2nd	3rd	4th	Total
ETSU	14	14	16	17	61
Tennessee	22	16	24	18	80

Points in the paint-ETSU 26,UT 28. Points off turnovers-ETSU 12,UT 15.
2nd chance points-ETSU 6,UT 11. Fast break points-ETSU 0,UT 13.
Bench points-ETSU 25,UT 23. Score tied-0 times. Lead changed-0 times.
Last FG-ETSU 4th-00:21, UT 4th-04:59.
Largest lead-ETSU None, UT by 23 4th-04:59.
ETSU led for 00:00. UT led for 39:25. Game was tied for 00:14.

KNOXVILLE, Tenn. -- Senior wing Meme Jackson fired in 23 points to help No. 9/8 Tennessee head into the holiday break at 9-1 with an 80-61 win over ETSU in Thompson-Boling Arena.

Senior Cheridene Green (12 points), sophomore Rennia Davis (11 points and seven rebounds) and freshman Mimi Collins (11 points and six rebounds) joined Jackson as double-digit scorers for the Lady Vols, who bounced back from a loss to No. 8/9 Stanford on Tuesday night.

Jackson notched 21 of her 23 points from beyond the arc on 7-of-12 shooting from deep, tying for the fourth-most treys made by a Lady Vol in a single game. Collins, meanwhile, tallied 10 or more points for the first time in her career at Tennessee.

Freshman Jazmine Massengill led the Lady Vols defensively with nine rebounds, five blocks and a pair of steals. Tennessee held the Buccaneers to 31-percent shooting on the night and won the rebounding battle by a 50-33 margin.

The Lady Vols kicked off the first quarter on an 11-3 run, where they held ETSU to just 1-of-8 shooting from the field. Tennessee tallied five second-chance points in the run and six points in the paint. The Buccaneers cut the Lady Vol lead down to just four points after hitting a 3-pointer at the 3:08 mark. The Lady Vols were outscored 14-13 for the remainder of the quarter, giving the home team a 22-14 advantage going into the second quarter. Davis led Tennessee with nine points and four rebounds in the first quarter.

After allowing six quick points from ETSU to start the second stanza, the Lady Vols held the Buccaneers to 0-of-5 shooting and a three-minute scoring drought. Tennessee shot just 38 percent from the floor, however, leaving the door open for a comeback by ETSU. The Lady Vols went into the half with a 38-28 lead, with half of their points coming from the duo of Davis and Cheridene Green. Tennessee held the Buccaneers to just 30 percent shooting and a 2-of-10 clip from beyond the arc in the first half.

ETSU shot out to a 6-3 run in the third quarter, but a pair of 3-pointers from Jackson put the Lady Vols back on track. Jackson's third 3-pointer of the quarter gave Tennessee a 53-40 lead with three minutes remaining in the quarter. The Lady Vols went on to hold the Buccaneers to 1-of-11 shooting and a three-minute scoring drought. Tennessee rounded out the third quarter on a 14-2 run, giving the Lady Vols a 62-44 lead going into the final frame. Jackson propelled Tennessee with a total of 14 points on 4-of-5 shooting from deep range.

The Lady Vols took their largest lead of the game (23 points) with a layup from Massengill at the halfway point of the final quarter. ETSU had a three-minute interval without a field goal made in the fourth quarter, and the Lady Vols finished out the final five minutes of regulation without a field goal as well. Tennessee wrapped up the 80-61 victory behind a pair of 3-pointers and 45 percent shooting from the floor in the fourth quarter.

GAME 11

#10/10 UT vs. Murray State // Dec. 28, 2018

Murray St. (4-7)			FG	3PT	FT	REBS	PF	TP	A	TO	Bl	St	Min
14	Adebayo, Evelyn	f	10-19	1-3	7-7	1-4-5	2	28	1	2	0	3	37
31	Crane, Brianna	f	4-4	0-0	4-4	3-5-8	0	12	1	3	0	0	22
00	Griffith-Wallace, J.	g	5-14	3-9	1-2	0-0-0	1	14	1	4	0	0	35
04	Mayes, Lex	g	3-11	1-8	4-5	0-0-0	3	11	3	5	0	1	33
05	Turley, Macey	g	2-7	0-4	4-5	1-4-5	3	8	4	5	0	1	31
01	Blackburn, Raegan		0-0	0-0	0-0	0-0-0	0	0	0	0	0	0	2
02	Hill, Sadie		0-0	0-0	0-0	0-0-0	0	0	0	0	1	0	2
11	Barrett, Paige		0-0	0-0	0-0	0-0-0	1	0	0	0	0	0	2
20	Mack, Cekeya		1-3	0-0	0-0	0-2-2	3	2	0	0	0	1	15
32	Burpo, Alexis		1-4	0-2	0-0	1-1-2	0	2	2	2	0	1	17
33	Manley, Michaela		0-0	0-0	0-0	0-0-0	0	0	0	0	0	0	4
	TEAM					0-2-2							
	Totals.....		26-62	5-26	20-23	6-18-24	13	77	12	21	1	7	200

TOTAL FG%	1st Half: 10-29 34.5%	2nd Half: 16-33 48.5%	Game: 41.9%
3-Pt. FG%	1st Half: 2-11 18.2%	2nd Half: 3-15 20.0%	Game: 19.2%
F Throw %	1st Half: 7-8 87.5%	2nd Half: 13-15 86.7%	Game: 87.0%

Tennessee (10-1)			FG	3PT	FT	REBS	PF	TP	A	TO	Bl	St	Min
00	Davis,Rennia	f	9-16	1-2	1-1	7-6-13	1	20	0	1	1	0	27
15	Green,Cheridene	f	4-5	0-0	2-2	5-3-8	3	10	1	5	0	3	19
02	Westbrook,Evina	g	4-12	1-5	1-4	1-2-3	2	10	1	5	0	2	24
10	Jackson,Meme	g	4-11	1-6	2-3	1-2-3	1	11	5	4	0	4	25
14	Green,Zaay	g	4-11	1-5	0-0	0-3-3	1	9	2	2	0	1	20
04	Collins,Mimi		5-9	0-1	1-2	3-2-5	0	11	0	2	1	3	16
05	Harris,Kamera		0-2	0-0	1-2	2-2-4	1	1	1	0	0	0	13
11	Kushkituah,Kasiyahna		2-2	0-0	1-2	1-2-3	3	5	1	0	1	0	18
12	Burrell,Rae		5-7	1-1	0-0	2-4-6	4	11	2	2	0	1	17
13	Massengill,Jazmine		4-6	2-2	0-0	0-4-4	0	10	8	2	1	2	21
	TEAM					3-1-4							
	Totals.....		41-81	7-22	9-16	25-31-56	16	98	21	23	4	16	200

TOTAL FG%	1st Half: 20-45 44.4%	2nd Half: 21-36 58.3%	Game: 50.6%
3-Pt. FG%	1st Half: 4-13 30.8%	2nd Half: 3-9 33.3%	Game: 31.8%
F Throw %	1st Half: 2-7 28.6%	2nd Half: 7-9 77.8%	Game: 56.3%

Officials: Joe Vaszily, Pualani Spurlock, Tiara Cruse
Technical fouls: Murray St.-None. Tennessee-None.
Attendance: 8518

Score by Periods	1st	2nd	3rd	4th	Total
Murray St.	14	15	24	24	77
Tennessee	20	26	35	17	98

Points in the paint-MUR 32,UT 58. Points off turnovers-MUR 19,UT 24.
2nd chance points-MUR 7,UT 22. Fast break points-MUR 12,UT 18.
Bench points-MUR 4,UT 38. Score tied-3 times. Lead changed-3 times.
Last FG-MUR 4th-01:24, UT 4th-00:59.
Largest lead-MUR by 2 1st-09:38, UT by 31 3rd-01:01.
MUR led for 03:12. UT led for 35:29. Game was tied for 01:19.

KNOXVILLE, Tenn. -- Seven Lady Vols scored in double digits, fueling No. 10/10 Tennessee to a 98-77 victory over Murray State in Thompson-Boling Arena.

With a season-high crowd of 8,518 looking on, the Lady Vols (10-1) were led in scoring by Rennia Davis who posted her third double-double of the season with 20 points and 13 rebounds. Other UT players in double figures were Rae Burrell, Mimi Collins, and Meme Jackson with 11 points each, and Evina Westbrook, Jazmine Massengill and Cheridene Green with 10 apiece.

Tennessee out-rebounded the Racers (4-7), 56-24, including a 25-6 advantage on the offensive glass. The 56 rebounds were the second most recorded by the Lady Vols this season behind the 59 registered vs. Florida A&M.

Murray State was led in scoring by Evelyn Adebayo who had 28 on 10-of-19 shooting from the field and 7-of-7 marksmanship from the free throw line. Janika Griffith-Wallace, Brianna Crane, and Lex Mayes were also in double figures for the Racers with 14, 12 and 11, respectively.

The teams traded buckets in the game's opening minutes, but with just over two minutes left in the first quarter Burrell hit back-to-back baskets to extend Tennessee's lead to five points at 15-10. The Lady Vols went on to convert two steals into four points to take a 20-14 lead into the second stanza. UT dominated the glass in the first quarter, out-rebounding Murray State 20-6.

The Lady Vols started the second quarter with all four freshmen on the floor and went straight to work with Zaay Green and Massengill each scoring five points apiece by the 7:33 mark, extending UT's lead to 30-18. The Lady Vols played tough defense, snagging eight steals in the second quarter and pulling down 14 boards before taking a 46-29 lead into the break.

Cheridene Green got things rolling for Tennessee in the second half, scoring on UT's first two possessions. With 7:57 to play in the quarter, the Lady Vols began an 8-0 run to push the lead to 60-33 by the 6:56 mark. Tennessee had nine players score in the period en route to 35 total points, tying for the fourth most points scored in any quarter by the Lady Vols. At the end of the third, UT led the Racers 81-53.

Davis went on to score nine of Tennessee's 17 fourth-quarter points, as the Lady Vols cruised to a 98-77 win.

GAME 12

#10/10 UT vs. Belmont // Dec. 30, 2018

Belmont (7-4)			FG	3PT	FT	REBS	PF	TP	A	TO	Bl	St	Min
30	Harmeyer,Ellie	f	7-14	0-1	6-6	5-5-10	3	20	0	0	0	1	37
55	Wright,Maddie	f	5-9	0-1	0-0	2-4-6	1	10	3	1	1	0	29
24	Roy,Jenny	g	4-10	0-0	0-1	3-6-9	4	8	6	3	0	2	36
31	Muensterman,M.	g	5-9	2-6	0-0	0-3-3	1	12	4	1	0	1	25
33	Maggard,Darby	g	6-19	2-11	0-0	0-1-1	3	14	6	2	0	2	38
14	Kinney,Jamilyn		1-1	0-0	0-0	0-1-1	0	2	0	1	0	0	2
20	Chinn,Conley		0-2	0-0	0-0	0-0-0	2	0	0	0	0	0	2
22	Cook,Maddie		2-3	0-0	0-0	0-0-0	0	4	0	0	0	0	6
4	Culbertson,Macie		3-6	0-1	0-0	1-6-7	1	6	1	3	0	0	25
	Team					0-2-2							
	Totals.....		33-73	4-20	6-7	11-28-39	15	76	20	11	1	6	200

TOTAL FG%	1st Half: 16-33 48.5%	2nd Half: 17-40 42.5%	Game: 45.2%
3-Pt. FG%	1st Half: 3-7 42.9%	2nd Half: 1-13 7.7%	Game: 20.0%
F Throw %	1st Half: 0-1 0.0%	2nd Half: 6-6 100%	Game: 85.7%

Tennessee (11-1)			FG	3PT	FT	REBS	PF	TP	A	TO	Bl	St	Min
00	Davis,Rennia	f	7-16	3-6	2-2	2-4-6	3	19	0	1	0	1	31
15	Green,Cheridene	f	2-4	0-0	0-0	0-1-1	2	4	2	1	1	0	19
02	Westbrook,Evina	g	6-12	0-1	8-11	0-6-6	3	20	7	5	0	1	26
10	Jackson,Meme	g	3-8	2-5	2-2	0-3-3	0	10	1	2	0	0	33
14	Green,Zaay	g	3-13	2-6	2-2	2-4-6	4	10	5	1	0	2	33
04	Collins,Mimi		2-2	0-0	0-0	1-0-1	1	4	0	0	0	0	9
11	Kushkituah,K.		2-4	0-0	0-0	1-0-1	2	4	0	0	0	0	8
12	Burrell,Rae		2-4	1-1	1-2	1-3-4	0	6	1	0	0	0	17
13	Massengill,Jazmine		3-5	1-2	0-0	1-4-5	1	7	3	0	0	0	24
	TEAM					3-5-8							
	Totals.....		30-68	9-21	15-19	11-30-41	16	84	19	10	1	4	200

TOTAL FG%	1st Half: 19-36 52.8%	2nd Half: 11-32 34.4%	Game: 44.1%
3-Pt. FG%	1st Half: 9-13 69.2%	2nd Half: 0-8 0.0%	Game: 42.9%
F Throw %	1st Half: 4-5 80.0%	2nd Half: 11-14 78.6%	Game: 78.9%

Officials: Michael McConnell, Maj Forsberg, D'Lynn Schertz
Technical fouls: Belmont-None. Tennessee-None.
Attendance: 8546

Score by Periods	1st	2nd	3rd	4th	Total
Belmont	20	15	23	18	76
Tennessee	26	25	8	25	84

Points in the paint-BEL 50,UT 34. Points off turnovers-BEL 11,UT 8.
2nd chance points-BEL 11,UT 6. Fast break points-BEL 13,UT 8.
Bench points-BEL 12,UT 21. Score tied-0 times. Lead changed-5 times.
Last FG-BEL 4th-00:04, UT 4th-02:32.
Largest lead-BEL by 5 1st-08:28, UT by 18 2nd-03:30.
BEL led for 03:38. UT led for 35:34. Game was tied for 00:48.

KNOXVILLE, Tenn. -- No. 10/10 Tennessee led by as many as 18 points before holding off a late rally to secure an 84-76 victory over Belmont in front of a season-best crowd of 8,546 in Thompson-Boling Arena.

The Bruins (7-4) rallied from a 16-point halftime deficit to take their first lead since the opening minutes of the game with a 22-6 run in the second half. The Lady Vols (11-1), however, closed out the game on a 19-10 run to earn the victory.

Evina Westbrook led the way for Tennessee with 20 points, seven assists and six rebounds. The sophomore guard had 11 points in the fourth quarter alone to resurrect the Lady Vols' offense after they managed only eight third-quarter points. It marked the sixth time in her career that Westbrook eclipsed the 20-point mark in a game, with all six occasions coming this season.

Sophomore forward Rennia Davis posted another strong performance, finishing with 19 points and six boards. Senior Meme Jackson and freshman Zaay Green both chipped in 10 points each to round out the double-digit scorers for the Lady Vols. Westbrook and freshman guard Jazmine Massengill dished out seven and five assists, respectively, as the Lady Vols ended up with 19 overall.

The Bruins (7-4) were led by a double-double from Ellie Harmeyer, who had 20 points and 10 rebounds. She had 16 points in the second half to give Belmont a chance.

The Lady Vols came out with the hot hand from deep in the first quarter, knocking down six 3-pointers to take a 26-20 lead. Davis was 3-of-3 from beyond the arc in the period and led all scorers with nine points. Belmont took a 10-6 lead early on, but Tennessee responded with an 11-0 run.

In the second period, UT used its size advantage to build a 16-point lead going into halftime, as six of the Lady Vols' 10 baskets in the quarter came in the paint. Tennessee sustained its success from the arc as well, knocking down nine 3-pointers before intermission, which was one short of the season high for threes in a game.

UT shot a 53-percent clip (19-of-36) from the field in the first half to take a 51-35 lead into the break over the Bruins.

The Bruins wouldn't go away easily, though, outscoring the Lady Vols 23-8 in the third quarter to pull within one heading into the final period. Belmont ended the frame on a 16-2 run to make it a 59-58 game in favor of UT.

Belmont grabbed the lead, 64-63, with 6:12 remaining and again at 66-65, with 5:27 to go, causing some concern from the partisan crowd. The Lady Vols, however, used 8-of-13 accuracy from the field and 9-of-12 shooting from the free throw line in the fourth quarter, while holding Belmont to 8-of-22 on field goals, to turn back the Bruins' upset bid.

GAME 13

#10/10 UT at Auburn // Jan. 3, 2019

Tennessee (12-1, 1-0)			FG	3PT	FT	REBS	PF	TP	A	TO	Bl	St	Min
10	Jackson,Meme	f	8-13	5-8	6-6	1-2-3	2	27	1	5	0	0	39
15	Green,Cheridene	f	4-7	0-0	0-0	1-3-4	4	8	1	2	0	3	25
00	Davis,Rennia	g	8-11	1-1	6-7	3-11-14	2	23	3	6	1	2	37
02	Westbrook,Evina	g	2-7	1-3	2-3	0-2-2	1	7	6	2	0	1	33
14	Green,Zaay	g	4-7	0-2	2-2	3-5-8	3	10	7	3	2	1	26
04	Collins,Mimi		0-0	0-0	0-0	0-0-0	2	0	0	0	0	0	3
11	Kushkituah,K.		0-0	0-0	0-3	1-2-3	2	0	0	2	1	1	15
12	Burrell,Rae		0-0	0-0	0-0	0-0-0	0	0	0	1	0	0	2
13	Massengill,Jazmine		1-5	0-1	1-2	1-1-2	2	3	0	2	0	1	20
	TEAM					1-6-7							
	Totals.....		27-50	7-15	17-23	11-32-43	18	78	18	23	4	9	200

TOTAL FG%	1st Half: 12-25 48.0%	2nd Half: 15-25 60.0%	Game: 54.0%
3-Pt. FG%	1st Half: 4-9 44.4%	2nd Half: 3-6 50.0%	Game: 46.7%
F Throw %	1st Half: 7-9 77.8%	2nd Half: 10-14 71.4%	Game: 73.9%

Auburn (12-2, 0-1)			FG	3PT	FT	REBS	PF	TP	A	TO	Bl	St	Min
20	Thompson,Unique	f	8-15	0-0	3-4	7-5-12	2	19	2	1	1	2	36
24	Howard,Erin	f	4-8	3-7	0-0	3-1-4	3	11	0	0	0	1	33
00	Alexander,Daisa	g	4-17	2-8	3-4	0-2-2	4	13	3	3	0	3	33
23	Primm,Crystal	g	6-10	0-0	4-6	3-2-5	4	16	2	2	0	1	31
33	McKay,Janiah	g	2-11	1-3	5-6	1-0-1	2	10	2	3	0	2	30
01	Benton,Robyn		0-3	0-1	0-0	0-0-0	0	0	0	1	0	0	8
02	Moore,Brooke		0-4	0-3	0-0	0-1-1	0	0	0	0	0	0	11
03	Sanders,Erica		0-1	0-0	0-0	1-1-2	3	0	1	0	0	0	14
04	Jackson,Abigayle		0-1	0-0	0-0	0-1-1	0	0	0	1	1	0	4
	TEAM					1-0-1							
	Totals.....		24-70	6-22	15-20	16-13-29	18	69	10	11	2	9	200

TOTAL FG%	1st Half: 12-36 33.3%	2nd Half: 12-34 35.3%	Game: 34.3%
3-Pt. FG%	1st Half: 2-8 25.0%	2nd Half: 4-14 28.6%	Game: 27.3%
F Throw %	1st Half: 9-12 75.0%	2nd Half: 6-8 75.0%	Game: 75.0%

Officials: Scott Yarbrough, Angelica Suffren, Julie Krommenhoek
Technical fouls: Tennessee-None. Auburn-None.
Attendance: 2204

Score by Periods	1st	2nd	3rd	4th	Total
Tennessee	17	18	23	20	78
Auburn	18	17	15	19	69

Points in the paint-UT 32,AU 34. Points off turnovers-UT 13,AU 20.
2nd chance points-UT 14,AU 19. Fast break points-UT 12,AU 2.
Bench points-UT 3,AU 0. Score tied-8 times. Lead changed-9 times.
Last FG-UT 4th-02:33, AU 4th-01:01.
Largest lead-UT by 9 4th-00:09, AU by 3 1st-09:14.
UT led for 27:36. AU led for 06:23. Game was tied for 06:01.

AUBURN, Ala. – The No. 10/10 Lady Vols (12-1, 1-0 SEC) shot a season-high 54.0 percent from the floor to claim their first SEC win of the season at Auburn (12-2, 0-1 SEC), 78-69.

Senior Meme Jackson went five of eight from behind the arc and a perfect 6-of-6 from the line to lead Tennessee in scoring with 27 points. Sophomore Rennia Davis managed her fourth double-double of the season with 21 points and a career-high tying 14 rebounds. Zaay Green also found her way into double digits with 10 points while setting career highs in both rebounds and assists with eight and seven, respectively.

The Tigers were led by Unique Thompson who posted a double-double with 19 points and 12 rebounds. Crystal Primm was their second highest scorer with 16 points, while Daisa Alexander added 13.

Auburn started the game strong, scoring three points and forcing a turnover in the opening minute of the game, but Jackson answered, knocking down her first 3-pointer of the contest at the 8:52 mark. While Jackson scored from the perimeter, Rennia Davis found success inside, racking up seven points by the 4:28 mark to put Tennessee ahead 16-12. Auburn answered by closing out the quarter with a 6-1 run, taking an 18-17 lead into the second period.

The Tigers went up by three on their first possession of the second stanza, but Jackson responded again with a trey to tie it at 20 before Evina Westbrook also got in on the action, hitting a three herself to put UT up 23-20 with 8:15 to play in the half. The Lady Vols went on to lead 27-22 before Auburn rallied back with an 8-0 run, taking a 30-27 lead with 2:23 to play in the half. Jackson again answered, nailing her third trey of the game to knot it up at 30-all on the next possession. Both teams added five points to their tally by the end of the period, making it 35-35 at the half.

Tennessee took its first lead of the second half via a Davis 3-pointer just under two minutes into the third period. The teams traded buckets through the media timeout, after which UT launched an 11-4 run to go ahead 56-48 with two minutes remaining in the stanza. The Lady Vols maintained their eight-point advantage, taking a 58-50 lead into the final quarter.

The Tigers opened the fourth with two straight threes by Erin Howard, cutting UT's lead to 58-56 with 8:53 left in the game. Davis countered with an old-fashioned three-point play off a Zaay Green assist. Auburn rallied with a 6-0 run to take a one-point lead with 5:41 to play before UT hit back-to-back buckets to go up 65-62. The Tigers would reclaim a one-point lead off a Thompson layup at the 4:16 mark, but the Lady Vols replied with a 6-0 run and hit seven of eight free throws in the final two minutes to walk away with a huge 78-69 victory.

GAME 14

#10/10 UT vs. Missouri // Jan. 6, 2019

Missouri (13-3, 2-0)			FG	3PT	FT	REBS	PF	TP	A	TO	Bl	St	Min
13	Schuchts, Hannah	f	0-4	0-2	0-0	1-2-3	0	0	0	2	0	0	13
03	Cunningham, S.	g	6-12	3-5	5-6	0-6-6	3	20	6	6	1	1	34
05	Aldridge, Lauren	g	4-6	3-3	1-2	0-5-5	3	12	3	2	1	0	33
22	Roundtree, Jordan	g	0-1	0-1	2-2	0-1-1	0	2	2	0	0	0	13
23	Smith, Amber	g	3-8	0-3	1-2	1-7-8	4	7	1	5	0	2	25
02	Levy, Akira		1-3	0-1	0-0	1-0-1	3	2	1	1	0	2	12
11	Troup, Haley		5-7	4-6	2-2	0-1-1	0	16	1	0	0	0	29
21	Porter, Cierra		1-4	0-0	1-2	1-4-5	3	3	0	1	1	1	13
24	Chavis, Jordan		0-0	0-0	0-0	0-0-0	0	0	0	0	0	0	5
34	Tahane, E.		1-2	0-0	0-0	0-0-0	1	2	0	0	0	1	14
43	Berg, Grace		1-2	0-1	0-0	0-0-0	0	2	0	1	0	1	9
	TEAM					2-2-4				1			
	Totals.....		22-49	10-22	12-16	6-28-34	17	66	14	19	3	8	200

TOTAL FG%	1st Half: 9-26 34.6%	2nd Half: 13-23 56.5%	Game: 44.9%
3-Pt. FG%	1st Half: 4-13 30.8%	2nd Half: 6-9 66.7%	Game: 45.5%
F Throw %	1st Half: 2-4 50.0%	2nd Half: 10-12 83.3%	Game: 75.0%

Tennessee (12-2, 1-1)			FG	3PT	FT	REBS	PF	TP	A	TO	Bl	St	Min
00	Davis,Rennia	f	6-12	2-3	2-2	2-7-9	3	16	0	2	0	3	39
15	Green,Cheridene	f	4-6	0-0	5-8	7-7-14	4	13	2	3	0	1	30
02	Westbrook,Evina	g	5-19	0-1	6-10	2-1-3	4	16	3	1	0	4	31
10	Jackson,Meme	g	0-9	0-3	2-2	0-1-1	3	2	1	1	0	2	31
14	Green,Zaay	g	4-9	2-5	1-1	1-3-4	3	11	1	3	0	0	35
04	Collins,Mimi		0-0	0-0	0-0	0-0-0	2	0	0	1	0	0	5
11	Kushkituah,K.		0-0	0-0	0-0	0-2-2	0	0	0	2	0	0	3
12	Burrell,Rae		0-0	0-0	0-0	0-0-0	0	0	0	0	0	0	5
13	Massengill,Jazmine		3-8	0-1	0-1	2-2-4	0	6	0	1	1	0	21
	TEAM					4-0-4							
	Totals.....		22-63	4-13	16-24	18-23-41	19	64	7	14	1	10	200

TOTAL FG%	1st Half: 10-28 35.7%	2nd Half: 12-35 34.3%	Game: 34.9%
3-Pt. FG%	1st Half: 2-8 25.0%	2nd Half: 2-5 40.0%	Game: 30.8%
F Throw %	1st Half: 3-6 50.0%	2nd Half: 13-18 72.2%	Game: 66.7%

Officials: Tina Napier, Mark Zentz, Pualani Spurlock
Technical fouls: Missouri-None. Tennessee-None.
Attendance: 9113

Score by Periods	1st	2nd	3rd	4th	Total
Missouri	10	14	24	18	66
Tennessee	11	14	21	18	64

KNOXVILLE, Tenn. – No. 10/10 Tennessee was edged out by Missouri, 66-64, in its SEC home opener in front of a season-high crowd of 9,113 in Thompson-Boling Arena.

Tennessee trailed by five points with less than 90 seconds remaining but fought back and had a shot to tie it at the buzzer. Rennia Davis' runner in the lane fell short.

Davis and Evina Westbrook led the way for Tennessee (12-2, 1-1 SEC) with 16 points each. Cheridene Green finished with 13 points and 14 rebounds, her second double-double of the season and a career-high mark on the boards.

Missouri (13-3, 2-0 SEC) was paced by senior guard Sophie Cunningham, who finished with 20 points, six rebounds and six assists.

The contest was back-and-forth for the entire game, as the lead changed 13 times and neither team ever held a lead larger than five points.

Missouri was threatening to pull away late, taking a 65-60 lead with just under two minutes to play. On the ensuing Lady Vol possession, however, freshman Zaay Green drove to the basket and converted a three-point play to cut the deficit to two points. A free throw by Westbrook on Tennessee's next possession trimmed Missouri's lead to one.

After another stop by the Tennessee defense, the Lady Vols had an opportunity to take the lead, but a 15-foot jump shot by Davis rimmed in and out. Cunningham then converted a free throw to extend Missouri's lead to two points just before Davis' final shot missed at the buzzer.

The opening half of play was just as close as the second. A driving layup by Westbrook with seven seconds remaining in the half gave Tennessee a 25-24 halftime lead to close out an opening 20 minutes that was a defensive battle on both ends.

Neither team built an advantage larger than four points, while the lead changed hands eight times.

Westbrook led the way for the Lady Vols in the first half with 11 points, while no player for Missouri had more than six.

GAME 15

#13/13 UT vs. #16/16 Kentucky // Jan. 10, 2019

Kentucky (15-2, 2-1)			FG	3PT	FT	REBS	PF	TP	A	TO	Bl	St	Min
03	McKinney, KeKe	f	0-4	0-3	0-0	4-1-5	1	0	2	2	0	1	27
14	Wyatt, Tatyana	f	1-2	0-1	0-0	0-2-2	4	2	0	1	1	0	19
04	Morris, Maci	g	10-16	4-6	3-6	2-1-3	5	27	0	3	1	3	31
10	Howard, Rhyne	g	3-8	0-1	0-0	4-1-5	5	6	1	3	0	1	14
24	Murray, Taylor	g	4-8	0-1	1-1	0-2-2	1	9	1	0	0	0	16
05	Green, Blair		1-1	0-0	0-0	0-1-1	0	2	1	1	0	1	12
12	Paschal, Amanda		1-8	0-1	2-3	0-3-3	2	4	2	2	0	2	30
21	Anyagaligbo, Ogechi		6-7	0-0	1-3	0-3-3	4	13	0	0	0	1	24
32	Roper, Jaida		3-8	1-3	3-4	1-0-1	3	10	3	4	0	1	27
	TEAM					3-4-7							
	Totals.....		29-62	5-16	10-17	14-18-32	25	73	10	16	2	10	200

TOTAL FG%	1st Half: 16-35 45.7%	2nd Half: 13-27 48.1%	Game: 46.8%
3-Pt. FG%	1st Half: 3-10 30.0%	2nd Half: 2-6 33.3%	Game: 31.3%
F Throw %	1st Half: 3-6 50.0%	2nd Half: 7-11 63.6%	Game: 58.8%

Tennessee (12-3, 1-2)			FG	3PT	FT	REBS	PF	TP	A	TO	Bl	St	Min
00	Davis,Rennia	f	5-12	2-5	0-1	6-3-9	2	12	2	4	0	2	32
15	Green,Cheridene	f	3-10	0-0	2-6	8-7-15	3	8	4	2	1	0	28
02	Westbrook,Evina	g	7-15	1-1	5-5	2-4-6	4	20	3	8	1	2	37
10	Jackson,Meme	g	1-7	1-4	5-6	1-0-1	5	8	6	3	0	3	31
14	Green,Zaay	g	4-10	0-4	1-3	2-2-4	4	9	1	1	0	0	32
04	Collins,Mimi		4-7	0-0	3-4	4-0-4	1	11	0	0	1	0	14
11	Kushkituah,K.		0-0	0-0	1-2	0-2-2	2	1	0	0	0	0	4
12	Burrell,Rae		1-3	0-1	0-2	1-3-4	0	2	1	0	1	0	13
13	Massengill,Jazmine		0-2	0-0	0-0	0-0-0	0	0	0	1	0	0	9
	TEAM					4-1-5							
	Totals.....		25-66	4-15	17-29	28-22-50	21	71	17	19	4	7	200

TOTAL FG%	1st Half: 10-37 27.0%	2nd Half: 15-29 51.7%	Game: 37.9%
3-Pt. FG%	1st Half: 0-7 0.0%	2nd Half: 4-8 50.0%	Game: 26.7%
F Throw %	1st Half: 8-15 53.3%	2nd Half: 9-14 64.3%	Game: 58.6%

Officials: Beverly Roberts, Cameron Inouye, Eric Koch
Technical fouls: Kentucky-None. Tennessee-None.
Attendance: 8145

Score by Periods	1st	2nd	3rd	4th	Total
Kentucky	27	11	20	15	73
Tennessee	16	12	18	25	71

Points in the paint-UK 20,UT 36. Points off turnovers-UK 22,UT 15.
2nd chance points-UK 13,UT 20. Fast break points-UK 6,UT 6.
Bench points-UK 29,UT 14. Score tied-0 times. Lead changed-0 times.
Last FG-UK 4th-00:55, UT 4th-00:02.
Largest lead-UK by 17 1st-04:27, UT None.
UK led for 39:29. UT led for 00:00. Game was tied for 00:24.

KNOXVILLE, Tenn. -- The No. 13-ranked Tennessee Lady Vols fell, 73-71, to the 16th-ranked Kentucky Wildcats in Thompson-Boling Arena.

The Lady Vols (12-3, 1-2 SEC) trailed by two points after a pair of free throws from Meme Jackson with one minute remaining, but a three-pointer from Wildcats guard Jaida Roper put the game out of reach for the Big Orange.

Sophomore point guard Evina Westbrook led the charge offensively for the Lady Vols with 20 points, marking her seventh performance of the season of 20 or more points, and added six rebounds. Sophomore Rennia Davis (12 points) and freshman Mimi Collins (career-high-tying 11 points) were the other Tennessee players with double-digit scoring. Senior Cheridene Green dominated the glass with a career-high 15 rebounds.

Kentucky (15-2, 2-1 SEC) was propelled by a 27-point night from senior guard Maci Morris, who connected at a 4-of-6 clip from deep range and shot over 60 percent from the field.

The Lady Vols fought from behind the entire game and cut the Wildcats' lead to four points six times in the fourth quarter and then shaved the edge to two with 1:43 remaining.

Kentucky kicked off the first quarter on a 7-0 run on 3-of-4 shooting, with Tennessee first getting on the scoreboard at the 7:10 mark with a layup from Westbrook. The Lady Vols started off the game 1-of-6 from the field, as the Wildcats rushed to a 19-5 lead at the halfway point of the quarter. Despite their rough start shooting, Tennessee found some life after holding Kentucky to a two-minute scoring drought. A last-second layup to finish the first quarter cut the Wildcats' lead to 27-16 after 10 minutes of play.

The Lady Vols defense clamped down to begin the second quarter, and an and-one from Westbrook at the 5:37 mark cut the Tennessee deficit to just eight points. However, the Lady Vols failed to score in the three following minutes, going 0-for-6 from the floor in the span. While dominating the boards by a 29-16 margin in the first half, Tennessee was unable to take advantage of second-chance opportunities. Still, a team-high 11-point first-half performance from Collins helped the Lady Vols trim a 17-point UK lead to a 38-28 deficit at halftime.

The Lady Vols' shooting woes continued, as Zaay Green provided all but one of Tennessee's points through six minutes of play in the third quarter. The Lady Vols faced a 53-38 climb with two minutes remaining in the quarter, as only three Tennessee players scored through eight minutes into the second half. The Lady Vols clawed back into the game behind a pair of 3-pointers from Rennia Davis to end the quarter. Davis' clutch 3-pointers were Tennessee's first of the game and presented the Lady Vols a 58-46 deficit going into the final quarter.

Tennessee stormed back with a Meme Jackson 3-pointer, followed by a post layup from Cheridene Green that cut the Kentucky lead to just four points with five minutes left in regulation. The Lady Vols held the Wildcats to just 1-of-6 shooting from the floor to start the fourth quarter, while firing in shots at a 5-of-6 clip on the other end.

After cutting the Kentucky lead to just two points with under two minutes remaining, a dagger 3-pointer from Roper extended the Wildcats' lead to 69-64. Kentucky iced the game at the free throw line, giving the Wildcats a 73-71 victory.

GAME 16

#13/13 UT at Georgia // Jan. 13, 2019

Tennessee (12-4, 1-3)			FG	3PT	FT	REBS	PF	TP	A	TO	Bl	St	Min
00	Davis,Rennia	f	2-12	0-3	2-2	3-9-12	3	6	1	1	0	1	35
15	Green,Cheridene	f	2-7	0-0	2-2	5-5-10	5	6	0	3	0	1	18
02	Westbrook,Evina	g	9-16	0-1	5-8	2-2-4	2	23	6	3	0	1	38
10	Jackson,Meme	g	2-6	2-4	0-0	1-3-4	2	6	1	2	0	1	30
14	Green,Zaay	g	3-7	1-1	0-0	0-1-1	1	7	0	2	1	0	19
04	Collins,Mimi		0-4	0-0	1-2	1-1-2	3	1	1	2	1	0	15
11	Kushkituah,K.		2-5	0-0	1-4	1-3-4	3	5	0	1	2	0	17
12	Burrell,Rae		1-5	0-0	2-2	3-2-5	0	4	0	1	0	0	15
13	Massengill,Jazmine		2-2	0-0	0-2	1-1-2	1	4	1	0	0	0	13
	TEAM					4-6-10				2			
	Totals.....		23-64	3-9	13-22	21-33-54	20	62	10	17	4	4	200

TOTAL FG%	1st Half: 15-31 48.4%	2nd Half: 8-33 24.2%	Game: 35.9%
3-Pt. FG%	1st Half: 2-4 50.0%	2nd Half: 1-5 20.0%	Game: 33.3%
F Throw %	1st Half: 4-4 100%	2nd Half: 9-18 50.0%	Game: 59.1%

Georgia (12-5, 3-1)			FG	3PT	FT	REBS	PF	TP	A	TO	Bl	St	Min
03	PAUL, Stephanie	f	3-7	0-1	1-4	0-4-4	1	7	2	1	1	0	21
04	ROBINSON, Caliya	f	7-19	0-1	2-3	4-2-6	2	16	5	2	6	2	37
00	COLE, Taja	g	4-11	3-8	1-2	1-6-7	4	12	5	4	0	1	38
01	JOHNSON, D.	g	2-8	1-4	0-0	2-1-3	3	5	0	2	0	2	20
02	CONNALLY, Gabby	g	5-14	1-8	2-2	0-2-2	3	13	2	2	0	0	28
10	HOSE, Caitlin		0-1	0-1	0-0	0-0-0	0	0	0	0	0	1	7
11	CALDWELL, Maya		0-0	0-0	0-0	0-0-0	1	0	0	2	0	0	2
12	HUBBARD, Kaila		0-4	0-0	1-2	2-0-2	3	1	0	0	0	0	15
14	STAITI, Jenna		4-9	0-1	4-5	3-4-7	2	12	0	0	1	1	20
23	MORRISON, Que		0-0	0-0	0-0	0-1-1	0	0	1	0	0	0	12
	TEAM					8-4-12							
	Totals.....		25-73	5-24	11-18	20-24-44	19	66	15	13	8	7	200

TOTAL FG%	1st Half: 10-36 27.8%	2nd Half: 15-37 40.5%	Game: 34.2%
3-Pt. FG%	1st Half: 1-10 10.0%	2nd Half: 4-14 28.6%	Game: 20.8%
F Throw %	1st Half: 3-7 42.9%	2nd Half: 8-11 72.7%	Game: 61.1%

Officials: Michael McConnell, Carla Fountain and Julie Krommenhoek
Technical fouls: Tennessee-None. Georgia-None.
Attendance: 5867

Score by Periods	1st	2nd	3rd	4th	Total
Tennessee	22	14	11	15	62
Georgia	10	14	25	17	66

Points in the paint-UT 34,UGA 32. Points off turnovers-UT 5,UGA 15.
2nd chance points-UT 13,UGA 17. Fast break points-UT 12,UGA 7.
Bench points-UT 14,UGA 13. Score tied-5 times. Lead changed-10 times.
Last FG-UT 4th-01:04, UGA 4th-01:24.
Largest lead-UT by 17 2nd-02:20, UGA by 7 4th-05:25.
UT led for 24:31. UGA led for 13:43. Game was tied for 01:46.

ATHENS, Ga. – Sophomore point guard Evina Westbrook poured in 10 points in the fourth quarter, but it wasn't enough to overcome a third-quarter UT shooting slump and Georgia's second-half rally as UT fell at Stegeman Coliseum, 66-62.

There were five ties and 10 lead changes in the contest.

Westbrook led Tennessee (12-4, 1-3 SEC) in scoring with a game-high 23 points, logging her eighth 20+ point performance of the season. Rennia Davis had six points and 12 rebounds, while Cheridene also added six points and 10 rebounds.

Caliya Robinson was Georgia's (12-5, 3-1 SEC) high scorer with 16. Gabby Connally had 13, while Taja Cole and Jenna Staiti each had 12.

Meme Jackson gave Tennessee its first lead of the game, knocking down a three on UT's first possession to go up 3-2 in the opening minute. The lead changed four times before an Evina Westbrook layup with 5:21 left in the period set off a 15-1 run by the Lady Vols to put them up 22-10 by the end of the first.

The Lady Bulldogs started the second quarter outscoring Tennessee, 6-2, but the Lady Vols answered with an 8-0 run to take a 16-point lead by the 3:13 mark. UT pushed the lead to 17 with 2:20 remaining in the period on a pair of Davis free throws. Robinson and Stephanie Paul combined for seven points for Georgia in the closing minutes of the half, including a Robinson put-back just before the buzzer to pull the Lady Bulldogs within 12, 36-24.

Tennessee's shooting went cold to start the second half, with the Lady Vols going 0-for-5 from the floor while Georgia cut the lead to six. Zaay Green banked in a 3-pointer with 6:30 to play in the period to put UT back up by nine. UT's shooting woes continued, however, and Georgia tied the game at 41-all after back-to-back treys by Taja Cole. The teams traded buckets with UT going up 47-46 off a pair of Westbrook free throws. Cole again answered for the Lady Bulldogs, though, hitting her third 3-pointer of the day at the buzzer to give Georgia a 49-47 lead going into the final stanza.

Neither team shot well from the floor to begin the fourth, with Tennessee starting 1-4 and Georgia going 1-8 during the first three and a half minutes. The Lady Bulldogs then hit back-to-back layups to go up 57-50 before Westbrook knocked down a jumper to cut the lead to five. UT followed that up with three defensive stops and Westbrook converted buckets on three straight possessions to pull the Big Orange to within one with 3:37 to play. The Lady Bulldogs answered with four straight points, and Tennessee would cut it back to one once more with just over a minute left in the game. The Lady Vols, however, couldn't overcome the deficit, falling to UGA, 66-62.

GAME 17

#20/17 UT at Alabama // Jan. 17, 2019

Tennessee (12-5, 1-4)			FG	3PT	FT	REBS	PF	TP	A	TO	Bl	St	Min
00	Davis,Rennia	f	0-5	0-2	0-0	1-4-5	1	0	1	3	0	2	19
10	Jackson,Meme	f	1-5	0-3	2-2	2-2-4	2	4	0	2	0	1	25
15	Green,Cheridene	f	2-3	0-0	0-1	1-0-1	2	4	0	0	0	0	11
02	Westbrook,Evina	g	8-20	3-8	0-0	2-3-5	4	19	5	2	0	1	36
14	Green,Zaay	g	6-18	1-6	1-2	3-8-11	3	14	2	2	1	0	34
04	Collins,Mimi		1-1	0-0	0-0	0-1-1	1	2	0	1	0	0	8
05	Harris,Kamera		0-0	0-0	0-0	0-0-0	0	0	0	0	0	0	3
11	Kushkituah,K.		3-6	0-1	1-1	3-3-6	4	7	0	2	1	0	13
12	Burrell,Rae		5-17	0-2	2-2	3-4-7	1	12	0	1	1	0	32
13	Massengill,Jazmine		1-5	0-1	1-2	3-0-3	0	3	1	1	0	1	19
	TEAM					4-2-6							
	Totals.....		27-80	4-23	7-10	22-27-49	18	65	9	14	3	5	200

TOTAL FG% 1st Half: 14-38 36.8% 2nd Half: 13-42 31.0% Game: 33.8%
3-Pt. FG% 1st Half: 2-10 20.0% 2nd Half: 2-13 15.4% Game: 17.4%
F Throw % 1st Half: 4-6 66.7% 2nd Half: 3-4 75.0% Game: 70.0%

Alabama (10-8, 2-3)			FG	3PT	FT	REBS	PF	TP	A	TO	Bl	St	Min
22	Copeland, A.	f	8-12	0-0	0-1	3-6-9	0	16	0	0	3	0	27
40	Walker, Jasmine	f	5-11	3-5	1-2	2-7-9	1	14	0	4	0	0	38
01	Abrams, Megan	g	4-7	0-1	0-0	0-3-3	1	8	3	1	0	1	23
04	Johnson, Cierra	g	7-17	2-5	1-1	1-6-7	2	17	2	1	0	0	36
23	Wade, Shaquera	g	6-10	1-1	2-5	1-5-6	3	15	4	3	0	2	36
05	Barber, Hannah		1-4	1-3	0-0	0-2-2	0	3	4	1	0	1	14
12	Cruce, Allie Craig		0-0	0-0	0-0	0-0-0	1	0	0	0	0	0	2
24	Benjamin, De'Sha		0-2	0-1	2-2	0-2-2	0	2	2	1	0	0	11
25	Knight, Ashley		3-5	0-0	5-6	2-0-2	1	11	1	1	2	0	13
	TEAM					2-2-4							
	Totals.....		34-68	7-16	11-17	11-33-44	9	86	16	12	5	4	200

TOTAL FG% 1st Half: 15-33 45.5% 2nd Half: 19-35 54.3% Game: 50.0%
3-Pt. FG% 1st Half: 5-12 41.7% 2nd Half: 2-4 50.0% Game: 43.8%
F Throw % 1st Half: 1-2 50.0% 2nd Half: 10-15 66.7% Game: 64.7%

Officials: Denise Brooks, Douglas Knight, Scott Yarbrough
Technical fouls: Tennessee-None. Alabama-None.
Attendance: 2392

Score by Periods	1st	2nd	3rd	4th	Total
Tennessee	18	16	21	10	65
Alabama	22	14	24	26	86

Points in the paint-UT 32,UA 40. Points off turnovers-UT 8,UA 15.
2nd chance points-UT 15,UA 14. Fast break points-UT 6,UA 6.
Bench points-UT 24,UA 16. Score tied-1 time. Lead changed-6 times.
Last FG-UT 4th-00:08, UA 4th-00:25.
Largest lead-UT by 1 1st-05:41, UA by 24 4th-00:25.
UT led for 01:14. UA led for 37:24. Game was tied for 01:22.

TUSCALOOSA, Ala. – Zaay Green recorded her first career double-double and No. 20/17 Tennessee out-rebounded Alabama, 49-44, but it wasn't enough to overcome a UA team that shot a blistering 50 percent from the floor en route to an 86-65 Tide victory in Tuscaloosa.

Sophomore Evina Westbrook was Tennessee's (12-5, 1-4 SEC) high scorer with 19 points and five assists. Zaay Green finished the day with 14 points and 11 rebounds, while fellow freshman Rae Burrell managed 12 points and seven rebounds.

Alabama (10-8, 2-3 SEC) was led by junior Cierra Johnson, who had 17 points and seven rebounds. Ariyah Copeland finished with 16 points and nine rebounds, while Shaquera Wade added 15 points.

The Lady Vols led by one on two occasions and out-rebounded Alabama 12 to nine in the opening quarter, but the Crimson Tide rode three-of-six shooting from behind the arc and a 52.9 field goal percentage to a 22-18 lead by the end of the first stanza. Nine players saw action for Tennessee in the first period with six of them contributing at least two points.

With 6:33 remaining in the half the Crimson Tide pulled ahead by six points, but Zaay Green and Kasiyahna Kushkituah combined for five straight points to put Tennessee within one by the media timeout. The Lady Vols took their first lead of the quarter off a Zaay Green 3-pointer with 2:23 remaining in the half. Alabama rallied with five quick points, but Evina Westbrook knocked down a 15-foot jumper to send UT into the locker room down two at 36-34.

The teams traded baskets in the opening minute and a half of the second half before a Copeland layup launched a 7-0 run by the Crimson Tide, giving the home team a 45-36 lead at the 7:36 mark. Zaay Green broke the drought for UT, driving and converting on a 10-foot jumper in the lane to set off a 10-2 run to pull UT within one with 4:21 to play in the third. UA rallied back, building back a five-point lead to go into the final stanza up 60-55.

Alabama had the hot hand in the fourth quarter, while Tennessee's offense fell cold, and the Crimson Tide went nine of 17 to outscore the Lady Vols 26-10 in the fourth quarter and close out the victory.

GAME 18

#RV/17 UT vs. Arkansas // Jan. 21, 2019

Arkansas (14-5, 3-2)			FG	3PT	FT	REBS	PF	TP	A	TO	Bl	St	Min
10	Williams,Kiara	f	1-2	0-0	0-2	1-1-2	1	2	1	0	1	0	24
02	Tolefree,Alexis	g	5-17	4-12	2-2	1-2-3	2	16	1	1	0	1	19
03	Monk,Malica	g	9-25	3-7	2-2	1-2-3	2	23	3	1	0	2	36
14	Mason,Jailyn	g	3-8	1-3	0-0	1-5-6	3	7	5	4	0	2	39
33	Dungee,Chelsea	g	5-11	2-4	7-7	1-4-5	4	19	2	0	0	1	33
01	Northcross-Baker,Ra		1-2	1-2	0-0	0-0-0	0	3	0	0	0	0	6
22	Zimmerman,Bailey		1-4	1-3	3-4	3-2-5	2	6	0	2	1	4	25
24	Thomas,Taylah		2-4	0-0	0-0	3-4-7	1	4	0	0	0	0	16
52	Doumbia,Rokia		0-2	0-1	0-0	0-0-0	0	0	0	0	0	0	2
	TEAM					5-3-8							
	Totals.....		27-75	12-32	14-17	16-23-39	15	80	12	8	2	10	200

TOTAL FG% 1st Half: 13-36 36.1% 2nd Half: 14-39 35.9% Game: 36.0%
3-Pt. FG% 1st Half: 5-12 41.7% 2nd Half: 7-20 35.0% Game: 37.5%
F Throw % 1st Half: 9-12 75.0% 2nd Half: 5-5 100% Game: 82.4%

Tennessee (12-6, 1-5)			FG	3PT	FT	REBS	PF	TP	A	TO	Bl	St	Min
15	Green,Cheridene	f	6-9	0-0	3-3	5-7-12	3	15	1	3	2	0	28
11	Kushkituah,K.	c	1-2	0-0	0-1	1-3-4	0	2	0	2	1	1	12
02	Westbrook,Evina	g	10-17	2-7	2-2	0-4-4	2	24	5	2	0	3	35
10	Jackson,Meme	g	0-4	0-2	5-6	0-1-1	2	5	0	3	0	1	21
14	Green,Zaay	g	8-14	1-3	0-0	4-2-6	3	17	3	0	0	0	27
00	Davis,Rennia		3-12	1-6	2-2	1-3-4	3	9	1	4	0	1	30
04	Collins,Mimi		0-1	0-0	2-2	2-1-3	1	2	0	0	0	0	4
05	Harris,Kamera		0-0	0-0	0-0	0-0-0	0	0	0	0	0	0	3
12	Burrell,Rae		1-3	1-1	0-0	0-5-5	3	3	1	2	0	0	22
13	Massengill,Jazmine		1-6	0-1	0-2	1-4-5	0	2	0	0	1	0	18
	TEAM					1-2-3							
	Totals.....		30-68	5-20	14-18	15-32-47	17	79	11	16	4	6	200

TOTAL FG% 1st Half: 12-37 32.4% 2nd Half: 18-31 58.1% Game: 44.1%
3-Pt. FG% 1st Half: 1-10 10.0% 2nd Half: 4-10 40.0% Game: 25.0%
F Throw % 1st Half: 6-8 75.0% 2nd Half: 8-10 80.0% Game: 77.8%

Officials: Jesse Dickerson, Brian Hall, Amy Bonner
Technical fouls: Arkansas-None. Tennessee-None.
Attendance: 7259

Score by Periods	1st	2nd	3rd	4th	Total
Arkansas	20	20	23	17	80
Tennessee	15	16	28	20	79

Points in the paint-AR 28,UT 44. Points off turnovers-AR 20,UT 7.
2nd chance points-AR 14,UT 15. Fast break points-AR 9,UT 6.
Bench points-AR 13,UT 16. Score tied-4 times. Lead changed-7 times.
Last FG-AR 4th-00:04, UT 4th-01:00.
Largest lead-AR by 13 2nd-02:28, UT by 7 1st-05:24.
AR led for 25:35. UT led for 12:26. Game was tied for 01:59.

KNOXVILLE, Tenn. -- Despite an 18-point second-half performance from sophomore point guard Evina Westbrook, the No. RV/17 Tennessee Lady Vols fell to Arkansas, 80-79, at Thompson-Boling Arena. Westbrook's game-winning 3-point attempt came up short, as the Lady Vols fell in their first of two home "We Back Pat" games..

Westbrook led Tennessee with 24 points and five assists, while freshman guard Zaay Green (17 points and six rebounds) and senior forward Cheridene Green (15 points and 12 rebounds) had productive nights. Cheridene Green dominated the glass and recorded her third double-double of the year on 5-of-9 shooting. Nine Lady Vols scored on the night, with six Tennessee players notching four or more rebounds.

The Razorbacks had three players with at least 10 points, as senior guard Malica Monk led Arkansas with 23 points. Chelsea Dungee (19 points) and Alexis Tolefree (16 points) were the other Razorbacks with double-digit points. Arkansas logged 12 3-pointers and 20 points off turnovers in the win.

The Lady Vols kicked off the first quarter on an 11-4 run behind a pair of buckets from Zaay Green, while the Razorbacks shot 1-of-7 from the floor to start the game. Tolefree answered for Arkansas by hitting a trio of 3-pointers to give the Razorbacks a 17-13 lead with two minutes remaining in the first quarter. Tennessee shot 1-of-10 from the field to finish the quarter while holding Arkansas without a field goal for the final three minutes. Arkansas managed to take a 20-15 lead into the second quarter after each team shot 25 percent from the floor in the opening frame.

The Razorbacks found their groove early in the second quarter, recording a 7-0 run in just over a minute. Tennessee shot 30 percent from the field, while Arkansas hit 7-of-13 from the field to begin the second frame. A 3-pointer from Raven Northcross-Baker gave the Razorbacks their largest lead of the game (13) at the 2:28 mark of the quarter. Still, the Lady Vols charged back with a 6-0 run to finish the first half, cutting the Arkansas lead to 40-31 at the break. Eight Tennessee players recorded points through 20 minutes of play, with Zaay Green leading the Lady Vols at the intermission with 11 points and four rebounds.

Tennessee bounced back at the opening of the second half, as the Lady Vols cut the Razorbacks' lead to just three points after an and-one from Cheridene Green at the 6:32 mark. Arkansas, though, stayed hot from deep range by hitting three 3-pointers in under a minute, extending its lead back to double digits. Westbrook, however, powered the Lady Vols back into the game with 16 third-quarter points, and a Rae Burrell three cut the Tennessee deficit to 63-59 going into the final quarter.

Cheridene Green tied up the game for the Lady Vols with a jumper at the 8:01 mark of the fourth quarter, followed by a 3-pointer from Rennia Davis that gave Tennessee a 66-63 lead. Davis' bucket was the capper on a 10-point run that bridged the third and fourth stanzas.Tennessee held the Razorbacks to 1-of-7 shooting to start the fourth quarter, with Arkansas first getting on the board at the 7:18 mark. After trading buckets for several minutes, a jumper from Monk gave the Razorbacks an 80-79 lead with three seconds remaining in the game. Following a UT timeout, Westbrook's game-winning 3-point attempt off an inbound play fell short, giving Arkansas the victory.

GAME 19

UT vs. #1/1 Notre Dame // Jan. 24, 2019

Notre Dame (19-1, 6-0)			FG	3PT	FT	REBS	PF	TP	A	TO	Bl	St	Min
11	Turner,Brianna	f	5-8	0-0	3-5	1-7-8	2	13	3	1	4	1	36
32	Shepard,Jessica	f	6-13	0-0	1-4	3-8-11	1	13	3	1	0	2	37
03	Mabrey,Marina	g	2-7	1-5	0-0	1-3-4	2	5	4	3	0	2	29
05	Young,Jackie	g	4-8	0-0	8-10	6-6-12	1	16	10	2	0	0	39
24	Ogunbowale,Arike	g	11-21	2-6	4-7	0-6-6	2	28	2	3	0	2	38
00	Nixon,Jordan		0-0	0-0	0-0	0-0-0	0	0	1	1	0	0	6
12	Prohaska,Abby		0-1	0-1	2-2	0-1-1	1	2	0	1	0	0	9
20	Benz,Nicole		0-0	0-0	0-0	0-0-0	0	0	0	0	0	0	0+
22	Cosgrove,Danielle		0-1	0-0	0-0	0-0-0	1	0	0	0	1	0	1
30	Vaughn,Mikayla		0-0	0-0	0-0	0-0-0	0	0	0	0	0	0	4
33	Patterson,Danielle		0-0	0-0	0-0	0-0-0	0	0	0	1	0	0	1
	TEAM					1-0-1							
	Totals.....		28-59	3-12	18-28	12-31-43	10	77	23	13	5	7	200

TOTAL FG% 1st Half: 13-28 46.4% 2nd Half: 15-31 48.4% Game: 47.5%
3-Pt. FG% 1st Half: 0-6 0.0% 2nd Half: 3-6 50.0% Game: 25.0%
F Throw % 1st Half: 5-9 55.6% 2nd Half: 13-19 68.4% Game: 64.3%

Tennessee (12-7, 1-5)			FG	3PT	FT	REBS	PF	TP	A	TO	Bl	St	Min
00	Davis,Rennia	f	3-14	0-3	0-0	0-0-0	5	6	0	2	0	0	31
15	Green,Cheridene	f	3-12	0-0	1-1	4-7-11	3	7	1	1	0	4	25
11	Kushkituah,K.	c	1-3	0-0	2-2	3-1-4	3	4	0	2	0	1	11
02	Westbrook,Evina	g	6-14	2-5	2-2	1-4-5	2	16	1	3	0	1	31
14	Green,Zaay	g	9-21	0-5	1-1	4-4-8	3	19	5	0	0	1	37
04	Collins,Mimi		1-2	0-0	0-0	1-3-4	2	2	0	0	0	0	13
05	Harris,Kamera		1-3	0-0	0-2	1-1-2	3	2	0	1	1	0	16
12	Burrell,Rae		0-2	0-1	0-0	1-0-1	2	0	0	1	1	0	16
13	Massengill,Jazmine		3-5	0-0	0-0	2-2-4	0	6	2	1	0	2	20
	TEAM					1-1-2							
	Totals.....		27-76	2-14	6-8	18-23-41	23	62	9	11	2	9	200

TOTAL FG% 1st Half: 16-41 39.0% 2nd Half: 11-35 31.4% Game: 35.5%
3-Pt. FG% 1st Half: 1-4 25.0% 2nd Half: 1-10 10.0% Game: 14.3%
F Throw % 1st Half: 1-1 100% 2nd Half: 5-7 71.4% Game: 75.0%

Officials: Dee Kantner, Maj Forsberg, Gina Cross
Technical fouls: Notre Dame-None. Tennessee-None.
Attendance: 9154

Score by Periods	1st	2nd	3rd	4th	Total
Notre Dame	14	17	24	22	77
Tennessee	17	17	12	16	62

Points in the paint-ND 48,UT 38. Points off turnovers-ND 18,UT 20.
2nd chance points-ND 11,UT 15. Fast break points-ND 16,UT 8.
Bench points-ND 2,UT 10. Score tied-3 times. Lead changed-4 times.
Last FG-ND 4th-00:12, UT 4th-00:43.
Largest lead-ND by 21 4th-01:19, UT by 8 2nd-08:24.
ND led for 18:34. UT led for 19:21. Game was tied for 01:57.

KNOXVILLE, Tenn. -- Freshman guard Zaay Green scored 15 points in the first half to put UT up 34-31 at the break, but No. 1/1 Notre Dame rallied in the second half to grab a 77-62 win in Thompson-Boling Arena.

Green finished the game with a career-high 19 points, eight rebounds and five assists. Sophomore point guard Evina Westbrook was Tennessee's (12-7, 1-5 SEC) second highest scorer with 16 points, while senior forward Cheridene Green pulled down a team-high 11 rebounds for her seventh double-digit rebound game of the season.

Despite a four-point first-half performance, Arike Ogunbowale finished as the leading scorer for the Irish (19-1, 6-0 ACC) with 28 points, while three other Notre Dame players posted double-digit points. Jackie Young recorded a triple-double with 16 points, 13 rebounds, 10 assists and only two turnovers.

The Lady Vols dominated on both ends of the court early on, as they held Notre Dame without a field goal for over three minutes to start the game. Tennessee took an 8-4 lead over halfway through the quarter, thanks to second chance points that came courtesy of Kasiyahna Kushkituah and Cheridene Green's eight combined rebounds.

The Lady Vols followed up with a 7-0 run and forced the Irish on another three-minute scoring drought late in the first quarter. Notre Dame, however, hit its final four shots of the quarter to cut the Tennessee lead to 17-14 after 10 minutes of play. Westbrook, Davis and Zaay Green chipped in for 13 of the Lady Vols' first-quarter points.

Tennessee continued its hot streak into the second quarter, with Zaay Green's quick seven points giving the Lady Vols a 26-18 lead. The Irish bounced back, though, hitting their next six shots to cut the Tennessee lead to just one point with under four minutes remaining in the first half.

Notre Dame took its first lead of the game at the 3:12 mark of the second quarter on a layup from Brianna Turner. Once again, Zaay Green refused to let the Lady Vols falter, as a pair of layups from the true freshman put Tennessee back on top 34-31 going into the half. Green racked up 15 points, five rebounds and four assists before halftime.

Ogunbowale found her rhythm and led the Irish on a 12-4 run to start the second half and regain a 41-38 lead with 6:29 left in the third quarter. Meanwhile, the Lady Vols were held to a two-minute scoring drought, where they turned over the ball three times in the span. Five different Lady Vols combined for just 12 points in the third quarter, as Notre Dame took a 55-46 lead into the final stanza.

Notre Dame opened up the fourth quarter on a 7-0 run, giving the Irish their largest lead of the contest. Tennessee clawed back into the game by hitting its next three shots, but the Irish kept the Lady Vols at an arm's reach from the charity stripe. Tennessee was held to just 16 points in the fourth quarter on 6-of-19 shooting from the floor.

GAME 20

UT vs. LSU // Jan. 27, 2019

LSU (12-7, 3-4)			FG	3PT	FT	REBS	PF	TP	A	TO	Bl	St	Min
05	Mitchell,Ayana	f	4-7	0-0	4-8	2-8-10	4	12	2	3	0	0	33
24	Aifuwa,Faustine	c	3-6	0-0	3-3	1-3-4	5	9	0	3	2	0	28
02	Norton,Shanice	g	4-6	0-0	0-0	0-2-2	1	8	1	4	0	0	24
03	Pointer,Khayla	g	5-14	0-1	7-7	1-2-3	4	17	5	5	0	1	40-
13	Richard-Harris,J	g	0-0	0-0	1-2	0-1-1	0	1	2	2	0	0	18
01	Cherry,Jailin		1-4	0-1	0-0	1-1-2	1	2	1	1	0	0	10
12	Brooks,Mercedes		5-8	3-4	0-0	1-0-1	3	13	0	2	0	1	22
15	Bidikuindila,Y		0-1	0-0	0-0	1-0-1	1	0	0	1	0	1	11
23	Seay,Karli		1-2	1-1	0-0	0-0-0	1	3	0	0	0	0	10
25	Spencer,Rakell		0-1	0-0	0-0	1-3-4	1	0	0	1	0	0	4
	TEAM					2-0-2				3			
	Totals.....		23-49	4-7	15-20	10-20-30	21	65	11	25	2	3	200

TOTAL FG% 1st Half: 10-24 41.7% 2nd Half: 13-25 52.0% Game: 46.9%
3-Pt. FG% 1st Half: 1-2 50.0% 2nd Half: 3-5 60.0% Game: 57.1%
F Throw % 1st Half: 8-10 80.0% 2nd Half: 7-10 70.0% Game: 75.0%

Tennessee (13-7, 2-5)			FG	3PT	FT	REBS	PF	TP	A	TO	Bl	St	Min
00	Davis,Rennia	f	8-15	0-3	8-8	4-3-7	2	24	2	3	0	2	37
15	Green,Cheridene	f	3-7	0-0	2-2	6-4-10	4	8	2	3	1	1	31
11	Kushkituah,K.	c	6-11	0-0	2-4	3-5-8	3	14	0	1	0	0	28
02	Westbrook,Evina	g	2-4	0-2	2-2	1-1-2	4	6	6	5	0	3	23
14	Green,Zaay	g	5-13	0-5	0-2	0-2-2	2	10	5	1	1	1	34
04	Collins,Mimi		0-0	0-0	0-0	1-0-1	2	0	0	1	0	0	5
05	Harris,Kamera		0-0	0-0	0-0	0-0-0	2	0	0	2	0	0	3
12	Burrell,Rae		0-6	0-3	0-0	0-0-0	3	0	1	0	0	0	11
13	Massengill,Jazmine		3-8	0-0	6-7	4-0-4	1	12	1	0	0	3	28
	TEAM					0-2-2							
	Totals.....		27-64	0-13	20-25	19-17-36	23	74	17	16	2	10	200

TOTAL FG% 1st Half: 15-33 45.5% 2nd Half: 12-31 38.7% Game: 42.2%
3-Pt. FG% 1st Half: 0-6 0.0% 2nd Half: 0-7 0.0% Game: 0.0%
F Throw % 1st Half: 6-6 100% 2nd Half: 14-19 73.7% Game: 80.0%

Officials: Felicia Grinter, Roy Gulbeyan, Luis Gonzalez
Technical fouls: LSU-None. Tennessee-None.
Attendance: 9518

Score by Periods	1st	2nd	3rd	4th	Total
LSU	17	12	14	22	65
Tennessee	22	14	16	22	74

Points in the paint-LSU 24,UT 44. Points off turnovers-LSU 20,UT 23.
2nd chance points-LSU 6,UT 15. Fast break points-LSU 5,UT 8.
Bench points-LSU 18,UT 12. Score tied-3 times. Lead changed-2 times.
Last FG-LSU 4th-00:41, UT 4th-02:56.
Largest lead-LSU by 2 1st-08:10, UT by 11 2nd-06:36.
LSU led for 00:18. UT led for 37:45. Game was tied for 01:56.

KNOXVILLE, Tenn. -- Sophomore Rennia Davis tied her season high of 24 points to power the Lady Vols past LSU, 74-65, in Thompson-Boling Arena for their annual "Live Pink, Bleed Orange" game.

Sophomore center Kasiyahna Kushkituah added a career-high 14 points and eight rebounds, while Zaay Green finished with 10 points and five assists. Davis also racked up seven rebounds while notching her fourth 20+ point game of the season. True freshman Jazmine Massengill also registered a career-best 12 points.

Tennessee (13-7, 2-5 SEC) forced 25 turnovers, recorded 44 points in the paint and grabbed 19 offensive rebounds in the win.

The Tigers (12-7, 3-4 SEC) had three players with double-digit points, with guard Khayla Pointer leading the pack with 17 points and five assists. LSU junior forward Ayana Mitchell logged a double-double of 12 points and 10 rebounds.

The Lady Vols sparked an 8-0 run to start the game behind a pair of jumpers from Zaay Green. Tennessee forced four turnovers and held the Tigers in a scoring drought for nearly three minutes out of the gate. Midway through the first quarter, the Lady Vols had three players with four points on 6-of-9 shooting from the field and a 14-8 lead. Each of Tennessee's five starters scored within seven minutes of play, as the Lady Vols forced eight first-quarter turnovers. Davis led Tennessee early on with eight points, giving the Lady Vols a 22-17 lead going into the second quarter.

After playing more than three minutes in the second quarter, the teams had combined for just six points while committing a total of seven turnovers. Tennessee hit its stride by holding LSU to a two-minute scoring drought to take a 32-25 lead with three minutes remaining in the first half. Eight of the Tigers' 12 points in the quarter were notched at the charity stripe, as LSU hit just 2-of-10 shots from the field. Going into the half, the Lady Vols tallied 16 points off turnovers, 22 points in the paint and forced 15 turnovers en route to a 36-29 halftime lead. Davis led Tennessee with 10 points at the half, while Kushkituah and Green each registered eight points apiece.

The Tigers jumped out to a quick 7-2 run to start the second half, but a jump shot from Green got the Lady Vols back on track. Tennessee responded with an 8-0 run over the next minute, with an and-one from Massengill to cap it off and give the Lady Vols a 46-36 lead. Tennessee finished the third quarter with an alley-oop to Davis, who converted to give the Lady Vols a 52-43 lead going into the final quarter of play. Tennessee held LSU without a field goal for the final four minutes of the third quarter, as Davis led the Lady Vols with six points and three rebounds.

Tennessee was challenged early in the fourth quarter, as a 3-pointer from Mercedes Brooks of the Tigers cut the Lady Vols lead to just three points. Davis hit a pair of free throws to give Tennessee a 60-52 lead at the halfway point of the fourth quarter. A Cheridene Green layup at the 4:12 mark finished a 6-0 run by the Lady Vols, who extended their lead to double-digits. Kushkituah gave Tennessee its largest lead of the game with a layup with under three minutes remaining in the game. The Lady Vols hit their final three shots from the floor to ice the game and notch the 74-65 win at home.

GAME 21

UT vs. Florida // Jan. 31, 2019

Florida (5-16, 1-7)			FG	3PT	FT	REBS	PF	TP	A	TO	Bl	St	Min
44	Robinson,Paige	f	1-3	0-0	1-2	1-0-1	5	3	0	0	0	0	10
01	Smith,Kiara	g	4-11	1-3	2-2	0-3-3	1	11	2	2	0	3	34
03	Nakkasoglu,Funda	g	8-18	2-9	0-0	0-3-3	1	18	1	1	0	0	36
10	Rainey,Danielle	g	0-10	0-6	2-4	1-3-4	0	2	2	1	0	0	28
11	de Oliveira,E.	g	2-5	1-1	0-0	0-4-4	1	5	0	2	0	0	19
00	Washington,Delicia		0-5	0-3	0-0	0-2-2	1	0	2	0	0	0	24
12	Williams,Zada		2-7	0-0	1-1	3-3-6	1	5	0	0	0	0	30
32	Johnson,Ariel		2-7	2-4	0-0	2-2-4	0	6	1	1	0	1	19
	TEAM					3-2-5				1			
	Totals.....		19-66	6-26	6-9	10-22-32	10	50	8	8	0	4	200

TOTAL FG%	1st Half: 10-29 34.5%	2nd Half: 9-37 24.3%	Game: 28.8%
3-Pt. FG%	1st Half: 3-13 23.1%	2nd Half: 3-13 23.1%	Game: 23.1%
F Throw %	1st Half: 4-7 57.1%	2nd Half: 2-2 100%	Game: 66.7%

Tennessee (14-7, 3-5)			FG	3PT	FT	REBS	PF	TP	A	TO	Bl	St	Min
00	Davis,Rennia	f	8-12	1-1	2-2	2-8-10	1	19	2	5	0	1	34
15	Green,Cheridene	f	4-6	0-0	7-10	6-4-10	3	15	0	2	1	0	23
11	Kushkituah,K.	c	3-4	0-0	0-0	0-6-6	0	6	0	1	0	0	21
02	Westbrook,Evina	g	3-12	2-7	0-0	0-2-2	2	8	7	2	0	3	32
14	Green,Zaay	g	2-8	1-2	0-0	0-5-5	3	5	4	2	0	1	23
04	Collins,Mimi		3-5	0-0	0-0	2-4-6	3	6	1	4	0	0	20
05	Harris,Kamera		0-0	0-0	0-0	0-0-0	1	0	0	0	1	0	3
10	Jackson,Meme		2-6	0-3	0-0	0-0-0	0	4	1	0	0	0	17
12	Burrell,Rae		0-1	0-0	2-2	0-3-3	0	2	1	0	0	0	10
13	Massengill,Jazmine		1-4	0-0	0-0	1-4-5	1	2	2	0	0	0	17
	TEAM					0-1-1							
	Totals.....		26-58	4-13	11-14	11-37-48	14	67	18	16	2	5	200

TOTAL FG%	1st Half: 16-31 51.6%	2nd Half: 10-27 37.0%	Game: 44.8%
3-Pt. FG%	1st Half: 3-5 60.0%	2nd Half: 1-8 12.5%	Game: 30.8%
F Throw %	1st Half: 4-6 66.7%	2nd Half: 7-8 87.5%	Game: 78.6%

Officials: Tina Napier, William Smith, Meadow Overstreet
Technical fouls: Florida-None. Tennessee-None.
Attendance: 6233

Score by Periods	1st	2nd	3rd	4th	Total
Florida	8	19	9	14	50
Tennessee	24	15	13	15	67

Points in the paint-UT 22,UT 28. Points off turnovers-UT 16,UT 8.
2nd chance points-UF 4,UT 13. Fast break points-UF 9,UT 4.
Bench points-UF 11,UT 14. Score tied-1 time. Lead changed-0 times.
Last FG-UF 4th-01:10, UT 4th-00:10.
Largest lead-UF None, UT by 18 2nd-09:20.
UF led for 00:00. UT led for 38:13. Game was tied for 01:47.

KNOXVILLE, Tenn. – Sophomore Rennia Davis and redshirt senior forward Cheridene Green each posted double-doubles to propel Tennessee to victory over Florida in Thompson-Boling Arena, 67-50.

Davis ended the day as Tennessee's (14-7, 3-5 SEC) leading scorer with a game-high 19 points and 10 rebounds, while Green posted a season-high-tying 15 points and 10 rebounds. All five starters scored in the first quarter for the Lady Vols and combined to finish with 53 of the team's 67 points as UT won its second straight contest.

The Gators (5-16, 1-7 SEC) were led by redshirt senior guard Funda Nakkasoglu, who finished with 18 points, three rebounds and an assist in the contest. Sophomore Kiara Smith recorded double-digits points, notching 11 in the scoring column along with three rebounds.

The Lady Vols forced the Gators into a scoring drought of 2:01 in the first quarter and held a 15-4 advantage at the 3:07 mark of the first period. Tennessee went on a 9-4 run to end the quarter, knocking down all of its three-point attempts in the frame (3-of-3). Evina Westbrook dropped in two consecutive triples, giving the Lady Vols a 21-6 advantage at the 1:32 mark in the first period. The Big Orange hit four-straight shots over the rest of the period, taking a 24-8 advantage over the Gators after Rennia Davis hit a last-second three-point shot to end the quarter.

Florida finished the second period strong, as it went on a 6-0 run over the last 1:15 of the first half and outscored the Lady Vols 19-15 in the quarter. Tennessee went into halftime up 39-27.

Senior guard Meme Jackson made her return to the court to a standing ovation after missing the past two games with an ankle injury at the 1:42 mark in the first quarter. Jackson scored on a floater in the lane with 3:17 in the second period, and she followed the shot up several possessions later with a step-back jumper, extending the Lady Vols' lead to 39-21 with 1:51 remaining in the first half. The 18-point advantage tied the biggest lead for the Big Orange in the first two quarters.

Cheridene Green controlled the pace for the Lady Vols in the final quarter, as she tallied six points and five rebounds. Tennessee outscored the Gators 15-14 and never led by less than 13 points.

Davis was consistent throughout the game for the Lady Vols, scoring nine of her points in the first half and pitching in 10 in the final 20 minutes. Westbrook was an efficient facilitator in the contest, recording seven assists to only two turnovers. The Lady Vols finished the contest shooting 79 percent from the free throw line (11-14).

Cheridene Green collected six offensive rebounds and helped UT capture a 13-4 advantage in second-chance points in the contest. Tennessee had assists on 18 of its 26 field goals in the game, which equaled 69 percent of the total makes.

The Big Orange held an 18-8 advantage in assists, 5-4 in steals and 2-0 in blocks. UT also outscored Florida's bench, 14-11.

GAME 22

UT at Vanderbilt // Feb. 3, 2019

Tennessee (15-7, 4-5)			FG	3PT	FT	REBS	PF	TP	A	TO	Bl	St	Min
00	Davis,Rennia	f	6-15	0-2	5-6	2-10-12	3	17	2	0	2	0	36
15	Green,Cheridene	f	2-5	0-0	0-1	4-3-7	4	4	0	1	0	0	15
11	Kushkituah,K.	c	4-7	0-0	0-0	3-3-6	5	8	0	2	0	0	14
02	Westbrook,Evina	g	6-16	2-4	4-4	2-2-4	4	18	5	2	0	1	32
14	Green,Zaay	g	3-10	0-2	1-2	5-6-11	2	7	1	2	0	0	31
04	Collins,Mimi		3-5	0-0	4-6	2-3-5	3	10	0	0	0	1	12
05	Harris,Kamera		0-0	0-0	1-2	0-0-0	1	1	0	1	0	0	2
10	Jackson,Meme		5-16	1-5	6-6	2-2-4	3	17	2	2	0	2	35
12	Burrell,Rae		0-1	0-0	0-0	1-1-2	1	0	0	0	0	0	6
13	Massengill,Jazmine		0-1	0-0	0-0	0-2-2	2	0	3	1	0	1	17
	TEAM					2-1-3							
	Totals.....		29-76	3-13	21-27	23-33-56	28	82	13	11	2	5	200

TOTAL FG%	1st Half: 16-44 36.4%	2nd Half: 13-32 40.6%	Game: 38.2%
3-Pt. FG%	1st Half: 2-7 28.6%	2nd Half: 1-6 16.7%	Game: 23.1%
F Throw %	1st Half: 1-3 33.3%	2nd Half: 20-24 83.3%	Game: 77.8%

Vanderbilt (6-16, 1-8)			FG	3PT	FT	REBS	PF	TP	A	TO	Bl	St	Min
24	NEWBY, Autumn	f	4-9	0-0	3-4	2-3-5	2	11	0	1	0	0	28
34	FASOULA, Mariella	f	5-9	0-0	6-6	0-8-8	4	16	1	4	1	1	36
10	WALKER, Cierra	g	2-6	2-5	0-0	0-1-1	1	6	0	3	0	2	37
30	CARTER, LEALEA	g	2-11	0-0	4-4	1-4-5	4	8	1	1	0	0	31
35	CLEMONS-GREEN, K.	g	3-4	1-1	0-0	0-4-4	3	7	1	1	0	1	22
02	HALL, Chelsie		3-12	0-0	5-7	2-2-4	4	11	4	1	0	0	22
03	CAMBRIDGE, Jordyn		0-1	0-1	0-0	0-0-0	1	0	1	0	0	0	5
15	ALEXANDER, Brinae		1-4	0-1	4-6	1-2-3	2	6	1	0	0	0	19
	TEAM					0-1-1				1			
	Totals.....		20-56	3-8	22-27	6-25-31	21	65	9	12	1	4	200

TOTAL FG%	1st Half: 9-28 32.1%	2nd Half: 11-28 39.3%	Game: 35.7%
3-Pt. FG%	1st Half: 1-3 33.3%	2nd Half: 2-5 40.0%	Game: 37.5%
F Throw %	1st Half: 7-8 87.5%	2nd Half: 15-19 78.9%	Game: 81.5%

Officials: Scott Yarborough, Metta Roberts, Eric Koch
Technical fouls: Tennessee-None. Vanderbilt-None.
Attendance: 3815

Score by Periods	1st	2nd	3rd	4th	Total
Tennessee	16	19	18	29	82
Vanderbilt	10	16	23	16	65

Points in the paint-UT 42,VANDY 30. Points off turnovers-UT 18,VANDY 9.
2nd chance points-UT 20,VANDY 7. Fast break points-UT 14,VANDY 4.
Bench points-UT 28,VANDY 17. Score tied-0 times. Lead changed-2 times.
Last FG-UT 4th-00:32, VANDY 4th-00:17.
Largest lead-UT by 19 4th-00:32, VANDY by 1 1st-05:09.
UT led for 37:30. VANDY led for 01:02. Game was tied for 01:28.

NASHVILLE, Tenn. – The Lady Vols went 17-of-20 from the free throw line in the fourth quarter to secure their third straight victory, defeating rival Vanderbilt, 82-65, in Memorial Gymnasium.

Sophomore Evina Westbrook led UT (15-7, 4-5 SEC) in scoring with 18 points, followed closely by sophomore Rennia Davis and senior Meme Jackson who had 17 apiece. Davis posted 12 rebounds to record her second straight and sixth overall double-double of the season. Freshman Meme Collins also found her way into double digits for Tennessee with 10 points, eight of which came in the fourth quarter.

Vanderbilt (6-16, 1-8 SEC) was led by redshirt junior Mariella Fasoula who had 16 points, eight rebounds and went a perfect 6-of-6 from the free throw line. Chelsie Hall and Autumn Newby each had 11 for the Commodores.

The game got off to a rocky start with every member of Tennessee's starting lineup snagging a rebound before UT got its first bucket, which came off a 3-pointer by Westbrook a minute and a half into the first quarter. Davis followed that up with a jumper to put the Lady Vols up 5-0, but Vandy answered with a 6-0 run to lead 6-5 midway through the first stanza. UT closed out the period by scoring 10 points while holding the Commodores to two buckets, taking a 16-10 lead into the second quarter.

The teams traded baskets through the opening minutes of the second period until a Jackson 3-pointer kicked off a 7-0 run that put the Lady Vols up by 13 at 27-14 with five minutes remaining in the half. Vanderbilt closed out the quarter knocking down seven of eight free throws to outscore UT 12-8, cutting the deficit to nine at 35-26 by halftime.

Vandy scored the first four points of the third quarter before Meme Jackson knocked down back-to-back buckets to put Tennessee back up by nine with just under eight minutes remaining in the period. Tennessee then went cold from the floor, going without a field goal for 2:49 while the Commodores went 3-of-3 to cut the lead to three by the media timeout. Davis broke the drought for UT, scoring on the inbounds play, after which UT forced a five-second violation to get the ball back. Westbrook then knocked down back-to-back jumpers to put Tennessee up 48-39 with four minutes to play in the third. VU responded with a 6-0 spurt to close out the third stanza, entering the final 10 minutes only down four at 53-49.

The Commodores came out shooting in the fourth, with Kaleigh Clemons-Green knocking down a three and Hall converting on two free throws to pull Vandy within one with 6:24 left in the game. Kasiyahna Kushkituah, who sat out much of the game due to fouls, answered with a short jumper, kicking off a 10-0 UT run that put the Lady Vols up 67-56 with 4:48 to play. The Lady Vols would maintain the lead and hit 6-of-8 free throws in the final two minutes to claim their 10th consecutive victory over Vandy.

GAME 23

UT at #6/6 Mississippi St. // Feb. 10, 2019

Tennessee (15-8, 4-6)			FG	3PT	FT	REBS	PF	TP	A	TO	Bl	St	Min
15	Green,Cheridene	f	3-4	0-0	0-0	2-5-7	2	6	2	2	3	1	35
11	Kushkituah,K.	c	0-1	0-0	2-2	0-0-0	4	2	0	2	0	0	14
00	Davis,Rennia	g	13-22	3-6	0-0	0-6-6	4	29	2	3	1	2	38
13	Massengill,Jazmine	g	2-6	0-0	2-2	0-3-3	3	6	2	2	0	0	30
14	Green,Zaay	g	6-13	1-3	0-0	0-1-1	5	13	1	5	1	1	27
04	Collins,Mimi		0-0	0-0	0-2	1-0-1	1	0	0	0	0	0	6
05	Harris,Kamera		0-1	0-0	0-0	2-0-2	1	0	0	0	0	0	9
10	Jackson,Meme		1-5	1-4	4-4	1-3-4	1	7	2	3	0	0	28
12	Burrell,Rae		0-3	0-0	0-0	1-2-3	0	0	0	0	0	0	13
	TEAM					1-2-3				1			
	Totals.....		25-55	5-13	8-10	8-22-30	21	63	9	18	5	4	200

TOTAL FG%	1st Half: 14-29 48.3%	2nd Half: 11-26 42.3%	Game: 45.5%
3-Pt. FG%	1st Half: 4-8 50.0%	2nd Half: 1-5 20.0%	Game: 38.5%
F Throw %	1st Half: 2-2 100%	2nd Half: 6-8 75.0%	Game: 80.0%

Mississippi St. (22-1, 10-0)			FG	3PT	FT	REBS	PF	TP	A	TO	Bl	St	Min
05	Anriel Howard	f	7-15	2-6	0-0	0-11-11	4	16	2	2	0	0	40-
15	Teaira McCowan	c	7-10	0-0	10-13	6-9-15	3	24	1	1	3	2	37
02	A.Espinoza-Hunte	g	4-13	3-9	0-0	0-0-0	1	11	0	0	0	1	32
10	Jazzmun Holmes	g	3-5	0-0	1-1	0-0-0	1	7	8	1	0	2	35
24	Jordan Danberry	g	10-15	0-1	0-2	1-0-1	2	20	4	0	0	1	31
01	Myah Taylor		0-3	0-1	0-0	0-0-0	0	0	1	1	0	0	5
04	Jessika Carter		0-0	0-0	0-0	0-1-1	0	0	0	1	0	0	3
11	Xaria Wiggins		0-0	0-0	0-0	0-0-0	0	0	0	1	0	0	2
23	Bre'Amber Scott		5-8	1-2	2-3	2-2-4	0	13	1	1	0	1	15
25	Zion Campbell		0-0	0-0	0-0	0-0-0	0	0	0	0	0	0	0+
	TEAM					6-0-6							
	Totals.....		36-69	6-19	13-19	15-23-38	11	91	17	8	3	7	200

TOTAL FG%	1st Half: 16-34 47.1%	2nd Half: 20-35 57.1%	Game: 52.2%
3-Pt. FG%	1st Half: 3-11 27.3%	2nd Half: 3-8 37.5%	Game: 31.6%
F Throw %	1st Half: 5-8 62.5%	2nd Half: 8-11 72.7%	Game: 68.4%

Officials: Cameron Inouye, Michael McConnell, Bill Larance
Technical fouls: Tennessee-None. Mississippi State-None.
Attendance: 10021

Score by Periods	1st	2nd	3rd	4th	Total
Tennessee	17	17	15	14	63
Mississippi State	25	15	21	30	91

Points in the paint-UT 30,MS 50. Points off turnovers-UT 5,MS 12.
2nd chance points-UT 2,MS 18. Fast break points-UT 6,MS 6.
Bench points-UT 7,MS 13. Score tied-4 times. Lead changed-2 times.
Last FG-UT 4th-00:12, MS 4th-00:21.
Largest lead-UT by 2 1st-06:32, MS by 30 4th-00:21.
UT led for 00:14. MS led for 37:57. Game was tied for 01:49.

STARKVILLE, Miss. – The Lady Vols scrapped to within three in the third quarter but couldn't overcome a No. 6 Mississippi State team that shot an impressive 52.2 percent on the day.

Tennessee (15-8, 4-6 SEC) was led by sophomore Rennia Davis, who fired in a season-high 29 points. Freshman Zaay Green also was in double figures with 13.

MSU's (22-1, 10-0 SEC) high scorer was senior Teaira McCowan, who logged a double-double with 24 points and 15 rebounds. Seniors Jordan Danberry and Anriel Howard also had big days for MSU, finishing with 20 and 16 points, respectively. Howard added 11 rebounds to claim a double-double on the afternoon.

The game got off to a fast start offensively with both teams scoring on their first two possessions. Mississippi State pulled ahead two and a half minutes into the contest with a 4-0 run, but freshman Jazmine Massengill answered by knocking down an eight-foot jumper in traffic and Zaay Green followed it up with a trey to tie the game at nine all. The teams kept it close through the first seven minutes, but the Bulldogs closed out the quarter with a 9-2 run to take a 25-17 lead into the second period.

MSU continued its run in the second quarter with a Jazzmun Holmes three-point play, but the Lady Vols rallied back with four quick points courtesy of Davis and Cheridene Green. With 7:23 remaining in the half, Davis knocked down a three to cut State's lead to six, then Meme Jackson converted on two free throws on the following possession to make it 30-26. The teams traded buckets before MSU went on a 6-0 spree to stretch its lead to 10 with just over a minute remaining in the half, but Davis and Jackson each knocked down threes in the final minute to cut the deficit to six at 40-34 going into the break.

Tennessee went a perfect four of four from the free throw line and converted on back-to-back layups to pull within three at 47-44 at the 6:09 mark. MSU answered with an 8-3 run to stretch the lead to eight with 2:57 to play in the period. The Bulldogs went on to build that lead to 12, taking a 61-49 lead into the final stanza.

MSU opened the fourth going four of five from the floor while UT went cold, hitting just one of three in the opening two minutes. That trend continued with the Bulldogs shooting a scorching 66.7 percent en route to 30 fourth-quarter points while Tennessee was held to only 14 points on 37.5 percent shooting in dropping its first game in four outings.

GAME 24

UT vs. Auburn // Feb. 14, 2019

Auburn (18-7, 6-6)			FG	3PT	FT	REBS	PF	TP	A	TO	Bl	St	Min
20	Thompson,Unique	f	6-10	0-0	0-2	6-7-13	2	12	1	1	1	0	36
24	Howard,Erin	f	1-4	1-3	0-0	0-2-2	3	3	2	2	0	0	31
00	Alexander,Daisa	g	9-22	4-10	0-0	0-2-2	3	22	3	1	0	4	35
23	Primm,Crystal	g	2-9	0-0	0-0	3-1-4	1	4	2	3	0	0	25
33	McKay,Janiah	g	5-11	0-3	2-3	0-1-1	1	12	1	2	0	1	34
01	Benton,Robyn		3-5	1-2	0-0	0-0-0	2	7	1	1	0	2	14
03	Sanders,Erica		0-3	0-1	0-0	0-2-2	2	0	1	0	0	1	12
04	Jackson,Abigayle		1-1	0-0	0-0	0-1-1	5	2	0	2	1	0	9
10	White,Kiyae'		0-0	0-0	0-0	0-1-1	0	0	0	1	0	0	4
	TEAM					1-3-4							
	Totals.....		27-65	6-19	2-5	10-20-30	19	62	11	13	2	8	200

TOTAL FG%	1st Half: 14-33 42.4%	2nd Half: 13-32 40.6%	Game: 41.5%
3-Pt. FG%	1st Half: 4-13 30.8%	2nd Half: 2-6 33.3%	Game: 31.6%
F Throw %	1st Half: 0-0 0.0%	2nd Half: 2-5 40.0%	Game: 40.0%

Tennessee (16-8, 5-6)			FG	3PT	FT	REBS	PF	TP	A	TO	Bl	St	Min
00	Davis,Rennia	f	5-13	1-1	4-4	3-7-10	2	15	1	1	0	2	40
15	Green,Cheridene	f	6-10	0-0	4-6	5-6-11	2	16	0	0	0	4	30
02	Westbrook,Evina	g	1-11	1-5	6-6	0-5-5	1	9	10	4	0	1	36
10	Jackson,Meme	g	2-6	2-5	0-0	0-2-2	0	6	3	1	0	2	34
14	Green,Zaay	g	12-16	1-2	0-0	5-2-7	1	25	1	2	0	1	34
04	Collins,Mimi		0-2	0-0	0-0	0-1-1	0	0	0	2	0	0	4
05	Harris,Kamera		0-0	0-0	0-0	0-0-0	1	0	0	0	0	0	3
11	Kushkituah,K.		0-2	0-0	0-0	3-0-3	0	0	1	0	0	0	10
12	Burrell,Rae		0-1	0-0	0-0	0-0-0	0	0	0	0	0	0	4
13	Massengill,Jazmine		1-2	0-0	0-0	1-1-2	1	2	0	2	0	0	5
	TEAM					0-4-4							
	Totals.....		27-63	5-13	14-16	17-28-45	8	73	16	12	0	10	200

TOTAL FG%	1st Half: 11-33 33.3%	2nd Half: 16-30 53.3%	Game: 42.9%
3-Pt. FG%	1st Half: 3-7 42.9%	2nd Half: 2-6 33.3%	Game: 38.5%
F Throw %	1st Half: 2-2 100%	2nd Half: 12-14 85.7%	Game: 87.5%

Officials: Dee Kantner, Eric Brewton, Amy Bonner
Technical fouls: Auburn-None. Tennessee-None.
Attendance: 7547

Score by Periods	1st	2nd	3rd	4th	Total
Auburn	18	14	10	20	62
Tennessee	18	9	22	24	73

Points in the paint-AU 32,UT 32. Points off turnovers-AU 12,UT 13.
2nd chance points-AU 11,UT 16. Fast break points-AU 10,UT 10.
Bench points-AU 9,UT 2. Score tied-5 times. Lead changed-5 times.
Last FG-AU 4th-00:01, UT 4th-02:02.
Largest lead-AU by 7 2nd-01:00, UT by 13 4th-04:18.
AU led for 10:40. UT led for 21:48. Game was tied for 07:30.

KNOXVILLE, Tenn. -- Freshman guard Zaay Green logged 19 of her career-high 25 points in the second half, powering Tennessee past Auburn, 73-62, in Thompson-Boling Arena.

The triumph gave UT a season sweep of the Tigers (18-7, 6-6 SEC). The Big Orange (16-8, 5-6 SEC) had won at AU in the SEC opener back on Jan. 3, 78-69.

The Lady Vols recorded their third-straight home win, as the duo of senior Cheridene Green (16 points and 11 rebounds) and sophomore Rennia Davis (15 points and 10 rebounds) each tallied double-doubles on the evening. Sophomore Evina Westbrook, meanwhile, dished out 10 assists and added nine points and five rebounds in the victory.

Junior guard Daisa Alexander led Auburn with 22 points. Sophomore Unique Thompson paced the Tigers on the boards with a double-double of 12 points and 13 rebounds, while Janiah McKay also chipped in 12 points.

A deep ball from Westbrook gave the Lady Vols their first lead of the game at the 7:39 mark of the first quarter at 7-5. Tennessee forced four turnovers over the next two minutes and shot 5-of-7 from the field to take a 15-11 lead with four minutes left to play in the opening stanza. Auburn stormed back with a 7-0 run and a 3-pointer to knot things up at the end of the quarter, 18-all. Each member of the Lady Vol starting five notched three or more points during the game's 10 minutes.

Each team started 1-of-7 from the floor to begin the second quarter, as things were tied at 23-23 with five minutes remaining until the half. A pair of quick buckets from the Tigers helped them regain a four-point lead, 25-23, as Tennessee suffered a two-minute scoring dry spell. The Tigers ended up taking a 32-27 advantage into the locker room.

Zaay Green recorded 10 points in the first six minutes of the third quarter to power a 14-3 Tennessee run and give the Lady Vols a 39-35 lead. Tennessee, meanwhile, locked down the Auburn offense, holding it to 1-of-9 shooting from the floor to begin the second half. Zaay Green and Davis combined for 16 of the Lady Vols' 22 points in the third quarter, as the Tigers shot below 30 percent from the floor while scoring 10 points. As a result, UT took a 49-42 lead into the final frame.

Meme Jackson kept the Lady Vols' hot streak going with a deep 3-pointer to kick off Tennessee's fourth-quarter scoring. The Tigers didn't register their first points of the period until after more than two minutes had gone by. The Lady Vols continued applying pressure with a 10-2 run to give them a 64-51 lead (their largest of the game) with four minutes remaining. Auburn kept fighting, but a 3-pointer from Zaay Green with two minutes left pushed the lead back to 71-60 and dashed any hopes of an AU comeback.

GAME 25

Tennessee at #RV/RV Missouri // Feb. 17, 2019

Tennessee (17-8, 6-6)		FG	3PT	FT	REBS	PF	TP	A	TO	Bl	St	Min
00 Davis,Rennia	*	6-12	2-5	2-2	2-9-11	3	16	2	2	0	1	40
02 Westbrook,Evina	*	6-20	1-4	5-7	5-3-8	3	18	6	1	0	1	37
10 Jackson,Meme	*	2-5	0-2	0-0	1-1-2	3	4	0	1	0	0	24
14 Green,Zaay	*	3-6	0-1	0-0	0-2-2	2	6	1	3	1	0	27
15 Green,Cheridene	*	3-5	0-0	0-0	3-0-3	4	6	0	2	0	0	21
04 Collins,Mimi		5-7	1-2	0-0	3-3-6	1	11	0	0	0	0	20
11 Kushkituah,K.		0-2	0-0	0-0	1-1-2	0	0	0	0	0	0	9
12 Burrell,Rae		0-4	0-2	1-2	1-2-3	2	1	0	1	0	1	10
13 Massengill,Jazmine		0-2	0-0	0-0	1-1-2	1	0	0	0	0	0	12
TEAM					0-2-2							
Totals.....		25-63	4-16	8-11	17-24-41	19	62	9	10	1	3	200

TOTAL FG% 1st Half: 13-35 37.1% 2nd Half: 12-28 42.9% Game: 39.7%
3-Pt. FG% 1st Half: 1-10 10.0% 2nd Half: 3-6 50.0% Game: 25.0%
F Throw % 1st Half: 3-5 60.0% 2nd Half: 5-6 83.3% Game: 72.7%

Missouri (19-8, 8-5)		FG	3PT	FT	REBS	PF	TP	A	TO	Bl	St	Min
03 Cunningham, Sophie	*	5-15	1-8	2-2	0-4-4	3	13	2	2	0	1	40
05 Aldridge, Lauren	*	2-4	1-2	0-0	0-2-2	3	5	1	1	0	0	33
21 Porter, Cierra	*	6-7	0-0	1-1	4-5-9	3	13	4	0	1	1	31
22 Roundtree, Jordan	*	1-2	1-1	0-0	0-1-1	0	3	1	0	0	0	11
23 Smith, Amber	*	6-14	1-3	1-1	3-2-5	2	14	1	3	0	0	28
02 Levy, Akira		1-7	0-2	2-3	0-2-2	1	4	4	1	0	0	28
11 Troup, Haley		1-1	1-1	0-0	0-2-2	0	3	0	1	0	0	10
13 Schuchts, Hannah		1-3	1-2	0-0	1-1-2	1	3	0	2	2	0	8
24 Chavis, Jordan		0-0	0-0	0-0	0-0-0	0	0	0	0	0	0	2
34 Tahane, Emmanuelle		0-2	0-0	2-2	0-1-1	0	2	0	1	0	0	9
TEAM					0-2-2							
Totals.....		23-55	6-19	8-9	8-22-30	13	60	13	11	3	2	200

TOTAL FG% 1st Half: 10-26 38.5% 2nd Half: 13-29 44.8% Game: 41.8%
3-Pt. FG% 1st Half: 3-10 30.0% 2nd Half: 3-9 33.3% Game: 31.6%
F Throw % 1st Half: 8-9 88.9% 2nd Half: 0-0 0.0% Game: 88.9%

Officials: Scott Yarbrough, Brian Garland, Karen Preato
Technical fouls: Tennessee-None. Missouri-None.
Attendance: 8559

Score by Periods	1st	2nd	3rd	4th	Total
Tennessee	22	8	18	14	62
Missouri	21	10	18	11	60

Points in the paint-UT 22,MU-W 30. Points off turnovers-UT 10,MU-W 12.
2nd chance points-UT 22,MU-W 9. Fast break points-UT 4,MU-W 0.
Bench points-UT 12,MU-W 12. Score tied-9 times. Lead changed-17 times.
Last FG-UT 4th-01:28, MU-W 4th-01:09.
Largest lead-UT by 7 1st-03:09, MU-W by 4 4th-09:26.
UT led for 18:14. MU-W led for 14:15. Game was tied for 07:31.

COLUMBIA, Mo. -- Tennessee earned a hard-fought victory over RV/RV Missouri on Sunday, coming from four points down in the final stanza to claim a 62-60 triumph in front of a crowd of 8,559 in Mizzou Arena.

Sophomore point guard Evina Westbrook led UT (17-8, 6-6 SEC) with 18 points and six assists, while sophomore forward Rennia Davis logged her 17th career double-double with 16 points and 11 rebounds. Freshman forward Meme Collins also found her way into double digits, tying her career high of 11 points while adding six rebounds.

MU (19-8, 8-5 SEC) was led by Amber Smith with 14 points and five rebounds. Sophie Cunningham and Cierra Porter were close behind with 13 apiece.

The sophomores got things started for the Lady Vols with Davis and Westbrook combining for UT's first seven points. Westbrook gave Tennessee its first lead of the game, converting on an old-fashioned three-point play to put UT up 7-5 just over three minutes into the quarter. The Tigers tied it up on the following possession before senior Meme Jackson kicked off a six-point run that gave UT a 13-7 lead by the 5:33 mark. The Lady Vols maintained a seven-point lead until Mizzou closed out the quarter with a 6-0 run of its own to pull within one at 22-21 by the end of the period.

With Jackson, Zaay Green and Cheridene Green in foul trouble, UT started the second period with all freshmen and sophomores on the court. Cunningham knocked down a layup to give Missouri a one-point lead to start the second stanza, but freshman Rae Burrell converted on a free throw on the following possession to tie it at 23-all. Both teams struggled offensively in the following minutes, but Collins knocked down two baskets to give Tennessee a one-point advantage at the media timeout as UT led 27-26 with 3:54 remaining in the half. UT maintained a one-point lead until a foul on a half-court heave at the buzzer gave Mizzou's Akira Levy three free throws, of which she hit two, to give the Tigers a 31-30 lead at the break.

There were five lead changes in the opening two minutes of the second half before UT mounted a six-point run to lead 41-36 by the 6:29 mark. Mizzou answered with a 6-0 run of its own, taking the lead at 43-42 off a Cunningham layup with just over two minutes remaining in the quarter. The teams traded buckets through the end of the period with Tennessee entering the final stanza down 49-48.

The Tigers led for the first five and a half minutes of the final frame before Davis knocked down a three to put UT up by one at 55-54. Davis again came up clutch, knocking down two free throws with 52 seconds to play to put the Lady Vols up 62-60. Levy got off a 3-pointer that would have given Missouri the lead with two seconds remaining, but it came up short and UT ran out the clock to win 62-60.

GAME 26

Tennessee at #21/22 Texas A&M // Feb. 21, 2019

Tennessee (17-9, 6-7)		FG	3PT	FT	REBS	PF	TP	A	TO	Bl	St	Min
00 Davis,Rennia	*	5-13	0-3	0-0	2-2-4	1	10	0	3	0	1	29
02 Westbrook,Evina	*	7-16	2-3	1-2	0-2-2	2	17	5	3	0	0	29
10 Jackson,Meme	*	2-7	0-2	0-0	1-2-3	1	4	3	0	0	1	26
14 Green,Zaay	*	4-14	1-4	0-0	0-2-2	4	9	3	0	0	0	26
15 Green,Cheridene	*	5-9	0-0	1-4	6-6-12	3	11	1	4	0	0	26
04 Collins,Mimi		2-3	1-2	0-0	3-6-9	4	5	2	0	0	0	20
05 Harris,Kamera		0-0	0-0	0-0	0-0-0	0	0	0	0	0	0	1
11 Kushkituah,K.		1-4	0-0	2-2	0-4-4	2	4	0	2	0	1	13
12 Burrell,Rae		1-4	0-1	0-0	1-0-1	1	2	0	0	0	0	12
13 Massengill,Jazmine		0-2	0-0	0-0	2-2-4	0	0	4	0	0	0	18
TEAM					2-1-3							
Totals.....		27-72	4-15	4-8	17-27-44	18	62	18	12	0	3	200

TOTAL FG% 1st Half: 13-33 39.4% 2nd Half: 14-39 35.9% Game: 37.5%
3-Pt. FG% 1st Half: 1-5 20.0% 2nd Half: 3-10 30.0% Game: 26.7%
F Throw % 1st Half: 3-7 42.9% 2nd Half: 1-1 100% Game: 50.0%

Texas A&M (20-6, 9-4)		FG	3PT	FT	REBS	PF	TP	A	TO	Bl	St	Min
03 Carter, Chennedy	*	12-26	0-6	4-5	0-4-4	2	28	2	2	0	3	38
04 Washington, Shambria	*	4-7	1-3	2-3	0-5-5	1	11	7	1	0	1	39
11 Wells, Kayla	*	10-15	5-8	4-4	0-4-4	1	29	2	1	0	0	39
31 Jones, N'dea	*	2-7	0-0	0-2	4-6-10	2	4	1	2	1	1	35
40 Johnson, Ciera	*	3-6	0-0	0-1	3-5-8	4	6	0	0	0	0	21
00 Ellison, Aja		0-0	0-0	1-2	1-1-2	0	1	0	0	0	0	2
01 Jackson, Aahliyah		0-0	0-0	0-0	0-0-0	0	0	0	0	0	0	1
12 Rael-Whitsitt, Cheah		0-1	0-0	0-0	0-0-0	0	0	0	0	0	0	3
14 Walton, Jada		0-1	0-0	0-0	0-1-1	1	0	0	1	0	0	3
15 Williams, Jasmine		0-0	0-0	0-0	0-0-0	0	0	0	0	0	0	1
34 Martin, Caylinne		0-2	0-0	0-0	0-2-2	0	0	0	2	0	1	18
TEAM					2-3-5							
Totals.....		31-65	6-17	11-17	10-31-41	11	79	12	9	1	6	200

TOTAL FG% 1st Half: 14-36 38.9% 2nd Half: 17-29 58.6% Game: 47.7%
3-Pt. FG% 1st Half: 5-14 35.7% 2nd Half: 1-3 33.3% Game: 35.3%
F Throw % 1st Half: 2-5 40.0% 2nd Half: 9-12 75.0% Game: 64.7%

Officials: Beverly Roberts, Felicia Grinter, Ed Sidlasky
Technical fouls: Tennessee-None. Texas A&M-None.
Attendance: 3789

Score by Periods	1st	2nd	3rd	4th	Total
Tennessee	16	14	12	20	62
Texas A&M	17	18	27	17	79

Points in the paint-UT 38,TAMU 24. Points off turnovers-UT 10,TAMU 19.
2nd chance points-UT 6,TAMU 9. Fast break points-UT 10,TAMU 10.
Bench points-UT 11,TAMU 1. Score tied-4 times. Lead changed-6 times.
Last FG-UT 4th-00:11, TAMU 4th-01:48.
Largest lead-UT by 3 1st-03:41, TAMU by 23 4th-04:28.
UT led for 03:15. TAMU led for 32:40. Game was tied for 03:53.

COLLEGE STATION, Texas – Tennessee outscored No. 21/22 Texas A&M 20-17 in the fourth quarter, but it wasn't enough to overcome an Aggies team that scored 27 points on nearly 70-percent shooting in the third quarter to send the Lady Vols to a 79-62 setback in Reed Arena.

UT (17-9, 6-7 SEC) was led in scoring by sophomore guard Evina Westbrook who had 17 points and five assists. Senior forward Cheridene Green posted a double-double with 11 points and 12 rebounds, and Rennia Davis also managed double digits, finishing the day with 10 points.

Kayla Wells was the high scorer for Texas A&M (20-6, 9-4 SEC) with 29 points. Chennedy Carter was close behind with 28 points, while Shambria Washington had 11.

Texas native Zaay Green got off to a hot start, scoring UT's first four points to give the Lady Vols their first lead of the game at 4-2. Both teams struggled from the floor in the opening minutes, combining for just 14 points by the 3:49 mark when UT led 8-6. Tennessee maintained its lead until Carter converted on an old-fashioned three-point play to put the Aggies up by three at 17-14 with just over a minute to play. Cheridene Green, though, knocked down a short jumper in traffic to cut the lead to one by the end of the first.

Wells hit two 3-pointers and Carter knocked down two jumpers to put A&M up 29-23 at the 6:18 mark, but Mimi Collins answered with back-to-back buckets to cut the lead to one with just over three minutes remaining in the half. Wells responded by knocking down her third trey of the quarter to put the Aggies back up by four before Cheridene Green nailed a jumper to cut the deficit to two with 1:45 to play. In the closing seconds Zaay Green narrowly missed a 10-foot jumper that would have tied the game at 32 all, and Washington capitalized, knocking down a three at the buzzer to put Texas A&M up 35-30 at the half.

Davis scored the first bucket of the second half to put the Lady Vols within three, but the Aggies mounted a 6-0 run to lead by nine at the 7:51 mark. Jackson answered by knocking down a jumper on the fast break, but A&M then scored eight unanswered points to go up 49-34 with 4:57 left in the quarter. The Aggies went on to ride a nearly 70-percent shooting percentage in the third quarter to a 62-42 lead entering the final stanza.

After A&M knocked down the initial basket of the fourth, the Lady Vols put together a 6-0 run to pull within 15 with just under eight minutes left in the game. The Aggies responded with Johnson and Carter combining to stretch the lead to 23. Westbrook knocked down eight points in the final five minutes, but it wasn't enough to turn the tables.

GAME 27

UT vs. # 13/13 South Carolina // Feb. 24, 2019

South Carolina (20-7, 12-2)			FG	3PT	FT	REBS	PF	TP	A	TO	Bl	St	Min
35	Jennings,Alexis	f	7-9	0-0	1-2	1-6-7	2	15	1	3	3	1	32
01	Cuevas-Moore,B.	g	9-18	4-7	6-8	0-2-2	1	28	1	0	0	4	39
04	Cliney,Doniyah	g	5-9	2-2	4-4	3-3-6	2	16	1	0	1	1	38
10	Jackson,Bianca	g	2-4	0-1	0-0	2-2-4	0	4	0	0	0	0	26
52	Harris,Tyasha	g	5-19	0-7	1-2	0-7-7	1	11	14	1	0	4	38
03	Henderson,Destanni		0-0	0-0	0-0	0-0-0	0	0	0	0	0	0	2
05	Saxton,Victaria		0-0	0-0	0-0	0-0-0	0	0	0	0	0	0	0
21	Herbert Harrigan,M		4-11	0-1	0-0	1-4-5	1	8	0	2	4	0	25
	TEAM					4-0-4							
	Totals.....		32-70	6-18	12-16	11-24-35	7	82	17	6	8	10	200

TOTAL FG%	1st Half: 18-40 45.0%	2nd Half: 14-30 46.7%	Game: 45.7%
3-Pt. FG%	1st Half: 4-13 30.8%	2nd Half: 2-5 40.0%	Game: 33.3%
F Throw %	1st Half: 3-4 75.0%	2nd Half: 9-12 75.0%	Game: 75.0%

Tennessee (17-10, 6-8)			FG	3PT	FT	REBS	PF	TP	A	TO	Bl	St	Min
00	Davis,Rennia	f	6-14	1-1	2-2	5-4-9	3	15	2	4	0	1	38
15	Green,Cheridene	f	5-11	0-0	1-1	5-4-9	4	11	0	1	0	0	26
02	Westbrook,Evina	g	4-13	0-1	2-2	0-3-3	3	10	1	5	0	1	30
10	Jackson,Meme	g	3-8	0-1	0-0	0-0-0	0	6	2	2	0	0	18
14	Green,Zaay	g	5-8	0-0	2-2	0-3-3	3	12	2	1	1	1	37
04	Collins,Mimi		1-3	0-0	0-0	0-3-3	3	2	0	1	0	0	13
11	Kushkituah,Kasiyahna		0-2	0-0	0-0	0-2-2	0	0	1	0	0	0	8
12	Burrell,Rae		3-7	0-0	1-2	1-3-4	0	7	0	0	0	1	20
13	Massengill,Jazmine		2-2	0-0	0-0	1-3-4	0	4	0	2	0	0	10
	TEAM					3-4-7							
	Totals.....		29-68	1-3	8-9	15-29-44	16	67	8	16	1	4	200

TOTAL FG%	1st Half: 12-32 37.5%	2nd Half: 17-36 47.2%	Game: 42.6%
3-Pt. FG%	1st Half: 1-2 50.0%	2nd Half: 0-1 0.0%	Game: 33.3%
F Throw %	1st Half: 2-3 66.7%	2nd Half: 6-6 100%	Game: 88.9%

Officials: Mark Zentz, Amy Bonner, Bryan Enterline
Technical fouls: South Carolina-None. Tennessee-None.
Attendance: 9448

Score by Periods	1st	2nd	3rd	4th	Total
South Carolina	27	16	17	22	82
Tennessee	11	16	24	16	67

Points in the paint-SC 50,UT 46. Points off turnovers-SC 17,UT 3.
2nd chance points-SC 9,UT 19. Fast break points-SC 16,UT 4.
Bench points-SC 8,UT 13. Score tied-0 times. Lead changed-0 times.
Last FG-SC 4th-00:49, UT 4th-01:59.
Largest lead-SC by 20 2nd-08:37, UT None.
SC led for 38:44. UT led for 00:00. Game was tied for 00:39.

KNOXVILLE, Tenn. -- A combined 18 second-half points from the sophomore duo of Rennia Davis and Evina Westbrook was not enough for the Lady Vols to complete a frantic comeback against No. 13-ranked South Carolina, which notched an 82-67 win at Thompson-Boling Arena.

Tennessee (17-10, 6-8 SEC) cut the Gamecocks' lead down to seven points twice in the second half despite a 16-point deficit at the half.

In the loss, four Lady Vols recorded double-digit points on the afternoon: Davis (15), Zaay Green (12), Cheridene Green (11) and Westbrook (10). Freshman Rae Burrell added seven points from the bench, as Davis and Cheridene Green led Tennessee on the glass with nine rebounds apiece.

The Gamecocks (20-7, 12-2 SEC) were propelled by a 28-point performance from redshirt senior guard Bianca Cuevas-Moore, who connected on 3-of-7 shots from beyond-the-arc. Three additional players tallied over 10 points for South Carolina, with junior Tyasha Harris leading the pack with a double-double of 11 points and 14 assists.

Cheridene Green dominated the post early on, scoring all five of the Lady Vols' points to kick off the game. The Gamecocks, however, shot nearly 60 percent from the floor and tallied 10 fast break points early to take a 20-11 lead with three minutes remaining in the first quarter. South Carolina rode a 16-2 run in the final three minutes of play, extending their lead to 27-11 going into the second quarter.

The Gamecocks stretched their lead to 20 points after a 3-pointer at the 8:37 mark, as the Lady Vols shot 2-of-7 from the floor to start the second quarter. Davis powered Tennessee back by logging five quick points to cut the South Carolina lead to 15 points with three minutes left to play in the half. Still, the Lady Vols faced a 43-27 deficit going into the break, as the Gamecocks recorded seven steals and six blocks through two quarters.

Tennessee fought back with an 8-4 run to open the second half and began slowly chipping away at the South Carolina lead. Westbrook led the charge for Tennessee by adding six quick points during the Lady Vols' run. Tennessee held the Gamecocks without a field goal for three minutes, but South Carolina still possessed a 53-41 lead halfway through the third quarter. A layup from Westbrook cut the Lady Vols deficit to single digits at the 2:31 mark of the quarter and later the Big Orange whittled the USC lead to seven, 58-51, with 41 seconds to go in the period. Davis and Westbrook meshed for 14 points, but the Gamecocks kept responding to keep UT at bay, carrying a 60-51 lead going into the final quarter of play.

The two teams traded buckets, with all of Tennessee's 10 points coming from the paint and the charity stripe to begin the fourth quarter. UT cut the deficit to seven, 66-59, with 7:27 to go, but it could get no closer. A deep 3-pointer from Cuevas-Moore gave South Carolina a 76-65 lead with under three minutes remaining in the game. The Lady Vols held the Gamecocks to a two-minute scoring drought and shot 45 percent from the floor, but it was not enough to overcome the visitors.

GAME 28

UT vs. Vanderbilt // Feb. 28, 2019

Vanderbilt (7-21, 2-13)			FG	3PT	FT	REBS	PF	TP	A	TO	Bl	St	Min
15	Alexander,Brinae	f	2-4	1-2	1-2	1-0-1	2	6	1	1	0	0	23
24	Newby,Autumn	f	4-4	0-0	1-1	0-5-5	4	9	0	2	0	0	16
34	Fasoula,Mariella	f	9-13	0-0	1-1	5-4-9	4	19	0	3	2	1	35
02	Hall,Chelsie	g	4-9	0-1	6-10	0-4-4	4	14	4	5	0	0	25
10	Walker,Cierra	g	4-9	2-7	6-6	0-5-5	1	16	3	0	0	0	39
03	Cambridge,Jordyn		2-5	0-0	0-2	0-3-3	1	4	3	2	0	0	19
30	Carter,Lealea		3-6	0-0	2-2	1-2-3	3	8	1	3	0	0	23
35	Clemons-Green,Kalei		0-2	0-0	0-0	0-2-2	2	0	3	2	0	0	20
	TEAM					2-0-2				1			
	Totals.....		28-52	3-10	17-24	9-25-34	21	76	15	19	2	1	200

TOTAL FG%	1st Half: 10-22 45.5%	2nd Half: 18-30 60.0%	Game: 53.8%
3-Pt. FG%	1st Half: 3-5 60.0%	2nd Half: 0-5 0.0%	Game: 30.0%
F Throw %	1st Half: 2-2 100%	2nd Half: 15-22 68.2%	Game: 70.8%

Tennessee (17-11, 6-9)			FG	3PT	FT	REBS	PF	TP	A	TO	Bl	St	Min
15	Green,Cheridene	f	8-13	0-0	4-5	4-4-8	5	20	0	5	1	1	28
00	Davis,Rennia	g	6-13	0-1	2-2	0-6-6	0	14	2	6	1	4	37
02	Westbrook,Evina	g	1-5	1-1	1-2	0-0-0	5	4	4	1	0	0	19
10	Jackson,Meme	g	4-8	0-1	0-0	0-1-1	4	8	5	0	0	4	35
14	Green,Zaay	g	0-4	0-2	0-0	0-1-1	2	0	1	1	0	1	23
04	Collins,Mimi		4-6	2-2	4-5	1-2-3	4	14	0	1	0	0	22
11	Kushkituah,Kasiyahna		0-1	0-0	0-0	0-0-0	1	0	1	0	0	0	3
12	Burrell,Rae		1-1	0-0	0-2	0-0-0	0	2	1	0	1	0	9
13	Massengill,Jazmine		3-6	0-0	1-1	1-2-3	3	7	0	1	1	0	24
	TEAM									1			
	Totals.....		27-57	3-7	12-17	6-16-22	24	69	14	16	4	10	200

TOTAL FG%	1st Half: 11-24 45.8%	2nd Half: 16-33 48.5%	Game: 47.4%
3-Pt. FG%	1st Half: 1-3 33.3%	2nd Half: 2-4 50.0%	Game: 42.9%
F Throw %	1st Half: 4-6 66.7%	2nd Half: 8-11 72.7%	Game: 70.6%

Officials: Doug Knight, Meadow Overstreet, Luis Gonzalez
Technical fouls: Vanderbilt-None. Tennessee-None.
Attendance: 7321

Score by Periods	1st	2nd	3rd	4th	Total
Vanderbilt	9	16	22	29	76
Tennessee	15	12	19	23	69

Points in the paint-VANDY 48,UT 38. Points off turnovers-VANDY 19,UT 15.
2nd chance points-VANDY 12,UT 5. Fast break points-VANDY 4,UT 4.
Bench points-VANDY 12,UT 23. Score tied-4 times. Lead changed-5 times.
Last FG-VANDY 4th-01:53, UT 4th-00:11.
Largest lead-VANDY by 9 4th-06:51, UT by 10 2nd-07:36.
VANDY led for 13:10. UT led for 23:42. Game was tied for 02:50.

KNOXVILLE, Tenn. -- Redshirt senior Cheridene Green posted a career-high 20 points, but it wasn't enough to overcome a Vanderbilt team that shot 53.8 percent from the floor, handing Tennessee a 76-69 loss at home.

Green's previous best scoring performance also came against Vanderbilt, on Jan. 17, 2018, when she tallied 17 points.

In addition to Green, sophomore Rennia Davis and freshman Mimi Collins were also in double figures for Tennessee (17-11, 6-9 SEC) with 14 each. Collins' total was a career high, while Davis posted her 21st double-figure scoring effort of the season.

Vanderbilt (7-21, 2-13 SEC) was led by Mariella Fasoula, who finished the day with 19 points and a game-high nine rebounds. She was joined in double digits by Chelsie Hall with 14 and Cierra Walker with 16.

Even though Vanderbilt entered the game shooting 43.3 percent from the field for the season, the team hit at a 53.8 percent clip against Tennessee, including a 64.7 percent effort in the third quarter.

After going on a 6-0 run deep in the final quarter, the Commodores took control of the game and didn't allow Tennessee to retake the lead after having five lead changes in the game. Vanderbilt also out-rebounded Tennessee 34-22 on the night, marking only the fifth time all season and second time in SEC play that an opponent has accomplished that feat.

The Lady Vols ended the first quarter with a 15-9 lead over Vanderbilt, connecting on 46.2 percent of their shots. Davis led the team with eight points and Collins scored three points in just two minutes of play. Tennessee also forced six turnovers in the opening frame.

During the second quarter, UT had a 10-point lead over Vanderbilt with eight minutes remaining in the half, but the home team went into halftime only up 27-25 after the Commodores outscored the Lady Vols, 14-6, over the final 7:36 of the second period.

Vanderbilt led by five points with 5:52 left in the third quarter, but some solid defense and a 6-0 run by Tennessee cut the Dores' lead to only one, 47-46, to finish the third. The Lady Vols also shot 71.4 percent from the free throw line during the period, connecting on five of seven tries to aid a 7-for-18 effort from the floor.

The Lady Vols shot 60 percent from the field in the fourth quarter, with Cheridene Green supplying seven points before fouling out with 3:29 to go. UT had pulled to within four points of Vanderbilt with 2:58 to go, but the Commodores went 11 of 13 from the charity stripe the rest of the way to hold on for the win.

GAME 29

Tennessee at Ole Miss // Mar. 3, 2019

Tennessee (18-11, 7-9)			FG	3PT	FT	REBS	PF	TP	A	TO	Bl	St	Min
04	Collins,Mimi	f	4-7	0-0	1-2	1-2-3	4	9	1	0	0	0	25
15	Green,Cheridene	f	4-4	0-0	5-9	3-4-7	3	13	4	1	1	0	28
00	Davis,Rennia	g	3-6	1-2	6-8	1-5-6	3	13	0	2	0	0	20
02	Westbrook,Evina	g	3-10	1-3	2-2	0-5-5	5	9	9	1	0	4	33
10	Jackson,Meme	g	7-10	5-6	1-2	0-5-5	2	20	6	2	0	2	35
05	Harris,Kamera		0-0	0-0	0-0	0-0-0	1	0	0	0	0	0	4
12	Burrell,Rae		3-5	0-0	0-0	0-0-0	0	6	2	1	0	0	17
13	Massengill,Jazmine		1-6	0-1	0-0	0-0-0	0	2	0	1	1	0	14
14	Green,Zaay		4-8	1-2	0-0	2-6-8	0	9	3	3	0	2	24
	TEAM					1-1-2							
	Totals.....		29-56	8-14	15-23	8-28-36	18	81	25	11	2	8	200

TOTAL FG%	1st Half: 17-34 50.0%	2nd Half: 12-22 54.5%	Game: 51.8%
3-Pt. FG%	1st Half: 4-8 50.0%	2nd Half: 4-6 66.7%	Game: 57.1%
F Throw %	1st Half: 5-7 71.4%	2nd Half: 10-16 62.5%	Game: 65.2%

Ole Miss (9-21, 3-13)			FG	3PT	FT	REBS	PF	TP	A	TO	Bl	St	Min
10	Muhate, Cecilia	f	0-1	0-0	0-0	0-1-1	4	0	0	3	0	1	20
33	Salter, La'Karis	f	2-4	0-0	0-0	0-2-2	1	4	1	0	0	0	11
02	Reid, Mimi	g	0-1	0-0	0-0	0-0-0	0	0	4	0	0	0	18
05	Allen, Crystal	g	10-22	3-7	7-9	1-2-3	3	30	1	4	0	1	38
23	Sessom, Shandricka	g	0-5	0-2	0-0	0-5-5	1	0	1	2	0	1	18
00	Crawford, Gabby		6-8	0-0	4-6	4-5-9	1	16	0	2	0	1	27
20	Matthews, Mahogany		1-3	0-0	0-0	2-0-2	1	2	0	1	0	2	17
21	Smith, Taylor		1-4	0-0	0-2	2-2-4	2	2	2	0	0	0	19
24	Dozier, Shannon		1-9	0-2	0-0	0-1-1	2	2	3	2	0	2	27
32	Kitchens, Iyanla		0-0	0-0	0-0	0-1-1	4	0	0	1	0	0	5
	TEAM					0-4-4							
	Totals.....		21-57	3-11	11-17	9-23-32	19	56	12	15	0	8	200

TOTAL FG%	1st Half: 8-28 28.6%	2nd Half: 13-29 44.8%	Game: 36.8%
3-Pt. FG%	1st Half: 2-6 33.3%	2nd Half: 1-5 20.0%	Game: 27.3%
F Throw %	1st Half: 1-1 100%	2nd Half: 10-16 62.5%	Game: 64.7%

Officials: Tina Napier, Gina Cross, Bill Larance
Technical fouls: Tennessee-None. Ole Miss-None.
Attendance: 1308

Score by Periods	1st	2nd	3rd	4th	Total
Tennessee	23	20	21	17	81
Ole Miss	13	6	14	23	56

Points in the paint-UT 28,OM 26. Points off turnovers-UT 22,OM 12.
2nd chance points-UT 8,OM 11. Fast break points-UT 14,OM 0.
Bench points-UT 17,OM 22. Score tied-1 time. Lead changed-3 times.
Last FG-UT 4th-00:49, OM 4th-02:53.
Largest lead-UT by 35 3rd-02:48, OM by 5 1st-08:09.
UT led for 34:35. OM led for 03:46. Game was tied for 01:39.

OXFORD, Miss. -- The Lady Vols closed out the regular season with a commanding victory over Ole Miss, winning 81-56 on 51.8-percent shooting at the Pavilion at Ole Miss.

Tennessee (18-11, 7-9 SEC) was led in scoring by Meme Jackson, who hit five threes in route to 20 points while tying her season high of six assists. Rennia Davis and Cheridene Green also were in double figures for UT with 13 and 11, respectively. Evina Westbrook narrowly missed a double-double, tallying nine points and nine assists.

The Rebels (9-21, 3-14 SEC) were led in scoring by redshirt senior Crystal Allen, who turned in 30 points. Freshman Gabby Crawford also was in double digits for UM with 16 points and nine rebounds.

Ole Miss jumped out to a 5-0 lead off back-to-back buckets by Crystal Allen, but Rennia Davis put UT on the board by knocking down a 12-foot jumper just over two minutes into the game. Davis struck again at the 5:34 mark to give UT its first lead of the game at 6-5. The score was knotted at 10-all with 2:20 to play in the first quarter, with Allen accounting for all of the UM's points. The Rebels then pulled ahead 13-10 off an old-fashioned three-point play by Crawford, but Tennessee closed out the final two minutes of the quarter with a 13-0 run, fueled by two Zaay Green steals, to take a 10-point lead into the second period.

La'Karis Salter knocked down a jumper on the Rebels' first possession to end the streak, but Rae Burrell answered for Tennessee, knocking down back-to-back buckets to kick off another double-digit run, as UT scored 10 unanswered points to lead 33-17 with 6:10 remaining in the half. Ole Miss rallied back, scoring on two straight possessions, but Tennessee answered with another 10-0 run to lead 43-19 at the half.

The Lady Vols picked up where they left off in the second half, outscoring the Rebels 14-6 in the first five minutes of the third quarter. Davis led UT in scoring in the frame with six points, all of which were scored from the free throw line. She hit her final two charity tosses of the third quarter with 1:07 remaining to put Tennessee up 64-31, but Taylor Smith knocked down a layup just before the buzzer to send the Rebels into the final stanza down 29.

Ole Miss outscored UT 16-8 in the first five minutes of the fourth quarter, led by Allen, who poured in 12 of those points. Tennessee went on to hit 4-of-5 from the floor the down the stretch, though, while holding Ole Miss without a field goal for the final 2:53 to claim an 81-56 victory in Oxford.

GAME 30 - SEC SECOND ROUND

#8 Seed UT vs. #9 Seed LSU // Mar. 7, 2019

LSU (16-13)			FG	3PT	FT	REBS	PF	TP	A	TO	Bl	St	Min
05	MITCHELL, Ayana	f	7-12	0-2	2-4	6-5-11	0	16	0	3	0	2	38
24	AIFUWA, Faustine	c	8-13	0-0	0-0	1-3-4	2	16	1	2	2	0	33
01	CHERRY, Jailin	g	0-7	0-3	0-0	0-0-0	3	0	3	0	0	0	16
02	NORTON, Shanice	g	2-4	0-0	0-0	2-0-2	4	4	2	0	0	0	24
03	POINTER, Khayla	g	7-15	1-1	6-8	2-3-5	3	21	5	6	0	1	35
12	BROOKS, Mercedes		1-3	1-3	0-0	0-0-0	0	3	1	0	0	1	15
13	RICHARD-HARRIS, J.		1-2	1-2	0-0	0-1-1	1	3	1	1	0	0	13
14	ASHMAN, LaToya		0-0	0-0	1-2	0-1-1	0	1	0	1	0	0	17
15	BIDIKUINDILA, Y.		0-0	0-0	0-0	0-0-0	0	0	0	0	0	1	5
23	SEAY, Karli		1-1	0-0	0-0	0-0-0	0	2	0	0	0	1	4
	TEAM					3-1-4				1			
	Totals.....		27-57	3-11	9-14	14-14-28	13	66	13	14	2	6	200

TOTAL FG%	1st Half: 13-25 52.0%	2nd Half: 14-32 43.8%	Game: 47.4%
3-Pt. FG%	1st Half: 3-7 42.9%	2nd Half: 0-4 0.0%	Game: 27.3%
F Throw %	1st Half: 6-10 60.0%	2nd Half: 3-4 75.0%	Game: 64.3%

Tennessee (19-11)			FG	3PT	FT	REBS	PF	TP	A	TO	Bl	St	Min
04	Collins,Mimi	f	4-6	0-1	2-2	3-0-3	3	10	0	3	1	0	21
15	Green,Cheridene	f	3-4	0-0	1-2	2-7-9	3	7	2	2	0	1	31
00	Davis,Rennia	g	6-11	2-3	5-6	2-0-2	4	19	3	2	0	0	27
02	Westbrook,Evina	g	9-14	1-2	1-1	0-2-2	3	20	1	2	0	0	28
10	Jackson,Meme	g	4-9	1-3	0-0	2-5-7	1	9	2	4	0	2	38
11	Kushkituah,Kasiyahna		1-3	0-0	0-1	1-1-2	1	2	0	0	1	0	10
12	Burrell,Rae		0-4	0-0	0-0	1-0-1	1	0	0	1	0	0	12
13	Massengill,Jazmine		0-2	0-0	0-0	0-0-0	0	0	0	1	0	0	14
14	Green,Zaay		1-4	0-1	0-0	0-1-1	1	2	2	1	0	0	19
	TEAM					3-1-4				1			
	Totals.....		28-57	4-10	9-12	14-17-31	17	69	10	17	2	3	199

TOTAL FG%	1st Half: 12-30 40.0%	2nd Half: 16-27 59.3%	Game: 49.1%
3-Pt. FG%	1st Half: 3-8 37.5%	2nd Half: 1-2 50.0%	Game: 40.0%
F Throw %	1st Half: 1-3 33.3%	2nd Half: 8-9 88.9%	Game: 75.0%

Officials: Denise Brooks, Bryan Enterline, Roy Gulbeyan
Technical fouls: LSU-None. Tennessee-None.
Attendance: 3215

Score by Periods	1st	2nd	3rd	4th	Total
LSU	14	21	14	17	66
Tennessee	15	13	19	22	69

Points in the paint-LSU 36,UT 34. Points off turnovers-LSU 21,UT 16.
2nd chance points-LSU 14,UT 14. Fast break points-LSU 0,UT 4.
Bench points-LSU 9,UT 4. Score tied-6 times. Lead changed-11 times.
Last FG-LSU 4th-00:15, UT 4th-00:41.
Largest lead-LSU by 7 2nd-00:16, UT by 6 4th-01:50.
LSU led for 24:45. UT led for 10:39. Game was tied for 04:06.

GREENVILLE, S.C. – Sophomores Evina Westbrook and Rennia Davis combined for 27 second-half points to rally eighth-seeded Tennessee to a 69-66 win over ninth-seeded LSU in the second round of the SEC Tournament.

Westbrook led UT in scoring with 20 points while Davis was close behind with 19. Freshman Mimi Collins tallied 10 points in the game, eight of which came in the second half.

LSU was led by Khayla Pointer, who had 21 points and five assists. Faustine Aifuwa and Ayana Mitchell were also in double figures for the Lady Tigers with 16 each.

The Lady Vols got off to a shaky start, turning the ball over on the first two possessions while the Lady Tigers jumped out to a 4-0 lead, but Mimi Collins knocked down a 12-foot jumper on the baseline to get UT on board at the 8:36 mark. LSU went on to pull ahead 11-6, but Westbrook tied the game at 11-all with a baseline three at the 3:22 mark, and Meme Jackson knocked down a contested jumper to give the Lady Vols their first lead of the game at 13-11. Westbrook struck again just before the quarter break to put UT up 15-14 at the end of the first.

The teams traded buckets to start the second period until Pointer came up with a steal and score to put LSU ahead 20-19 at the 7:33 mark. Davis answered on the next possession, driving into the lane to put Tennessee back up 21-20. Back-to-back threes put the Lady Tigers ahead 28-23 with 3:42 remaining in the half, but Meme Jackson answered on the other end, knocking down a three to cut the lead to two. LSU closed out the half with a 6-0 run to take a 35-28 lead into halftime.

Westbrook poured in six points in the opening minutes of the third stanza to put the Lady Vols within three by the 5:46 mark, and Cheridene Green cut the deficit to one on the next possession with a rebound and put-back. The Lady Tigers stretched the lead back to five, but Westbrook answered with an old-fashioned three-point play to pull Tennessee within two at the 2:13 mark. Mimi Collins got off a shot from behind the arc as the buzzer sounded that would have put the Lady Vols up by one, but it rimmed out, sending UT into the final period down 49-47.

Westbrook and Davis combined for UT's first six points of the fourth quarter before Davis found Collins in transition. The freshman forward laid the ball in to give Tennessee its first lead of the half at 55-53. Aifuwa tied it up for LSU, but Collins once again answered, knocking down a long-range baseline jumper to put UT back on top, 57-55, at the media timeout. Davis knocked down two free throws after the timeout and followed it up with a trey to put Tennessee up 62-57 with just under three minutes left in the game. Mitchell cut it to two with 50 second to play, banking in a short jumper in the paint, but Westbrook responded on the other end, driving to the bucket to boost UT's lead back to four. LSU would hit two more field goals, but Tennessee worked down the clock shooting free throws to take a 69-66 victory and advance to the third round of the SEC Tournament.

GAME 31 - SEC QUARTERFINALS

#8 Seed UT vs. #1 Mississippi St. // Mar. 8, 2019

Tennessee (19-12)			FG	3PT	FT	REBS	PF	TP	A	TO	Bl	St	Min
04	Collins,Mimi	f	1-1	1-1	0-0	0-0-0	4	3	0	1	0	1	14
15	Green,Cheridene	f	2-4	0-0	4-4	2-5-7	3	8	1	3	0	2	34
00	Davis,Rennia	g	5-14	2-6	4-4	2-6-8	1	16	2	4	0	0	40
02	Westbrook,Evina	g	8-15	2-4	1-1	1-3-4	3	19	6	6	0	1	38
10	Jackson,Meme	g	5-9	3-4	0-0	1-1-2	2	13	1	6	0	0	26
11	Kushkituah,Kasiyahna		0-0	0-0	0-0	0-1-1	1	0	0	1	0	0	6
12	Burrell,Rae		2-4	0-0	0-0	2-1-3	1	4	0	1	2	0	14
13	Massengill,Jazmine		1-2	0-0	0-0	1-1-2	0	2	1	0	1	0	4
14	Green,Zaay		1-5	1-4	0-0	0-0-0	5	3	2	3	0	0	24
	TEAM					2-3-5				1			
	Totals.....		25-54	9-19	9-9	11-21-32	20	68	13	26	3	4	200

TOTAL FG%	1st Half: 12-29 41.4%	2nd Half: 13-25 52.0%	Game: 46.3%
3-Pt. FG%	1st Half: 6-12 50.0%	2nd Half: 3-7 42.9%	Game: 47.4%
F Throw %	1st Half: 2-2 100%	2nd Half: 7-7 100%	Game: 100%

Mississippi St. (28-2)			FG	3PT	FT	REBS	PF	TP	A	TO	Bl	St	Min
05	Anriel Howard	f	11-15	1-2	3-5	1-3-4	5	26	0	2	0	1	40
15	Teaira McCowan	c	5-8	0-0	7-8	5-8-13	2	17	0	2	1	1	36
02	A. Espinoza-Hunte	g	1-5	0-4	0-0	0-0-0	1	2	1	3	0	0	17
10	Jazzmun Holmes	g	6-11	0-0	4-4	2-3-5	4	16	2	0	0	5	39
24	Jordan Danberry	g	3-13	0-0	1-2	1-2-3	1	7	4	1	1	2	36
01	Mayah Taylor		0-0	0-0	1-2	0-0-0	0	1	0	0	0	0	1
04	Jessika Carter		1-1	0-0	0-0	1-0-1	0	2	0	0	0	0	5
11	Xaria Wiggins		0-0	0-0	0-0	0-0-0	0	0	0	0	0	0	1
23	Bre'Amber Scott		5-10	1-3	1-2	0-0-0	3	12	1	2	1	0	25
25	Zion Campbell		0-0	0-0	0-0	0-0-0	0	0	0	0	0	0	0
55	Chloe Bibby		0-0	0-0	0-0	0-0-0	0	0	0	0	0	0	0
	TEAM					3-1-4				1			
	Totals.....		32-63	2-9	17-23	13-17-30	16	83	8	11	3	9	200

TOTAL FG%	1st Half: 16-37 43.2%	2nd Half: 16-26 61.5%	Game: 50.8%
3-Pt. FG%	1st Half: 2-7 28.6%	2nd Half: 0-2 0.0%	Game: 22.2%
F Throw %	1st Half: 9-11 81.8%	2nd Half: 8-12 66.7%	Game: 73.9%

Officials: GINA CROSS, LUIS GONZALEZ, PUALANI SPURLOCK
Technical fouls: Tennessee-None. Mississippi State-None.
Attendance: 4431

Score by Periods	1st	2nd	3rd	4th	Total
Tennessee	23	9	19	17	68
Mississippi State	17	26	21	19	83

Points in the paint-UT 24,MS 48. Points off turnovers-UT 6,MS 30.
2nd chance points-UT 16,MS 13. Fast break points-UT 0,MS 2.
Bench points-UT 9,MS 15. Score tied-5 times. Lead changed-6 times.
Last FG-UT 4th-00:05, MS 4th-02:36.
Largest lead-UT by 6 1st-00:10, MS by 23 4th-02:36.
UT led for 05:53. MS led for 31:23. Game was tied for 02:43.

GREENVILLE, S.C. – The Lady Vols led by six after the first quarter but couldn't hold on against a top-seeded Mississippi State team that shot 61.5 percent in the second half, falling in the quarterfinals of the SEC Tournament, 83-68.

The sophomores led the way for Tennessee (19-12) with Evina Westbrook scoring 19 points while dishing out six assists, and Rennia Davis logging 16 points and eight rebounds. Senior Meme Jackson was also in double figures with 13 points on 5-of-9 shooting.

The No. 5/5 Bulldogs (28-2) were led by a trio of seniors with Anriel Howard pouring in 26 points, Jazzmun Holmes finishing with 16 and Teaira McCowan turning in a double-double with 17 points and 13 rebounds.

Tennessee struggled offensively out of the gate, remaining scoreless for the first three and a half minutes until Westbrook found Cheridene Green in transition for a layup to get UT on the board down four at 6-2. That sparked a 6-0 run that saw the Lady Vols tie it up at 6-all with just over five minutes remaining in the quarter. UT took its first lead of the game off a Westbrook 3-pointer at the 4:18 mark, going up 9-7. That would be the first of five lead changes in the quarter before Meme Jackson knocked down back-to-back threes and Cheridene Green sank two free throws to put UT up 23-17 at the end of the first period.

Mississippi State rallied back in the second, managing an 8-0 run to go up 27-25, but Rae Burrell answered with a 10-foot jumper on the other end to tie it up at 27 with just over five minutes left in the half. The Bulldogs stretched the lead to 38-29 with an 11-2 run before Westbrook responded by knocking down a baseline three to cut the deficit to six. Burrell blocked two shots on the defensive end, but MU closed out the quarter with five points, including a three-pointer at the buzzer, to take a 43-32 lead into the break.

Davis got things started for the Lady Vols in the second half, knocking down a baseline three to pull UT within 10. The teams continued to trade baskets in the opening minutes with the 10-point differential holding through the media timeout when the score stood at 54-44. Davis cut the lead to nine on UT's first possession following the timeout off a Westbrook assisted layup, but the Bulldogs closed out the quarter with a 9-6 run to lead 64-51 heading into the final stanza.

Westbrook scored the first basket of the fourth quarter, but the Bulldogs bounced back with a 6-0 run en route to leading by 23 with just under 3 minutes to play. Tennessee closed out the game with a 9-1 run, but it wasn't enough as UT fell to MSU in front of a crowd of 4,431 at Bon Secours Wellness Arena.

GAME 32 - NCAA FIRST ROUND

#11 Seed UT vs. #6 Seed UCLA // Mar. 23, 2019

Tennessee (19-13)			FG	3PT	FT	REBS	PF	TP	A	TO	Bl	St	Min
00	Davis,Rennia	f	8-14	0-3	5-8	2-8-10	4	21	3	4	2	1	38
04	Collins,Mimi	f	5-12	1-2	3-4	1-2-3	3	14	0	0	0	0	32
15	Green,Cheridene	f	2-4	0-0	1-3	2-5-7	3	5	0	0	0	0	19
02	Westbrook,Evina	g	2-10	1-5	1-2	2-3-5	3	6	9	6	0	1	36
10	Jackson,Meme	g	3-5	2-4	0-0	0-1-1	2	8	4	1	0	1	33
11	Kushkituah,Kasiyahna		7-10	0-0	2-6	2-2-4	4	16	1	2	0	1	18
12	Burrell,Rae		0-0	0-0	0-0	0-0-0	0	0	0	0	0	0	2
13	Massengill,Jazmine		1-5	0-1	1-2	3-2-5	3	3	0	1	0	0	7
14	Green,Zaay		2-5	0-0	0-0	2-0-2	1	4	0	2	1	0	15
	TEAM					2-1-3							
	Totals.....		30-65	4-15	13-25	16-24-40	23	77	17	16	3	4	200

TOTAL FG%	1st Half: 10-30 33.3%	2nd Half: 20-35 57.1%	Game: 46.2%
3-Pt. FG%	1st Half: 1-5 20.0%	2nd Half: 3-10 30.0%	Game: 26.7%
F Throw %	1st Half: 11-18 61.1%	2nd Half: 2-7 28.6%	Game: 52.0%

UCLA (21-12)			FG	3PT	FT	REBS	PF	TP	A	TO	Bl	St	Min
11	Lajahna Drummer	f	4-8	0-0	2-4	3-4-7	4	10	1	2	1	2	33
21	Michaela Onyenwere	f	10-22	0-2	2-2	6-9-15	4	22	2	4	1	0	35
04	Lindsey Corsaro	g	6-8	4-6	2-2	0-4-4	4	18	4	1	1	0	35
22	Kennedy Burke	g	6-12	1-2	6-8	1-3-4	4	19	3	0	0	3	27
24	Japreece Dean	g	3-17	2-8	6-6	1-2-3	0	14	5	1	0	0	38
01	Kayla Owens		0-0	0-0	0-0	0-0-0	0	0	0	0	0	0	1
03	Kiara Jefferson		0-2	0-2	0-0	1-0-1	1	0	0	0	0	0	19
25	Shayley Harris		0-0	0-0	0-0	0-0-0	0	0	0	0	0	0	0
32	Chrissy Baird		0-0	0-0	0-0	0-0-0	0	0	0	0	0	0	0
33	Lauryn Miller		2-4	0-0	2-3	3-1-4	3	6	0	1	1	2	12
	TEAM					3-2-5							
	Totals.....		31-73	7-20	20-25	18-25-43	20	89	15	9	4	7	201

TOTAL FG%	1st Half: 17-38 44.7%	2nd Half: 14-35 40.0%	Game: 42.5%
3-Pt. FG%	1st Half: 3-7 42.9%	2nd Half: 4-13 30.8%	Game: 35.0%
F Throw %	1st Half: 7-9 77.8%	2nd Half: 13-16 81.3%	Game: 80.0%

Officials: Kylie Galloway,Luis Gonzalez,Lisa Jones
Technical fouls: Tennessee-None. UCLA-None.
Attendance: 5072

Score by Periods	1st	2nd	3rd	4th	Total
Tennessee	14	18	22	23	77
UCLA	28	16	14	31	89

Points in the paint-UT 40,UCLA 40. Points off turnovers-UT 11,UCLA 20.
2nd chance points-UT 12,UCLA 16. Fast break points-UT 15,UCLA 24.
Bench points-UT 23,UCLA 6. Score tied-5 times. Lead changed-6 times.
Last FG-UT 4th-00:20, UCLA 4th-00:52.
Largest lead-UT by 3 4th-05:08, UCLA by 17 1st-02:35.
UT led for 02:47. UCLA led for 35:27. Game was tied for 01:46.

COLLEGE PARK, Md. -- The No. 11 seed Lady Vols (19-13) erased a 17-point deficit and led by as many as three in the fourth quarter, but their upset bid came up short in falling to No. 6 seed UCLA (21-12) in the first round of the NCAA Tournament at the XFINITY Center, 89-77.

Sophomore Rennia Davis had a double-double for Tennessee with 21 points and 10 rebounds. Sophomore Kasiyahna Kushkituah recorded a career-high 16 points, while freshman Mimi Collins, who hails from nearby Waldorf, Md., tied her career high of 14 points.

No. 20/24 UCLA was led by sophomore Michaela Onyenwere who posted a double-double with 22 points and 15 rebounds. Lindsey Corsaro and Kennedy Burke were close behind with 18 and 19, respectively.

UCLA came out with the hot hand, jumping out to an 18-6 lead off of 7-of-12 shooting in the opening five minutes. Kushkituah cut the lead to 10 with a layup before the media timeout, but the Bruins launched into a 9-0 run to lead 25-8 with 2:13 remaining in the quarter. Collins ended the streak, knocking down two free throws to set off a 7-0 run to cut the lead to 11 with 46 seconds remaining in the quarter. UCLA answered with a three before the buzzer to head into the second half up 28-14.

UT settled in during the second quarter, outscoring UCLA 18-16. Davis hit two free throws to get things started for Tennessee, and Zaay Green followed it up with a jumper to cut the deficit to 10 in the opening minute. The Lady Vols twice cut the lead to single digits, but UCLA closed out the quarter with a 6-3 run to lead 44-32 at the half.

The Bruins opened the second half with four straight points before Meme Jackson answered by knocking down her second three of the game to move the score to 48-35. That set off a 9-0 run spanning just over three minutes that put the Lady Vols within seven by the under-5:00 media timeout. UT forced a defensive stop following the timeout and Kushkituah knocked down a layup on the other end to cut the deficit to five. UCLA bounced back with a Corsaro trey, but Tennessee kept the pressure on, scoring seven unanswered points to pull within one with 1:33 remaining in the period. Collins tied it up at 52-all off a layup at the 1:12 mark, but the Bruins outscored the Lady Vols 6-3 in the final minute to take a three-point lead into the final stanza.

Collins scored the first bucket of the fourth quarter, knocking down a three to put UT within one. Kushkituah followed it up with a layup on the next possession to give the Lady Vols their first lead of the game at 59-58. The teams traded buckets, tying it up twice before Corsaro hit back-to-back threes to put UCLA up 70-67 with just under four minutes remaining in the game. Davis answered with an old-fashioned three-point play to tie the game at 70-all, but the Bruins rallied back with a 10-0 run to lead 80-70 with 1:22 to play and went on to run out the clock.

BREAKING IT DOWN

2018-19 Lineup Combinations

Gms.	Rec.	Line-up (F-F-C-G-G)
1, 18	1-1	C.Green-Kushkituah-Jackson-Z.Green-Westbrook
2-5	4-0	C.Green-Davis-Kushkituah-Jackson-Westbrook
6-17, 24-28	9-8	C.Green-Davis-Z.Green-Jackson-Westbrook
19-22	3-1	C.Green-Davis-Kushkituah-Z.Green-Westbrook
23	0-1	C.Green-Davis-Kushkituah-Z.Green-Massengill
29-32	2-2	C.Green-Collins-Davis-Jackson-Westbrook

Offensive Opportunities

Tennessee shooting from the field (all games):

20%FG: N/A

30%FG: UAB, MIZ2 (.397), STET (.388), VAN1 (.382), UK (.379), TAMU (.375), UGA (.359), ND (.355), MIZ1 (.349), ALA (.338)

40%FG: LSU2 (.491), OSU (.485), FAMU (.481), PC & VAN2 (.474), MSST2 (.463), UCLA (.462), MSST1 (.455), TEX/ETSU (.450), UF (.448), CU/BEL/ARK (.441), AUB2 (.429), S.C. (426), LSU (.422), UNCA (.419), STAN (.400)

50%FG: AUB1 (.540), UM (.518), MUR (.506)

60%FG: N/A

Dee -- Fense

Opponents shooting from the field (all games):

10%FG: FAMU (.186)

20%FG: UF (.288)

30%FG: ETSU (.313), PC (.314), UGA (.342), AUB1 (.343) UNCA (.353), VAN1 (.357), ARK (.360), UM (.368), UAB (.369), OSU (.373)

40%FG: STET (.404), AUB2 (.415), MIZ2 (.418), MUR (.419), TEX (.424), UCLA (.425), MIZ1 (.449), BEL (.452), SC (.457), CU (.466), UK (.468), LSU (.469), LSU2 (.474), ND (.475), TAMU (.477)

50%FG: ALA (.500), MSST2 (.508), MSST1 (.522), VAN2 (.538), STAN (.550)

Leading at the Break (15): FAMU (+40), UNCA (+28), UM (+24), PC (+17), UGA, UF (+12), VAN1 (+9), LSU (+7), TEX (+5), VAN2 (+2) MIZ1 (+1)

Tied at the Break (2): CU, AUB1

Trailing at the Break (15): STET, S.C. (-16), UCLA (-12) UK, MSST2 (-11), STAN (-10), UAB, ARK (-9), LSU (-7), MSST1 (-6), TAMU (-5), AUB2 (-5), OSU (-3), ALA (-2), MIZ2 (-1)

TRACKING UT IN THE POLLS

Wk	AP/Coach	Games	Record This Week
Pre:	#11/12	W-PC	1-0
N12/--	#12/12	W-UNCA, W-vs. FAMU	2-0
N19/20	#11/11	W-vs. Clemson, W-vs. UAB	2-0
N26/27	#11/11	W-@NR/RV Okla. State	1-0
D3/4	#9/9	W-vs. Stetson, W-@#12/12 Texas	2-0
D10/11	#9/9	Idle	----
D17/18	#9/8	L-vs. #8/9 Stanford, W-vs. ETSU	1-1
D24/24	#10/10	W-vs. Murray St., W-vs. Belmont	2-0
D31/31	#10/10	W-@Auburn, L-vs. Missouri	1-1
J7/8	#13/13	L-vs. #16/16 Kentucky, L-@Georgia	0-2
J14/15	#20/17	L-@Alabama	0-1
J21	RV/17	L-vs. Arkansas	0-1
J22	RV/RV	L-vs. #1/1 N.D., W-vs. LSU	1-1
J28/29	NR/NR	W-vs. Fla., W-@Vanderbilt	2-0
F4/5	NR/NR	L-@#6/6 Miss. State	0-1
F11/12	NR/NR	W-vs. Auburn, W-@RV/RV Missouri	2-0
F18/19	NR/NR	L-@#21/22 Tex. A&M, L-vs. #13/13 S.C.	0-2
F25/26	NR/NR	L-vs. Vanderbilt, W-@Ole MIss	1-1
M4/5	NR/NR	W-vs. LSU, L-vs. #5/5 Mississippi State	1-1
M11/12	NR/NR	Idle	----
M18/18	NR/NR	L-vs. #20/24 UCLA	0-1

2018-19 LADY VOL GAME-BY-GAME STARTING LINEUPS

OPPONENT	1	2	3	4	5
Presbyterian	F - C. Green	C - Kushkituah	G - Jackson	G - Z. Green	G - Westbrook
UNC Asheville	F - C. Green	F-Davis	C - Kushkituah	G - Jackson	G - Westbrook
Florida A&M	F - C. Green	F-Davis	C - Kushkituah	G - Jackson	G - Westbrook
Clemson	F - C. Green	F-Davis	C - Kushkituah	G - Jackson	G - Westbrook
UAB	F - C. Green	F-Davis	C - Kushkituah	G - Jackson	G - Westbrook
Oklahoma State	F - C. Green	F-Davis	G - Z. Green	G - Jackson	G - Westbrook
Stetson	F - C. Green	F-Davis	G - Z. Green	G - Jackson	G - Westbrook
Texas	F - C. Green	F-Davis	G - Z. Green	G - Jackson	G - Westbrook
Stanford	F - C. Green	F-Davis	G - Z. Green	G - Jackson	G - Westbrook
ETSU	F - C. Green	F-Davis	G - Z. Green	G - Jackson	G - Westbrook
Murray State	F - C. Green	F-Davis	G - Z. Green	G - Jackson	G - Westbrook
Belmont	F - C. Green	F-Davis	G - Z. Green	G - Jackson	G - Westbrook
Auburn	F - C. Green	F-Davis	G - Z. Green	G - Jackson	G - Westbrook
Missouri	F - C. Green	F-Davis	G - Z. Green	G - Jackson	G - Westbrook
Kentucky	F - C. Green	F-Davis	G - Z. Green	G - Jackson	G - Westbrook
Georgia	F - C. Green	F-Davis	G - Z. Green	G - Jackson	G - Westbrook
Alabama	F - C. Green	F-Davis	G - Z. Green	G - Jackson	G - Westbrook
Arkansas	F - C. Green	C - Kushkituah	G - Jackson	G - Z. Green	G - Westbrook
Notre Dame	F - C. Green	F - Davis	C - Kushkituah	G - Z. Green	G - Westbrook
LSU	F - C. Green	F - Davis	C - Kushkituah	G - Z. Green	G - Westbrook
Florida	F - C. Green	F - Davis	C - Kushkituah	G - Z. Green	G - Westbrook
Vanderbilt	F - C. Green	F - Davis	C - Kushkituah	G - Z. Green	G - Westbrook
Mississippi State	F - C. Green	F - Davis	C - Kushkituah	G - Z. Green	G - Massengill
Auburn	F - C. Green	F-Davis	G - Z. Green	G - Jackson	G - Westbrook
Missouri	F - C. Green	F-Davis	G - Z. Green	G - Jackson	G - Westbrook
Texas A&M	F - C. Green	F-Davis	G - Z. Green	G - Jackson	G - Westbrook
South Carolina	F - C. Green	F-Davis	G - Z. Green	G - Jackson	G - Westbrook
Vanderbilt	F - C. Green	F-Davis	G - Z. Green	G - Jackson	G - Westbrook
Ole Miss	F - C. Green	F - Collins	F - Davis	G - Jackson	G - Westbrook
LSU	F - C. Green	F - Collins	F - Davis	G - Jackson	G - Westbrook
Mississippi State	F - C. Green	F - Collins	F - Davis	G - Jackson	G - Westbrook
UCLA	F - C. Green	F - Collins	F - Davis	G - Jackson	G - Westbrook

HISTORY

ALL-TIME ROSTER

NAME	NO	YEARS	STATUS	HOMETOWN/HIGH SCHOOL	POS	HT	GMS	PPG	RPG
A									
Jody Adams	3	1989-93	Graduate	Cleveland, TN/Bradley Central	G	5-5	107	6.7	1.7
Nicky Anosike	55	2004-08	Graduate	Staten Island, NY/St. Peter's	F/C	6-4	146	7.5	6.3
Alberta Auguste	33	2006-08	Graduate	Marrero, LA/John Ehret	F	5-11	75	5.1	2.6
Lauren Avant	12	2010-11	Transfer	Memphis, TN/Lausanne Collegiate School	G	5-9	19	2.6	1.3
B									
Suzanne Barbre	34	1974-78	Graduate	Morristown, TN/Morristown West	G	5-8	64	13.5	4.2
Briana Bass	1	2008-12	Graduate	Indianapolis, IN/North Central	G	5-2	118	2.1	0.8
Vicki Baugh	21	2007-12	Graduate	Sacramento, CA/Sacramento	F	6-4	111	5.8	5.1
Angie Bjorklund	5	2007-11	Graduate	Spokane Valley, WA/University	G/F	6-0	132	11.1	2.9
Shannon Bobbitt	00	2006-08	Graduate	New York, NY/Bergtraum	G	5-2	74	9.3	2.3
Cindy Boggs	24	1974-75	Graduate	Ducktown, TN	G	5-6			
Fonda Bondurant	12	1975-77	Graduate	South Fulton, TN/South Fulton	G	5-6	30	2.1	0.9
Sherry Bostic	14	1984-86	Transfer	LaFollette, TN/Campbell County	F	5-11	51	3.1	1.9
Nancy Bowman	12	1972-75	Graduate	Lenoir City, TN	G	5-3			
Gina Bozeman	20	1981	Transfer	Sylvester, GA/Worth Academy	G	5-6	8	1.3	0.4
Dianne Brady	20	1973-75	Graduate	Calhoun, TN	G	5-2			
Alyssia Brewer	33	2008-11	Transfer	Sapulpa, OK/Sapulpa	F	6-3	87	6.9	4.6
Cindy Brogdon	44	1977-79	Graduate	Buford, GA/Greater Atlanta Christian	F	5-10	70	20.8	6.0
Lou Brown	***21***	***2018-***	***Active***	***Melbourne, AUST/Australian Inst. of Sport***	***F***	***6-3***			
Cierra Burdick	11	2011-15	Graduate	Charlotte, NC/Butler	F	6-2	132	8.1	6.0
Rae Burrell	***12***	***2018-***	***Active***	***Las Vegas, NV/Liberty***	***G/F***	***6-1***	***32***	***3.6***	***2.8***
Niya Butts	3	1996-00	Graduate	Americus, GA/Americus	F	6-0	111	2.3	1.2
Tasha Butts	3	2000-04	Graduate	Milledgeville, GA/Baldwin County	G	5-11	141	6.4	3.8
C									
Kelley Cain	52	2007-11	Graduate	Atlanta, GA/St. Pius X	C	6-6	92	8.6	6.2
Nikki Caldwell	33	1990-94	Graduate	Oak Ridge, TN/Oak Ridge	G	5-11	126	5.9	2.2
Sonya Cannon	51	1981-85	Graduate	Maryville, TN/Maryville	F	5-8	21	0.7	0.4
Abby Canon	12	2004-05	Transfer	Shelbyville, TN/Shelbyville Central	G	5-8	7	0.0	0.1
Amanda Canon	11	1998-02	Graduate	Shelbyville, TN/Shelbyville Central	F	5-11	42	0.8	0.4
Andraya Carter	14	2012-16	Graduate	Flowery Branch, GA/Buford	G	5-9	113	6.4	2.6
Tamara Carver	50	1990-91	Transfer	Cosby, TN/Cosby	G	5-6	4	1.0	0.3
Kelli Casteel	34	1988-92	Graduate	Maryville, TN/Maryville	C	6-2	129	6.5	3.4
Tamika Catchings	24	1997-01	Graduate	Duncanville,TX/Duncanville	F	6-1	127	16.6	7.9
Lesia Cecil	51	1985-86	Graduate	Helenwood, TN/Scott County	G	5-2	4	0.8	0.3
Daedra Charles	32	1988-91	Graduate	Detroit, MI/St. Martin de Porres	C	6-3	105	14.2	8.2
Becky Clark	24	1979-80	Transfer	Memphis, TN/Bishop Byrne	F	5-8	10	1.6	1.0
Regina Clark	5	1988-92	Graduate	Saginaw, MI/Buena Vista	G	5-8	109	3.6	1.4
Kristen "Ace" Clement	33	1997-01	Graduate	Broomall, PA/Cardinal O'Hara	G	5-11	136	5.8	2.4
Susan Clower	34	1978-82	Graduate	Kingston, TN/Roane County	G	5-9	139	3.0	1.9
Lynne Collins	40	1980-84	Graduate	Blacksburg, VA/Blacksburg	F	6-0	126	4.8	3.0
Mimi Collins	4	2018-19	Transfer	Waldorf, MD/Paul VI Catholic (Fairfax, VA)	F	6-3	32	5.5	3.4
Shelia Collins	30	1981-85	Graduate	Colbert, GA/Madison County	G	5-9	104	13.6	6.0
Abby Conklin	52	1993-97	Graduate	Charlestown, IN/Charlestown	F	6-3	143	8.6	3.9
Pam Cook	42	1982-83	Quit	Duluth, GA/North Gwinnett	G	5-7	27	3.8	2.2
Te'a Cooper	20/2	2015-17	Transfer	Powder Springs, GA/McEachern	G	5-8	36	8.6	1.9
Elizabeth Curry	10	2006-07	Graduate	New Virginia, IA/Interstate 35	G	5-6	14	0.4	0.0
Bev Curtis	51	1979	Quit	Acworth, GA/Etowah	F	6-0	6	4.0	2.0
D									
Latina Davis	5	1992-96	Graduate	Winchester, TN/Franklin County	G	5-6	136	9.2	4.0
LaToya Davis	4	2000-04	Graduate	Forsyth, GA/Mary Persons	F	6-0	128	3.6	2.1
Rennia Davis	***0***	***2017-***	***Active***	***Jacksonville, FL/Ribault***	***G/F***	***6-2***	***64***	***13.4***	***7.7***
Susie Davis	20	1976-79	Graduate	Hohenwald, TN/Lewis County	F	5-8	69	1.7	1.5
Freda DeLozier		1975	Graduate						
Diamond DeShields	10/11	2014-17	Graduate	Norcross, GA/Norcross	G	6-1	65	15.7	5.7
Rochone Dilligard	42	1991-94	Graduate	Lebanon, TN/Lebanon	F	6-1	44	2.2	1.8
Gail Dobson	52	1971-75	Graduate	Greeneville, TN	C	5-10			
Sybil Dosty	33	2004-05	Transfer	Tucson, AZ/Salpointe	C	6-3	62	2.8	2.7
Kortney Dunbar	13	2014-18	Graduate	Edwardsville, IL/Edwardsville	F	6-2	101	2.9	1.5
Faith Dupree	34	2009-10	Transfer	Knoxville, TN/The Webb School	F/C	6-3			
Kris Durham	23	1987-89	Transfer	Dunellen, NJ/Union Catholic	G	5-8	36	5.9	1.4
E									
Sarah Edwards	31	1998-01	Graduate	Sevierville, TN/Sevier County	G/F	5-11	36	1.6	0.4
Tonya Edwards	33	1986-90	Graduate	Flint, MI/Northwestern	G	5-10	121	10.5	3.5
Cindy Ely	55	1977-81	Graduate	Canton, GA/Cherokee	C	6-2	128	5.0	4.6
Shyra Ely	43	2001-05	Graduate	Indianapolis, IN/Ben Davis	F	6-2	139	12.0	6.8
Kyra Elzy	5	1996-01	Graduate	LaGrange, KY/Oldham County	G/F	6-1	126	4.5	3.0
Peggy Evans	20	1990-93	Transfer	Detroit, MI/Country Day	C	6-0	94	11.5	6.1
F									
Sherri Fancher	14	1976-79	Graduate	Knoxville, TN/Sevier County	G	5-7	82	1.7	1.0
Tye'sha Fluker	50	2002-06	Graduate	Pasadena, CA/John Muir	C	6-5	140	6.3	4.0
Susan Foulds	13/42	1979-81	Graduate	Annandale, VA/Thomas Jefferson	F	5-11	29	1.1	1.0

ALL-TIME ROSTER (CONTINUED)

Valerie Freeman	42	1983-85	Medical	Milledgeville, GA/Baldwin County	F	6-0	58	6.2	3.5
Sheila Frost	12	1985-89	Graduate	Pulaski, TN/Giles County	C	6-4	138	13.0	7.6
Alex Fuller	44	2004-09	Graduate	Shelbyville, TN/Shelbyville Central	F	6-3	139	5.5	3.8
G									
Amy Gamble	53	1983-84	Transfer	Glendale, W.VA/John Marshall	F	5-10	42	3.1	3.1
Marci Garner	40	1974-76	Graduate	Maryville, TN	F	5-8			
Teresa Geter	40	1997-99	Transfer	Columbia, SC/Columbia	C	6-3	67	6.1	4.7
Bridgette Gordon	30	1985-89	Graduate	DeLand, FL/DeLand	F	6-0	137	17.9	6.7
Bashaara Graves	12	2012-16	Graduate	Clarksville, TN/Clarksville	F	6-2	139	10.9	7.5
Liza Graves	12	1975-78	Graduate	Knoxville, TN/Central	G	5-5	14	0.3	0.5
Amber Gray	10	2008-10	Transfer	West Chester, OH/Lakota West	F	6-1	27	2.7	1.9
Cheridene Green	15	2016-19	Graduate	London, ENG/Harris Acad. Beckenham	F	6-3	65	6.5	5.6
Zaay Green	***14***	***2018-***	***Active***	***Duncanville, TX/Duncanville***	***G***	***6-0***	***32***	***9.6***	***4.0***
Kathie Greene	52	1975-76	Graduate	New Market, TN	C	6-1			
Misty Greene	13	1995-98	Graduate	Decatur, TN/Meigs County	G	5-9	82	3.3	1.1
Debbie Groover	52	1977-81	Graduate	Canton, GA/Cherokee	C	6-0	139	11.4	6.9
Aubrey Guastalli	31	2004-05	Graduate	Westwood, MA/Westwood	G	5-6	8	0.0	0.1
H									
Tanya Haave	24/45	1980-84	Graduate	Evergreen, CO/Evergreen	F	6-2	128	13.8	5.9
Leanne Hance	15	1977-78	Quit	Morristown, TN/Morristown West	F	5-7	14	1.2	1.1
Jerilynn Harper	31	1978-79	Transfer	Jefferson City, TN/Jefferson Co.	C	6-1	37	9.9	4.6
Kamera Harris	***5***	***2016-***	***Active***	***Hampton, GA/Dutchtown***	***F***	***6-3***	***36***	***0.7***	***1.1***
Isabelle Harrison	20	2011-15	Graduate	Nashville, TN/Hillsboro	C	6-3	112	9.6	6.9
Lisa Harrison	21	1989-93	Graduate	Louisville, KY/Southern	F	6-0	130	8.7	6.3
Pat Hatmaker	20/24	1980-84	Graduate	Knoxville, TN/Karns	G	5-8	128	3.5	1.4
Debbie Hawhee	52	1988-92	Graduate	Greeneville, TN/South Greene	F	6-1	107	3.0	1.7
Anastasia Hayes	1	2017-18	Transfer	Murfreesboro, TN/Riverdale	G	5-7	33	9.3	2.5
Dena Head	11	1988-92	Graduate	Canton, MI/Plymouth-Salem	G	5-11	135	11.0	4.8
Lea Henry	44	1979-83	Graduate	Damascus, GA	G	5-4	134	8.4	1.8
Chamique Holdsclaw	23	1995-99	Graduate	Astoria, NY/Christ the King	F	6-2	148	20.4	8.8
Alexis Hornbuckle	14	2004-08	Graduate	Charleston, WV/South Charleston	G	5-11	138	9.7	5.4
Jordan Horston	***25***	***2019-***	***Active***	***Columbus, OH/Africentric Early College***	***G***	***6-2***			
Karla Horton	55	1984-87	Graduate	Kershaw, SC/Andrew Jackson	C	6-2	99	9.4	7.8
J									
Brittany Jackson	25	2001-05	Graduate	Cleveland, TN/Bradley Central	F	6-0	134	6.9	1.9
Gwen Jackson	13	1999-03	Graduate	Eufaula, AL/Eufaula	C	6-2	137	11.0	5.7
Meme Jackson	10	2015-19	Graduate	Murfreesboro, TN/Blackman	G/F	5-11	116	6.6	2.5
Marlene Jeter	15	1990-92	Graduate	Carlisle, SC/Union	F	6-0	29	3.2	2.2
Dana Johnson	53	1991-95	Graduate	Baltimore, MD/Western	C	6-2	133	12.2	7.8
Glory Johnson	25	2008-12	Graduate	Knoxville, TN/The Webb School	F	6-3	141	11.7	8.6
Michelle Johnson	00/44	1993,95	Medical	Shelbyville, TN/Shelbyville Central	F	6-0	38	3.1	2.8
Tiffani Johnson	4	1994-97	Graduate	Charlotte, NC/Garinger	C	6-4	110	8.9	6.8
Kellie Jolly	14	1995-99	Graduate	Sparta, TN/White County	G	5-10	132	6.8	1.9
Jasmine Jones	2	2012-16	Graduate	Madison, AL/Bob Jones	F	6-2	82	5.2	3.8
K									
Tamari Key	***20***	***2019-***	***Active***	***Cary, NC/Cary***	***C***	***6-5***			
Janice Koehler	14	1974-76	Graduate	Nashville, TN	G	5-6			
Kasiyahna Kushkituah	***11***	***2017-***	***Active***	***Atlanta, GA/St. Francis***	***C***	***6-4***	***44***	***3.7***	***2.8***
L									
Tammy Larkey	52	1981-83	Transfer	Gray, TN/Daniel Boone	C	6-5	42	4.8	3.6
Kara Lawson	20	1999-03	Graduate	Alexandria, VA/West Springfield	G	5-8	143	13.6	4.3
Brynae Laxton	31	1995-98	Graduate	Oneida, TN/Oneida	F	6-0	99	2.7	2.2
Cheryl Littlejohn	44	1983-87	Graduate	Gastonia, NC/Hunter Huss	C	6-3	118	2.3	1.5
M									
Alicia Manning	15	2008-12	Graduate	Woodstock, GA/Etowah	F	6-1	139	4.5	3.9
Michelle Marciniak	3	1993-96	Graduate	Macungie, PA/Allentown Ctrl. Cath.	G	5-9	104	9.7	2.5
Pam Marr	10	1982-86	Graduate	Winter Park, FL/Winter Park	G	5-6	132	1.9	1.0
Dawn Marsh	4	1984-88	Graduate	Alcoa, TN/Alcoa	G	5-6	132	5.6	1.7
Ariel Massengale	5	2011-15	Graduate	Bolingbrook, IL/Bolingbrook	G	5-7	122	9.5	2.6
Jazmine Massengill	***13***	***2018-***	***Active***	***Chattanooga, TN/Hamilton Hts. Christ.***	***G***	***6-0***	***32***	***3.4***	***3.4***
Jaiden McCoy	***15***	***2019-***	***Active***	***Knoxville, TN/Farragut***	***F***	***6-3***			
Melissa McCray	35	1985-89	Graduate	Johnson City, TN/Science Hall	G	5-10	139	6.3	2.7
Nikki McCray	23	1991-95	Graduate	Collierville, TN/Collierville	F	5-11	127	12.4	5.3
Courtney McDaniel	34/42	2000-04	Graduate	Bristol, TN/Tennessee	C/F	6-1	101	3.5	2.7
April McDivitt	10	1999-02	Transfer	Connersville, IN/Connersville	G	5-8	104	5.0	1.5
Carla McGhee	24	1986-90	Graduate	Peoria, IL/Manual	F	6-3	101	6.1	5.1
Lisa McGill	24	1976-79	Graduate	Gatlinburg, TN/Sevier County	F	5-10	50	5.9	4.6
Cait McMahan	2	2006-09	Medical	Maryville, TN/Heritage	G	5-4	44	2.8	1.2
Alexa Middleton	33	2014-17	Transfer	Murfreesboro, TN/Riverdale	G	5-9	97	4.9	1.7
Laurie Milligan	11	1994-98	Graduate	Tigard, OR/Tigard	G	5-8	102	3.6	1.1
Zandra Montgomery	30	1977-79	Graduate	Cleveland, TN/Bradley Central	F	5-10	65	10.0	4.8
Nicci Moats	34	2006-07	Transfer	Daleville, VA/Lord Botetourt	F	6-2	9	0.8	0.9

ALL-TIME ROSTER (CONTINUED)

Loree Moore	21	2001-05	Graduate	Lakewood, CA/Narbonne	G	5-9	118	6.1	3.8
Nia Moore	21/1	2012-16	Graduate	Chicago, IL/Bolingbrook	C	6-3	101	3.2	2.3
Pearl Moore	42	1987-90	Graduate	Harriman, TN/Harriman	F	6-2	39	3.0	2.7
Tasheika Morris	12	1999-00	Transfer	Huntsville, AL/Butler	F	6-0	23	2.2	0.8
Karen Morton	50	1982-83	Transfer	Lake City, TN/Lake City	C	6-3	21	11.7	5.5
Lindsey Moss	21	2005-06	Transfer	Alpharetta, GA/Chattahoochee	G	6-1	28	2.0	0.7
Sabrina Mott	40	1986-87	Graduate	Brentwood, TN/Brentwood	G	5-9	10	0.7	0.4
Michelle Muñoz	14	2001-02	Transfer	Mason, OH/Mason	F	6-1	27	3.7	2.0
N									
Jaime Nared	31	2014-18	Graduate	Portland, OR/Westview	G/F	6-2	128	11.4	5.6
Cindy Noble	32	1978-81	Graduate	Clarksburg, OH/Adena	C	6-5	103	15.2	7.1
Schaquilla Nunn	4	2016-17	Graduate	Fayetteville, GA/Fayette County/Winthrop	F	6-3	32	4.8	4.5
O									
Kathy O'Neil	40	1976-80	Graduate	Newport, TN/Cocke County	F	5-11	137	5.2	3.5
Mary Ostrowski	14	1980-84	Graduate	Parkersburg, WV/Parkersburg Catholic	F/C	6-2	125	13.8	8.0
P									
Candace Parker	3	2004-08	Graduate	Naperville, IL/Naperville Central	F	6-4	110	19.4	8.8
Jane Pemberton	44	1975-76	Graduate	Deer Lodge, TN	C	5-10			
Jasmine Phillips	1	2012-13	Transfer	Hartsville, SC/Hartsville	G	5-10	12	1.9	0.9
Shalon Pillow	50	1998-02	Graduate	Addyston, OH/Taylor	C	6-3	108	2.7	1.5
R									
Semeka Randall	21	1997-01	Graduate	Cleveland, OH/Trinity	G	5-10	140	13.7	5.1
Jill Rankin	13	1979-80	Graduate	Phillips, TX/Phillips	C	6-3	38	19.2	7.3
Linda Ray	23/35	1981-85	Graduate	Norris, TN/Norris	F	5-9	19	1.1	0.8
Dominique Redding	13	2003-07	Graduate	Clearwater, FL/Clearwater	F	6-1	130	3.3	1.3
Jessie Rennie	***10***	***2019-***	***Active***	***Bendigo, AUST/Bendigo Sr. Secondary***	***G***	***5-8***			
Jordan Reynolds	0	2013-17	Graduate	Portland, OR/Central Catholic	G	5-11	135	5.7	3.6
Emily Roberts	52	1976-77	Graduate	Sharon, TN/Westview	C	5-9	25	2.8	2.3
Patricia Roberts	44	1976-77	Graduate	Monroe, GA/Monroe	F/C	6-1	33	29.9	14.2
Ashley Robinson	33/43	2000-04	Graduate	Grand Prairie, TX/South Gr.	C	6-5	132	7.0	5.1
Mercedes Russell	21	2013-18	Graduate	Springfield, OR/Springfield	C	6-6	136	11.7	8.0
S									
Emily Saunders	***31***	***2019-***	***Active***	***Mullens, WV/Wyoming East***	***C***	***6-5***			
Debbie Scott	50	1988-90	Transfer	Gallatin, TN/Gallatin	F	6-0	70	4.7	1.9
Joy Scruggs	22	1971-75	Graduate	Cleveland, TN	G	5-3			
Jan Seay	31	1977-78	Quit	Albany, GA/Albany	F	5-8	3	0.7	0.0
Shelley Sexton	23	1983-87	Graduate	Lake City, TN/Anderson County	G	5-7	112	8.5	2.5
Meighan Simmons	10	2010-14	Graduate	Cibolo, TX/Byron P. Steele II	G	5-9	143	14.4	2.8
Sydney Smallbone	20	2007-11	Graduate	Granger, IN/St. Joseph's	G	5-10	106	2.5	0.9
Kim Smallwood	10	1995-96	Transfer	Richmond, TX/Lamar Consolidated	F	5-10	21	2.0	1.4
Melissa Smith	44	1989-90	Transfer	Schofield, WI/D.C. Everest	C	6-2	25	1.4	1.2
Tanika Smith	25	1993-95	Transfer	Knoxville, TN/Central	G	5-8	39	1.1	0.6
Michelle Snow	00	1998-02	Graduate	Pensacola, FL/Pensacola	C	6-5	137	10.9	6.5
Kristie Snyder	15	1983-84	Graduate	Knoxville, TN/Bearden	G	5-6	6	0.7	0.3
Taber Spani	13	2009-13	Graduate	Lee's Summit, MO/Home Schooled	G	6-1	132	8.0	3.6
Sidney Spencer	1	2003-07	Graduate	Hoover, AL/Hoover	F/C	6-3	133	8.2	3.8
Kathy Spinks	11	1984-88	Graduate	Forest Hills, KY/Belfrey	C	6-2	125	4.7	3.0
LaShonda Stephens	34	1996-00	Graduate	Woodstock, GA/Sequoyah	C	6-3	92	2.5	1.9
Shekinna Stricklen	40	2008-12	Graduate	Morrilton, AR/Morrilton	G/F	6-2	139	13.5	6.5
T									
Sue Thomas	30	1974-77	Graduate	Maryville, TN/Everett	F	5-8	33	11.3	6.1
Pashen Thompson	44	1993-97	Graduate	Philadelphia, MS/Philadelphia	C	6-1	130	7.4	6.3
Mina Todd	23	1980-81	Transfer	Murray, KY/Calloway County	G	5-10	9	4.5	2.0
Paula Towns	51/55	1980-84	Graduate	Fort Valley, GA/Peach County	F	6-1	117	9.5	6.5
Gay Townson	14	1986-87	Graduate	Loudon, TN/Loudon	F	5-9	10	0.8	0.2
Jannah Tucker	4	2013-15	Transfer	Baltimore, MD/New Town	G	6-0	2	0.0	0.5
Jennifer Tuggle	32	1984-88	Graduate	Etowah, TN/McMinn Central	F	6-2	97	4.6	2.4
W									
Vonda Ward	24	1991-95	Graduate	Northfield, OH/Trinity	C	6-6	125	6.7	5.6
Holly Warlick	22	1976-80	Graduate	Knoxville, TN/Bearden	G	5-7	141	6.4	3.5
Jackie Watson	32	1974-77	Graduate	Crossville, TN/Cumberland County	F	5-8	33	4.9	3.8
Lisa Webb	34	1983-88	Graduate	Milledgeville, GA/Baldwin County	F	5-9	113	6.4	4.1
Evina Westbrook	2	2017-19	Transfer	Salem, OR/South Salem	G	6-0	64	11.5	3.2
Sa'de Wiley-Gatewood	15	2004-05	Transfer	Pomona, CA/Lynwood	G	5-9	22	5.6	2.0
Kamiko Williams	4	2009-13	Graduate	Clarksville, TN/Northeast	G	5-11	128	5.5	2.9
Tiffany Woosley	10	1991-95	Graduate	Shelbyville, TN/Shelbyville Central	G	5-6	104	10.5	2.2
Z									
Shanna Zolman	5	2002-06	Graduate	Syracuse, IN/Wawasee	G	5-10	144	11.8	2.5

*CD = Completing Degree

THE EARLY YEARS

The following is a list of all women known to have been a member of a University of Tennessee women's basketball team between 1903 and 1974. Years of participation refer to the end of that academic year, the conclusion of the season. This list, compiled from all available sources, is not assumed to be complete or even necessarily correct.

THE PLAYERS

ANDERTON, Billye 1969-70
ANDERTON, Mary 1926
ARGERA, —— 1971
AYCOCK, Mary or Pauline 1922
BAIRD, Evelyn 1924-25-26*
BARFIELD, Carol 1971
BAUMAN, Harriet 1904
BEAN, Lucille 1926
BLAIR, Annis or Sara 1922
BLANTON, Mary Virginia 1926
BOND, Nell 1924
BORTHICK, Melinda 1972-73-74
BRIMI, Barbara 1965 to 68
BRYANT, Marjorie 1922-23
BURDICK, Kathleen 1922
CABLE, Catherine 1926
CALDWELL, Linda 1969-70
CAPPS, Ethel 1926
CARLETON, Adaline 1925
CAROTHERS, Hattie 1922
CARTER, Sandy 1974
COLE, Susie 1970
CONLEY, Ruby 1924-25
COOKE, Mary 1925
COOLEY, Elizabeth 1905
COOPER, Mary 1906
COPLEY, Marie 1972
CRESTLA, —— 1926
CROW, Mabel 1925
CROW, Dona 1971
DAHNKE, Marjorie 1926
DAMON, Myrtle 1907
DANIEL, Mary 1910
D'ARDELL, Verdi 1922
DAVIS BAXTER, Carolyn 1963
DAVIS, Marjorie 1907-08-10
DeGOLIA, Fannie 1903-04
DODD, Lillian 1905
DOZIER, Mary 1926
DUNBAR, Jackie 1974
DUNN, Barbara 1972-73
ELKINS, Catherine 1925
ELLIS, Mary 1926
FERRIS, Elizabeth 1924-25
FOX, —— 1924
FRAZIER, Claudia 1908-09*
FRITZ, Ruthie 1969-70
FULLER, Aimee 1974
GARTH, Jeanie 1920*
GILDERSLEEVE, Mabel 1904-06-07
GOODWIN, Carol 1963
GRAVES, Patricia 1971
GREEN, Brenda 1963 to 66
GREGORY, Gloria 1963 to 66
GROVES, Sue 1974
HALL, Jennifer 1969
HAPE, Nelle 1920
HARBERT, Florine 1924-25
HARDIN, Mary 1909
HARRIS, Anne 1925
HAZELWOOD, Margaret 1924-25
HIBLER, Mary Dell 1969*-70
HICKEY, Gayle 1970-71
HICKS, Agnes 1925-26
HILL, Jane 1969
HITE, Maude 1904-05-07
HOBBS, Terry 1973
HOHNE, Maria 1974
HOOD, Grace 1905-06-07*-08*
HOPSON, Trixie 1923
HOUSE, Mary 1920
HULING, Fannie 1924-25
JARDET, Jan 1969-70-71-72*
JARRELL, Jackie 1970
JETER, Gladys 1920
JOHNSON, Mary 1920
KEHR, Florence 1910
KEHR, Marguerite 1909-10
KELLER, Maude 1903
LACY, Louise 1926
LEE, Ann 1969
LENAHAN, Kyran 1973-74
LOVELACE, Inez 1924-25*
LOWE, Alberta 1920
LYMAN, Jessica 1910*
MABRY, Evelyn 1926
McCRACKEN, Jennilee
1922-23-24-MG25
McINTIRE, Blanch 1903
McNABB, Leta 1910
MILLER, Bertha Rose 1906
MILLER, Grace 1907-08-09
MINTON, Lucille 1926
MORGAN, Lucy 1920-22
MORIARTY, Lois 1923
MORRILL, Jenny 1904*
NELSEN, Gretchen 1909-10
NICKERSON, Margaret 1910
PASCHALL, Debbie 1972-73
PAYNE, Diane 1971
PEMBERTON, Lynn 1972-73
PERKINS, Alice 1907-08
PERKINS, Margaret 1905-06
PETRONE, Patty 1973
PIERCE, Patty 1969
PIETY, Linda 1970
POLK, Essie 1905*-06*
POPE, Anne 1922-23
POWELL, Lou Ann 1969-70
PRESTLEY, Lelia 1926
PRUETT, Diane 1971
PULLIN, Burline 1972
RHEA, Colleen 1926
RICE, Genevieve 1907-08
ROCKWELL, Katherine 1920
ROEHL, Winona 1905
SCARBROUGH, Ann 1971
SCHULTZE, Sue 1973-74
SCOTT, Gloria 1972-73-74
SCOTT, Virginia 1920*
SHANTON, Mary Moore 1926
SMALLEY, Louise 1923
SMARTT, Jane 1965 to 68
SMITH, Maud Walker 1924
STARK, Margaret 1920
STOKELY, Anna 1923
STOLTZFUS, Christine 1909
STRADLEY, Mildred 1923-24-25-26
THOMPSON, —— 1969
THORNBURGH, Laura 1903-04
TODD, Nannie 1906
TREADWELL, Mary 1903
UPCHURCH, Catherine 1926
VANNEMAN, Agnes 1920
WADE, Daisy 1906
WALDROP, Eve 1971
WARD, Sadie 1904
WATKINS, Sarah 1923-25
WAYLAND, Edith 1907
WELLER, Helen 1924*
WEYLAND, Anna 1906
WHITE, Becky 1926
WILLIAMS, Frances 1924-25-26
WILLIAMS, Jane 1903-04
WILLIAMS, Katherine 1903*
WINGATE, Marion 1923
WYATT, Margie 1971
YOUNG, Elizabeth 1926
YOW, Venessa 1972

italics indicate estimated years
* - team captain

LADY VOLS BY STATE (COUNTRY) / HOMETOWN

ALABAMA

Eufaula
Jackson, Gwen 2000, 01, 02, 03

Hoover
Spencer, Sidney 2004, 05, 06, 07

Huntsville
Morris, Tasheika 2000

Madison
Jones, Jasmine 2013, 14, 15, 16

ARIZONA

Tucson
Dosty, Sybil 2005

ARKANSAS

Morrilton
Stricklen, Shekinna 2009, 10, 11, 12

CALIFORNIA

Lakewood
Moore, Loree 2002, 03, 04, 05

Sacramento
Baugh, Vicki 2008, 09, 10, 11, 12

Pasadena
Fluker, Tye'sha 2003, 04, 05, 06

Pomona
Wiley-Gatewood, Sa'de 2005

COLORADO

Evergreen
Haave, Tanya 1981, 82, 83, 84

FLORIDA

Clearwater
Redding, Dominique 2004, 05, 06, 07

DeLand
Gordon, Bridgette 1986, 87, 88, 89

Jacksonville
Davis, Rennia 2018, 19, 20

Pensacola
Snow, Michelle 1999, 00, 01, 02

Winter Park
Marr, Pam 1983, 84, 85, 86

GEORGIA

Acworth
Curtis, Bev 1979

Albany
Seay, Jan 1978

Alpharetta
Moss, Lindsey 2006

Americus
Butts, Niya 1997, 98, 99, 00

Atlanta
Cain, Kelley 2008, 09, 10, 11
Kushkituah, Kasiyahna 2018, 19, 20

Buford
Brogdon, Cindy 1978, 79

Canton
Ely, Cindy 1978, 79, 80, 81
Groover, Debbie 1978, 79, 80, 81

Colbert
Collins, Shelia 1983, 83, 84, 85

Damascus
Henry, Lea 1980, 81, 82, 83

Duluth
Cook, Pam 1983

Fayetteville
Nunn, Schaquilla 2017

Flowery Branch
Carter, Andraya 2012, 13, 14, 15

Forsyth
Davis, LaToya 2001, 02, 03, 04

Fort Valley
Towns, Paula 1980, 81, 82, 83

Hampton
Harris, Kamera 2017, 18, 19, 20

Milledgeville
Butts, Tasha 2001, 02, 03, 04
Freeman, Valerie 1984, 85
Webb, Lisa 1984, 85, 86, 87, 88

Monroe
Roberts, Patricia 1977

Norcross
DeShields, Diamond 2015, 16, 17

Powder Springs
Cooper, Te'a 2016, 17, 18, 19

Sylvester
Bozeman, Gina 1981

Woodstock
Manning, Alicia 2009, 10, 11, 12
Stephens, LaShonda 1997, 98, 99, 00

ILLINOIS

Bolingbrook
Massengale, Ariel 2012, 13, 14, 15

Chicago
Moore, Nia 2013, 14, 15, 16

Edwardsville
Dunbar, Kortney 2015, 16, 17, 18

Naperville
Parker, Candace 2005, 06, 07, 08

LADY VOLS BY STATE (COUNTRY) / HOMETOWN

Peoria
McGhee, Carla 1987, 88, 89, 90

INDIANA

Charlestown
Conklin, Abby 1994, 95, 96, 97

Connersville
McDivitt, April 2000, 01, 02

Granger
Smallbone, Sydney 2008, 09, 10, 11

Indianapolis
Bass, Briana 2009, 10, 11, 12
Ely, Shyra 2002, 03, 04, 05

Syracuse
Zolman, Shanna 2003, 04, 05, 06

IOWA

New Virginia
Curry, Elizabeth 2007

KENTUCKY

Forest Hills
Spinks, Kathy 1985, 86, 87, 88

LaGrange
Elzy, Kyra 1997, 98, 99, 00, 01

Louisville
Harrison, Lisa 1990, 91, 92, 93

Murray
Todd, Mina 1981

LOUISIANA

Marrero
Auguste, Alberta 2007, 08

MARYLAND

Baltimore
Johnson, Dana 1992, 93, 94, 95
Tucker, Jannah 2014, 15

Waldorf
Collins, Mimi 2019

MASSACHUSETTS

Westwood
Guastalli, Aubrey 2005

MICHIGAN

Canton
Head, Dena 1989, 90, 91, 92

Detroit
Charles, Daedra 1989, 90, 91
Evans, Peggy 1991, 92, 93

Flint
Edwards, Tonya 1987, 88, 89, 90

Saginaw
Clark, Regina 1989, 90, 91, 92

MISSISSIPPI

Philadelphia
Thompson, Pashen 1994, 95, 96, 97

MISSOURI

Lee's Summit
Spani, Taber 2010, 11, 12, 13

NEVADA

Las Vegas
Burrell, Rae 2019, 20

NEW JERSEY

Dunellen
Durham, Kris 1988, 89

NEW YORK

Astoria
Holdsclaw, Chamique 1996, 97, 98, 99

New York
Bobbitt, Shannon 2007, 08

Staten Island
Anosike, Nicky 2005, 06, 07, 08

NORTH CAROLINA

Cary
Key, Tamari 2020

Charlotte
Burdick, Cierra 2012, 13, 14, 15
Johnson, Tiffani 1995, 96, 97

Gastonia
Littlejohn, Cheryl 1984, 85, 86, 87

OHIO

Addyston
Pillow, Shalon 1999, 00, 01, 02

Clarksburg
Noble, Cindy 1979, 80, 81

Cleveland
Randall, Semeka 1998, 99, 00, 01

Columbus
Horston, Jordan 2020

West Chester
Gray, Amber 2009, 10

Mason
Muñoz, Michelle 2002

Northfield
Ward, Vonda 1992, 93, 94, 95

OKLAHOMA

Sapulpa
Brewer, Alyssia 2009, 10, 11

LADY VOLS BY STATE (COUNTRY) / HOMETOWN

OREGON

Portland
Nared, Jaime 2015, 16, 17, 18
Reynolds, Jordan 2014, 15, 16, 17

Salem
Westbrook, Evina 2018, 19

Springfield
Russell, Mercedes 2014, 15, 16, 17, 18

Tigard
Milligan, Laurie 1995, 96, 97, 98

PENNSYLVANIA

Broomall
Clement, Kristen "Ace" 1998, 99, 00, 01

Macungie
Marciniak, Michelle 1994, 95, 96

SOUTH CAROLINA

Carlisle
Jeter, Marlene 1991, 92

Columbia
Geter, Teresa 1998, 99

Hartsville
Phillips, Jasmine 2013

Kershaw
Horton, Karla 1985, 86, 87

TENNESSEE

Alcoa
Marsh, Dawn 1985, 86, 87, 88

Brentwood
Mott, Sabrina 1987

Bristol
McDaniel, Courtney 2001, 02, 03, 04

Calhoun
Brady, Dianne 1974, 75

Chattanooga
Massengill, Jazmine 2019, 20

Clarksville
Graves, Bashaara 2013, 14, 15, 16
Williams, Kamiko 2010, 11, 12, 13

Cleveland
Adams, Jody 1990, 91, 92, 93
Jackson, Brittany 2002, 03, 04, 05
Montgomery, Zandra 1978, 79
Scruggs, Joy 1972, 73, 74, 75

Collierville
McCray, Nikki 1992, 93, 94, 95

Cosby
Carver, Tamara 1991

Crossville
Watson, Jackie 1975, 76, 77

Decatur
Greene, Misty 1996, 97, 98

Deer Lodge
Pemberton, Jane 1975-76

Ducktown
Boggs, Cindy 1975

Etowah
Tuggle, Jennifer 1985, 86, 87, 88

Gallatin
Scott, Debbie 1989, 90

Gatlinburg
McGill, Lisa 1977, 78, 79

Gray
Larkey, Tammy 1982, 83

Greeneville
Dobson, Gail 1972, 73, 74, 75
Hawhee, Debbie 1989, 90, 91, 92

Harriman
Moore, Pearl 1988, 89, 90

Helenwood
Cecil, Lesia 1986

Hohenwald
Davis, Susie 1977, 78, 79

Jefferson City
Harper, Jerilynn 1979

Johnson City
McCray, Melissa 1985, 86, 87, 88

Kingston
Clower, Susan 1979, 80, 81, 82

Knoxville
Dupree, Faith 2010
Fancher, Sherri 1977, 78, 79
Graves, Liza 1976, 77, 78
Hatmaker, Pat 1981, 82, 83, 84
Johnson, Glory 2009, 10, 11, 12
McCoy, Jaiden 2020
Smith, Tanika 1994, 95
Snyder, Kristie 1984
Warlick, Holly 1977, 78, 79, 80

LaFollette
Bostic, Sherry 1985, 86

Lake City
Morton, Karen 1983
Sexton, Shelley 1984, 85, 86, 87

Lebanon
Dilligard, Rochone 1992, 93, 94

Lenoir City
Bowman, Nancy 1973, 74, 75

LADY VOLS BY STATE (COUNTRY) / HOMETOWN

Loudon
Townson, Gay 1987

Maryville
Cannon, Sonya 1981, 82, 83, 84
Casteel, Kelli 1989, 90, 91, 92
Garner, Marci 1975, 76
McMahan, Cait 2007, 08, 09
Thomas, Sue 1975, 76, 77

Memphis
Avant, Lauren 2011
Clark, Becky 1980

Morristown
Barbre, Suzanne 1975, 76, 77, 78
Hance, Leanne 1978

Murfreesboro
Hayes, Anastasia 2018
Jackson, Meme 2016, 17, 18, 19
Middleton, Alexa 2015, 16, 17

Nashville
Harrison, Isabelle 2012, 13, 14, 15
Koehler, Janice 1975, 76

New Market
Greene, Kathie 1976

Newport
O'Neil, Kathy 1977, 78, 79, 80

Norris
Ray, Linda 1982, 83, 84, 85

Oak Ridge
Caldwell, Nikki 1991, 92, 93, 94

Oneida
Laxton, Brynae 1996, 97, 98

Pulaski
Frost, Sheila 1986, 87, 88, 89

Sevierville
Edwards, Sarah 1999, 00, 01

Sharon
Roberts, Emily 1977

Shelbyville
Canon, Abby 2005
Canon, Amanda 1999, 00, 01, 02
Fuller, Alex 2005, 06, 07, 08, 09
Johnson, Michelle 1993, 95
Woosley, Tiffany 1992, 93, 94, 95

South Fulton
Bondurant, Fonda 1976, 77

Sparta
Jolly, Kellie 1996, 97, 98, 99

Winchester
Davis, Latina 1993, 94, 95, 96

TEXAS

Cibolo
Simmons, Meighan 2011, 12, 13, 14

Duncanville
Catchings, Tamika 1998, 99, 00, 01
Green, Zaay 2019, 20

Grand Prairie
Robinson, Ashley 2001, 02, 03, 04

Phillips
Rankin, Jill 1980

Richmond
Smallwood, Kim 1996

VIRGINIA

Alexandria
Lawson, Kara 2000, 01, 02, 03

Annandale
Foulds, Susan 1980, 81

Blacksburg
Collins, Lynne 1981, 82, 83, 84

Daleville
Moats, Nicci 2007

WASHINGTON

Spokane Valley
Bjorklund, Angie 2008, 09, 10, 11

WEST VIRGINIA

Charleston
Hornbuckle, Alexis 2005, 06, 07, 08

Glendale
Gamble, Amy 1984

Mullens
Saunders, Emily 2020

Parkersburg
Ostrowski, Mary 1981, 82, 83, 84

WISCONSIN

Schofield
Smith, Melissa 1990

AUSTRALIA

Bendigo
Rennie, Jessie 2020

Melbourne
Brown, Lou 2019, 20

ENGLAND

London
Green, Cheridene 2017, 18, 19

ALL-TIME LADY VOL COACHES

Name	Years	Yrs.	Won	Lost	Tie	Pct.
Katherine Williams	1903	1	0	2	0	.000
Jenny Morrill	1904	1	0	2	0	.000
L.T. Bellmont	1905	1	0	4	0	.000
Essie Polk	1906	1	0	3	0	.000
T.S. Myers	1907	1	1	1	0	.500
W.C. Burnley	1908	1	1	2	0	.333
Andrew Weisenberg	1909	1	1	1	1	.500
Howard Sandberg	1909-10	1	0	2	0	.000
Mary Douglas Ayres	1920	1	2	3	0	.400
Mabel Miller	1922-23	2	4	2	0	.667
Fay Morgan	1924	1	4	3	0	.571
Ann Huddle	1925-26	2	12	4	1	.735
Nancy Lay	1960-68	9	*	*	*	***
Joan Cronan	1969-70	2	8	10	0	.444
Margaret Hutson	1971-74	4	60	19	0	.759
Pat Head Summitt	1974-2012	38	1,098	208	0	.841
Holly Warlick	2012-19	7	172	67	0	.720
Kellie Harper	2019-					
TOTALS	**74 years**		**1,363**	**333**	**2**	**.803**

18 coaches in 74 seasons entering 2019-20
* No schedules or results available

NOTE: The 1,363 victories establish the University of Tennessee as the all-time winningest program in NCAA Division I women's basketball history.

ALL-TIME ASSISTANTS & STAFF

COACH	POSITION	YEARS
Jane Albright	Graduate Assistant	1981-83
Kathy Allen	Graduate Assistant	2002-04
Janet Allman	Graduate Assistant	1983-84
Nicky Anosike	Graduate Manager	2018-19
Debbie Ayers	Volunteer Assistant	1989-90
Josh Baney	Graduate Assistant/Video Coordinator	2012-13/2013-14
Journey Beard	Volunteer Assistant	1982-83
Michael Beaumont	Director of Basketball Operations	2012-19
Alysiah Bond	Director of Basketball Operations	1998-01
Josh Boucher	Graduate Assistant/Video Coordinator	2014-17
Al Brown	Assistant	1995-02
Greg Brown	GA/Assistant	2002-03/2003-04
Tasha Butts	Graduate Assistant	2004-05
Nikki Caldwell	GA/Assistant	1998-99/2002-08
Daedra Charles-Furlow	Assistant/Director of Character Development	2008-10/2010-12
Shelia Collins	Graduate Assistant	1986-87
Loretta Coughlin	Volunteer Assistant	1980-81
Tony Cross	Volunteer Assistant	1983-84
Elizabeth Curry	Graduate Assistant	2007-09
Caleb Currier	**Graduate Manager**	**2019-20**
Nancy Darsch	Assistant	1978-85
Mickie DeMoss	Asst./Assoc. Head/Asst	1985-2001/2001-03/2010-12
Sherry Dihel	Vol. Admin. Asst.	1997-98
Danielle Donehew	Graduate Assistant/Director of Basketball Operations	2001-03/2003-08
Dustin Edwards	Video Coordinator	2010-11
Angel Elderkin	Graduate Assistant/Video Coordinator	2005-06/2006-07
Kyra Elzy	Assistant/Assoc. Head	2012-2015/2015-16
Heather Ervin	**Dir. of Recruit. Ops. & Player Personnel/Dir. of Player Relations & Admin.**	**2016-19/2019-present**
Michael Fahey	Video Coordinator	2011-13
Stephanie Glance	Special Asst./Assistant	2009-10
Lacey Goldwire	**Assistant Coach & Recruiting Coordinator**	**2019-present**
Bridgette Gordon	Assistant	2017-19
Catherine Greene	**Director of Basketball Operations**	**2019-present**
Jon Harper	**Assistant Coach**	**2019-present**
Kellie Harper	**Head Coach**	**2019-present**
Kathy Harston	Director of Basketball Operations	2008-12
Sylvia Hatchell	Graduate Assistant	1974-75
David Head	Graduate Assistant	2003-05
Lea Henry	Graduate Assistant	1984-85
Elizabeth Jackson	Graduate Assistant	1976-77
Jessica Jackson	**Director of Recruiting Operations**	**2019-present**
Jasmine Jones	Graduate Assistant	2014-17
Cassie Kowaleski	Graduate Assistant	2009-10
Jolette Law	Assistant	2012-17
Angela Lawson	Graduate Assistant	1989-91
Dean Lockwood	Assistant	2004-19
Dawn Marsh	Part-time Assistant	1988-90
Betsy McAllister	Video Coordinator	2007-10
Janet McGee	Assistant To Head Coach	2012-19
Corinne Milien	Graduate Assistant	2010-12
Matthew Mitchell	Graduate Assistant	1999-00
Pam Owens	Graduate Assistant	2005-06
Carolyn Peck	Assistant	1993-95
Jill Rankin	Graduate Assistant	1980-81
Sharrona Reaves	Assistant	2016-19
Kelly P. Sahner	Director of Basketball Operations	1996-98
Shelley Sexton	Graduate Assistant	1988-89
Amber Smith	Graduate Assistant	2013-14
Judy Southard	Graduate Assistant	1977-78
Amber Stocks	GA/Director of Basketball Operations	2000-01/2001-02
Jennifer Sullivan	**Assistant Coach**	**2019-present**
Pat Summitt	Head Coach/Head Coach Emeritus	1974-2012/2012-2016
Pam Tanner	Assistant/Graduate Assistant	1990-93
Josh Theis	**Graduate Manager**	**2019-20**
Heidi VanDerveer	Graduate Assistant	1986-88
Alex Varlan	**Video Coordinator/Director of Scouting and Analytics**	**2017-19/2019-present**
Holly Warlick	Assistant/Assoc. Head/Head	1985-2004/2005-12/2012-19
Lisa Webb	Graduate Assistant	1988-89
Claudia Woody	Graduate Assistant	1978-79



PAT SUMMITT

HEAD COACH: 1974-2012

38 YEARS AS HEAD COACH/4 YEARS AS HEAD COACH EMERITUS
TENNESSEE-MARTIN '74

SUMMITT BY THE NUMBERS

CAREER RECORD
Overall 1,098-208 (.840)
Home: 504-48 (.913)
Away 360-95 (.791)
Neutral 234-65 (.782)

SEC GAMES
Overall: 458-69 (.869)
Home: 204-15 (.932)
Away: 173-37 (.823)
Neutral: 81-17 (.826)
Tournament Games: 69-17 (.795)

NON-CONFERENCE GAMES
Overall: 640-139 (.822)

SEC CHAMPIONSHIPS
Regular Season:
(16 out of 32) 1980, '85, '90, '93, '94, '95, '98, '99, 2000, '01, '02, '03, '04, '07, '10, '11
Tournament Titles:
(16 out of 32) 1980, '85, '88, '89, '92, '94, '96, '98, '99, 2000, '05, '06, '08, '10, '11, '12

VS. RANKED OPPONENTS
Overall: 440-168 (.724)
AP Ranked 1-10: 176-125 (.585)
AP Ranked 11-25: 237-38 (.861)
ESPN Ranked 1-10: 133-82 (.632)
ESPN Ranked 11-25: 203-27 (.883)

VS. UNRANKED OPPONENTS
Overall: 659-40 (.942)

NCAA TOURNAMENT
Overall: 112-23 (.829)
31 1st/2nd Rounds: 48-1
30 Regional Semis: 25-5
25 Regional Finals: 18-7
18 NCAA Final Fours: 21-10
8 NCAA Titles: 1987, '89, '91, '96, '97, '98, 2007, '08

COACHING HONORS
SEC Coach of the Year:
1993, '95, '98, 2001, '03, '04, '07, '11
NCAA Coach of the Year:
1983, '87, '89, '94, '95, '98, 2004
Naismith Coach of the Century:
2000

AMAZING NUMBERS
- Summitt faced 164 different opponents in 1,306 total games and teams from 35 conferences
- 46% of her 1,306 total games were played versus ranked teams (604 total games against ranked opponents) with 440 victories versus ranked opponents
- 161 all-time Lady Vols contributed to her 1,098 wins
- 72% of those all-time players went on to be decorated as Olympians, All-Americans, USA National Team members, All-SEC performers, Academic All-Americans, etc...

THE LEGACY OF PAT SUMMITT (JUNE 14, 1952 TO JUNE 28, 2016)

MAJOR CAREER ACCOMPLISHMENTS

- Her program maintained a 100-percent graduation rate for players who completed their eligibility at Tennessee.
- In August of 2012, the 122nd player under her watch graduated and entered graduate school for her final playing season as a Lady Vol.
- In 38 seasons as head coach at Tennessee (1974-2012), she produced a 1,098-208 record (.840).
- Summitt's career victory total was the most of any coach in the history of NCAA men's or women's basketball at the time of her retirement.
- She guided her teams to eight NCAA National Championships (1987, 1989, 1991, 1996, 1997, 1998, 2007, 2008).
- Tennessee made an unprecedented 31-consecutive appearances in the NCAA Tournament and advanced to a record 18 NCAA Final Fours, winning eight times and finishing second on five occasions.
- Her squads won a combined 32 SEC regular season and tournament championships (16 regular season/16 tournament).
- Tennessee's record during 33 years of play in the SEC under her watch was 317-44 (.878) in the regular season and 69-17 (.802) during the postseason tournament.
- She produced 21 WBCA/Kodak/State Farm All-Americans who earned 36 honors.
- A total of 39 of her players earned All-SEC distinction, combining to garner 82 honors.
- Fourteen of her players were named to Olympic Teams.
- Sent 34 of her players on to the WNBA, including 15 drafted in the first round and three picked No. 1 overall.
- At the time of her retirement in 2012, 78 who were mentored by Summitt in the UT program worked in basketball coaching or administrative positions.
- Coached U.S. Olympic Women's Basketball Team to gold medal at 1984 Los Angeles Olympiad.
- Also selected as assistant on 1980 U.S. Olympic Team and for various other international competitions.
- Was co-captain player on silver-medal-winning 1976 U.S. Olympic squad while employed as coach at Tennessee.
- Among hundreds of honors, she received the Presidential Medal of Freedom from President Barack Obama during a ceremony at the White House on May 29, 2012.

MAJOR COACHING AWARDS

- Summitt was named as the Naismith Coach of the Century in April 2000.
- In July 2009, *The Sporting News* named the "50 Greatest Coaches of All-Time." Summitt was voted 11th and was the only woman on the list.
- She became the first female recipient of the Legends of Coaching Award, which was adopted by the John R. Wooden Award Committee in 1999. The award recognizes the lifetime achievement of coaches who exemplify the late Coach Wooden's high standards of coaching success and personal achievement.
- After winning her eighth NCAA title, Summitt received the prestigious John R. Wooden Legends of Coaching lifetime achievement award in Los Angeles, Calif., on April 12, 2008.
- In 1990, Summitt received the most prestigious award given by the Basketball Hall of Fame, the John Bunn Award. Summitt was the first female to receive the award in the Hall's history.
- Named 2011 *Sports Illustrated* Sportswoman of the Year (along with Sportsman of the Year, Duke men's coach Mike Krzyzewski on Dec. 6, 2011).
- Summitt was named 1987, 1989, 1994, 1998 and 2004 Naismith College Coach of the Year and 1998 AP Coach of the Year.
- She was chosen WBCA/Converse Coach of the Year in 1983 and 1995 and the IKON/WBCA Coach of the Year in 1998.
- She was named SEC Coach of the Year eight times (1993, 1995, 1998, 2001, 2003, 2004, 2007, 2011).

HALL OF FAME MEMBERSHIP

- Summitt was inducted into the Naismith Memorial Basketball Hall of Fame in Springfield, Mass., on Oct. 13, 2000, the first time she was eligible for the Hall's ballot.
- A little more than a year earlier, Summitt was inducted into the Women's Basketball Hall of Fame in the 1999 inaugural class.
- In October 1990, Summitt was enshrined in the Women's Sports Foundation Hall of Fame at a gala event in New York City.
- In April 1996, she was inducted into the National Association for Sport and Physical Education's Hall of Fame.
- She was inducted into the Tennessee Women's Hall of Fame on June 17, 2011.
- Summitt was a 2003 inductee into the Tennessee Sports Hall of Fame.
- The Greater Knoxville Sports Hall of Fame welcomed her in 1992.
- In November 2012, Summitt was inducted into the Lady Vol (now Univ. of Tennessee Athletics) Hall of Fame.

PAT SUMMITT YEAR-BY-YEAR

Year	Regular Season	Postseason	Overall	Finish
1974-75	11-6	5-2	16-8	State
1975-76	12-8	4-3	16-11	2nd State
1976-77	20-3	8-2	28-5	3rd Final Four
1977-78	22-2	5-2	27-4	1st AIAW Poll
1978-79	22-7	8-2	30-9	3rd Final Four
1979-80	25-3	8-2	33-5	2nd Final Four
1980-81	16-5	9-1	25-6	2nd Final Four
1981-82	17-8	5-2	22-10	3rd Final Four
1982-83	21-6	4-2	25-8	2nd NCAA Regional
1983-84	19-8	4-2	23-10	2nd Final Four
1984-85	18-9	4-1	22-10	3rd NCAA Regional
1985-86	21-8	3-2	24-10	3rd Final Four
1986-87	22-5	6-1	28-6	**NCAA Champions**
1987-88	25-2	6-1	31-3	3rd Final Four
1988-89	27-2	8-0	35-2	**NCAA Champions**
1989-90	23-4	4-2	27-6	2nd NCAA Regional
1990-91	23-4	7-1	30-5	**NCAA Champions**
1991-92	24-2	4-1	28-3	3rd NCAA Regional
1992-93	27-1	2-2	29-3	2nd NCAA Regional
1993-94	26-1	5-1	31-2	3rd NCAA Regional
1994-95	27-1	7-2	34-3	2nd Final Four
1995-96	23-4	9-0	32-4	**NCAA Champions**
1996-97	21-9	8-1	29-10	**NCAA Champions**
1997-98	30-0	9-0	39-0	**NCAA Champions**
1998-99	25-2	6-1	31-3	2nd NCAA Regional
1999-00	25-3	8-1	33-4	2nd Final Four
2000-01	28-1	3-2	31-3	3rd NCAA Regional
2001-02	24-3	5-2	29-5	3rd Final Four
2002-03	26-3	7-2	33-5	2nd Final Four
2003-04	25-2	6-2	31-4	2nd Final Four
2004-05	23-4	7-1	30-5	3rd Final Four
2005-06	25-4	6-1	31-5	2nd NCAA Regional
2006-07	27-2	7-1	34-3	**NCAA Champions**
2007-08	27-2	9-0	36-2	**NCAA Champions**
2008-09	20-9	2-2	22-11	NCAA First Round
2009-10	27-2	5-1	32-3	NCAA 3rd NCAA Regional
2010-11	28-2	6-1	34-3	NCAA 2nd NCAA Regional
2011-12	21-8	6-1	27-9	NCAA 2nd NCAA Regional
Totals	**873-155 (.850)**	**225-53 (.807)**	**1,098-208 (.840)**	

Collegiate Record: 1,098-208 (.841)

International Record: 63-4 (.940)

Overall Record: 1,161-212 (.846)

LADY VOL HONOREES

There are 72 categories of prominent honors that have been received by Lady Vol basketball players over the years. One-hundred-twenty-six Lady Vols, 67 percent of the all-time roster of 187 players (through those on 2018-19 roster), have received recognition in one of these categories. Fifteen players distinguish themselves by appearing in a double-digit number of categories: Chamique Holdsclaw 37; Candace Parker 32; Tamika Catchings 24; Bridgette Gordon, 20; Glory Johnson and Kara Lawson, 16; Dena Head, 13; Daedra Charles and Nikki McCray, 12; Michelle Marciniak and Shekinna Stricklen, 11; Angie Bjorklund, Cierra Burdick, Tanya Haave and Semeka Randall, 10.

OLYMPIANS
Cindy Brogdon 1976 (Silver)
Tamika Catchings 2004 (Gold), '08 (Gold), '12 (Gold), '16 (Gold)
Daedra Charles 1992 (Bronze)
Bridgette Gordon 1988 (Gold)
Lea Henry 1984 (Gold)
Chamique Holdsclaw 2000 (Gold)
Kara Lawson 2008 (Gold)
Nikki McCray 1996 (Gold), 2000 (Gold)
Carla McGhee 1996 (Gold)
Cindy Noble 1980 (Boycott), '84 (Gold)
Candace Parker 2008 (Gold), '12 (Gold)
Jill Rankin 1980 (Boycott)
Patricia Roberts 1976 (Silver)
Holly Warlick 1980 (Boycott)

USA NATIONAL TEAMS
Cindy Brogdon 1976-78
Tamika Catchings 2002, '04, '06-'16
Daedra Charles 1989, '92, '94
Shelia Collins 1983
Latina Davis 1995
Tonya Edwards 1997
Peggy Evans 1993
Sheila Frost 1988
Bridgette Gordon 1987-88, 1991
Debbie Groover 1979
Tanya Haave 1982
Dena Head 1991-94
Lea Henry 1980-84
Chamique Holdsclaw 1997-00
Dana Johnson 1994
Glory Johnson 2011, '13
Kara Lawson 2001, '06-10
Michelle Marciniak 1995-99
Nikki McCray 1993, '95-96, '98-00
Carla McGhee 1987, '93-96
Loree Moore 2003
Cindy Noble 1979-80, '83-84
Mary Ostrowski 1981, '83
Candace Parker 2006-'15
Semeka Randall 1998
Jill Rankin 1979-80
Patricia Roberts 1976-78
Michelle Snow 2004, '06-08
Sidney Spencer 2008
Shekinna Stricklen 2011
Holly Warlick 1978-80
Tiffany Woosley 1994

USA JUNIOR NATIONAL TEAMS
Jody Adams 1990
Nicky Anosike 2005, '07
Vicki Baugh 2006-07
Angie Bjorklund 2007
Alyssia Brewer 2008
Cierra Burdick 2009-11
Kelley Cain 2006
Andraya Carter 2010
Tamika Catchings 1997-98
Kristen Clement 1997
Susan Clower, 1978-79
Shelia Collins 1982
Abby Conklin, 1993-94
Latina Davis, 1993-94
Diamond DeShields, 2010-12, '15
Kris Durham 1986-88
Tonya Edwards 1986-87
Cindy Ely 1977-78
Kyra Elzy 1997
Peggy Evans 1991-92
Sheila Frost 1986
Bridgette Gordon 1986
Bashaara Graves, 2009-10, '12-'13
Debbie Groover 1977
Tanya Haave 1981
Lisa Harrison 1991
Dena Head 1989
Lea Henry 1978-79
Chamique Holdsclaw 1995
Dana Johnson 1991-93
Glory Johnson, 2007
Tiffani Johnson 1996
Tammy Larkey 1981
Kara Lawson 1998
Michelle Marciniak 1989-93
Pam Marr 1983
Dawn Marsh 1985-86
Ariel Massengale 2009-11, '13
Cait McMahan 2005
Loree Moore 2000-01
Karen Morton 1982, 1983
Mary Ostrowski 1978-80
Candace Parker 2003-04
Semeka Randall 1996-97
Ashley Robinson 2000
Mercedes Russell, 2011-12, '15
Michelle Snow 2000
Taber Spani, 2009
Shekinna Stricklen, 2007-08
Pashen Thompson 1994
Vonda Ward 1989-90, 1993
Holly Warlick 1977
Tiffany Woosley 1992-93

USA 3x3 TEAM
Cierra Burdick 2014

U.S. OLYMPIC FESTIVAL
Jody Adams 1990
Daedra Charles 1987
Susan Clower 1978-79
Shelia Collins 1982
Abby Conklin 1993-94
Latina Davis 1993
Kris Durham 1986-87
Tonya Edwards 1986
Cindy Ely 1978
Peggy Evans 1991
Sheila Frost 1986
Amy Gamble 1982-83
Bridgette Gordon 1986
Tanya Haave 1981
Lisa Harrison 1991
Dena Head 1987
Lea Henry 1978-79
Chamique Holdsclaw 1995
Marlene Jeter 1989
Dana Johnson 1991
Tammy Larkey 1981
Michelle Marciniak 1989-91
Pam Marr 1983
Dawn Marsh 1985-86
Laurie Milligan 1995
Karen Morton 1982-83
Mary Ostrowski 1978-79
Pashen Thompson 1994
Vonda Ward 1989-90

WBCA/KODAK/STATE FARM ALL-AMERICANS
Cindy Brogdon (F) 1976, '78, '79
Tamika Catchings (F) 1998, '99, '00, '01
Daedra Charles (C) 1990, 1991
Shelia Collins (G) 1985
Shyra Ely (F) 2004
Bridgette Gordon (F) 1988, '89
Tanya Haave (F) 1983
Lisa Harrison (F) 1993
Dena Head (G) 1992
Chamique Holdsclaw (F) 1996, '97, '98, '99
Glory Johnson (F) 2012
Kara Lawson (G) 2003
Nikki McCray (F) 1994, '95
Cindy Noble (C) 1981
Mary Ostrowski (F) 1982
Candace Parker (F) 2006, '07, '08
Semeka Randall (G) 1999, 2000
Jill Rankin (C) 1979, '80
Patricia Roberts (C) 1977
Shekinna Stricklen (G/F) 2011
Holly Warlick (G) 1980

NAISMITH PLAYER OF THE CENTURY (1900s)
Chamique Holdsclaw 2000

NAISMITH PLAYER OF THE YEAR
Chamique Holdsclaw 1998, '99
Tamika Catchings 2000
Candace Parker 2008

NAISMITH ALL-AMERICA TEAM
Tamika Catchings 1999, '00
Daedra Charles 1991
Bridgette Gordon 1988, '89
Lisa Harrison 1993
Dena Head 1992
Chamique Holdsclaw 1997, '98, '99
Michelle Marciniak 1996
Nikki McCray 1994, 1995
Candace Parker 2007, '08

ASSOCIATED PRESS PLAYER OF THE YEAR
Chamique Holdsclaw 1998, '99
Tamika Catchings 2000
Candace Parker 2008

ASSOCIATED PRESS ALL-AMERICA TEAM
Angie Bjorklund 2010 (HM), '11 (HM)
Shannon Bobbitt 2008 (HM)
Cierra Burdick 2015 (HM)
Tamika Catchings 1999 (1st), '00 (1st), '01 (2nd)
Shyra Ely 2004 (3rd)
Bahaara Graves 2016 (HM)
Isabelle Harrison 2014 (HM), '15 (HM)
Chamique Holdsclaw 1997 (1st), '98 (1st), '99 (1st)
Gwen Jackson 2001 (HM), '03 (HM)
Glory Johnson 2012 (HM)
Kellie Jolly 1999 (HM)
Kara Lawson 2001 (HM), '02 (3rd), '03 (2nd)
Jaime Nared 2018 (HM)
Candace Parker 2006 (2nd), '07 (1st), '08 (1st)
Semeka Randall 1999 (2nd), '00 (2nd), '01 (HM)
Mercedes Russell 2017 (HM)
Meighan Simmons 2011 (HM), '13 (3rd), '14 (HM)
Michelle Snow 2001 (HM), '02 (HM)
Shekinna Stricklen 2010 (HM), '11 (3rd), '12 (3rd)

ESPY AWARDS FEMALE ATHLETE OF THE YEAR
Chamique Holdsclaw 1999
Candace Parker 2008

ESPY AWARDS FEMALE COLLEGIATE ATHLETE OF THE YEAR
Candace Parker 2008

ESPY AWARDS WOMEN'S BASKETBALL PLAYER OF THE YEAR
Tamika Catchings 2001
Chamique Holdsclaw 1998, '99

ESPY AWARDS UNDERARMOUR UNDENIABLE PERFORMANCE AWARD
2007 Team

HONDA-BRODERICK CUP ATHLETE OF THE YEAR
Chamique Holdsclaw 1998
Candace Parker 2008

HONDA SPORTS AWARD
Bridgette Gordon 1989
Chamique Holdsclaw 1997, '98
Candace Parker 2007, '08

NCAA WOMAN OF THE YEAR
Nicky Anosike 2008
Glory Johnson 2012 (top 30)
Kara Lawson 2003 (finalist)

ESPN.COM NATIONAL PLAYER OF THE YEAR
Candace Parker 2008

SPORTING NEWS PLAYER OF THE YEAR
Chamique Holdsclaw 1998, '99

SPORTING NEWS ALL-AMERICA TEAM
Tamika Catchings 1999, '00
Chamique Holdsclaw 1998, '99
Semeka Randall 1999 (2nd)

SPORTS ILLUSTRATED PLAYER OF THE YEAR
Chamique Holdsclaw 1998, '99

SPORTS ILLUSTRATED ALL-AMERICA TEAM
Tamika Catchings 1999, '00
Chamique Holdsclaw 1998, '99

STATE FARM WADE TROPHY WINNER
Daedra Charles 1991
Candace Parker 2007

LADY VOL HONOREES (CONTINUED)

SULLIVAN AWARD
Chamique Holdsclaw 1999

USA BASKETBALL PLAYER OF THE YEAR
Chamique Holdsclaw 1997
Cindy Noble 1982

U.S. BASKETBALL WRITERS OF AMERICA PLAYER OF THE YEAR
Chamique Holdsclaw 1998, '99
Tamika Catchings 2000
Candace Parker 2007, '08

U.S. BASKETBALL WRITERS OF AMERICA FRESHMAN OF THE YEAR
Chamique Holdsclaw 1996
Tamika Catchings 1998
Shekinna Stricklen 2009

FRANCIS POMEROY NAISMITH AWARD
Kara Lawson 2003

WBCA PLAYER OF THE YEAR
Chamique Holdsclaw 1998, '99
Tamika Catchings 2000

WOODY HAYES AWARD
Kara Lawson 2004

JOHN R. WOODEN PLAYER OF THE YEAR
Candace Parker 2007, '08

JOHN R. WOODEN ALL-AMERICA TEAM
Candace Parker 2007, '08

NAISMITH COACH OF THE CENTURY (1900s)
Pat Summitt 2000

ASSOCIATED PRESS COACH OF THE YEAR
Pat Summitt 1998

ESPY COACH/MANAGER OF THE YEAR
Pat Summitt 2008

ESPY AWARDS/ARTHUR ASHE COURAGE AWARD
Pat Summitt 2012

NAISMITH COACH OF THE YEAR
Pat Summitt 1987, '89, '94, '98, '04

WBCA-CONVERSE COACH OF THE YEAR
Pat Summitt 1983, '95, '98

WBCA-SPALDING MAGGIE DIXON DIV. I ROOKIE COACH OF THE YEAR
Holly Warlick 2013

THE JOHN AND NELLIE WOODEN COACH OF THE YEAR
Pat Summitt 1998

JOHN R. WOODEN LEGENDS OF COACHING AWARD
Pat Summitt 2008

USA BASKETBALL WRITERS OF AMERICA COACH OF THE YEAR
Pat Summitt 1998

ESPY AWARDS CO-TEAM OF THE DECADE (1990s)
Jody Adams 1989-93
Niya Butts 1996-2000
Nikki Caldwell 1990-94
Amanda Canon 1998-02
Tamara Carver 1990-91
Kelli Casteel 1988-92
Tamika Catchings 1997-01
Daedra Charles 1988-91
Regina Clark 1988-92
Kristen "Ace" Clement 1997-01
Abby Conklin 1993-97
Latina Davis 1992-96
Rochone Dilligard 1991-94
Sarah Edwards 1998-01
Tonya Edwards 1986-90
Kyra Elzy 1996-01
Peggy Evans 1990-93
Teresa Geter 1997-99
Misty Greene 1995-98
Lisa Harrison 1989-93
Debbie Hawhee 1988-92
Dena Head 1988-92
Chamique Holdsclaw 1995-99
Marlene Jeter 1990-92
Dana Johnson 1991-95
Michelle Johnson 1993, 1995
Tiffani Johnson 1994-97
Kellie Jolly 1995-99
Brynae Laxton 1995-98
Michelle Marciniak 1993-96
Nikki McCray 1991-95
Carla McGhee 1986-90
Laurie Milligan 1994-98
Pearl Moore 1987-90
Shalon Pillow 1998-02
Semeka Randall 1997-01
Debbie Scott 1988-90
Kim Smallwood 1995-96
Melissa Smith 1989-90
Tanika Smith 1993-95
Michelle Snow 1998-02
Lashonda Stephens 1996-2000
Pashen Thompson 1993-97
Vonda Ward 1991-95
Tiffany Woosley 1991-95

KODAK 25th ANNIVERSARY TEAM
Chamique Holdsclaw 1999

NCAA TEAM OF THE DECADE (1980s)
Bridgette Gordon (F)

NCAA 25th ANNIVERSARY TEAM
Chamique Holdsclaw
Bridgette Gordon
Pat Summitt (coach)

NCAA POSTGRADUATE SCHOLARSHIPS
Tanya Haave 1984
Lea Henry 1983

CoSIDA ACADEMIC ALL-AMERICAN OF THE YEAR
Jill Rankin 1980
Candace Parker 2008

GTE/CoSIDA ALL-TIME ACADEMIC ALL-AMERICA BASKETBALL TEAM
Jill Rankin (2nd)

CoSIDA ACADEMIC ALL-AMERICA TEAM
Nicky Anosike 2008 (2nd)
Angie Bjorklund 2010 (1st), '11 (2nd)
Cierra Burdick 2015 (2nd)
Peggy Evans 1992 (3rd)
Tanya Haave 1983 (3rd), '84 (1st)
Lea Henry 1983 (3rd)
Glory Johnson 2012 (1st)
Kara Lawson 2003 (1st)
Candace Parker 2007 (2nd), '08 (1st)
Jill Rankin 1980 (1st)
Shanna Zolman 2006 (1st)

ARTHUR ASHE JR. FEMALE SPORTS SCHOLAR OF THE YEAR
Andraya Carter 2016

WBCA NAT'L' PLAYER OF THE MONTH
Candace Parker (January) 2008

NCAA TOURNAMENT MOST OUTSTANDING PLAYER
Tonya Edwards 1987
Bridgette Gordon 1989
Chamique Holdsclaw 1997, '98
Michelle Marciniak 1996
Candace Parker 2007, '08

NCAA ALL-FINAL FOUR TEAM
Nicky Anosike 2007, '08
Shannon Bobbitt 2007. '08
Tamika Catchings 1998, '00
Daedra Charles 1991
Tonya Edwards 1987
Sheila Frost 1989
Bridgette Gordon 1987, '89
Dena Head 1991
Chamique Holdsclaw 1996, '97, '98
Gwen Jackson 2003
Tiffani Johnson 1996
Kellie Jolly 1997, '98
Kara Lawson 2003
Michelle Marciniak 1996
Nikki McCray 1995
Mary Ostrowski 1984
Candace Parker 2007, '08
Shanna Zolman 2004

NCAA REGIONAL TOURNAMENT MOST OUTSTANDING PLAYER
Kelli Casteel 1991 (Mideast)
Tamika Catchings 2000 (Mideast)
Shelia Collins 1982 (Mideast)
Latina Davis 1996 (East)
Bridgette Gordon 1987 (Mideast), '89 (East)
Chamique Holdsclaw 1997 (Midwest), '98 (Mideast)
Gwen Jackson 2003 (Mideast)
Dawn Marsh 1988 (East)
Nikki McCray 1995 (Mideast)
Mary Ostrowski 1984 (Mideast)
Candace Parker 2007 (Dayton), 2008 (Oklahoma City)
Shelley Sexton 1986 (Mideast)

NCAA ALL-REGIONAL TOURNAMENT TEAMS
Jody Adams 1991 (Mideast)
Shannon Bobbitt 2007 (Dayton)
Cierra Burdick 2015 (Spokane)
Tasha Butts 2004 (Midwest)
Kelli Casteel 1991 (Mideast)
Tamika Catchings 1999 (East), 2000 (Mideast)
Daedra Charles 1990 (East), 1991 (Mideast)
Shelia Collins 1982 (Mideast), 1985 (Mideast)
Latina Davis 1996 (East)
LaToya Davis 2004 (Midwest)
Diamond DeShields 2016 (Sioux Falls)
Shyra Ely 2002 (Midwest), 2003 (Mideast), 2004 (Midwest), 2005 (Philadelphia)
Sheila Frost 1986 (Mideast), 1987 (Mideast), 1989 (East)
Bridgette Gordon 1987 (Mideast), 1988 (East), 1989 (East)
Tanya Haave 1983 (Mideast), 1984 (Mideast)
Lisa Harrison 1993 (Mideast)
Dena Head 1990 (East)
Chamique Holdsclaw 1996 (East), 1999 (East), 1997 (Midwest), 1998 (Mideast)
Alexis Hornbuckle 2008 (Oklahoma City)
Gwen Jackson 2002 (Midwest), 2003 (Mideast)
Dana Johnson 1995 (Mideast)
Glory Johnson 2012 (Des Moines)
Kellie Jolly 1997 (Midwest)
Kara Lawson 2003 (Mideast)
Michelle Marciniak 1995 (Mideast), 1996 (East)
Dawn Marsh 1988 (East)
Ariel Massengale 2015 (Spokane)
Nikki McCray 1994 (Mideast), 1995 (MIdeast)
Mary Ostrowski 1984 (Mideast)
Candace Parker 2006 (Cleveland), 2007 (Dayton), 2008 (Oklahoma City)
Semeka Randall 1998 (Mideast), 2000 (Mideast)
Mercedes Russell 2016 (Sioux Falls)
Shelley Sexton 1986 (Mideast)
Meighan Simmons 2014 (Louisville)
Taber Spani 2013 (Oklahoma City)
Shekinna Stricklen 2011 (Dayton), 2012 (Des Moines)
Pashen Thompson 1997 (Midwest)
Kamiko Williams 2013 (Oklahoma City)
Tiffany Woosley 1993 (Mideast)
Shanna Zolman 2005 (Philadelphia), 2006 (Cleveland)

SEC COACH OF THE YEAR
Pat Summitt 1993, '95, '98, '01, '03, '04, '07, '11
Holly Warlick 2013

SEC FEMALE ATHLETE OF THE YEAR
Bridgette Gordon 1989
Daedra Charles 1991
Chamique Holdsclaw 1998, '99
Candace Parker 2008

ALL-SEC TEAM
In 1997, the AP began an All-SEC Team. C indicates Coaches' Team; AP indicates Associated Press Team; HM indicates honorable mention
Angie Bjorklund 2009 (2nd-C; HM-AP), '10 (1st-C & AP)
Shannon Bobbitt 2008 (2nd-C & AP)
Cierra Burdick 2015 (1st-C; 2nd-AP)
Tasha Butts 2004 (2nd-C; 3rd-AP)
Kelley Cain 2010 (1st-C & AP)
Tamika Catchings 1998 (1st-C & AP), '99 (1st-C & AP), '00 (1st-C & AP), '01 (C-2nd; 3rd-AP
Kristen "Ace" Clement 2001 (HM-AP
Daedra Charles 1990 (1st-C), '91 (1st-C)
Shelia Collins 1985 (1st-C)
Abby Conklin 1997 (2nd-C; HM-AP)
Latina Davis 1996 (2nd-C)

LADY VOL HONOREES (CONTINUED)

Rennia Davis 2019 (2nd-C & AP)
Diamond DeShields 2016 (2nd-AP), '17 (1st-C; 2nd AP)
Tonya Edwards 1998 (2nd-C), '90 (1st-C)
Shyra Ely 2004 (1st-C & AP), '05 (1st-C & AP)
Peggy Evans 1992 (1st-C)
Sheila Frost 1987 (1st-C), '88 (1st-C), '89 (1st-C)
Bridgette Gordon 1986 (1st-C), '87 (1st-C), '88 (1st-C), '89 (1st-C)
Bashaara Graves 2013 (1st-C; 2nd-AP), '16 (2nd-AP)
Tanya Haave 1983 (1st-C), '84 (1st-C)
Isabelle Harrison 2014 (1st-C & AP), '15 (1st-C; 2nd-AP)
Lisa Harrison 1993 (1st-C)
Dena Head 1990 (2nd-C), '91 (1st-C), '92 (1st-C)
Lea Henry 1983 (1st-C)
Chamique Holdsclaw 1996 (1st-C & AP),'97 (1st-C & AP), '98 (1st-C & AP), '99 (1st-C & AP)
Alexis Hornbuckle 2006 (2nd-C), '07 (1st-C & AP), '08 (1st-C; 2nd-AP)
Gwen Jackson 2001 (1st-C; 2nd-AP), '03 (1st-C; 2nd-AP)
Dana Johnson 1994 (1st-C), '95 (1st-C)
Glory Johnson 2011 (1st-C & AP), '12 (1st-C & AP)
Kellie Jolly 1999 (2nd-C)
Kara Lawson 2000 (1st-C; 2nd-AP), '01 (1st-C; 2nd-AP), '02 (1st-C & AP), '03 (1st-C & AP)
Michelle Marciniak 1995 (1st-C), '96 (2nd-C)
Dawn Marsh 1988 (2nd-C)
Melissa McCray 1989 (2nd-C)
Nikki McCray 1993 (2nd-C), '94 (1st-C), '95 (1st-C)
Jaime Nared 2017 (2nd-C), '18 (1st-C & 2nd-AP)
Mary Ostrowski 1982 (1st-C, '84 (1st-C)
Candace Parker 2006 (1st-C; 2nd-AP), '07 (1st-C & AP), '08 (1st-C & AP)
Semeka Randall 1998 (2nd-C & AP), '99 (1st-C & AP), '00, (1st-C; 2nd-AP), '01 (2nd-C; 3rd-AP)
Ashley Robinson 2001 (HM-AP)
Mercedes Russell 2017 (2nd-C & AP), '18 (1st-C & 2nd-AP)
Meighan Simmons 2011 (2nd-C & AP), '13 (1st-C & AP), '14 (1st-C & AP)
Michelle Snow 2000 (2nd-C; HM-AP), '01 (1st-C; 2nd-AP), '02 (2nd-C & AP)
Sidney Spencer 2007 (2nd-C; HM-AP)
Shekinna Stricklen 2009 (2nd-C; HM-AP), '10 (2nd-C & AP), '11 (1st-C & AP), '12 (1st-C & AP)
Paula Towns 1982 (1st-C)
Tiffany Woosley 1993 (1st-C), '94 (2nd-C)
Shanna Zolman 2004 (2nd-C), '05 (2nd-C & AP), '06 (1st-C; 2nd-AP)

SEC ALL-DEFENSIVE TEAM
Kelley Cain 2010
Alexis Hornbuckle 2008
Glory Johnson 2011, '12

SEC PLAYER OF THE YEAR
Bridgette Gordon 1989 (C)
Dena Head 1992 (C)
Nikki McCray 1994 (C), '95 (C)
Chamique Holdsclaw 1998 (C & AP), '99 (C & AP)
Candace Parker 2007 (C & AP)
Meighan Simmons 2013-Co (C), '14 (AP)
Shekinna Stricklen 2011-Co (AP)

SEC DEFENSIVE PLAYER OF THE YEAR
Glory Johnson 2012

SEC 6TH WOMAN OF THE YEAR
Alyssia Brewer 2010
Anastasia Hayes 2018

SEC FRESHMAN OF THE YEAR
Angie Bjorklund 2008
Tamika Catchings 1998
Bridgette Gordon 1986
Bashaara Graves 2013
Dena Head 1989
Chamique Holdsclaw 1996
Candace Parker 2006
Meighan Simmons 2011

SEC ALL-FRESHMAN TEAM
Nicky Anosike 2005
Angie Bjorklund 2008
Nikki Caldwell 1991
Andraya Carter 2014
Tamika Catchings 1998
Te'a Cooper 2016
Latina Davis 1993
Rennia Davis 2018
Kris Durham 1988
Tonya Edwards 1987
Shyra Ely 2002
Peggy Evans 1991
Bridgette Gordon 1986
Bashaara Graves 2013
Zaay Green 2019
Lisa Harrison 1990
Dena Head 1989
Chamique Holdsclaw 1996
Alexis Hornbuckle 2005
Gwen Jackson 2000
Dana Johnson 1992
Glory Johnson 2009
Tiffani Johnson 1995
Kara Lawson 2000
Ariel Massengale 2012
Loree Moore 2002
Candace Parker, 2006
Semeka Randall 1998
Ashley Robinson 2001
Meighan Simmons 2011
Sidney Spencer 2004
Shekinna Stricklen 2009
Pashen Thompson 1994
Evina Westbrook 2018
Tiffany Woosley 1992
Shanna Zolman 2003

SEC TOURNAMENT MVP
Alyssia Brewer 2010
Shelia Collins 1985
Shyra Ely 2005
Bridgette Gordon 1988, '89
Isabelle Harrison 2014
Dena Head 1992
Chamique Holdsclaw 1998, '99
Glory Johnson 2012
Candace Parker 2006, '08
Jill Rankin 1980
Shekinna Stricklen 2011
Tiffany Woosley 1994

SEC ALL-TOURNAMENT TEAM
Angie Bjorklund 2009, '11
Shannon Bobbitt 2008
Alyssia Brewer 2010
Cierra Burdick 2014, '15
Tamika Catchings 1998, '99, '00
Daedra Charles 1990, '91
Shelia Collins 1985
Diamond DeShields 2016
Shyra Ely 2004, 2005
Peggy Evans 1992
Sheila Frost 1989
Bridgette Gordon 1988, '89
Tanya Haave 1982, '83
Isabelle Harrison 2014
Dena Head 1989, '90, '92
Chamique Holdsclaw 1996, '97, '98, '99
Alexis Hornbuckle 2007
Brittany Jackson 2005
Dana Johnson 1994, '95
Glory Johnson 2012
Kara Lawson 2002, '03
Alicia Manning 2010
Michelle Marciniak 1996
Dawn Marsh 1985
Nikki McCray 1994, '95
Cindy Noble 1980
Mary Ostrowski 1982
Candace Parker 2006, '08
Semeka Randall 1998
Jill Rankin 1980
Jordan Reynolds 2015
Michelle Snow 1999, '00
Taber Spani 2013
Sidney Spencer 2006
Kathy Spinks 1987
Shekinna Stricklen 2010, '11, '12
Holly Warlick 1980
Tiffany Woosley 1994
Shanna Zolman 2005

SEC WOMEN'S BASKETBALL SCHOLAR-ATHLETE OF THE YEAR
Angie Bjorklund 2010

BOYD McWHORTER SCHOLAR-ATHLETE FINALIST
Nicky Anosike 2008
Glory Johnson 2012
Cierra Burdick 2015

ACADEMIC ALL-SEC
Jody Adams 1991, '92
Nicky Anosike 2005-freshman team, '06, '07, '08
Lauren Avant 2011-freshman
Briana Bass 2009-freshman, '10, '11, '12
Vicki Baugh 2009, '10, '11, '12
Angie Bjorklund 2008-freshman, '09, '10, '11
Shannon Bobbitt 2008
Cierra Burdick 2012-freshman, '13, '14, '15
Niya Butts 1998, '99, '00
Kelley Cain 2008-freshman, '09
Amanda Canon 2000, '01, '02
Andraya Carter 2013 - freshman, '14, '15, '16
Tamika Catchings 1999, '02
Regina Clark 1991, '92
Kristen "Ace" Clement 1999, '01
Abby Conklin 1995, '96, '97
Elizabeth Curry 2007
Rennia Davis 2019
Diamond DeShields 2016, '17
Rochone Dilligard 1994
Kortney Dunbar - freshman 2015, '16, '17, '18
Sarah Edwards 2000, '01, '02
Tonya Edwards 1990
Shyra Ely 2005
Kyra Elzy 2001, '02
Peggy Evans 1992
Tye'sha Fluker 2004, '05, '06
Alex Fuller 2006, '07
Bashaara Graves 2013 - freshman, '14, 16
Tanya Haave 1983, '84
Kamera Harris 2017 - freshman, '19
Isabelle Harrison 2012 - freshman, '13, '14, '15
Lisa Harrison 1993
Debbie Hawhee 1990, '91, '92
Glory Johnson 2009-freshman, '10, '11, '12
Kellie Jolly 1997, '98, '99
Jasmine Jones 2015
Kara Lawson 2001, '02, '03
Brynae Laxton 1996, '97, '98
Alicia Manning 2009-freshman, '11, '12
Michelle Marciniak 1994, '96
Ariel Massengale 2014, '15
Melissa McCray 1989
Nikki McCray 1995
Courtney McDaniel 2003
April McDivitt 2001, '02
Cait McMahan 2009, '10
Alexa Middleton - freshman 2015, '16
Laurie Milligan 1998
Jaime Nared - freshman 2015, '16
Schaquilla Nunn 2017
Candace Parker 2005-freshman team, '06, '07, '08
Semeka Randall 2001, '02
Linda Ray 1984, '85
Dominique Redding 2004, '07
Jordan Reynolds 2014-freshman, '17
Mercedes Russell 2014-freshman, '17
Debbie Scott 1990
Sydney Smallbone 2008-freshman, '09, '10, '11
Taber Spani 2010-freshman, '11, '12, '13
Sidney Spencer 2004, '05, '06, '07
Jennifer Tuggle 1987, '88
Vonda Ward 1994
Lisa Webb 1988
Shanna Zolman 2004, '05, '06

SEC COMMUNITY SERVICE TEAM
Nicky Anosike 2008
Angie Bjorklund 2011
Cierra Burdick 2014, '15
Tasha Butts 2004
Andraya Carter 2016
Tamika Catchings 2000
Tye'sha Fluker 2005
Alex Fuller 2009
Glory Johnson 2010, '12
Kellie Jolly 1999
Kara Lawson 2001, '03
April McDivitt 2002
Jordan Reynolds 2017
Mercedes Russell 2018
Taber Spani 2013
Sidney Spencer 2007
Evina Westbrook 2019
Shanna Zolman 2006

WBCA ALL-AMERICANS

Twenty-one players have been honored as All-Americans by the WBCA/Kodak/State Farm throughout the history of Lady Vol basketball. These 21 women have garnered 36 All-America awards.

FOUR-TIME ALL-AMERICANS

Tamika Catchings
1988-1999-2000-2001

Chamique Holdsclaw
1996-1997-1998-1999
Kodak 25th Anniversary Team

Cindy Brogdon
1976-1978-1979

Daedra Charles
1990-1991

Shelia Collins
1985

Shyra Ely
2004

Bridgette Gordon
1988-1989

Tanya Haave
1983

Lisa Harrison
1993

Dena Head
1992

Glory Johnson
2012

Kara Lawson
2003

Nikki McCray
1994-1995

Cindy Noble
1981

Mary Ostrowski
1982

Candace Parker
2006-2007-2008

Semeka Randall
1999-2000

Jill Rankin
1979-1980

Patricia Roberts
1977

Shekinna Stricklen
2011

Holly Warlick
1980

WOMEN'S BASKETBALL HALL OF FAME INDUCTEES WITH TENNESSEE TIES

COACHES
Pat Summitt - 1999
Mickie DeMoss - 2018

PLAYERS
Cindy Noble Hauserman - 2000
Patricia Roberts - 2000
Holly Warlick - 2001
Cindy Brogdon - 2002
Daedra Charles-Furlow - 2007
Bridgette Gordon - 2007
Jill Rankin Schneider - 2008
Nikki McCray - 2012
Chamique Holdsclaw - 2018

ADMINISTRATORS
Gloria Ray - 2010
Beth Bass - 2019
Joan Cronan - 2019

NCAA RECORD /// MOST WINS IN NCAA DIVISION I BASKETBALL

	TEAM	FIRST YEAR	SEASONS	WINS	LOSSES
1.	**Tennessee**	**1902-03**	**73**	**1,363**	**333**
2.	UConn	1974-75	45	1,153	301
3.	Louisiana Tech	1974-75	45	1,124	337
4.	James Madison	1920-21	97	1,123	549
5.	Stanford	1974-75	45	1,091	334
6.	Texas	1974-75	45	1,088	398
7.	Stephen F. Austin	1968-69	51	1,080	457
8.	Old Dominion	1969-70	50	1,060	453
9.	Ohio St.	1965-66	54	1,040	449
10.	Green Bay	1973-74	46	1,005	350
11.	Western Ky.	1914-15	56	1,004	492
12.	Maryland	1971-72	48	1,001	427
13.	Notre Dame	1977-78	42	999	333
14.	South Dakota St.	1966-67	53	995	424
15.	Georgia	1973-74	46	980	428
16.	North Carolina	1974-75	45	969	455
17.	Belmont	1968-69	51	968	518
	Baylor	1974-75	45	968	497
19.	Kansas St.	1968-69	51	953	595
20.	Penn St.	1964-65	55	948	482

LADY VOL OLYMPIANS

COACHING STAFF
Pat Summitt
1976 Montreal
Player (Silver)
(UT Martin graduate)

1980 Moscow
Assistant Coach (Boycott)

1984 Los Angeles
Head Coach (Gold)

Nancy Darsch
1984 Los Angeles
Assistant Coach (Gold)

1996 Atlanta
Assistant Coach (Gold)

ATHLETES
Cindy Brogdon
1976 Montreal (Silver)

Tamika Catchings
2004 Athens (Gold)
2008 Beijing (Gold)
2012 London (Gold)
2016 Rio de Janeiro (Gold)

Daedra Charles
1992 Barcelona (Bronze)

Bridgette Gordon
1988 Seoul (Gold)

Lea Henry
1984 Los Angeles (Gold)

Chamique Holdsclaw
2000 Sydney (Gold)

Kara Lawson
2008 Beijing (Gold)

Nikki McCray
1996 Atlanta (Gold)
2000 Sydney (Gold)

Carla McGhee
1996 Atlanta (Gold)

Cindy Noble
1980 Moscow (Boycott)
1984 Los Angeles (Gold)

Candace Parker
2008 Beijing (Gold)
2012 London (Gold)

Jill Rankin
1980 Moscow (Boycott)

Patricia Roberts
1976 Montreal (Silver)

Holly Warlick
1980 Moscow (Boycott)

LADY VOL SUCCESS IN THE COACHING RANKS

The Tennessee program has not only produced a number of outstanding players during the past 45 years, but UT has turned out some successful coaches as well. The list of different coaches and basketball staff members who have worked at the professional, collegiate and high school levels stands at 101 (40 are active) and represents 63 Lady Vol players (24 are active) as well as current and former assistant coaches, graduate assistants, managers, operations directors, video coordinators and directors of character development who now are serving or have served in the coaching ranks.

PROFESSIONAL RANKS

NAME	POS/YRS AT UT	CURRENT/LAST POSITION
Tamika Catchings	P (97-01)	VP of basketball operations at Indiana Fever (WNBA)
Nancy Darsch	A/GA (78-85)	Former assistant at Seattle Storm (WNBA)
Mickie DeMoss	A (85-03, 10-12)	Former assistant at Indiana Fever (WNBA)
Danielle Donehew	BO (01-08)	Former executive VP at Atlanta Dream (WNBA)
Tonya Edwards	P (1986-90)	Former assistant at Los Angeles Sparks (WNBA)
Michael Fahey	V (11-13)	Former video coordinator for Chicago Sky (WNBA)
Tanya Haave	P (80-84)	Former head at "Satila" Skene, Sweden
Lisa Harrison	P (89-93)	Former assistant at Phoenix Mercury (WNBA)
Kara Lawson	P (99-03)	Assistant coach at Boston Celtics (NBA)
Carla McGhee	P (86-90)	Former WNBA Player Personnel
Carolyn Peck	A (93-95)	Former head at Orlando Miracle (WNBA)
Trish Roberts	P (76-77)	Former head at Atlanta Glory (ABL)
Amber Stocks	BO/GA (00-02)	Former head at Chicago Sky (WNBA)
Heidi VanDerveer	GA (86-88)	Former assistant at Seattle Storm (WNBA)
Sarah Wilkinson	M (14-17)	Operations intern at Milwaukee Bucks (NBA)

COLLEGE RANKS

NAME	POS/YRS AT UT	CURRENT POSITION
Jody Adams-Birch	P (89-93)	Assistant at Southern Illinois
Jane Albright	GA (81-83)	Former head at Nevada-Reno
Nicky Anosike	P (2004-08)	Former graduate assistant at Tennessee
Briana Bass-Schomaeker	P (08-12)	Director of player development at Indiana
Kathy Allen Becker	GA (02-04)	Former director of operations at Clemson
Debbie Ayres	GA (89-90)	Former recruiting coordinator at Stony Brook
Josh Baney	GA (12-13); V (13-14)	Former video coordinator at Tennessee
Angie Bjorklund	P (07-11)	Former graduate assistant at Idaho
Alysiah Bond	BO (98-01)	Assistant at Texas Tech
Josh Boucher	M (12-14) V (14-Present)	Former video coordinator at Tennessee
Nancy Bowman Ladd	P (73-75)	Retired head at University of the South
Al Brown	A (95-02)	Former assistant at Duke
Greg Brown	A/GA (02-04)	Former head at Lipscomb
Niya Butts	P (96-00)	Assistant at Kentucky
Tasha Butts	P (00-04); GA (04-05)	Assistant at Georgia Tech
Nikki Caldwell Fargas	P (90-94); GA (98-99) A (02-08)	Head at LSU
Kelli Casteel Cook	P (88-92)	Former head at Maryville
Daedra Charles-Furlow	P (89-91); A (08-10); DCD (10-12)	Former dir. of character dev. at Tennessee
Shelia Collins	P (81-85)	Former head at West Georgia
Abby Conklin	P (93-97)	Former assistant at San Francisco
Tony Cross	GA (83-84)	Former assistant at Murray State
Elizabeth Curry	P (06-07); GA (07-09)	Former head at Graceland (Iowa)
Nancy Darsch	A/GA (78-85)	Former head at Ohio State
Mickie DeMoss	A (85-03, 10-12)	Director of offensive analytics at Georgia Tech
Rochone Dilligard	P (91-94)	Former assistant at Austin Peay
Todd Dooley	M (94-97)	Former assistant at Maryville
Kortney Dunbar	P (2014-18)	Graduate assistant at Vanderbilt
Dustin Edwards	V (10-11)	Former Assistant at Loyola (Chicago)
Tonya Edwards	P (86-90)	Former head at Alcorn State
Angel Elderkin	GA (05-06) V (06-07)	Head at Appalachian State
Kyra Elzy	P (96-01); A (12-16)	Associate head at Kentucky
Michael Fahey	V (11-13)	Former director of operations at Illinois-Chicago
Sharon Fanning-Otis	GA (75-76)	Retired head at Mississippi State
Sheila Frost Anderson	P (85-89)	Former assistant at Richmond
Alex Fuller Simmons	P (04-09)	Head at Gardner-Webb
Teresa Geter	P (97-99)	Former head at Denmark Technical College
Stephanie Glance	AA/A (09-10)	Former head at Columbia
Bridgette Gordon	P (85-89), A (17-19)	Assistant at SMU
Aubrey Guastalli	P (05-06)	Former assistant at Fresno Pacific
Tanya Haave	P (80-84)	Head at Metropolitan State
Kathy Harston	BO (08-12)	Sr. Assoc. A.D. at Texas
Sylvia Hatchell	GA (74-75)	Former head at North Carolina
Dena Head	P (88-92)	Former assistant at Central Connecticut State
Lea Henry Manning	P (79-83)	Former head at Darton (Ga.)
Gwen Jackson	P (99-03)	Former head at Saint Paul's (Va.)

LADY VOL SUCCESS IN COACHING RANKS (CONTINUED)

Marlene Jeter	P (90-92)	Former head at Clinton J.C. (S.C.)
Bernitha Johnson	M (03-05)	Former assistant at Louisiana Tech
Brian Johnson	M (14-16)	Director of Operations at Alabama
Dana Johnson	P (91-95)	Former assistant at Morgan State
Kellie Jolly Harper	P (95-99); HC (19-Present)	Head at Tennessee
Cassie Kowaleski	M (08-09); GA (09-10)	Former dir. of BB operations at Illinois State
Jolette Law	A (12-17)	Assistant at South Carolina
Angela Lawson	GA (89-91)	Senior Associate A.D. at Incarnate Word
Cheryl Littlejohn	P (83-87)	Former head at Chicago State
Dean Lockwood	A (04-19)	Associate head at Michigan State
Alicia Manning	P (08-12)	Former assistant at John Carroll
Michelle Marciniak	P (93-96)	Former assistant at South Carolina
Ariel Massengale	P (11-15)	Assistant at Lipscomb
Nikki McCray Penson	P (91-95)	Head at Old Dominion
Courtney McDaniel	P (00-04)	Former assistant at King (Tenn.)
Calamity McEntire	M (02-03)	Assistant/recruiting coordinator at Dayton
Carla McGhee	P (86-90)	Former dir. of operations at Nevada-Reno
Matthew Mitchell	GA (99-00)	Head at Kentucky
Zandra Montgomery Morris	P (77-79)	Former assistant at Lee
Loree Moore	P (01-05)	Former head at Citrus (Calif.)
Cindy Noble Hauserman	P (78-81)	Retired head at Centre
Mary Ostrowski	P (80-84)	Former assistant at Ohio State
Carolyn Peck	A (93-95)	Former associate head at Vanderbilt
Shalon Pillow	P (98-02)	Assistant at Middle Tennessee
Semeka Randall	P (97-01)	Associate head coach at Winthrop
Trish Roberts	P (76-77)	Former head at Agnes Scott
Jill Rankin Schneider	P (79-80); GA (80-81)	Former assistant at Texas
Bett Shelby	M (01-02)	Associate head coach at West Virginia
Joy Scruggs	P (72-75)	Retired head at Emory & Henry
Amber Smith	GA (13-14)	Assistant at Kentucky
Judy Southard	GA (77-78)	Retired head at Marshall
Nikki Stewart	GA (00-02)	Former director of operations at Auburn
Amber Stocks	BO/GA (00-02)	Former assistant at Xavier
Pam Tanner	GA/A (90-93)	Former head at Denver
Heidi VanDerveer	GA (86-88)	Head at UC San Diego
Holly Warlick	P (76-80); A (86-12); HC (12-19)	Former head at Tennessee
Sarah Wilkinson	M (14-17)	Former graduate assistant at Florida
Kamiko Williams	P (09-13)	Assistant at Monmouth

HIGH SCHOOL RANKS

NAME	POS/YRS AT UT	CURRENT
Janet Allmon	GA (83-84)	Former head at Baldwin (Ga.) H.S.
Debbie Ayres	GA (89-90)	Head at California School for the Deaf
Suzanne Barbre Singleton	P (74-78)	Former head at Maryville (Tenn.) H.S.
Dianne Brady	P (74-75)	Former head at McMinn Co. (Tenn.) H.S.
Cindy Brogdon	P (77-79)	Former head at Centennial (Ga.) H.S
Daedra Charles-Furlow	P (89-91); A (08-10); DCD (10-12)	Former head at West (Knoxville, Tenn.) H.S.
Abby Conklin	P (93-97)	Former head at Trinity (Ill.) H.S.
Rochone Dilligard	P (91-94)	Former head at Salem (Conyers, Ga.) H.S.
Tonya Edwards	P (86-90)	Former head at Northwestern (Mich.) H.S.
Sheila Frost Anderson	P (85-89)	Former head at Life Way Christian (Centerton, Ark.) School
Debbie Groover Buckner	P (77-81)	Former assistant at Woodstock (Ga.) H.S.
Karla Horton Douglas	P (84-87)	Former assistant at Maryville (Tenn.) H.S.
Michael Fahey	V (11-13)	Athletics director at IC Catholic Prep
Alexis Hornbuckle	P (04-08)	Head at Jay M. Robinson (Concord, N.C.) H.S.
Gwen Jackson	P (99-03)	Former head at Austin-East (Knoxville, Tenn.) H.S.
Marlene Jeter	P (90-92)	Former head at Carmel Christian (Matthews, N.C.)
Dana Johnson	P (91-95)	Athletics director at Dunbar (Baltimore, Md.) H.S.
Alicia Manning	P (08-12)	Head at Northwest (Canal Fulton, Ohio) H.S.
Dawn Marsh	P (84-88)	Former head at Duluth (Ga.) H.S.
Courtney McDaniel	P (00-04)	Head at Doral Academy Charter H.S. (Doral, Fla.)
Zandra Montgomery Morris	P (77-79)	Former head at Cleveland (Tenn.) H.S. boys team
Cindy Noble Hauserman	P (78-81)	Former head at Westfall (Williamsport, Ohio) H.S.
Pam Owens	GA (06)	Former head at Nimitz (Irving, Texas) H.S.
Ashley Robinson	P (00-04)	Head at Episcopal School of Dallas (Texas)
Jill Rankin Schneider	P (79-80); GA (80-81)	Head at Monterey (Lubbock, Texas) H.S.
Shelley Sexton Collier	P (83-87); GA (88-89)	Head at Webb (Knoxville, Tenn.) H.S.
Sydney Smallbone	P (2007-11)	Former head at St. Joseph's School (South Bend, Ind.) H.S.
Taber Spani	P (2009-13)	Former assistant at Metro Academy (Shawnee Mission, Kan.)
Pashen Thompson-Autry	P (93-97)	Former head at Philadelphia (Miss.) H.S.
Tiffany Woosley	P (91-95)	Former head at Lincoln County (Fayetteville, Tenn.) H.S.

Key: "P" indicates player; "GA" indicates graduate assistant; "A" indicates assistant; "DCD" indicates director of character development, "HC" indicates head coach, "M" indicates manager; "BO" indicates basketball operations director; "V" indicates video coordinator; "AA" indicates administrative assistant.

LADY VOL LEGENDS

Tennessee has recognized the careers of six supremely-gifted Lady Vols and a history-shattering coach with the hanging of jersey-banners from the rafters of Thompson-Boling Arena. The most recent individual added to the collection of Lady Vol legends came on Jan. 2, 2014, when a No. 3 banner honoring player Candace Parker was hoisted skyward.

Parker joined players Holly Warlick, Bridgette Gordon, Daedra Charles, Chamique Holdsclaw and Tamika Catchings, and coach Pat Summitt among those honored with a banner hanging in UT's basketball venue.

NO. 22 HOLLY WARLICK

Guard » 1976-80 » Knoxville, Tenn.

The first Tennessee athlete, either male or female, to have her jersey retired was Holly Warlick. Her uniform was retired on Feb. 18, 1980, in a ceremony after Tennessee's 89-72 win over Clemson in Stokely Athletics Center. A play-making wizard for the Lady Vols from 1976-80, Holly earned All-America honors three times. At the time of the ceremony, she held UT records for most assists in a game (14), most steals in a game (9), and most assists in a season (225).

Holly could not hang up her uniform right away. She played six more games after the retirement party. The final time she donned No. 22 was in the AIAW National Championship game when the Lady Vols fell to Old Dominion, 68-53.

During her years at Tennessee, the Lady Vols produced a 118-23 overall record, three trips to the Final Four and a first-ever SEC Tournament title. She later went on to become a member of the 1980 U.S. Olympic Team.

Later serving as the head coach of the Lady Vols from 2012-19, Warlick's No. 22 banner hangs in the rafters above the court in Thompson-Boling Arena.

NO. 30 BRIDGETTE GORDON

Forward » 1985-89 » DeLand, Fla.

Ten years later, the second Lady Vol basketball jersey was retired. Bridgette Gordon returned to Thompson-Boling Arena after a stellar career at Tennessee to see her No. 30 honored during halftime of Tennessee's 76-70 win over Texas on Jan. 17, 1990.

Bridgette led the Lady Vols to a 115-21 record during her four years at UT. She was the driving force behind an NCAA-record four consecutive trips to the Final Four as well as two NCAA and two SEC Championships.

Bridgette was the first freshman ever to lead UT in scoring, and she earned co-SEC Rookie of the Year and All-SEC honors. The next year she led Tennessee to its first NCAA title, earned All-SEC honors again and was named to the All-Final Four team. She copped All-SEC honors and was named MVP of the SEC Tournament as a junior. She also earned her first of two Kodak All-America honors that year.

After earning a gold medal as a member of the 1988 U.S. Olympic basketball team, Bridgette returned to Tennessee for her senior season. She led the Lady Vols to the 1989 NCAA title and was named MVP of the Final Four. She finished her career as the all-time leading scorer in NCAA Tournament history.

Bridgette graduated in 1989 with a B.S. in political science. She was basketball's nominee for the 1989 Honda-Broderick Award, which is symbolic for women's academic and athletic achievement. She later returned to Rocky Top to spend two seasons (2017-19) as an assistant coach for the Lady Vols.

NO. 32 DAEDRA CHARLES

Center » 1988-91 » Detroit, Mich.

When Tennessee hosted the SEC-Big 10 Challenge in Dec. 28, 1991, Daedra Charles became the next Lady Vol to have her jersey retired. Charles returned to Knoxville from Como, Italy, where she was playing professional basketball with former Lady Vol teammate Bridgette Gordon. Charles came to surprise Lady Vol head coach Pat Summitt by announcing the endowment of the Pat Head Summitt Scholarship, presented by Charles, Gordon and another former Lady Vol, Lisa McGill Reagan. Summitt, who was unaware of the endowment, had planned the retirement ceremony as a surprise for Charles.

A two-time Kodak All-American at Tennessee, Daedra was the 1991 SEC Woman Athlete of the Year. She became the first player from the SEC to win the Wade Trophy, the highest honor in women's basketball. All this came after leading Tennessee to its third NCAA title in five years.

She finished her career seventh on the UT scoring list (1495), sixth in rebounding (858) and second in shots blocked (95), despite missing her freshman season as a Prop 48 student. Still, Daedra graduated in four years, earning a bachelor's degree in child and family studies.

NO. 23 CHAMIQUE HOLDSCLAW

Forward » 1995-99 » Astoria, N.Y.

During halftime of the Lady Vols' 92-88 home triumph over archrival Connecticut on Feb. 1, 2001, the collegiate career of arguably the greatest women's player to ever play the game was officially closed when Chamique Holdsclaw became just the fourth Lady Vol to have her jersey retired.

The Naismith Player of the Century and one of only six four-time Kodak All-Americans in the history of women's basketball, Holdsclaw led the Orange and White to a 131-17 overall record and an unprecedented three consecutive national championships from 1996-98, while establishing herself as the program's all-time leader in scoring (3,025 points) and rebounding (1,295).

The NCAA Tournament's most outstanding player in 1997 and 1998, Holdsclaw still holds the record for most points (479 points), and held the mark for most rebounds (198 rebounds), tallied in tournament games until 2008.

The first two-time winner of the Associated Press Player of the Year Award, Holdsclaw garnered 34 individual awards during her career, including 21 player of the year honors from a variety of organizations. In 2006, Holdsclaw was named to the NCAA 25th Anniversary Team. She was previously named to the Kodak 25th Anniversary Team in 1999. She also played on the gold-medal winning 2000 U.S. Olympic Team and was named to the Women's Basketball Hall of Fame in 2018.

LADY VOL LEGENDS (CONTINUED)

NO. 24 TAMIKA CATCHINGS

Forward » 1997-01 » Duncanville, Texas

The fifth Lady Vol jersey to be retired belonged to Tamika Catchings in a halftime ceremony on Dec. 7, 2003, against Louisiana Tech. From the moment she stepped on the court in the number 24 orange and white jersey, we knew from her contagious smile that she was a special person, and from her deadly baseline-to-baseline hustling for all 40 minutes, a truly phenomenal player.

This special six-foot, one-inch forward had the heart of a champion and could play anywhere on the court. Her UT career was shortened during her senior year when she went crashing to the floor with a torn anterior cruciate ligament in game 17 versus Mississippi State.

Her list of awards was staggering, as she captured a slew of them while being tabbed as UT's second four-time Kodak All-American. What she accomplished in the span of her collegiate career is the stuff of legend. She played in 127 games as a Lady Vol. Her assault on the record books is legendary for both scoring, with 2,113 points, and rebounding, 1,004 boards. Those marks ranked her third in UT history at the conclusion of her career. She also finished her career second all-time in steals with 311 and blocked shots with 136. And remember, she missed half of her senior season.

Her teammates will tell you how special it was to earn a blue adidas headband after Catchings went out with the injury. Earning one meant they hustled like "Catch" would have. The Eleanor Roosevelt League for the Hard of Hearing honored her in 1998 – as a special role model for youngsters and adults with hearing impairments. Her UT academic counselors will relate stories about Catchings graduating ahead of her class in December 2000. People in the Knoxville community will tell you of the countless hours she put in with youths from all walks of life – from playgrounds to hospitals.

An WNBA All-Star for the Indiana Fever, Catchings added to her collection of accolades in the Summer of 2004 with a gold medal as a member of the USA Women's Basketball Team at the Athens Olympic Games. She also added gold medals at the 2008, 2012 and 2016 Olympiads as well.

PAT SUMMITT

Head Coach » 1974-2012 » Henrietta, Tenn.

The sixth woman and first non-player to be honored with a banner at Thompson-Boling Arena was Pat Summitt, who coached Tennessee for 38 years and compiled a 1,098-208 career record with the most wins in NCAA women's or men's basketball history. Summitt's banner was hoisted prior to a nationally-televised game vs. Notre Dame on Jan. 28, 2013.

The legendary Summitt directed Tennessee to eight NCAA National Championships, 31-consecutive NCAA Tournament appearances and 18 NCAA Final Fours. At the conference level, she directed her squads to 16 SEC regular-season titles and 16 SEC tournament championships, including a tourney title in her final season at the helm in 2012.

During her career, Summitt produced 21 WBCA/Kodak/State Farm All-Americans, 39 All-SEC players, 12 Olympians and 34 WNBA draft picks, including 15 first-round selections. The number she was most proud of, however, was the 100-percent graduation rate for the 122 players who completed their careers and earned degrees at Tennessee.

Collecting an incredible array of honors during her career, Summitt was named SEC Coach of the Year eight times – 1993, 1995, 1998, 2001, 2003, 2004, 2007 and 2011. She was named the 1987, 1989, 1994, 1998 and 2004 Naismith Women's College Coach of the Year and WBCA/Converse Coach of the Year in 1983 and 1995 and the IKON/WBCA Coach of the Year in 1998.

Summitt belongs to the FIBA International, Naismith Memorial, Women's Basketball, Women's Sports Foundation, Tennessee Lady Vol, Tennessee Sports, Greater Knoxville Sports, and National Association for Sports and Physical Education Hall of Fame. Her most esteemed honor, however, came on May 29, 2012, when she received the Presidential Medal of Freedom (presented by President Barack Obama) at White House.

NO. 3 CANDACE PARKER

Guard/Forward/Center » 2004-08 » Naperville, Ill.

The seventh woman and sixth player to be honored with a jersey retirement ceremony at Thompson-Boling Arena was Candace Parker. The 6-foot-4 Parker's banner was unveiled on Jan. 2, 2014, prior to the Lady Vols' SEC opener vs. LSU.

During her three-year playing career, Parker led the Lady Vols to a pair of NCAA Championships in 2007 and 2008, to an SEC regular-season crown in 2007 and to SEC Tournament titles in 2006 and 2008. Tennessee posted a 101-10 overall record during her time at Rocky Top and a 38-4 mark in SEC play.

Parker started 109 of her 110 career games, scoring the third-most points in school history (2,137) and pulling down the sixth-best rebounding tally at 972, as of her career's end. She still ranks No. 3 in career double-doubles with 45 and stands tied for No. 2 in career rebounding average (8.8) and No. 4 in career scoring average (19.4).

Not the first player to dunk in the college game or even at Tennessee, Parker did make the dunk a more common occurrence in women's basketball. She was the first to dunk in an NCAA game, doing so twice vs. Army on March 19, 2006. She also set UT records for most dunks in a game (2), season (4) and career (7).

Because of her play, she has earned a plethora of awards. Among them, John R. Wooden and USBWA Player of the Year (2007, 2008), NCAA Tournament Most Outstanding Player (2007, 2008), WBCA All-American (2006, 2007, 2008), SEC Female Athlete of the Year (2008), SEC Player of the Year (2007), Coaches First-Team All-SEC (2006, 2007, 2008), CoSIDA Academic All-American (2007, 2008) and CoSIDA Academic All-American of the Year (2008).

After helping Tennessee win the 2008 NCAA title in Tampa, Fla., Parker was chosen as the first pick of that spring's WNBA Draft by the Los Angeles Sparks, earning league MVP and rookie of the year honors. She also played a key role in the U.S. women winning a gold medal at the 2008 and 2012 Summer Olympics and has continued to escalate her stature in both the professional ranks and internationally.

LADY VOLS IN THE PROFESSIONAL RANKS

There have been a limited number of opportunities for women to play basketball in the professional ranks through the years. However, 60 Lady Vols have taken advantage of the opportunity to play past their collegiate days in overseas leagues and in the United States. In 2019, six #LVFL standouts saw action in the Women's National Basketball Association (WNBA).

LADY VOLS IN THE WNBA (DURING 2019 SEASON)

DIAMOND DESHIELDS
2018-present Chicago Sky
2018 WNBA All-Rookie Team
2019 WNBA All-Star

ISABELLE HARRISON
2015-16 Phoenix Mercury
2017 San Antonio Stars
2018 Las Vegas Aces (Inj. Reserve)
2019 Dallas Wings
2019 AP Comeback Player of the Yr.

GLORY JOHNSON
2012-15 Tulsa Shock
2016-present Dallas Wings
2-time WNBA All-Star
2012 WNBA All-Rookie Team

JAIME NARED
2018-Present Las Vegas Aces

CANDACE PARKER
2008-present Los Angeles Sparks
2016 WNBA Champion
2016 WNBA Finals MVP
2008 & 2013 WNBA MVP
2013 WNBA All-Star Game MVP
5-time WNBA All-Star
5-time All-WNBA First Team
3-time All-WNBA Second Team
2-time All-Defensive Second Team
2008 WNBA Rookie of the Yr./All-Rookie Team
WNBA Top 20 @ 20

MERCEDES RUSSELL
2018 New York Liberty
2018-present Seattle Storm
2018 WNBA Champions

SHEKINNA STRICKLEN
2012-14 Seattle Storm
2015-present Connecticut Sun

ALL-TIME LADY VOL WNBA DRAFT PICKS (42)

Year	Name	Round/Pick	Team
1997	Dena Head	Elite-1st/1st	Utah
1997	Daedra Charles	Elite-1st/8th	Los Angeles
1999	Chamique Holdsclaw	1st/1st	Washington
1999	Tonya Edwards	1st/7th	Minnesota
1999	Lisa Harrison	3rd/34th	Phoenix
1999	Carla McGhee	4th/44th	Orlando
1999	Kellie Jolly	4th/47th	Cleveland
2000	Latina Davis	4th/50th	Indiana
2001	Tamika Catchings	1st/3rd	Indiana
2001	Semeka Randall	2nd/17th	Seattle
2001	Kristen Clement	4th/63rd	Houston
2002	Michelle Snow	1st/10th	Houston
2003	Kara Lawson	1st/5th	Detroit
2003	Gwen Jackson	1st/6th	Indiana
2004	Ashley Robinson	2nd/14th	Phoenix
2004	Tasha Butts	2nd/20th	Minnesota
2005	Loree Moore	1st/10th	New York
2005	Shyra Ely	2nd/14th	San Antonio
2006	Tye'sha Fluker	1st/10th	Charlotte
2006	Shanna Zolman	2nd/16th	San Antonio
2007	Sidney Spencer	2nd/25th	Los Angeles
2008	Candace Parker	1st/1st	Los Angeles
2008	Alexis Hornbuckle	1st/4th	Detroit
2008	Shannon Bobbitt	2nd/15th	Los Angeles
2008	Nicky Anosike	2nd/16th	Minnesota
2008	Alberta Auguste	3rd/35th	New York
2011	Angie Bjorklund	2nd/17th	Chicago
2012	Shekinna Stricklen	1st/2nd	Seattle
2012	Glory Johnson	1st/4th	Tulsa
2012	Kelley Cain	1st/7th	New York
2012	Vicki Baugh	3rd/25th	Tulsa
2013	Kamiko Williams	2nd/15th	New York
2014	Meighan Simmons	3rd/26th	New York
2015	Isabelle Harrison	1st/12th	Phoenix
2015	Cierra Burdick	2nd/14th	Los Angeles
2015	Ariel Massengale	3rd/29th	Atlanta
2016	Bashaara Graves	2nd/22nd	MInnesota
2017	Jordan Reynolds	2nd/19th	Atlanta
2017	Schaquilla Nunn	3rd/25th	San Antonio
2018	Diamond DeShields	1st/3rd	Chicago
2018	Jaime Nared	2nd/13th	Las Vegas
2018	Mercedes Russell	2nd/22nd	New York

FORMER LADY VOL PRO PLAYERS

WNBA PLAYERS

NICKY ANOSIKE
2008-10 Minnesota Lynx
2011 Washington Mystics
2012 Los Angeles Sparks
2009 WNBA All-Star
2008 WNBA All-Rookie Team

ALBERTA AUGUSTE
2008 New York Liberty

VICKI BAUGH
2012 Tulsa Shock
2014-15 Tulsa Shock
2016-present San Antonio Stars

ANGIE BJORKLUND
2011 Chicago Sky

SHANNON BOBBITT
2008-09 Los Angeles Sparks
2011 Indiana Fever
2012 Washington Mystics

CIERRA BURDICK
2015 Los Angeles Sparks (Drafted)
2015-16 Atlanta Dream
2017 New York Liberty
2017 San Antonio Stars

TASHA BUTTS
2004-05 Minnesota Lynx
2006 Charlotte Sting

KELLEY CAIN
2012 New York Liberty
2014 Connecticut Sun

TAMIKA CATCHINGS
2001-2016 Indiana Fever
2012 WNBA Champion
2012 WNBA Finals MVP
2011 WNBA MVP
10-time WNBA All-Star
2010, '13, '16 Kim Perrot Sportsmanship Award
2005, '06, '09, '10, '12 Defensive Player of the Yr.
7-time All-WNBA First Team
5-Time All-WNBA Second Team
10-time WNBA All-Defensive First Team
2002 WNBA Rookie of the Year/All-Rookie Team
WNBA Top 20 @ 20

DAEDRA CHARLES
1997 Los Angeles Sparks

KRISTEN CLEMENT
2001 Houston Comets

LATINA DAVIS
2000 Indiana Fever

TONYA EDWARDS
1999-2000 Minnesota Lynx
2000-01 Phoenix Mercury
2001-02 Charlotte Sting
1999 WNBA All-Star

SHYRA ELY
2005-06 San Antonio Silver Stars
2007-08 Seattle Storm
2009 Chicago Sky
2011 Indiana Fever

TYE'SHA FLUKER
2006 Charlotte Sting
2007 Seattle Storm
2007 Los Angeles Sparks
2008 Chicago Sky

BRIDGETTE GORDON
1997-98 Sacramento Monarchs

BASHAARA GRAVES
2016 Minnesota Lynx
2017 Chicago Sky

LISA HARRISON
1999-'03, '05 Phoenix Mercury

DENA HEAD
1997-98 Utah Starzz
2000 Phoenix Mercury

CHAMIQUE HOLDSCLAW
1999-2004 Washington Mystics
2005-07 Los Angeles Sparks
2009 Atlanta Dream
2010 San Antonio Silver Stars
Six-time WNBA All-Star
1999 WNBA Rookie of the Year/All-Rookie Team

ALEXIS HORNBUCKLE
2008-2010 Detroit/Tulsa Shock
2010-11 Minnesota Lynx
2012-13 Phoenix Mercury
2011 WNBA Champions
2008 WNBA Champions

GWEN JACKSON
2003 Indiana Fever (Drafted)
2003-04 San Antonio Silver Stars
2004-05 Phoenix Mercury

MEME JACKSON
2019 Atlanta Dream (Preseason)

TIFFANI JOHNSON
1998 Sacramento Monarchs
1998 Phoenix Mercury
2000-04 Houston Comets
2006 Seattle
2000 WNBA Champions

KELLIE JOLLY
1999 Cleveland Rockers

KARA LAWSON
2003-09 Sacramento Monarchs
2010-13 Connecticut Sun
2014-15 Washington Mystics
2013 Dawn Staley Comm. Assist Award
2009 & 2012 Kim Perrot Sportsmanship Award
2007 WNBA All-Star
2005 WNBA Champion

MICHELLE MARCINIAK
2000-01 Portland Fire
2001-02 Seattle Storm

ARIEL MASSENGALE
2015 Atlanta Dream

NIKKI MCCRAY
1997-2001 Washington Mystics
2002-03 Indiana Fever
2004 Phoenix Mercury
2005 San Antonio Silver Stars
2006 Chicago Sky
Three-time WNBA All-Star

CARLA MCGHEE
1999-2002 Orlando Miracle

LOREE MOORE
2005-09 New York Liberty

SCHAQUILLA NUNN
2017 San Antonio (Drafted)

SEMEKA RANDALL
2001-02 Seattle Storm
2002 Utah Starzz
2003-04 San Antonio Silver Stars

JORDAN REYNOLDS
2017 Atlanta Dream (Drafted)

ASHLEY ROBINSON
2004-05 Phoenix Mercury
2006 Chicago Sky
2006-11 Seattle Storm
2012-13 Washington Mystics
2013 Seattle Storm
2010 WNBA Champions

MEIGHAN SIMMONS
2014 New York Liberty (Drafted)
2016-17 Atlanta Dream

MICHELLE SNOW
2002-08 Houston Comets
2009 Atlanta Dream
2010 San Antonio Silver Stars
2011 Chicago Sky
2012-13 Washington Mystics
2015 Los Angeles Sparks
2005 & 2006 WNBA All-Star
2003 WNBA Most improved Player

SIDNEY SPENCER
2007-08 Los Angeles Sparks
2009-11 New York Liberty
2011 Phoenix Mercury

KAMIKO WILLIAMS
2013 New York Liberty

TIFFANY WOOSLEY
1997-98 Houston Comets
1997 & 1998 WNBA Champions

SHANNA ZOLMAN
2006-09 San Antonio Silver Stars
2010 Tulsa Shock

ABL PLAYERS

DANA JOHNSON
1996-97 New England Blizzard

ABBY CONKLIN
1997-98 Atlanta Glory

LATINA DAVIS
1996-97 Atlanta Glory
1997-98 Columbus Quest

TONYA EDWARDS
1996-98 Columbus Quest

SHEILA FROST
1996-98 Portland Power

LISA HARRISON
1996-98 Columbus Quest, Portland Power

MICHELLE MARCINIAK
1996-97 Portland Power
1997-98 Philadelphia Rage, Nashville Noise

NIKKI MCCRAY
1996-97 Columbus Quest
1997 ABL MVP

CARLA MCGHEE
1996-98 Columbus Quest, Nashville Noise Atlanta Glory

PASHEN THOMPSON
1997-98 Columbus Quest

VONDA WARD
1996-97 Colorado Xplosion

WBL PLAYERS

CINDY BROGDON
1979-81 St. Louis

GAIL DOBSON
1978 Houston Angels

HOLLY WARLICK
1980-81 Nebraska Wranglers

WPBA PLAYERS

LEA HENRY
1984 Houston Shamrocks

PAULA TOWNS
1984 Houston Shamrocks

LADY VOLS IN THE WNBA DRAFT

The Lady Vol basketball program has produced 60 professional players over the years, including 48 alumnae who went on to play in the WNBA. Of those 48 who continued their careers at the professional level in the WNBA, 42 were selected on Draft day and 17 were picked in the first round.

Tennessee has placed two or more players in the first round of the draft five times. The 2012 draft was the Lady Vols' best yet, as Shekinna Stricklen (2nd, Seattle), Glory Johnson (4th, Tulsa) and Kelley Cain (7th, New York) all went in the first round. Vicki Baugh was taken in the third round (25th overall pick) by Tulsa.

Candace Parker and Alexis Hornbuckle were taken in 2008. The Sparks chose Parker with the first overall pick. Hornbuckle followed closely behind as the Shock picked her up with the fourth selection.

Dena Head and Daedra Charles were selected first and eighth respectively in the 1997 draft. Lady Vols doubled up again in 1999, with Chamique Holdsclaw going first to the Mystics and Tonya Edwards going seventh to the Lynx. Kara Lawson and Gwen Jackson were taken with back-to-back picks in 2003, with Lawson going fifth to the Shock and Jackson going sixth to the Fever.

LADY VOLS TAKEN IN THE WNBA FIRST ROUND (17)

Player	Year	Pick	Team
Dena Head	1997 (Elite Draft)	1	Utah Starzz
Daedra Charles	1997 (Elite Draft)	8	Los Angeles Sparks
Chamique Holdsclaw	1999	1	Washington Mystics
Tonya Edwards	1999	7	Minnesota Lynx
Tamika Catchings	2001	3	Indiana Fever
Michelle Snow	2002	10	Houston Comets
Kara Lawson	2003	5	Detroit Shock
Gwen Jackson	2003	6	Indiana Fever
Loree Moore	2005	10	New York Liberty
Tye'sha Fluker	2006	10	Charlotte Sting
Candace Parker	2008	1	Los Angeles Sparks
Alexis Hornbuckle	2008	4	Detroit Shock
Shekinna Stricklen	2012	2	Seattle Storm
Glory Johnson	2012	4	Tulsa Shock
Kelley Cain	2012	7	New York Liberty
Isabelle Harrison	2015	12	Phoenix Mercury
Diamond DeShields	2018	3	Chicago Sky

Guard Diamond DeShields, selected with the No. 3 overall pick by the Chicago Sky in 2018, was the 17th Lady Vol to be chosen in the first round of the WNBA Draft and the ninth to be among the top five overall picks.

ALL-TIME LADY VOL TEAMS

1973-74 » 25-2 » 3RD AIAW REGION II

10	Sandy Carter	FR	5-6	Nashville, TN
12	Nancy Bowman	JR	5-4	Lenoir City, TN
20	Dianne Brady	JR	5-2	Calhoun, TN
22	Joy Scruggs	JR	5-3	Cleveland, TN
24	Melinda Borthick	SR	5-4	Springfield, TN
30	Sue Thomas	FR	5-8	Maryville, TN
32	Jackie Watson	FR	5-8	Crossville, TN
40	Aimee Fuller	FR	5-7	Knoxville, TN
42	Jackie Dunbar	JR	5-7	Portland, TN
44	Gloria Scott	JR	5-11	Knoxville, TN
50	Maria Hohne	FR	6-2	Lewisburg, TN
52	Gail Dobson	JR	5-9	Greeneville, TN
	Sue Groves			
	Kyran Lenahan			
	Sue Schultze			

1974-75 » 16-8 » STATE TOURNAMENT

10	Liza Graves	FR	G	5-5	Knoxville, TN
12	Nancy Bowman	SR	G	5-3	Lenoir City, TN
14	Janice Koehler	SO	G	5-6	Nashville, TN
20	Dianne Brady	SR	G	5-2	Calhoun, TN
22	Joy Scruggs	SR	G	5-1	Cleveland, TN
24	Cindy Boggs	SR	G	5-6	Ducktown, TN
30	Sue Thomas	SO	F	5-8	Maryville, TN
32	Jackie Watson	SO	G	5-6	Crossville, TN
34	Suzanne Barbre	FR	G	5-8	Morristown, TN
40	Marcia Garner	JR	F	5-8	Maryville, TN
52	Gail Dobson	SR	C	5-10	Greeneville, TN

1975-76 » 16-11 » REGIONAL TOURNAMENT

10	Liza Graves	SO	G	5-5	Knoxville, TN
12	Fonda Bondurant	FR	G	5-6	South Fulton,TN
14	Janice Koehler	JR	G	5-6	Nashville, TN
30	Sue Thomas	JR	F	5-8	Maryville, TN
32	Jackie Watson	JR	F	5-8	Crossville, TN
34	Suzanne Barbre	SO	G	5-8	Morristown, TN
40	Marcia Garner	SR	F	5-8	Maryville, TN
42	Lisa McGill	FR	C	5-9	Gatlinburg, TN
44	Jane Pemberton	FR	C	5-10	Deer Lodge, TN
52	Kathie Greene	FR	C	6-1	New Market, TN

The Tennessee Lady Vols lead the SEC with 35 overall championships won, starting with the first-ever league title game contested on their home court at Stokely Athletics Center in Knoxville in 1980.

ALL-TIME LADY VOL TEAMS (CONTINUED)

1976-77 » 28-5 » 3RD AIAW NATIONAL CHAMPIONSHIPS

Starting poll position: 17th (12-8-76)
Highest 1976-77 ranking: 5th (3-16-77)
Lowest 1976-77 ranking: 19th (12-15-76)
Final 1976-77 poll position: 5th (3-16-77)
Actual AIAW finish: 3rd in nation

No.	Name	Year	Pos.	Ht.	Hometown	PPG	RPG	FG-Pct.	FT-Pct.
12	Fonda Bondurant	SO	F	5-8	South Fulton, TN	2.1	.87	.500	.792
14	Sherri Fancher	FR	G/F	5-7	Newport, TN	2.0	.86	.432	.687
20	Susie Davis	FR	F	5-8	Hohenwald, TN	2.1	1.6	.344	.476
22	*Holly Warlick	FR	F/G	5-7	Knoxville, TN	5.4	3.8	.383	.489
24	*Lisa McGill	SO	F/G	5-10	Gatlinburg, TN	8.2	6.4	.431	.708
30	*Sue Thomas	SR	F	5-8	Maryville, TN	11.3	6.1	.479	.800
32	Jackie Watson	SR	F	5-8	Crossville, TN	4.9	3.8	.405	.512
34	*Suzanne Barbre	JR	F	5-7	Morristown, TN	11.0	4.3	.486	.557
40	Kathy O'Neil	FR	C	5-11	Newport, TN	3.1	2.3	.404	.594
44	*Patricia Roberts	SR	F/C	6-1	Monroe, GA	29.9	14.2	.646	.748
52	Emily Roberts	FR	C	5-9	Sharon, TN	2.8	2.3	.443	.692

1977-78 » 27-4 » #1 IN THE FINAL AP TOP 20

Starting poll position: 1st (11-25-77)
Highest 1977-78 ranking: 1st (six times)
Lowest 1977-78 ranking: 5th (12-14-77)
Final 1977-78 poll position: 1st (3-15-78)
Actual AIAW finish: Lost in South Satellite Final

No.	Name	Year	Pos.	Ht.	Hometown	PPG	RPG	FG-Pct.	FT-Pct.
12	Liza Graves	SR	G	5-5	Knoxville, TN	0.3	0.6	.300	.000
14	Sherri Fancher	SO	G	5-7	Knoxville, TN	2.1	1.0	.350	.750
15	Leanne Hance	JR	F	5-7	Morristown, TN	0.2	1.2	.400	.333
20	Susie Davis	SO	F	5-8	Hohenwald, TN	1.9	1.5	.400	.461
22	*Holly Warlick	SO	G	5-7	Knoxville, TN	6.6	2.9	.486	.531
30	*Zandra Montgomery	JR	F	5-10	Cleveland, TN	13.5	6.0	.490	.732
31	Jan Seay	JR	G	5-8	Albany, GA				
34	*Suzanne Barbre	SR	F	5-7	Morristown, TN	16.0	4.0	.504	.642
40	Kathy O'Neil	SO	C	5-11	Newport, TN	4.9	3.5	.432	.561
44	*Cindy Brogdon	JR	F	5-10	Buford, GA	21.7	7.6	.482	.864
52	*Debbie Groover	FR	C	6-0	Canton, GA	10.1	5.5	.468	.777
55	Cindy Ely	FR	C	6-1	Canton, GA	5.7	5.1	.479	.533

1978-79 » 30-9 » 3RD AIAW NATIONAL CHAMPIONSHIPS

Starting poll position: 1st (11-25-78)
Highest 1978-79 ranking: 1st (three times)
Lowest 1978-79 ranking: 8th (3-6-79)
Final 1978-79 poll position: 3rd (3-20-79)
Actual AIAW finish: 3rd in nation

No.	Name	Year	Pos.	Ht.	Hometown	PPG	RPG	FG-Pct.	FT-Pct.
14	Sherri Fancher	JR	G	5-7	Newport, TN	1.1	1.0	.250	.566
20	Susie Davis	JR	F	5-8	Hohenwald, TN	0.7	1.3	.290	.400
22	*Holly Warlick	JR	G	5-7	Knoxville, TN	6.4	3.9	.438	.690
24	Lisa McGill	JR	F	5-10	Gatlinburg, TN	1.4	1.0	.333	.533
30	Zandra Montgomery	SR	F	5-10	Cleveland, TN	6.8	3.7	.470	.630
31	Jerilynn Harper	FR	C	6-1	Jefferson City, TN	9.9	4.6	.560	.730
32	*Cindy Noble	SO	C	6-5	Clarksburg, OH	12.8	6.2	.582	.760
34	Susan Clower	FR	G	5-8	Kingston, TN	2.1	1.0	.357	.620
40	*Kathy O'Neil	JR	F	5-11	Newport, TN	6.8	4.2	.486	.650
44	*Cindy Brogdon	SR	F	5-10	Buford, GA	20.1	4.7	.497	.813
52	*Debbie Groover	SO	C	6-0	Canton, GA	12.1	8.7	.520	.820
55	Cindy Ely	SO	C	6-1	Canton, GA	7.0	6.7	.480	.606

* - Designates Starter

ALL-TIME LADY VOL TEAMS (CONTINUED)

1979-80 » 33-5 » SEC CHAMPIONS/SEC TOURNAMENT CHAMPIONS/ 2ND AIAW CHAMPIONSHIPS

Starting poll position: 4th (11-25-79)
Highest 1979-80 ranking: 2nd (3-18-80)
Lowest 1979-80 ranking: 6th (1-29-80)
Final 1979-80 poll position: 2nd (3-18-80)
Actual AIAW finish: 2nd in nation

No.	Name	Year	Pos.	Ht.	Hometown	PPG	RPG	FG-Pct.	FT-Pct.
13	*Jill Rankin	SR	C	6-3	Phillips, TX	19.2	7.3	.552	.802
22	*Holly Warlick	SR	G	5-7	Knoxville, TN	6.9	3.3	.429	.590
24	Becky Clark	FR	G	5-8	Memphis, TN				
32	*Cindy Noble	JR	C	6-5	Clarksburg, OH	17.8	7.6	.678	.796
34	Susan Clower	SO	G	5-9	Kingston, TN	3.4	2.1	.333	.853
40	Kathy O'Neil	SR	F	5-11	Newport, TN	5.5	3.8	.415	.602
42	Susan Foulds	JR	F	5-11	Annandale, VA	1.6	1.6	.333	.500
44	*Lea Henry	FR	G	5-4	Damascus, GA	8.6	2.0	.460	.470
51	Bev Curtis	FR	F	6-0	Acworth, GA				
52	*Debbie Groover	JR	F	6-0	Canton, GA	11.5	7.1	.524	.743
55	Cindy Ely	JR	C	6-1	Canton, GA	3.2	3.6	.369	.640

1980-81 » 25-6 » 2ND AIAW CHAMPIONSHIPS

Starting poll position: 3rd (11-25-80)
Highest 1980-81 ranking: 2nd (twice)
Lowest 1980-81 ranking: 11th (2-3-81)
Final 1980-81 poll position: 2nd (3-26-81)
Actual AIAW finish: 2nd in nation

No.	Name	Year	Pos.	Ht.	Hometown	PPG	RPG	FG-Pct.	FT-Pct.
13	Susan Foulds	SR	F	5-11	Annandale, VA	0.5	0.4	.400	.000
14	*Mary Ostrowski	FR	F/C	6-2	Parkersburg, WV	11.4	7.0	.537	.730
20	Pat Hatmaker	FR	G	5-8	Knoxville, TN	2.5	1.1	.354	.689
23	Mina Todd	FR	G	5-10	Murray, KY				
24	Tanya Haave	FR	F/C	6-2	Evergreen, CO	8.3	3.5	.527	.829
32	*Cindy Noble	SR	C	6-5	Clarksburg, OH	14.6	7.4	.597	.738
34	*Susan Clower	JR	G	5-9	Kingston, TN	4.3	2.3	.401	.778
40	Lynne Collins	FR	F	6-0	Blacksburg, VA	4.0	2.5	.449	.658
44	*Lea Henry	SO	G	5-4	Damascus, GA	10.6	2.2	.514	.651
51	Paula Towns	FR	F	6-1	Fort Valley, GA	1.7	2.5	.344	.642
52	*Debbie Groover	SR	F	6-0	Canton, GA	11.5	5.7	.457	.747
55	Cindy Ely	SR	C	6-2	Canton, GA	4.6	3.6	.510	.741

1981-82 » 22-10 » 3RD NCAA CHAMPIONSHIPS

Starting poll position: 2nd (11-18-81)
Highest 1981-82 ranking: 2nd (11-18-81)
Lowest 1981-82 ranking: NR (1-10-82/1-31-82)
Final 1981-82 poll position: 4th (3-27-82)
Actual NCAA finish: 3rd in nation

No.	Name	Year	Pos.	Ht.	Hometown	PPG	RPG	FG-Pct.	FT-Pct.
14	*Mary Ostrowski	SO	F	6-2	Parkersburg, WV	16.4	9.1	.527	.724
20	Gina Bozeman	FR	G	5-6	Sylvester, GA				
24	Pat Hatmaker	SO	G	5-8	Knoxville, TN	1.5	0.7	.454	.700
30	*Shelia Collins	FR	G/F	5-9	Colbert, GA	14.2	6.4	.458	.586
34	Susan Clower	SR	G	5-9	Kingston, GA	1.6	1.5	.278	.727
35	Linda Ray	FR	F	5-9	Norris, TN				
40	Lynne Collins	SO	F	6-0	Blacksburg, VA	3.2	2.2	.486	.167
44	*Lea Henry	JR	G	5-4	Damascus, GA	7.3	1.3	.414.	.615
45	*Tanya Haave	SO	F	6-2	Evergreen, CO	15.7	7.4	.581	.920
51	Sonya Cannon	FR	F	5-8	Maryville, TN				
52	Tammy Larkey	FR	C	6-5	Gray, TN	4.5	4.1	.500	.667
55	*Paula Towns	SO	C	6-1	Fort Valley, GA	11.4	6.3	.580	.708

ALL-TIME LADY VOL TEAMS (CONTINUED)

1982-83 » 25-8 » 2ND NCAA MIDEAST REGIONALS

Starting poll position: 4th (11-18-82)
Highest 1982-83 ranking: 4th (2-13-83)
Lowest 1982-83 ranking: 12th (1-2-83)
Final 1982-83 poll position: 10th (3-18-83)
Actual NCAA finish: Lost in Mideast Regional Final

No.	Name	Year	Pos.	Ht.	Hometown	PPG	RPG	FG-Pct.	FT-Pct.
10	Pam Marr	FR	G	5-6	Winter Park, FL	1.7	1.0	.380	.767
14	*Mary Ostrowski	JR	F	6-2	Parkersburg, WV	13.5	7.7	.586	.702
24	*Pat Hatmaker	JR	G	5-8	Knoxville, TN	5.9	2.2	.434	.785
30	Shelia Collins	SO	G/F	5-9	Colbert, GA	8.5	3.2	.500	.689
35	Linda Ray	SO	F	5-9	Norris, TN	1.7	1.1	.428	.600
40	Lynne Collins	JR	F	6-0	Blacksburg, VA	6.9	3.7	.624	.690
42	Pam Cook	FR	G	5-7	Duluth, GA	3.8	2.2	.513	.667
44	*Lea Henry	SR	G	5-4	Damascus, GA	7.5	1.9	.471	.723
45	*Tanya Haave	JR	F	6-2	Evergreen, CO	18.6	7.5	.506	.839
50	Karen Morton	FR	C	6-3	Lake City, TN	11.7	5.5	.556	.812
51	Sonya Cannon	SO	F	5-8	Maryville, TN	1.6	0.2	.384	.500
52	Tammy Larkey	SO	C	6-5	Gray, TN				
55	*Paula Towns	JR	C	6-1	Fort Valley, GA	11.1	7.4	.528	.656

1983-84 » 23-10 » 2ND NCAA CHAMPIONSHIPS

Starting poll position: 5th (11-18-83)
Highest 1983-84 ranking: 5th (11-27-83)
Lowest 1983-84 ranking: 15th (3-11-84)
Final 1983-84 poll position: 15th (3-11-84)
Actual NCAA finish: 2nd in nation

No.	Name	Year	Pos.	Ht.	Hometown	PPG	RPG	FG-Pct.	FT-Pct.
10	Pam Marr	SO	G	5-6	Winter Park, FL	2.2	0.5	.372	.607
14	*Mary Ostrowski	SR	F	6-2	Parkersburg, WV	17.8	9.2	.523	.806
15	Kristie Snyder	SO	G	5-6	Knoxville, TN	0.0	0.0	.000	.000
23	Shelley Sexton	FR	G	5-7	Lake City, TN	0.3	0.4	.000	.000
24	*Pat Hatmaker	SR	G	5-8	Knoxville, TN	3.7	1.3	.372	.607
30	*Shelia Collins	JR	G	5-9	Colbert, GA	11.6	3.8	.440	.642
34	Lisa Webb	FR	G	5-9	Milledgeville, GA	2.0	0.9	.500	.400
35	Linda Ray	JR	F	5-9	Norris, TN				
40	Lynne Collins	SR	F	6-0	Blacksburg, VA	5.4	3.1	.491	.461
42	Valerie Freeman	FR	F	5-11	Milledgeville, GA	1.0	1.0	.285	.142
44	Cheryl Littlejohn	FR	C	6-3	Gastonia, NC	1.9	0.6	.636	.375
45	*Tanya Haave	SR	F	6-2	Evergreen, CO	16.3	6.2	.543	.730
51	Sonya Cannon	JR	F	5-8	Maryville, TN	0.0	1.0	.000	.000
53	Amy Gamble	FR	F	5-10	Glendale, WV	0.5	1.3	.153	.000
55	*Paula Towns	SR	C	6-1	Fort Valley, GA	9.4	7.8	.532	.758

1984-85 » 22-10 » SEC CHAMPIONS/SEC TOURNAMENT CHAMPIONS/ 3RD NCAA MIDEAST REGIONAL

Starting poll position: 14th (11-18-84)
Highest 1984-85 ranking: 12th (11-26-84)
Lowest 1984-85 ranking: NR (12-16-84/2-10-85)
Final 1984-85 poll position: 13th (3-10-85)
Actual NCAA finish: Lost in Mideast Regional Semifinal

No.	Name	Year	Pos.	Ht.	Hometown	PPG	RPG	FG-Pct.	FT-Pct.
4	*Dawn Marsh	FR	G	5-6	Alcoa, TN	5.9	1.4	.496	.856
10	Pam Marr	JR	G	5-6	Winter Park, FL	2.5	1.3	.415	.170
11	*Kathy Spinks	FR	F	6-2	Forest Hills, KY	3.2	2.5	.379	.620
14	Sherry Bostic	FR	F	5-11	LaFollette, TN	1.4	1.3	.250	.857
23	*Shelley Sexton	SO	G	5-7	Lake City, TN	8.1	2.3	.462	.623
30	*Shelia Collins	SR	G	5-9	Colbert, GA	18.2	9.4	.438	.788
32	Jennifer Tuggle	FR	F	6-2	Etowah, TN	5.8	3.3	.496	.889
34	Lisa Webb	SO	F	5-9	Milledgeville, GA	11.6	6.0	.506	.636
35	Linda Ray	SR	F	5-9	Norris, TN	0.0	1.0	.000	.000
42	Valerie Freeman	SO	F	6-0	Milledgeville, GA	11.9	5.7	.494	.622
44	Cheryl Littlejohn	SO	C	6-3	Gastonia, NC	1.4	1.7	.512	.684
51	Sonya Cannon	SR	F	5-8	Maryville, TN	0.2	0.5	.000	.500
53	Amy Gamble	SO	F	5-10	Glendale, WV				
55	*Karla Horton	FR	C	6-2	Kershaw, SC	7.7	7.2	.487	.667

ALL-TIME LADY VOL TEAMS (CONTINUED)

1985-86 » 24-10 » 3RD NCAA CHAMPIONSHIPS

Starting poll position: 9th (11-12-85)
Highest 1985-86 ranking: 9th (11-12-85)
Lowest 1985-86 ranking: 15th (3-9-86)
Final 1985-86 poll position: 15th (3-9-86)
Actual NCAA finish: 3rd in nation

No.	Name	Year	Pos.	Ht.	Hometown	PPG	RPG	FG-Pct.	FT-Pct.
4	*Dawn Marsh	SO	G	5-6	Alcoa, TN	5.7	1.9	.411	.683
10	Pam Marr	SR	G	5-6	Winter Park, FL	1.7	0.9	.309	.647
11	Kathy Spinks	SO	C	6-2	Forest Hills, KY	5.7	3.6	.469	.588
12	*Sheila Frost	FR	C	6-4	Pulaski, TN	12.2	9.4	.580	.525
14	Sherry Bostic	SO	G/F	5-11	LaFollette, TN	4.5	2.4	.510	.711
23	*Shelley Sexton	JR	G	5-7	Lake City, TN	12.2	3.3	.487	.644
30	*Bridgette Gordon	FR	F	6-0	DeLand, FL	14.2	6.2	.480	.633
32	Jennifer Tuggle	SO	F	6-2	Etowah, TN	4.2	1.4	.563	.600
34	Lisa Webb	JR	F/C	5-9	Milledgeville, GA				
35	Melissa McCray	FR	G/F	5-10	Johnson City, TN	7.3	2.7	.512	.755
42	Valerie Freeman	JR	F	6-0	Milledgeville, GA				
44	Cheryl Littlejohn	JR	C	6-3	Gastonia, NC	3.1	1.8	.494	.633
51	Lesia Cecil	FR	G	5-2	Helenwood, TN	0.8	0.3	.500	.333
55	*Karla Horton	SO	C	6-2	Kershaw, SC	10.7	9.2	.497	.594

1986-87 » 28-6 » NCAA NATIONAL CHAMPIONS

Starting poll position: 3rd (11-18-86)
Highest 1986-87 ranking: 1st (three times)
Lowest 1986-87 ranking: 9th (2-16-87)
Final 1986-87 poll position: 7th (3-10-87)
Actual NCAA finish: *NCAA CHAMPIONS*

No.	Name	Year	Pos.	Ht.	Hometown	PPG	RPG	FG-Pct.	FT-Pct.
4	*Dawn Marsh	JR	G	5-6	Alcoa, TN	5.2	1.6	.484	.723
11	Kathy Spinks	JR	F/C	6-2	Forest Hills, KY	4.1	2.7	.455	.532
12	*Sheila Frost	SO	C	6-4	Pulaski, TN	11.3	6.4	.590	.598
14	Gay Townson	JR	F	5-9	Loudon, TN	0.8	0.2	.500	1.000
23	*Shelley Sexton	SR	G	5-7	Lake City, TN	8.2	2.8	.459	.689
24	Carla McGhee	FR	F	6-3	Peoria, IL	4.3	3.3	.474	.688
30	*Bridgette Gordon	SO	F	6-0	DeLand, FL	16.4	6.8	.484	.719
32	Jennifer Tuggle	RS-SO	F	6-2	Etowah, TN	2.5	1.1	.468	.571
33	Tonya Edwards	FR	G	5-10	Flint, MI	8.9	2.7	.432	.788
34	Lisa Webb	JR	F	5-9	Milledgeville, GA	4.5	2.2	.467	.769
35	Melissa McCray	SO	G/F	5-10	Johnson City, TN	5.5	2.2	.438	.743
40	Sabrina Mott	FR	G	5-9	Brentwood, TN	0.7	0.4	.000	.700
44	Cheryl Littlejohn	SR	C	6-3	Gastonia, NC	1.9	1.3	.467	.692
55	*Karla Horton	JR	F/C	6-2	Kershaw, SC	9.8	6.8	.459	.717

1987-88 » 31-3 » SEC TOURNAMENT CHAMPIONS/3RD NCAA CHAMPIONSHIPS

Starting poll position: 1st (11-23-87)
Highest 1987-88 ranking: 1st (three times)
Lowest 1987-88 ranking: 4th (2-8-88)
Final 1987-88 poll position: 1st (3-14-88)
Actual NCAA finish: 3rd in nation

No.	Name	Year	Pos.	Ht.	Hometown	PPG	RPG	FG-Pct.	FT-Pct.
4	*Dawn Marsh	SR	G	5-6	Alcoa, TN	5.7	1.9	.511	.853
11	Kathy Spinks	SR	C	6-2	Forest Hills, KY	5.5	3.1	.594	.683
12	*Sheila Frost	JR	C	6-4	Pulaski, TN	14.6	7.9	.615	.645
14	Gay Townson	JR	F	5-9	Loudon, TN				
23	Kris Durham	FR	G	5-8	Dunellen, NJ	6.5	1.4	.497	.734
24	Carla McGhee	SO	F	6-3	Peoria, IL				
30	*Bridgette Gordon	JR	F	6-0	DeLand, FL	20.8	6.8	.541	.702
32	Jennifer Tuggle	JR	F	6-2	Etowah, TN	6.0	2.8	.490	.765
33	Tonya Edwards	SO	G	5-10	Flint, MI	12.9	4.9	.456	.742
34	*Lisa Webb	SR	F	5-9	Milledgeville, GA	9.5	7.3	.477	.750
35	*Melissa McCray	JR	G/F	5-10	Morristown, TN	5.9	2.8	.401	.714
42	Pearl Moore	FR	F	6-2	Harriman, TN	4.6	3.5	.549	.487

ALL-TIME LADY VOL TEAMS (CONTINUED)

1988-89 » 35-2 » SEC TOURNAMENT CHAMPIONS/NCAA NATIONAL CHAMPIONS

Starting poll position: 1st (11-21-88)
Highest 1988-89 ranking: 1st (11-21-88/1-2-89, 3-13-89)
Lowest 1988-89 ranking: 3rd (2-13-89)
Final 1988-89 poll position: 1st (3-13-89)
Actual NCAA finish: *NCAA CHAMPIONS*

No.	Name	Year	Pos.	Ht.	Hometown	PPG	RPG	FG-Pct.	FT-Pct.
5	Regina Clark	FR	G	5-8	Saginaw, MI	5.2	2.2	.449	.682
11	*Dena Head	FR	G	5-10	Canton, MI	6.5	3.0	.443	.747
12	*Sheila Frost	SR	C	6-4	Pulaski, TN	13.7	6.7	.578	.678
23	Kris Durham	SO	G	5-8	Dunellen, NJ				
24	*Carla McGhee	SO	C/F	6-3	Peoria, IL	5.3	5.4	.528	.506
30	*Bridgette Gordon	SR	F	6-0	DeLand, FL	20.4	7.0	.535	.697
32	Daedra Charles	SO	C	6-3	Detroit, MI	9.8	6.7	.539	.567
33	Tonya Edwards	JR	G	5-10	Flint, MI	9.7	3.0	.452	.797
34	Kelli Casteel	FR	F	6-2	Maryville, TN	3.8	1.9	.698	.633
35	*Melissa McCray	SR	G	5-10	Morristown, TN	6.4	3.1	.413	.788
42	Pearl Moore	SO	C	6-2	Harriman, TN				
50	Debbie Scott	FR	F	6-1	Gallatin, TN	4.5	1.8	.486	.565
52	Debbie Hawhee	FR	F	6-1	Greeneville, TN	2.6	1.4	.404	.730

1989-90 » 27-6 » SEC CHAMPIONS/2ND NCAA EAST REGIONAL

Starting poll position: 2nd (11-20-89)
Highest 1989-90 ranking: 1st (11-27/12-4-89)
Lowest 1989-90 ranking: 7th (12-24-89)
Final 1989-90 poll position: 4th (3-12-90)
Actual NCAA finish: Lost in East Regional Final

No.	Name	Year	Pos.	Ht.	Hometown	PPG	RPG	FG-Pct.	FT-Pct.
3	Jody Adams	FR	G	5-4	Cleveland, TN	6.4	1.7	.384	.831
5	Regina Clark	SO	G	5-8	Saginaw, MI	3.0	1.4	.385	.529
11	*Dena Head	SO	G	5-10	Canton, MI	11.4	5.3	.451	.723
21	Lisa Harrison	FR	F	6-0	Louisville, KY	7.7	4.8	.467	.631
24	*Carla McGhee	JR	F/C	6-3	Peoria, IL	9.0	6.8	.484	.691
32	*Daedra Charles	JR	C	6-3	Detroit, MI	15.9	8.7	.551	.561
33	*Tonya Edwards	SR	G	5-10	Flint, MI	11.3	3.2	.426	.761
34	Kelli Casteel	SO	C	6-2	Maryville, TN	5.4	2.7	.528	.644
42	Pearl Moore	SO	C	6-2	Harriman, TN	1.1	1.9	.333	.500
44	Melissa Smith	FR	F/C	6-2	Schofield, WI	1.4	1.2	.368	.500
50	*Debbie Scott	SO	F	6-0	Gallatin, TN	5.0	2.0	.468	.654
52	Debbie Hawhee	SO	F	6-1	Greeneville, TN	4.0	1.9	.535	.742

1990-91 » 30-5 » NCAA NATIONAL CHAMPIONS

Starting poll position: 6th (11-19-90)
Highest 1990-91 ranking: 2nd (1-15-91)
Lowest 1990-91 ranking: 10th (12-11-90)
Final 1990-91 poll position: 4th (3-12-91)
Actual NCAA finish: *NCAA CHAMPIONS*

No.	Name	Year	Pos.	Ht.	Hometown	PPG	RPG	FG-Pct.	FT-Pct.
3	*Jody Adams	SO	G	5-4	Cleveland, TN	8.5	2.3	.460	.769
5	Regina Clark	JR	G	5-8	Saginaw, MI	3.0	0.9	.390	.656
11	*Dena Head	JR	G	5-10	Canton, MI	13.1	5.7	.505	.713
15	Marlene Jeter	SO	C	6-0	Carlisle, SC	3.7	2.4	.414	.606
20	Peggy Evans	FR	C	6-0	Detroit, MI	8.5	5.7	.537	.744
21	*Lisa Harrison	SO	F	6-0	Louisville, KY	7.6	5.7	.397	.508
32	*Daedra Charles	SR	C	6-3	Detroit, MI	17.3	9.2	.561	.585
33	Nikki Caldwell	FR	G	5-10	Oak Ridge, TN	8.6	1.6	.393	.657
34	*Kelli Casteel	JR	C	6-2	Maryville, TN	7.9	4.1	.525	.672
50	Tamara Carver	FR	G	5-6	Cosby, TN	1.0	0.3	.500	.000
52	Debbie Hawhee	JR	F	6-1	Greeneville, TN	3.0	1.9	.404	.548

ALL-TIME LADY VOL TEAMS (CONTINUED)

1991-92 » 28-3 » SEC TOURNAMENT CHAMPIONS/3RD NCAA MIDEAST REGIONAL

Starting poll position: 1st (11-19-91)
Highest 1991-92 ranking: 1st (four times)
Lowest 1991-92 ranking: 4th (2-3-92)
Final 1991-92 poll position: 2nd (3-16-92)
Actual NCAA finish: Lost in Mideast Regional Semifinal

No.	Name	Year	Pos.	Ht.	Hometown	PPG	RPG	FG-Pct.	FT-Pct.
3	*Jody Adams	JR	G	5-5	Cleveland, TN	5.6	1.4	.426	.833
5	Regina Clark	SR	G	5-9	Saginaw, MI	2.3	0.6	.303	.619
10	Tiffany Woosley	FR	G	5-6	Tullahoma, TN	8.9	2.1	.424	.794
11	*Dena Head	SR	G	5-11	Canton, MI	13.7	5.2	.487	.716
15	Marlene Jeter	JR	F/C	5-11	Carlisle, SC	2.0	1.5	.250	.857
20	*Peggy Evans	SO	F	6-0	Detroit, MI	14.8	6.5	.531	.573
21	Lisa Harrison	JR	F	6-0	Louisville, KY	5.6	5.2	.393	.727
23	*Nikki McCray	SO	F	5-11	Collierville, TN	6.9	3.7	.500	.736
24	Vonda Ward	FR	C	6-6	Northfield, OH	5.5	3.8	.491	.652
33	Nikki Caldwell	SO	G	5-11	Oak Ridge, TN	3.7	2.2	.314	.659
34	*Kelli Casteel	SR	C	6-2	Maryville, TN	8.8	4.7	.511	.700
42	Rochone Dilligard	FR	F/C	6-1	Lebanon, TN	2.1	1.4	.500	.417
52	Debbie Hawhee	SR	F	6-1	Greeneville, TN	1.9	1.6	.310	.800
53	Dana Johnson	FR	C	6-2	Baltimore, MD	7.8	5.6	.479	.576

1992-93 » 29-3 » SEC CHAMPIONS/2ND NCAA MIDEAST REGIONAL

Starting poll position: 2nd (11-30-92)
Highest 1992-93 ranking: 1st (nine times)
Lowest 1992-93 ranking: 2nd (3-16-93)
Final 1992-93 poll position: 2nd (3-16-93)
Actual NCAA finish: Lost in Mideast Regional Final

No.	Name	Year	Pos.	Ht.	Hometown	PPG	RPG	FG-Pct.	FT-Pct.
3	Jody Adams	SR	G	5-5	Cleveland, TN	3.6	0.8	.357	.500
5	Latina Davis	FR	G	5-6	Winchester, TN	6.0	3.1	.362	.740
10	*Tiffany Woosley	SO	G	5-6	Shelbyville, TN	11.5	2.4	.370	.827
20	*Peggy Evans	JR	C	6-0	Detroit, MI	11.4	6.2	.463	.639
21	*Lisa Harrison	SR	F	6-0	Louisville, KY	14.0	9.4	.468	.621
23	*Nikki McCray	JR	F	5-11	Collierville, TN	10.9	4.5	.465	.722
24	*Vonda Ward	SO	C	6-6	Northfield, OH	8.9	7.8	.449	.678
33	Nikki Caldwell	JR	G	5-11	Oak Ridge, TN	5.3	2.3	.322	.722
42	Rochone Dilligard	SO	F/C	6-1	Lebanon, TN	2.2	2.1	.500	.455
44	Michelle Johnson	FR	F	6-0	Shelbyville, TN	1.5	1.4	.250	.706
53	Dana Johnson	SO	C	6-2	Baltimore, MD	10.9	5.7	.534	.587

1993-94 » 31-2 » SEC CHAMPIONS/SEC TOURNAMENT CHAMPIONS/ 3RD NCAA MIDEAST REGIONAL

Starting poll position: 1st (11-16-93)
Highest 1993-94 ranking: 1st (14 times)
Lowest 1993-94 ranking: 2nd (three times)
Final 1993-94 poll position: 1st (3-14-94)
Actual NCAA finish: Lost in Mideast Regional Semifinal

No.	Name	Year	Pos.	Ht.	Hometown	PPG	RPG	FG-Pct.	FT-Pct.
3	Michelle Marciniak	SO	G	5-9	Macungie, PA	6.2	1.8	.405	.688
5	Latina Davis	SO	G	5-6	Winchester, TN	7.7	3.5	.485	.879
10	*Tiffany Woosley	JR	G	5-6	Shelbyville, TN	11.9	2.0	.453	.880
23	*Nikki McCray	JR	F	5-11	Collierville, TN	16.3	7.0	.506	.703
24	*Vonda Ward	JR	C	6-6	Northfield, OH	8.4	6.5	.438	.703
25	Tanika Smith	FR	G	5-8	Knoxville, TN	0.7	1.2	.278	.647
33	*Nikki Caldwell	SR	G	5-11	Oak Ridge, TN	5.7	2.8	.345	.743
42	Rochone Dilligard	JR	F/C	6-1	Lebanon, TN	2.5	1.6	.424	.645
44	Pashen Thompson	FR	F	6-1	Philadelphia, MS	5.8	5.6	.441	.733
52	Abby Conklin	FR	F	6-3	Charlestown, IN	4.8	2.3	.496	.775
53	*Dana Johnson	JR	C	6-2	Baltimore, MD	13.8	7.3	.546	.637

ALL-TIME LADY VOL TEAMS (CONTINUED)

1994-95 » 34-3 » SEC CHAMPIONS/2ND NCAA CHAMPIONSHIPS

Starting poll position: 1st (11-21-94)
Highest 1994-95 ranking: 1st (8 times)
Lowest 1994-95 ranking: 3rd (one time)
Final 1994-95 poll position: 3rd (3-13-95)
Actual NCAA finish: 2nd in nation

No.	Name	Year	Pos.	Ht.	Hometown	PPG	RPG	FG-Pct.	FT-Pct.
00	Michelle Johnson	JR	F	6-0	Shelbyville, TN	3.9	3.5	.454	.706
3	*Michelle Marciniak	JR	G	5-9	Macungie, PA	10.8	2.7	.444	.729
4	Tiffani Johnson	FR	C	6-4	Charlotte, NC	9.0	6.5	.512	.741
5	*Latina Davis	JR	G	5-6	Winchester, TN	10.4	4.4	.444	.802
10	Tiffany Woosley	SR	G	5-6	Shelbyville, TN	7.4	2.6	.308	.556
11	Laurie Milligan	FR	G	5-8	Tigard, OR	2.9	1.0	.353	.661
23	*Nikki McCray	SR	F	5-11	Collierville, TN	15.2	5.9	.492	.680
24	Vonda Ward	SR	C	6-6	Northfield, OH	3.9	4.0	.458	.662
25	Tanika Smith	SO	G	5-8	Knoxville, TN	1.0	0.4	.353	.667
31	Brynae Laxton	FR	F	6-0	Oneida, TN				
44	*Pashen Thompson	SO	F	6-1	Philadelphia, MS	6.2	5.5	.578	.839
52	Abby Conklin	SO	F	6-3	Charlestown, IN	5.9	2.9	.355	.882
53	*Dana Johnson	SR	C	6-2	Baltimore, MD	15.6	7.8	.616	.717

1995-96 » 32-4 » SEC TOURNAMENT CHAMPIONS/NCAA NATIONAL CHAMPIONS

Starting poll position: 6th (11-19-95)
Highest 1995-96 ranking: 2nd (twice)
Lowest 1995-96 ranking: 6th (three times)
Final 1995-96 poll position: 4th (3-11-96)
Actual NCAA finish: *NCAA CHAMPIONS*

No.	Name	Year	Pos.	Ht.	Hometown	PPG	RPG	FG-Pct.	FT-Pct.
3	*Michelle Marciniak	SR	G	5-9	Macungie, PA	11.6	3.0	.439	.795
4	Tiffani Johnson	SO	C	6-4	Charlotte, NC	7.5	6.3	.487	.618
5	*Latina Davis	SR	G	5-6	Winchester, TN	12.5	4.9	.499	.709
10	Kim Smallwood	FR	F/C	5-10	Richmond, TX	2.1	1.4	.432	.550
11	Laurie Milligan	SO	G	5-8	Tigard, OR	1.7	0.7	.375	.640
13	Misty Greene	FR	G/F	5-9	Decatur, TN	0.9	0.5	.192	.000
14	Kellie Jolly	FR	G	5-10	Sparta, TN	4.2	1.2	.431	.694
23	*Chamique Holdsclaw	FR	F/C	6-2	Astoria, NY	16.2	9.1	.468	.713
31	Brynae Laxton	FR	F	6-0	Oneida, TN	4.2	2.6	.359	.704
44	*Pashen Thompson	JR	C	6-1	Philadelphia, MS	9.1	7.2	.527	.711
52	*Abby Conklin	JR	F	6-3	Charlestown, IN	11.6	5.5	.453	.712

1996-97 » 29-10 » NCAA NATIONAL CHAMPIONS

Starting poll position: 4th (11-11-96)
Highest 1996-97 ranking: 3rd (11-18-96)
Lowest 1996-97 ranking: 11th (3-3-97)
Final 1996-97 poll position: 10th (3-10-97)
Actual NCAA finish: *NCAA CHAMPIONS*

No.	Name	Year	Pos.	Ht.	Hometown	PPG	RPG	FG-Pct.	FT-Pct.
3	Niya Butts	FR	G	6-0	Americus, GA	2.5	1.3	.406	.676
4	Tiffani Johnson	JR	C	6-4	Charlotte, NC	10.0	7.4	.532	.705
5	*Kyra Elzy	FR	G/F	6-1	LaGrange, KY	5.8	3.5	.363	.569
11	Laurie Milligan	JR	G	5-8	Tigard, OR	8.3	2.3	.359	.868
13	Misty Greene	SO	G/F	5-9	Decatur, TN	5.8	1.4	.385	.839
14	*Kellie Jolly	SO	G	5-10	Sparta, TN	8.4	1.9	.409	.750
23	*Chamique Holdsclaw	SO	F	6-2	Astoria, NY	16.2	9.4	.498	.667
31	Brynae Laxton	SO	F	6-0	Oneida, TN	2.9	2.1	.344	.526
34	LaShonda Stephens	FR	C	6-3	Woodstock, GA	2.4	1.5	.380	.696
44	*Pashen Thompson	SR	C	6-1	Philadelphia, MS	8.1	6.5	.522	.758
52	*Abby Conklin	SR	F	6-3	Charlestown, IN	11.7	4.8	.439	.835

ALL-TIME LADY VOL TEAMS (CONTINUED)

1997-98 » 39-0 » SEC CHAMPIONS/SEC TOURNAMENT CHAMPIONS/ NCAA NATIONAL CHAMPIONS

Starting poll position: 1st (11-10-97)
Highest 1997-98 ranking: 1st (all 18 polls)
Lowest 1997-98 ranking: 1st (all 18 polls)
Final 1997-98 poll position: 1st (3-9-98)
Actual NCAA finish: *NCAA CHAMPIONS*

No.	Name	Year	Pos.	Ht.	Hometown	PPG	RPG	FG-Pct.	FT-Pct.
3	Niya Butts	SO	G	6-0	Americus, GA	1.8	1.1	.415	.457
5	Kyra Elzy	SO	G/F	6-1	LaGrange, KY	7.0	4.0	.408	.686
11	Laurie Milligan	SR	G	5-8	Tigard, OR	2.0	0.4	.429	.571
13	Misty Greene	JR	G/F	5-9	Decatur, TN	2.0	1.2	.289	.857
14	*Kellie Jolly	JR	G	5-10	Sparta, TN	7.6	2.3	.463	.843
21	*Semeka Randall	FR	G	5-10	Cleveland, OH	15.9	5.3	.487	.728
23	*Chamique Holdsclaw	JR	F	6-2	Astoria, NY	23.5	8.4	.546	.765
24	*Tamika Catchings	FR	F	6-1	Duncanville, TX	18.2	8.0	.537	.760
31	Brynae Laxton	JR	F	6-0	Oneida, TN	1.2	1.9	.279	.400
33	Kristen "Ace" Clement	FR	G	5-11	Broomall, PA	5.6	2.2	.421	.644
34	*LaShonda Stephens	SO	C	6-3	Woodstock, GA	4.0	3.4	.308	.587
40	Teresa Geter	FR	C	6-3	Columbia, SC	6.3	4.8	.547	.623

1998-99 » 31-3 » SEC CHAMPIONS/SEC TOURNAMENT CHAMPIONS/ 2ND NCAA EAST REGIONAL

Starting poll position: 1st (11-9-98)
Highest 1998-99 ranking: 1st (seven times)
Lowest 1998-99 ranking: 4th (11-16-98)
Final 1998-99 poll position: 2nd (3-8-99)
Actual NCAA finish: Lost in East Regional Final

No.	Name	Year	Pos.	Ht.	Hometown	PPG	RPG	FG-Pct.	FT-Pct.
00	*Michelle Snow	FR	C	6-5	Pensacola, FL	8.5	6.4	.600	.519
3	Niya Butts	JR	F	6-0	Americus, GA	2.9	1.4	.615	.595
5	Kyra Elzy	JR	G/F	6-1	LaGrange, KY				
11	Amanda Canon	FR	G	5-11	Shelbyville, TN	0.7	0.4	.188	.600
14	*Kellie Jolly	SR	G	5-10	Sparta, TN	7.5	2.3	.449	.704
21	*Semeka Randall	SO	G	5-10	Cleveland, OH	14.1	4.8	.512	.590
23	*Chamique Holdsclaw	SR	F	6-2	Astoria, NY	21.3	8.1	.519	.707
24	*Tamika Catchings	SO	F	6-1	Duncanville, TX	16.6	7.3	.512	.775
31	Sarah Edwards	FR	F	5-11	Sevierville, TN	2.3	0.6	.684	.727
33	Kristen "Ace" Clement	SO	G	5-11	Broomall, PA	7.6	2.0	.461	.688
40	Teresa Geter	SO	C	6-3	Columbia, SC	5.9	4.7	.453	.816
50	Shalon Pillow	FR	C	6-3	Addyston, OH	3.0	1.7	.640	.519

1999-00 » 33-4 » SEC CHAMPIONS/SEC TOURNAMENT CHAMPIONS/ 2ND NCAA CHAMPIONSHIPS

Starting poll position: 2nd (11-9-99)
Highest 1999-2000 ranking: 2nd (fourteen times)
Lowest 1999-2000 ranking: 5th (two times)
Final 1999-2000 poll position: 2nd (3-13-2000)
Actual NCAA finish: 2nd in nation

No.	Name	Year	Pos.	Ht.	Hometown	PPG	RPG	FG-Pct.	FT-Pct.
00	*Michelle Snow	SO	C	6-5	Pensacola, FL	11.8	6.3	.555	.629
3	Niya Butts	SR	F	6-0	Americus, GA	2.1	1.0	.846	.500
5	Kyra Elzy	SR*	G-F	6-1	LaGrange, KY	3.1	2.6	.367	.492
10	April McDivitt	FR	G	5-7	Connersville, IN	4.6	1.2	.397	.723
11	Amanda Canon	SO	F	5-11	Shelbyville, TN	1.0	0.1	.500	.750
12	Tasheika Morris	FR	F	6-0	Huntsville, AL	2.2	0.8	.353	.600
13	Gwen Jackson	FR	C-F	6-2	Eufaula, AL	5.5	4.5	.458	.637
20	*Kara Lawson	FR	G-F	5-9	Alexandria, VA	13.6	4.1	.458	.817
21	*Semeka Randall	JR	G	5-10	Cleveland, OH	14.0	5.3	.418	.785
24	*Tamika Catchings	JR	F	6-1	Duncanville, TX	15.7	7.9	.475	.767
31	Sarah Edwards	SO	G	5-11	Sevierville, TN	1.2	0.2	.231	1.000
33	*Kristen "Ace" Clement	JR	G	5-11	Broomall, PA	5.6	3.0	.356	.620
34	LaShonda Stephens	SR*	C	6-3	Woodstock, GA	1.0	0.9	.286	.429
50	Shalon Pillow	SO	C	6-3	Addyston, OH	2.6	1.7	.596	.600

ALL-TIME LADY VOL TEAMS (CONTINUED)

2000-01 » 31-3 » SEC CHAMPIONS/3RD NCAA MIDEAST REGIONAL

Starting poll position: 2nd (11-6-00)
Highest 2000-01 ranking: 1st (two times)
Lowest 2000-01 ranking: 3rd (four times)
Final 2000-01 poll position: 3rd (3-11-2000)
Actual NCAA finish: Lost in Mideast Regional Semifinal

No.	Name	Year	Pos.	Ht.	Hometown	PPG	RPG	FG-Pct.	FT-Pct.
00	*Michelle Snow	JR	C	6-5	Pensacola, FL	11.1	6.8	.572	.608
3	Tasha Butts	FR	G	5-11	Milledgeville, GA	4.7	2.0	.427	.766
4	LaToya Davis	FR	F	6-0	Forsyth, GA	2.9	1.5	.383	.455
5	Kyra Elzy	RS-SR	G-F	6-1	LaGrange, KY	2.0	1.7	.435	.571
10	April McDivitt	SO	G	5-7	Connersville, IN	5.4	1.6	.432	.794
11	Amanda Canon	JR	F	5-11	Shelbyville, TN	1.5	0.1	.200	.900
13	Gwen Jackson	SO	C-F	6-2	Eufaula, AL	11.7	6.3	.486	.788
20	*Kara Lawson	SO	G-F	5-9	Alexandria, VA	11.4	3.5	.433	.857
21	*Semeka Randall	SR	G	5-10	Cleveland, OH	10.3	5.0	.417	.713
24	*Tamika Catchings	SR	F	6-1	Duncanville, TX	15.2	8.8	.477	.806
31	Sarah Edwards	JR	G	5-11	Sevierville, TN	0.3	0.1	.500	.000
33	*Kristen "Ace" Clement	SR	G	5-11	Broomall, PA	4.5	2.4	.385	.643
42	Courtney McDaniel	FR	C-F	6-1	Bristol, TN	3.3	2.2	.571	.615
43	Ashley Robinson	FR	C	6-5	Grand Prairie, TX	8.9	5.3	.492	.515
50	Shalon Pillow	JR	C	6-3	Addyston, OH	3.0	1.8	.537	.692

2001-02 » 29-5 » SEC CHAMPIONS/3RD NCAA CHAMPIONSHIPS

Starting poll position: 2nd (11-5-01)
Highest 2001-02 ranking: 2nd (12 times)
Lowest 2001-02 ranking: 6th (two times)
Final 2001-02 poll position: 6th (3-11-2002)
Actual NCAA finish: 3rd in nation

No.	Name	Year	Pos.	Ht.	Hometown	PPG	RPG	FG-Pct.	FT-Pct.
00	*Michelle Snow	SR	C	6-5	Pensacola, FL	12.3	6.5	.503	.753
3	Tasha Butts	SO	G	5-11	Milledgeville, GA	4.3	3.0	.294	.745
4	LaToya Davis	SO	F	6-0	Forsyth, GA	3.9	1.9	.440	.667
10	*April McDivitt	JR	G	5-7	Connersville, IN	4.9	1.6	.405	.692
11	Amanda Canon	SR	F	5-11	Shelbyville, TN	0.2	1.0	.000	.333
13	*Gwen Jackson	JR	F	6-2	Eufaula, AL	10.5	6.2	.471	.800
14	Michelle Muñoz	FR	F	6-1	Mason, OH	3.7	2.0	.581	.806
20	*Kara Lawson	JR	G	5-9	Alexandria, VA	15.1	4.9	.466	.835
21	Loree Moore	FR	G	5-9	Carson, CA	5.7	2.7	.467	.694
25	Brittany Jackson	FR	G-F	6-0	Cleveland, TN	6.5	2.1	.392	.745
33	Ashley Robinson	SO	C	6-5	Grand Prairie, TX	4.7	2.6	.382	.529
42	Courtney McDaniel	SO	C-F	6-1	Bristol, TN	3.3	3.0	.402	.618
43	*Shyra Ely	FR	F	6-2	Indianapolis, IN	9.3	5.4	.490	.585
50	Shalon Pillow	SR	C	6-3	Addyston, OH	2.0	0.8	.545	.688

2002-03 » 33-5 » SEC CHAMPIONS/2ND NCAA CHAMPIONSHIPS

Starting poll position: 2nd (11-11-02)
Highest 2002-03 ranking: 2nd (two times)
Lowest 2002-03 ranking: 5th (four times)
Final 2002-03 poll position: 4th (3-17-03)
Actual NCAA finish: 2nd in nation

No.	Name	Year	Pos.	Ht.	Hometown	PPG	RPG	FG-Pct.	FT-Pct.
3	*Tasha Butts	JR	G	5-11	Milledgeville, GA	6.3	4.8	.355	.795
4	LaToya Davis	JR	F	6-0	Forsyth, GA	2.2	1.7	.467	.692
5	Shanna Zolman	FR	G	5-10	Syracuse, IN	7.5	2.1	.419	.892
13	*Gwen Jackson	SR	F	6-2	Eufaula, AL	16.1	6.2	.572	.756
20	*Kara Lawson	SR	G	5-8	Alexandria, VA	14.4	4.9	.469	.884
21	*Loree Moore	SO	G	5-9	Lakewood, CA	6.4	3.4	.470	.612
25	Brittany Jackson	SO	F	6-0	Cleveland, TN	5.7	1.4	.356	.736
33	*Ashley Robinson	JR	C	6-5	Grand Prairie, TX	5.8	5.4	.418	.392
42	Courtney McDaniel	JR	F	6-1	Bristol, TN	4.3	3.0	.594	.724
43	Shyra Ely	SO	F	6-2	Indianapolis, IN	9.8	6.6	.495	.713
50	Tye'sha Fluker	FR	C	6-5	Pasadena, CA	3.1	2.5	.400	.571

ALL-TIME LADY VOL TEAMS (CONTINUED)

2003-04 » 31-4 » SEC CHAMPIONS/2ND NCAA CHAMPIONSHIPS

Starting poll position: 4th (11-3-03)
Highest 2003-04 ranking: 1st (two times)
Lowest 2003-04 ranking: 5th (four times)
Final 2003-04 poll position: 2nd (3-29-04)
Actual NCAA finish: 2nd in nation

No.	Name	Year	Pos.	Ht.	Hometown	PPG	RPG	FG-Pct.	FT-Pct.
1	Sidney Spencer	FR	F	6-3	Hoover, AL	5.5	3.5	.436	.786
3	*Tasha Butts	SR	G	5-11	Milledgeville, GA	10.4	5.4	.408	.818
4	*LaToya Davis	SR	F	6-0	Forsyth, GA	5.1	3.2	.463	.794
5	*Shanna Zolman	SO	G	5-10	Syracuse, IN	12.3	2.8	.437	.957
13	Dominique Redding	FR	F	6-1	Clearwater, FL	1.9	0.9	.429	.500
21	Loree Moore	JR	G	5-9	Lakewood, CA	7.9	5.5	.460	.529
25	Brittany Jackson	JR	F	6-0	Cleveland, TN	7.3	1.9	.393	.824
33	*Ashley Robinson	SR	C	6-5	Grand Prairie, TX	8.1	6.4	.486	.396
42	Courtney McDaniel	SR	F	6-1	Bristol, TN	2.3	2.2	.462	.765
43	*Shyra Ely	JR	F	6-2	Indianapolis, IN	14.5	8.0	.481	.678
50	Tye'sha Fluker	SO	C	6-5	Pasadena, CA	5.4	3.1	.484	.630

2004-05 » 30-5 » SEC TOURNAMENT CHAMPIONS/3RD NCAA CHAMPIONSHIPS

Starting poll position: 1st (11-8-04)
Highest 2004-05 ranking: 1st (four times)
Lowest 2004-05 ranking: 10th (1-3-05)
Final 2004-05 poll position: 3rd (3-28-05)
Actual NCAA finish: 3rd in nation

No.	Name	Year	Pos.	Ht.	Hometown	PPG	RPG	FG-Pct.	FT-Pct.
1	Sidney Spencer	SO	F	6-3	Hoover, AL	5.2	4.0	.392	.800
3	Candace Parker	FR	F	6-4	Naperville, IL				
5	*Shanna Zolman	JR	G	5-10	Syracuse, IN	12.5	2.3	.441	.862
12	Abby Canon	FR	G	5-10	Shelbyville, TN	0.0	0.1	.000	.000
13	Dominique Redding	SO	F	6-1	Clearwater, FL	4.0	1.6	.412	.816
14	*Alexis Hornbuckle	FR	G	5-11	Charleston, WV	8.6	5.4	.444	.606
15	Sa'de Wiley-Gatewood	FR	G	5-9	Pomona, CA	3.9	1.5	.366	.917
21	*Loree Moore	SR	G	5-9	Lakewood, CA	5.1	4.6	.337	.742
25	Brittany Jackson	SR	F	6-0	Cleveland, TN	8.3	2.1	.342	.810
31	Aubrey Guastalli	SR	G	5-6	Westwood, MA	0.0	0.1	.000	.000
33	Sybil Dosty	FR	C	6-3	Tucson, AZ	2.5	2.4	.565	.444
43	*Shyra Ely	SR	F	6-2	Indianapolis, IN	14.4	7.0	.456	.723
44	Alex Fuller	FR	F	6-3	Shelbyville, TN				
50	Tye'sha Fluker	JR	C	6-5	Pasadena, CA	7.4	5.4	.461	.641
55	*Nicky Anosike	FR	C	6-4	Staten Island, NY	6.7	6.1	.368	.657

2005-06 » 31-5 » SEC TOURNAMENT CHAMPIONS/ 2ND NCAA CLEVELAND REGIONAL

Starting poll position: 2nd
Highest 2005-06 ranking: 1st (nine times)
Lowest 2005-06 ranking: 8th (2-27-06)
Final 2005-06 poll position: 6th (3-20-06)
Actual NCAA finish: Lost in Cleveland Regional Final

No.	Name	Year	Pos.	Ht.	Hometown	PPG	RPG	FG-Pct.	FT-Pct.
1	*Sidney Spencer	JR	F	6-3	Hoover, AL	9.4	3.4	.458	.925
3	*Candace Parker	RS-FR	F	6-4	Naperville, IL	17.3	8.3	.522	.729
5	*Shanna Zolman	SR	G	5-10	Syracuse, IN	15.4	2.9	.433	.944
13	Dominique Redding	JR	F	6-1	Clearwater, FL	3.7	1.3	.362	.600
14	*Alexis Hornbuckle	SO	G	5-11	Charleston, WV	9.9	5.3	.418	.745
15	^Sa'de Wiley-Gatewood	SO	G	5-9	Pomona, CA	8.0	2.6	.333	.846
21	Lindsey Moss	FR	G	6-1	Alpharetta, GA	2.0	0.7	.352	.333
33	Sybil Dosty	SO	C	6-3	Tucson, AZ	2.9	2.9	.615	.548
44	Alex Fuller	RS-FR	F	6-3	Shelbyville, TN	2.1	2.0	.455	.733
50	Tye'sha Fluker	SR	C	6-5	Pasadena, CA	9.3	4.9	.532	.654
55	*Nicky Anosike	SO	C	6-4	Staten Island, NY	7.1	5.4	.510	.712

^left team Dec. 19, 2005

ALL-TIME LADY VOL TEAMS (CONTINUED)

2006-07 » 34-3 » SEC CHAMPIONS/NCAA NATIONAL CHAMPIONS

Starting poll position: 5th
Highest 2006-07 ranking: 2nd (twice)
Lowest 2006-07 ranking: 6th (12-4-06)
Final 2006-07 poll position: 3rd (3-12-07)
Actual NCAA finish: *NCAA CHAMPIONS*

No.	Name	Year	Pos.	Ht.	Hometown	PPG	RPG	FG-Pct.	FT-Pct.
00	*Shannon Bobbitt	JR	G	5-2	Manhattan, NY	8.7	1.6	.370	.790
1	*Sidney Spencer	SR	F	6-3	Hoover, AL	11.6	4.2	.421	.900
2	Cait McMahan	FR	G	5-4	Maryville, TN	2.4	1.2	.327	.444
3	*Candace Parker	SO	G/F/C	6-4	Naperville, IL	19.6	9.8	.529	.716
10	Elizabeth Curry	SR	G	5-6	New Virginia, IA	0.4	0.0	.200	.667
13	Dominique Redding	SR	F	6-1	Clearwater, FL	3.5	1.4	.364	.813
14	*Alexis Hornbuckle	JR	G	5-11	Charleston, WV	10.2	5.1	.440	.731
33	Alberta Auguste	JR	G/F	5-11	Marrero, LA	5.0	2.3	.434	.671
34	Nicci Moats	FR	F	6-2	Daleville, VA	0.8	0.9	.286	.300
44	Alex Fuller	SO	F/C	6-3	Shelbyville, TN	6.0	4.1	.497	.776
55	*Nicky Anosike	JR	F/C	6-4	Staten Island, NY	7.5	6.2	.427	.600

2007-08 » 36-2 » SEC TOURNAMENT CHAMPIONS/NCAA NATIONAL CHAMPIONS

Starting poll position: 1st
Highest 2007-08 ranking: 1st (seven times)
Lowest 2007-08 ranking: 3rd (seven times)
Final 2007-08 poll position: 3rd (3-18-08)
Actual NCAA finish: *NCAA CHAMPIONS*

No.	Name	Year	Pos.	Ht.	Hometown	PPG	RPG	FG-Pct.	FT-Pct.
00	*Shannon Bobbitt	SR	G	5-2	Manhattan, NY	9.9	2.9	.404	.810
2	Cait McMahan	SO	G	5-4	Maryville, TN				
3	*Candace Parker	JR	F/G/C	6-4	Naperville, IL	21.3	8.5	.536	.698
5	*Angie Bjorklund	FR	F/G	6-0	Spokane Valley, WA	8.4	3.2	.386	.870
14	*Alexis Hornbuckle	SR	G	5-11	Charleston, WV	9.9	5.5	.443	.671
20	Sydney Smallbone	FR	G	5-10	Granger, IN	2.9	1.1	.314	.302
21	Vicki Baugh	FR	F/C	6-4	Sacramento, CA	5.3	4.0	.552	.778
33	Alberta Auguste	SR	G/F	5-11	Marrero, LA	5.3	2.9	.368	.622
44	Alex Fuller	JR	F/C	6-3	Shelbyville, TN	6.1	3.1	.473	.744
52	Kelley Cain	FR	C	6-6	Atlanta, GA				
55	*Nicky Anosike	SR	F/C	6-4	Staten Island, NY	8.8	7.3	.456	.625

2008-09 » 22-11 » NCAA FIRST ROUND

Starting poll position: 5th
Highest 2008-09 ranking: 5th (11-17-08)
Lowest 2008-09 ranking: 19th (3-2-09)
Final 2008-09 poll position: 18th (3-16-09)
Actual NCAA finish: Lost in First Round

No.	Name	Year	Pos.	Ht.	Hometown	PPG	RPG	FG-Pct.	FT-Pct.
1	Briana Bass	FR	G	5-2	Indianapolis, IN	3.9	1.3	.298	.761
2	Cait McMahan	RS-SO	G	5-4	Maryville, TN	4.4	1.3	.412	.786
5	*Angie Bjorklund	SO	G/F	6-0	Spokane Valley, WA	12.3	3.0	.382	.792
10	Amber Gray	FR	F	6-1	West Chester, OH	2.7	1.9	.459	.714
15	Alicia Manning	FR	F	6-1	Woodstock, GA	3.5	2.6	.402	.594
20	Sydney Smallbone	SO	G	5-10	Granger, IN	3.1	1.0	.344	.833
21	Vicki Baugh	SO	F	6-4	Sacramento, CA	6.5	7.3	.456	.613
25	*Glory Johnson	FR	F	6-3	Knoxville, TN	10.2	7.2	.404	.616
33	Alyssia Brewer	FR	F	6-3	Sapulpa, OK	5.9	4.3	.410	.608
40	*Shekinna Stricklen	FR	G/F	6-2	Morrilton, AR	13.3	5.9	.390	.761
44	*Alex Fuller	SR	F/C	6-3	Shelbyville, TN	7.5	5.9	.432	.754
52	*Kelley Cain	RS-FR	C	6-6	Atlanta, GA	8.2	5.3	.618	.418

ALL-TIME LADY VOL TEAMS (CONTINUED)

2009-10 » 32-3 » SEC CHAMPIONS/SEC TOURNAMENT CHAMPIONS/ 3RD NCAA MEMPHIS REGIONAL

Starting poll position: 6th (11-16-09)
Highest 2009-10 ranking: 3rd (twice)
Lowest 2009-10 ranking: 6th (three times)
Final 2009-10 poll position: 3rd (3-15-10)
Actual NCAA finish: Lost in Memphis Regional Semifinal

No.	Name	Year	Pos.	Ht.	Hometown	PPG	RPG	FG-Pct.	FT-Pct.
1	Briana Bass	SO	G	5-2	Indianapolis, IN	1.2	0.7	.262	.889
4	Kamiko Williams	FR	G	5-11	Clarksville, TN	4.0	1.9	.423	.741
5	*Angie Bjorklund	JR	G/F	6-0	Spokane Valley, WA	13.9	2.7	.417	.744
10	Amber Gray	SO	F	6-1	West Chester, OH				
13	Taber Spani	FR	G	6-1	Lee's Summit, MO	5.8	2.7	.413	.757
15	*Alicia Manning	SO	F	6-1	Woodstock, GA	5.4	5.1	.435	.655
20	Sydney Smallbone	JR	G	5-10	Granger, IN	2.3	0.6	.405	.800
21	Vicki Baugh	JR	F	6-4	Sacramento, CA				
25	Glory Johnson	SO	F	6-3	Knoxville, TN	10.1	7.7	.458	.648
33	*Alyssia Brewer	SO	F	6-3	Sapulpa, OK	10.2	5.9	.538	.593
34	Faith Dupree	FR	F/C	6-3	Knoxville, TN				
40	*Shekinna Stricklen	SO	G/F	6-2	Morrilton, AR	12.7	6.1	.440	.824
52	*Kelley Cain	RS-SO	C	6-6	Atlanta, GA	10.5	7.7	.607	.417

2010-11 » 34-3 » SEC CHAMPIONS/SEC TOURNAMENT CHAMPIONS/ 2ND NCAA DAYTON REGIONAL

Starting poll position: 4th (11-1-10)
Highest 2010-11 ranking: 4th (12 weeks)
Lowest 2010-11 ranking: 9th (11-29-10)
Final 2010-11 poll position: 4th (3-7-11)
Actual NCAA finish: Lost in Dayton Regional Final

No.	Name	Year	Pos.	Ht.	Hometown	PPG	RPG	FG-Pct.	FT-Pct.
1	Briana Bass	JR	G	5-2	Indianapolis, IN	1.0	0.5	.240	.875
4	Kamiko Williams	SO	G	5-11	Clarksville, TN	6.8	3.2	.465	.700
5	*Angie Bjorklund	SR	G/F	6-0	Spokane Valley, WA	10.3	2.6	.435	.760
10	Meighan Simmons	FR	G	5-9	Cibolo, TX	13.5	2.7	.418	.740
12	Lauren Avant	FR	G	5-9	Memphis, TN	2.6	1.3	.394	.568
13	Taber Spani	SO	G	6-1	Lee's Summit, MO	8.0	4.1	.432	.800
15	*Alicia Manning	JR	F	6-1	Woodstock, GA	4.9	4.1	.478	.768
20	Sydney Smallbone	SR	G	5-10	Granger, IN	1.4	0.8	.357	.750
21	Vicki Baugh	RS-JR	F	6-4	Sacramento, CA	3.6	3.2	.493	.760
25	Glory Johnson	JR	F	6-3	Knoxville, TN	12.0	9.7	.534	.586
33	*Alyssia Brewer	JR	F	6-3	Sapulpa, OK	2.9	2.6	.411	.458
40	*Shekinna Stricklen	JR	G/F	6-2	Morrilton, AR	12.8	7.3	.489	.757
52	*Kelley Cain	RS-JR	C	6-6	Atlanta, GA	7.0	5.4	.594	.474

2011-12 » 27-9 » SEC TOURNAMENT CHAMPIONS/ 2ND NCAA DES MOINES REGIONAL

Starting poll position: 3rd (10-31-11)
Highest 2011-12 ranking: 3rd (3 weeks)
Lowest 2011-12 ranking: 13th (2-13 & 2-27-12)
Final 2011-12 poll position: 9th (3-5-12)
Actual NCAA finish: Lost in Des Moines Regional Final

No.	Name	Year	Pos.	Ht.	Hometown	PPG	RPG	FG-Pct.	FT-Pct.
1	*Briana Bass	SR	G	5-2	Indianapolis, IN	2.0	0.6	.316	.857
4	Kamiko Williams	JR	G	5-11	Clarksville, TN	2.8	1.8	.413	.909
5	Ariel Massengale	FR	PG	5-6	Bolingbrook, IL	7.4	2.3	.387	.776
10	Meighan Simmons	SO	G	5-9	Cibolo, TX	11.1	2.3	.375	.735
11	Cierra Burdick	FR	F	6-2	Charlotte, NC	4.6	2.8	.463	.761
13	Taber Spani	JR	G	6-1	Lee's Summit, MO	6.6	2.6	.372	.767
15	*Alicia Manning	SR	F	6-1	Woodstock, GA	3.9	3.9	.414	.680
20	Isabelle Harrison	FR	F/C	6-3	Nashville, TN	3.3	2.7	.367	.621
21	*Vicki Baugh	RS-SR	F/C	6-4	Sacramento, CA	7.5	6.7	.577	.708
25	*Glory Johnson	SR	F	6-3	Knoxville, TN	14.2	9.9	.538	.636
40	*Shekinna Stricklen	SR	G/F	6-2	Morrilton, AR	15.4	6.6	.434	.737

ALL-TIME LADY VOL TEAMS (CONTINUED)

2012-13 » 27-8 » SEC CHAMPIONS/2ND NCAA OKLAHOMA CITY REGIONAL

Starting poll position: 20th (11-5-12)
Highest 2012-13 ranking: 8th (2-25-13)
Lowest 2012-13 ranking: 24th (11-12-12)
Final 2012-13 poll position: 10th (3-18-13)
Actual NCAA finish: Lost in Oklahoma City Regional Final

No.	Name	Year	Pos.	Ht.	Hometown	PPG	RPG	FG-Pct.	FT-Pct.
1	Jasmine Phillips	SO	G	5-10	Hartsville, SC	1.9	0.9	.429	.833
2	Jasmine Jones	FR	F	6-2	Madison, AL	4.7	3.9	.445	.596
4	*Kamiko Williams	SR	G	5-11	Clarksville, TN	7.4	4.2	.505	.700
5	*Ariel Massengale	SO	PG	5-6	Bolingbrook, IL	7.9	2.6	.371	.778
10	*Meighan Simmons	JR	G	5-9	Cibolo, TX	16.8	3.6	.412	.851
11	Cierra Burdick	SO	F	6-2	Charlotte, NC	8.4	6.6	.453	.766
12	*Bashaara Graves	FR	F/C	6-2	Clarksville, TN	13.2	8.0	.522	.701
13	*Taber Spani	SR	G/F	6-1	Lee's Summit, MO	11.1	4.5	.446	.855
14	Andraya Carter	FR	G	5-9	Flowery Branch, GA	5.3	1.6	.367	.900
20	Isabelle Harrison	SO	C	6-3	Nashville, TN	9.5	7.5	.485	.698
21	Nia Moore	FR	C	6-3	Chicago, IL	2.8	1.9	.413	.944

2013-14 » 29-6 » SEC TOURNAMENT CHAMPIONS/ 3RD NCAA LOUISVILLE REGIONAL

Starting poll position: 4th (11-4-13)
Highest 2013-14 ranking: 3rd (11-18-13)
Lowest 2013-14 ranking: 12th (1-13-14)
Final 2013-14 poll position: 3rd (3-17-14)
Actual NCAA finish: Lost in Louisville Regional Semifinal

No.	Name	Year	Pos.	Ht.	Hometown	PPG	RPG	FG-Pct.	FT-Pct.
0	Jordan Reynolds	FR	G	5-11	Portland, OR	3.8	1.9	.380	.783
1	Nia Moore	SO	C	6-3	Chicago, IL	2.3	2.1	.500	.769
2	Jasmine Jones	SO	F	6-2	Madison, AL	4.8	3.5	.358	.655
4	Jannah Tucker	FR	G	6-0	Baltimore, MD				
5	*Ariel Massengale	JR	PG	5-7	Bolingbrook, IL	12.5	3.2	.385	.838
10	*Meighan Simmons	SR	G	5-9	Cibolo, TX	16.5	2.7	.416	.832
11	*Cierra Burdick	JR	F	6-2	Charlotte, NC	8.7	7.3	.393	.759
12	*Bashaara Graves	SO	F	6-2	Clarksville, TN	9.3	6.8	.535	.689
14	Andraya Carter	R-FR	G	5-9	Flowery Branch, GA	6.9	2.7	.457	.692
20	*Isabelle Harrison	JR	C	6-3	Nashville, TN	13.6	9.3	.577	.669
21	Mercedes Russell	FR	C	6-6	Springfield, OR	6.3	5.0	.596	.514

2014-15 » 30-6 » SEC CHAMPIONS/2ND NCAA SPOKANE REGIONAL

Starting poll position: 4th (11-10-14)
Highest 2014-15 ranking: 4th (11-10-14)
Lowest 2014-15 ranking: 14th (12-1-14)
Final 2014-15 poll position: 6th (3-16-15)
Actual NCAA finish: Lost in Spokane Regional Final

No.	Name	Year	Pos.	Ht.	Hometown	PPG	RPG	FG-Pct.	FT-Pct.
0	*Jordan Reynolds	SO	G	5-11	Portland, OR	7.3	3.6	.375	.794
1	Nia Moore	JR	C	6-3	Chicago, IL	4.7	2.9	.564	.633
2	Jasmine Jones	JR	F	6-2	Madison, AL	9.4	4.6	.431	.625
4	Jannah Tucker	R-FR	G	6-0	Baltimore, MD	0.0	0.5	.000	.000
5	Ariel Massengale	SR	PG	5-7	Bolingbrook, IL	11.5	2.6	.377	.860
10	Diamond DeShields	SO	G	6-1	Norcross, GA				
11	*Cierra Burdick	SR	F	6-2	Charlotte, NC	11.0	7.6	.437	.825
12	*Bashaara Graves	JR	F	6-2	Clarksville, TN	10.6	7.0	.504	.740
13	Kortney Dunbar	FR	G/F	6-2	Edwardsville, IL	3.1	1.4	.442	.333
14	*Andraya Carter	R-SO	G	5-9	Flowery Branch, GA	7.7	3.1	.389	.679
20	*Isabelle Harrison	SR	C	6-3	Nashville, TN	12.2	8.6	.471	.644
21	Mercedes Russell	SO	C	6-6	Springfield, OR				
31	Jaime Nared	FR	G/F	6-2	Portland, OR	5.2	3.5	.377	.831
33	Alexa Middleton	FR	G	5-9	Murfreesboro, TN	3.8	1.5	.366	.714

ALL-TIME LADY VOL TEAMS (CONTINUED)

2015-16 » 22-14 » 2ND NCAA SIOUX FALLS REGIONAL

Starting poll position: 4th (11-2-15)
Highest 2015-16 ranking: 4th (3 weeks)
Lowest 2015-16 ranking: NR (3-29-16)
Final 2015-16 poll position: RV (3-14-16)
Actual NCAA finish: Lost in Sioux Falls Regional Final

No.	Name	Year	Pos.	Ht.	Hometown	PPG	RPG	FG-Pct.	FT-Pct.
0	*Jordan Reynolds	JR	G	5-11	Portland, OR	4.8	4.0	.342	.727
1	Nia Moore	SR	C	6-3	Chicago, IL	2.0	1.9	.389	.750
2	Jasmine Jones	R-JR	F	6-2	Madison, AL	5.0	4.5	.343	.857
10	Meme Jackson	FR	G/F	5-11	Murfreesboro, TN	1.0	0.6	.257	.500
11	*Diamond DeShields	R-SO	G	6-1	Norcross, GA	14.3	5.2	.391	.765
12	*Bashaara Graves	SR	F	6-2	Clarksville, TN	10.3	8.3	.538	.737
13	Kortney Dunbar	SO	F	6-2	Edwardsville, IL	3.5	1.4	.386	.333
14	Andraya Carter	R-JR	G	5-9	Flowery Branch, GA	4.8	2.3	.358	.800
20	Te'a Cooper	FR	G	5-8	Powder Springs, GA	8.6	1.9	.369	.722
21	*Mercedes Russell	R-SO	C	6-6	Springfield, OR	9.9	8.3	.548	.545
31	*Jaime Nared	SO	G/F	6-2	Portland, OR	8.3	4.8	.342	.741
33	Alexa Middleton	SO	G	5-9	Murfreesboro, TN	3.0	1.2	.381	.778

2016-17 » 20-12 » NCAA SECOND ROUND

Starting poll position: 13th (11-4-16)
Highest 2016-17 ranking: 13th (2 weeks)
Lowest 2016-17 ranking: NR (3 weeks)
Final 2016-17 poll position: RV (3-13-17)
Actual NCAA finish: Lost in Second Round

No.	Name	Year	Pos.	Ht.	Hometown	PPG	RPG	FG-Pct.	FT-Pct.
0	*Jordan Reynolds	SR	G	5-11	Portland, OR	7.0	5.2	.347	.750
4	Schaquilla Nunn	R-SR	F	6-3	Fayetteville, GA	4.8	4.5	.536	.640
5	Kamera Harris	FR	C	6-3	Hampton, GA	1.1	1.3	.429	.500
10	Meme Jackson	SO	G/F	5-11	Murfreesboro, TN	4.7	1.8	.345	.429
11	*Diamond DeShields	R-JR	G	6-1	Norcross, GA	17.4	6.4	.423	.791
13	Kortney Dunbar	JR	F	6-2	Edwardsville, IL	2.0	2.1	.290	.500
15	Cheridene Green	JR	F	6-3	London, ENG				
20	Te'a Cooper	R-FR	G	5-8	Powder Springs, GA				
21	*Mercedes Russell	R-JR	C	6-6	Springfield, OR	16.1	9.7	.562	.671
31	*Jaime Nared	JR	G/F	6-2	Portland, OR	15.6	6.9	.423	.876
33	*Alexa Middleton	JR	G	5-9	Murfreesboro, TN	7.9	2.3	.395	.767

2017-18 » 25-8 » NCAA SECOND ROUND

Starting poll position: 14th (10-22-17)
Highest 2017-18 ranking: 6th (2 weeks)
Lowest 2017-18 ranking: 15th (2-19-18)
Final 2017-18 poll position: 12th (3-12-18)
Actual NCAA finish: Lost in Second Round

No.	Name	Year	Pos.	Ht.	Hometown	PPG	RPG	FG-Pct.	FT-Pct.
0	*Rennia Davis	FR	G/F	6-2	Jacksonville, FL	12.0	7.6	.483	.740
1	Anastasia Hayes	FR	G	5-7	Murfreesboro, TN	9.3	2.5	.420	.715
2	*Evina Westbrook	FR	G	6-0	Salem, OR	8.4	2.8	.390	.513
5	Kamera Harris	SO	C	6-3	Hampton, GA	0.6	1.0	.250	.000
10	*Meme Jackson	JR	G/F	5-11	Murfreesboro, TN	8.2	4.0	.381	.698
11	Kasiyahna Kushkituah	FR	C	6-4	Atlanta, GA	1.8	1.4	.650	.200
13	Kortney Dunbar	SR	F	6-2	Edwardsville, IL	2.9	1.3	.419	.625
15	Cheridene Green	R-JR	F	6-3	London, ENG	4.1	3.7	.549	.660
21	*Mercedes Russell	R-SR	C	6-6	Springfield, OR	15.3	9.2	.583	.682
31	*Jaime Nared	SR	G/F	6-2	Portland, OR	16.7	7.4	.391	.820

ALL-TIME LADY VOL TEAMS (CONTINUED)

2018-19 » 19-13 » NCAA FIRST ROUND

Starting poll position: 11th (10-31-18)
Highest 2018-19 ranking: 9th (3 weeks)
Lowest 2018-19 ranking: NR (8 weeks)
Final 2018-19 poll position: NR (8 weeks)
Actual NCAA finish: Lost in First Round

No.	Name	Year	Pos.	Ht.	Hometown	PPG	RPG	FG-Pct.	FT-Pct.
0	*Rennia Davis	SO	G/F	6-2	Jacksonville, FL	14.9	7.7	.456	.856
2	*Evina Westbrook	SO	G	6-0	Salem, OR	14.9	3.6	.419	.721
4	Mimi Collins	FR	F	6-3	Waldorf, MD	5.5	3.4	.508	.684
5	Kamera Harris	JR	C	6-3	Hampton, GA	0.6	1.0	.267	.375
10	*Meme Jackson	SR	G/F	5-11	Murfreesboro, TN	10.8	2.9	.406	.829
11	Kasiyahna Kushkituah	SO	C	6-4	Atlanta, GA	4.8	3.5	.519	.438
12	Rae Burrell	FR	G/F	6-1	Las Vegas, NV	3.6	2.8	.317	.568
13	Jazmine Massengill	FR	G	6-0	Chattanooga, TN	3.4	3.4	.333	.533
14	*Zaay Green	FR	G	6-0	Duncanville, TX	9.6	4.0	.393	.692
15	*Cheridene Green	R-SR	F	6-3	London, ENG	9.0	7.6	.548	.659
21	Lou Brown	R-SR	F	6-3	Melbourne, AUST				

** - Designates Starter*

The Lady Vols claimed the Junkanoo Division title at the 2019 Resorts World Junkanoo Jam in Bimini, Bahamas. Tennessee defeated Clemson and UAB to win its second Junkanoo Jam championship in six years after claiming the 2013 crown in Freeport, Bahamas.

FIRST TENNESSEE
TENNESSEE
20:00
NATIONAL CHAMPIONS
1991
2008

FACILITIES

THOMPSON-BOLING ARENA

The Thompson-Boling Assembly Center and Arena is one of the largest on-campus arenas in the country and a very tough place for visitors to win. The Lady Vols own a 452-45 (.909) record at the facility through 32 years entering the 2019-20 season.

A mammoth structure located on the banks of the Tennessee River, it was named for B. Ray Thompson and retired UT President Edward J. Boling. The building is 448 feet long and 310 feet wide. It contains more than 411,000 square feet of floor space and more than 17 million cubic feet of space.

Following renovations in 2007, Thompson-Boling Arena has an official seating capacity of 21,678. As part of a $19 million renovation of the arena prior to the 2007-08 season, 32 luxury suites were added to the existing north balcony along with a loge area just below the suites that includes 166 side court seats. A $3 million center-hung scoreboard, new black seats and several concourse refurbishments also were part of the renovation. The distance from the playing floor to the roof is 120 feet, the equivalent of a 12-story building. The structure contains 142,000 square feet of roof area, which is approximately three and one-quarter acres.

The enormous facility houses the Tennessee women's and men's basketball offices. The UT Ticket Office is located on the Phillip Fulmer Way level on the west end of the building. A continuous-ring concourse encircles the building, permitting entrance to eight restrooms, six concession areas and 32 portals that lead to the arena. The playing floor level provides access to the media room and storage areas as well as the very impressive Larry Pratt Basketball Locker Room Complex and the visitor dressing rooms, constructed from 2017 to 2018.

Since the building opened on Dec. 3, 1987 (the Lady Vols beat Stetson, 102-59), UT women's basketball has enjoyed a number of lengthy home winning streaks. On Dec. 28, 2003, Texas snapped a 24-game run that dated back to the 2001-02 season. A previous streak of 26 consecutive wins in the home confines ended on Jan. 5, 2002, with an 86-72 loss to Connecticut. The Lady Vols broke the NCAA homecourt winning streak record with 69 consecutive victories before Connecticut spoiled the streak with a 59-53 win in game number 70 on Jan. 6, 1996. Tennessee claimed 64 straight home SEC victories before third-ranked LSU snapped the streak with a 72-69 victory – its first ever in Knoxville – on Feb. 9, 2006. The Lady Vols took a 36-game home winning streak into the 2011-12 season before Baylor snapped it at 38 on Nov. 27. 2011.

UT won all 18 contests in Knoxville in 2014-15, setting a school and arena record for most home wins in a season and best record in a season. Coupled with winning its last four home games of the 2013-14 season and the first five in 2015-16, UT strung together 27-consecutive victories before falling to Texas on Nov. 29, 2015.

In 1998-99, the Lady Vols played before the largest average home crowd in the history of women's collegiate basketball, as 16,565 spectators per game clicked through

YEARLY RECORDS AT THOMPSON-BOLING ARENA (32 YRS.)

YEAR	WINS	LOSSES	PCT	ARENA	AVG. ATT.
1987-88	12	2	.857	Thompson-Boling	6,998
1988-89	15	0	1.000	Thompson-Boling	5,063
1989-90	14	1	.933	Thompson-Boling	5,682
1990-91	15	1	.938	Thompson-Boling	4,738
1991-92	14	0	1.000	Thompson-Boling	6,639*
1992-93	13	0	1.000	Thompson-Boling	6,002
1993-94	15	0	1.000	Thompson-Boling	6,542
1994-95	15	0	1.000	Thompson-Boling	8,032*
1995-96	14	1	.933	Thompson-Boling	8,042
1996-97	14	2	.875	Thompson-Boling	10,500*
1997-98	16	0	1.000	Thompson-Boling	14,969*
1998-99	14	0	1.000	Thompson-Boling	16,565*
1999-00	13	2	.867	Thompson-Boling	15,341*
2000-01	15	0	1.000	Thompson-Boling	15,510*
2001-02	12	2	.857	Thompson-Boling	14,295*
2002-03	16	0	1.000	Thompson-Boling	12,585
2003-04	12	2	.857	Thompson-Boling	14,403*
2004-05	14	1	.933	Thompson-Boling	13,449*
2005-06	12	2	.857	Thompson-Boling	15,356*
2006-07	15	1	.938	Thompson-Boling	14,678*
2007-08	14	1	.933	Thompson-Boling	15,796*
2008-09	13	2	.867	Thompson-Boling	13,999*
2009-10	17	0	1.000	Thompson-Boling	12,896*
2010-11	17	0	1.000	Thompson-Boling	12,069*
2011-12	12	3	.800	Thompson-Boling	14,414*
2012-13	16	2	.889	Thompson-Boling	11,390*
2013-14	15	3	.833	Thompson-Boling	11,038*
2014-15	18	0	1.000	Thompson-Boling	10,375
2015-16	13	4	.765	Thompson-Boling	10,412
2016-17	13	3	.813	Thompson-Boling	9,184
2017-18	14	3	.824	Thompson-Boling	8,788
2018-19	10	7	.588	Thompson-Boling	8,028
TOTALS	452	45	.909	* Led NCAA in home attendance	

the turnstiles. In all, 231,915 fans viewed home games in Knoxville. During the 1997-98 season, Tennessee set several collegiate attendance records. On Jan. 3, 1998, the Lady Vols entertained a new women's collegiate record 24,597 fans for the game with Connecticut. A month later, the first advance sell-out in UT women's basketball history occurred when the Lady Vols were set to meet Old Dominion in Knoxville. For the record, 24,373 fans attended the UT-ODU game.

The all-time attendance mark was reset during the 2001-02 season when 24,611 fans visited the arena for a #1/#2 clash between UT and Connecticut. It was again reset on Jan. 7, 2006, when the Huskies came to Knoxville in front of 24,653 spectators. The women's basketball attendance mark was established at the 2002 NCAA Final Four when 29,619 people filled the Alamodome in San Antonio, Texas, for the championship game.

The Lady Vols started the record-breaking trend in women's collegiate basketball attendance in 1987. That season, the Lady Vols broke the (then) world record for single game attendance at a women's basketball game with 24,563 at the Tennessee versus Texas game on Dec. 9, 1987. Three years later, UT established new NCAA Women's Final Four attendance marks on March 30 and April 1, 1990, with a total paid attendance of 39,490 for the three-game event. The turnstile count of 34,196 (17,601 semis/16,595 finals) also broke all other attendance marks.

In 2013-14, UT led the NCAA in attendance for the 11th-straight season and the 17th time in the last 18 years. UT was second from 2014-17, fourth in 2017-18 and seventh in 2018-19.

TOP 25 HOME CROWDS

	CROWD	OPPONENT	RESULT	DATE
1.	24,653	Connecticut	89-80 W	1/7/06
2.	24,611	Connecticut	72-86 L	1/05/02
3.	24,597	Connecticut	84-69 W	1/03/98
4.	24,563	Texas	78-97 L	12/09/87
5.	24,373	Old Dominion	85-61 W	2/07/98
6.	24,251	Vanderbilt	73-53 W	2/25/07
7.	24,051	Kentucky	98-60 W	1/17/99
8.	24,046	Connecticut	92-88 W	2/01/01
9.	23,385	Connecticut	67-74 L	1/08/00
10.	22,694	Louisiana State	90-58 W	2/22/98
11.	22,635	Georgia	102-69 W	1/14/99
12.	22,515	Connecticut	67-81 L	2/5/04
13.	21,968	Vanderbilt	70-66 W	2/22/01
14.	21,592	Vanderbilt	64-59 W	2/17/97
15.	21,118	Duke	70-74 L	1/22/07
16.	21,077	Mississippi State	94-53 W	2/06/99
17.	20,956	Vanderbilt	75-68 W	2/16/02
18.	20,790	Florida	93-95 L (OT)	2/26/06
19.	20,573	Kentucky	89-64 W	2/24/02
20.	20,249	Mississippi State	72-46 W	2/28/08
21.	20,090	Louisiana State	85-62 W	2/29/04
22.	20,068	Vanderbilt	89-53 W	2/18/99
23.	19,722	UCLA	100-77 W	12/21/98
24.	19,666	Vanderbilt	79-63 W	1/20/08
25.	19,576	Louisiana State	69-72 L	2/9/06

(All records set at Thompson-Boling Arena)

THOMPSON-BOLING ARENA RECORDS

TENNESSEE

Individual

FG made ..... 16 by Sheila Frost vs. Vanderbilt 1-17-88
FG attempted ..... 23 (3x) most recently by Meighan Simmons vs. Auburn 2-21-13
FG percentage ..... 1.000 (8-8) by Bashaara Graves vs. Penn State 11-18-15
3FG made ..... 8 (2x) most recently by Ariel Massengale vs. Vanderbilt 3-1-15
3FG attempted ..... 16 by Angie Bjorklund vs. Arkansas 1-24-08
3FG percentage ..... 1.000 (6-6) by Kara Lawson vs. Vanderbilt 2-27-03
FT made ..... 17 by Candace Parker vs. Middle Tennessee 12-13-07
FT attempted ..... 21 by Candace Parker vs. Middle Tennessee 12-13-07
FT percentage ..... 1.000 (10-10) (twice) most recently by Shanna Zolman vs. Connecticut 1-7-06
Points ..... 39 by Chamique Holdsclaw vs. Boston College 3-15-99
Off. rebounds ..... 14 by Bashaara Graves vs. Georgia Tech 11-17-13
Def. rebounds ..... 13 (2x) most recently by Cierra Burdick vs. Wichita State 12-16-14
Total rebounds ..... 22 by Daedra Charles vs. Southwest Missouri 3-16-91
Assists ..... 13 by Jordan Reynolds vs. Troy 12-21-16
Turnovers ..... 9 (2x) most recently by Evina Westbrook vs. Auburn 1-4-18
Blocks ..... 12 by Kelley Cain vs. LSU 2-22-10
Steals ..... 8 by Tamika Catchings vs. Memphis 2-16-99

Team

High		Low
54 vs. Troy 12-6-17	**FG MADE**	14 vs. Tennessee State 12-17-13
97 vs. Stetson 11-26-89	**FG ATTEMPTED**	45 (2x) most recently vs. LSU 1-22-15
.691 (38-55) vs. St. Joseph's 11-16-98	**FG PERCENTAGE**	.293 (24-82) (2x) most recently vs. Fla. 1-17-16
15 (2x), most recently vs. Lamar 12-1-10	**3-PT. FG MADE**	0 (35x) most recently vs. LSU 1-27-19
30 (2x), most recently vs. Fla. A&M 11-19-18	**3-PT. FG ATTEMPTED**	0 vs. 11 opponents
.857 (12-14) vs. Navy 11-13-16	**3-PT. FG PERCENTAGE**	.000 (35x) most recently vs. LSU 1-27-19
36 vs. Long Beach St. 12-3-88	**FT MADE**	4 (3x) most recently vs. Syracuse 11-20-15
53 vs. Long Beach St. 12-3-88	**FT ATTEMPTED**	7 (2x) most recently vs. Syracuse 11-20-15
1.000 (18-18) vs. Alabama 2-19-15	**FT PERCENTAGE**	.308 (4-13) vs. Georgia 2-28-16
133 vs. UT-Martin 11-19-99	**POINTS**	43 vs. Virginia Tech 12-6-15
39 vs. Colorado 12-20-93	**OFFENSIVE REBOUNDS**	5 vs. Missouri 2-19-17
54 vs. Troy 12-6-17	**DEFENSIVE REBOUNDS**	13 vs. Auburn 2-14-98
76 vs. Tenn. State 2-27-88	**TOTAL REBOUNDS**	22 vs. Vanderbilt 2-28-19
38 vs. Troy 12-6-17	**ASSISTS**	5 vs. Ole Miss 1-26-91
29 vs. Grambling 3-15-97	**TURNOVERS**	4 vs. Alabama State 12-3-17
15 vs. Kentucky 2-25-10	**BLOCKS**	0 (10x) most recently vs. Auburn 2-14-19
27 vs. Louisiana State 2-22-98	**STEALS**	0 (2x) most recently vs. LSU 2-2-17
63 (2x) most recently vs. C. Ark. 11-15-15	**1ST HALF POINTS**	21 (4x) most recently vs. So. Carolina 2-25-18
75 vs. UT-Martin 11-19-99	**2ND HALF POINTS**	18 vs. Virginia Tech 12-6-15

THOMPSON-BOLING ARENA RECORDS (CONTINUED)

OPPONENTS

Individual

FG made ..... 17 by Kim Williams, DePaul 1-28-97
FG attempted ..... 42 by Kim Williams, DePaul 1-28-97
FG percentage ..... 1.000 (10-10) Misty Lamb, Vanderbilt 2-22-90
3FG made ..... 9 by Molly Goodenbour, Stanford 12-21-92
3FG attempted ..... 19 by Alexa Hayward, Saint Francis Pa. 12-3-14
3FG percentage ..... 1.000 (5-5) by Shamani Stafford, Presbyterian 11-11-18
FT made ..... 15 by Chantelle Anderson, Vanderbilt 2-27-03
FT attempted ..... 17 by Chantelle Anderson, Vanderbilt 2-27-03
FT percentage ..... 1.000 (11-11) by Adrienne Shuler, Georgia 1-28-91
Points ..... 45 by Clarissa Davis, Texas 12-9-87
Off. rebounds ..... 12 by JoKeirra Sneed, Louisiana Tech, 11-26-07
Def. rebounds ..... 12 (twice) most recently by Peyton Whitted, Penn State 11-18-15
Total rebounds ..... 19 by Chiney Ogwumike, Stanford, 12-22-12
Assists ..... 14 by Tyasha Harris, South Carolina 2-24-19
Turnovers ..... 13 by Coco Miller, Georgia 1-28-98
Blocks ..... 7 (three times) most recently by Brittney Griner, Baylor 11-27-11
Steals ..... 8 by Tamicha Jackson, Louisiana Tech 11-14-99

Team

High		Low
37 by Baylor 12-4-16	**FG MADE**	10 by UT-Martin 12-5-06
99 by Troy 12-21-16	**FG ATTEMPTED**	37 by East Tenn. State 12-2-15
.609 (25-41) by NW 1-5-88	**FG PERCENTAGE**	.182 (12-66) by Florida Atl. 1-21-92
14 by Stanford 12-18-18	**3-PT. FG MADE**	0 by 26 opponents
38 by Troy 12-6-17	**3-PT. FG ATTEMPTED**	0 by four opponents
1.000 (2-2) by LSU 2-10-90	**3-PT. FG PERCENTAGE**	.000 by 26 opponents
31 by Oklahoma 11-10-02	**FT MADE**	0 by three opponents
45 by Oklahoma 11-10-02	**FT ATTEMPTED**	0 by Florida 2-14-10
1.000 (20-20) by LSU 2-13-88	**FT PERCENTAGE**	.000 by three opponents
97 by Texas 12-9-87	**POINTS**	26 by Florida Atl. 1-21-92
28 (2x), most recently by Alabama 1-6-11	**OFFENSIVE REBOUNDS**	2 by Villanova 3-31-03
36 by Stanford 12-18-18	**DEFENSIVE REBOUNDS**	9 by Kentucky 2-13-12
57 by North Carolina 12-2-07	**TOTAL REBOUNDS**	17 by Villanova 3-31-03
23 (2x), most recently by Notre Dame 1-24-19	**ASSISTS**	1 by Kentucky 1-12-91
46 by Memphis 2-16-99	**TURNOVERS**	3 by LSU 2-2-17
10 (2x) most rec. by Oral Roberts 3-23-13	**BLOCKS**	0 (64x) most rec. by Florida 1-31-19
20 by Florida 2-26-06	**STEALS**	1 (5x) most recently by Vanderbilt 2-28-19
52 by Vanderbilt 1-19-96	**1ST HALF POINTS**	8 by Stetson 11-24-89
56 by UCLA 12-16-90	**2ND HALF POINTS**	10 by Central Arkansas 11-30-17

YEAR-BY-YEAR ATTENDANCE

YEAR	HOME	AVG.	GMS	AWAY/NEUTRAL	AVG.	GMS	TOTAL	AVG.	GMS
1978-79	49,054	2,725	18	50,289	2,395	21	99,343	2,547	39
1979-80	39,008	2,601	15	46,591	2,026	23	85,599	2,253	38
1980-81	38,302	3,192	12	45,857	2,414	19	84,159	2,715	31
1981-82	42,840	3,060	14	40,144	2,230	18	82,984	2,593	32
1982-83	48,530	3,033	16	37,288	2,193	17	85,818	2,601	33
1983-84	40,046	2,356	17	31,673	1,980	16	71,719	2,173	33
1984-85	37,450	2,340	16	36,628	2,289	16	74,078	2,315	32
1985-86	39,282	2,805	14	29,621	1,481	20	68,903	2,026	34
1986-87	68,852	4,303	16	74,304	4,128	18	143,156	4,210	34
1987-88	97,972	6,998	14	51,835	2,592	20	144,807	4,406	34
1988-89	75,939	5,063	15	90,435	4,111	22	166,374	4,497	37
1989-90	85,234	5,682	15	45,228	2,513	18	130,462	3,953	33
1990-91	75,811	4,738	16	69,166	3,640	19	144,977	4,142	35
1991-92	92,942	6,639	14	60,258	3,545	17	153,200	4,942	31
1992-93	78,025	6,002	13	86,815	4,569	19	164,840	5,151	32
1993-94	98,137	6,542	15	85,412	4,745	18	183,549	5,562	33
1994-95	120,477	8,032	15	169,933	7,724	22	290,410	7,849	37
1995-96	120,624	8,042	15	142,933	6,806	21	263,557	7,321	36
1996-97	167,992	10,500	16	161,556	7,024	23	329,548	8,450	39
1997-98	239,511	14,969	16	147,202	6,401	23	386,713	9,916	39
1998-99	231,915	16,565	14	181,665	9,083	20	413,580	12,164	34
1999-00	230,116	15,341	15	187,156	8,507	26	417,272	11,278	37
2000-01	232,646	15,510	15	152,223	8,012	19	384,869	11,320	34
2001-02	200,132	14,295	14	170,586	8,529	20	370,718	10,903	34
2002-03	201,353	12,585	16	204,107	9,278	22	405,460	10,670	38
2003-04	201,638	14,403	14	165,527	7,882	21	367,165	10,490	35
2004-05	201,734	13,449	15	169,196	8,459	20	370,930	10,598	35
2005-06	214,980	15,356	14	150,743	6,851	22	365,723	10,158	36
2006-07	234,845	14,678	16	191,346	7,734	21	426,191	11,518	37
2007-08	236,940	15,796	15	208,985	9,086	23	445,925	11,735	38
2008-09	209,991	13,999	15	121,793	6,776	18	331,784	10,054	33
2009-10	219,233	12,896	17	111,101	6,311	18	330,334	9,438	35
2010-11	213,128	12,537	17	138,349	6,197	20	351,477	9,499	37
2011-12	216,206	14,414	15	139,292	6,633	21	355,498	9,875	36
2012-13	205,027	11,390	18	96,992	5,705	17	302,019	8,629	35
2013-14	198,692	11,038	18	91,026	5,354	17	289,718	8,278	35
2014-15	186,754	10,375	18	96,901	5,383	18	283,655	7,879	36
2015-16	177,004	10,412	17	87,981	4,631	19	264,985	7,361	36
2016-17	146,948	9,184	16	75,384	4,712	16	222,332	6,948	32
2017-18	149,232	8,778	17	81,271	5,079	16	230,503	6,985	33
2018-19	136,471	8,028	17	59,011	3,934	15	195,482	6,109	32

LARGEST CROWDS (122 GAMES WITH 15,000+ SPECTATORS)

Crowd	Opponent	Site	Result	Date
29,619	Connecticut	San Antonio, Texas	56-79 L	3/29/02
28,937	Michigan State	Indianapolis, Ind.	64-68 L	4/3/05
28,210	Connecticut	Atlanta, Ga.	68-73 L	4/08/03
28,210	Duke	Atlanta, Ga.	66-56 W	4/06/03
24,653	Connecticut	Knoxville	89-80 W	1/7/06
24,611	Connecticut	Knoxville	72-86 L	1/5/02
24,597	Connecticut	Knoxville	84-69 W	1/3/98
24,563	Texas	Knoxville	78-97 L	12/9/87
24,373	Old Dominion	Knoxville	85-61 W	2/7/98
24,251	Vanderbilt	Knoxville	73-53 W	2/25/07
24,051	Kentucky	Knoxville	98-60 W	1/17/99
24,046	Connecticut	Knoxville	92-88 W	2/1/01
23,385	Connecticut	Knoxville	67-74 L	1/8/00
23,291	Georgia	Charlotte, N.C.	83-65 W	3/31/96
23,291	Connecticut	Charlotte, N.C.	88-83 W (OT)	3/29/96
22,694	Louisiana State	Knoxville	90-58 W	2/22/98
22,635	Georgia	Knoxville	102-69 W	1/14/99
22,515	Connecticut	Knoxville	67-81 L	2/5/04
21,968	Vanderbilt	Knoxville	70-66 W	2/22/01
21,655	Stanford	Tampa, Fla.	64-48 W	4/8/08
21,655	Louisiana State	Tampa, Fla.	47-46 W	4/6/08
21,592	Vanderbilt	Knoxville	64-59 W	2/17/97
21,118	Duke	Knoxville	70-74 L	1/22/07
21,077	Mississippi State	Knoxville	94-53 W	2/6/99
20,956	Vanderbilt	Knoxville	75-68 W	2/16/02
20,790	Florida	Knoxville	93-95 L (OT)	2/26/06
20,704	Rutgers	Cleveland, Ohio	59-46 W	4/3/07
20,704	North Carolina	Cleveland, Ohio	56-50 W	4/1/07
20,573	Kentucky	Knoxville	89-64 W	2/24/02
20,249	Mississippi State	Knoxville	72-46 W	2/24/08
20,090	Louisiana State	Knoxville	85-62 W	2/29/04
20,068	Vanderbilt	Knoxville	89-53 W	2/18/99
20,060	Rutgers	Philadelphia, Pa.	64-54 W	3/31/00
20,060	Connecticut	Philadelphia, Pa.	52-71 L	4/2/00
19,722	UCLA	Knoxville	100-77 W	12/21/98
19,666	Vanderbilt	Knoxville	79-63 W	1/20/08
19,576	Louisiana State	Knoxville	69-72 L	2/9/06
19,339	Alabama	Knoxville	65-47 W	2/6/00
19,259	Kentucky	Knoxville	79-51 W	2/3/08
19,208	Vanderbilt	Knoxville	86-54 W	1/25/98
19,143	Kentucky	Knoxville	83-39 W	1/27/01
19,092	Notre Dame	Knoxville	78-54 W	12/30/06
18,952	Kentucky	Knoxville	84-62 W	2/11/07
18,643	Vanderbilt	Knoxville	72-63 W	2/13/05
18,633	Arkansas	Knoxville	72-54 W	1/13/05
18,563	Florida	Knoxville	75-59 W	2/26/12
18,453	South Carolina	Knoxville	72-58 W	2/8/04
18,410	Arkansas	Knoxville	93-65 W	2/7/02
18,279	Mississippi	Knoxville	96-58 W	2/4/99
18,211	Connecticut	New Orleans, La.	61-70 L	4/6/04
18,211	Louisiana State	New Orleans, La.	52-50 W	2/4/04
18,180	Auburn	Knoxville	76-61 W	2/27/00
18,038	Connecticut	Minneapolis, Minn.	64-70 L	4/2/95
18,038	Georgia	Minneapolis, Minn.	73-51 W	4/1/95
18,036	Louisiana State	Knoxville	80-48 W	2/20/00
17,976	Louisiana Tech	Kansas City, Mo.	93-75 W	3/29/98
17,976	Arkansas	Kansas City, Mo.	86-58 W	3/27/98
17,879	Vanderbilt	Knoxville	87-64 W	1/51/12
17,798	Texas	Knoxville	106-76 W	12/30/99
17,690	Rutgers	Knoxville	59-58 W	2/11/08
17,667	Stanford	Knoxville	98-62 W	12/19/98
17,152	Vanderbilt	Knoxville	70-67 W	2/12/06
17,077	South Carolina	Knoxville	99-45 W	1/11/01
16,990	Duke	Knoxville	54-62 L	2/16/09
16,897	Arkansas	Knoxville	79-69 W	1/10/00
16,845	North Carolina	Knoxville	83-79 W	12/2/07
16,836	Mississippi State	Knoxville	66-59 W	1/15/01
16,799	Alabama	Knoxville	89-54 W	1/29/06
16,782	Arizona State	Phoenix, Ariz.	67-63 W	12/27/00
16,737	Mississippi	Knoxville	119-52 W	2/8/01
16,714	Old Dominion	Cincinnati, Ohio	68-59 W	3/30/97
16,714	Notre Dame	Cincinnati, Ohio	80-66 W	3/28/97
16,645	Vanderbilt	Knoxville	64-57 W	1/17/10
16,629	Florida	Knoxville	79-40 W	2/9/03
16,623	Baylor	Knoxville	67-76 L	11/27/11
16,532	Florida	Knoxville	92-61 W	2/28/08
16,490	Louisiana Tech	Knoxville	75-61 W	11/21/97
16,471	Kentucky	Knoxville	67-49 W	1/23/05
16,464	Stetson	Knoxville	102-59 W	12/3/87
16,451	Florida	Knoxville	83-44 W	2/14/10
16,413	South Carolina	Knoxville	68-56 W	1/18/09
16,361	Auburn	Knoxville	82-61 W	2/5/12
16,342	Vanderbilt	Knoxville	91-71 W	2/27/03
16,333	Florida	Knoxville	97-78 W	2/13/00
16,294	Connecticut	Hartford, Conn.	70-64 W	1/6/07
16,294	Connecticut	Hartford, Conn.	68-67 W	1/8/05
16,294	Connecticut	Hartford, Conn.	62-63 L (OT)	1/4/03
16,294	Connecticut	Hartford, Conn.	76-81 L	12/30/00
16,294	Connecticut	Hartford, Conn.	57-72 L	1/5/97
16,179	Memphis	Knoxville	98-60 W	12/15/00
16,098	Mississippi	Knoxville	86-43 W	2/6/03
16,058	Georgia	Knoxville	73-43 W	2/5/09
16,013	Kentucky	Knoxville	72-58 W	2/15/15
15,978	Old Dominion	Knoxville	113-55 W	1/3/00
15,838	Mississippi State	Knoxville	82-68 W	2/22/09
15,737	Auburn	Knoxville	79-63 W	2/14/98
15,735	Rutgers	New York, N.Y.	68-54 W	1/3/99
15,699	Texas	Knoxville	92-67 W	11/18/07
15,686	Stanford	Knoxville	63-58 W	12/17/00
15,664	Kentucky	Knoxville	71-75 L	2/16/14
15,627	Memphis	Knoxville	113-39 W	2/16/99
15,615	Louisiana Tech	Austin, Texas	67-44 W	3/29/87
15,615	Long Beach State	Austin, Texas	74-64 W	3/27/87
15,588	Mississippi State	Knoxville	84-71 W	2/24/05
15,574	Louisiana State	Knoxville	62-78 L	2/14/08
15,556	Louisiana Tech	Knoxville	90-75 W	11/23/01
15,606	Tenn.-Martin	Knoxville	133-60 W	11/19/99
15,491	Stanford	Knoxville	77-60 W	11/24/06
15,438	Vanderbilt	Knoxville	78-52 W	2/4/00
15,409	Old Dominion	Knoxville	90-37 W	12/28/11
15,396	Texas	Knoxville	60-70 L	12/28/03
15,390	Arkansas	Knoxville	88-58 W	1/1/98
15,317	Vanderbilt	Nashville, Tenn.	73-68 W	1/30/93
15,312	Louisiana State	Knoxville	91-69 W	1/9/94
15,311	Vanderbilt	Nashville, Tenn.	66-60 W	2/7/99
15,233	LSU	Baton Rouge, La.	58-68 L	2/10/05
15,217	LSU	Baton Rouge, La.	68-65 W	2/23/03
15,187	Vanderbilt	Nashville, Tenn.	79-71 W	2/25/96
15,159	Vanderbilt	Knoxville	79-57 W	2/13/94
15,132	Florida	Knoxville	99-60 W	1/10/98
15,021	South Carolina	Knoxville	60-64 L	2/2/12
15,010	South Carolina	Knoxville	97-78 W	1/23/03

WON-LOST RECORD IN GAMES WITH ATTENDANCE OF 10,000

Site	Won	Lost	Pct.
Home	357	28	.927
Away	47	17	.734
Neutral	31	13	.705
Overall	**435**	**58**	**.882**

- During the last 41 years, more than 10 million people have watched the Tennessee Lady Volunteers play basketball. UT crossed the 10 million mark during the 2017-18 season with 9.016 attending a home game vs. Ole Miss.
- It breaks down into 5,901,013 spectators at home viewing the team and 4,383,803 folks watching the team on the road or at a neutral site for a total of 10,284,816.
- Tennessee originally set the world record for most spectators at a women's basketball game with 24,563 in attendance at the Tennessee vs. Texas game on Dec. 9, 1987. UT continues to hold the mark for most fans to attend a women's basketball game at an on-campus facility, with 24,653 against Connecticut on Jan. 7, 2006.

TOP 25 AWAY CROWDS

	CROWD	OPPONENT	SITE	RESULT	DATE
1.	22,124	Louisville	Louisville, Ky.	63-50 W	11/12/10
2.	16,294	Connecticut	Hartford, Conn.	70-64 W	1/6/07
	16,294	Connecticut	Hartford, Conn.	68-67 W	1/08/05
	16,294	Connecticut	Hartford, Conn.	62-63 L OT	1/04/03
	16,294	Connecticut	Hartford, Conn.	57-72 L	1/05/97
	16,294	Connecticut	Hartford, Conn.	76-81 L	12/30/00
7.	15,317	Vanderbilt	Nashville, Tenn.	73-68 W	1/30/93
8.	15,311	Vanderbilt	Nashville, Tenn.	66-60 W	2/07/99
9.	15,233	LSU	Baton Rouge, La.	58-68 L	2/10/05
10.	15,217	LSU	Baton Rouge, La.	68-65 W	2/23/03
11.	15,187	Vanderbilt	Nashville, Tenn.	79-71 W	2/25/96
12.	14,848	Vanderbilt	Nashville, Tenn.	91-60 W	2/16/98
13.	14,763	South Carolina	Columbia, S.C.	86-70 W	1/14/18
14.	14,390	South Carolina	Columbia, S.C.	66-71 L	2/23/15
15.	14,316	Vanderbilt	Nashville, Tenn.	81-68 W	2/17/08
16.	14,168	Vanderbilt	Nashville, Tenn.	59-76 L	2/02/02
17.	14,014	Arkansas	Fayetteville, Ark.	92-79 W	1/30/03
18.	13,690	South Carolina	Columbia, S.C.	76-74 W	1/30/17
19.	13,689	Kentucky	Lexington, Ky.	63-66 L	1/26/06
20.	13,227	Vanderbilt	Nashville, Tenn.	72-70 W	12/31/94
21.	13,127	Vanderbilt	Nashville, Tenn.	80-68 W	1/19/06
22.	12,645	Vanderbilt	Nashville, Tenn.	84-82 W	1/31/94
23.	12,552	Oklahoma	Oklahoma City, Okla.	70-80 L	2/2/09
24.	12,417	Vanderbilt	Nashville, Tenn.	92-79 WOT	1/19/97
25.	12,343	Iowa	Iowa City, Iowa	56-72 L	3/27/93

TOP 25 NEUTRAL SITE CROWDS

	CROWD	OPPONENT	SITE	RESULT	DATE
1.	29,619	Connecticut	San Antonio, Texas	56-79 L	3/29/02
2.	28,937	Michigan State	Indianapolis, Ind.	64-68 L	4/03/05
3.	28,210	Connecticut	Atlanta, Ga.	68-73 L	4/08/03
	28,210	Duke	Atlanta, Ga.	66-56 W	4/06/03
5.	23,291	Georgia	Charlotte, N.C.	83-65 W	3/31/96
	23,291	Connecticut	Charlotte, N.C.	88-83 W (OT)	3/29/96
7.	21,655	Stanford	Tampa, Fla.	64-48 W	4/8/08
	21,655	Louisiana State	Tampa, Fla.	47-46 W	4/6/08
9.	20,704	Rutgers	Cleveland, Ohio	59-46 W	4/3/07
	20,704	North Carolina	Cleveland, Ohio	56-50 W	4/1/07
11.	20,060	Connecticut	Philadelphia, Pa.	52-71 L	4/2/00
	20,060	Rutgers	Philadelphia, Pa.	64-54 W	3/31/00
13.	18,212	Connecticut	New Orleans, La.	61-70 L	4/6/04
	18,212	Louisiana State	New Orleans, La.	52-50 W	4/4/04
15.	18,038	Connecticut	Minneapolis, Minn.	64-70 L	4/02/95
	18,038	Georgia	Minneapolis, Minn.	73-51 W	4/01/95
17.	17,976	Louisiana Tech	Kansas City, Mo.	93-75 W	3/29/98
	17,976	Arkansas	Kansas City, Mo.	80-66 W	3/27/98
19.	16,782	Arizona State	Phoenix, Ariz.	67-63 W	12/27/00
20.	16,714	Old Dominion	Cincinnati, Ohio	68-59 W	3/30/97
	16,714	Notre Dame	Cincinnati, Ohio	80-66 W	3/28/97
22.	15,735	Rutgers	New York, N.Y.	68-54 W	1/03/99
23.	15,615	Louisiana Tech	Austin, Texas	67-44 W	3/29/87
	15,615	Long Beach State	Austin, Texas	74-64 W	3/27/87
25.	14,848	North Carolina	Nashville, Tenn.	76-70 W	3/23/98

STOKELY ATHLETICS CENTER

Stokely Athletics Center was home to the Lady Volunteer basketball team from 1976-87. The facility, which still housed UT Athletics offices long after its days of hosting games, was closed for good in December 2012 and demolished during the summer of 2014.

The Stokely Arena, which was encircled by a four-lane Tartan indoor track, seated 12,700, while the building housed the former men's and women's athletics department offices. The building was originally called the UT Armory Field House in 1958 and seated just more than 7,000 spectators. Through the generosity of the late William B. Stokely, Jr., further construction was completed and on Dec. 1, 1966, the facility was renamed to honor the Stokely family.

In 1986, Stokely took on a new look as a wood playing surface replaced the old tartan court. The Horner "Pro King" hardwood was painted with the traditional outline of the state of Tennessee in the center of the floor and the familiar end line markings. The court was special-made for the University by the same manufacturer who supplied the basketball court to the Forum for the 1984 Los Angeles Olympic Games.

Stokely Athletics Center was the site of some historic games for the Lady Vols. The first women's contest played in SAC pitted Tennessee versus Kentucky on Nov. 13, 1976. The Lady Vols not only trounced the Lady Kats, 107-53, but UT's Patricia Roberts tossed in a Field House record 51 points. That mark stands as the Lady Vol record to this day.

Along the way, Tennessee hosted the great gold medalist USSR Olympic Team in 1979, the USA All-Star team in 1979 and the first Southeastern Conference Championships in 1980.

The last Lady Vol game in Stokely, before moving to Thompson-Boling Arena, was a 77-61 win over Auburn in the finals of the NCAA Mideast Regionals on March 21, 1987. A week later, the Lady Vols returned to Stokely to celebrate UT's first NCAA basketball title with thousands of fans in attendance.

Although no formal attendance figures were kept prior to 1982, Tennessee most-assuredly was among the nation's elite in fan support.

ALUMNI GYM

Constructed in the 1930's, Alumni Gym was the first real home to the inaugural Lady Vol team in 1974, which was coached by Pat Summitt. The court in the tiny arena (seating 3,000) was the centerpiece of an encircling tri-balcony seating arrangement.

STOKELY & ALUMNI GYM RECORDS

YEAR	WINS	LOSSES	PCT.	SITE
1974-75	6	2	.750	Alumni
1975-76	7	4	.636	Alumni
1976-77	3	0	1.000	Alumni
	5	0	1.000	Stokely
1977-78	12	0	1.000	Stokely
1978-79	17	1	.944	Stokely
1979-80	14	1	.933	Stokely
1980-81	12	0	1.000	Stokely
1981-82	12	2	.857	Stokely
1982-83	12	4	.750	Stokely
1983-84	14	3	.823	Stokely
1984-85	13	3	.813	Stokely
1985-86	11	3	.786	Stokely
1986-87	15	1	.938	Stokely
TOTALS	**153**	**24**	**.864**	

* Lady Vols produced a record of 137-18 (.884) in Stokely Athletics Center

LARGEST STOKELY CROWDS

	OPPONENT	SCORE	ATTEND.
1-29-79	Louisiana State	W, 92-48	10,000
1-26-80	Old Dominion	L, 54-61	9,496
2-14-82	Old Dominion	W, 62-58	9,010
1-24-87	Georgia	W, 78-72	8,623
2-02-86	Florida	W, 82-60	8,003
3-21-87	Auburn	W, 77-61	7,533
12-06-82	Southern Cal	L, 71-81	7,231
3-01-87	UNC Charlotte	W, 91-44	7,067
2-08-86	Auburn	L, 60-66	6,428
3-15-87	Tennessee Tech	W, 95-59	5,998
3-21-81	Maryland	W, 79-67	5,995
1-05-79	UCLA	W, 88-74	5,950
11-20-82	Old Dominion	L, 72-78	5,442
3-19-87	Virginia	W, 66-58	5,420
1-03-81	UCLA	L, 62-65	5,300
3-10-79	Old Dominion	L, 72-74	5,100
12-05-78	Middle Tennessee	W, 87-63	5,000
2-17-79	Kentucky	W, 89-51	5,000
2-06-83	N.C. State	W, 91-78	4,929
1-11-87	Kentucky	W, 76-64	4,883

ALL-TIME YEAR-BY-YEAR HOME RECORDS

YEAR	WINS	LOSSES	PCT	ARENA	AVG. ATT.
1974-75	6	2	.750	Alumni Gym	n/a
1975-76	7	4	.636	Alumni Gym	n/a
1976-77	8	0	1.000	Alumni Gym	n/a
1977-78	12	0	1.000	Stokely Athletics Ctr	n/a
1978-79	17	1	.944	Stokely Athletics Ctr	2,725
1979-80	14	1	.933	Stokely Athletics Ctr	2,601
1980-81	12	0	1.000	Stokely Athletics Ctr	3,192
1981-82	12	2	.857	Stokely Athletics Ctr	3,060
1982-83	12	4	.750	Stokely Athletics Ctr	3,033
1983-84	14	3	.823	Stokely Athletics Ctr	2,356
1984-85	13	3	.813	Stokely Athletics Ctr	2,340
1985-86	11	3	.786	Stokely Athletics Ctr	2,805
1986-87	15	1	.938	Stokely Athletics Ctr	4,303
1987-88	12	2	.857	Thompson-Boling	6,998
1988-89	15	0	1.000	Thompson-Boling	5,063
1989-90	14	1	.933	Thompson-Boling	5,682
1990-91	15	1	.938	Thompson-Boling	4,738
1991-92	14	0	1.000	Thompson-Boling	6,639*
1992-93	13	0	1.000	Thompson-Boling	6,002
1993-94	15	0	1.000	Thompson-Boling	6,542
1994-95	15	0	1.000	Thompson-Boling	8,032*
1995-96	14	1	.933	Thompson-Boling	8,042
1996-97	14	2	.875	Thompson-Boling	10,500*
1997-98	16	0	1.000	Thompson-Boling	14,969*
1998-99	14	0	1.000	Thompson-Boling	16,565*
1999-00	13	2	.867	Thompson-Boling	15,341*
2000-01	15	0	1.000	Thompson-Boling	15,510*
2001-02	12	2	.857	Thompson-Boling	14,295*
2002-03	16	0	1.000	Thompson-Boling	12,585
2003-04	12	2	.857	Thompson-Boling	14,403*
2004-05	14	1	.933	Thompson-Boling	13,449*
2005-06	12	2	.857	Thompson-Boling	15,356*
2006-07	15	1	.938	Thompson-Boling	14,678*
2007-08	14	1	.933	Thompson-Boling	15,796*
2008-09	13	2	.867	Thompson-Boling	13,999*
2009-10	17	0	1.000	Thompson-Boling	12,896*
2010-11	17	0	1.000	Thompson-Boling	12,069*
2011-12	12	3	.800	Thompson-Boling	14,414*
2012-13	16	2	.889	Thompson-Boling	11,390*
2013-14	15	3	.833	Thompson-Boling	11,038*
2014-15	18	0	1.000	Thompson-Boling	10,375
2015-16	13	4	.765	Thompson-Boling	10,412
2016-17	13	3	.813	Thompson-Boling	9,184
2017-18	14	3	.824	Thompson-Boling	8,788
2018-19	10	7	.588	Thompson-Boling	8,028
TOTALS	**605**	**69**	**.898**	*** Led NCAA in home attendance**	

PRATT PAVILION

In October 2006, Tennessee Athletics had a groundbreaking ceremony to officially recognize construction on the Pratt Pavilion, the state-of-the-art basketball practice facility named in UT alumnus Larry F. Pratt's honor for his $5 million lead gift to the basketball programs. The Pratt Pavilion, which opened in the fall of 2007, houses two full-size gymnasiums, one each for the men's and women's basketball teams, as well as space for an athletic training room, weight room, film study room and a recruiting lounge.

Directly connected to Thompson-Boling Arena, Pratt Pavilion has convenient ground level parking. The 70,000-square-foot structure has four short courts within each of the two full-size courts. The facility is equipped with secured practice facilities, spacious locker rooms and recruiting rooms as well. Balconies at the south side of the building overlook the practice courts.

Pratt Pavilion had a total project cost of $16 million, funded entirely through private gifts. Lead donor Pratt's commitment in April 2006, coupled with leadership gifts from other campaign donors, including Jim Haslam, Brenda Lawson and Robbie Nutt, enabled UT to move forward with the project.

This was not Pratt's first donation. In the 1990s he honored his father Floyd by creating an endowed scholarship in his name as a member of the Nathan Dougherty Society. He also was recognized at the Tennessee vs. Georgia football game in 2003 for a $1 million donation to the STEP-UP Campaign. Pratt, an Athens, Tenn., native, currently resides in McLean, Va. He graduated from the University of Tennessee in 1972 from the UT College of Business and serves as president and CEO of First Savings Mortgage Corporation, the largest private mortgage banker in Washington D.C.

NCAA HISTORY

EIGHT NCAA TITLES

1987 • 1989 • 1991 • 1996 • 1997 • 1998 • 2007 • 2008

22 FINAL FOUR APPEARANCES (AIAW & NCAA)

1977

Minneapolis, Minnesota • Williams Arena

March 23	Michigan State	76-62
March 24	Kansas State	81-69
March 25	Delta State	58-62
March 26	Immaculata	91-71

AIAW Third Place

1979

Greensboro, North Carolina • Greensboro Coliseum

March 23	Louisiana Tech	84-102
March 25	UCLA	104-86

AIAW Third Place

1980

Mount Pleasant, Michigan • Rose Arena

March 21	South Carolina	75-72
March 23	Old Dominion	53-68

AIAW Runner-Up

1981

Eugene, Oregon • McArthur Court

March 27	Old Dominion	68-65
March 29	Louisiana Tech	59-79

AIAW Runner-Up

1982

Norfolk, Virginia • The Scope

March 26	Louisiana Tech	46-69

NCAA Third Place

1984

Los Angeles, California • Pauley Pavilion

March 30	Cheyney	82-73
April 1	Southern California	61-72

NCAA Runner-Up

1986

Lexington, Kentucky • Rupp Arena

March 28	Southern California	59-83

NCAA Third Place

1987

Austin, Texas • Frank Erwin Center

March 27	Long Beach State	74-64
March 29	Louisiana Tech	67-44

NCAA National Champions

1988

Tacoma, Washington • Tacoma Dome

April 1	Louisiana Tech	59-68

NCAA Third Place

1989

Tacoma, Washington • Tacoma Dome

March 31	Maryland	77-65
April 2	Auburn	76-60

NCAA National Champions

1991

New Orleans, Louisiana • Lakefront Arena

March 30	Stanford	68-60
March 31	Virginia	70-67 OT

NCAA National Champions

1995

Minneapolis, Minnesota • Target Center

April 1	Georgia	73-51
April 2	Connecticut	64-70

NCAA Runner-Up

1996

Charlotte, North Carolina • Charlotte Coliseum

March 29	Connecticut	88-83 OT
March 31	Georgia	83-65

NCAA National Champions

1997

Cincinnati, Ohio • Riverfront Coliseum

March 29	Notre Dame	80-66
March 30	Old Dominion	68-59

NCAA National Champions

1998

Kansas City, Missouri • Kemper Arena

March 27	Arkansas	86-58
March 29	Louisiana Tech	93-75

NCAA National Champions

2000

Philadelphia, Pennsylvania • First Union Center

March 31	Rutgers	64-54
April 2	Connecticut	52-71

NCAA Runner-Up

2002

San Antonio, Texas • Alamodome

March 29	Connecticut	56-79

NCAA Third Place

2003

Atlanta, Georgia • Georgia Dome

April 6	Duke	66-56
April 8	Connecticut	68-73

NCAA Runner-Up

2004

New Orleans, Louisiana • New Orleans Arena

April 4	LSU	52-50
April 6	Connecticut	61-70

NCAA Runner-Up

2005

Indianapolis, Indiana • RCA Dome

April 3	Michigan State	64-68

NCAA Third Place

2007

Cleveland, Ohio • Quicken Loans Arena

April 1	North Carolina	56-50
April 3	Rutgers	59-46

NCAA National Champions

2008

Tampa, Florida • St. Pete Times Forum

April 6	LSU	47-46
April 8	Stanford	64-48

NCAA National Champions

ALL-TIME WOMEN'S FINAL FOUR RESULTS

YEAR	AIAW FINAL FOUR TEAMS	CHAMPION	SCORE	RUNNER-UP	SITE
1972	Immaculata, West Chester, Indiana, Western Carolina	Immaculata	52-48	West Chester	West Chester, Pa.
1973	Immaculata, Queens, Southern Connecticut, Indiana	Immaculata	59-52	Queens	Flushing, N.Y.
1974	Immaculata, Mississippi College, So. Connecticut, William Penn	Immaculata	68-53	Mississippi College	Manhattan, Kan.
1975	Delta State, Immaculata, Cal State-Fullerton, So. Connecticut	Delta State	90-81	Immaculata	Harrisonburg, Va.
1976	Delta State, Immaculata, Wayland Baptist, William Penn	Delta State	69-64	Immaculata	University Park, Pa.
1977	Delta State, Louisiana St., **TENNESSEE**, Immaculata	Delta State	68-55	Louisiana State	Minneapolis, Minn.
1978	UCLA, Maryland, Montclair State, Wayland Baptist	UCLA	90-74	Maryland	Los Angeles, Calif.
1979	Old Dominion, Louisiana Tech, **TENNESSEE**, UCLA	Old Dominion	75-65	Louisiana Tech	Greensboro, N.C.
1980	Old Dominion, **TENNESSEE**, South Carolina, Southern California	Old Dominion	68-53	**TENNESSEE**	Mt. Pleasant, Mich.
1981	Louisiana Tech, **TENNESSEE**, Old Dominion, Southern California	Louisiana Tech	79-59	**TENNESSEE**	Eugene, Ore.
1982	Rutgers, Texas, Villanova, Wayland Baptist	Rutgers	83-77	Texas	Philadelphia, Pa.

YEAR	NCAA FINAL FOUR TEAMS	CHAMPION	SCORE	RUNNER-UP	SITE
1982	Louisiana Tech, Cheyney, **TENNESSEE**, Maryland	Louisiana Tech	76-62	Cheyney	Norfolk, Va.
1983	Southern California, Louisiana Tech, Georgia, Old Dominion	Southern California	69-67	Louisiana Tech	Norfolk, Va.
1984	Southern California, **TENNESSEE**, Cheyney, Louisiana Tech	Southern California	72-61	**TENNESSEE**	Los Angeles, Calif.
1985	Old Dominion, Georgia, Western Kentucky, Northeast Louisiana	Old Dominion	70-65	Georgia	Austin, Texas
1986	Texas, Southern California, **TENNESSEE**, Western Kentucky	Texas	97-81	Southern California	Lexington, Ky.
1987	**TENNESSEE**, Louisiana Tech, Long Beach State, Texas	**TENNESSEE**	67-44	Louisiana Tech	Austin, Texas
1988	Louisiana Tech, Auburn, **TENNESSEE**, Long Beach State	Louisiana Tech	56-54	Auburn	Tacoma, Wash.
1989	**TENNESSEE**, Auburn, Maryland, Louisiana Tech	**TENNESSEE**	76-60	Auburn	Tacoma, Wash.
1990	Stanford, Auburn, Virginia, Louisiana Tech	Stanford	88-81	Auburn	Knoxville, Tenn.
1991	**TENNESSEE**, Virginia, Stanford, Connecticut	**TENNESSEE**	*70-67	Virginia	New Orleans, La.
1992	Stanford, Western Kentucky, Southwest Missouri, Virginia	Stanford	78-62	Western Kentucky	Los Angeles, Calif.
1993	Texas Tech, Ohio State, Iowa, Vanderbilt	Texas Tech	84-82	Ohio State	Atlanta, Ga.
1994	North Carolina, Louisiana Tech, Alabama, Purdue	North Carolina	60-59	Louisiana Tech	Richmond, Va.
1995	Connecticut, **TENNESSEE**, Georgia, Stanford	Connecticut	70-64	**TENNESSEE**	Minneapolis, Minn.
1996	**TENNESSEE**, Georgia, Connecticut, Stanford	**TENNESSEE**	83-65	Georgia	Charlotte, N.C.
1997	**TENNESSEE**, Old Dominion, Notre Dame, Stanford	**TENNESSEE**	68-59	Old Dominion	Cincinnati, Ohio
1998	**TENNESSEE**, Louisiana Tech, Arkansas, North Carolina State	**TENNESSEE**	93-75	Louisiana Tech	Kansas City, Mo.
1999	Purdue, Duke, Georgia, Louisiana Tech	Purdue	62-45	Duke	San Jose, Calif.
2000	Connecticut, **TENNESSEE**, Penn State, Rutgers	Connecticut	72-51	**TENNESSEE**	Philadelphia, Pa.
2001	Notre Dame, Purdue, Connecticut, Southwest Missouri State	Notre Dame	68-66	Purdue	St. Louis, Mo.
2002	Connecticut, Oklahoma, Duke, **TENNESSEE**	Connecticut	82-70	Oklahoma	San Antonio, Texas
2003	Connecticut, **TENNESSEE**, Duke, Texas	Connecticut	73-68	**TENNESSEE**	Atlanta, Ga.
2004	Connecticut, **TENNESSEE**, LSU, Minnesota,	Connecticut	70-61	**TENNESSEE**	New Orleans, La.
2005	Baylor, Michigan State, LSU, **TENNESSEE**	Baylor	84-62	Michigan State	Indianapolis, Ind.
2006	Maryland, Duke, LSU, North Carolina	Maryland	*78-75	Duke	Boston, Mass.
2007	**TENNESSEE**, Rutgers, North Carolina, LSU	**TENNESSEE**	59-46	Rutgers	Cleveland, Ohio
2008	**TENNESSEE,** Stanford, LSU, Connecticut	**TENNESSEE**	64-48	Stanford	Tampa, Fla.
2009	Connecticut, Louisville, Oklahoma, Stanford	Connecticut	76-54	Louisville	St. Louis, Mo.
2010	Connecticut, Baylor, Oklahoma, Stanford	Connecticut	53-47	Stanford	San Antonio, Texas
2011	Texas A&M, Notre Dame, Stanford, Connecticut	Texas A&M	76-70	Notre Dame	Indianapolis, Ind.
2012	Baylor, Notre Dame, Stanford, Connecticut	Baylor	80-61	Notre Dame	Denver, Colo.
2013	Connecticut, Louisville, California, Notre Dame	Connecticut	93-60	Louisville	New Orleans, La.
2014	Connecticut, Notre Dame, Stanford, Maryland	Connecticut	79-58	Notre Dame	Nashville, Tenn.
2015	Connecticut, Notre Dame, South Carolina, Maryland	Connecticut	63-53	Notre Dame	Tampa, Fla.
2016	Connecticut, Syracuse, Oregon State, Washington	Connecticut	82-51	Syracuse	Indianapolis, Ind.
2017	South Carolina, Mississippi State, Stanford, Connecticut	South Carolina	67-55	Mississippi State	Dallas, Texas
2018	Notre Dame, Mississippi State, Louisville, Connecticut	Notre Dame	61-58	Mississippi State	Columbus, Ohio
2019	Baylor, Notre Dame, Connecticut, Oregon	Baylor	82-81	Notre Dame	Tampa, Fla.

**denotes overtime game*

The Lady Vols are the only school to play in all 38 NCAA Women's Basketball Tournaments, advancing to 18 NCAA Final Fours and winning eight NCAA National Championships. Those titles came in 1987, 1989, 1991, 1996, 1997, 1998, 2007 and 2008.

ALL-TIME NCAA TOURNAMENT SEEDING

ALL-TIME NCAA TOURNAMENT NO. 1 SEEDS

Year	East	Mideast	Midwest	West
1982*	Old Dominion	So. California	Louisiana Tech	Long Beach St.
1983	Cheyney	**TENNESSEE**	Louisiana Tech	So. California
1984*	Old Dominion	Georgia	Louisiana Tech	So. California
1985	Old Dominion	Texas	Louisiana Tech	Long Beach St.
1986*	Virginia	Georgia	Texas	So. California
1987**	Texas	Auburn	Louisiana Tech	Long Beach St.
1988*	**TENNESSEE**	Auburn	Texas	Iowa
1989**	**TENNESSEE**	Auburn	Louisiana Tech	Maryland
1990	**TENNESSEE**	Washington	Louisiana Tech	Stanford
1991**	Penn State	**TENNESSEE**	Virginia	Georgia
1992	Virginia	**TENNESSEE**	Iowa	Stanford
1993	Ohio State	**TENNESSEE**	Vanderbilt	Stanford
1994	Connecticut	**TENNESSEE**	Penn State	Purdue
1995*	Connecticut	**TENNESSEE**	Colorado	Vanderbilt
1996**	**TENNESSEE**	Connecticut	Louisiana Tech	Stanford
1997**	UNC	Old Dominion	Connecticut	Stanford
1998**	Old Dominion	**TENNESSEE**	Texas Tech	Stanford
1999	**TENNESSEE**	Connecticut	Purdue	Louisiana Tech
2000*	Connecticut	**TENNESSEE**	Louisiana Tech	Georgia
2001	Connecticut	**TENNESSEE**	Notre Dame	Duke
2002*	Duke	Connecticut	Vanderbilt	Oklahoma
2003*	Connecticut	**TENNESSEE**	Duke	LSU
2004*	Penn State	Duke	**TENNESSEE**	Texas
2005*	UNC	**TENNESSEE**	Michigan State	LSU
	Tempe	Philadelphia	Kansas City	Chattanooga
2006	Duke	North Carolina	LSU	Ohio State
	Bridgeport	Cleveland	San Antonio	Albuquerque
2007**	Duke	**TENNESSEE**	North Carolina	Connecticut
	Greensboro	Dayton	Dallas	Fresno
2008**	Connecticut	**TENNESSEE**	North Carolina	Stanford
	Greensboro	Oklahoma City	New Orleans	Spokane
2009	Connecticut	Duke	Maryland	Oklahoma
	Trenton	Berkeley	Raleigh	Oklahoma City
2010	Connecticut	**TENNESSEE**	Stanford	Nebraska
	Dayton	Memphis	Sacramento	Kansas City
2011	**TENNESSEE**	Connecticut	Stanford	Baylor
	Dayton	Philadelphia	Spokane	Dallas
2012	Notre Dame	Connecticut	Stanford	Baylor
	Raleigh	Kingston	Fresno	Des Moines
2013	Baylor	Stanford	Notre Dame	Connecticut
	Oklahoma City	Spokane	Norfolk	Bridgeport
2014	Connecticut	South Carolina	Notre Dame	**TENNESSEE**
	Lincoln	Stanford	Notre Dame	Louisville
2015	Connecticut	Notre Dame	South Carolina	Maryland
	Albany	Oklahoma City	Greensboro	Spokane
2016	Connecticut	Baylor	South Carolina	Notre Dame
	Bridgeport	Dallas	Sioux Falls	Lexington
2017	Connecticut	Mississippi State	South Carolina	Stanford
	Bridgeport	Oklahoma City	Stockton	Lexington
2018	Notre Dame	Mississippi State	UConn	Louisville
	Spokane	Kansas City	Albany	Lexington
2019	Baylor	Notre Dame	Oregon	Louisville
	Greensboro	Chicago	Portland	Albany

*(Key: *UT advanced to Final Four; **UT NCAA Champions)*

SEEDING THROUGH THE YEARS

Year	Seed	Region	Result
1982	#2	Mideast	Final Four (3rd)
1983	#1	Mideast	lost in regional final
1984	#3	Mideast	Final Four (2nd)
1985	#3	Mideast	lost in regional semis
1986	#4	Mideast	Final Four (3rd)
1987	#2	Mideast	NCAA Champions
1988	#1	East	Final Four (3rd)
1989	#1	East	NCAA Champions
1990	#1	East	lost in regional final (OT)
1991	#1	Mideast	NCAA Champions
1992	#1	Mideast	lost in regional semis
1993	#1	Mideast	lost in regional final
1994	#1	Mideast	lost in regional semis
1995	#1	Mideast	Final Four (2nd)
1996	#1	East	NCAA Champions
1997	#3	Midwest	NCAA Champions
1998	#1	Mideast	NCAA Champions
1999	#1	East	lost in regional final
2000	#1	Mideast	Final Four (2nd)
2001	#1	Mideast	lost in regional semis
2002	#2	Midwest	Final Four (3rd)
2003	#1	Mideast	Final Four (2nd)
2004	#1	Midwest	Final Four (2nd)
2005	#1	Philadelphia	Final Four (3rd)
2006	#2	Cleveland	lost in regional final
2007	#1	Dayton	NCAA Champions
2008	#1	Oklahoma City	NCAA Champions
2009	#5	Berkeley	lost in first round
2010	#1	Memphis	lost in regional semis
2011	#1	Dayton	lost in regional final
2012	#2	Des Moines	lost in regional final
2013	#2	Oklahoma City	lost in regional final
2014	#1	Louisville	lost in regional semis
2015	#2	Spokane	lost in regional final
2016	#7	Sioux Falls	lost in regional final
2017	#5	Oklahoma City	lost in second round
2018	#3	Lexington	lost in second round
2019	#11	Albany	lost in first round

TENNESSEE NCAA TOURNAMENT STATISTICS

1982 - 4 games	**FG-FGA**	**PCT**	**3FG-FGA**	**PCT**	**FT-FTA**	**PCT**	**REB-AVG**	**PF**	**PTS-AVG**	**AS**	**TO**	**BK**	**ST**
UT	105-220	.477			77-99	.778	147-36.8	81	287-71.8	53	82	10	40
OPP	109-253	.431			60-89	.674	157-39.3	88	278-69.5	30	81	15	38
1983 - 3 games	**FG-FGA**	**PCT**	**3FG-FGA**	**PCT**	**FT-FTA**	**PCT**	**REB-AVG**	**PF**	**PTS-AVG**	**AS**	**TO**	**BK**	**ST**
UT	91-188	.484			57-83	.687	153-51.0	75	239-79.7	41	62	7	27
OPP	79-203	.389			43-70	.614	101-33.7	74	201-67.0	24	60	8	28
1984 - 5 games	**FG-FGA**	**PCT**	**3FG-FGA**	**PCT**	**FT-FTA**	**PCT**	**REB-AVG**	**PF**	**PTS-AVG**	**AS**	**TO**	**BK**	**ST**
UT	138-299	.462			75-106	.708	220-44.0	91	351-70.2	73	85	5	38
OPP	126-316	.399			64-86	.744	167-33.4	97	316-63.2	35	79	20	31
1985 - 2 games	**FG-FGA**	**PCT**	**3FG-FGA**	**PCT**	**FT-FTA**	**PCT**	**REB-AVG**	**PF**	**PTS-AVG**	**AS**	**TO**	**BK**	**ST**
UT	47-115	.409			31-42	.738	86-43.0	48	125-62.5	18	39	7	12
OPP	45-103	.437			38-55	.509	70-35.0	36	118-59.0	20	43	6	21
1986 - 4 games	**FG-FGA**	**PCT**	**3FG-FGA**	**PCT**	**FT-FTA**	**PCT**	**REB-AVG**	**PF**	**PTS-AVG**	**AS**	**TO**	**BK**	**ST**
UT	121-274	.442			42-78	.538	170-42.5	80	284-71.0	69	59	6	23
OPP	118-254	.465			62-85	.729	156-39.0	77	298-74.5	49	63	18	27
1987 - 5 games	**FG-FGA**	**PCT**	**3FG-FGA**	**PCT**	**FT-FTA**	**PCT**	**REB-AVG**	**PF**	**PTS-AVG**	**AS**	**TO**	**BK**	**ST**
UT	146-305	.479			89-125	.712	229-45.8	104	379-75.8	90	83	13	42
OPP	112-300	.373			62-112	.554	176-35.2	111	286-57.2	48	92	20	32
1988 - 4 games	**FG-FGA**	**PCT**	**3FG-FGA**	**PCT**	**FT-FTA**	**PCT**	**REB-AVG**	**PF**	**PTS-AVG**	**AS**	**TO**	**BK**	**ST**
UT	122-241	.506	2-10	.200	63-79	.797	160-40.0	72	309-77.3	55	71	15	32
OPP	110-263	.418	4-20	.200	38-59	.644	142-35.5	72	262-65.5	48	78	6	38
1989 - 5 games	**FG-FGA**	**PCT**	**3FG-FGA**	**PCT**	**FT-FTA**	**PCT**	**REB-AVG**	**PF**	**PTS-AVG**	**AS**	**TO**	**BK**	**ST**
UT	156-322	.484	0-2	.000	106-141	.752	221-44.2	64	418-83.6	78	83	16	53
OPP	132-317	.416	10-40	.250	39-55	.709	156-31.2	116	313-62.6	53	104	8	36
1990 - 3 games	**FG-FGA**	**PCT**	**3FG-FGA**	**PCT**	**FT-FTA**	**PCT**	**REB-AVG**	**PF**	**PTS-AVG**	**AS**	**TO**	**BK**	**ST**
UT	91-199	.457	1-10	.100	59-96	.615	137-45.7	57	242-80.7	39	51	5	35
OPP	76-170	.447	11-29	.379	46-67	.687	109-36.3	72	209-69.7	32	68	12	22

TENNESSEE NCAA TOURNAMENT STATISTICS

1991 - 5 games	FG-FGA	PCT	3FG-FGA	PCT	FT-FTA	PCT	REB-AVG	PF	PTS-AVG	AS	TO	BK	ST
UT	117-287	.408	12-35	.343	84-135	.622	224-44.8	100	330-66	57	90	17	39
OPP	114-286	.399	14-40	.350	58-89	.652	175-35.0	112	300-60	47	84	21	36
1992 - 2 games	**FG-FGA**	**PCT**	**3FG-FGA**	**PCT**	**FT-FTA**	**PCT**	**REB-AVG**	**PF**	**PTS-AVG**	**AS**	**TO**	**BK**	**ST**
UT	60-134	.448	10- 31	.323	37- 55	.673	87-43.5	47	167-83.5	27	33	0	22
OPP	47-105	.448	5- 11	.454	32- 52	.615	70-35.0	48	131-65.5	19	46	8	15
1993 - 3 games	**FG-FGA**	**PCT**	**3FG-FGA**	**PCT**	**FT-FTA**	**PCT**	**REB-AVG**	**PF**	**PTS-AVG**	**AS**	**TO**	**BK**	**ST**
UT	83-204	.407	11-32	.348	42-67	.627	130-43.3	56	219-73.0	38	37	8	37
OPP	72-157	.459	7- 13	.538	41-56	.732	10A5-35.0	59	192-64.0	33	54	11	13
1994 - 3 games	**FG-FGA**	**PCT**	**3FG-FGA**	**PCT**	**FT-FTA**	**PCT**	**REB-AVG**	**PF**	**PTS-AVG**	**AS**	**TO**	**BK**	**ST**
UT	87-182	.478	10- 29	.344	73- 103	.708	137-45.6	49	257-85.6	47	44	7	39
OPP	72-165	.436	7- 20	.350	23- 43	.534	83 -27.6	74	174-58.0	31	56	3	17
1995 - 6 games	**FG-FGA**	**PCT**	**3FG-FGA**	**PCT**	**FT-FTA**	**PCT**	**REB-AVG**	**PF**	**PTS-AVG**	**AS**	**TO**	**BK**	**ST**
UT	179-384	.466	15- 45	.333	97- 127	.764	280-46.7	86	470-78.3	115	90	16	53
OPP	139-371	.375	19- 69	.275	51- 81	.630	200-33.3	113	348-58.0	62	98	20	47
1996 - 6 games	**FG-FGA**	**PCT**	**3FG-FGA**	**PCT**	**FT-FTA**	**PCT**	**REB-AVG**	**PF**	**PTS-AVG**	**AS**	**TO**	**BK**	**ST**
UT	198-418	.474	16- 40	.400	97- 144	.674	281-46.8	85	509-84.8	101	76	14	63
OPP	150-381	.394	30-105	.286	56- 81	.691	216-36.0	112	386-64.3	76	103	23	37
1997 – 6 games	**FG-FGA**	**PCT**	**3FG-3FGA**	**PCT**	**FT-FTA**	**PCT**	**REB-AVG**	**PF**	**PTS-AVG**	**AS**	**TO**	**BK**	**ST**
UT	179-352	.509	23-50	.460	100-144	.694	232-38.7	91	481-80.2	76	111	16	65
OPP	155-369	.420	26-92	.283	50-76	.658	194-32.3	114	386-64.3	80	124	11	63
1998 – 6 games	**FG-FGA**	**PCT**	**3FG-3FGA**	**PCT**	**FT-FTA**	**PCT**	**REB-AVG**	**PF**	**PTS-AVG**	**AS**	**TO**	**BK**	**ST**
UT	196-427	.459	14-47	.298	125-175	.714	284-47.3	90	531-88.5	93	94	39	67
OPP	145-392	.370	27-81	.333	66-95	.695	234-39.0	136	383-63.8	64	144	17	51
1999 – 4 games	**FG-FGA**	**PCT**	**3FG-3FGA**	**PCT**	**FT-FTA**	**PCT**	**REB-AVG**	**PF**	**PTS-AVG**	**AS**	**TO**	**BK**	**ST**
UT	134-284	.472	12-38	.316	53-85	.624	166-41.5	61	333-83.3	51	49	15	51
OPP	87-210	.414	15-40	.375	48-65	.738	132-33.0	85	237-59.3	48	93	14	17
2000 - 6 games	**FG-FGA**	**PCT**	**3FG-3FGA**	**PCT**	**FT-FTA**	**PCT**	**REB-AVG**	**PF**	**PTS-AVG**	**AS**	**TO**	**BK**	**ST**
UT	141-342	.412	24-64	.375	109-154	.708	251-41.8	93	415-69.2	74	99	28	61
OPP	129-344	.375	18-75	.240	47-79	.595	204-34.0	133	323-53.8	76	121	20	47
2001 - 3 games	**FG-FGA**	**PCT**	**3FG-3FGA**	**PCT**	**FT-FTA**	**PCT**	**REB-AVG**	**PF**	**PTS-AVG**	**AS**	**TO**	**BK**	**ST**
UT	84-200	.420	16-46	.348	53-67	.791	146-48.7	53	237-79.0	47	45	13	22
OPP	72-184	.391	17-64	.266	32-47	.681	95-31.7	51	193-64.3	35	41	9	26
2002 - 5 games	**FG-FGA**	**PCT**	**3FG-3FGA**	**PCT**	**FT-FTA**	**PCT**	**REB-AVG**	**PF**	**PTS-AVG**	**AS**	**TO**	**BK**	**ST**
UT	134-332	.404	19-58	.328	91-115	.791	219-43.8	91	378-75.6	69	62	22	47
OPP	114-288	.396	28-91	.308	61-89	.685	180-36.0	91	317-63.4	64	83	31	28
2003 - 6 games	**FG-FGA**	**PCT**	**3FG-3FGA**	**PCT**	**FT-FTA**	**PCT**	**REB-AVG**	**PF**	**PTS-AVG**	**AS**	**TO**	**BK**	**ST**
UT	171-361	.474	32-86	.372	95-128	.742	267-44.5	73	469-78.2	86	77	25	50
OPP	126-355	.355	36-109	.330	42-53	.792	173-28.8	107	330-55.0	61	85	16	33
2004 - 6 games	**FG-FGA**	**PCT**	**3FG-3FGA**	**PCT**	**FT-FTA**	**PCT**	**REB-AVG**	**PF**	**PTS-AVG**	**AS**	**TO**	**BK**	**ST**
UT	154-365	.422	23-73	.315	71-100	.710	255-42.5	90	402-67.0	77	81	24	37
OPP	134-357	.375	27-84	.321	67-94	.713	206-34.3	91	362-60.3	63	74	21	50
2005 - 5 games	**FG-FGA**	**PCT**	**3FG-3FGA**	**PCT**	**FT-FTA**	**PCT**	**REB-AVG**	**PF**	**PTS-AVG**	**AS**	**TO**	**BK**	**ST**
UT	131-310	.423	24-60	.400	81-116	.698	226-45.2	84	367-73.4	63	81	27	56
OPP	98-286	.343	19-77	.247	58-80	.725	173-34.6	97	273-54.6	44	97	15	55
2006 - 4 games	**FG-FGA**	**PCT**	**3FG-3FGA**	**PCT**	**FT-FTA**	**PCT**	**REB-AVG**	**PF**	**PTS-AVG**	**AS**	**TO**	**BK**	**ST**
UT	108-233	.464	21-62	.339	70-95	.737	159-39.8	59	307-76.8	68	68	30	37
OPP	95-240	.396	19-55	.345	42-53	.792	131-32.8	81	251-62.8	56	65	13	36
2007 - 6 games	**FG-FGA**	**PCT**	**3FG-3FGA**	**PCT**	**FT-FTA**	**PCT**	**REB-AVG**	**PF**	**PTS-AVG**	**AS**	**TO**	**BK**	**ST**
UT	154-353	.436	27-81	.333	87-121	.719	242-40.3	84	422-70.3	83	78	31	57
OPP	109-315	.346	18-75	.240	59-80	.738	190-31.7	104	295-49.2	54	109	15	32
2008 - 6 games	**FG-FGA**	**PCT**	**3FG-3FGA**	**PCT**	**FT-FTA**	**PCT**	**REB-AVG**	**PF**	**PTS-AVG**	**AS**	**TO**	**BK**	**ST**
UT	150-362	.414	29-86	.337	81-118	.686	245-40.8	98	410-68.3	74	89	29	64
OPP	120-323	.372	17-65	.262	53-90	.589	206-34.3	108	310-51.7	57	119	15	45
2009 - 1 game	**FG-FGA**	**PCT**	**3FG-3FGA**	**PCT**	**FT-FTA**	**PCT**	**REB-AVG**	**PF**	**PTS-AVG**	**AS**	**TO**	**BK**	**ST**
UT	23-66	.348	2-18	.111	7-11	.636	44-44.0	16	55-55.0	15	16	4	5
OPP	24-54	.444	7-19	.368	16-20	.800	34-34.0	12	71-71.0	7	13	1	7
2010 - 3 games	**FG-FGA**	**PCT**	**3FG-3FGA**	**PCT**	**FT-FTA**	**PCT**	**REB-AVG**	**PF**	**PTS-AVG**	**AS**	**TO**	**BK**	**ST**
UT	97-219	.443	16-46	.348	19-40	.475	133-44.3	47	229-76.3	51	30	18	21
OPP	69-171	.404	10-34	.294	35-44	.795	106-35.3	41	183-61.0	31	47	21	12
2011 - 4 games	**FG-FGA**	**PCT**	**3FG-3FGA**	**PCT**	**FT-FTA**	**PCT**	**REB-AVG**	**PF**	**PTS-AVG**	**AS**	**TO**	**BK**	**ST**
UT	127-272	.467	20-59	.339	48-76	.632	195-48.4	54	322-80.5	63	46	21	26
OPP	95-251	.378	23-69	.333	39-52	.750	128-32.0	68	252-63.0	52	53	14	22
2012 - 4 games	**FG-FGA**	**PCT**	**3FG-3FGA**	**PCT**	**FT-FTA**	**PCT**	**REB-AVG**	**PF**	**PTS-AVG**	**AS**	**TO**	**BK**	**ST**
UT	102-271	.376	23-83	.277	50-64	.781	191-47.8	51	277-69.3	50	47	18	28
OPP	96-258	.372	19-66	.288	36-46	.783	149-37.3	54	247-61.2	49	44	18	22
2013 - 4 games	**FG-FGA**	**PCT**	**3FG-3FGA**	**PCT**	**FT-FTA**	**PCT**	**REB-AVG**	**PF**	**PTS-AVG**	**AS**	**TO**	**BK**	**ST**
UT	109-244	.447	21-66	.318	64-86	.744	162-40.5	63	303-75.8	55	61	19	45
OPP	92-263	.350	24-97	.247	51-65	.785	162-40.5	65	259-64.8	36	71	14	27
2014 - 3 games	**FG-FGA**	**PCT**	**3FG-3FGA**	**PCT**	**FT-FTA**	**PCT**	**REB-AVG**	**PF**	**PTS-AVG**	**AS**	**TO**	**BK**	**ST**
UT	68-168	.405	9-26	.346	54-70	.771	127-42.3	46	199-66.3	35	49	13	23
OPP	65-177	.367	11-47	.234	29-46	.630	104-34.7	66	170-56.7	36	48	2	25
2015 - 4 games	**FG-FGA**	**PCT**	**3FG-3FGA**	**PCT**	**FT-FTA**	**PCT**	**REB-AVG**	**PF**	**PTS-AVG**	**AS**	**TO**	**BK**	**ST**
UT	98-268	.366	20-67	.299	54-68	.794	175-43.8	61	270-67.5	51	48	13	26
OPP	97-229	.424	22-59	.373	39-52	.750	141-35.2	66	255-63.8	46	55	21	23
2016 - 4 games	**FG-FGA**	**PCT**	**3FG-3FGA**	**PCT**	**FT-FTA**	**PCT**	**REB-AVG**	**PF**	**PTS-AVG**	**AS**	**TO**	**BK**	**ST**
UT	105-234	.449	12-45	.267	57-74	.770	173-43.2	63	279-69.8	60	61	10	20
OPP	97-255	.380	33-97	.340	41-54	.759	130-32.5	79	268-67.0	44	38	8	38
2017 - 2 games	**FG-FGA**	**PCT**	**3FG-3FGA**	**PCT**	**FT-FTA**	**PCT**	**REB-AVG**	**PF**	**PTS-AVG**	**AS**	**TO**	**BK**	**ST**
UT	42-112	.375	5-23	.217	41-60	.683	86-43.0	30	130-65.0	20	22	8	10
OPP	50-131	.382	11-36	.306	21-30	.700	80-40.0	43	132-66.0	27	19	3	9
2018 - 2 games	**FG-FGA**	**PCT**	**3FG-3FGA**	**PCT**	**FT-FTA**	**PCT**	**REB-AVG**	**PF**	**PTS-AVG**	**AS**	**TO**	**BK**	**ST**
UT	61-131	.466	9-34	.265	28-46	.609	84-42.0	35	159-79.5	37	26	5	18
OPP	44-112	.393	11-40	.275	27-36	.750	66-33.0	39	126-63.0	25	34	4	11
2019 - 1 game	**FG-FGA**	**PCT**	**3FG-3FGA**	**PCT**	**FT-FTA**	**PCT**	**REB-AVG**	**PF**	**PTS-AVG**	**AS**	**TO**	**BK**	**ST**
UT	30-65	.462	4-15	.267	13-25	.520	40-40.0	23	77-77.0	17	16	3	4
OPP	31-73	.425	7-20	.350	20-25	.800	43-43.0	20	89-89.0	15	9	4	7
1982-2019 - 155 games	**FG-FGA**	**PCT**	**3FG-FGA**	**PCT**	**FT-FTA**	**PCT**	**REB-AVG**	**PF**	**PTS-AVG**	**AS**	**TO**	**BK**	**ST**
UT	**4339-9743**	**.445**	**482-1467**	**.329**	**2480-3518**	**.705**	**6764-43.6**	**2551**	**11,638-75.1**	**2215**	**2341**	**577**	**1395**
OPP	**3645-9281**	**.393**	**552-1839**	**.300**	**1692-2451**	**.690**	**5344-34.5**	**2912**	**9,524-61.4**	**1677**	**2695**	**506**	**1124**

TENNESSEE IN THE POSTSEASON

Date	Opponent	UT	Opp
■ 1977 – AIAW Third in the Nation			
AIAW Region II Championships, Memphis, Tenn.			
Mar. 10	Clemson	84	46
Mar. 11	Old Dominion	61	60
Mar. 12	Tennessee Tech	72	59
AIAW Championships, Minneapolis, Minn.			
Mar. 23	Michigan State	76	62
Mar. 24	Kansas State	81	69
Mar. 25	Delta State	58	62
Mar. 26	Immaculata	91	71
■ 1978			
AIAW Region II Championships, Chapel Hill, N.C.			
Mar. 9	North Carolina	92	66
Mar. 10	Kentucky	76	60
Mar. 11	North Carolina State	64	62
AIAW South Satellite Tournament, Cleveland, Miss.			
Mar. 17	Maryland	69	75
Mar. 18	Valdosta State	80	83
■ 1979 – AIAW Third in the Nation			
AIAW Region II Championships, Knoxville, Tenn.			
Mar. 8	Clemson	89	61
Mar. 9	South Carolina	76	64
Mar. 10	Old Dominion	72	74
AIAW East Satellite Tournament, Bronx, N.Y.			
Mar. 16	Rutgers	79	69
Mar. 17	Fordham	76	54
AIAW Championships, Greensboro, N.C.			
Mar. 23	*Louisiana Tech*	*84*	*102*
Mar. 25	UCLA	104	86
■ 1980 – AIAW Runner-Up			
AIAW Region II Championships, Knoxville, Tenn., and Columbia, S.C.			
Mar. 5	Clemson	95	79
Mar. 7	South Carolina	67	54
Mar. 8	Old Dominion	67	68
AIAW South Satellite Tournament, Knoxville, Tenn.			
Mar. 15	Kansas State	84	64
Mar. 18	Maryland	93	76
AIAW Championships, Mount Pleasant, Mich.			
Mar. 21	South Carolina	75	72
Mar. 23	Old Dominion	53	68
■ 1981 – AIAW Runner-Up			
AIAW Region II Championships, Knoxville, Tenn., and Norfolk, Va.			
Mar. 10	Virginia	81	54
Mar. 13	Kentucky	58	49
Mar. 14	Old Dominion	65	64
AIAW National Playoffs, Knoxville, Tenn.			
Mar. 21	Illinois *State*	78	63
Mar. 24	Maryland	79	67
AIAW Championships, Eugene, Ore.			
Mar. 27	Old Dominion	68	65
Mar. 29	Louisiana Tech	59	79
■ 1982 – NCAA Third in the Nation			
NCAA First Round, Knoxville, Tenn.			
Mar. 13	Jackson State	72	56
NCAA Mideast Regional Championships, Knoxville, Tenn.			
Mar. 19	Memphis State	78	63
Mar. 21	Southern Calif. (OT)	91	90
NCAA Final Four, Norfolk, Va.			
Mar. 26	Louisiana Tech	46	69
■ 1983			
NCAA First Round, Knoxville, Tenn.			
Mar. 19	South Carolina State	86	51
NCAA Mideast Regional Championships, South Bend, Ind.			
Mar. 25	Mississippi (3 OT)	90	83
Mar. 27	Georgia	63	67
■ 1984 – NCAA Runner-Up			
NCAA First Round, Knoxville, Tenn.			
Mar. 17	Middle Tennessee State	70	52
NCAA Mideast Regional Championships, Knoxville, Tenn.			
Mar. 23	Alabama	65	58
Mar. 25	Georgia	73	61
NCAA Final Four, Los Angeles, Calif.			
Mar. 30	Cheyney	82	73
Apr. 1	Southern California	61	72
■ 1985			
NCAA First Round, Knoxville, Tenn.			
Mar. 16	Virginia	65	55
NCAA Mideast Regional Championships, Bowling Green, Ky.			
Mar. 22	Mississippi	60	63
■ 1986 – NCAA Third in the Nation			
NCAA First Round, Knoxville, Tenn.			
Mar. 16	Iowa	73	68
NCAA Mideast Regional Championships, Iowa City, Iowa			
Mar. 20	Georgia	85	82
Mar. 22	Louisiana State	67	65
NCAA Final Four, Lexington, Ky.			
Mar. 28	Southern California	59	83
■ 1987 – NCAA Champion			
NCAA First Round, Knoxville, Tenn.			
Mar. 15	**Tennessee Tech**	**95**	**59**
NCAA Mideast Regional Championships, Knoxville, Tenn.			
Mar. 19	**Virginia**	**66**	**58**
Mar. 21	**Auburn**	**77**	**61**
NCAA Final Four, Austin, Texas			
Mar. 27	**Long Beach State**	**74**	**64**
Mar. 29	**Louisiana Tech**	**67**	**44**
■ 1988 – NCAA Third in the Nation			
NCAA Second Round, Knoxville, Tenn.			
Mar. 18	Wake Forest	94	66
NCAA East Regional Championships, Norfolk, Va.			
Mar. 24	James Madison	72	52
Mar. 26	Virginia	84	76
NCAA Final Four, Tacoma, Wash.			
Apr. 1	Louisiana Tech	59	68
■ 1989 – NCAA Champion			
NCAA Second Round, Knoxville, Tenn.			
Mar. 18	**LaSalle**	**91**	**61**
NCAA East Regional Championships, Bowling Green, Ky.			
Mar. 23	**Virginia**	**80**	**47**
Mar. 25	**Long Beach State**	**94**	**80**
NCAA Final Four, Tacoma, Wash.			
Mar. 31	**Maryland**	**77**	**65**
Apr. 2	**Auburn**	**76**	**60**
■ 1990			
NCAA Second Round, Knoxville, Tenn.			
Mar. 17	Old Dominion	87	68
NCAA East Regional Championships, Norfolk, Va.			
Mar. 22	Clemson	80	62
Mar. 24	Virginia (OT)	75	79
■ 1991 – NCAA Champion			
NCAA Second Round, Knoxville, Tenn.			
Mar. 17	**SW Missouri State**	**55**	**47**
NCAA Mideast Regional Championships, Knoxville, Tenn.			
Mar. 21	**Western Kentucky**	**68**	**61**
Mar. 23	**Auburn**	**69**	**65**
NCAA Final Four, New Orleans, La.			
Mar. 30	**Stanford**	**68**	**60**
Mar. 31	**Virginia (OT)**	**70**	**67**
■ 1992			
NCAA Second Round, Knoxville, Tenn.			
Mar. 21	Rutgers	97	56
NCAA Mideast Regional Championships, West Lafayette, Ind.			
Mar. 26	Western Kentucky	70	75
■ 1993			
NCAA Second Round, Knoxville, Tenn.			
Mar. 20	Northwestern	89	66
NCAA Mideast Regional Championships, Iowa City, Iowa			
Mar. 25	North Carolina	74	54
Mar. 27	Iowa	56	72
■ 1994			
NCAA First Round, Knoxville, Tenn.			
Mar. 16	North Carolina A&T	111	37
NCAA Second Round, Knoxville, Tenn.			
Mar. 19	Clemson	78	66
NCAA Mideast Regional Championships, Fayetteville, Ark.			
Mar. 24	Louisiana Tech	68	71
■ 1995 – NCAA Runner-Up			
NCAA First and Second Rounds, Knoxville, Tenn.			
Mar. 16	Florida A&M	96	59
Mar. 18	Florida International	70	44
NCAA Mideast Regional Championships, Knoxville, Tenn.			
Mar. 23	Western Kentucky	87	65
Mar. 25	Texas Tech	80	59
NCAA Final Four, Minneapolis, Minn.			
Apr. 1	Georgia	73	51
Apr. 2	Connecticut	64	70
■ 1996 – NCAA Champion			
NCAA First and Second Rounds, Knoxville, Tenn.			
Mar. 16	**Radford**	**97**	**56**
Mar. 18	**Ohio State**	**97**	**65**
NCAA East Regional Championships, Charlottesville, Va.			
Mar. 23	**Kansas**	**92**	**71**
Mar. 25	**Virginia**	**52**	**46**
NCAA Final Four, Charlotte, N.C.			
Mar. 29	**Connecticut (OT)**	**88**	**83**
Mar. 31	**Georgia**	**83**	**65**
■ 1997 – NCAA Champion			
NCAA First and Second Rounds, Knoxville, Tenn.			
Mar. 15	**Grambling State**	**91**	**54**
Mar. 17	**Oregon**	**76**	**59**
NCAA Midwest Regional Championships, Iowa City, Iowa			
Mar. 22	**Colorado**	**75**	**67**
Mar. 24	**Connecticut**	**91**	**81**
NCAA Final Four, Cincinnati, Ohio			
Mar. 29	**Notre Dame**	**80**	**66**
Mar. 30	**Old Dominion**	**68**	**59**
■ 1998 – NCAA Champion			
NCAA First and Second Rounds, Knoxville, Tenn.			
Mar. 14	**Liberty**	**102**	**58**
Mar. 16	**Western Kentucky**	**82**	**62**
NCAA Mideast Regional Championships, Nashville, Tenn.			
Mar. 21	**Rutgers**	**92**	**60**
Mar. 23	**North Carolina**	**76**	**70**
NCAA Final Four, Kansas City, Mo.			
Mar. 27	**Arkansas**	**86**	**58**
Mar. 29	**Louisiana Tech**	**93**	**75**
■ 1999			
NCAA First and Second Rounds, Knoxville, Tenn.			
Mar. 13	Appalachian State	113	54
Mar. 15	Boston College	89	62
NCAA East Regional Championships, Greensboro, N.C.			
Mar. 20	Virginia Tech	68	52
Mar. 22	Duke	63	69
■ 2000 – NCAA Runner-Up			
NCAA First and Second Rounds, Knoxville, Tenn.			
Mar. 18	Furman	90	38
Mar. 20	Arizona	75	60
NCAA Mideast Regional Championships, Memphis, Tenn.			
Mar. 25	Virginia	77	56
Mar. 27	Texas Tech	57	44
NCAA Final Four, Philadelphia, Pa.			
Mar. 31	Rutgers	64	54
Apr. 2	Connecticut	52	71
■ 2001			
NCAA First and Second Rounds, Knoxville, Tenn.			
Mar. 16	Austin Peay	80	38
Mar. 18	St. Mary's (Calif.)	92	75
NCAA Mideast Regional Championships, Birmingham, Ala.			
Mar. 24	Xavier	65	80
■ 2002 – NCAA Third in the Nation			
NCAA First and Second Rounds, Knoxville, Tenn.			
Mar. 15	Georgia State	98	68
Mar. 17	Notre Dame	89	50
NCAA Midwest Regional Championships, Ames, Iowa			
Mar. 23	Brigham Young	68	57
Mar. 25	Vanderbilt	68	63
NCAA Final Four, San Antonio, Texas			
Mar. 29	Connecticut	56	79

TENNESSEE IN THE POSTSEASON

Date	Opponent	UT	Opp
■ 2003 – NCAA Runner-Up			
NCAA First and Second Rounds, Knoxville, Tenn.			
Mar. 22	Alabama State	95	43
Mar. 24	Virginia	81	51
NCAA Mideast Regional Championships, Knoxville, Tenn.			
Mar. 29	Penn State	86	58
Mar. 31	Villanova	73	49
NCAA Final Four, Atlanta, Ga.			
Apr. 6	Duke	66	56
Apr. 8	Connecticut	68	73
■ 2004 – NCAA Runner-Up			
NCAA First and Second Rounds, Tallahassee, Fla.			
Mar. 20	Colgate	77	54
Mar. 22	DePaul	79	59
NCAA Midwest Regional Championships, Norman, Okla.			
Mar. 28	Baylor	71	69
Mar. 30	Stanford	62	60
NCAA Final Four, New Orleans, La.			
Apr. 4	LSU	52	50
Apr. 6	Connecticut	61	70
■ 2005 – NCAA Third in Nation			
NCAA First and Second Rounds, Knoxville, Tenn.			
Mar. 20	Western Carolina	94	43
Mar. 22	Purdue	75	54
NCAA Philadelphia East Regional Championships, Philadelphia, Pa.			
Mar. 27	Texas Tech	75	59
Mar. 29	Rutgers	59	49
NCAA Final Four, Indianapolis, Ind.			
Apr. 3	Michigan State	64	68
■ 2006			
NCAA First and Second Rounds, Norfolk, Va.			
Mar. 19	Army	102	54
Mar. 21	George Washington	66	53
NCAA Cleveland Regional Championships, Cleveland, Ohio			
Mar. 26	Rutgers	76	69
Mar. 28	North Carolina	63	75
■ 2007 – NCAA Champion			
NCAA First and Second Rounds, Pittsburgh, Pa.			
Mar. 18	**Drake**	**76**	**37**
Mar. 20	**Pittsburgh**	**68**	**54**
NCAA Dayton Regional Championships, Dayton, Ohio			
Mar. 25	**Marist**	**65**	**46**
Mar. 27	**Mississippi**	**98**	**62**
NCAA Final Four, Cleveland, Ohio			
Apr. 1	**North Carolina**	**56**	**50**
Apr. 3	**Rutgers**	**59**	**46**
■ 2008 – NCAA Champion			
NCAA First and Second Rounds, West Lafayette, Ind.			
Mar. 23	**Oral Roberts**	**94**	**55**
Mar. 25	**Purdue**	**78**	**52**
NCAA Oklahoma City Regional Championships, Oklahoma City, Okla.			
Mar. 30	**Notre Dame**	**74**	**64**
Apr. 1	**Texas A&M**	**53**	**45**
NCAA Final Four, Tampa, Fla.			
Apr. 6	**LSU**	**47**	**46**
Apr. 8	**Stanford**	**64**	**48**
■ 2009			
NCAA First Round, Bowling Green, Ky.			
Mar. 22	Ball State	55	71
■ 2010			
NCAA First and Second Rounds, Knoxville, Tenn.			
Mar. 20	Austin Peay	75	42
Mar. 22	Dayton	92	64
NCAA Memphis Regional Championships, Memphis, Tenn.			
Mar. 27	Baylor	62	77
■ 2011			
NCAA First and Second Rounds, Knoxville, Tenn.			
Mar. 19	Stetson	99	34
Mar. 21	Marquette	79	70
NCAA Dayton Regional Championships, Dayton, Ohio			
Mar. 26	Ohio State	85	75
Mar. 28	Notre Dame	59	73
■ 2012			
NCAA First and Second Rounds, Chicago, Ill.			
Mar. 17	UT-Martin	72	49
Mar. 20	DePaul	63	48
NCAA Des Moines Regional Championships, Des Moines, Iowa			
Mar. 24	Kansas	84	73
Mar. 27	Baylor	58	77
■ 2013			
NCAA First and Second Rounds, Knoxville, Tenn.			
Mar. 23	Oral Roberts	83	62
Mar. 25	Creighton	68	52
NCAA Oklahoma City Regional Championships, Oklahoma City, Okla.			
Mar. 31	Oklahoma	74	59
Apr. 2	Louisville	78	86
■ 2014			
NCAA First and Second Rounds, Knoxville, Tenn.			
Mar. 22	Northwestern State	70	46
Mar. 24	St. John's	67	51
NCAA Louisville Regional Championships, Louisville, Ky.			
Mar. 30	Maryland	62	73
■ 2015			
NCAA First and Second Rounds, Knoxville, Tenn.			
Mar. 21	Boise State	72	61
Mar. 23	Pittsburgh	77	67
NCAA Spokane Regional Championships, Spokane, Wash.			
Mar. 28	Gonzaga (OT)	73	69
Mar. 30	Maryland	48	58
■ 2016			
NCAA First and Second Rounds, Tempe, Ariz.			
Mar. 18	Green Bay	59	53
Mar. 20	Arizona State	75	64
NCAA Sioux Falls Regional Championships, Sioux Falls, S.D.			
Mar. 25	Ohio State	78	62
Mar. 27	Syracuse	67	89
■ 2017			
NCAA First and Second Rounds, Louisville, Ky.			
Mar. 18	Dayton	66	57
Mar. 20	Louisville	64	75
■ 2018			
NCAA First and Second Rounds, Knoxville, Tenn.			
Mar. 16	Liberty	100-60	
Mar. 18	Oregon State	59-66	
■ 2019			
NCAA First Round, College Park, Md.			
Mar. 23	UCLA	77-89	

UT RECORDS IN THE NCAA TOURNAMENT

All Games (155): 125-30
1st Rd. (32): 30-2 (H: 23-0, A: 0-1, N: 7-1)
2nd Rd. (30): 28-2 (H: 22-1, A: 4-1, N: 2-0)
Sweet 16 (34): 28-6 (H: 6-0, A: 0-0, N: 22-6)
Elite 8 (28): 18-10 (H: 6-0, A: 1-1, N: 11-9)
Final Four (18): 21-10
Final Four Semifinals (18): 13-5
Final Four Championship (13): 8-5

UT NCAA RECORD VS. OPPONENTS

Tennessee has played 86 different opponents in 155 NCAA playoff games since 1982 and sports a 125-30 record. The Lady Vols have compiled the following records against the opposition:

Alabama (1-0), Alabama State (1-0), Appalachian St. (1-0), Arizona (1-0), Arizona State (1-0), Arkansas (1-0), Army (1-0), Auburn (3-0), Austin Peay (2-0), Ball State (0-1), Baylor (1-2), Boise State (1-0), Boston College (1-0), Brigham Young (1-0), Cheyney (1-0), Clemson (2-0), Colgate (1-0), Colorado (1-0), Connecticut (2-5), Creighton (1-0), Dayton (2-0), DePaul (2-0), Drake (1-0), Duke (1-1), Fla. A&M (1-0), Fla. Intl. (1-0), Furman (1-0), George Washington (1-0), Georgia (4-1), Georgia State (1-0), Green Bay (1-0), Gonzaga (1-0), Grambling (1-0), Iowa (1-1), Jackson State (1-0), James Madison (1-0), Kansas (2-0), LaSalle (1-0), Liberty (2-0), Long Beach (2-0), Louisiana State (3-0), Louisiana Tech (2-3), Louisville (0-2), Marist (1-0), Marquette (1-0), Maryland (1-2), Memphis (1-0), Michigan State (0-1), Middle Tennessee (1-0), Mississippi (2-1), North Carolina (3-1), North Carolina A&T (1-0), Northwestern (1-0), Northwestern State (1-0), Notre Dame (3-1), Ohio State (3-0), Oklahoma (1-0), Old Dominion (2-0), Oral Roberts (2-0), Oregon (1-0), Oregon State (0-1), Penn State (1-0), Pittsburgh (1-0). Purdue (2-0), Radford (1-0), Rutgers (6-0), South Carolina State (1-0), Southern California (1-2), Southwest Missouri (1-0), Stanford (3-0), Stetson (1-0), St. John's (1-0), St. Mary's (CA) (1-0), Syracuse (0-1), Tennessee-Martin (1-0), Tennessee Tech (1-0), Texas A&M (1-0), Texas Tech (3-0), UCLA (0-1), Vanderbilt (1-0), Villanova (1-0), Virginia (8-1), Virginia Tech (1-0), Wake Forest (1-0), Western Carolina (1-0), Western Kentucky (3-1) and Xavier (0-1).

UT NCAA RECORD VS. CONFERENCES

Of the Lady Vols' 155 games in the NCAA Tournament since 1982, Tennessee has faced 28 different conferences. Almost half of UT's total number of games have come against teams from the Southeastern Conference (15-2), the Atlantic Coast Conference (17-6) and the Big East (16-7). The breakdown:

Atlantic Coast (17-6), Atlantic Sun (2-0), Atlantic 10 (7-1), Big Ten (8-3), Big 12 (9-2), Big East (16-7), Big South (3-0), Colonial (2-0), Conference USA (2-0), Horizon League (1-0), Metro-Atlantic (1-0), Mid-American (0-1), Mid-Eastern Athletic (3-0), Missouri Valley (3-0), Mountain West (2-0), Ohio Valley (5-0), Pac 10/12 (7-4), Patriot (2-0), Southeastern (15-2), Southern (3-0), Southland (2-0), Southwestern Athletic (3-0), Summit League (1-0), Sun Belt (5-4), Trans-American (1-0), West Coast (2-0), Western Collegiate (2-0), Independent (1-0)

YEAR-BY-YEAR /// LADY VOL 43-YEAR POSTSEASON RECORD

YEAR	AP RANKING	TEAMS PLAYED IN TOURNAMENT (AP RANKING)	RECORD	FINISH
1977	5th (28-5)	#2 Immaculata, #1 Delta St., #20 Kansas State, #17 Mich. St.	3-1	3rd AIAW
1978	1st (27-4)	#8 Valdosta St., #6 Maryland	0-2	4th SER
1979	3rd (30-9)	#6 UCLA, #2 La. Tech, #19 Fordham, #7 Rutgers	3-1	3rd AIAW
1980	2nd (33-5)	#1 ODU, #4 So. Carolina, #6 Maryland, #13 Kansas State	3-1	2nd AIAW
1981	2nd (25-6)	#1 La. Tech, #3 ODU, #8 Maryland, #15 Ill. St	3-1	2nd AIAW
1982	4th (22-10)	#1 La. Tech, #6 So. Cal, #17 Memphis St., Jackson St.	3-1	3rd NCAA
1983	10th (25-8)	#8 Georgia, #13 Ole Miss, South Carolina St.	2-1	2nd MER
1984	15th (23-10)	#5 So. Cal, #9 Cheyney, #3 Georgia, #12 Ala., MTSU	4-1	2nd NCAA
1985	13th (22-10)	#6 Ole Miss, UVA	1-1	3rd MER
1986	15th (24-10)	#3 So. Cal, #9 LSU, #2 Georgia, #14 Iowa	3-1	3rd NCAA
1987	7th (28-6)	#3 La. Tech, #4 Long Beach St., #2 Auburn, #11 UVA, Tenn. Tech	5-0	NCAA Champs
1988	1st (31-3)	#5 La. Tech, #10 UVA, #14 James Madison, Wake Forest	3-1	3rd NCAA
1989	1st (35-2)	#2 Auburn, #5 Maryland, #7 Long Beach St., UVA, #18 LaSalle	5-0	NCAA Champs
1990	4th (27-6)	#12 UVA, NR Clemson, ODU	2-1	2nd ER
1991	4th (30-5)	#2 UVA, #11 Stanford, #6 Auburn, #10 W. Ky., S.W. Mo. St.	5-0	NCAA Champs
1992	2nd (28-3)	#15 Western Kentucky, Rutgers	1-1	3rd MER
1993	2nd (28-3)	#4 Iowa, #18 UNC, Northwestern	2-1	2nd MER
1994	1st (30-2)	#6 La. Tech, North Carolina A&T, Clemson	2-1	3rd MER
1995	3rd (34-3)	#1 UConn, #12 Ga., #5 Texas Tech, #8 W. Ky., Fla. Int., Fla. A&M	5-1	2nd NCAA
1996	1st (32-4)	#5 Ga., #2 UConn, #11 UVA, #20 Kansas, Ohio St., Radford	6-0	NCAA Champs
1997	10th (29-10)	#2 ODU, #15 N. Dame, #1 UConn, #18 Colo., Ore., Grambling	6-0	NCAA Champs
1998	1st (39-0)	#4 La. Tech, Ark., #7 UNC, Rutgers, # 15 W. Ky., Liberty	6-0	NCAA Champs
1999	2nd (31-3)	#10 Duke, #13 Virginia Tech, Boston College, Appalachian St.	3-1	2nd ER
2000	2nd (33-4)	#1 UConn, #8 Rutgers, #11 Texas Tech, #19 UVA, #21 Ariz., Furman	5-1	2nd NCAA
2001	3rd (31-3)	#12 Xavier, St. Mary's College, Austin Peay	2-1	3rd MER
2002	6th (29-5)	#1 UConn, #4 Vandy, Brigham Young, Notre Dame, Georgia State	4-1	3rd NCAA
2003	4th (33-5)	#1 UConn, #2 Duke, #11 Villanova, #15 Penn State, UVA, Alabama St.	5-1	2nd NCAA
2004	2nd (31-4)	#6 UConn, #19 LSU, #10 Stanford, #15 Baylor, #25 DePaul, Colgate	5-1	2nd NCAA
2005	3rd (30-5)	#7 Michigan State, #9 Rutgers, #14 Texas Tech, Purdue, W. Carolina	4-1	3rd NCAA
2006	6th (31-5)	#1 North Carolina, #9 Rutgers, George Washington, Army	3-1	2nd CR
2007	3rd (34-3)	#15 Rutgers, #2 North Carolina, Mississippi, Marist, Pittsburgh, Drake	6-0	NCAA Champs
2008	3rd (36-2)	#4 Stanford, #6 LSU, #8 Texas A&M, #15 Notre Dame, Purdue, Oral Roberts	6-0	NCAA Champs
2009	18th (22-11)	Ball State	0-1	First Round
2010	3rd (32-3)	#14 Baylor, Dayton, Austin Peay	2-1	3rd MR
2011	4th (34-3)	#10 Notre Dame, #18 Ohio State, #25 Marquette, Stetson	3-1	2nd DR
2012	9th (27-9)	#1 Baylor, Kansas, DePaul, UT-Martin	3-1	2nd DMR
2013	10th (27-8)	#16/17 Louisville, Oklahoma, Creighton, Oral Roberts	3-1	2nd OKCR
2014	3rd (29-6)	#11/9 Maryland, St. John's, Northwestern (La.) State	2-1	3rd LR
2015	6th (30-6)	#4/3 Maryland, Gonzaga, Pittsburgh, Boise State	3-1	2nd SR
2016	NR (22-14)	#14/15 Syracuse, #9/9 Ohio State, #11/11 Arizona State, NR/RV Green Bay	3-1	2nd SFR
2017	NR (20-12)	#13/12 Louisville, Dayton	1-1	Second Round
2018	12th (25-8)	#13/12 Oregon State, Liberty	1-1	Second Round
2019	NR (19-13)	#20/24 UCLA	0-1	First Round

Rennia Davis provided a double-double effort of 21 points and 10 rebounds in Tennessee's 2019 NCAA Tournament game vs. UCLA.

NCAA TOURNAMENT HONORS

FINAL FOUR MVP
2008 – Candace Parker
2007 – Candace Parker
1998 – Chamique Holdsclaw
1997 – Chamique Holdsclaw
1996 – Michelle Marciniak
1989 – Bridgette Gordon
1987 – Tonya Edwards

FINAL FOUR ALL-TOURNAMENT
2008 – Candace Parker, Nicky Anosike, Shannon Bobbitt
2007 – Candace Parker, Nicky Anosike, Shannon Bobbitt
2004 – Shanna Zolman
2003 – Gwen Jackson, Kara Lawson
2000 – Tamika Catchings
1998 – Chamique Holdsclaw, Tamika Catchings, Kellie Jolly
1997 – Chamique Holdsclaw, Kellie Jolly
1996 – Michelle Marciniak, Chamique Holdsclaw, Tiffani Johnson
1995 – Nikki McCray
1991 – Dena Head, Daedra Charles
1989 – Bridgette Gordon, Sheila Frost
1987 – Tonya Edwards, Bridgette Gordon
1984 – Mary Ostrowski

EAST REGIONAL MVP
1996 – Latina Davis
1989 – Bridgette Gordon
1988 – Dawn Marsh

EAST REGIONAL ALL-TOURNAMENT
1999 – Chamique Holdsclaw, Tamika Catchings
1996 – Latina Davis, Michelle Marciniak, Chamique Holdsclaw
1990 – Daedra Charles, Dena Head
1989 – Bridgette Gordon, Sheila Frost
1988 – Dawn Marsh, Bridgette Gordon

MIDEAST REGIONAL MVP
2003 – Gwen Jackson
2000 – Tamika Catchings
1998 – Chamique Holdsclaw
1995 – Nikki McCray
1991 – Kelli Casteel
1987 – Bridgette Gordon
1986 – Shelley Sexton
1984 – Mary Ostrowski
1982 – Shelia Collins

MIDEAST REGIONAL ALL-TOURNAMENT
2003 – Shyra Ely, Gwen Jackson, Kara Lawson
2000 – Tamika Catchings, Semeka Randall
1998 – Chamique Holdsclaw, Semeka Randall
1995 – Nikki McCray, Dana Johnson, Michelle Marciniak
1994 – Nikki McCray
1993 – Tiffany Woosley, Lisa Harrison
1991 – Kelli Casteel, Daedra Charles, Jody Adams
1987 – Bridgette Gordon, Sheila Frost
1986 – Shelley Sexton, Sheila Frost
1985 – Shelia Collins
1984 – Mary Ostrowski, Tanya Haave
1983 – Tanya Haave
1982 – Shelia Collins

MIDWEST REGIONAL MVP
1997 – Chamique Holdsclaw

MIDWEST REGIONAL ALL-TOURNAMENT
2004 – Tasha Butts, Shyra Ely, LaToya Davis
2002 – Shyra Ely, Gwen Jackson
1997 – Chamique Holdsclaw, Kellie Jolly, Pashen Thompson

PHILADELPHIA REGIONAL ALL-TOURNAMENT
2005 – Shyra Ely, Shanna Zolman

CLEVELAND REGIONAL ALL-TOURNAMENT
2006 – Candace Parker, Shanna Zolman

DAYTON REGIONAL MVP
2007 – Candace Parker

DAYTON REGIONAL ALL-TOURNAMENT
2007 – Candace Parker, Shannon Bobbitt
2011 – Shekinna Stricklen

OKLAHOMA CITY REGIONAL MVP
2008 – Candace Parker

OKLAHOMA CITY REGIONAL ALL-TOURNAMENT
2008 – Candace Parker, Alexis Hornbuckle
2013 – Taber Spani, Kamiko Williams

DES MOINES REGIONAL ALL-TOURNAMENT
2012 – Glory Johnson, Shekinna Stricklen

LOUISVILLE REGIONAL ALL-TOURNAMENT
2014 – Meighan Simmons

SPOKANE REGIONAL ALL-TOURNAMENT
2015 – Cierra Burdick, Ariel Massengale

SIOUX FALLS REGIONAL ALL-TOURNAMENT
2016 – Diamond DeShields, Mercedes Russell

THE FEW. THE PROUD. THE NCAA CHAMPIONS.

The few. The proud. The NCAA Champions. During Pat Head Summitt's tenure as head coach (1974-2012), only 161 women were selected to wear the Orange and White of the University of Tennessee Lady Volunteers.

Fifty-eight players of 161 (through the 2011-12 season) earned the distinction of being an "NCAA Champion" during their playing days at the University of Tennessee. That's practically 40 percent! And that is truly remarkable. Additionally, forty percent of the 58 players have brought home two or more titles.

A total of 12 coaches helped to bring the eight titles to the Knoxville campus. The common denominator of the eight championships with coach Summitt was (then) associate head coach Holly Warlick. In her first tenure with the Lady Vols, Mickie DeMoss claimed six rings (1987, 1989, 1991, 1996, 1997 and 1998). Former assistants Al Brown (1996, 1997 and 1998) and Nikki Caldwell (2007, 2008) are the only former aides with numerous titles. Current assistant Dean Lockwood picked up his first national titles as a Lady Vol coach in 2007 and 2008. Seven graduate assistant coaches had the opportunity to experience one title each.

Player	Year(s)	Player	Year(s)
Jody Adams	1991	Chamique Holdsclaw	1996, 97, 98
Nicky Anosike	2007, 08	Alexis Hornbuckle	2007, 08
Alberta Auguste	2007, 08	Karla Horton	1987
Vicki Baugh	2008	Marlene Jeter	1991
Angie Bjorklund	2008	Tiffani Johnson	1996, 97
Shannon Bobbitt	2007, 08	Kellie Jolly	1996, 97, 98
Niya Butts	1997, 98	Brynae Laxton	1996, 97, 98
Kelley Cain	2008	Cheryl Littlejohn	1987
Nikki Caldwell	1991	Michelle Marciniak	1996
Tamara Carver	1991	Dawn Marsh	1987
Kelli Casteel	1989, 91	Melissa McCray	1987, 89
Tamika Catchings	1998	Carla McGhee	1987, 89
Daedra Charles	1989, 91	Cait McMahan	2007, 08
Regina Clark	1989, 91	Laurie Milligan	1996, 97, 98
Kristen "Ace" Clement	1998	Sabrina Mott	1987
Abby Conklin	1996, 97	Candace Parker	2007, 08
Elizabeth Curry	2007	Semeka Randall	1998
Latina Davis	1996	Dominique Redding	2007
Tonya Edwards	1987, 89	Debbie Scott	1989
Kyra Elzy	1997, 98	Shelley Sexton	1987
Peggy Evans	1991	Sydney Smallbone	2008
Sheila Frost	1987, 89	Kim Smallwood	1996
Alex Fuller	2007, 08	Sidney Spencer	2007
Teresa Geter	1998	Kathy Spinks	1987
Bridgette Gordon	1987, 89	LaShonda Stephens	1997, 98
Misty Greene	1996, 97, 98	Pashen Thompson	1996, 97
Lisa Harrison	1991	Gay Townson	1987
Debbie Hawhee	1989, 91	Jennifer Tuggle	1987
Dena Head	1989, 91	Lisa Webb	1987

Staff	Position	Year(s)
Al Brown	Asst. Coach	1996, 97, 98
Nikki Caldwell	Asst. Coach	2007, 08
Elizabeth Curry	Grad Asst. Coach	2008
Mickie DeMoss	Assoc. Head Coach	1987, 89, 91, 96, 97, 98
Angela Lawson	Grad Asst. Coach	1991
Dean Lockwood	Asst. Coach	2007, 08
Dawn Marsh	Grad Asst. Coach	1989
Shelley Sexton	Grad Asst. Coach	1989
Pat Summitt	Head Coach	1987, 89, 91, 96, 97, 98, 07, 08
Pam Tanner	Grad Asst. Coach	1991
Heidi VanDerveer	Grad Asst. Coach	1987
Holly Warlick	Asst. Coach	1987, 89, 91, 96, 97, 98
	Assoc. Head Coach	2007, 08
Lisa Webb	Grad Asst. Coach	1989

TOP FIVE TEAMS IN THE NCAA TOURNAMENT BY TOTAL GAMES PLAYED

RK.	SCHOOL	GAMES	W-L	YEARS	1st	2nd	3rd
1.	**TENNESSEE**	**155**	**125-30**	**38**	**8**	**5**	**5**
2.	Connecticut	141	121-20	31	11	0	9
3.	Stanford	120	89-31	33	2	2	9
4.	Notre Dame	90	67-24	26	2	5	2
5.	Louisiana Tech	90	65-25	27	2	4	4

CURRENT LADY VOLS IN THE NCAA TOURNAMENT

RAE BURRELL'S CAREER NCAA TOURNAMENT STATS

Opponent	GP	GS	Min	FG	FGA	Pct	3FG	FGA	Pct	FT	FTA	Pct	Off	Def	Tot	Avg	PF-FO	A	TO	Blk	Stl	Pts	Avg
UCLA	1	0	2	0	0	.000	0	0	.000	0	0	.000	0	0	0	0.0	0-0	0	0	0	0	0	0.0
2019	**1**	**0**	**2**	**0**	**0**	**.000**	**0**	**0**	**.000**	**0**	**0**	**.000**	**0**	**0**	**0**	**0.0**	**0-0**	**0**	**0**	**0**	**0**	**0**	**0.0**
Career	**1**	**0**	**2**	**0**	**0**	**.000**	**0**	**0**	**.000**	**0**	**0**	**.000**	**0**	**0**	**0**	**0.0**	**0-0**	**0**	**0**	**0**	**0**	**0**	**0.0**

RENNIA DAVIS' CAREER NCAA TOURNAMENT STATS

Opponent	GP	GS	Min	FG	FGA	Pct	3FG	FGA	Pct	FT	FTA	Pct	Off	Def	Tot	Avg	PF-FO	A	TO	Blk	Stl	Pts	Avg
Liberty	1	1	28	7	10	.700	0	3	.000	4	4	1.000	0	11	11	11.0	1-0	3	1	0	1	18	18.0
Oregon State	1	1	40	2	11	.182	1	5	.200	2	2	1.000	4	7	11	11.0	2-0	0	0	0	0	7	7.0
2018	**2**	**2**	**68**	**9**	**21**	**.429**	**1**	**8**	**.125**	**6**	**6**	**1.000**	**4**	**18**	**22**	**11.0**	**3-0**	**3**	**1**	**0**	**1**	**25**	**12.5**
UCLA	1	1	38	8	14	.571	0	3	.000	5	8	.625	2	8	10	10.0	4-0	3	4	2	1	21	21.0
2019	**1**	**1**	**38**	**8**	**14**	**.571**	**0**	**3**	**.000**	**5**	**8**	**.625**	**2**	**8**	**10**	**10.0**	**4-0**	**3**	**4**	**2**	**1**	**21**	**21.0**
Career	**3**	**3**	**106**	**17**	**31**	**.548**	**1**	**11**	**.091**	**11**	**14**	**.786**	**6**	**26**	**32**	**10.7**	**7-0**	**6**	**5**	**2**	**2**	**46**	**15.3**

ZAAY GREEN'S CAREER NCAA TOURNAMENT STATS

Opponent	GP	GS	Min	FG	FGA	Pct	3FG	FGA	Pct	FT	FTA	Pct	Off	Def	Tot	Avg	PF-FO	A	TO	Blk	Stl	Pts	Avg
UCLA	1	0	15	2	5	.400	0	0	.000	0	0	.000	2	0	2	2.0	1-0	0	2	1	0	4	4.0
2019	**1**	**0**	**15**	**2**	**5**	**.400**	**0**	**0**	**.000**	**0**	**0**	**.000**	**2**	**0**	**2**	**2.0**	**1-0**	**0**	**2**	**1**	**0**	**4**	**4.0**
Career	**1**	**0**	**15**	**2**	**5**	**.400**	**0**	**0**	**.000**	**0**	**0**	**.000**	**2**	**0**	**2**	**2.0**	**1-0**	**0**	**2**	**1**	**0**	**4**	**4.0**

KAMERA HARRIS' CAREER NCAA TOURNAMENT STATS

Opponent	GP	GS	Min	FG	FGA	Pct	3FG	FGA	Pct	FT	FTA	Pct	Off	Def	Tot	Avg	PF-FO	A	TO	Blk	Stl	Pts	Avg
2017	**Did Not Play During NCAA Tournament**																						
Liberty	1	0	6	1	2	.500	0	0	.000	0	0	.000	0	1	1	1.0	0-0	0	1	0	0	2	2.0
2018	1	0	6	1	2	.500	0	0	.000	0	0	.000	0	1	1	1.0	0-0	0	1	0	0	2	2.0
2019	**Did Not Play During NCAA Tournament**																						
Career	**1**	**0**	**6**	**1**	**2**	**.500**	**0**	**0**	**.000**	**0**	**0**	**.000**	**0**	**1**	**1**	**1.0**	**0-0**	**0**	**1**	**0**	**0**	**2**	**2.0**

KASIYAHNA KUSHKITUAH'S CAREER NCAA TOURNAMENT STATS

Opponent	GP	GS	Min	FG	FGA	Pct	3FG	FGA	Pct	FT	FTA	Pct	Off	Def	Tot	Avg	PF-FO	A	TO	Blk	Stl	Pts	Avg
Liberty	1	0	15	5	6	.833	0	0	.000	0	2	.000	0	0	0	0.0	2-0	0	0	0	0	10	10.0
2018	**1**	**0**	**15**	**5**	**6**	**.833**	**0**	**0**	**.000**	**0**	**2**	**.000**	**0**	**0**	**0**	**0.0**	**2-0**	**0**	**0**	**0**	**0**	**10**	**10.0**
UCLA	1	0	18	7	10	.700	0	0	.000	2	6	.333	2	2	4	4.0	4-0	1	2	0	1	16	16.0
2019	**1**	**0**	**18**	**7**	**10**	**.700**	**0**	**0**	**.000**	**2**	**6**	**.333**	**2**	**2**	**4**	**4.0**	**4-0**	**1**	**2**	**0**	**1**	**16**	**16.0**
Career	**2**	**0**	**33**	**12**	**16**	**.750**	**0**	**0**	**.000**	**2**	**8**	**.250**	**2**	**2**	**4**	**2.0**	**6-0**	**1**	**2**	**0**	**1**	**26**	**13.0**

JAZMINE MASSENGILL'S CAREER NCAA TOURNAMENT STATS

Opponent	GP	GS	Min	FG	FGA	Pct	3FG	FGA	Pct	FT	FTA	Pct	Off	Def	Tot	Avg	PF-FO	A	TO	Blk	Stl	Pts	Avg
UCLA	1	0	7	1	5	.200	0	1	.000	1	2	.500	3	2	5	5.0	3-0	0	1	0	0	3	3.0
2019	1	0	7	1	5	.200	0	1	.000	1	2	.500	3	2	5	5.0	3-0	0	1	0	0	3	3.0
Career	**1**	**0**	**7**	**1**	**5**	**.200**	**0**	**1**	**.000**	**1**	**2**	**.500**	**3**	**2**	**5**	**5.0**	**3-0**	**0**	**1**	**0**	**0**	**3**	**3.0**

LADY VOLS IN THE NCAA TOURNAMENT

TOP FIVE COACHES BY NCAA FINAL FOUR APPEARANCES

RK.	COACH	SCHOOL	APP	W-L	AT FINAL FOUR
1.	Geno Auriemma	Connecticut	20	22-9	11 titles (1995, '00, '02, '03, '04, '09, '10, '13, '14, '15, '16)
2.	Pat Summitt	Tennessee	18	21-10	Eight titles (1987, '89, '91, '96, '97, '98, '07, '08)
3.	Tara VanDerveer	Stanford	13	10-10	Two titles (1990, '92)
4.	Muffet McGraw	Notre Dame	9	13-7	Two titles (2005, 2018)
5.	Leon Barmore	Louisiana Tech	9	6-8	One title (1988)

NCAA STATS /// MISCELLANEOUS NCAA ACCOMPLISHMENTS

■ Tennessee has played in the most NCAA tourney games (155).

■ UT has the most NCAA Tournament wins (125) and is second in tourney winning percentage (.806).

■ The Lady Vols are the only team to appear in all 38 NCAA Tournaments.

■ Tennessee's 18 Final Four appearances are second to only Connecticut.

■ A total of 95 Lady Vol team members have participated/played in the Final Four.

■ Six Lady Vols have been the tournament's leading scorer on eight occasions -- Mary Ostrowski (1984), Bridgette Gordon (1987, 1989), Dana Johnson (1995), Chamique Holdsclaw (1997, 1998), Tamika Catchings (2000) and Candace Parker (2007).

■ UT's Chamique Holdsclaw is the NCAA's all-time leading tournament scorer (1996-99) with 479 points. She played in 22 tournament games and averaged 21.8 ppg.

■ Seven Lady Vols have been the tournament's leading rebounder -- Mary Ostrowski (1984), Sheila Frost (1987), Daedra Charles (1991), Chamique Holdsclaw (1998), Tamika Catchings (2000), Gwen Jackson (2003) and Candace Parker (2007).

■ Tennessee has twice come from 17 points down to win NCAA Tournament games, doing so most recently on March 28, 2015, vs. Gonzaga in Spokane, Wash. The Lady Vols trailed the Bulldogs, 57-40, with 6:34 to play before rallying to force overtime and prevail, 73-69, after an extra five minutes of play.

■ Prior to that epic comeback vs. Gonzaga, Tennessee trailed Virginia by 17 in Charlottesville, 31-14, with 17:06 remaining before rallying to take a 52-46 victory over the Cavaliers in the Elite Eight on March 25, 1996.

Junior center Kasiyahna Kushkituah scored 16 points vs. UCLA in the 2019 NCAA Tournament and 10 vs. LIberty in 2018 for a career postseason scoring average of 13.0 ppg. as a Lady Vol.

LADY VOL NCAA TOURNAMENT RECORDS

INDIVIDUAL RECORDS

MOST FG: 15, Chamique Holdsclaw, Boston College, 3-15-99, Second Round, UT 89-62
MOST FGA: 27, Candace Parker, LSU, 4-6-08, Semifinal, UT 47-46; Chamique Holdsclaw, W.Kentucky, 3-16-98, Second Round, UT 82-62
FG% (min. 10 att): .827 (14-17), Dana Johnson, Fla. A&M, 3-16-95, First Round, UT 96-59
MOST 3pt FG: 5, Shanna Zolman, Rutgers, 3-26-06, CRS, UT 76-69 and Army, 3-19-06, First Round, UT 102-54 and Western Carolina, 3-20-05, First Round, UT 94-43
MOST 3pt FGA: 13, Shanna Zolman, George Washington, 3-21-06, Second Round, UT 66-53
3pt FG%: .800 (4-5), Kellie Jolly, La. Tech, 3-29-98, Championship, UT 93-75; Shanna Zolman, DePaul, 3-22-04, Second Round, UT 79-59; Angie Bjorklund, Stetson, 3-19-11, UT 99-34
MOST FT: 17, Bridgette Gordon, Long Beach St., 3-25-89, ERC, UT 94-80
MOST FTA: 20, Bridgette Gordon, Long Beach St., 3-25-89, ERC, UT 94-80
FT%: 1.000 (8-8), Cierra Burdick, Gonzaga, 3-28-15, SRS, UT 79-69 OT; Kristen "Ace" Clement, St. Mary's, 3-18-01, Second Round, UT 92-75
MOST REBOUNDS: 22, Daedra Charles, SW Missouri, 3-16-91, Second Round, UT 55-47
MOST POINTS: 39, Chamique Holdsclaw, Boston College, 3-15-99, Second Round, UT 89-62
MOST ASSISTS: 12, Dawn Marsh, Georgia, 3-20-86, MERC, UT 85-82
MOST BLOCKS: 7, Michelle Snow, Rutgers, 3-31-00, Semifinal, UT 64-54
MOST STEALS: 8, Alexis Hornbuckle, Purdue 3-25-08, Second Round, UT 78-52

TEAM RECORDS

MOST FG: 44, Appalachian St., 3-13-99, First Round, UT 113-54
MOST FGA: 84, Radford, 3-16-96, First Round, UT 97-56
BEST FG%: .617 (37-60), Liberty, 3-16-18, First Round, UT 100-60
MOST 3pt FG: 12, Oral Roberts, 3-23-08, First Round, UT 94-55
MOST 3pt FGA: 29, Oral Roberts, 3-23-08, First Round, UT 94-55
BEST 3pt FG%: .800 (4-5), Florida A&M, 3-16-95, First Round, UT 95-69
MOST FT: 38, Long Beach St., 3-25-89, ERC, UT 94-80
MOST FTA: 48, Long Beach St., 3-25-89, ERC, UT 94-80
BEST FT%: 1.000 (9-9), USC, 4-1-84, Championship, USC 72-61
MOST REBOUNDS: 64, South Carolina St., 3-19-83, First Round, UT 86-51
MOST FOULS: 30, Mississippi, 3-22-85, MERS, Mississippi, 63-60
MOST POINTS: 113, Appalachian St., 3-13-99, First Round, UT 113-54
MOST ASSISTS: 31, Florida A&M, 3-16-95, First Round, UT 96-59
MOST TURNOVERS: 29, Grambling St., 3-17-97, First Round, UT 91-54
MOST BLOCKS: 12, Colgate, 3-20-04, First Round, UT 77-54
MOST STEALS: 23, Radford, 3-16-96, First Round, UT 97-56
FEWEST FG: 13, Rutgers, 3-29-05, PRC, UT 59-49
FEWEST FGA: 41, Texas A&M, 4-1-08, OKCC, UT 53-45
LOWEST FG%: .270 (17-63), North Carolina, Semifinal, 4-1-07 UT 56-50
FEWEST 3pt FG: 0, against 14 opponents
FEWEST 3pt FGA: 0, against four opponents
LOWEST 3pt FG%: .000, against 14 opponents
FEWEST FT: 0, Maryland, 3-30-15, SRC, UM 58-48
FEWEST FTA: 1, Maryland, 3-30-15, SRC, UM 58-48
LOWEST FT%: .0-0 (0-1), Maryland, 3-30-15, SRC, UM 58-48
FEWEST REBOUNDS: 29, Rutgers, 3-26-06, CRS, UT 76-69; Old Dominion, 3-30-97, Championship, UT 68-59; Creighton, 3-25-13, Second Round, UT 68-52
FEWEST FOULS: 5, Villanova, 3-31-03, MERC, UT 73-49
FEWEST POINTS: 46, La. Tech, 3-26-82, Semifinal, La. Tech 69-46
FEWEST ASSISTS: 4, LSU, 4-4-04, Semifinals, UT 52-50
FEWEST TURNOVERS: 5, Villanova, 3-31-03, MERC, UT 73-49
FEWEST BLOCKS: 0, against 17 opponents
FEWEST STEALS: 2, Stanford, 3-30-91, Semifinal, UT 68-60

LADY VOL OPPONENT NCAA TOURNAMENT RECORDS

INDIVIDUAL RECORDS

MOST FG: 14, Alyssa Thomas, Maryland, 3-30-14, LR, UM 73-62; Nicole Powell, Stanford, 3-30-04, MWRC, UT 62-60; Tanya Hansen, Rutgers, 3-21-92, Second Round, UT 97-56
MOST FGA: 30, Cheryl Taylor, Tennessee Tech, 3-15-87, Second Round, UT 95-59
FG% (min. 10 att): .750 (9-12), Brooke Pahukoa, Boise State, 3-21-15, First Round, UT 72-61
MOST 3pt FG: 6, Brianna Butler, Syracuse, 3-27-16, SFRF, SYR 89-67; Sharon Wilkerson, Liberty, 3-14-98, Second Round, UT 102-58
MOST 3pt FGA: 18, Erin Thorn, Brigham Young, 3-23-02, MWRS, UT 68-57
3pt FG%: 1.000 (5-5), Mariya Moore, Louisville, 3-20-17, Second Round, Louisville 75-64
MOST FT: 12, Pam Kelly, Louisiana Tech, 3-26-82, Semifinal, La. Tech 69-46
MOST FTA: 14, Pam Kelly, Louisiana Tech, 3-26-82, Semifinal, La. Tech 69-46
FT%: 1.000 (9-9), Carolyn Jones, Auburn, 3-23-91, MWRC, UT 69-65
MOST REBOUNDS: 20, Sylvia Fowles, LSU, 4-6-08, Semifinal, UT 47-46
MOST POINTS: 37, Teresa Edwards, Georgia, 3-20-86, MERS, UT 85-82
MOST ASSISTS: 11, Corrie Mizusawa, St. Mary's, 3-18-01, Second Round, UT 92-75
MOST BLOCKS: 10, Brittney Griner, Baylor, 3-27-10, MRS, BU 77-62
MOST STEALS: 8, Tisha Penicheiro, Old Dominion, 3-30-97, Championship, UT 68-59

TEAM RECORDS

MOST FG: 35, Long Beach State, 3-25-89, ERC, UT 94-80
MOST FGA: 82, Cheyney State, 3-30-84, Semifinal, UT 82-73
BEST FG%: .536, Louisiana Tech, 3-24-94, MERS, Louisiana Tech 71-68
MOST 3pt FG: 14, Syracuse, 3-27-16, SFRF, Syracuse 89-67
MOST 3pt FGA: 30, Syracuse, 3-27-16, SFRF, Syracuse 89-67
BEST 3pt FG%: .533 (8-15), Baylor, 3-26-12, DMRC, Baylor 77-58
MOST FT: 28, Iowa, 3-27-93, MERC, Iowa 72-56
MOST FTA: 34, Iowa, 3-27-93, MERC, Iowa 72-56
BEST FT%: 1.000 (7-7), Penn State, 3-29-03, MWRS, UT 86-58
MOST REBOUNDS: 50, Oklahoma, 3-31-13, OKCRS, UT 74-59
MOST FOULS: 33, Long Beach State, 3-25-89, ERC, UT 94-80
MOST POINTS: 90, Southern California, 3-21-82, MERC, UT 91-90
MOST ASSISTS: 22, North Carolina, 3-28-06, CRC, North Carolina 75-63
MOST TURNOVERS: 33, Appalachian State, 3-13-99, First Round, UT 113-54
MOST BLOCKS: 13, Baylor, 3-27-10, MRS, BU 77-62
MOST STEALS: 19, Virginia, 3-16-85, First Round, UT 65-55
FEWEST FG: 12, Drake, 3-18-07, First Round, UT 76-37; Stetson, 3-19-11, First Round, UT 99-34
FEWEST FGA: 45, Vanderbilt, 3-25-02, MWRC, UT 68-63
LOWEST FG%: .182 (12-66), Stetson, 3-19-11, First Round, UT 99-34
FEWEST 3pt FG: 0, (6 times)
FEWEST 3pt FGA: 0, Wake Forest, 3-19-88, Second Round, UT 94-66
LOWEST 3pt FG%: .000 (6 times)
FEWEST FT: 0, Villanova, 3-31-03, MERC, UT 73-49
FEWEST FTA: 1, Villanova, 3-31-03, MERC, UT 73-49
LOWEST FT%: .000 (0-1), Villanova, 3-31-03, MERC, UT 73-49
FEWEST REBOUNDS: 17, Villanova, 3-31-03, MERC, UT 73-49
FEWEST FOULS: 10, Maryland, 3-30-15, SRC, UM 58-48; Connecticut, 4-6-04, Championship, UConn 70-61
FEWEST POINTS: 34, Stetson, 3-19-11, First Round, UT 99-34
FEWEST ASSISTS: 2, Middle Tennessee State, 3-17-84, First Round, UT 70-52
FEWEST TURNOVERS: 7, Villanova, 3-31-03, MERC, UT 73-49
FEWEST BLOCKS: 0, (12 opponents)
FEWEST STEALS: 2, Baylor, 3-27-10, MRS, BU 77-62 ; 2, Drake, 3-18-07, First Round, UT 76-37; Boston College, 3-15-99, Second Round, UT 89-62

1987 National Champions

Tennessee may have failed in its first bid at the NCAA national championship in 1984, but the second time was the charm for the Lady Vols. Tennessee thumped Louisiana Tech, which was vying for its second title, 67-44.

"Well, the monkey's off my back," head coach Pat Summitt said. "I do not think I could go without recognizing that it was a tremendous team effort...has been for the last three weeks. This team has played as hard and as smart as I could ask any team to play."

The Lady Vols built a 33-24 halftime edge and never looked back. Seven minutes into the second half, Tennessee had increased its lead to 14, 47-33, and the rest was history as Tennessee took its first NCAA title.

Tennessee attempted 19 more field goals and grabbed 11 more rebounds than the Lady Techsters. A championship-game record crowd of 9,823 watched Tonya Edwards net 13 points and grab seven rebounds en route to most outstanding player honors. Two additional Lady Vols contributed 13 points – Bridgette Gordon and Sheila Frost. Gordon joined Edwards on the All-Championship team, as she also led the Tennessee carom parade, pulling down a game-high 12 rebounds.

1989 National Champions

It was a battle of Southeastern Conference powerhouses – Tennessee versus Auburn for all the marbles.

The Lady Vols looked to regain the national title they earned in 1987. Although they were up against a Lady Tiger team that had made its second straight national championship final, Tennessee took home its second NCAA championship in three years with a 76-60 win.

Playing in her triumphant final game, All-America forward Bridgette Gordon treated the 9,758 spectators to a spectacular 27-point performance, tying a championship-game record. She also collected 11 boards on the way to most outstanding player honors.

Gordon's seven first-half baskets helped the Lady Vols to a 35-27 halftime lead. Auburn was able to stay close, cutting the score to 50-47. But after a timeout, the Lady Vols went on a 13-4 run to put the game out of reach. The keys to the victory were the battle of the boards, where Tennessee outrebounded Auburn 45-30, and the free throw line, where Tennessee shot 20-26, while Auburn was 8-12.

Sheila Frost joined Gordon on the All-Championship team. Playing in her final game at Tennessee, Frost had six points and 12 boards. Also coming up big for the Lady Vols in the final was Dena Head, with 19 points.

1987 TITLE GAME STATISTICS

March 29, 1987 • Austin, Texas • Frank Erwin Center

Tennessee	FG-FGA	FT-FTA	REB	PF	TP	A	TO	BLK	S	MIN
SPINKS*	1-3	0-0	1	2	2	0	0	0	0	10
SEXTON*	4-8	0-0	2	3	8	4	3	0	1	24
GORDON*	5-19	3-4	12	3	13	2	1	0	3	34
EDWARDS*	4-13	5-8	7	4	13	4	3	0	1	32
HORTON*	4-8	1-2	5	3	9	0	1	0	1	38
MARSH	1-2	4-4	3	1	6	1	2	0	2	19
FROST	6-10	1-5	8	2	13	1	0	0	0	29
McGHEE	0-0	0-0	0	0	0	0	0	0	0	1
TUGGLE	0-0	0-0	0	0	0	0	0	0	0	1
WEBB	1-3	1-1	2	1	3	0	0	0	0	3
McCRAY	0-0	0-0	0	2	0	0	2	0	0	7
LITTLEJOHN	0-1	0-0	1	0	0	0	0	0	1	2
TEAM			6							
Totals	**26-67**	**15-24**	**47**	**21**	**67**	**12**	**12**	**0**	**9**	**200**
TOTAL FG%	1st Half: 0-0 0.0%		2nd Half: 26-67 38.8%			Game: 38.8%			DEADBALL	
3-Pt. FG%	1st Half: 0-0 0.0%		2nd Half: 0-0 0.0%			Game: 0.0%			REB	
F Throw %	1st Half: 0-0 0.0%		2nd Half: 15-24 62.5%			Game: 62.5%			4	

Louisiana Tech	FG-FGA	FT-FTA	REB	PF	TP	A	TO	BLK	S	MIN
WEATHERSPOON*	4-11	3-3	3	5	11	3	6	0	2	39
HARRISON*	3-11	2-5	8	5	8	1	4	4	0	33
LAWSON*	1-4	0-0	1	2	2	0	1	0	0	17
DAVIS*	0-0	1-3	6	1	1	0	1	1	0	39
LEWIS*	4-11	4-6	7	3	12	1	3	0	2	40
CHAMBLESS	0-0	0-0	0	0	0	0	1	0	0	1
McDONALD	1-1	0-0	0	0	2	0	0	0	0	1
STALL	3-7	2-3	7	4	8	1	3	0	1	23
WESTBROOKS	0-3	0-2	3	0	0	0	1	0	0	7
TEAM			1							
Totals	**16-48**	**12-22**	**36**	**20**	**44**	**6**	**20**	**5**	**5**	**200**
TOTAL FG%	1st Half: 0-0 0.0%		2nd Half: 16-48 33.3%			Game: 33.3%			DEADBALL	
3-Pt. FG%	1st Half: 0-0 0.0%		2nd Half: 0-0 0.0%			Game: 0.0%			REB	
F Throw %	1st Half: 0-0 0.0%		2nd Half: 12-22 54.5%			Game: 54.5%			5	

Attendance: 15,615; Halftime: Tennessee 33, Louisiana Tech 24; Officials: June Courteau, Patty Broderick; Semifinals: Tennessee 74, Long Beach State 64; Louisiana Tech 79, Texas 75.

1989 TITLE GAME STATISTICS

April 2, 1989 • Tacoma, Wash. • Tacoma Dome

Auburn	FG-FGA	3FG-FGA	FT-FTA	REB	PF	TP	A	TO	BLK	S	MIN
THOMPSON*	0-0	0-0	0-0	1	2	0	1	0	0	0	6
TREMITIERE*	1-1	0-0	0-0	1	2	2	0	1	0	0	4
CIAMPI*	0-0	0-0	0-0	0	0	0	0	0	0	0	1
JONES*	5-10	0-1	2-2	4	3	12	2	2	0	2	39
STEVENSON*	0-1	0-1	1-2	0	2	1	0	1	0	0	6
SCRUGGS	2-9	0-1	2-3	0	4	6	0	1	0	0	30
BOLTON	5-11	0-1	0-0	6	4	10	9	7	0	2	36
McGILBERRY	0-2	0-0	0-1	4	2	0	0	3	0	1	18
MAGO	0-0	0-0	0-0	0	0	0	0	0	0	0	6
GODBY	5-11	0-0	3-4	3	4	13	0	1	0	0	20
ORR	8-15	0-0	0-0	11	1	16	0	2	4	1	34
TEAM											
Totals	**26-60**	**0-4**	**8-12**	**30**	**24**	**60**	**12**	**18**	**4**	**6**	**200**
TOTAL FG%	1st Half: 0-0 0.0%		2nd Half: 26-60 43.3%			Game: 43.3%			DEADBALL		
3-Pt. FG%	1st Half: 0-0 0.0%		2nd Half: 0-4 0.0%			Game: 0.0%			REB		
F Throw %	1st Half: 0-0 0.0%		2nd Half: 8-12 66.7%			Game: 66.7%			1,2		

Tennessee	FG-FGA	3FG-FGA	FT-FTA	REB	PF	TP	A	TO	BLK	S	MIN
HEAD*	6-12	0-0	7-9	3	4	19	2	3	0	0	37
FROST*	2-8	0-0	2-3	12	4	6	1	0	5	3	36
McGHEE*	1-3	0-0	1-2	4	0	3	1	2	0	2	22
GORDON*	11-21	0-0	5-6	11	3	27	1	1	0	1	36
McCRAY*	2-10	0-0	2-2	6	1	6	10	3	0	0	35
CLARK	0-1	0-0	0-0	0	0	0	1	2	0	0	4
CHARLES	5-7	0-0	3-4	7	2	13	0	3	2	2	21
CASTEEL	0-0	0-0	0-0	0	0	0	0	0	0	0	1
SCOTT	1-4	0-0	0-0	1	0	2	0	1	0	0	7
HAWHEE	0-0	0-0	0-0	0	0	0	0	0	0	0	1
TEAM				1							
Totals	**28-66**	**0-0**	**20-26**	**45**	**14**	**76**	**16**	**15**	**7**	**8**	**200**
TOTAL FG%	1st Half: 0-0 0.0%		2nd Half: 28-66 42.4%			Game: 42.4%			DEADBALL		
3-Pt. FG%	1st Half: 0-0 0.0%		2nd Half: 0-0 0.0%			Game: 0.0%			REB		
F Throw %	1st Half: 0-0 0.0%		2nd Half: 20-26 76.9%			Game: 76.9%			2,2		

Attendance: 9,758; Halftime: Tennessee 35, Auburn 27; Officials: June Courteau, Patty Broderick; Semifinals: Auburn 76, Louisiana Tech 71; Tennessee 77, Maryland 65.

1991 National Champions

Vindication was finally Tennessee's in the 1991 NCAA women's final, as the Lady Vols downed a talented Virginia Cavalier club, 70-67, in the first NCAA Final Four overtime title game. Virginia had eliminated Tennessee before it could reach the 1990 Women's Final Four – which just happened to be held in Knoxville. But the Lady Vols took New Orleans and their third NCAA title in five years.

The first half was tight, with Tennessee holding a paper-thin 27-26 advantage at the intermission. But the Lady Vols opened up a small lead in the second half. Small lead; small comfort.

Virginia's Dawn Staley, who was named the most outstanding player, led the Virginia comeback to tie the game at 60 at the end of regulation. But the overtime belonged to Tennessee and Dena Head, who scored a championship record 28 points in the final.

Wade Trophy winner Daedra Charles added 19 points and 12 boards for Tennessee and joined Head on the All-Championship Team. Tennessee's effort was also aided by the play of Lisa Harrison, who poured in eight points and 13 boards.

With the victory, the Lady Volunteers kept their streak of odd-year championships going. Tennessee also won national titles in 1987 and 1989.

1991 TITLE GAME STATISTICS

March 31, 1991 • New Orleans, La. • Lakefront Arena

Virginia	FG-FGA	3FG-FGA	FT-FTA	REB	PF	TP	A	TO	BLK	S	MIN
WAGENER*	1-1	0-0	0-1	6	3	2	0	0	1	0	27
CARDOZA*	4-11	1-2	2-2	1	5	11	1	1	0	2	43
STALEY*	11-26	3-5	3-4	11	5	28	6	8	0	3	41
BURGE,*	5-11	0-0	0-3	11	4	10	0	3	1	1	31
REISS,*	3-12	0-1	1-4	1	2	7	4	3	0	0	40
EVANS	0-0	0-0	0-0	0	1	0	0	1	0	0	10
WARD	0-0	0-0	1-2	1	0	1	0	0	0	0	7
BURGE	4-5	0-0	0-1	6	5	8	0	3	1	2	15
SMITH	0-0	0-0	0-2	5	2	0	0	1	0	1	11
TEAM				3							
Totals	**28-66**	**4-8**	**7-19**	**45**	**27**	**67**	**11**	**20**	**3**	**9**	**225**
TOTAL FG%	1st Half: 0-0 0.0%		2nd Half: 0-0 0.0%			Game: 42.4%			D-BALL		
3-Pt. FG%	1st Half: 0-0 0.0%		2nd Half: 0-0 0.0%			Game: 50.0%			REB		
F Throw %	1st Half: 0-0 0.0%		2nd Half: 0-0 0.0%			Game: 36.8%			4		

Tennessee	FG-FGA	3FG-FGA	FT-FTA	REB	PF	TP	A	TO	BLK	S	MIN
ADAMS*	0-7	0-3	2-4	2	3	2	1	2	0	0	37
HEAD*	9-17	0-0	10-14	9	3	28	3	8	0	3	41
HARRISON*	3-10	0-0	2-3	13	3	8	0	2	1	1	36
CHARLES*	7-13	0-0	5-7	12	5	19	0	3	3	2	40
CASTEEL*	1-7	0-0	2-3	5	2	4	1	2	0	0	29
CLARK	0-1	0-0	0-0	0	0	0	0	1	0	0	3
EVANS	3-5	0-0	1-3	2	5	7	0	3	1	0	20
CALDWELL	1-1	0-0	0-1	3	2	2	3	2	0	1	19
TEAM				3							
Totals	**24-61**	**0-3**	**22-35**	**49**	**23**	**70**	**8**	**23**	**5**	**7**	**225**
TOTAL FG%	1st Half: 0-0 0.0%		2nd Half: 0-0 0.0%			Game: 39.3%			D-BALL		
3-Pt. FG%	1st Half: 0-0 0.0%		2nd Half: 0-0 0.0%			Game: 0.0%			REB		
F Throw %	1st Half: 0-0 0.0%		2nd Half: 0-0 0.0%			Game: 62.9%			2		

Attendance: 7,865; Halftime: Tennessee 27, Virginia 26; Officials: Patty Broderick, Lou Pitt; Semifinals: Virginia 61, Connecticut 55; Tennessee 69, Stanford 60.

1996 National Champions

It seemed only fitting that the Lady Vols would win another NCAA crown in the "Queen City" of Charlotte, N.C. And it was equally fitting that the Lady Vols' fourth NCAA title would come over a fierce SEC rival in the Georgia Lady Bulldogs, 83-65.

After the emotionally draining overtime win versus Connecticut, the skeptics wondered if UT would have enough emotional energy left for the title game. They did...and then some. Although Georgia held a modest three point lead early in the game and led by two with 14:11 to go in the first half, it would be their only lead in the title contest. UT senior Latina Davis put the handcuffs on Player of the Year Saudia Roundtree in the first half as the Lady Vols grabbed an early nine point lead, 28-19 with 7:36 to go in the first half. Georgia recovered to trail by just five at the half, 42-37.

In the first three minutes of the second half, UT took off and never looked back. Abby Conklin's trey (her first of four) with 14:55 left gave UT a 16-point lead, 57-41. Davis upped the ante to a 21 point lead with 2:25 showing, 81-60. The celebrating started early as the Final Four MVP, Michelle Marciniak, and All-Tournament Team members Chamique Holdsclaw and Tiffani Johnson left the game to wildly cheering fans. Davis, who held Roundtree to 17 points below her average, was UT's quiet heroine.

On the night, Holdsclaw and Johnson tallied 16 points to lead UT, while Conklin added 14 points, Pashen Thompson a dozen, and Marciniak 10 in the final game of her career.

1996 TITLE GAME STATISTICS

March 31, 1996 • Charlotte, N.C.

Georgia	FG-FGA	3FG-FGA	FT-FTA	OF	DE	REB TOT	PF	TP	A	TO	BLK	S	MIN
FRETT*	10-18	1-1	4-4	6	10	16	1	25	0	2	0	1	37
ROUNDTREE*	3-14	1-7	1-2	0	5	5	1	8	6	6	0	2	37
POWELL*	0-1	0-1	0-0	0	0	0	1	0	1	1	0	1	12
HOLLAND*	4-12	2-8	1-1	1	0	1	4	11	5	2	0	1	33
HENDERSON*	8-15	0-0	0-1	4	3	7	4	16	0	1	2	0	36
IRWIN	1-3	1-3	0-0	0	2	2	0	3	1	1	0	2	16
ANTVORKSOV	0-0	0-0	0-0	0	0	0	2	0	0	0	0	0	3
THOMPSON	0-0	0-0	0-0	0	1	1	0	0	1	0	0	0	1
TAYLOR	0-1	0-1	0-0	0	1	1	0	0	0	0	0	0	1
BUSH	1-4	0-2	0-0	2	0	2	4	2	0	1	0	0	16
WALKER	0-1	0-0	0-0	1	1	2	0	0	0	0	0	0	1
DECKER	0-2	0-1	0-0	1	1	2	4	0	0	0	0	0	6
WELLS	0-0	0-0	0-0	0	0	0	1	0	0	0	0	0	1
TEAM													
Totals	**27-71**	**5-24**	**6-8**	**15**	**24**	**39**	**22**	**65**	**14**	**14**	**2**	**7**	**200**
TOTAL FG%	1st Half: 0-0 0.0%		2nd Half: 27-71 38.0%					Game: 38.0%			DEADBALL		
3-Pt. FG%	1st Half: 0-0 0.0%		2nd Half: 5-24 20.8%					Game: 20.8%			REB		
F Throw %	1st Half: 0-0 0.0%		2nd Half: 6-8 75.0%					Game: 75.0%			1		

Tennessee	FG-FGA	3FG-FGA	FT-FTA	OF	DE	REB TOT	PF	TP	A	TO	BLK	S	MIN
MARCINIAK*	5-13	0-2	0-1	0	4	4	1	10	5	4	0	2	37
JOHNSON*	7-10	0-1	2-2	3	2	5	2	16	1	1	0	0	28
DAVIS*	2-10	0-1	4-8	5	2	7	2	8	8	0	0	4	32
HOLDSCLAW*	6-16	0-0	4-5	5	9	14	0	16	3	1	0	1	34
CONKLIN*	5-8	4-5	0-0	0	4	4	2	14	3	2	0	0	23
SMALLWOOD	0-0	0-0	1-2	1	0	1	0	1	0	0	0	0	1
MILLIGAN	0-1	0-0	0-0	0	0	0	0	0	0	0	0	0	1
GREENE	0-1	0-0	0-0	0	0	0	0	0	0	0	0	0	1
JOLLY	1-1	0-0	0-1	0	0	0	2	2	1	0	0	1	10
LAXTON	2-7	0-0	0-0	2	1	3	1	4	0	1	0	0	12
THOMPSON	4-6	0-0	4-6	5	6	11	3	12	0	2	0	0	21
TEAM				3	2	5				1			
Totals	**32-73**	**4-9**	**15-25**	**24**	**30**	**54**	**13**	**83**	**21**	**12**	**0**	**8**	**200**
TOTAL FG%	1st Half: 0-0 0.0%		2nd Half: 32-73 43.8%					Game: 43.8%			DEADBALL		
3-Pt. FG%	1st Half: 0-0 0.0%		2nd Half: 4-9 44.4%					Game: 44.4%			REB		
F Throw %	1st Half: 0-0 0.0%		2nd Half: 15-25 60.0%					Game: 60.0%			3		

Attendance: 23,291; Halftime: Tennessee 42, Georgia 37; Officials: Sally Bell, Dee Kantner, Violet Palmer; Semifinals: Georgia 86, Stanford 76; Tennessee 88, Connecticut 83 (OT).

1997 National Champions

No team had ever won the NCAA championship coming in with more than six losses. But proving that it's wise to save your best for last, Tennessee took its fifth NCAA championship and second straight title with a 68-59 win over Old Dominion despite entering the tournament with a 23-10 record.

"Of all our runs to a championship, this one is really the most unexpected," said coach Pat Summitt. "It came from a team with tremendous heart and desire."

Tennessee took control quickly at the start of the title game, jumping out to a 20-8 lead. By halftime, the Lady Vols still had a comfortable lead, 34-22.

In the second half, Old Dominion clawed its way back, taking its first lead at 44-43 with 9:06 left in the game. The Lady Monarchs extended the lead to two, 49-47, before Chamique Holdsclaw led the Lady Vols on a 12-2 run to put the game away for Tennessee.

Holdsclaw was a unanimous choice as the most outstanding player, as she poured in 24 points and seven rebounds. Six of her points came during the decisive run at the end of the game. Joining Holdsclaw on the All-Championship team was Kellie Jolly, who only scored five points, but set a championship record with 11 assists in the final game and a Final Four record with 20.

With the win, the Lady Vols earned their fifth national title, played in their seventh championship game and became only the second team to win consecutive championships. (Southern Cal., 1983 and 1984).

1997 TITLE GAME STATISTICS

March 30, 1997 • Cincinnati, Ohio • Riverfront Coliseum

Tennessee	FG-FGA	3FG-FGA	FT-FTA	REB OF	REB DE	REB TOT	PF	TP	A	TO	BLK	S	MIN
JOHNSON*	4-4	0-0	0-0	1	2	3	2	8	2	1	1	0	30+
ELZY*	1-3	0-0	0-1	0	3	3	2	2	1	3	0	1	22+
JOLLY*	1-5	1-3	2-2	0	0	0	2	5	11	9	0	5	35+
HOLDSCLAW*	11-20	0-0	2-3	0	7	7	2	24	3	6	1	2	39+
THOMPSON*	4-4	0-0	0-3	2	4	6	2	8	0	1	0	2	33+
BUTTS	4-7	0-0	0-0	0	2	2	0	8	0	2	0	1	8+
MILLIGAN	0-0	0-0	0-0	0	0	0	0	0	0	0	0	0	0+
GREENE	0-1	0-0	1-2	0	1	1	0	1	0	1	0	0	10+
LAXTON	0-1	0-0	0-0	0	0	0	0	0	0	0	0	0	3+
STEPHENS	0-0	0-0	0-0	0	0	0	1	0	0	0	0	0	2+
CONKLIN	4-5	2-2	2-2	0	1	1	2	12	1	3	0	1	18+
TEAM				4	2	6							
Totals	**29-49**	**3-5**	**7-13**	**7**	**22**	**29**	**13**	**68**	**18**	**26**	**2**	**12**	**200**
TOTAL FG%	1st Half: 0-0 0.0%		2nd Half: 29-49 59.2%				Game: 59.2%				DEADBALL		
3-Pt. FG%	1st Half: 0-0 0.0%		2nd Half: 3-5 60.0%				Game: 60.0%				REBS		
F Throw %	1st Half: 0-0 0.0%		2nd Half: 7-13 53.8%				Game: 53.8%				1		

Old Dominion	FG-FGA	3FG-FGA	FT-FTA	REB OF	REB DE	REB TOT	PF	TP	A	TO	BLK	S	MIN
ROBERTS*	6-8	0-0	1-2	4	5	9	2	13	0	3	0	0	40+
HIMES*	0-1	0-0	0-0	0	0	0	0	0	1	1	0	1	15+
PENICHEIRO*	4-13	0-1	2-2	1	5	6	2	10	8	11	0	8	37+
ANDRADE*	2-7	0-3	0-0	0	0	0	5	4	1	3	0	1	28+
MACHANGUANA*	7-13	0-0	2-2	4	6	10	5	16	4	5	1	3	38+
ELLEN	2-4	1-2	0-0	2	1	3	0	5	0	0	0	1	15+
EBLIN	3-11	3-10	2-4	1	0	1	0	11	1	1	0	1	11+
SMALL	0-0	0-0	0-0	2	1	3	1	0	0	1	0	0	6+
DIAZ	0-5	0-2	0-0	0	0	0	1	0	0	1	0	1	10+
BRADLEY	0-0	0-0	0-0	0	0	0	0	0	0	0	0	0	0+
TEAM				2		2							
Totals	**24-62**	**4-18**	**7-10**	**16**	**18**	**34**	**16**	**59**	**15**	**26**	**1**	**16**	**200**
TOTAL FG%	1st Half: 0-0 0.0%		2nd Half: 24-62 38.7%				Game: 38.7%				DEADBALL		
3-Pt. FG%	1st Half: 0-0 0.0%		2nd Half: 4-18 22.2%				Game: 22.2%				REBS		
F Throw %	1st Half: 0-0 0.0%		2nd Half: 7-10 70.0%				Game: 70.0%				3		

Attendance: 16,714; Halftime: Tennessee 34, Old Dominion 22; Officials: Dee Kantner, Violet Palmer, Yvette McKinney; Semifinals: Old Dominion 83, Stanford 82; Tennessee 80, Notre Dame 66.

1998 National Champions

The 1998 Tennessee Lady Vols will be remembered as history-makers. A perfect 39-0 record and the most wins ever in women's collegiate basketball... an NCAA unprecedented three consecutive titles... and the systematic blowout night-after-night of the opposition.

When the team finally reached the NCAA title game against a dear old rival in Louisiana Tech, the contest started out tight with UT taking an 8-6 lead. Then "the greatest team ever to play the game," according to Louisiana Tech head coach Leon Barmore, exploded out to a 34-11 run over the next seven minutes. The points were coming in bunches to the tune of 63% field goal accuracy as these Lady Vols were on a mission.

By the halftime break, Tennessee led 55-32 and had registered an NCAA record for the most points scored in a half at the Final Four. Leading the way for UT in game 39 were the Three Meeks – MVP Chamique Holdsclaw, Tamika Catchings and Semeka Randall—who collectively tallied 62 points and 25 rebounds in the Lady Vols' 93-75 victory.

Holdsclaw, who scored 25 points and grabbed 10 rebounds, won the top player honors in the final game. She was joined on the All-Tournament Team by Catchings, who recorded 27 points in her first title game, and an honorary "Meek", Kellie Jolly, who added a career-high 20 points.

With the win, the Lady Vols earned their sixth national title, played in their eighth championship game and became the first team to win three consecutive NCAA titles.

1998 TITLE GAME STATISTICS

March 29, 1998 • Kansas City, Mo. • Kemper Arena

Louisiana Tech	FG-FGA	3FG-FGA	FT-FTA	REB OF	REB DE	REB TOT	PF	TP	A	TO	BLK	S	MIN
STALLWORTH*	0-6	0-1	2-2	0	1	1	0	2	9	5	0	2	30
MAXWELL*	7-12	1-3	0-0	3	5	8	3	15	1	3	1	2	37
WILSON*	2-6	0-0	0-0	1	4	5	4	4	0	3	0	3	31
BURRAS*	9-16	0-0	1-5	5	5	10	3	19	0	2	2	2	34
JACKSON*	11-25	4-12	0-0	0	4	4	2	26	5	4	1	2	37
COCHRAN	0-0	0-0	0-0	0	0	0	0	0	0	0	0	0	1
SCHEPPMAN	1-5	1-2	0-0	0	0	0	2	3	2	2	0	0	15
GILMORE	0-0	0-0	2-2	1	0	1	0	2	0	0	1	0	8
BOWMAN	2-3	0-0	0-1	0	0	0	2	4	0	1	2	0	7
TEAM				4	1	5							
Totals	**32-73**	**6-18**	**5-10**	**14**	**20**	**34**	**16**	**75**	**17**	**20**	**7**	**11**	**200**
TOTAL FG%	1st Half: 0-0 0.0%		2nd Half: 32-73 43.8%				Game: 43.8%				DEADBALL		
3-Pt. FG%	1st Half: 0-0 0.0%		2nd Half: 6-18 33.3%				Game: 33.3%				REB.		
F Throw %	1st Half: 0-0 0.0%		2nd Half: 5-10 50.0%				Game: 50.0%				2		

Tennessee	FG-FGA	3FG-FGA	FT-FTA	REB OF	REB DE	REB TOT	PF	TP	A	TO	BLK	S	MIN
JOLLY*	7-10	4-5	2-2	0	4	4	2	20	3	2	1	3	34
RANDALL*	4-9	0-0	2-4	2	6	8	2	10	2	4	0	2	34
HOLDSCLAW*	11-25	0-0	3-4	4	6	10	0	25	6	2	0	1	36
CATCHINGS*	8-16	0-4	11-13	3	4	7	3	27	2	4	0	4	34
STEPHENS*	0-2	0-0	0-0	1	1	2	2	0	0	1	0	0	8
BUTTS	1-1	0-0	0-0	1	0	1	0	2	0	0	0	0	1
ELZY	0-1	0-0	0-0	0	0	0	0	0	0	1	0	0	1
MILLIGAN	0-0	0-0	0-0	0	0	0	0	0	0	0	0	0	1
GREENE	0-0	0-0	0-0	0	0	0	0	0	0	0	0	0	1
LAXTON	0-0	0-0	0-0	0	1	1	0	0	0	1	0	0	1
CLEMENT	3-4	0-0	0-0	0	1	1	1	6	2	3	0	0	15
GETER	1-1	0-0	1-2	2	5	7	3	3	0	1	4	1	34
TEAM				4	2	6							
Totals	**35-69**	**4-9**	**19-25**	**17**	**30**	**47**	**13**	**93**	**15**	**19**	**5**	**11**	**200**
TOTAL FG%	1st Half: 0-0 0.0%		2nd Half: 35-69 50.7%				Game: 50.7%				DEADBALL		
3-Pt. FG%	1st Half: 0-0 0.0%		2nd Half: 4-9 44.4%				Game: 44.4%				REBS		
F Throw %	1st Half: 0-0 0.0%		2nd Half: 19-25 76.0%				Game: 76.0%				3		

Attendance: 17,976; Halftime: Tennessee 55, Louisiana Tech 32; Officials: Sally Bell, Bob Trammell, Wesley Dean; Semifinals: Tennessee 86, Arkansas 58; Louisiana Tech 84, N.C. State 65.

2007 National Champions

On April 3, 2007, the Tennessee Lady Vols captured an elusive seventh national title, beating Rutgers to the ball for second and third shots in a 59-46 win to reclaim their customary place above all other programs.

Parker scored 17 points to lead her squad to a 34-3 final record, but the tournament's most outstanding player got plenty of help from Shannon Bobbitt who scored 13 points — nine of them on three treys in a lightning-quick span in the second half — and Nicky Anosike had 16 rebounds for the Lady Vols, who had 24 offensive boards.

After building a 16-point lead and then holding off a late push by Rutgers, the Lady Vols could finally celebrate, dribbling out the final 30 seconds under the Rutgers basket until Tennessee's players, some in tears, danced at midcourt as orange, blue and gold confetti fell from above.

"To win anything you have to be a tight team," Summitt said. "They believed in each other and they all had one goal, to be here in Cleveland and cut down the nets. I'm real, real proud of this team."

A three-pointer by Rutgers ended a 7-0 UT run that brought the Scarlet Knights to 50-42, but Parker made six straight free throws in 37 seconds to make it 56-44 with 1:08 left. As she went down the floor, Parker looked at the bench where senior Sidney Spencer was crying, knowing all the hard work during the offseason would end the best way possible.

The 2007 NCAA tournament ended the same way it has nearly one-third of the time since it started — with Tennessee setting up ladders to cut down the nets.

2007 TITLE GAME STATISTICS

April 3, 2007 • Cleveland, Ohio • Quicken Loans Arena

Rutgers	FG-FGA	3FG-FGA	FT-FTA	OF	DE	REB TOT	PF	TP	A	TO	BLK	S	MIN
CARSON*	4-11	0-3	0-3	1	5	6	4	8	1	2	0	0	40
ZURICH*	2-6	0-0	0-0	0	1	1	3	4	0	0	1	1	23
VAUGHN*	9-15	0-0	2-3	7	3	10	2	20	2	4	1	3	34
PRINCE*	0-0	0-0	2-4	1	2	3	4	2	2	4	0	0	26
AJAVON*	3-9	2-5	0-0	0	4	4	5	8	1	5	0	1	37
JERNIGAN	0-0	0-0	0-0	0	0	0	0	0	0	0	0	0	1
ADAMS	0-0	0-0	0-0	0	0	0	0	0	0	0	0	0	1
McCURDY	1-3	0-0	0-0	0	1	1	3	2	0	2	0	1	17
RAY	0-3	0-2	0-0	1	1	2	0	0	0	0	0	0	15
JUNAID	1-2	0-0	0-0	1	2	3	1	2	0	0	1	0	6
TEAM						4				1			
Totals	**20-49**	**2-10**	**4-10**	**14**	**20**	**34**	**22**	**46**	**6**	**18**	**3**	**6**	**200**

TOTAL FG%	1st Half: 8-21 38.1%	2nd Half: 12-28 42.9%	Game: 40.8%	D-BALL
3-Pt. FG%	1st Half: 1-3 33.3%	2nd Half: 1-7 14.3%	Game: 20.0%	REB
F Throw %	1st Half: 1-2 50.0%	2nd Half: 3-8 37.5%	Game: 40.0%	3

Tennessee	FG-FGA	3FG-FGA	FT-FTA	OF	DE	REB TOT	PF	TP	A	TO	BLK	S	MIN
SPENCER*	4-12	1-4	2-2	2	0	2	4	11	2	0	0	0	36
PARKER*	5-15	0-0	7-10	2	5	7	3	17	3	2	0	0	39
ANOSIKE*	2-9	0-0	0-5	10	6	16	2	4	2	1	0	1	34
BOBBITT*	4-9	4-8	1-2	2	1	3	1	13	0	1	0	3	32
HORNBUCKLE*	2-8	0-3	0-0	3	4	7	2	4	1	7	0	2	37
REDDING	0-0	0-0	0-0	0	0	0	0	0	0	0	0	0	1
AUGUSTE	3-5	0-0	4-4	4	1	5	1	10	1	0	0	1	15
FULLER	0-0	0-0	0-0	0	0	0	0	0	0	1	0	0	6
TEAM						2							
Totals	**20-58**	**5-15**	**14-23**	**24**	**18**	**42**	**13**	**59**	**9**	**12**	**0**	**7**	**200**

TOTAL FG%	1st Half: 11-30 36.7%	2nd Half: 9-28 32.1%	Game: 34.5%	D-BALL
3-Pt. FG%	1st Half: 2-6 33.3%	2nd Half: 3-9 33.3%	Game: 33.3%	REB
F Throw %	1st Half: 5-9 55.6%	2nd Half: 9-14 64.3%	Game: 60.9%	3

Attendance: 20,704; Halftime: Tennessee 29, Rutgers 28; Officials: Lisa Mattingly, Tina Napier, Michael Price; Semifinals: Rutgers 59, LSU 35; Tennessee 56, North Carolina 50

2008 National Champions

On April 8, 2008, the "under-rated" Tennessee Lady Vols captured their eighth national title, defeating Stanford 64-48. Incredible defensive pressure by UT forced 25 Cardinal turnovers which the Big Orange converted into 26 points.

"They came out with a great mentality to play hard, especially on the defensive end," Pat Summitt said. "On offense, we got more people involved, but it was our defense that got it done."

Tennessee standout Candace Parker, despite playing with a dislocated shoulder, scored 17 points and grabbed nine rebounds to help the Lady Vols capture their second straight championship, but unlike earlier games in the tournament when she had to carry the Lady Vols, her supporting cast came through. Shannon Bobbitt scored 13 points and Nicky Anosike added 12 points, eight rebounds and six steals for the Lady Vols. Freshman Vicki Baugh had eight points before tearing her ACL in the second half.

Bobbitt scored all of her points in the first half as the Lady Vols jumped out to a 37-29 advantage. Trailing by one early, Tennessee used a 13-4 run to take a 17-9 lead midway through the half. Bobbitt hit two three-pointers and made a nifty layup to cap the spurt. The teams traded baskets before two free throws by Bobbitt gave the Lady Vols a 35-25 lead - their biggest of the half.

Parker didn't shoot nearly as many jumpers as usual, instead taking the ball to the basket on an array of moves. She converted one steal in the second half into a pretty layup that gave the Lady Vols a 10-point advantage. She then followed it up with a three-point play on a driving layup. The Cardinal, who had a season low for points, would get no closer than eight the rest of the way. With the game in hand and a minute left, Parker went to the Tennessee bench for the final time, holding up four fingers on each hand to signify the eight titles the Lady Vols have won.

"One is disputable, but two, you can't stumble onto two national championships, so we're pretty good," Parker said.

2008 TITLE GAME STATISTICS

April 8, 2008 - Tampa, Fla. - St. Pete Times Forum

Stanford	FG-FGA	3FG-FGA	FT-FTA	OF	DE	REB TOT	PF	TP	A	TO	BLK	S	MIN
PEDERSEN	2-7	0-2	3-4	2	8	10	4	7	0	2	0	0	37
APPEL	6-13	0-0	4-10	3	2	5	5	16	3	4	0	1	36
HONES	2-5	1-2	0-0	0	2	2	2	5	3	4	0	0	34
WIGGINS	6-16	2-5	0-0	1	3	4	3	14	1	6	0	4	39
GOLD-ONWUDE	1-2	0-0	0-0	0	3	3	2	2	0	4	0	1	16
PIERCE	0-0	0-0	0-0	0	0	0	0	0	0	0	0	0	2
DONAGHE	0-0	0-0	0-0	0	0	0	0	0	0	0	0	0	0+
POHLEN	0-2	0-1	0-0	0	1	1	1	0	0	1	0	0	11
CIMINO	0-0	0-0	0-0	0	0	0	0	0	0	0	0	0	0+
CLYBURN	0-1	0-1	0-0	0	0	0	0	0	0	0	0	0	1
HARMON	2-3	0-0	0-0	2	2	4	4	4	1	3	0	1	24
TEAM				3	4	7				1			
Totals	**19-49**	**3-11**	**7-14**	**11**	**25**	**36**	**21**	**48**	**8**	**25**	**0**	**7**	**200**

TOTAL FG%	1st Half: 12-25 48.0%	2nd Half: 7-24 29.2%	Game: 38.8%	DEADBALL
3-Pt. FG%	1st Half: 3-5 60.0%	2nd Half: 0-6 0.0%	Game: 27.3%	REB.
F Throw %	1st Half: 2-4 50.0%	2nd Half: 5-10 50.0%	Game: 50.0%	2

Tennessee	FG-FGA	3FG-FGA	FT-FTA	OF	DE	REB TOT	PF	TP	A	TO	BLK	S	MIN
PARKER	5-10	0-0	7-11	1	8	9	2	17	1	4	1	4	37
AUGUSTE	3-7	0-0	1-2	3	4	7	4	7	2	3	0	1	39
ANOSIKE	6-11	0-0	0-1	3	5	8	3	12	0	2	1	6	29
BOBBITT	4-12	3-8	2-2	0	0	0	0	13	0	3	0	0	37
HORNBUCKLE	1-7	0-0	4-5	0	1	1	3	6	3	2	0	1	28
BJORKLUND	0-5	0-1	0-0	1	0	1	0	0	0	0	0	1	15
SMALLBONE	0-0	0-0	1-2	0	1	1	0	1	0	0	0	0	1
BAUGH	3-4	0-0	2-2	3	1	4	2	8	0	0	0	0	13
FULLER	0-0	0-0	0-0	0	0	0	0	0	0	0	0	0	1
TEAM				3	4	7							
Totals	**22-56**	**3-9**	**17-25**	**14**	**24**	**38**	**14**	**64**	**6**	**14**	**2**	**13**	**200**

TOTAL FG%	1st Half: 13-29 44.8%	2nd Half: 9-27 33.3%	Game: 39.3%	DEADBALL
3-Pt. FG%	1st Half: 3-6 50.0%	2nd Half: 0-3 0.0%	Game: 33.3%	REB.
F Throw %	1st Half: 8-11 72.7%	2nd Half: 9-14 64.3%	Game: 68.0%	3

Attendance: 21,655; Halftime: Tennessee 37, Stanford 29; Officials: Dee Kantner, Eric Brewton, Denise Brooks; Semifinals: Stanford 82, Connecticut 73; Tennessee 47, LSU 46

SEC HISTORY

2019 FINAL SEC TEAM STATISTICS

STANDINGS

TEAM	SEC	PCT.	ALL	PCT.
Mississippi State*	15-1	.938	33-3	.917
South Carolina	13-3	.813	23-10	.697
Texas A&M	12-4	.750	26-8	.765
Kentucky	11-5	.687	25-8	.758
Missouri	10-6	.625	24-11	.686
Auburn	9-7	.563	22-10	.688
Georgia	9-7	.563	18-12	.600
Tennessee	**7-9**	**.438**	**19-13**	**.594**
LSU	7-9	.438	16-13	.552
Arkansas	6-10	.375	22-15	.595
Alabama	5-11	.313	14-17	.452
Ole Miss	3-13	.187	9-22	.290
Florida	3-13	.187	8-23	.258
Vanderbilt	2-14	.125	7-23	.233

SCORING OFFENSE

	TEAM	G	RECORD	PTS	AVG/G
1.	Mississippi State	36	33-3	3103	86.2
2.	South Carolina	33	23-10	2486	75.3
3.	**Tennessee**	**32**	**19-13**	**2388**	**74.6**
4.	Arkansas	37	22-15	2736	73.9
5.	Auburn	32	22-10	2292	71.6
6.	Kentucky	33	25-8	2362	71.6
7.	Texas A&M	34	26-8	2372	69.8
8.	Georgia	30	18-12	2051	68.4
9.	Missouri	35	24-11	2306	65.9
10.	Vanderbilt	30	7-23	1935	64.5
11.	Alabama	31	14-17	1974	63.7
12.	LSU	29	16-13	1790	61.7
13.	Florida	31	8-23	1883	60.7
14.	Ole Miss	31	9-22	1832	59.1

SCORING DEFENSE

	TEAM	G	PTS	AVG/G
1.	LSU	29	1630	56.2
2.	Mississippi State	36	2096	58.2
3.	Missouri	35	2056	58.7
4.	Kentucky	33	1952	59.2
5.	Georgia	30	1802	60.1
6.	Texas A&M	34	2052	60.4
7.	Auburn	32	2035	63.6
8.	Alabama	31	2006	64.7
9.	South Carolina	33	2204	66.8
10.	Ole Miss	31	2083	67.2
11.	**Tennessee**	**32**	**2211**	**69.1**
12.	Arkansas	37	2584	69.8
13.	Florida	31	2169	70.0
14.	Vanderbilt	30	2123	70.8

SCORING MARGIN

	TEAM	G	OFF	DEF	MARGIN
1.	Mississippi State	36	86.2	58.2	+28.0
2.	Kentucky	33	71.6	59.2	+12.4
3.	Texas A&M	34	69.8	60.4	+9.4
4.	South Carolina	33	75.3	66.8	+8.5
5.	Georgia	30	68.4	60.1	+8.3
6.	Auburn	32	71.6	63.6	+8.0
7.	Missouri	35	65.9	58.7	+7.1
8.	**Tennessee**	**32**	**74.6**	**69.1**	**+5.5**
9.	LSU	29	61.7	56.2	+5.5
10.	Arkansas	37	73.9	69.8	+4.1
11.	Alabama	31	63.7	64.7	-1.0
12.	Vanderbilt	30	64.5	70.8	-6.3
13.	Ole Miss	31	59.1	67.2	-8.1
14.	Florida	31	60.7	70.0	-9.2

FIELD GOAL PCT.

	TEAM	G	FG	FGA	PCT
1.	Mississippi State	36	1165	2365	.493
2.	Missouri	35	799	1791	.446
3.	Georgia	30	809	1850	.437
4.	Texas A&M	34	861	1975	.436
5.	South Carolina	33	899	2072	.434
6.	**Tennessee**	**32**	**900**	**2092**	**.430**
7.	Vanderbilt	30	727	1693	.429
8.	LSU	29	675	1587	.425
9.	Auburn	32	843	2017	.418
10.	Kentucky	33	852	2072	.411
11.	Arkansas	37	961	2415	.398
12.	Alabama	31	708	1788	.396
13.	Ole Miss	31	676	1745	.387
14.	Florida	31	684	1823	.375

FIELD GOAL PCT. DEFENSE

	TEAM	G	FG	FGA	PCT
1.	Missouri	35	748	2022	.370
2.	Texas A&M	34	776	2090	.371
3.	Georgia	30	641	1710	.375
4.	Mississippi State	36	768	2012	.382
5.	Alabama	31	741	1880	.394
6.	South Carolina	33	816	2063	.396
7.	Ole Miss	31	741	1872	.396
8.	LSU	29	601	1517	.396
9.	Kentucky	33	708	1722	.411
10.	Arkansas	37	966	2334	.414
11.	**Tennessee**	**32**	**818**	**1973**	**.415**
12.	Auburn	32	708	1687	.420
13.	Florida	31	825	1854	.445
14.	Vanderbilt	30	782	1741	.449

FREE THROW PCT.

	TEAM	G	FT	FTA	PCT
1.	Kentucky	33	424	569	.745
2.	Missouri	35	416	560	.743
3.	Mississippi State	36	588	803	.732
4.	South Carolina	33	495	678	.730
5.	Arkansas	37	518	710	.730
6.	Auburn	32	413	584	.707
7.	Ole Miss	31	312	442	.706
8.	Texas A&M	34	517	737	.701
9.	**Tennessee**	**32**	**421**	**606**	**.695**
10.	Vanderbilt	30	353	512	.689
11.	Alabama	31	372	541	.688
12.	Georgia	30	300	447	.671
13.	Florida	31	280	424	.660
14.	LSU	29	352	569	.619

3-POINT FG PCT.

	TEAM	G	3FG	3FGA	PCT
1.	Mississippi State	36	185	490	.378
2.	Kentucky	33	234	642	.364
3.	Missouri	35	292	811	.360
4.	Vanderbilt	30	128	377	.340
5.	Texas A&M	34	133	392	.339
6.	South Carolina	33	193	593	.325
7.	**Tennessee**	**32**	**167**	**514**	**.325**
8.	Arkansas	37	296	923	.321
9.	Ole Miss	31	168	532	.316
10.	Auburn	32	193	613	.315
11.	Alabama	31	186	600	.310
12.	Georgia	30	133	435	.306
13.	Florida	31	235	788	.298
14.	LSU	29	88	299	.294

REBOUNDING MARGIN

	TEAM	G	TEAM	OPP	MAR
1.	Mississippi State	36	1536	1076	+12.8
2.	**Tennessee**	**32**	**1375**	**1101**	**+8.6**
3.	Texas A&M	34	1396	1176	+6.5
4.	Georgia	30	1195	1033	+5.4
5.	LSU	29	1062	907	+5.3
6.	Missouri	35	1242	1142	+2.9
7.	Alabama	31	1214	1144	+2.3
8.	South Carolina	33	1271	1229	+1.3
9.	Vanderbilt	30	1016	1019	-0.1
10.	Auburn	32	1105	1138	-1.0
11.	Ole Miss	31	1113	1195	-2.6
12.	Florida	31	1093	1177	-2.7
13.	Kentucky	33	1119	1212	-2.8
14.	Arkansas	37	1353	1605	-6.8

2019 FINAL SEC TEAM STATISTICS

BLOCKED SHOTS

	TEAM	G	NO	AVG/G
1.	South Carolina	33	211	6.39
2.	Georgia	30	178	5.93
3.	Mississippi State	36	197	5.47
4.	Arkansas	37	146	3.95
5.	Texas A&M	34	120	3.53
6.	Kentucky	33	112	3.39
7.	Missouri	35	113	3.23
8.	Alabama	31	95	3.06
	Ole Miss	31	95	3.06
10.	**Tennessee**	**32**	**95**	**2.97**
11.	LSU	29	78	2.69
12.	Auburn	32	75	2.34
13.	Vanderbilt	30	53	1.77
14.	Florida	31	34	1.10

ASSISTS

	TEAM	G	NO	AVG/G
1.	Mississippi State	36	592	16.44
2.	Georgia	30	483	16.10
3.	**Tennessee**	**32**	**454**	**14.19**
4.	Missouri	35	491	14.03
5.	Vanderbilt	30	414	13.80
6.	Kentucky	33	437	13.24
7.	South Carolina	33	428	12.97
8.	Texas A&M	34	425	12.50
9.	LSU	29	361	12.45
10.	Ole Miss	31	385	12.42
11.	Auburn	32	395	12.34
12.	Alabama	31	359	11.58
13.	Arkansas	37	427	11.54
14.	Florida	31	339	10.94

STEALS

	TEAM	G	NO	AVG/G
1.	Auburn	32	393	12.28
2.	Kentucky	33	355	10.76
3.	LSU	29	265	9.14
4.	Mississippi State	36	314	8.72
5.	Arkansas	37	315	8.51
6.	Georgia	30	246	8.20
7.	South Carolina	33	267	8.09
8.	**Tennessee**	**32**	**253**	**7.91**
9.	Alabama	31	213	6.87
10.	Texas A&M	34	206	6.06
11.	Missouri	35	210	6.00
12.	Florida	31	185	5.97
13.	Ole Miss	31	183	5.90
14.	Vanderbilt	30	171	5.70

2019 FINAL SEC INDIVIDUAL STATISTICS

SCORING

	PLAYER-TEAM	G	FG	3FG	FT	PTS	AVG/G
1.	Chennedy Carter-AM	29	238	58	142	676	23.3
2.	Chelsea Dungee-AR	37	232	66	229	759	20.5
3.	Crystal Allen-UM	31	177	80	137	571	18.4
4.	Teaira McCowan-MS	36	251	0	160	662	18.4
5.	Sophie Cunningham-MO	35	194	85	151	624	17.8
6.	Funda Nakkasoglu-UF	29	167	84	64	482	16.6
7.	Rhyne Howard-UK	32	190	74	71	525	16.4
8.	Anriel Howard-MS	36	229	29	103	590	16.4
9.	Mariella Fasoula-VU	30	202	0	74	478	15.9
10.	Kayla Wells-AM	34	176	43	119	514	15.1

REBOUNDS

	PLAYER-TEAM	G	OFF	DEF	TOT	AVG/G
1.	Teaira McCowan-MS	36	206	281	487	13.5
2.	N'dea Jones-AM	34	113	271	384	11.3
3.	Ayana Mitchell-LS	29	116	188	304	10.5
4.	Unique Thompson-AU	32	143	187	330	10.3
5.	Anriel Howard-MS	36	120	181	301	8.4
6.	Ciera Johnson-AM	34	113	171	284	8.4
7.	Caliya Robinson-UG	30	79	169	248	8.3
8.	**Rennia Davis-UT**	**31**	**68**	**172**	**240**	**7.7**
9.	Delicia Washington-UF	28	54	160	214	7.6
10.	**Cheridene Green-UT**	**32**	**113**	**131**	**244**	**7.6**

FIELD GOAL PCT. (min 5.0 FGM per game)

	PLAYER-TEAM	G	FG	FGA	PCT
1.	Teaira McCowan-MS	36	251	379	.662
2.	Ayana Mitchell-LS	29	147	261	.563
3.	Mariella Fasoula-VU	30	202	375	.539
4.	Anriel Howard-MS	36	229	447	.512
5.	Caliya Robinson-UG	30	184	372	.495
6.	Jordan Danberry-MS	36	201	416	.483
7.	Sophie Cunningham-MO	35	194	403	.481
8.	Kayla Wells-AM	34	176	368	.478
9.	Funda Nakkasoglu-UF	29	167	363	.460
10.	**Rennia Davis-UT**	**31**	**173**	**379**	**.456**

3-POINT FG PCT. (min 2.0 3FGM per game)

	PLAYER-TEAM	G	3FG	3FGA	PCT
1.	Maci Morris-UK	32	75	166	.452
2.	Andra Espinoza-Hunte-MS	34	68	161	.422
3.	Funda Nakkasoglu-UF	29	84	200	.420
4.	Sophie Cunningham-MO	35	85	211	.403
5.	Cierra Walker-VU	30	70	178	.393
6.	Rhyne Howard-UK	32	74	191	.387
7.	Chennedy Carter-AM	29	58	165	.352

FREE THROW PCT.

	PLAYER-TEAM	G	FT	FTA	PCT
1.	**Rennia Davis-UT**	**31**	**83**	**97**	**.856**
2.	Sophie Cunningham-MO	35	151	180	.839
3.	Chelsea Dungee-AR	37	229	275	.833
4.	Crystal Allen-UM	31	137	165	.830
5.	Taylor Murray-UK	32	94	115	.817
6.	Kayla Wells-AM	34	119	147	.810
7.	Janiah McKay-AU	32	134	171	.784
8.	Te'A Cooper-SC	30	77	101	.762
9.	Teaira McCowan-MS	36	160	211	.758
10.	Ciera Johnson-AM	34	85	117	.726

ASSISTS

	PLAYER-TEAM	G	ASSISTS	AVG/G
1.	Taja Cole-UG	29	202	6.97
2.	Jazzmun Holmes-MS	36	202	5.61
3.	Tyasha Harris-SC	33	176	5.33
4.	**Evina Westbrook-UT**	**31**	**163**	**5.26**
5.	Khayla Pointer-LS	29	131	4.52
6.	Mimi Reid-UM	29	126	4.34
7.	Janiah McKay-AU	32	134	4.19
8.	Taylor Murray-UK	32	123	3.84
9.	Shambria Washington-AM	34	120	3.53
10.	Jordan Danberry-MS	36	125	3.47

STEALS

	PLAYER-TEAM	G	STEALS	AVG/G
1.	Taylor Murray-UK	32	103	3.22
2.	Daisa Alexander-AU	32	74	2.31
3.	Janiah McKay-AU	32	69	2.16
4.	Rhyne Howard-UK	32	68	2.13
5.	Jazzmun Holmes-MS	36	73	2.03
6.	Crystal Primm-AU	32	60	1.88
7.	Jordan Danberry-MS	36	65	1.81
8.	Unique Thompson-AU	32	57	1.78
9.	Taja Cole-UG	29	50	1.72
10.	Tyasha Harris-SC	33	55	1.67

BLOCKED SHOTS

	PLAYER-TEAM	G	BLOCKS	AVG/G
1.	Caliya Robinson-UG	30	74	2.47
2.	Teaira McCowan-MS	36	87	2.42
3.	M. Herbert Harrigan-SC	33	71	2.15
4.	Jenna Staiti-UG	30	48	1.60
5.	Faustine Aifuwa-LS	29	44	1.52
6.	Kiara Williams-AR	37	54	1.46
7.	Jhileiya Dunlap-UM	24	34	1.42

TENNESSEE AT THE TOP OF THE SEC (35 TITLES)

18 REGULAR SEASON & 17 TOURNAMENT CHAMPIONSHIPS

Year	Champion	SEC	Overall	Coach	Tournament Champion (Site)	Coach
1980^	**TENNESSEE**		33-5	Pat Head	**TENNESSEE** (Knoxville, Tenn.)	Pat Head
1981	Auburn		26-7	Joe Ciampi	Auburn (Baton Rouge, La.)	Joe Ciampi
1982	Kentucky		24-8	Terry Hall	Kentucky (Lexington, Ky.)	Terry Hall
1983	Georgia	4-4	27-7	Andy Landers	Georgia (Athens, Ga.)	Andy Landers
1984	Georgia	7-1	30-3	Andy Landers	Georgia (Athens, Ga.)	Andy Landers
1985^	**TENNESSEE**	4-4	22-10	Pat Summitt	**TENNESSEE** (Oxford, Miss.)	Pat Summitt
1986	Georgia	9-0	30-2	Andy Landers	Georgia (Athens, Ga.)	Andy Landers
1987	Auburn	8-1	31-2	Joe Ciampi	Auburn (Albany, Ga.)	Joe Ciampi
1988	Auburn	9-0	32-3	Joe Ciampi	**TENNESSEE** (Albany, Ga.)	Pat Summitt
1989	Auburn	9-0	32-2	Joe Ciampi	**TENNESSEE** (Albany, Ga.)	Pat Summitt
1990	**TENNESSEE**	8-1	27-6	Pat Summitt	Auburn (Albany, Ga.)	Joe Ciampi
1991	Georgia	9-0	28-4	Andy Landers	LSU (Albany, Ga.)	Sue Gunter
1992	Mississippi	11-0	29-3	Van Chancellor	**TENNESSEE** (Albany, Ga.)	Pat Summitt
1993	**TENNESSEE**	11-0	29-3	Pat Summitt	Vanderbilt (Chattanooga, Tenn.)	Jim Foster
1994^	**TENNESSEE**	11-0	31-2	Pat Summitt	**TENNESSEE** (Chattanooga, Tenn.)	Pat Summitt
1995	**TENNESSEE**	11-0	34-3	Pat Summitt	Vanderbilt (Chattanooga, Tenn.)	Jim Foster
1996	Georgia	10-1	28-5	Andy Landers	**TENNESSEE** (Chattanooga, Tenn.)	Pat Summitt
1997	Georgia	11-1	25-6	Andy Landers	Auburn (Chattanooga, Tenn.)	Joe Ciampi
1998^	**TENNESSEE**	14-0	39-0	Pat Summitt	**TENNESSEE** (Columbus, Ga.)	Pat Summitt
1999^	**TENNESSEE**	13-1	31-3	Pat Summitt	**TENNESSEE** (Chattanooga, Tenn.)	Pat Summitt
2000^	***TENNESSEE**	13-1	33-4	Pat Summitt	**TENNESSEE** (Chattanooga, Tenn.)	Pat Summitt
	*Georgia	13-1	32-4	Andy Landers		
2001	**TENNESSEE**	14-0	31-3	Pat Summitt	Georgia (Memphis, Tenn.)	Andy Landers
2002	**TENNESSEE**	13-1	29-5	Pat Summitt	Vanderbilt (Nashville, Tenn.)	Jim Foster
2003	**TENNESSEE**	14-0	33-5	Pat Summitt	LSU (North Little Rock, Ark.)	Sue Gunter
2004	**TENNESSEE**	14-0	31-4	Pat Summitt	Vanderbilt (Nashville, Tenn.)	Melanie Balcomb
2005	LSU	14-0	33-3	Pokey Chatman	**TENNESSEE** (Greenville, S.C.)	Pat Summitt
2006	LSU	13-1	31-4	Pokey Chatman	**TENNESSEE** (North Little Rock, Ark.)	Pat Summitt
2007	**TENNESSEE**	14-0	34-3	Pat Summitt	Vanderbilt (Duluth, Ga.)	Melanie Balcomb
2008	LSU	14-0	31-6	Van Chancellor	**TENNESSEE** (Nashville, Tenn.)	Pat Summitt
2009	Auburn	12-2	30-4	Nell Fortner	Vanderbilt (North Little Rock, Ark.)	Melanie Balcomb
2010^	**TENNESSEE**	15-1	32-3	Pat Summitt	**TENNESSEE** (Duluth, Ga.)	Pat Summitt
2011^	**TENNESSEE**	16-0	34-3	Pat Summitt	**TENNESSEE** (Nashville, Tenn.)	Pat Summitt
2012	Kentucky	13-3	28-7	Matthew Mitchell	**TENNESSEE** (Nashville, Tenn.)	Pat Summitt
2013	**TENNESSEE**	14-2	27-8	Holly Warlick	Texas A&M (Duluth, Ga.)	Gary Blair
2014	South Carolina	14-2	29-5	Dawn Staley	**TENNESSEE** (Duluth, Ga.)	Holly Warlick
2015	*South Carolina	15-1	34-3	Dawn Staley	South Carolina (Little Rock, Ark.)	Dawn Staley
	***TENNESSEE**	15-1	30-6	Holly Warlick		
2016	South Carolina	16-0	33-2	Dawn Staley	South Carolina (Jacksonville, Fla.)	Dawn Staley
2017	South Carolina	14-2	33-4	Dawn Staley	South Carolina (Greenville, S.C.)	Dawn Staley
2018	Mississippi St.	16-0	37-2	Vic Schaefer	South Carolina (Nashville, Tenn.)	Dawn Staley
2019	Mississippi St.	15-1	33-3	Vic Schaefer	Mississippi State (Greenville, S.C.)	Vic Schaefer

* tied for regular season championship ^ Swept SEC regular season and tournament titles (eight times)

SEC TOURNAMENT RECORDS
(1980-2019)

Team	Years	Won	Lost	Pct.	Titles
TENNESSEE	**40**	**79**	**23**	**.775**	**17**
Texas A&M	7	10	6	.625	1
Vanderbilt	40	48	34	.586	6
Georgia	40	48	36	.571	4
Auburn	40	38	38	.500	4
LSU	40	36	39	.480	2
Kentucky	40	35	40	.467	1
South Carolina	28	20	24	.455	4
Alabama	40	28	40	.412	0
Ole Miss	39*	27	39	.409	0
Mississippi State	40	24	39	.381	1
Florida	39*	21	39	.350	0
Arkansas	28	15	28	.349	0
Missouri	7	3	7	.300	0

^ Ole Miss (2013), Florida (1982) did not participate in tourney

ALL-TIME RECORDS
(According to Schools' Media Guides)

Team	Years	Won	Lost	Pct.
TENNESSEE	**74**	**1363**	**333**	**.804**
Georgia	45	980	428	.696
LSU	43	922	464	.665
Auburn	48	935	480	.661
Vanderbilt	41	839	475	.639
South Carolina	45	853	526	.619
Kentucky	45	823	540	.604
Ole Miss	44	832	548	.603
Arkansas	43	770	517	.598
Missouri	43	785	566	.581
Texas A&M	44	809	589	.579
Alabama	44	756	594	.560
Florida	44	740	594	.555
Mississippi State	44	723	615	.540

ALL-TIME SEC STANDINGS
(Regular-Season Games Only, 1982-2019)

Team	Years	Won	Lost	Pct.	Titles
TENNESSEE	**37**	**395**	**78**	**.835**	**18**
Texas A&M	7	77	35	.688	0
Georgia	37	306	167	.647	7
LSU	37	276	197	.584	3
Missouri	7	59	53	.527	0
Vanderbilt	37	245	228	.518	0
Auburn	37	236	237	.499	5
South Carolina	28	186	209	.471	4
Kentucky	37	216	257	.457	2
Florida	37	197	276	.416	0
Mississippi State	37	188	285	.397	2
Ole Miss	37	185	288	.391	1
Arkansas	28	141	254	.357	0
Alabama	37	164	309	.347	0

SERIES RECORDS /// THROUGH 2018-19 SEASON

	UA	AR	AU	UF	UG	UK	LSU	UM	MSU	MO	USC	UT	TAMU	VU
UA		15-23	38-53	31-29	12-40	17-31	19-41	26-34	36-22	4-7	15-25	7-49	0-8	16-34
AR	23-15		15-23	10-28	6-34	13-24	16-33	19-26	18-20	11-12	18-18	4-30	22-11	10-25
AU	53-38	23-15		38-21	19-30	26-23	33-22	36-25	35-22	5-7	21-24	11-45	0-13	22-28
UF	29-31	28-10	21-39		17-57	25-31	14-29	21-19	25-24	1-8	20-19	4-52	1-9	25-32
UG	40-12	34-6	30-19	57-17		37-19	26-21	35-13	28-18	8-5	33-17	17-50	3-6	39-27
UK	31-17	24-13	23-26	31-25	19-37		17-33	18-23	27-21	7-4	34-31	12-55	4-6	25-29
LSU	41-19	33-16	22-33	30-13	21-26	33-17		36-22	47-12	9-3	22-13	15-48	12-13	21-28
UM	34-26	26-19	25-36	19-22	13-35	23-18	22-36		63-34	1-9	18-22	8-46	2-8	17-34
MSU	22-36	20-18	22-35	24-25	18-28	21-27	12-47	34-63		8-2	19-21	6-37	7-4	21-36
MO	7-4	11-12	7-5	8-1	5-8	4-7	3-9	9-1	3-8		3-6	3-9	10-18	7-2
USC	25-15	18-18	24-21	19-20	17-33	31-34	13-22	22-18	21-19	6-3		8-48	6-3	16-21
UT	49-7	30-4	45-11	52-4	51-17	55-12	50-15	46-8	37-6	9-3	50-8		8-5	72-10
TAMU	8-0	11-22	13-0	9-1	6-3	6-4	14-13	8-2	4-7	18-10	3-6	5-8		7-4
VU	34-16	25-10	28-22	32-25	27-39	29-25	28-21	34-17	36-21	2-7	21-16	10-72	4-7	

TENNESSEE'S SEC TOURNAMENT HISTORY

1980 SEC TOURNAMENT — KNOXVILLE, TENNESSEE
SECOND ROUND: Tennessee def. Florida, 118-44 (2-8-80)
SEMIFINALS: Tennessee def. Auburn, 72-61 (2-9-80)
FINALS: **Tennessee def. Mississippi, 85-71 (2-10-80)**

1981 SEC TOURNAMENT — BATON ROUGE, LOUISIANA
SECOND ROUND: Alabama def. Tennessee, 77-71 (1-30-81)

1982 SEC TOURNAMENT — LEXINGTON, KENTUCKY
SECOND ROUND: Tennessee def. Vanderbilt, 80-75 (2-26-82)
SEMIFINALS: Tennessee def. Georgia, 55-44 (2-27-82)
FINALS: Kentucky def. Tennessee, 80-74 (2-28-82)

1983 SEC TOURNAMENT — KNOXVILLE, TENNESSEE
SECOND ROUND: Tennessee def. Alabama, 91-73 (3-4-83)
SEMIFINALS: Georgia def. Tennessee, 71-65 (3-5-83)
CONSO-FINALS: Tennessee def. Auburn, 83-75 (3-6-83)

1984 SEC TOURNAMENT — ATHENS, GEORGIA
SECOND ROUND: Alabama def. Tennessee, 85-66 (3-3-84)

1985 SEC TOURNAMENT — OXFORD, MISSISSIPPI
SECOND ROUND: Tennessee def. Louisiana State, 85-78 (2-27-85)
SEMIFINALS: Tennessee def. Ole Miss, 79-71 (3-3-85)
FINALS: **Tennessee def. Auburn, 63-60 (3-4-85)**

1986 SEC TOURNAMENT — ATHENS, GEORGIA
SECOND ROUND: Mississippi def. Tennessee, 83-78 (2-28-86)

1987 SEC TOURNAMENT — ALBANY, GEORGIA
SECOND ROUND: Tennessee def. Louisiana State, 64-63 (3-5-87)
SEMIFINALS: Auburn def. Tennessee, 102-96 (3-6-87)

1988 SEC TOURNAMENT — ALBANY, GEORGIA
SECOND ROUND: Tennessee def. Kentucky, 100-66 (3-5-88)
SEMIFINALS: Tennessee def. Georgia, 82-76 (3-6-88)
FINALS: **Tennessee def. Auburn, 73-70 (3-7-88)**

1989 SEC TOURNAMENT — ALBANY, GEORGIA
SECOND ROUND: Tennessee def. Alabama, 89-61 (3-4-89)
SEMIFINALS: Tennessee def. Mississippi, 82-60 (3-5-89)
FINALS: **Tennessee def. Auburn, 66-51 (3-6-89)**

1990 SEC TOURNAMENT — ALBANY, GEORGIA
SECOND ROUND: Tennessee def. Florida, 81-56 (3-3-90)
SEMIFINALS: Tennessee def. Georgia, 73-54 (3-4-90)
FINALS: Auburn def. Tennessee, 78-77 (3-5-90)

1991 SEC TOURNAMENT — ALBANY, GEORGIA
SECOND ROUND: Tennessee def. Vanderbilt, 62-60 (3-2-91)
SEMIFINALS: Tennessee def. Auburn, 70-62 (3-3-91)
FINALS: Louisiana State def. Tennessee, 80-75 (3-4-91)

1992 SEC TOURNAMENT — ALBANY, GEORGIA
SECOND ROUND: Tennessee def. Louisiana State, 70-65 (3-7-92)
SEMIFINALS: Tennessee def. Kentucky, 90-84 (3-8-92)
FINALS: **Tennessee def. Georgia, 73-66 (3-9-92)**

1993 SEC TOURNAMENT — CHATTANOOGA, TENNESSEE
SECOND ROUND: Georgia def. Tennessee, 73-72 (3-6-93)

1994 SEC TOURNAMENT — CHATTANOOGA, TENNESSEE
SECOND ROUND: Tennessee def. Georgia, 86-72 (3-5-94)
SEMIFINALS: Tennessee def. Alabama, 72-56 (3-6-94)
FINALS: **Tennessee def. Vanderbilt, 82-57 (3-7-94)**

1995 SEC TOURNAMENT — CHATTANOOGA, TENNESSEE
SECOND ROUND: Tennessee def. Kentucky, 74-62 (3-4-95)
SEMIFINALS: Tennessee def. Alabama, 84-70 (3-5-95)
FINALS: Vanderbilt def. Tennessee, 67-61 (3-6-95)

1996 SEC TOURNAMENT — CHATTANOOGA, TENNESSEE
SECOND ROUND: Tennessee def. Mississippi, 73-51 (3-2-96)
SEMIFINALS: Tennessee def. Florida, 74-63 (3-3-96)
FINALS: **Tennessee def. Alabama, 64-60 (3-4-96)**

1997 SEC TOURNAMENT — CHATTANOOGA, TENNESSEE
FIRST ROUND: Tennessee def. South Carolina, 75-48 (2-28-97)
SECOND ROUND: Tennessee def. LSU, 100-99 (OT) (3-1-97)
SEMIFINALS: Auburn def. Tennessee, 61-59 (3-2-97)

1998 SEC TOURNAMENT — COLUMBUS, GEORGIA
SECOND ROUND: Tennessee def. Mississippi State, 88-60 (2-27-98)
SEMIFINALS: Tennessee def. Vanderbilt, 106-45 (2-28-98)
FINALS: **Tennessee def. Alabama, 67-63 (3-1-98)**

1999 SEC TOURNAMENT — CHATTANOOGA, TENNESSEE
SECOND ROUND: Tennessee def. Florida, 92-80 (2-26-99)
SEMIFINALS: Tennessee def. Alabama, 80-69 (2-27-99)
FINALS: **Tennessee def. Georgia, 85-69 (2-28-99)**

2000 SEC TOURNAMENT — CHATTANOOGA, TENNESSEE
SECOND ROUND: Tennessee def. Florida, 91-79 (3-3-00)
SEMIFINALS: Tennessee def. Vanderbilt, 61-53 (3-4-00)
FINALS: **Tennessee def. Mississippi State, 70-67 (3-5-00)**

2001 SEC TOURNAMENT — MEMPHIS, TENNESSEE
SECOND ROUND: Tennessee def. Alabama, 82-52 (3-2-01)
SEMIFINALS: Vanderbilt def. Tennessee, 77-74 (3-3-01)

2002 SEC TOURNAMENT — NASHVILLE, TENNESSEE
SECOND ROUND: Tennessee def. Georgia, 81-67 (3-1-02)
SEMIFINALS: Louisiana State def. Tennessee, 81-80 (3-2-02)

2003 SEC TOURNAMENT — NORTH LITTLE ROCK, ARKANSAS
SECOND ROUND: Tennessee def. Auburn, 66-51 (3-7-03)
SEMIFINALS: Tennessee def. Mississippi State, 76-75 (3-8-03)
FINALS: Louisiana State def. Tennessee, 78-62 (3-9-03)

2004 SEC TOURNAMENT — NASHVILLE, TENNESSEE
SECOND ROUND: Tennessee def. Mississippi State, 67-57 (3-5-04)
SEMIFINALS: Georgia def. Tennessee, 68-66 (OT) (3-6-04)

2005 SEC TOURNAMENT — GREENVILLE, SOUTH CAROLINA
SECOND ROUND: Tennessee def. Auburn, 64-54 (3-4-05)
SEMIFINALS: Tennessee def. Vanderbilt, 76-73 (3-5-05)
FINALS: **Tennessee def. LSU, 67-65 (3-6-05)**

2006 SEC TOURNAMENT — NORTH LITTLE ROCK, ARKANSAS
SECOND ROUND: Tennessee def. Auburn, 77-45 (3-3-06)
SEMIFINALS: Tennessee def. Georgia, 89-79 (3-4-06)
FINALS: **Tennessee def. LSU, 63-62 (3-5-06)**

2007 SEC TOURNAMENT — DULUTH, GEORGIA
SECOND ROUND: Tennessee def. South Carolina, 81-63 (3-2-07)
SEMIFINALS: LSU def. Tennessee, 63-54 (3-3-07)

2008 SEC TOURNAMENT — NASHVILLE, TENNESSEE
SECOND ROUND: Tennessee def. Florida, 92-61 (3-7-08)
SEMIFINALS: Tennessee def. Vanderbilt, 63-48 (3-8-08)
FINALS: **Tennessee def. LSU, 61-55 (3-9-08)**

2009 SEC TOURNAMENT — NORTH LITTLE ROCK, ARKANSAS
FIRST ROUND: Tennessee def. Alabama, 68-49 (3-5-09)
SECOND ROUND: Tennessee def. Florida, 71-67 (3-6-09)
SEMIFINALS: Auburn def. Tennessee, 78-58 (3-7-09)

2010 SEC TOURNAMENT — DULUTH, GEORGIA
SECOND ROUND: Tennessee def. Mississippi, 76-51 (3-5-10)
SEMIFINALS: Tennessee def. Vanderbilt, 68-49 (3-6-10)
FINALS: **Tennessee def. Kentucky, 70-62 (3-7-10)**

2011 SEC TOURNAMENT — NASHVILLE, TENNESSEE
SECOND ROUND: Tennessee def. Florida 92-75 (3-4-11)
SEMIFINALS: Tennessee def. Georgia 82-58 (3-5-11)
FINALS: **Tennessee def. Kentucky 90-65 (3-6-11)**

2012 SEC TOURNAMENT — NASHVILLE, TENNESSEE
SECOND ROUND: Tennessee def. Vanderbilt 68-57 (3-2-12)
SEMIFINALS: Tennessee def. South Carolina 74-58 (3-3-12)
FINALS: **Tennessee def. LSU 70-58 (3-4-12)**

2013 SEC TOURNAMENT — DULUTH, GEORGIA
SECOND ROUND: Tennessee def. Florida 82-73 (3-8-13)
SEMIFINALS: Texas A&M def. Tennessee 66-62 (3-9-13)

2014 SEC TOURNAMENT — DULUTH, GEORGIA
SECOND ROUND: Tennessee def. LSU 77-65 (3-7-14)
SEMIFINALS: Tennessee def. Texas A&M 86-77 (3-8-14)
FINALS: **Tennessee def. Kentucky 71-70 (3-9-14)**

2015 SEC TOURNAMENT — LITTLE ROCK, ARKANSAS
SECOND ROUND: Tennessee def. Georgia 75-41 (3-6-15)
SEMIFINALS: Tennessee def. Kentucky 75-64 (3-7-15)
FINALS: South Carolina def. Tennessee 62-46 (3-8-15)

2016 SEC TOURNAMENT — JACKSONVILLE, FLORIDA
SECOND ROUND: Tennessee def. Arkansas 68-51 (3-3-16)
QUARTERFINALS: Tennessee def. Texas A&M 70-60 (3-4-16)
SEMIFINALS: Mississippi State def. Tennessee 58-48 (3-5-16)

2017 SEC TOURNAMENT — GREENVILLE, SOUTH CAROLINA
SECOND ROUND: Alabama def. Tennessee 72-64 (3-2-17)

2018 SEC TOURNAMENT — NASHVILLE, TENNESSEE
SECOND ROUND: Tennessee def. Auburn 64-61 (3-1-18)
QUARTERFINALS: South Carolina def. Tennessee 73-62 (3-2-18)

2019 SEC TOURNAMENT — GREENVILLE, SOUTH CAROLINA
SECOND ROUND: Tennessee def. LSU 69-66 (3-7-19)
QUARTERFINALS: Mississippi State def. Tennessee 83-68 (3-8-19)

LADY VOL CONFERENCE RECOGNITION

SEC PLAYER OF THE YEAR

1989 (C)	Bridgette Gordon
1992 (C)	Dena Head
1994 (C), '95 (C)	Nikki McCray
1998 (C), '99 (C)	Chamique Holdsclaw
2007 (C)	Candace Parker
2011 (C-Co & AP)	Shekinna Stricklen
2013 (C-Co), '14 (AP)	Meighan Simmons

SEC FRESHMAN OF THE YEAR

1986	Bridgette Gordon
1989	Dena Head
1996	Chamique Holdsclaw
1998	Tamika Catchings
2006	Candace Parker
2008	Angie Bjorklund
2011	Meighan Simmons
2013	Bashaara Graves

SEC FEMALE ATHLETE OF THE YEAR

1989	Bridgette Gordon
1991	Daedra Charles
1998, '99	Chamique Holdsclaw
2008	Candace Parker

SEC ALL-FRESHMAN TEAM

1986	Bridgette Gordon
1987	Tonya Edwards
1988	Kris Durham
1989	Dena Head
1990	Lisa Harrison
1991	Nikki Caldwell
1991	Peggy Evans
1992	Tiffany Woosley
1992	Dana Johnson
1993	Latina Davis
1994	Pashen Thompson
1995	Tiffani Johnson
1996	Chamique Holdsclaw
1998	Semeka Randall
1998	Tamika Catchings
2000	Gwen Jackson
2000	Kara Lawson
2001	Ashley Robinson
2002	Shyra Ely
2002	Loree Moore
2003	Shanna Zolman
2004	Sidney Spencer
2005	Nicky Anosike
2005	Alexis Hornbuckle
2006	Candace Parker
2008	Angie Bjorklund
2009	Glory Johnson
2009	Shekinna Stricklen
2011	Meighan Simmons
2012	Ariel Massengale
2013	Bashaara Graves
2014	Andraya Carter
2016	Te'a Cooper
2018	Rennia Davis
2018	Evina Westbrook
2019	Zaay Green

COACHES ALL-SEC SELECTIONS

1982, '84	Mary Ostrowski
1982	Paula Towns
1983, '84	Tanya Haave
1983	Lea Henry
1985	Shelia Collins
1986, '87, '88, '89	Bridgette Gordon
1987, '88, '89	Sheila Frost
1988	Dawn Marsh (2nd)
1988, '90	Tonya Edwards ('88 2nd)
1989	Melissa McCray (2nd)
1990, '91	Daedra Charles
1990, '91, '92	Dena Head ('90 2nd)
1992	Peggy Evans
1993	Lisa Harrison
1993, '94, '95	Nikki McCray ('93 2nd)
1993, '94	Tiffany Woosley ('94 2nd)
1994, '95	Dana Johnson
1995, '96	Michelle Marciniak ('96 2nd)
1996	Latina Davis (2nd)
1996, '97, '98, '99	Chamique Holdsclaw
1997	Abby Conklin (2nd)
1998, '99, '00, '01	Tamika Catchings ('01 2nd)
1998, '99, '00, '01	Semeka Randall ('98, '00 2nd)
1999	Kellie Jolly (2nd)
2000, '01, '02, '03	Kara Lawson
2000, '01, '02	Michelle Snow ('00, '02, 2nd)
2001, '03	Gwen Jackson
2004	Tasha Butts (2nd)
2004, '05	Shyra Ely
2004, '05, '06	Shanna Zolman ('04, '05 2nd)
2006, '07, '08	Alexis Hornbuckle ('06 2nd)
2006, '07, '08	Candace Parker
2007	Sidney Spencer (2nd)
2008	Shannon Bobbitt (2nd)
2009, '10	Angie Bjorklund ('09 2nd)
2009, '10, '11, '12	Shekinna Stricklen ('09, '10 2nd)
2010	Kelley Cain
2011, '12	Glory Johnson
2011, '13, '14	Meighan Simmons ('11 2nd)
2013	Bashaara Graves
2014, '15	Isabelle Harrison
2015	Cierra Burdick
2017	Diamond DeShields
2017, '18	Jaime Nared ('17 2nd)
2017, '18	Mercedes Russell ('17 2nd)
2019	Rennia Davis (2nd)

AP ALL-SEC SELECTIONS

1999	Chamique Holdsclaw
1999, 2000	Tamika Catchings ('09 2nd)
1999, 2000	Semeka Randall ('00 2nd)
2004	Tasha Butts (3rd)
2006, '07, '08	Candace Parker ('06 2nd)
2008	Shannon Bobbitt (2nd)
2008	Alexis Hornbuckle (2nd)
2010, '11, '12	Shekinna Stricklen ('10 2nd)
2011, '13, '14	Meighan Simmons ('11 2nd)
2011, '12	Glory Johnson
2013, '16	Bashaara Graves ('13 & '16 2nd)
2014, '15	Isabelle Harrison ('15 2nd)
2015	Cierra Burdick (2nd)
2016, '17	Diamond DeShields ('16 & '17 2nd)
2017, '18	Mercedes Russell ('17 & '18 2nd)
2018	Jaime Nared (2nd)
2019	Rennia Davis (2nd)

SEC DEFENSIVE PLAYER OF THE YEAR

2012	Glory Johnson

SEC ALL-DEFENSIVE TEAM

2008	Alexis Hornbuckle
2010	Kelley Cain
2011	Glory Johnson
2012	Glory Johnson

SEC ALL-TOURNAMENT TEAM

1980	Cindy Noble
1980	Jill Rankin (MVP)
1980	Holly Warlick
1982	Mary Ostrowski
1982, '83	Tanya Haave
1985	Shelia Collins (MVP)
1985	Dawn Marsh
1987	Kathy Spinks
1988, '89	Bridgette Gordon (MVP)
1989, '90, '92	Dena Head ('92 MVP)
1989	Sheila Frost
1990, '91	Daedra Charles
1992	Peggy Evans
1994	Tiffany Woosley (MVP)
1994, '95	Nikki McCray
1996	Michelle Marciniak
1996, '97, '98, '99	Chamique Holdsclaw (MVP)
1998, '99, 2000	Tamika Catchings
1998	Semeka Randall
1999, 2000	Michelle Sno w
2002, '03	Kara Lawson
2004, '05	Shyra Ely ('05 MVP)
2005	Shanna Zolman
2005	Brittany Jackson
2006, '08	Candace Parker (MVP)
2006	Sidney Spencer
2007	Alexis Hornbuckle
2008	Shannon Bobbitt
2009, '11	Angie Bjorklund
2010	Alyssia Brewer (MVP)
2010	Alicia Manning
2010, '11, 12	Shekinna Stricklen ('11 MVP)
2011, '12	Glory Johnson ('12 MVP)
2013	Taber Spani
2014	Isabelle Harrison ('14 MVP)
2014, '15	Cierra Burdick
2015	Jordan Reynolds
2016	Diamond DeShields

SEC 6TH WOMAN OF THE YEAR

2010	Alyssia Brewer
2018	Anastasia Hayes

SEC COMMUNITY SERVICE TEAM

1999	Kellie Jolly
2000	Tamika Catchings
2001, '03	Kara Lawson
2002	April McDivitt
2004	Tasha Butts
2005	Tye'sha Fluker
2006	Shanna Zolman
2007	Sidney Spencer
2008	Nicky Anosike
2009	Alex Fuller

LADY VOL CONFERENCE RECOGNITION

2010	Glory Johnson
2011	Angie Bjorklund
2012	Glory Johnson
2013	Taber Spani
2014, '15	Cierra Burdick
2016	Andraya Carter
2017	Jordan Reynolds
2018	Mercedes Russell
2019	Evina Westbrook

SEC ACADEMIC HONOR ROLL

1983, '84	Tanya Haave
1984, '85	Linda Ray
1987, '88	Jennifer Tuggle
1988	Lisa Webb
1989	Melissa McCray
1990, '91, '92	Debbie Hawhee
1990	Debbie Scott
1990	Tonya Edwards
1991, '92	Regina Clark
1991, '92	Jody Adams
1992	Peggy Evans
1993	Lisa Harrison
1994	Rochone Dilligard
1994	Vonda Ward
1994, '96	Michelle Marciniak
1995	Nikki McCray
1995, '96, '97	Abby Conklin
1996, '97, '98	Brynae Laxton
1997, '98, '99	Kellie Jolly
1998	Laurie Milligan
1998, '99, 2000	Niya Butts
1999, '01	Kristen "Ace" Clement
1999, '02	Tamika Catchings
2000, '01, '02	Amanda Canon
2000, '01, '02	Sarah Edwards
2001, '02	Semeka Randall
2001, '02, '03	Kara Lawson
2001, '02	Kyra Elzy
2001, '02	April McDivitt
2003	Courtney McDaniel
2004, '05, '06	Tye'sha Fluker
2004, '05, '06	Shanna Zolman
2004, '05, '06, '07	Sidney Spencer
2004, '07	Dominique Redding
2005	Shyra Ely
2005, '06, '07, '08	Nicky Anosike
2005, '06, '07, '08	Candace Parker
2006, '07	Alex Fuller
2007	Elizabeth Curry
2008	Shannon Bobbitt
2008, '09	Kelley Cain
2009, '10	Cait McMahan
2009, '11, '12	Alicia Manning
2009, '10, '11, '12	Briana Bass
2009, '10, '11, '12	Vicki Baugh
2008, '09, '10, '11	Angie Bjorklund
2008, '09, '10, '11	Sydney Smallbone
2009, '10, '11, '12	Glory Johnson
2010, '11, '12, '13	Taber Spani
2011	Lauren Avant
2012, '13, '14, '15	Cierra Burdick
2012, '13, '14, '15	Isabelle Harrison
2013, '14, '15, '16	Andraya Carter
2013, '14, '16	Bashaara Graves
2014, '15	Ariel Massengale
2014, '17	Jordan Reynolds
2014, '17	Mercedes Russell
2015	Jasmine Jones
2015, '16, '17, '18	Kortney Dunbar
2015, '16	Alexa Middleton
2015, '16	Jaime Nared
2016, '17	Diamond DeShields
2017	Schaquilla Nunn
2017, '19	Kamera Harris
2019	Rennia Davis

TENNESSEE'S MOST DECORATED SEC PLAYERS

Angie Bjorklund
2008 All-Freshman; 2008 Freshman of the Year; 2008, 2009, 2010, 2011 Academic; 2009 (2nd), 2010 (1st) Coaches All-SEC; 2009, 2011 All-Tournament, 2010 (1st) AP All-SEC

Tamika Catchings
1998 All-Freshman; 1998 Freshman of the Year; 1998 (1st), 1999 (1st), 2000 (1st), 2001 (2nd) Coaches All-SEC; 1998, 1999, 2000 All-Tournament; 1999 (2nd), 2000 (1st) AP All-SEC; 1999, 2002 Academic

Daedra Charles
1990, 1991 All-Tournament; 1990 (1st), 1991 (1st) Coaches All-SEC; 1991 Female Athlete of the Year

Shyra Ely
2002 All-Freshman; 2004 (1st), 2005 (1st) Coaches All-SEC; 2004 (1st), 2005 (1st) AP All-SEC; 2004, 2005 All Tournament; 2005 Tournament MVP; 2005 Academic

Bridgette Gordon
1986 Freshman of the Year; 1986 All-Freshman; 1986 (1st), 1987 (1st), 1988 (1st), 1989 (1st) Coaches All-SEC; 1988, 1989 All-Tournament; 1988, 1989 Tournament MVP; 1989 Female Athlete of the Year, 1989 Player of the Year.

Bashaara Graves
2013 (1st) Coaches All-SEC; 2013 Freshman of the Year; 2013 All-Freshman; 2013, 2014, 2016 Academic; 2013 (2nd), 2016 (2nd) AP All-SEC

Dena Head
1989 All-Freshman; 1989 Freshman of the Year; 1989, 1990, 1992 All-Tournament; 1990 (2nd), 1991 (1st), 1992 (2nd) Coaches All-SEC; 1992 Player of the Year; 1992 Tournament MVP

Tanya Haave
1982, 1983 All-Tournament, 1983 (1st), 1984 (1st) Coaches All-SEC; 1983, 1984 Academic

Isabelle Harrison
2012, 2013, 2014, 2015 Academic All-SEC; 2014 SEC All-Tournament; 2014 SEC Tournament MVP; 2014 (1st), 2015 (1st) Coaches All-SEC; 2014 (1st), 2015 (2nd) AP All-SEC

Chamique Holdsclaw
1996 All-Freshman; 1996 Freshman of the Year; 1996 (1st), 1997 (1st), 1998 (1st), 1999 (1st) Coaches & AP All-SEC; 1996, 1997 1998, 1999 All-Tournament; 1998, 1999 Coaches & AP Player of the Year; 1998, 1999 SEC Female Athlete of the Year; 1998, 1999 Tournament MVP

Dana Johnson
1992 All-Freshman; 1994 (1st), 1995 (1st) Coaches All-SEC; 1994, 1995 All-Tournament

Glory Johnson
2009 All-Freshman; 2009, 2010, 2011, 2012 Academic; 2011 (1st), 2012 (1st) Coaches All-SEC; 2011 (1st), 2012 (1st) AP All-SEC; 2011, 2012 All-Defensive; 2011, 2012 All-Tournament; 2012 Tournament MVP; 2012 Defensive Player of the Year; 2012 Community Service Team

Kara Lawson
2000 All-Freshman; 2000 (1st), 2001 (1st), 2002 (1st), 2003 (1st) Coaches All-SEC; 2000 (2nd), 2001 (2nd), 2002 (1st), 2003 (1st) AP All-SEC; 2001, 2002, 2003 Academic; 2001, 2003 Good Works Team; 2002, 2003 All-Tournament

Nikki McCray
1993 (2nd), 1994 (1st), 1995 (1st) Coaches All-SEC; 1994, 1995 Coaches Player of the Year; 1994, 1995 All-Tournament; 1995 All-Tournament, 1995 Academic

Candace Parker
2005, 2006, 2007, 2008 Academic; 2006 SEC All-Freshman; 2006 Freshman of the Year; 2006 (1st), 2007 (1st), 2008 (1st) Coaches All-SEC; 2006 (2nd), 2007 (1st), 2008 (1st) AP All-SEC; 2006, 2008 All-Tournament (MVP); 2007 Player of the Year; 2007 AP Player of the Year; 2008 Female Athlete of the Year

Semeka Randall
1998 All-Freshman; 1998 All-Tournament; 1998 (2nd), 1999 (1st), 2000 (1st), 2001 (2nd) Coaches All-SEC; 1998 (2nd), 1999 (1st), 2000 (2nd), 2001 (3rd) AP All-SEC; 2001, 2002 Academic

Mercedes Russell
2014, 2017 Academic; 2017 (2nd), 2018 (1st) Coaches All-SEC; 2017 (2nd), 2018 (2nd) AP All-SEC; 2018 Community Service

Meighan Simmons
2011 All-Freshman; 2011 SEC Freshman of the Year; 2011 (2nd), 2013 (1st), 2014 (1st) Coaches All-SEC; 2011 (2nd), 2013 (1st), 2014 (1st) AP All-SEC; 2013 Coaches SEC Co-Player of the Year; 2014 AP SEC Player of the Year

Michelle Snow
1999, 2000 All-Tournament; 2000 (2nd), 2001 (1st), 2002 (2nd) Coaches All-SEC; 2000 (HM), 2001 (2nd), 2002 (2nd) AP All-SEC

Sidney Spencer
2004 SEC All-Freshman; 2007 (2nd) Coaches All-SEC; 2007 (HM) AP All-SEC; 2004, 2005, 2006, 2007 Academic; 2006 All-Tournament; 2007 Good Works

Shekinna Stricklen
2009 SEC All-Freshman; 2009 (2nd), 2010 (2nd), 2011 (1st), 2012 (1st) Coaches All-SEC; 2010 (2nd), 2011 (1st), 2012 (1st) AP All-SEC; 2010, 2011, 2012 All-Tournament; 2011 Tournament MVP; 2011 AP Co-Player of the Year

Shanna Zolman
2003 SEC All-Freshman; 2004 (2nd), 2005 (2nd), 2006 (1st) Coaches All-SEC; 2005 (2nd), 2006 (2nd) AP All-SEC; 2004, 2005, 2006 Academic; 2005 All-Tournament; 2006 Good Works

LADY VOL SEC TOURNAMENT RECORDS

INDIVIDUAL RECORDS

MOST FG: 15, Shelia Collins, Ole Miss, 3-3-85, Semifinal, UT 79-71
MOST FGA: 28, Shelia Collins, Ole Miss, 3-3-85, Semifinal, UT 79-71
MOST 3pt FG: 7, Angie Bjorklund, Kentucky, 3-6-11, Championship, UT 90-65
MOST 3pt FGA: 13, Angie Bjorklund, Vanderbilt, 3-6-10, Semifinal, UT 68-49
MOST FT: 15, Shelia Collins, LSU, 2-27-85, First Round, UT 85-78
MOST FTA: 16 (twice), most recently Glory Johnson, Florida, 3-4-11, Second Round, 3-4-11, UT 92-75
MOST REBOUNDS: 18, Dana Johnson, Alabama, 3-6-94, Semifinal, UT 72-56
MOST POINTS: 40, Shelia Collins, Ole Miss, 3-3-85, Semifinal, UT 79-71
MOST ASSISTS: 18, Dawn Marsh, Georgia, 3-6-88, Semifinal, UT 82-76
MOST BLOCKS: 7, Kelley Cain, Alabama, 3-5-09, First Round, UT 68-49
MOST STEALS: 6, Tamika Catchings, Florida, 3-3-00, Second Round, UT 91-79
MOST MINUTES: 43, Kellie Jolly, LSU, 3-1-97, Semifinal, UT 100-99 (OT)

TEAM RECORDS

MOST FG: 45, Florida, 2-8-80, First Round, UT 118-44
MOST FGA: 86, South Carolina, 3-2-18, Quarterfinal, SC 73-62
BEST FG%: 63.1% (36-57), Ole Miss, 2-10-80, Championship, UT 85-71
MOST 3pt FG: 16, Kentucky, 3-6-11, Championship, UT 90-65
MOST 3pt FGA: 22, Florida, 3-7-08, Second Round, UT 92-61
BEST 3pt FG%: 85.7% (6-7), Vanderbilt, 2-28-98, Semifinal, UT 106-45
MOST FT: 34, Alabama, 3-6-94, Semifinal, UT 72-56
MOST FTA: 44, Alabama, 3-6-94, Semifinal, UT 72-56
BEST FT% (MIN. 10 ATT.): 94.4% (17-18), Vanderbilt, 3-7-94, Championship, UT 82-57
MOST REBOUNDS: 63, Florida, 2-8-80, First Round, UT 118-44
MOST FOULS: 28, Kentucky, 3-8-92, Semifinal, UT 94-80
MOST POINTS: 118, Florida, 2-8-80, First Round, UT 118-44
MOST ASSISTS: 29, Kentucky, 2-28-82, Championship, Kentucky 80-74
MOST TURNOVERS: 26, Mississippi State, 3-8-19, Quarterfinal, MSU 83-68
MOST BLOCKS: 11 (twice), most recently vs. Alabama, 3-5-09, First Round, UT 68-49
MOST STEALS: 20, Florida, 2-8-80, First Round, UT 118-44
FEWEST FG: 17, Alabama, 3-6-94, Semifinal, UT 72-56
FEWEST FGA: 40, Georgia, 2-27-82, Semifinal, UT 55-44
LOWEST FG%: 26.7% (23-86), S. Carolina, 3-2-18, Quarterfinal, S. Carolina, 73-62
FEWEST 3pt FG: 0 (5 times), most recently LSU, 3-17-14, Quarterfinal, UT 77-65
FEWEST 3pt FGA: 0, Alabama, 3-4-89, Second Round, UT 89-61
LOWEST 3pt FG%: 00.0% (5 times), LSU, 3-17-14, Quarterfinal, UT 77-65
FEWEST FT: 6 (3x), most recently S. Carolina, 3-8-15, Final, USC 62-46
FEWEST FTA: 7 (twice), most recently LSU, 3-3-07, Semifinal, LSU 63-54
LOWEST FT%: 50.0% (6-12), S. Carolina, 3-8-15, Final, USC 62-46
FEWEST REBOUNDS: 27, Auburn, 2-9-80, Semifinal, UT 72-61
FEWEST FOULS: 7, Auburn, 3-1-18, Second Round, UT 64-61
FEWEST POINTS: 46, S. Carolina, 3-8-15, Final, USC 62-46
FEWEST ASSISTS: 5, Alabama, 3-4-96, Championship, UT 64-60
FEWEST TURNOVERS: 7, Kentucky, 3-5-88, Second Round, UT 100-66
FEWEST BLOCKS: 0 (5 times)
FEWEST STEALS: 2 (three times), most recently Mississippi, 3-5-10, Second Round, UT 76-51

OPPONENT SEC TOURNAMENT RECORDS

INDIVIDUAL RECORDS

MOST FG: 17, Becky Jackson, Auburn, 3-6-83, Consolation, UT 83-75
MOST FGA: 32, Tan White, Mississippi State, 3-5-04, Second Round, UT 67-57
MOST 3pt FG: 5 (Three times), most recently Victoria Vivians, Mississippi State, 3-5-16, Semifinal, MSU 58-48
MOST 3pt FGA: 12, Kaunda Williams, Alabama, 2-27-99, Semifinal, UT 80-69
MOST FT: 14, Ashley McElhiney, Vanderbilt, 3-3-01, Semifinal, Vanderbilt 77-74
MOST FTA: 16, Ashley McElhiney, Vanderbilt, 3-3-01, Semifinal, Vanderbilt 77-74
MOST REBOUNDS: 20, Sylvia Fowles, LSU, 3-3-07, Semifinal, LSU 63-54
MOST POINTS: 35, Jennifer Gillom, Mississippi, 3-1-86, Second Round, Mississippi 83-78
MOST ASSISTS: 12 (twice), most recently Temeka Johnson, LSU, 3-6-05, Championship, UT 67-65
MOST BLOCKS: 7 (twice), most recently by Sylvia Fowles, LSU, 3-5-06, Championship, UT 63-62
MOST STEALS: 6, Daisa Alexander, Auburn, 3-1-18, Second Round, UT 64-61
MOST MINUTES: 43, Pietra Gray, Louisiana State, 3-1-97, Semifinal, UT 100-99

TEAM RECORDS

MOST FG: 39, Auburn, 3-6-87, Semifinal, Auburn 102-96
MOST FGA: 77, (3x), most recently Kentucky, 3-6-11, Championship, UT 90-65
BEST FG%: 53.6% (30-56), Vanderbilt, 3-5-05, Semifinal, UT 76-73
MOST 3pt FG: 11, Vanderbilt, 3-5-05, Semifinal, UT 76-73
MOST 3pt FGA: 24, Mississippi State, 3-5-04, Second Round, UT 67-57
BEST 3pt FG%: 100% (2-2) Vanderbilt, 3-2-91, Second Round, UT 62-60
MOST FT: 25, Louisiana State, 3-2-02, Semifinal, LSU, 81-80
MOST FTA: 40, Auburn, 3-6-87, Semifinal, Auburn 102-96
BEST FT%: 100.0% (12-12) Texas A&M, 3-4-16, Quarterfinal, UT 70-60
MOST REBOUNDS: 50, S. Carolina, 3-2-18, Quarterfinal, S. Carolina 73-62
MOST FOULS: 32, Alabama, 3-6-94, Semifinal, UT 72-56
MOST POINTS: 102, Auburn, 3-6-87, Semifinal, Auburn 102-96
MOST ASSISTS: 27, Kentucky, 2-28-82, Championship, Kentucky 80-74
MOST TURNOVERS: 36, Alabama, 3-4-89, Second Round, UT 89-61
MOST BLOCKS: 10, S. Carolina, 3-2-18, Quarterfinal, S. Carolina 73-62
MOST STEALS: 15, Auburn, 3-1-18, Second Round, UT 64-61
FEWEST FG: 16 (twice), most recently Georgia, 3-6-15, Quarterfinal, UT 75-41
FEWEST FGA: 43, Vanderbilt, 3-3-01, Semifinal, Vanderbilt 77-74
LOWEST FG%: 25.9% (20-77), Florida, 2-8-80, First Round, UT 118-44
FEWEST 3pt FG: 0 (4 times)
FEWEST 3pt FGA: 1, Alabama, 3-4-89, Second Round, UT 89-61
LOWEST 3pt FG%: 00.0% (4 times)
FEWEST FT: 2, Vanderbilt, 3-5-05, Semifinal, UT 76-73
FEWEST FTA: 5 (four times), most recently Auburn, 3-1-18, Second Round, UT 64-61
LOWEST FT%: 33.3 % (2-6), Vanderbilt, 3-5-05, UT 76-73
FEWEST REBOUNDS: 21, Auburn, 3-1-18, Second Round, UT 64-61
FEWEST FOULS: 10 (twice), Louisiana State, 3-5-06, Championship, UT 63-62
FEWEST POINTS: 41, Georgia, 3-6-15, Quarterfinal, UT 75-41
FEWEST ASSISTS: 4 (twice), Auburn, 3-3-06, Second Round, UT 77-45
FEWEST TURNOVERS: 7 (four times), Texas A&M, 3-8-14, Semifinal, UT 86-77
FEWEST BLOCKS: 0, (11 times)
FEWEST STEALS: 1, LSU, 3-4-12, Championship, UT 70-58

SEC IN THE NCAA TOURNAMENT

NCAA TITLES

SEC	**9**
Big East	8
Big 12	4
Pac-12	4
ACC	3
American	3
Independents	1
Sun Belt	1
Big Ten	1

NCAA FINAL FOUR APPEARANCES

SEC	**38**
Big EAST	23
ACC	22
Pac-12	16
Big 12	9
Big Ten	8
Sun Belt	8
Independents	6
American	5
Colonial	1

SEC YEAR-BY-YEAR NCAA PARTICIPATION

1982: 5
1983: 5
1984: 5
1985: 4
1986: 7
1987: 6
1988: 6
1989: 6
1990: 6
1991: 7
1992: 4
1993: 6
1994: 6
1995: 7
1996: 7
1997: 7
1998: 6
1999: 8
2000: 6
2001: 6
2002: 8
2003: 7
2004: 7
2005: 5
2006: 6
2007: 5
2008: 5
2009: 7
2010: 6
2011: 4
2012: 8
2013: 7
2014: 8
2015: 7
2016: 9
2017: 8
2018: 7
2019: 7

RECORDS

GREAT LADY VOL SCORERS

The Tennessee Lady Vol basketball program has seen 45 of its 192 all-time roster members (through the 2018-19 season) join the 1,000-point club at UT since the modern era of basketball. Chamique Holdsclaw's career total of 3,025 points sets the basketball standard for men or women at the University of Tennessee.

3,000 CAREER POINTS

1. #23 CHAMIQUE HOLDSCLAW » 3,025 CAREER POINTS

6'2" » FORWARD » ASTORIA, NEW YORK

Year	GP	GS	Min	Avg	FG	FGA	Pct	3FG	3FGA	Pct	FT	FTA	Pct	Off	Def	Tot	Avg	PF	FO	Ast	TO	Blk	Stl	Pts	Avg
95-96	36	36	1057	29.4	237	507	.467	7	32	.219	102	143	.713	124	202	326	9.1	92	3	74	95	17	32	583	16.2
96-97	39	38	1296	33.2	332	667	.498	17	50	.340	122	183	.667	129	238	367	9.4	101	3	114	139	35	93	803	20.6
97-98	39	39	1168	29.9	370	678	.546	9	41	.220	166	217	.765	133	195	328	8.4	82	1	117	109	36	110	915	23.5
98-99	34	34	1061	31.2	294	567	.519	3	21	.143	133	188	.707	116	158	274	8.1	62	1	80	87	23	70	724	21.3
TOTAL	**148**	**147**	**4582**	**31.0**	**1233**	**2419**	**.510**	**36**	**144**	**.250**	**523**	**731**	**.715**	**502**	**793**	**1295**	**8.8**	**337**	**8**	**385**	**430**	**111**	**305**	**3025**	**20.4**

2,000 CAREER POINTS

2. #30 BRIDGETTE GORDON » 2,462 CAREER POINTS

6'0" » FORWARD » DELAND, FLORIDA

Year	GP	GS	Min	Avg	FG	FGA	Pct	3FG	3FGA	Pct	FT	FTA	Pct	Off	Def	Tot	Avg	PF	FO	Ast	TO	Blk	Stl	Pts	Avg
85-86	34	20	873	25.7	206	429	.480	0	0	.000	69	109	.633	101	107	208	6.1	58	0	53	66	11	75	481	14.1
86-87	34	32	925	27.2	222	459	.484	0	0	.000	115	160	.719	118	114	232	6.8	77	1	62	67	12	80	559	16.4
87-88	33	33	977	29.6	289	534	.541	3	4	.750	106	151	.702	119	105	224	6.8	71	1	80	79	18	76	687	20.8
88-89	36	36	1077	29.9	300	563	.533	2	6	.333	133	190	.700	120	131	251	7.0	50	1	98	93	16	105	735	20.4
TOTAL	**137**	**121**	**3852**	**28.1**	**1017**	**1985**	**.512**	**5**	**10**	**.500**	**423**	**610**	**.693**	**458**	**457**	**915**	**6.7**	**256**	**3**	**293**	**305**	**57**	**336**	**2462**	**18.0**

3. #3 CANDACE PARKER » 2,137 CAREER POINTS

6'4" » GUARD/FORWARD/CENTER » NAPERVILLE, ILLINOIS

Year	GP	GS	Min	Avg	FG	FGA	Pct	3FG	3FGA	Pct	FT	FTA	Pct	Off	Def	Tot	Avg	PF	FO	Ast	TO	Blk	Stl	Pts	Avg
05-06	36	36	1126	31.3	230	417	.552	3	12	.250	159	218	.729	82	216	298	8.3	73	1	103	82	86	56	622	17.3
06-07	36	36	1101	30.6	267	505	.529	6	18	.333	166	232	.716	92	260	352	9.8	73	0	88	89	99	64	706	19.6
07-08	38	37	1132	29.8	300	560	.536	8	30	.267	201	288	.698	87	235	322	8.5	67	0	96	91	90	88	809	21.3
TOTAL	**110**	**109**	**3359**	**30.5**	**797**	**1482**	**.538**	**17**	**60**	**.283**	**526**	**738**	**.713**	**261**	**711**	**972**	**8.8**	**213**	**1**	**287**	**262**	**275**	**208**	**2137**	**19.4**

4. #24 TAMIKA CATCHINGS » 2,113 CAREER POINTS

6'1" » FORWARD » DUNCANVILLE, TEXAS

Year	GP	GS	Min	Avg	FG	FGA	Pct	3FG	3FGA	Pct	FT	FTA	Pct	Off	Def	Tot	Avg	PF	FO	Ast	TO	Blk	Stl	Pts	Avg
97-98	39	38	1123	28.8	253	471	.537	40	110	.364	165	217	.760	124	189	313	8.0	89	2	92	93	57	100	711	18.2
98-99	34	34	991	29.1	205	400	.513	19	68	.279	134	173	.775	107	142	249	7.3	95	2	95	85	31	88	563	16.6
99-00	37	37	1143	30.9	209	440	.475	40	121	.331	122	159	.767	118	174	292	7.9	77	0	101	81	28	92	580	15.7
00-01	17	17	465	27.4	93	195	.477	23	67	.343	50	62	.806	72	78	150	8.8	35	0	50	34	20	31	259	15.2
TOTAL	**127**	**126**	**3722**	**29.3**	**760**	**1506**	**.505**	**122**	**366**	**.333**	**471**	**611**	**.771**	**421**	**583**	**1004**	**7.9**	**296**	**4**	**338**	**293**	**136**	**311**	**2113**	**16.6**

5. #10 MEIGHAN SIMMONS » 2,064 CAREER POINTS

5'9" » GUARD » CIBOLO, TEXAS

Year	GP	GS	Min	Avg	FG	FGA	Pct	3FG	3FGA	Pct	FT	FTA	Pct	Off	Def	Tot	Avg	PF	FO	Ast	TO	Blk	Stl	Pts	Avg
10-11	37	36	974	26.3	183	438	.418	63	187	.337	71	96	.740	24	77	101	2.7	69	1	104	104	7	24	500	13.5
11-12	36	22	901	25.0	143	381	.375	51	164	.311	61	83	.735	22	59	81	2.3	47	0	47	72	12	30	398	11.1
12-13	35	35	1108	31.7	217	527	.412	69	189	.365	86	101	.851	33	93	126	3.6	76	0	73	93	11	50	589	16.8
13-14	35	34	984	28.1	203	488	.416	72	200	.360	99	119	.832	17	77	94	2.7	68	1	80	93	2	42	577	16.5
TOTAL	**143**	**127**	**3967**	**27.7**	**746**	**1834**	**.407**	**255**	**740**	**.345**	**317**	**399**	**.794**	**96**	**306**	**402**	**2.8**	**260**	**2**	**304**	**362**	**32**	**146**	**2064**	**14.4**

1,000 CAREER POINTS

6. #20 KARA LAWSON » 1,950 CAREER POINTS

5'8" » GUARD » ALEXANDRIA, VIRGINIA

Year	GP	GS	Min	Avg	FG	FGA	Pct	3FG	3FGA	Pct	FT	FTA	Pct	Off	Def	Tot	Avg	PF	FO	Ast	TO	Blk	Stl	Pts	Avg
99-00	37	34	1036	28.0	168	367	.458	79	181	.436	89	109	.817	43	109	152	4.1	79	0	102	50	7	51	504	13.6
00-01	34	31	899	26.4	132	305	.433	62	150	.413	60	70	.857	16	103	119	3.5	53	0	113	56	3	34	386	11.4
01-02	34	34	1078	31.7	189	406	.466	38	115	.330	96	115	.835	58	107	165	4.9	50	0	90	62	3	46	512	15.1
02-03	38	38	1185	31.2	186	397	.469	77	171	.450	99	112	.884	52	133	185	4.9	37	0	151	54	7	43	548	14.4
TOTAL	**143**	**137**	**4198**	**29.4**	**675**	**1475**	**.458**	**256**	**617**	**.415**	**344**	**406**	**.847**	**169**	**452**	**621**	**4.3**	**219**	**0**	**456**	**222**	**20**	**174**	**1950**	**13.6**

7. #21 SEMEKA RANDALL » 1,915 CAREER POINTS
5'10" » GUARD » CLEVELAND, OHIO

Year	GP	GS	Min	Avg	FG	FGA	Pct	3FG	3FGA	Pct	FT	FTA	Pct	Off	Def	Tot	Avg	PF	FO	Ast	TO	Blk	Stl	Pts	Avg
97-98	38	21	988	26.0	224	460	.487	1	11	.091	155	213	.728	108	92	200	5.3	71	3	50	84	4	102	604	15.9
98-99	33	32	887	26.9	190	371	.512	2	8	.250	82	139	.590	77	83	160	4.8	65	1	46	96	5	60	464	14.1
99-00	37	37	1072	29.0	187	447	.418	9	35	.257	135	172	.785	95	101	196	5.3	62	0	69	91	4	72	518	14.0
00-01	32	29	775	24.2	130	312	.417	2	13	.154	67	94	.713	76	84	160	5.0	61	1	71	56	2	52	329	10.3
TOTAL	**140**	**119**	**3722**	**26.6**	**731**	**1590**	**.460**	**14**	**67**	**.209**	**439**	**618**	**.710**	**356**	**360**	**716**	**5.1**	**259**	**5**	**236**	**327**	**15**	**286**	**1915**	**13.7**

8. #40 SHEKINNA STRICKLEN » 1,882 CAREER POINTS
6'2" » GUARD/FORWARD » MORRILTON, ARKANSAS

Year	GP	GS	Min	Avg	FG	FGA	Pct	3FG	3FGA	Pct	FT	FTA	Pct	Off	Def	Tot	Avg	PF	FO	Ast	TO	Blk	Stl	Pts	Avg
08-09	32	32	1009	31.5	153	392	.390	32	110	.291	86	113	.761	79	111	190	5.9	92	3	95	105	21	58	424	13.3
09-10	35	35	1066	30.5	164	373	.440	33	103	.320	84	102	.824	76	137	213	6.1	52	0	135	87	25	43	445	12.7
10-11	37	37	1104	29.8	177	362	.489	42	109	.385	78	103	.757	91	179	270	7.3	71	0	75	64	20	46	474	12.8
11-12	35	34	1124	32.1	198	456	.434	56	159	.352	87	118	.737	89	143	232	6.6	78	0	65	73	24	46	539	15.4
TOTAL	**139**	**138**	**4303**	**31.0**	**692**	**1583**	**.437**	**163**	**481**	**.339**	**335**	**436**	**.768**	**335**	**570**	**905**	**6.5**	**293**	**3**	**370**	**329**	**90**	**193**	**1882**	**13.5**

9. #12 SHEILA FROST » 1,790 CAREER POINTS
6'4" » CENTER » PULASKI, TENNESSEE

Year	GP	GS	Min	Avg	FG	FGA	Pct	3FG	3FGA	Pct	FT	FTA	Pct	Off	Def	Tot	Avg	PF	FO	Ast	TO	Blk	Stl	Pts	Avg
85-86	33	25	804	24.4	181	312	.580	0	0	.000	42	80	.525	136	173	309	9.4	122	12	23	62	77	42	404	12.2
86-87	34	19	721	21.2	161	273	.590	0	0	.000	61	102	.598	88	128	216	6.4	104	6	31	36	56	53	383	11.3
87-88	34	24	836	24.6	208	338	.615	0	0	.000	80	124	.645	102	167	269	7.9	100	2	10	49	60	45	496	14.6
88-89	37	36	939	25.4	204	353	.578	0	0	.000	99	146	.678	108	141	249	6.7	93	2	33	47	56	74	507	13.7
TOTAL	**138**	**104**	**3300**	**23.9**	**754**	**1276**	**.591**	**0**	**0**	**.000**	**282**	**452**	**.624**	**434**	**609**	**1043**	**7.6**	**419**	**22**	**97**	**194**	**249**	**212**	**1790**	**13.0**

10. #24 TANYA HAAVE » 1,771 CAREER POINTS
6'2" » FORWARD » EVERGREEN, COLORADO

Year	GP	GS	Min	Avg	FG	FGA	Pct	3FG	3FGA	Pct	FT	FTA	Pct	Off	Def	Tot	Avg	PF	FO	Ast	TO	Blk	Stl	Pts	Avg
80-81	30	2	470	15.7	109	207	.527	0	0	.000	29	35	.829	46	60	106	3.5	54	0	39	52	3	14	247	8.2
81-82	32	26	1030	32.2	184	353	.521	0	0	.000	52	63	.825	92	131	223	7.0	94	4	104	90	9	29	420	13.1
82-83	33	33	1042	31.6	252	493	.511	0	0	.000	110	131	.840	113	132	245	7.4	88	2	81	117	10	41	614	18.6
83-84	33	33	960	29.1	201	403	.499	0	0	.000	88	113	.779	69	110	179	5.4	97	4	47	99	13	50	490	14.8
TOTAL	**128**	**94**	**3502**	**27.4**	**746**	**1456**	**.512**	**0**	**0**	**.000**	**279**	**342**	**.816**	**320**	**433**	**753**	**5.9**	**333**	**10**	**271**	**358**	**35**	**134**	**1771**	**13.8**

11. #14 MARY OSTROWSKI » 1,729 CAREER POINTS
6'2" » FORWARD » PARKERSBURG, WEST VIRGINIA

Year	GP	GS	Min	Avg	FG	FGA	Pct	3FG	3FGA	Pct	FT	FTA	Pct	Off	Def	Tot	Avg	PF	FO	Ast	TO	Blk	Stl	Pts	Avg
80-81	29	17	602	20.8	124	231	.537	0	0	.000	84	115	.730	95	108	203	7.0	71	0	46	71	16	41	332	11.4
81-82	32	32	1000	31.3	179	341	.525	0	0	.000	100	146	.685	118	155	273	8.5	101	4	93	91	24	65	458	14.3
82-83	33	32	942	28.5	190	324	.586	0	0	.000	66	94	.702	111	139	250	7.6	75	1	91	95	15	61	446	13.5
83-84	31	29	955	30.8	194	376	.516	0	0	.000	105	136	.772	99	169	268	8.6	74	0	100	97	21	45	493	15.9
TOTAL	**125**	**110**	**3499**	**28.0**	**687**	**1272**	**.540**	**0**	**0**	**.000**	**355**	**491**	**.723**	**423**	**571**	**994**	**8.0**	**321**	**5**	**330**	**354**	**76**	**212**	**1729**	**13.8**

12. #5 SHANNA ZOLMAN » 1,706 CAREER POINTS
5'10" » GUARD » SYRACUSE, INDIANA

Year	GP	GS	Min	Avg	FG	FGA	Pct	3FG	3FGA	Pct	FT	FTA	Pct	Off	Def	Tot	Avg	PF	FO	Ast	TO	Blk	Stl	Pts	Avg
02-03	38	0	693	18.2	95	227	.419	37	96	.385	58	65	.892	27	51	78	2.1	40	0	64	63	3	32	285	7.5
03-04	35	30	1055	30.1	142	325	.437	58	136	.426	88	92	.957	11	88	99	2.8	68	0	71	82	3	35	430	12.3
04-05	35	24	968	27.7	147	333	.441	68	156	.436	75	87	.862	5	76	81	2.3	47	0	63	56	2	35	437	12.5
05-06	36	35	1203	33.4	183	426	.433	103	238	.433	85	90	.944	9	95	104	2.9	47	0	114	80	2	28	554	15.4
TOTAL	**144**	**89**	**3919**	**27.2**	**567**	**1308**	**.433**	**266**	**626**	**.425**	**306**	**334**	**.916**	**52**	**310**	**362**	**2.5**	**202**	**0**	**312**	**281**	**10**	**130**	**1706**	**11.8**

13. #43 SHYRA ELY » 1,673 CAREER POINTS
6'2" » FORWARD » INDIANAPOLIS, INDIANA

Year	GP	GS	Min	Avg	FG	FGA	Pct	3FG	3FGA	Pct	FT	FTA	Pct	Off	Def	Tot	Avg	PF	FO	Ast	TO	Blk	Stl	Pts	Avg
01-02	33	22	691	20.9	123	251	.490	0	1	.000	62	106	.585	60	117	177	5.4	86	2	36	77	13	27	308	9.3
02-03	36	8	804	22.3	142	287	.495	3	8	.375	67	94	.713	70	168	238	6.6	77	0	47	82	12	42	354	9.8
03-04	35	35	1055	30.1	213	443	.481	0	1	.000	82	121	.678	101	178	279	8.0	80	2	53	92	13	44	508	14.5
04-05	35	31	1082	30.9	193	423	.456	5	17	.294	112	155	.723	72	174	246	7.0	84	1	58	113	10	54	503	14.4
TOTAL	**139**	**96**	**3632**	**26.1**	**671**	**1404**	**.478**	**8**	**27**	**.296**	**323**	**476**	**.679**	**303**	**637**	**940**	**6.8**	**327**	**5**	**194**	**364**	**48**	**167**	**1673**	**12.0**

14. #25 GLORY JOHNSON » 1,643 CAREER POINTS
6'3" » FORWARD » KNOXVILLE, TENNESSEE

Year	GP	GS	Min	Avg	FG	FGA	Pct	3FG	3FGA	Pct	FT	FTA	Pct	Off	Def	Tot	Avg	PF	FO	Ast	TO	Blk	Stl	Pts	Avg
08-09	33	28	804	24.4	109	270	.404	0	2	.000	117	190	.616	105	131	236	7.2	73	1	21	88	12	35	335	10.2
09-10	35	25	884	25.3	124	271	.458	1	1	1.000	105	162	.648	97	171	268	7.7	75	1	34	75	11	45	354	10.1
10-11	37	29	912	24.6	155	290	.534	0	0	.000	133	227	.586	138	221	359	9.7	86	3	46	90	28	50	443	12.0
11-12	36	36	1077	29.9	186	346	.538	1	2	.500	138	217	.636	132	223	355	9.9	87	2	39	85	41	49	511	11.7
TOTAL	**141**	**118**	**3697**	**26.2**	**574**	**1177**	**.488**	**2**	**5**	**.400**	**493**	**796**	**.619**	**472**	**725**	**1218**	**8.6**	**321**	**7**	**140**	**338**	**92**	**179**	**1643**	**11.7**

15. #53 DANA JOHNSON » 1,621 CAREER POINTS
6'2" » CENTER » BALTIMORE, MARYLAND

Year	GP	GS	Min	Avg	FG	FGA	Pct	3FG	3FGA	Pct	FT	FTA	Pct	Off	Def	Tot	Avg	PF	FO	Ast	TO	Blk	Stl	Pts	Avg
91-92	31	2	502	16.2	91	197	.462	0	0	.000	57	99	.576	77	95	172	5.5	77	4	5	53	21	25	239	7.7
92-93	32	13	728	22.8	143	268	.534	0	0	.000	64	109	.587	93	89	182	5.7	83	1	6	38	18	33	350	10.9
93-94	33	33	810	24.5	173	317	.546	0	0	.000	109	171	.637	104	137	241	7.3	89	0	19	62	11	34	455	13.8
94-95	37	36	911	24.6	215	350	.614	0	0	.000	147	205	.717	94	195	289	7.8	86	0	11	73	13	36	577	15.6
TOTAL	**133**	**84**	**2951**	**22.2**	**622**	**1132**	**.549**	**0**	**0**	**.000**	**377**	**584**	**.646**	**368**	**516**	**884**	**6.6**	**335**	**5**	**41**	**226**	**63**	**128**	**1621**	**12.2**

16. #21 MERCEDES RUSSELL » 1,597 CAREER POINTS
6'6" » CENTER » SPRINGFIELD, OREGON

Year	GP	GS	Min	Avg	FG	FGA	Pct	3FG	3FGA	Pct	FT	FTA	Pct	Off	Def	Tot	Avg	PF	FO	Ast	TO	Blk	Stl	Pts	Avg
13-14	35	5	647	18.5	93	156	.596	0	0	.000	36	70	.514	67	107	174	5.0	53	0	18	45	40	14	222	6.3
14-15	Redshirted																								
15-16	36	31	1054	29.3	148	270	.548	0	0	.000	61	112	.545	104	195	299	8.3	75	1	28	61	66	16	357	9.9
16-17	32	32	1108	34.6	199	354	.562	0	0	.000	116	173	.671	77	232	309	9.7	75	1	38	64	45	23	514	16.1
17-18	33	33	1079	32.7	207	355	.583	0	0	.000	90	132	.682	112	191	303	9.2	69	0	27	48	44	39	503	15.3
TOTAL	**136**	**101**	**3888**	**28.6**	**647**	**1135**	**.570**	**0**	**0**	**.000**	**303**	**487**	**.622**	**360**	**725**	**1085**	**8.0**	**272**	**2**	**111**	**218**	**195**	**92**	**1597**	**11.7**

17. #52 DEBBIE GROOVER » 1,580 CAREER POINTS
6'0" » CENTER » CANTON, GEORGIA

Year	GP	GS	Min	Avg	FG	FGA	Pct	3FG	3FGA	Pct	FT	FTA	Pct	Off	Def	Tot	Avg	PF	FO	Ast	TO	Blk	Stl	Pts	Avg
77-78	31				105	235	.440				105	135	.777			173	5.6	72	1	58				315	10.1
78-79	39				181	351	.520				111	134	.820			338	8.7	103	3	60	107	14	95	473	12.1
79-80	38				176	336	.524				84	113	.743			268	7.1	94	2	114	85	17	78	436	11.5
80-81	31				150	328	.457				56	75	.747			178	5.7	78	3	65	50	6	33	356	11.5
TOTAL	**139**				**612**	**1250**	**.490**				**356**	**457**	**.779**			**957**	**6.9**	**347**	**9**	**297**	**242**	**37**	**206**	**1580**	**11.4**

18. #23 NIKKI MCCRAY » 1,572 CAREER POINTS
5'11" » FORWARD » COLLIERVILLE, TENNESSEE

Year	GP	GS	Min	Avg	FG	FGA	Pct	3FG	3FGA	Pct	FT	FTA	Pct	Off	Def	Tot	Avg	PF	FO	Ast	TO	Blk	Stl	Pts	Avg
91-92	31	18	475	15.3	87	174	.500	2	10	.200	39	53	.736	52	62	114	3.7	60	1	25	49	1	60	215	6.9
92-93	32	21	750	23.4	133	286	.465	0	0	.000	83	115	.722	76	69	145	4.5	73	0	61	65	3	86	349	10.9
93-94	33	33	921	27.9	213	421	.506	0	1	.000	111	158	.703	81	149	230	7.0	76	0	79	86	3	80	537	16.3
94-95	31	29	916	29.5	193	392	.492	2	15	.133	83	122	.680	78	104	182	5.9	66	0	82	68	2	63	471	15.2
TOTAL	**127**	**101**	**3062**	**24.1**	**626**	**1273**	**.492**	**4**	**26**	**.154**	**316**	**448**	**.705**	**287**	**384**	**671**	**5.3**	**275**	**1**	**247**	**268**	**9**	**289**	**1572**	**12.4**

19. #32 CINDY NOBLE » 1,561 POINTS AT UT *(overall total of 1,930/transfer from Ohio State)*
6'5" » CENTER » CLARKSBURG, OHIO

Year	GP	GS	Min	Avg	FG	FGA	Pct	3FG	3FGA	Pct	FT	FTA	Pct	Off	Def	Tot	Avg	PF	FO	Ast	TO	Blk	Stl	Pts	Avg
77-78 (OSU)	30				163	336	.485				43	57	.754			236	7.8	87	5					369	12.3
78-79 (UT)	34				170	292	.587				94	124	.760			212	6.2	96	2	24	94	17	43	434	12.8
79-80 (UT)	38				266	392	.678				145	182	.796			288	7.6	118	5	34	114	26	62	677	17.8
80-81 (UT)	31	30			178	298	.597				94	128	.734			227	7.3	77	3	20	52	47	46	450	14.5
TOTAL	**133**				**777**	**1318**	**.590**				**376**	**491**	**.766**			**963**	**7.2**	**378**	**15**	**78**	**260**	**90**	**151**	**1930**	**14.5**

20. #12 BASHAARA GRAVES » 1,509 CAREER POINTS
6'2" » FORWARD » CLARKSVILLE, TENNESSEE

Year	GP	GS	Min	Avg	FG	FGA	Pct	3FG	3FGA	Pct	FT	FTA	Pct	Off	Def	Tot	Avg	PF	FO	Ast	TO	Blk	Stl	Pts	Avg
12-13	35	34	1046	29.9	165	316	.522	0	4	.000	131	187	.701	120	161	281	8.0	64	1	42	66	13	49	461	13.2
13-14	35	30	875	25.0	122	228	.535	0	3	.000	82	119	.689	111	127	238	6.8	68	1	42	53	8	14	326	9.3
14-15	36	34	1024	28.4	137	272	.504	0	1	.000	108	146	.740	126	126	252	7.0	72	2	74	63	19	35	382	10.6
15-16	33	30	979	29.7	128	238	.538	0	3	.000	84	114	.737	109	164	273	8.3	69	0	44	46	11	31	340	10.3
TOTAL	**139**	**128**	**3924**	**28.2**	**552**	**1054**	**.524**	**0**	**11**	**.000**	**405**	**566**	**.716**	**466**	**578**	**1044**	**7.5**	**273**	**4**	**202**	**228**	**51**	**129**	**1509**	**10.9**

21. #13 GWEN JACKSON » 1,508 CAREER POINTS
6'2" » FORWARD » EUFAULA, ALABAMA

Year	GP	GS	Min	Avg	FG	FGA	Pct	3FG	3FGA	Pct	FT	FTA	Pct	Off	Def	Tot	Avg	PF	FO	Ast	TO	Blk	Stl	Pts	Avg
99-00	37	3	601	16.2	71	155	.458	4	13	.308	58	91	.637	70	95	165	4.5	50	0	20	62	17	27	204	5.5
00-01	34	30	833	24.5	144	296	.486	16	34	.471	93	118	.788	91	122	213	6.3	57	0	27	56	28	21	397	11.7
01-02	28	23	634	22.6	105	223	.471	9	28	.321	76	95	.800	75	99	174	6.2	47	1	27	48	11	28	295	10.5
02-03	38	38	944	24.8	234	409	.572	26	65	.400	118	156	.756	124	110	234	6.2	55	0	34	69	22	31	612	16.1
TOTAL	**137**	**94**	**3012**	**22.0**	**554**	**1083**	**.512**	**55**	**140**	**.393**	**345**	**460**	**.750**	**360**	**426**	**786**	**5.7**	**209**	**1**	**108**	**235**	**78**	**107**	**1508**	**11.0**

22. #00 MICHELLE SNOW » 1,497 CAREER POINTS
6'5" » CENTER » PENSACOLA, FLORIDA

Year	GP	GS	Min	Avg	FG	FGA	Pct	3FG	3FGA	Pct	FT	FTA	Pct	Off	Def	Tot	Avg	PF	FO	Ast	TO	Blk	Stl	Pts	Avg
98-99	34	16	740	21.8	117	195	.600	0	0	.000	56	108	.519	73	145	218	6.4	101	5	12	63	46	24	290	8.5
99-00	37	33	919	24.8	181	326	.555	0	1	.000	73	116	.629	95	137	232	6.3	102	1	16	81	47	28	435	11.8
00-01	33	28	771	23.4	143	250	.572	0	0	.000	79	130	.608	74	150	224	6.8	90	2	26	74	46	21	365	11.1
01-02	33	28	823	24.9	144	286	.503	0	0	.000	119	158	.753	63	151	214	6.5	82	1	17	58	55	24	407	12.3
TOTAL	**137**	**105**	**3253**	**23.7**	**585**	**1057**	**.553**	**0**	**1**	**.000**	**327**	**512**	**.639**	**305**	**583**	**888**	**6.5**	**375**	**9**	**71**	**276**	**194**	**97**	**1497**	**10.9**

23. #32 DAEDRA CHARLES » 1,495 CAREER POINTS
6'3" » CENTER » DETROIT MICHIGAN

Year	GP	GS	Min	Avg	FG	FGA	Pct	3FG	3FGA	Pct	FT	FTA	Pct	Off	Def	Tot	Avg	PF	FO	Ast	TO	Blk	Stl	Pts	Avg
88-89	37	23	916	24.8	139	258	.539	0	0	.000	85	151	.563	101	148	249	6.7	82	1	27	98	20	57	363	9.8
89-90	33	33	972	29.5	212	385	.551	0	0	.000	101	180	.561	145	142	287	8.7	86	1	29	73	36	50	525	15.9
90-91	35	35	1058	30.2	243	434	.560	0	0	.000	121	208	.582	138	184	322	9.2	103	6	37	88	39	72	607	17.3
TOTAL	**105**	**91**	**2946**	**28.1**	**594**	**1077**	**.552**	**0**	**0**	**.000**	**307**	**539**	**.570**	**384**	**474**	**858**	**8.2**	**271**	**8**	**93**	**259**	**95**	**179**	**1495**	**14.2**

24. #11 DENA HEAD » 1,483 CAREER POINTS
5'11" » GUARD » CANTON, MICHIGAN

Year	GP	GS	Min	Avg	FG	FGA	Pct	3FG	3FGA	Pct	FT	FTA	Pct	Off	Def	Tot	Avg	PF	FO	Ast	TO	Blk	Stl	Pts	Avg
88-89	37	16	830	22.4	86	196	.439	0	2	.000	66	89	.742	30	82	112	3.0	61	0	112	119	8	42	238	6.4
89-90	33	33	950	28.8	147	325	.452	1	1	1.000	81	112	.723	77	99	176	5.3	67	0	126	104	11	55	376	11.4
90-91	35	32	1044	29.8	163	324	.503	25	51	.490	107	150	.713	65	133	198	5.7	79	1	125	127	10	57	458	13.1
91-92	30	30	819	27.3	148	304	.487	14	39	.359	101	141	.716	86	68	154	5.1	77	2	76	85	7	60	411	13.7
TOTAL	**135**	**111**	**3643**	**27.0**	**544**	**1149**	**.473**	**40**	**93**	**.430**	**355**	**492**	**.722**	**258**	**382**	**640**	**4.7**	**284**	**3**	**439**	**435**	**36**	**214**	**1483**	**11.0**

25. #5 ANGIE BJORKLUND » 1,469 CAREER POINTS
6'0" » GUARD/FORWARD » SPOKANE VALLEY, WASHINGTON

Year	GP	GS	Min	Avg	FG	FGA	Pct	3FG	3FGA	Pct	FT	FTA	Pct	Off	Def	Tot	Avg	PF	FO	Ast	TO	Blk	Stl	Pts	Avg
07-08	38	30	905	23.8	115	298	.386	68	185	.368	20	23	.870	42	78	120	3.2	79	3	52	62	5	31	318	8.4
08-09	28	25	892	31.9	122	319	.382	62	152	.408	38	48	.792	38	45	83	3.0	73	1	74	64	9	30	344	12.3
09-10	35	34	1141	32.6	178	427	.417	102	239	.427	29	39	.744	20	76	96	2.7	58	0	100	62	6	33	487	13.9
10-11	31	24	843	27.2	114	262	.435	73	162	.451	19	25	.760	26	56	82	2.6	57	0	68	41	10	24	320	10.3
TOTAL	**132**	**113**	**3801**	**28.8**	**529**	**1306**	**.405**	**305**	**738**	**.413**	**106**	**135**	**.785**	**126**	**255**	**381**	**2.9**	**267**	**4**	**294**	**229**	**30**	**118**	**1469**	**11.1**

26. #31 JAIME NARED » 1,460 CAREER POINTS
6'2" » GUARD/FORWARD » PORTLAND, OREGON

Year	GP	GS	Min	Avg	FG	FGA	Pct	3FG	3FGA	Pct	FT	FTA	Pct	Off	Def	Tot	Avg	PF	FO	Ast	TO	Blk	Stl	Pts	Avg
14-15	36	3	566	15.7	60	159	.377	8	36	.222	59	71	.831	55	72	127	3.5	45	0	38	32	12	24	187	5.2
15-16	27	26	676	25.0	75	219	.342	13	49	.265	60	81	.741	60	70	130	4.8	55	2	44	47	8	22	223	8.3
16-17	32	32	1092	34.1	161	381	.423	37	98	.378	141	161	.876	77	143	220	6.9	89	6	53	61	11	37	500	15.6
17-18	33	33	1103	33.4	177	453	.391	27	112	.241	169	206	.820	70	175	245	7.4	64	2	84	62	20	73	550	16.7
TOTAL	**128**	**94**	**3437**	**26.9**	**473**	**1212**	**.390**	**85**	**295**	**.288**	**429**	**519**	**.827**	**262**	**460**	**722**	**5.6**	**253**	**10**	**219**	**202**	**51**	**156**	**1460**	**11.4**

27. #44 CINDY BROGDON » 1,458 POINTS AT UT *(overall total of 3,204/transfer from Mercer)*
5'10" » FORWARD » BUFORD, GEORGIA

Year	GP	GS	Min	Avg	FG	FGA	Pct	3FG	3FGA	Pct	FT	FTA	Pct	Off	Def	Tot	Avg	PF	FO	Ast	TO	Blk	Stl	Pts	Avg
75-76 (Mercer)	30				348	706	.490				206	247	.830			319	10.6	75	1					902	30.1
76-77 (Mercer)	28				335	690	.490				174	216	.810			286	10.2	75	3	116				844	30.1
77-78 (UT)	31				286	593	.482				102	118	.864			238	7.6	59	1	111				674	21.7
78-79 (UT)	39				344	693	.496				96	118	.813			185	4.7	87	1	150				784	20.1
TOTAL		**128**			**1313**	**2682**	**.490**				**578**	**699**	**.827**			**1028**	**8.3**	**296**	**6**	**377**				**3204**	**25.0**

28. #30 SHELIA COLLINS » 1,423 CAREER POINTS
5'9" » GUARD » COLBERT, GEORGIA

Year	GP	GS	Min	Avg	FG	FGA	Pct	3FG	3FGA	Pct	FT	FTA	Pct	Off	Def	Tot	Avg	PF	FO	Ast	TO	Blk	Stl	Pts	Avg
81-82	29	21	809	27.9	155	362	.428	0	0	.000	102	135	.756	82	86	168	5.8	94	3	68	100	30	72	412	14.2
82-83	12	0	187	15.6	41	79	.519	0	0	.000	21	31	.677	19	20	39	3.3	36	2	14	27	9	9	103	8.6
83-84	33	26	837	25.4	142	352	.403	0	0	.000	61	98	.622	57	74	131	4.0	98	3	113	90	16	84	345	10.5
84-85	31	31	911	29.4	213	487	.437	0	0	.000	137	175	.783	136	154	290	9.4	96	2	72	99	20	113	563	18.2
TOTAL	**105**	**78**	**2744**	**26.1**	**551**	**1280**	**.430**	**0**	**0**	**.000**	**321**	**439**	**.731**	**294**	**334**	**628**	**6.0**	**324**	**10**	**267**	**316**	**75**	**278**	**1423**	**13.6**

29. #14 ALEXIS HORNBUCKLE » 1,333 CAREER POINTS
5'11" » GUARD » CHARLESTON, WEST VIRGINIA

Year	GP	GS	Min	Avg	FG	FGA	Pct	3FG	3FGA	Pct	FT	FTA	Pct	Off	Def	Tot	Avg	PF	FO	Ast	TO	Blk	Stl	Pts	Avg
04-05	35	21	905	25.9	116	261	.444	9	27	.333	60	99	.606	71	119	190	5.4	90	3	110	80	21	64	301	8.6
05-06	29	24	802	27.7	102	244	.418	9	38	.237	73	98	.745	55	100	155	5.3	72	1	113	79	14	91	286	9.9
06-07	37	37	1138	30.8	150	341	.440	29	84	.345	49	67	.731	71	119	190	5.1	92	1	146	100	17	114	378	10.2
07-08	37	37	1160	31.4	141	318	.443	39	92	.424	47	70	.671	83	122	205	5.5	87	1	134	85	31	104	368	9.9
TOTAL	**138**	**119**	**4005**	**29.0**	**509**	**1164**	**.437**	**86**	**241**	**.357**	**229**	**334**	**.686**	**280**	**460**	**740**	**5.4**	**341**	**6**	**503**	**344**	**83**	**373**	**1333**	**9.7**

30. #33 TONYA EDWARDS » 1,309 CAREER POINTS
5'10" » GUARD » FLINT, MICHIGAN

Year	GP	GS	Min	Avg	FG	FGA	Pct	3FG	3FGA	Pct	FT	FTA	Pct	Off	Def	Tot	Avg	PF	FO	Ast	TO	Blk	Stl	Pts	Avg
86-87	34	5	627	18.4	107	248	.431	0	0	.000	89	114	.781	30	61	91	2.7	83	4	76	77	6	46	303	8.9
87-88	34	11	825	24.3	158	345	.458	7	14	.500	115	153	.752	77	88	165	4.9	76	1	112	106	11	78	438	12.9
88-89	20	20	504	25.2	67	149	.450	1	9	.111	59	74	.797	14	45	59	3.0	43	1	67	68	3	46	194	9.7
89-90	33	33	894	27.1	126	300	.420	14	38	.368	108	142	.761	25	79	104	3.2	82	0	111	93	2	56	374	11.3
TOTAL	**121**	**69**	**2850**	**23.6**	**458**	**1042**	**.440**	**22**	**61**	**.361**	**371**	**483**	**.768**	**146**	**273**	**419**	**3.5**	**284**	**6**	**366**	**344**	**22**	**226**	**1309**	**10.8**

31. #5 LATINA DAVIS » 1,260 CAREER POINTS
5'6" » GUARD » WINCHESTER, TENNESSEE

Year	GP	GS	Min	Avg	FG	FGA	Pct	3FG	3FGA	Pct	FT	FTA	Pct	Off	Def	Tot	Avg	PF	FO	Ast	TO	Blk	Stl	Pts	Avg
92-93	32	0	525	16.4	54	149	.362	9	41	.220	74	100	.740	52	47	99	3.1	73	3	46	50	7	45	191	6.0
93-94	33	0	617	18.7	97	200	.485	10	31	.323	51	58	.879	48	67	115	3.5	92	5	59	53	5	50	255	7.7
94-95	36	34	972	27.0	131	295	.444	13	37	.351	101	126	.802	73	85	158	4.4	111	3	63	75	2	53	376	10.4
95-96	35	35	1025	29.3	172	345	.499	4	12	.333	90	127	.709	79	94	173	4.9	95	3	92	69	6	50	438	12.5
TOTAL	**136**	**69**	**3139**	**23.1**	**454**	**989**	**.459**	**36**	**121**	**.298**	**316**	**411**	**.769**	**252**	**293**	**545**	**4.0**	**371**	**14**	**260**	**247**	**20**	**198**	**1260**	**9.3**

32. #52 ABBY CONKLIN » 1,226 CAREER POINTS
6'3" » FORWARD » CHARLESTOWN, INDIANA

Year	GP	GS	Min	Avg	FG	FGA	Pct	3FG	3FGA	Pct	FT	FTA	Pct	Off	Def	Tot	Avg	PF	FO	Ast	TO	Blk	Stl	Pts	Avg
93-94	33	0	371	11.2	61	123	.496	5	18	.278	31	40	.775	26	50	76	2.3	39	0	13	26	21	13	158	4.8
94-95	37	8	615	16.6	78	220	.355	32	113	.283	30	34	.882	38	70	108	2.9	50	0	25	45	19	16	218	5.9
95-96	35	30	951	27.2	160	353	.453	38	90	.422	47	66	.712	69	122	191	5.5	79	0	41	44	32	30	405	11.6
96-97	38	25	920	24.2	165	376	.439	49	128	.383	66	79	.835	53	129	182	4.8	90	2	32	52	30	32	445	11.7
TOTAL	**143**	**63**	**2857**	**20.0**	**464**	**1072**	**.433**	**124**	**349**	**.355**	**174**	**219**	**.795**	**186**	**371**	**557**	**3.9**	**258**	**2**	**111**	**167**	**102**	**91**	**1226**	**8.6**

33. #5 ARIEL MASSENGALE » 1,161 CAREER POINTS
5'7" » GUARD » BOLINGBROOK, ILLINOIS

Year	GP	GS	Min	Avg	FG	FGA	Pct	3FG	3FGA	Pct	FT	FTA	Pct	Off	Def	Tot	Avg	PF	FO	Ast	TO	Blk	Stl	Pts	Avg
11-12	33	24	936	28.4	77	199	.387	25	75	.333	66	85	.776	13	64	77	2.3	61	1	162	76	2	45	245	7.4
12-13	35	30	1085	31.0	86	232	.371	34	97	.351	70	90	.778	3	88	91	2.6	60	0	158	92	1	35	276	7.9
13-14	19	19	581	30.6	70	182	.385	31	81	.383	67	80	.838	7	54	61	3.2	23	0	110	47	0	27	238	12.5
14-15	35	13	1058	30.2	127	337	.377	74	202	.366	74	86	.860	9	83	92	2.6	35	0	88	58	0	23	402	11.5
TOTAL	**122**	**86**	**3660**	**30.0**	**360**	**950**	**.379**	**164**	**455**	**.360**	**277**	**341**	**.812**	**32**	**289**	**321**	**2.6**	**179**	**1**	**518**	**273**	**3**	**130**	**1161**	**9.5**

34. #21 LISA HARRISON » 1,135 CAREER POINTS
6'0" » FORWARD » LOUISVILLE, KENTUCKY

Year	GP	GS	Min	Avg	FG	FGA	Pct	3FG	3FGA	Pct	FT	FTA	Pct	Off	Def	Tot	Avg	PF	FO	Ast	TO	Blk	Stl	Pts	Avg
89-90	33	10	682	20.7	107	231	.463	0	2	.000	41	65	.631	64	95	159	4.8	51	0	50	63	9	32	255	7.7
90-91	34	21	867	25.5	114	289	.394	0	1	.000	31	61	.508	70	121	191	5.6	71	1	72	67	12	28	259	7.6
91-92	31	15	636	20.5	75	193	.389	0	2	.000	24	33	.727	58	103	161	5.2	40	0	60	35	11	40	174	5.6
92-93	32	32	953	29.8	196	419	.468	1	4	.250	54	87	.621	111	189	300	9.4	54	0	82	52	9	65	447	14.0
TOTAL	**130**	**78**	**3138**	**24.1**	**492**	**1132**	**.435**	**1**	**9**	**.111**	**150**	**246**	**.610**	**303**	**508**	**811**	**6.2**	**216**	**1**	**264**	**217**	**41**	**165**	**1135**	**8.7**

35. #44 LEA HENRY » 1,128 CAREER POINTS
5'4" » GUARD » DAMASCUS, GEORGIA

Year	GP	GS	Min	Avg	FG	FGA	Pct	3FG	3FGA	Pct	FT	FTA	Pct	Off	Def	Tot	Avg	PF	FO	Ast	TO	Blk	Stl	Pts	Avg
79-80	38				160	348	.460				8	17	.470			77	2.0	63	0	119	93	3	66	328	8.6
80-81	31	31	1131	36.5	145	282	.514				28	43	.651			67	2.2	62	0	165	69	4	50	318	10.3
81-82	32	25	1005	31.4	106	254	.417				22	39	.564			38	1.2	54	1	158	78	1	40	234	7.3
82-83	33	33	978	29.6	107	229	.467				34	47	.723			63	1.9	76	3	145	77	4	70	248	7.5
TOTAL	**134**				**518**	**1113**	**.465**				**92**	**146**	**.630**			**245**	**1.8**	**255**	**4**	**587**	**317**	**12**	**226**	**1128**	**8.4**

36. #55 PAULA TOWNS » 1,104 CAREER POINTS
6'1" » CENTER » FORT VALLEY, GEORGIA

Year	GP	GS	Min	Avg	FG	FGA	Pct	3FG	3FGA	Pct	FT	FTA	Pct	Off	Def	Tot	Avg	PF	FO	Ast	TO	Blk	Stl	Pts	Avg
80-81	24	0	153	6.4	11	32	.344	0	0	.000	18	29	.621	28	31	59	2.5	14	1	3	15	1	6	40	1.7
81-82	31	30	951	30.7	184	321	.573	0	0	.000	73	99	.737	105	141	246	7.9	107	5	9	72	8	48	441	14.2
82-83	28	25	710	25.4	134	256	.523	0	0	.000	44	67	.657	96	109	205	7.3	88	4	4	43	13	32	312	11.1
83-84	33	30	816	24.7	133	262	.508	0	0	.000	45	63	.714	115	127	242	7.3	92	2	6	62	12	26	311	9.4
TOTAL	**116**	**85**	**2630**	**22.7**	**462**	**871**	**.530**	**0**	**0**	**.000**	**180**	**258**	**.698**	**344**	**408**	**752**	**6.5**	**301**	**12**	**22**	**192**	**34**	**112**	**1104**	**9.5**

37. #55 NICKY ANOSIKE » 1,099 CAREER POINTS
6'4" » FORWARD/CENTER » STATEN ISLAND, NEW YORK

Year	GP	GS	Min	Avg	FG	FGA	Pct	3FG	3FGA	Pct	FT	FTA	Pct	Off	Def	Tot	Avg	PF	FO	Ast	TO	Blk	Stl	Pts	Avg
04-05	35	25	709	20.3	57	155	.368	0	0	.000	119	181	.657	104	110	214	6.1	104	5	50	60	33	48	233	6.7
05-06	36	34	844	23.4	78	153	.510	0	0	.000	99	139	.712	96	98	194	5.4	104	3	55	63	47	51	255	7.1
06-07	37	36	1001	27.1	100	234	.427	0	0	.000	78	130	.600	113	116	229	6.2	104	6	60	72	41	49	278	7.5
07-08	38	38	954	25.1	124	272	.456	0	0	.000	85	136	.625	124	153	277	7.3	99	5	81	70	40	65	333	8.8
TOTAL	**146**	**133**	**3508**	**24.0**	**359**	**814**	**.441**	**0**	**0**	**.000**	**381**	**586**	**.650**	**437**	**477**	**914**	**6.3**	**411**	**19**	**246**	**265**	**161**	**213**	**1099**	**7.5**

38. #10 TIFFANY WOOSLEY » 1,096 CAREER POINTS
5'6" » GUARD » SHELBYVILLE, TENNESSEE

Year	GP	GS	Min	Avg	FG	FGA	Pct	3FG	3FGA	Pct	FT	FTA	Pct	Off	Def	Tot	Avg	PF	FO	Ast	TO	Blk	Stl	Pts	Avg
91-92	31	4	621	20.0	87	205	.424	28	69	.406	73	92	.793	17	48	65	2.1	39	0	57	61	2	24	275	8.9
92-93	32	32	1008	31.5	118	319	.370	46	137	.336	86	104	.827	16	62	78	2.4	61	0	93	81	1	51	368	11.5
93-94	33	29	967	29.3	119	263	.452	46	101	.455	110	125	.880	12	53	65	2.0	52	0	106	87	2	34	394	11.9
94-95	8	5	234	29.3	16	52	.308	12	31	.387	15	27	.556	6	15	21	2.6	11	0	8	16	1	12	59	7.4
TOTAL	**104**	**70**	**2830**	**27.2**	**340**	**839**	**.405**	**132**	**338**	**.391**	**284**	**348**	**.816**	**51**	**178**	**229**	**2.2**	**163**	**0**	**264**	**245**	**6**	**121**	**1096**	**10.5**

39. #1 SIDNEY SPENCER » 1,088 CAREER POINTS
6'3" » FORWARD » HOOVER, ALABAMA

Year	GP	GS	Min	Avg	FG	FGA	Pct	3FG	3FGA	Pct	FT	FTA	Pct	Off	Def	Tot	Avg	PF	FO	Ast	TO	Blk	Stl	Pts	Avg
03-04	35	0	589	16.8	68	156	.436	11	38	.289	44	56	.786	49	73	122	3.5	85	1	33	40	8	14	191	5.5
04-05	25	13	469	18.8	47	120	.392	7	20	.350	28	35	.800	43	56	99	4.0	46	2	18	28	16	15	129	5.2
05-06	36	23	915	25.4	124	271	.458	53	122	.434	37	40	.925	52	72	124	3.4	75	2	46	46	10	28	338	9.4
06-07	37	37	1060	28.6	157	373	.421	62	156	.397	54	60	.900	79	77	156	4.2	81	1	39	58	10	40	430	11.6
TOTAL	**133**	**73**	**3033**	**22.8**	**396**	**920**	**.430**	**133**	**336**	**.396**	**163**	**191**	**.853**	**223**	**278**	**501**	**3.8**	**287**	**6**	**136**	**172**	**44**	**97**	**1088**	**8.2**

40. #20 PEGGY EVANS » 1,076 CAREER POINTS
6'0" » CENTER » DETROIT, MICHIGAN

Year	GP	GS	Min	Avg	FG	FGA	Pct	3FG	3FGA	Pct	FT	FTA	Pct	Off	Def	Tot	Avg	PF	FO	Ast	TO	Blk	Stl	Pts	Avg
90-91	35	7	696	19.9	117	218	.537	0	0	.000	64	86	.744	97	100	197	5.6	91	5	12	61	8	24	298	8.5
91-92	31	30	808	26.1	186	350	.531	0	0	.000	86	150	.573	97	104	201	6.5	80	4	33	58	13	60	458	14.8
92-93	28	24	694	24.8	137	296	.463	0	1	.000	46	72	.639	94	80	174	6.2	72	2	30	57	9	30	320	11.4
TOTAL	**94**	**61**	**2198**	**23.4**	**440**	**864**	**.509**	**0**	**1**	**.000**	**196**	**308**	**.636**	**288**	**284**	**572**	**6.1**	**243**	**11**	**75**	**176**	**30**	**114**	**1076**	**11.4**

41. #11 CIERRA BURDICK » 1,072 CAREER POINTS
6'2" » FORWARD » CHARLOTTE, NORTH CAROLINA

Year	GP	GS	Min	Avg	FG	FGA	Pct	3FG	3FGA	Pct	FT	FTA	Pct	Off	Def	Tot	Avg	PF	FO	Ast	TO	Blk	Stl	Pts	Avg
11-12	36	3	485	13.5	63	136	.463	4	12	.333	35	46	.761	33	68	101	2.8	45	0	34	40	21	10	165	4.6
12-13	27	16	657	24.3	86	190	.453	6	17	.353	49	64	.766	68	111	179	6.6	71	1	41	53	21	23	227	8.4
13-14	35	25	971	27.7	117	298	.393	9	25	.360	63	83	.759	82	174	256	7.3	81	3	70	68	14	22	306	8.7
14-15	34	29	990	29.1	138	316	.437	13	35	.371	85	103	.825	85	173	258	7.6	78	1	91	95	17	38	374	11.0
TOTAL	**132**	**73**	**3103**	**23.5**	**404**	**940**	**.430**	**32**	**89**	**.360**	**232**	**296**	**.784**	**268**	**526**	**794**	**6.0**	**275**	**5**	**236**	**256**	**73**	**93**	**1072**	**8.1**

42. #20 ISABELLE HARRISON » 1,071 CAREER POINTS

6'3" » CENTER » NASHVILLE, TENNESSEE

Year	GP	GS	Min	Avg	FG	FGA	Pct	3FG	3FGA	Pct	FT	FTA	Pct	Off	Def	Tot	Avg	PF	FO	Ast	TO	Blk	Stl	Pts	Avg
11-12	31	0	259	8.4	33	90	.367	0	1	.000	36	58	.621	38	45	83	2.7	40	1	3	23	17	7	102	3.3
12-13	25	17	519	20.8	97	200	.485	0	0	.000	44	63	.698	60	128	188	7.5	52	0	23	68	52	26	238	9.5
13-14	35	34	806	23.0	183	317	.577	0	0	.000	109	163	.669	109	217	326	9.3	94	2	35	96	36	33	475	13.6
14-15	21	17	473	22.5	99	210	.471	0	0	.000	58	90	.644	58	123	181	8.6	47	1	15	54	26	13	256	12.2
TOTAL	**112**	**68**	**2057**	**18.4**	**412**	**817**	**.504**	**0**	**1**	**.000**	**247**	**374**	**.660**	**265**	**513**	**778**	**6.9**	**233**	**4**	**76**	**241**	**131**	**79**	**1071**	**9.6**

43. #13 TABER SPANI » 1,053 CAREER POINTS

6'1" » GUARD/FORWARD » LEE'S SUMMIT, MISSOURI

Year	GP	GS	Min	Avg	FG	FGA	Pct	3FG	3FGA	Pct	FT	FTA	Pct	Off	Def	Tot	Avg	PF	FO	Ast	TO	Blk	Stl	Pts	Avg
09-10	33	16	635	19.2	69	167	.413	26	71	.366	28	37	.757	41	49	90	2.7	40	0	43	41	8	11	192	5.8
10-11	37	26	842	22.8	108	250	.432	35	95	.368	44	55	.800	51	102	153	4.1	44	0	51	51	8	17	295	8.0
11-12	27	15	562	20.8	61	164	.372	34	85	.400	23	30	.767	25	44	69	2.6	21	0	34	39	6	11	179	6.6
12-13	35	26	971	27.7	137	307	.446	48	130	.369	65	76	.855	49	108	157	4.5	47	0	41	46	12	20	387	11.1
TOTAL	**132**	**83**	**3010**	**22.8**	**375**	**888**	**.422**	**143**	**381**	**.375**	**160**	**198**	**.808**	**166**	**303**	**469**	**3.6**	**152**	**0**	**169**	**177**	**34**	**59**	**1053**	**8.0**

44. #11 DIAMOND DESHIELDS » 1,018 POINTS AT UT *(overall total of 1,666/transfer from North Carolina)*

6'1" » GUARD » NORCROSS, GEORGIA

Year	GP	GS	Min	Avg	FG	FGA	Pct	3FG	3FGA	Pct	FT	FTA	Pct	Off	Def	Tot	Avg	PF	FO	Ast	TO	Blk	Stl	Pts	Avg
13-14 (UNC)	36	32	1003	27.9	248	582	.426	48	172	.279	104	134	.776	41	153	194	5.4	88	5	92	122	10	61	648	18.0
14-15 (UT)		**Redshirt**																							
15-16 (UT)	36	20	965	26.8	195	499	.391	36	145	.248	88	115	.765	50	136	186	5.2	91	2	82	115	29	58	514	14.3
16-17 (UT)	29	28	971	33.5	178	421	.423	27	81	.333	121	153	.791	38	148	186	6.4	77	2	110	103	29	41	504	17.4
TOTAL	**101**	**80**	**2939**	**29.1**	**621**	**1502**	**.413**	**111**	**398**	**.279**	**313**	**402**	**.779**	**129**	**437**	**566**	**5.6**	**256**	**9**	**284**	**340**	**68**	**160**	**1666**	**16.5**

45. #3 MICHELLE MARCINIAK » 1,004 POINTS AT UT *(overall total of 1,385/transfer from Notre Dame)*

5'9" » GUARD » MACUNGIE, PENNSYLVANIA

Year	GP	GS	Min	Avg	FG	FGA	Pct	3FG	3FGA	Pct	FT	FTA	Pct	Off	Def	Tot	Avg	PF	FO	Ast	TO	Blk	Stl	Pts	Avg
92-93 (ND)	31	16	814	26.3	142	357	.398	12	60	.200	85	110	.773	40	66	106	3.4	86	2	85	134	10	63	381	12.3
93-94 (UT)	32	4	567	17.7	66	163	.405	22	67	.328	44	64	.688	18	41	59	1.8	57	0	93	73	5	50	198	6.2
94-95 (UT)	36	36	1050	29.2	131	295	.444	31	102	.304	97	133	.729	24	74	98	2.7	77	2	204	132	4	83	390	10.8
95-96 (UT)	36	36	1123	31.2	151	344	.439	13	64	.203	101	127	.795	23	85	108	3.0	70	2	152	101	11	101	416	11.6
TOTAL	**135**	**92**	**3554**	**26.3**	**490**	**1159**	**.423**	**78**	**293**	**.266**	**327**	**434**	**.753**	**105**	**266**	**371**	**2.7**	**290**	**6**	**534**	**440**	**30**	**297**	**1385**	**10.3**

SPECIAL CONSIDERATION

Senior transfer All-Americans and Olympians Patricia Roberts and Jill Rankin played for the Lady Vols during their senior year only. Though they didn't or haven't become 1,000-point scorers at UT, their career marks are some of the nation's all-time bests.

#44 PATRICIA ROBERTS » 2,447 CAREER POINTS

6'1" » CENTER » MONROE, GEORGIA » 987 POINTS AT UT/2,457 CAREER

Year	GP	GS	Min	Avg	FG	FGA	Pct	3FG	3FGA	Pct	FT	FTA	Pct	Off	Def	Tot	Avg	PF	FO	Ast	TO	Blk	Stl	Pts	Avg
73-74 (Emporia State)	22																							373	17.0
74-75 (Emporia State)	21				192	309	.621				55	84	.655			259	12.3							439	20.9
75-76 (Emporia State)	24				305	474	.643				48	89	.652			305	12.7							658	27.4
76-77 (UT)	33				428	662	.646				131	175	.748			467	14.2	97	4	54				987	29.9
TOTAL	**100**				**925**	**1445**	**.640**				**234**	**348**	**.672**			**1031**	**13.1**							**2447**	**24.5**

#13 JILL RANKIN » 2,851 CAREER POINTS

6'3" » CENTER » PHILLIPS, TEXAS » 730 POINTS AT UT/2,851 CAREER

Year	GP	GS	Min	Avg	FG	FGA	Pct	3FG	3FGA	Pct	FT	FTA	Pct	Off	Def	Tot	Avg	PF	FO	Ast	TO	Blk	Stl	Pts	Avg
76-77 (Wayland Baptist)	36				218	368	.592				91	131	.695			257	7.0							527	14.6
77-78 (Wayland Baptist)	38				259	426	.607				76	121	.628			262	6.9							594	15.6
78-79 (Wayland Baptist)	34				410	698	.587				180	234	.769			305	9.0							1000	29.4
79-80 (UT)	38				296	536	.552				138	172	.802			277	7.3	112	2					730	19.2
TOTAL	**146**				**1183**	**2028**	**.583**				**485**	**658**	**.737**			**1101**	**7.5**							**2851**	**19.5**

GREAT LADY VOL REBOUNDERS

1,000 CAREER REBOUNDS

1. CHAMIQUE HOLDSCLAW
1,295 CAREER REBOUNDS
(1995-99) » 6-2 » F

YEAR	RBS-AVG
95-96	326-9.1
96-97	367-9.4
97-98	328-8.4
98-99	274-8.1
TOTAL	1295-8.8

2. GLORY JOHNSON
1,218 CAREER REBOUNDS
(2008-12) » 6-3 » F

YEAR	RBS-AVG
08-09	236-7.2
09-10	268-7.7
10-11	359-9.7
11-12	355-9.9
TOTAL	1218-8.6

3. MERCEDES RUSSELL
1,085 CAREER REBOUNDS
(2013-18) » 6-6 » C

YEAR	RBS-AVG
13-14	174-5.0
15-16	299-8.3
16-17	309-9.7
17-18	303-9.2
TOTAL	1085-8.0

4. BASHAARA GRAVES
1,044 CAREER REBOUNDS
(2012-16) » 6-2 » F

YEAR	RBS-AVG
12-13	281-8.0
13-14	238-6.8
14-15	252-7.0
15-16	273-8.3
TOTAL	1044-7.5

5. SHEILA FROST
1,043 CAREER REBOUNDS
(1985-89) » 6-4 » C

YEAR	RBS-AVG
85-86	309-9.4
86-87	216-6.4
87-88	269-7.9
88-89	249-6.7
TOTAL	1043-7.6

6. TAMIKA CATCHINGS
1,004 CAREER REBOUNDS
(1997-01) » 6-1 » F

YEAR	RBS-AVG
97-98	313-8.0
99-99	249-7.3
99-00	292-7.9
00-01	150-8.8
TOTAL	1004-7.9

900 CAREER REBOUNDS

7. MARY OSTROWSKI
994 CAREER REBOUNDS
(1980-84) » 6-2 » F/C

YEAR	RBS-AVG
80-81	203-7.0
81-82	273-8.5
82-83	250-7.6
83-84	268-8.6
TOTAL	994-8.0

8. CANDACE PARKER
972 CAREER REBOUNDS
(2005-08) » 6-4 » G/F/C

YEAR	RBS-AVG
05-06	298-8.3
06-07	352-9.8
07-08	322-8.5
TOTAL	972-8.8

9. DEBBIE GROOVER
957 CAREER REBOUNDS
(1977-81) » 6-0 » C

YEAR	RBS-AVG
77-78	173-5.6
78-79	338-8.7
79-80	268-7.1
80-81	178-5.7
TOTAL	957-6.9

10. SHYRA ELY
940 CAREER REBOUNDS
(2001-05) » 6-2 » F

YEAR	RBS-AVG
01-02	177-5.4
02-03	238-6.6
03-04	279-8.0
04-05	246-7.0
TOTAL	940-6.8

11. BRIDGETTE GORDON
915 CAREER REBOUNDS
(1985-89) » 6-0 » F

YEAR	RBS-AVG
85-86	208-6.1
86-87	232-6.8
87-88	224-6.8
88-89	251-7.0
TOTAL	915-6.7

12. NICKY ANOSIKE
914 CAREER REBOUNDS
(2004-08) » 6-4 » F/C

YEAR	RBS-AVG
04-05	214-6.1
05-06	194-5.4
06-07	229-6.2
07-08	277-7.3
TOTAL	914-6.3

13. SHEKINNA STRICKLEN
905 CAREER REBOUNDS
(2008-12) » 6-2 » G/F

YEAR	RBS-AVG
08-09	190-5.9
09-10	213-6.1
10-11	270-7.3
11-12	232-6.6
TOTAL	905-6.5

800 CAREER REBOUNDS

14. MICHELLE SNOW
888 CAREER REBOUNDS
(1998-02) » 6-5 » C

YEAR	RBS-AVG
98-99	218-6.4
99-00	232-6.3
00-01	224-6.8
01-02	214-6.5
TOTAL	888-6.5

15. DANA JOHNSON
884 CAREER REBOUNDS
(1991-95) » 6-2 » C

YEAR	RBS-AVG
91-92	172-5.5
92-93	182-5.7
93-94	241-7.3
94-95	289-7.8
TOTAL	884-6.6

16. DAEDRA CHARLES
858 CAREER REBOUNDS
(1988-91) » 6-3 » C

YEAR	RBS-AVG
88-89	249-6.7
89-90	287-8.7
90-91	322-9.2
TOTAL	858-8.2

17. PASHEN THOMPSON
816 CAREER REBOUNDS
(1993-97) » 6-1 » C

YEAR	RBS-AVG
93-94	185-5.6
94-95	131-5.5
95-96	253-7.2
97-98	247-6.5
TOTAL	816-6.3

18. LISA HARRISON
811 CAREER REBOUNDS
(1989-93) » 6-0 » F

YEAR	RBS-AVG
89-90	159-4.8
90-91	191-5.6
91-92	161-5.2
92-93	300-9.4
TOTAL	811-6.2

TENNESSEE INDIVIDUAL & TEAM RECORDS

INDIVIDUAL RECORDS

SINGLE GAME

Points	51, Patricia Roberts vs. Kentucky (11/13/76)
Field Goals	24, Patricia Roberts vs. Kentucky (11/13/76)
Field Goal Attempts	31, Patricia Roberts vs. Kentucky (11/13/76)
Field Goal Percentage	1.000 (14-14) Gwen Jackson vs. Puerto Rico-Mayaguez (11/29/02)
3-Point Field Goals	8, Ariel Massengale vs. Vanderbilt (3/1/15) 8, Meighan Simmons vs. Lamar (12/1/10) & vs. Virginia (11/28/13)
3-Point Field Goal Attempts	17, Meighan Simmons vs. Virginia (11/28/13)
3-Point Field Goal Percentage	1.000 (6-6), Tasha Butts vs. Vanderbilt (2/15/04) Kara Lawson vs. Vanderbilt (2/27/03)
Free Throws	17, Candace Parker vs. Middle Tennessee (12/13/07) Bridgette Gordon vs. Long Beach State (3/25/89)
Free Throw Attempts	21, Candace Parker vs. Middle Tennessee (12/13/07)
Free Throw Percentage	1.000 (13-13), Gail Dobson vs. Union (3/1/75)
Rebounds	24, Patricia Roberts vs. Anderson (2/19/77)
Assists	18, Dawn Marsh vs. Georgia (3/6/88)
Blocks	12, Kelley Cain vs. LSU (2/22/10)
Steals	11, Michelle Marciniak vs. Kentucky (1/14/96)
Dunks	2, Candace Parker vs. Army (3/19/06)

SEASON

Points	987, Patricia Roberts (1976-77)
Scoring Average	29.9, Patricia Roberts (1976-77)
Field Goals	428, Patricia Roberts (1976-77)
Field Goal Attempts	693, Cindy Brogdon (1978-79)
Field Goal Percentage	67.9, Cindy Noble (1979-80)
3-Point Field Goals	103, Shanna Zolman (2005-06)
3-Point Field Goal Attempts	239, Angie Bjorklund (2009-10)
3-Point Field Goal Percentage	.490 (25-51), Dena Head (1990-91)
Free Throws	201, Candace Parker (2007-08)
Free Throw Attempts	288, Candace Parker (2007-08)
Free Throw Percentage	.957 (88-92), Shanna Zolman (2003-04)
Consecutive Free Throws	45, Shanna Zolman (1/29/04-12/12/04) 45, Tiffany Woosley (12/21/92-2/6/93)
Rebounds	467, Patricia Roberts (1976-77)
Rebound Average	14.2, Patricia Roberts (1976-77)
Assists	243, Dawn Marsh (1987-88)
Assist Average	7.1, Dawn Marsh (1987-88)
Blocks	113, Kelley Cain (2009-10)
Steals	141, Holly Warlick (1978-79)
Dunks	4, Candace Parker (2006-07)
Double-Doubles	21, Candace Parker (2006-07)
Triple-Doubles	1, Jordan Reynolds (2016-17) Shekinna Stricklen (2009-10) Shelia Collins (1984-85)

CAREER

Points	3,025, Chamique Holdsclaw (1995-99)
Scoring Average	29.9, Patricia Roberts (1976-77)
Field Goals	1,233, Chamique Holdsclaw (1995-99)
Field Goal Attempts	2,419, Chamique Holdsclaw (1995-99)
Field Goal Percentage	.647, Patricia Roberts (1976-77)
3-Point Field Goals	305, Angie Bjorklund (2007-11)
3-Point Field Goal Attempts	740, Meighan Simmons (2010-14)
3-Point Field Goal Percentage	.425, Shanna Zolman (2002-06)
Free Throws	526, Candace Parker (2005-08)
Free Throw Attempts	796, Glory Johnson (2008-12)
Free Throw Percentage	.916, Shanna Zolman (2002-06)
Rebounds	1,295, Chamique Holdsclaw (1995-99)
Assists	755, Dawn Marsh (1984-88)
Blocks	275, Candace Parker (2005-08)
Steals	373, Alexis Hornbuckle (2004-08)
Dunks	7, Candace Parker (2005-08)
Double-Doubles	57, Chamique Holdsclaw (1995-99)
Triple-Doubles	1, Jordan Reynolds (2016-17) Shekinna Stricklen (2009-10) Shelia Collins (1984-85)

TEAM RECORDS

SINGLE GAME

Points	136 vs. Puerto Rico-Mayaguez (11/29/02)
Field Goals	58 vs. Hawaii Pacific (12/20/85)
Field Goal Attempts	98 vs. Youngstown State (2/9/93)
Field Goal Percentage	.721 vs. Old Dominion (1/4/89)
3-Point Field Goals	16 vs. Kentucky (3/6/11)
3-Point Field Goal Attempts	36 vs. Lamar (12/1/10)
3-Point Field Goal Percentage	.875 (7-8) vs. Notre Dame (1/7/94)
Free Throws	40 vs. Florida (2/3/05)
Free Throw Attempts	53 vs. Long Beach State (12/3/88)
Free Throw Percentage	1.000 (18-18) vs. Alabama (2/19/15)
Rebounds	76 vs. Tennessee State (2/27/88)
Offensive Rebounds	44 vs. Youngstown State (2/9/93)
Defensive Rebounds	54 vs. Troy (12/6/17)
Assists	41 vs. Hawaii Pacific (12/20/85)
Blocks	15 vs. Kentucky (2/25/10)
Steals	38 vs. Hawaii Pacific (12/20/85)
Fouls	33 vs. Middle Tennessee (11/8/13)
Turnovers	32 vs. Texas (12/11/84)
Fewest Points	43 vs. Virginia Tech (12/6/15)
Fewest Field Goals	13 vs. Rutgers (3/29/05)
Fewest Field Goal Attempts	40 vs. Georgia (2/27/82)
Fewest Free Throws	0 vs. Maryland (3/30/15)
Fewest Free Throw Attempts	1 vs. Maryland (3/30/15)

SEASON

Points	3,464 in 1997-98
Scoring Average	88.9 in 1987-88
Field Goals	1,292 in 1978-79
Field Goal Percentage	.517 in 1982-83
3-Point Field Goals	242 in 2010-11
3-Point Field Goal Percentage	.401 in 1990-91
Free Throws	782 in 1997-98
Free Throw Percentage	.759 in 2012-13
Rebounds	1,811 in 1978-79
Rebound Average	46.9 in 1992-93
Assists	715 in 1979-80
Steals	567 in 1997-98 & 1978-79
Blocks	238 in 1997-98
Personal Fouls	745 in 1986-87
Turnovers	709 in 1996-97
Wins/Consecutive Wins	39 (1997-98)/46 (1997-98)
Losses/Consecutive Losses	14 (2015-16)/6 (2018-19)
Lowest Scoring Avg. Allowed	55.5 in 2006-07

Note — All records are since the 1974-75 season

SEASON HIGHS & LOWS

MOST WINS	39 (39-0), 1997-98
FEWEST	16 (16-8) 1974-75, (16-11), 1975-76
MOST POINTS	3,464, 1997-98
FEWEST	2,233, 1984-85
BEST WON-LOST PERCENTAGE	1.000 % (39-0), 1997-98
WORST	.592 (16-11), 1974-75
MOST CONSECUTIVE WINS/LOSSES	39, 1997-98 / 6, 2018-19
MOST POINTS ALLOWED	2,566, 1996-97
FEWEST	1,994, 1980-81
HIGH SCORING AVERAGE	88.9, 1987-88
LOWEST	65.6, 2015-16
BEST DEFENSIVE AVERAGE	55.5, 2006-07
WORST	73.4, 1974-75
MOST GAMES PLAYED	39, 1978-79, 1996-97, 1997-98
FEWEST	24, 1974-75
MOST FG MADE	1,292, 1978-79
FEWEST	837, 2008-09
MOST FG ATTEMPTED	2,679, 1997-98
FEWEST	1,859, 1980-81
BEST FG PERCENTAGE	51.7, 1982-83
LOWEST	40.8, 2015-16
MOST 3FG MADE	242, 2010-11
FEWEST	6, 1988-89
MOST 3FG ATTEMPTED	647, 2007-08
FEWEST	26, 1988-89
BEST 3FG PERCENTAGE	.401, 1990-91
LOWEST	.231, 1988-89
MOST FT MADE	782, 1997-98
FEWEST	368, 1976-77
MOST FT ATTEMPTED	1,110, 1997-98
FEWEST	556, 1976-77
BEST FT PERCENTAGE	.759, 2012-13
LOWEST	.627, 1985-86
MOST REBOUNDS	1,811, 1978-79
FEWEST	1,233, 1977-78
BEST REBOUND AVERAGE	46.9, 1992-93
LOWEST	38.4, 2006-07
MOST ASSISTS	715, 1979-80
FEWEST	413, 1992-93
MOST BLOCKS	228, 1997-98
FEWEST	73, 1978-79
MOST STEALS	567, 1978-79, 1997-98
FEWEST	197, 2016-17

OPPONENT RECORDS

INDIVIDUAL RECORDS

SINGLE GAME

Points	45, Clarissa Davis, Texas at Knoxville, (12/9/87) Peggy Gillom, Ole Miss at Knoxville, (2/4/78)
Field Goals	21, Peggy Gillom, Ole Miss at Knoxville, (2/4/78)
Field Goals Att.	42, Kim Williams, DePaul at Knoxville, (1/28/97)
Field Goal Pct.	1.000 (10-10), Misty Lamb, Vanderbilt at Knoxville, (2/22/90)
3-Point Field Goals	9, Molly Goodenbour, Stanford at Knoxville, (12/21/92)
3-Point Field Goals Attempted	23, Sheila Ethridge, Louisiana Tech at Ruston, La., (2/5/91)
3-Point Field Goal Percentage	1.000 (5-5), (tied 4 times) most recently Shamani Stafford, Presbyerian at Knoxville, (11/11/18)
Free Throws	15, (two tied) most recently Chantelle Anderson, Vanderbilt at Knoxville, (2/27/03)
Free Throws Attempted	18, Sha Brooks, Florida at Gainesville, (2/8/09)
Free Throw Percentage	1.000 (15-15), Melissa King, Santa Clara at Santa Clara, Calif., (12/16/91)
Rebounds	21, Linda Street, Memphis State at Martin, Tenn.,(3/3/78)
Assists	14, Tyasha Harris, South Carolina at Knoxville (2/24/19) 14, Cathy Bender, Vanderbilt at Lexington, Ky., (2/26/82)
Blocks	11, Anne Donovan, Old Dominion at Knoxville, (2/14/82)
Steals	8 (tied 6 times) most recently Chanette Hicks, Va. Tech at Blacksburg, Va., (11/27/16)

TEAM RECORDS

SINGLE GAME

Points	102, Auburn at Albany, Ga., (3/6/87) and Louisiana Tech at Greensboro, N.C., (3/23/79)
Field Goals	44, Louisiana Tech at Greensboro, N.C., (3/23/79)
Field Goal Attempts	99, Troy at Knoxville, (12/21/16)
Field Goal Percentage	.709 (44-62) Louisiana Tech at Greensboro, N.C., (3/23/79)
3-Point Field Goals	14, Stanford at Knoxville, (12/18/18) 14, Syracuse at Sioux Falls, S.D., (3/27/16)
3-Point Field Goal Attempts	38, Troy at Knoxville, (12/6/17)
3-Point Field Goal Pct.	.833 (5-6), Rutgers at Piscataway, N.J., (1/17/94)
Free Throws	31, (tied three times) most recently Oklahoma at Knoxville, (11/10/02)
Free Throw Attempts	45, Oklahoma at Knoxville, (11/10/02)
Free Throw Pct.	1.000 (20-20) Louisiana State at Knoxville, (2/13/88)
Rebounds	57, North Carolina at Knoxville, (12/2/07)
Assists	29, Louisiana Tech at Greensboro, N.C., (3/23/79)
Turnovers	50, Hawaii Pacific at Honolulu, Hawaii, (12/20/85)
Blocks	13, Baylor at Memphis, Tenn, (3/27/10)
Steals	20, Florida at Knoxville, Tenn. (2/26/06) 20, Georgia at Athens, Ga., (2/19/84)

TENNESSEE IN OVERTIME GAMES

All Games (52): 32-20 (.615)
H: (6-5), **A:** (13-11), **N:** (13-4)

Regular Season (44): 26-18 (.591)
H: (5-5), **A:** (13-11), **N:** (8-2)

SEC Tournament (2): 1-1 (1.000)
H: (0-0), **A:** (0-0), **N:** (1-1)

NCAA Tournament (6): 5-1 (.833)
H: (1-0), **A:** (0-0), **N:** (4-1)

Tenn. Tech 89, Tennessee 84	H	2/6/76
UNC Greensboro 81, Tennessee 79	N	2/13/76
Tennessee 71, Memphis St 69	N	3/6/76
Tennessee 82, Tenn. Tech 81	A	1/18/78
Tennessee 92, Kentucky 90	A	1/28/78
LSU 85, Tennessee 80	A	1/24/79
Tennessee 91, Kentucky 83	A	2/2/80
Tennessee 73, Georgia 68	N	12/17/80
Tennessee 93, Maryland 91	A	1/15/81
Ohio State 83, Tennessee 82	N	12/17/81(2OT)
$ Tennessee 91, So. Cal 90	H	3/21/82
Old Dominion 78, Tennessee 72	H	11/30/82
$ Tennessee 90, Mississippi 83	N	3/25/83(3OT)
Kentucky 76, Tennessee 72	H	1/23/85
Tennessee 62, La. Tech 61	N	11/27/88
$ Virginia 79, Tennessee 75	N	3/24/90
Tennessee 71, Florida 70	A	1/16/91
$ Tennessee 70, Virginia 67	N	3/31/91
Stanford 96, Tennessee 95	A	12/14/91
Mississippi 80, Tennessee 78	A	1/18/92
Tennessee 74, Stanford 73	N	12/6/92
Tennessee 86, Colorado 82	H	12/20/93
Tennessee 95, Kentucky 89	A	2/18/94
Tennessee 79, S. Carolina 73	A	2/15/96
Tennessee 72, Auburn 67	H	2/18/96
$ Tennessee 88, Connecticut 83	N	3/29/96
Georgia 94, Tennessee 93	H	12/8/96
Tennessee 68, Texas 65	H	12/21/96
Tennessee 92, Vanderbilt 79	A	1/19/97
# Tennessee 100, LSU 99	N	3/1/97
Connecticut 63, Tennessee 62	A	1/4/03
Tennessee 70, Stanford 66	A	12/14/03
Tennessee 96, DePaul 89	A	12/17/03
Tennessee 68, Auburn 61	H	2/1/04
# Georgia 68, Tennessee 66	N	3/6/04
Tennessee 91, Florida 82	H	2/3/05
Florida 95, Tennessee 93	H	2/26/06
Tennessee 75, Arkansas 68	A	2/22/07
Stanford 73, Tennessee 69	A	12/22/07
Tennessee 79, Stanford 69	H	12/21/08
Tennessee 82, Stanford 72	H	12/19/10
Virginia 69, Tennessee 64	A	11/20/11
Arkansas 72, Tennessee 71	H	2/23/12
Tennessee 88, Mid. Tennessee 81	H	11/28/12
Tennessee 78, Florida 75	A	1/13/13
$ Tennessee 73, Gonzaga 69	N	3/28/15
Mississippi St. 65, Tennessee 63	A	1/28/16
Texas A&M 76, Tennessee 71	A	2/7/16
Georgia 81, Tennessee 78	A	2/5/17 (2OT)
Tennessee 101, Marquette 99	N	11/23/17
Texas A&M 79, Tennessee 76	A	1/11/18
Tennessee 73, UAB 69	N	11/24/18

$ - NCAA Tournament game
# - SEC Tournament game

Center Kasiyahna Kushkituah produced a double-double effort of 13 points and 13 rebounds to help Tennessee defeat UAB in overtime last season and win its bracket at the 2019 Resorts World Junkanoo Jam in Bimini, Bahamas.

SCORING RECORDS

TEAM RECORDS

MOST POINTS SCORED

Game:	136	at Puerto Rico-Mayaguez	11/29/02
Season:	3,464	1997-98	39 games

HIGHEST SCORING AVERAGE

Season:	88.9	1987-88	3,021 in 34 games

INDIVIDUAL RECORDS

MOST POINTS SCORED

Game:	51	Patricia Roberts	vs. Kentucky	11/13/76
Season:	987	Patricia Roberts	1976-77	33 games
Career:	3,025	Chamique Holdsclaw	1995-99	148 games

HIGHEST SCORING AVERAGE

Season:	29.9	Patricia Roberts	1976-77	987/33 games
Career:	29.9	Patricia Roberts	1976-77	987/33 games

CAREER LEADERS

POINTS SCORED

	Pts.	Player	Seasons
1.	3,025	Chamique Holdsclaw	1995-99
2.	2,462	Bridgette Gordon	1985-89
3.	2,137	Candace Parker	2005-08
4.	2,113	Tamika Catchings	1997-01
5.	2,064	Meighan Simmons	2010-14
6.	1,950	Kara Lawson	1999-03
7.	1,915	Semeka Randall	1997-01
8.	1,882	Shekinna Stricklen	2008-12
9.	1,790	Sheila Frost	1985-89
10.	1,771	Tanya Haave	1980-84

POINTS PER GAME

	PPG	Player	Seasons
1.	29.9	Patricia Roberts	1976-77
2.	20.8	Cindy Brogdon	1977-79
3.	20.4	Chamique Holdsclaw	1995-99
4.	19.4	Candace Parker	2005-08
5.	19.2	Jill Rankin	1979-80
6.	18.0	Bridgette Gordon	1985-89
7.	16.6	Tamika Catchings	1997-01
8.	15.7	Diamond DeShields	2015-17
9.	15.2	Cindy Noble	1978-81
10.	14.4	Meighan Simmons	2010-14

SEASON LEADERS

POINTS SCORED

	Pts.	Player	Season
1.	987	Patricia Roberts	1976-77
2.	915	Chamique Holdsclaw	1997-98
3.	809	Candace Parker	2007-08
4.	803	Chamique Holdsclaw	1996-97
5.	784	Cindy Brogdon	1978-79
6.	735	Bridgette Gordon	1988-89
7.	730	Jill Rankin	1979-80
8.	724	Chamique Holdsclaw	1998-99
9.	711	Tamika Catchings	1997-98
10.	706	Candace Parker	2006-07

BY CLASS

Freshman:	711	Tamika Catchings	1997-98
Sophomore:	803	Chamique Holdsclaw	1996-97
Junior:	915	Chamique Holdsclaw	1997-98
Senior:	987	Patricia Roberts	1976-77

POINTS PER GAME

	PPG	Player	Season
1.	29.9	Patricia Roberts	1976-77
2.	23.5	Chamique Holdsclaw	1997-98
3.	21.7	Cindy Brogdon	1977-78
4.	21.3	Candace Parker	2007-08
	21.3	Chamique Holdsclaw	1998-99
6.	20.8	Bridgette Gordon	1987-88
7.	20.6	Chamique Holdsclaw	1996-97
8.	20.4	Bridgette Gordon	1988-89
9.	20.1	Cindy Brogdon	1978-79
10.	19.6	Candace Parker	2006-07

SINGLE GAME LEADERS

	Pts.	Player	Date	Opponent
1.	51	Patricia Roberts	11/13/76	Kentucky
2.	43	Tanya Haave	12/11/82	at Stephen F. Austin
	43	Patricia Roberts	1/24/77	East Tennessee State
4.	40	Shelia Collins	3/3/85	at Mississippi
	40	Patricia Roberts	3/26/77	Immaculata
6.	39	Chamique Holdsclaw	3/15/99	Boston College
	39	Chamique Holdsclaw	2/14/98	Auburn
	39	Gail Dobson	3/1/75	Union (Tenn.)
9.	38	Tamika Catchings	2/26/99	Florida
	38	Patricia Roberts	1/6/77	Marshall

YEAR-BY-YEAR LEADERS

Year	Leader	G	Pts.-Avg.
1975-76	Sue Thomas	14	250-17.8
1976-77	Patricia Roberts	33	987-29.9
1977-78	Cindy Brogdon	31	674-21.7
1978-79	Cindy Brogdon	39	784-20.1
1979-80	Jill Rankin	38	730-19.2
1980-81	Cindy Noble	31	450-14.5
1981-82	Mary Ostrowski	32	458-14.3
1982-83	Tanya Haave	33	614-18.6
1983-84	Mary Ostrowski	31	493-15.9
1984-85	Shelia Collins	31	563-18.2
1985-86	Bridgette Gordon	34	481-14.1
1986-87	Bridgette Gordon	34	559-16.4
1987-88	Bridgette Gordon	33	687-20.8
1988-89	Bridgette Gordon	36	735-20.4
1989-90	Daedra Charles	33	525-15.9
1990-91	Daedra Charles	35	607-17.3
1991-92	Peggy Evans	31	458-14.8
1992-93	Lisa Harrison	32	447-14.0
1993-94	Nikki McCray	33	537-16.3
1994-95	Dana Johnson	37	577-15.6
1995-96	Chamique Holdsclaw	36	583-16.2
1996-97	Chamique Holdsclaw	39	803-20.6
1997-98	Chamique Holdsclaw	39	915-23.5
1998-99	Chamique Holdsclaw	34	724-21.3
1999-00	Tamika Catchings	37	580-15.7
2000-01	Tamika Catchings	17	259-15.2
2001-02	Kara Lawson	34	512-15.1
2002-03	Gwen Jackson	38	612-16.1
2003-04	Shyra Ely	35	508-14.5
2004-05	Shyra Ely	35	503-14.4
2005-06	Candace Parker	36	622-17.3
2006-07	Candace Parker	36	706-19.6
2007-08	Candace Parker	38	809-21.3
2008-09	Shekinna Stricklen	32	424-13.3
2009-10	Angie Bjorklund	35	487-13.9
2010-11	Meighan Simmons	37	500-13.5
2011-12	Shekinna Stricklen	35	539-15.4
2012-13	Meighan Simmons	35	589-16.8
2013-14	Meighan Simmons	35	577-16.5
2014-15	Isabelle Harrison	21	256-12.2
2015-16	Diamond DeShields	36	514-14.3
2016-17	Diamond DeShields	29	504-17.4
2017-18	Jaime Nared	33	550-16.7
2018-19	**Rennia Davis**	**31**	**463-14.9**
	Evina Westbrook	31	463-14.9

FIELD GOAL RECORDS

TEAM RECORDS

MOST FIELD GOALS MADE

Game:	58	at Hawaii Pacific	12/20/85
Season:	1,292	1978-79	39 games

HIGHEST FIELD GOAL PERCENTAGE

Season:	.517	1982-83	1,051-2,034

INDIVIDUAL RECORDS

MOST FIELD GOALS MADE

Game:	24	Patricia Roberts	vs. Kentucky	11/13/76
Season:	428	Patricia Roberts	1976-77	33 games
Career:	1,233	Chamique Holdsclaw	1995-99	148 games

HIGHEST FIELD GOALS PERCENTAGE

Season:	.679	Cindy Noble	1979-80	266-392
Career:	.647	Patricia Roberts	1976-77	428-662

CAREER LEADERS

FIELD GOALS MADE

	FGM	Player	Seasons
1.	1,233	Chamique Holdsclaw	1995-99
2.	1,017	Bridgette Gordon	1985-89
3.	797	Candace Parker	2005-08
4.	760	Tamika Catchings	1997-01
5.	754	Sheila Frost	1985-89
6.	746	Meighan Simmons	2010-14
		Tanya Haave	1980-84
8.	731	Semeka Randall	1997-01
9.	692	Shekinna Stricklen	2008-12
10.	687	Mary Ostrowski	1980-84

FIELD GOAL PERCENTAGE

	FG%	Player	Seasons
1.	.647	Patricia Roberts (428-662)	1976-77
2.	.625	Cindy Noble (614-982)	1978-81
3.	.606	Kelley Cain (343-566)	2008-11
4.	.591	Sheila Frost (754-1,276)	1985-89
5.	.570	Mercedes Russell (647-1135)	2013-18
6.	.561	Jerilynn Harper (152-271)	1978-79
7.	.553	Michelle Snow (585-1,057)	1998-02
8.	.552	Jill Rankin (296-536)	1979-80
9.	.552	Daedra Charles (594-1,077)	1988-91
10.	.549	Dana Johnson (622-1,132)	1991-95

SINGLE SEASON LEADERS

FIELD GOALS MADE

	FGM	Player	Season
1.	428	Patricia Roberts	1976-77
2.	370	Chamique Holdsclaw	1997-98
3.	344	Cindy Brogdon	1978-79
4.	332	Chamique Holdsclaw	1996-97
5.	300	Candace Parker	2007-08
	300	Bridgette Gordon	1988-89
7.	296	Jill Rankin	1979-80
8.	294	Chamique Holdsclaw	1998-99
9.	289	Bridgette Gordon	1987-88
10.	286	Cindy Brogdon	1977-78

BY CLASS

Freshman:	253	Tamika Catchings	1997-98
Sophomore:	332	Chamique Holdsclaw	1996-97
Junior:	370	Chamique Holdsclaw	1997-98
Senior:	428	Patricia Roberts	1976-77

FIELD GOAL PERCENTAGE (MIN. 250 ATTEMPTS)

	FG%	Player	Season
1.	.679	Cindy Noble (266-392)	1979-80
2.	.647	Patricia Roberts (428-662)	1976-77
3.	.615	Sheila Frost (208-338)	1987-88
4.	.614	Dana Johnson (215-350)	1994-95
5.	.597	Cindy Noble (178-298)	1980-81
6.	.590	Sheila Frost (161-273)	1986-87
7.	.586	Mary Ostrowski (190-324)	1982-83
8.	.583	Mercedes Russell (207-355)	2017-18
9.	.582	Cindy Noble (170-292)	1978-79
10.	.580	Sheila Frost (181-312)	1985-86

SINGLE GAME LEADERS

FIELD GOALS MADE

	FGM	Player	Date	Opponent
1.	24	Patricia Roberts	11/13/76	Kentucky
2.	19	Patricia Roberts	1/24/77	East Tennessee State
3.	18	Patricia Roberts	3/24/77	vs. Kansas State
	18	Patricia Roberts	1/6/77	Marshall
5.	17	Tanya Haave	12/11/82	at Steven F. Austin
	17	Sue Thomas	1/14/76	at Western Carolina
7.	16	Sheila Frost	1/17/88	Vanderbilt
	16	Tanya Haave	2/9/83	at Kentucky
	16	Patricia Roberts	3/3/77	Middle Tenn. State
	16	Patricia Roberts	1/14/77	at Western Carolina

YEAR-BY-YEAR LEADERS (BY PCT.)

Year	Leader	G	FGM-FGA	FG%
1975-76	Marcia Garner	12	36-66	.545
1976-77	Patricia Roberts	33	428-662	.646
1977-78	Suzanne Barbre	31	209-414	.504
1978-79	Cindy Noble	34	170-292	.582
1979-80	Cindy Noble	38	266-392	.678
1980-81	Cindy Noble	31	178-298	.597
1981-82	Paula Towns	31	184-321	.573
1982-83	Lynne Collins	30	79-130	.608
1983-84	Mary Ostrowski	31	194-376	.516
1984-85	Lisa Webb	16	79-156	.506
1985-86	Sheila Frost	33	181-312	.580
1986-87	Sheila Frost	34	161-273	.590
1987-88	Sheila Frost	34	208-338	.615
1988-89	Kelli Casteel	31	44-63	.698
1989-90	Daedra Charles	33	212-385	.551
1990-91	Daedra Charles	35	243-434	.560
1991-92	Peggy Evans	31	186-350	.531
1992-93	Dana Johnson	32	143-268	.534
1993-94	Dana Johnson	33	173-317	.546
1994-95	Dana Johnson	37	215-350	.614
1995-96	Pashen Thompson	35	106-201	.527
1996-97	Tiffani Johnson	38	143-269	.532
1997-98	Teresa Geter	39	98-179	.547
1998-99	Michelle Snow	34	117-195	.600
1999-00	Michelle Snow	37	181-326	.555
2000-01	Michelle Snow	33	143-250	.572
2001-02	Michelle Muñoz	27	36-62	.581
2002-03	Courtney McDaniel	36	57-96	.594
2003-04	Ashley Robinson	35	120-247	.486
2004-05	Tye'sha Fluker	33	101-219	.461
2005-06	Sybil Dosty	35	40-65	.615
2006-07	Candace Parker	36	267-505	.529
2007-08	Vicki Baugh	38	79-143	.552
2008-09	Kelley Cain	27	97-157	.618
2009-10	Kelley Cain	33	148-244	.607
2010-11	Kelley Cain	32	98-165	.594
2011-12	Vicki Baugh	35	105-182	.577
2012-13	Bashaara Graves	35	165-316	.522
2013-14	Mercedes Russell	35	93-156	.596
2014-15	Nia Moore	36	75-133	.564
2015-16	Mercedes Russell	36	148-270	.548
2016-17	Mercedes Russell	32	199-354	.562
2017-18	Mercedes Russell	33	207-355	.583
2018-19	Cheridene Green	32	114-208	.548

THREE-POINT FIELD GOAL RECORDS

TEAM RECORDS

MOST 3-POINT FIELD GOALS MADE

Game:	16	vs. Kentucky	3/6/11
Season:	242	2010-11	37 games

HIGHEST 3-POINT FIELD GOAL PERCENTAGE

Season:	.401	1990-91	118-294

INDIVIDUAL RECORDS

MOST 3-POINT FIELD GOALS MADE

Game:	8	Ariel Massengale	Vanderbilt	3/1/15
		Meighan Simmons	Virginia	11/28/13
			Lamar	12/1/10
Season:	103	Shanna Zolman	2005-06	102-239
Career:	305	Angie Bjorklund	2007-11	305-738

HIGHEST 3-POINT FIELD GOAL PERCENTAGE

Season:	.490	Dena Head	1990-91	25-51
Career:	.425	Shanna Zolman	2002-06	266-626

CAREER LEADERS

3-POINT FIELD GOALS MADE

	3PM	Player	Seasons
1.	305	Angie Bjorklund	2007-11
2.	266	Shanna Zolman	2002-06
3.	256	Kara Lawson	1999-03
4.	255	Meighan Simmons	2010-14
5.	164	Ariel Massengale	2011-15
6.	163	Shekinna Stricklen	2008-12
7.	161	Brittany Jackson	2001-05
8.	147	Shannon Bobbitt	2006-08
9.	143	Taber Spani	2009-13
10.	133	Sidney Spencer	2003-07

3-POINT FIELD GOAL PERCENTAGE

	3P%	Player	Seasons
1.	.425	Shanna Zolman (266-626)	2002-06
2.	.415	Kara Lawson (256-617)	1999-03
3.	.413	Angie Bjorklund (305-738)	2007-11
4.	.412	April McDivitt (101-245)	1999-02
5.	.406	Shannon Bobbitt (147-362)	2006-08
6.	.396	Sidney Spencer (133-336)	2003-07
7.	.393	Gwen Jackson (55-140)	1999-03
8.	.391	Tiffany Woosley (132-338)	1991-95
9.	.375	Taber Spani (143-381)	2009-13
10.	.364	Kellie Jolly (99-272)	1995-99

SINGLE SEASON LEADERS

3-POINT FIELD GOALS MADE

	3PM	Player	Season
1.	103	Shanna Zolman	2005-06
2.	102	Angie Bjorklund	2009-10
3.	79	Kara Lawson	1999-2000
4.	78	Shannon Bobbitt	2007-08
5.	77	Kara Lawson	2002-03
6.	74	Ariel Massengale	2014-15
7.	73	Angie Bjorklund	2010-11
8.	72	Meighan Simmons	2013-14
9.	69	Meighan Simmons	2012-13
	69	Shannon Bobbitt	2006-07

BY CLASS

Freshman:	79	Kara Lawson	1999-00
Sophomore:	62	Angie Bjorklund	2008-09
		Kara Lawson	2000-01
Junior:	102	Angie Bjorklund	2009-10
Senior:	103	Shanna Zolman	2005-06

3-POINT FIELD GOAL PERCENTAGE

	3P%	Player	Season
1.	.490	Dena Head (25-51)	1990-91
2.	.455	Tiffany Woosley (46-101)	1993-94
3.	.451	Angie Bjorklund (73-162)	2010-11
4.	.450	Kara Lawson (77-171)	2002-03
5.	.436	Shanna Zolman (68-156)	2004-05
6.	.436	Kara Lawson (79-181)	1999-2000
7.	.434	Sidney Spencer (53-122)	2005-06
8.	.433	Shanna Zolman (103-238)	2005-06
9.	.427	Angie Bjorklund (102-239)	2009-10
10.	.426	Shanna Zolman (58-136)	2003-04

SINGLE GAME LEADERS

	3PM	Player	Date	Opponent
1.	8	Ariel Massengale	3/1/15	Vanderbilt
	8	Meighan Simmons	11/28/13	vs. Virginia
	8	Meighan Simmons	12/1/11	Lamar
4.	7	Meme Jackson	12/21/18	ETSU
	7	Alexa Middleton	12/21/16	Troy
	7	Angie Bjorklund	3/6/11	Kentucky
	7	Angie Bjorklund	1/24/08	Arkansas
	7	Angie Bjorklund	1/5/08	Notre Dame
	7	Angie Bjorklund	12/16/07	Gonzaga
	7	Shanna Zolman	2/19/06	at Alabama
11.	6	Alexa Middleton	11/13/16	Navy
	6	Ariel Massengale	11/21/14	Winthrop
	6	Angie Bjorklund	2/14/10	Florida
	6	Angie Bjorklund	1/28/10	Auburn
	6	Angie Bjorklund	3/6/09	Florida
	6	Angie Bjorklund	12/18/08	at Old Dominion
	6	Shannon Bobbitt	11/15/07	Oklahoma
	6	Shannon Bobbitt	1/28/07	at Alabama
	6	Tasha Butts	2/15/04	at Vanderbilt
	6	Kara Lawson	3/08/03	Mississippi State
	6	Kara Lawson	2/27/03	Vanderbilt
	6	Kara Lawson	1/12/03	Auburn
	6	Kara Lawson	12/21/02	at Texas
	6	Kara Lawson	1/30/00	Kentucky
	6	Abby Conklin	12/18/96	at Texas Tech

YEAR-BY-YEAR LEADERS (BY PCT.)

Year	Leader	G	3FG%
1988-89	Bridgette Gordon	2-6	.333
1989-90	Jody Adams	27-82	.329
1990-91	Dena Head	25-51	.490
1991-92	Tiffany Woosley	28-69	.406
1992-93	Nikki Caldwell	35-101	.347
1993-94	Tiffany Woosley	46-101	.455
1994-95	Michelle Marciniak	31-102	.304
1995-96	Abby Conklin	38-90	.422
1996-97	Abby Conklin	49-128	.383
1997-98	Kellie Jolly	36-86	.419
1998-99	Kristen Clement	25-65	.385
1999-00	Kara Lawson	79-181	.436
2000-01	Kara Lawson	62-150	.413
2001-02	April McDivitt	29-72	.403
2002-03	Kara Lawson	77-171	.450
2003-04	Shanna Zolman	58-136	.426
2004-05	Shanna Zolman	68-156	.436
2005-06	Sidney Spencer	53-122	.434
2006-07	Shannon Bobbitt	69-167	.413
2007-08	Alexis Hornbuckle	39-92	.424
2008-09	Angie Bjorklund	62-152	.408
2009-10	Angie Bjorklund	102-239	.427
2010-11	Angie Bjorklund	73-162	.451
2011-12	Taber Spani	34-85	.400
2012-13	Taber Spani	48-130	.369
2013-14	Andraya Carter	28-71	.394
2014-15	Ariel Massengale	74-202	.366
2015-16	Kortney Dunbar	25-75	.333
2016-17	Alexa Middleton	42-108	.389
2017-18	Kortney Dunbar	19-51	.373
2018-19	Evina Westbrook	38-100	.380

FREE THROW RECORDS

TEAM RECORDS

MOST FREE THROWS MADE

Game:	40	at Florida	2/3/05
Season:	782	1997-98	32 games

HIGHEST FREE THROW PERCENTAGE

Season:	.759	2012-13	525-692

INDIVIDUAL RECORDS

MOST FREE THROWS MADE

Game:	17	Candace Parker	vs. MTSU	12/13/07
	17	Bridgette Gordon	vs. Long Beach St	3/25/89
Season:	201	Candace Parker	2007-08	201-288
Career:	526	Candace Parker	2004-08	526-738

HIGHEST FREE THROW PERCENTAGE

Season:	.957	Shanna Zolman	2003-04	88-92
Career:	.916	Shanna Zolman	2002-06	306-344

CAREER LEADERS

FREE THROWS MADE

	FTM	Player	Seasons
1.	526	Candace Parker	2005-08
2.	523	Chamique Holdsclaw	1995-99
3.	493	Glory Johnson	2008-12
4.	471	Tamika Catchings	1997-01
5.	439	Semeka Randall	1997-01
6.	429	Jaime Nared	2014-18
7.	423	Bridgette Gordon	1985-89
8.	405	Bashaara Graves	2012-16
9.	381	Nicky Anosike	2004-08
10.	377	Dana Johnson	1991-95

FREE THROW PERCENTAGE (MIN. 150 ATT.)

	FT%	Player	Seasons
1.	.916	Shanna Zolman (306-334)	2002-06
2.	.853	Sidney Spencer (163-191)	2003-07
3.	.847	Kara Lawson (344-406)	1999-03
4.	.839	Cindy Brogdon (198-236)	1977-79
5.	.827	Jaime Nared (429-519)	2014-18
6.	.816	Tiffany Woosley (284-348)	1991-95
	.816	Tanya Haave (279-342)	1980-84
8.	.812	Ariel Massengale (277-341)	2011-15
9.	.808	Taber Spani (160-198)	2009-13
10.	**.805**	**Rennia Davis (140-174)**	**2017-**
11.	.802	Jill Rankin (138-172)	1979-80

SINGLE SEASON LEADERS

FREE THROWS MADE

	FTM	Player	Season
1.	201	Candace Parker	2007-08
2.	169	Jaime Nared	2017-18
3.	166	Candace Parker	2006-07
	166	Chamique Holdsclaw	1997-98
5.	165	Tamika Catchings	1997-98
6.	159	Candace Parker	2005-06
7.	155	Semeka Randall	1997-98
8.	147	Dana Johnson	1994-95
9.	145	Cindy Noble	1979-80
10.	141	Jaime Nared	2016-17

BY CLASS

Freshman:	165	Tamika Catchings	1997-98
Sophomore:	166	Candace Parker	2006-07
Junior:	201	Candace Parker	2007-08
Senior:	169	Jaime Nared	2017-18

FREE THROW PERCENTAGE (MIN. 50 ATTEMPTS)

	FT%	Player	Season
1.	.957	Shanna Zolman (88-92)	2003-04
2.	.944	Shanna Zolman (85-90)	2005-06
3.	.900	Sidney Spencer (54-60)	2006-07
4.	.892	Shanna Zolman (58-65)	2002-03
5.	.884	Kara Lawson (99-112)	2002-03
6.	.880	Tiffany Woosley (110-125)	1993-94
7.	.879	Latina Davis (51-58)	1993-94
8.	.876	Jaime Nared (141-161)	2016-17
9.	.864	Cindy Brogdon (102-118)	1977-78
10.	.862	Shanna Zolman (75-87)	2004-05

SINGLE GAME LEADERS

FREE THROWS MADE

	FTM	Player	Date	Opponent
1.	17	Candace Parker	12/13/07	Middle Tennessee
	17	Bridgette Gordon	3/25/89	Long Beach State
3.	16	Shelia Collins	1/25/85	at Old Dominion
4.	15	Jaime Nared	2/4/18	at Vanderbilt
	15	Chamique Holdsclaw	2/12/98	at Memphis
	15	Shelia Collins	2/27/85	LSU
7.	14	Shelia Collins	3/25/84	Georgia
8.	13	Jaime Nared	12/21/17	at Stanford
	13	Diamond DeShields	1/8/17	Mississippi State
	13	Chamique Holdsclaw	3/23/98	North Carolina
	13	Tonya Edwards	3/24/90	Virginia
	13	Bridgette Gordon	3/6/89	Auburn
	13	Gail Dobson	3/1/75	Union (Tenn.)
	13	Gail Dobson	2/14/75	Appalachian State

YEAR-BY-YEAR LEADERS (BY PCT./MIN. 50 ATT.)

Year	Leader	G	FTM-FTA	FT%
1975-76	Lisa McGill	14	37-56	.660
1976-77	Patricia Roberts	33	131-175	.748
1977-78	Cindy Brogdon	31	102-118	.864
1978-79	Debbie Groover	39	111-134	.820
1979-80	Jill Rankin	38	138-172	.802
1980-81	Mary Ostrowski	29	84-115	.730
1981-82	Tanya Haave	32	52-63	.825
1982-83	Tanya Haave	33	110-131	.840
1983-84	Tanya Haave	33	88-113	.779
1984-85	Dawn Marsh	32	71-83	.855
1985-86	Dawn Marsh	34	43-63	.683
1986-87	Tonya Edwards	34	89-114	.781
1987-88	Dawn Marsh	34	52-61	.852
1988-89	Tonya Edwards	20	59-74	.797
1989-90	Jody Adams	33	54-65	.831
1990-91	Jody Adams	35	60-78	.769
1991-92	Tiffany Woosley	31	73-92	.793
1992-93	Tiffany Woosley	32	86-104	.827
1993-94	Tiffany Woosley	33	110-125	.880
1994-95	Pashen Thompson	24	52-62	.839
1995-96	Michelle Marciniak	36	101-127	.795
1996-97	Laurie Milligan	22	59-68	.868
1997-98	Kellie Jolly	39	59-70	.843
1998-99	Tamika Catchings	34	134-173	.775
1999-00	Kara Lawson	37	89-109	.817
2000-01	Kara Lawson	34	60-70	.857
2001-02	Kara Lawson	34	96-115	.835
2002-03	Shanna Zolman	38	58-65	.892
2003-04	Shanna Zolman	35	88-92	.957
2004-05	Shanna Zolman	35	75-87	.862
2005-06	Shanna Zolman	36	85-90	.944
2006-07	Sidney Spencer	37	54-60	.900
2007-08	Shannon Bobbitt	38	51-63	.810
2008-09	Shekinna Stricklen	32	86-113	.761
2009-10	Shekinna Stricklen	35	84-102	.824
2010-11	Taber Spani	37	44-55	.800
2011-12	Ariel Massengale	33	66-85	.776
2012-13	Taber Spani	35	65-76	.855
2013-14	Ariel Massengale	19	67-80	.838
2014-15	Ariel Massengale	35	74-86	.860
2015-16	Andraya Carter	34	40-50	.800
2016-17	Jaime Nared	32	141-161	.876
2017-18	Jaime Nared	33	169-206	.829
2018-19	**Rennia Davis**	**31**	**83-97**	**.856**

REBOUNDING RECORDS

TEAM RECORDS

MOST REBOUNDS

Game:	76	vs. Tennessee State	2/27/88
Season:	1,811	1978-79	39 games

MOST REBOUNDS PER GAME

Season:	46.9	1992-93	1,501 in 32 games

INDIVIDUAL RECORDS

MOST REBOUNDS

Game:	24	Patricia Roberts	vs. Anderson J.C.	2/19/77
Season:	467	Patricia Roberts	1996-97	33 games
Career:	1,295	Chamique Holdsclaw	1995-99	148 games

MOST REBOUNDS PER GAME

Season:	14.2	Patricia Roberts	1976-77	467 in 33 games
Career:	14.2	Patricia Roberts	1976-77	467 in 33 games

CAREER LEADERS

TOTAL REBOUNDS

	Reb.	Player	Seasons
1.	1,295	Chamique Holdsclaw	1995-99
2.	1,218	Glory Johnson	2008-12
3.	1,085	Mercedes Russell	2013-18
4.	1,044	Bashaara Graves	2012-16
5.	1,043	Sheila Frost	1985-89
6.	1,004	Tamika Catchings	1997-01
7.	994	Mary Ostrowski	1980-84
8.	972	Candace Parker	2005-08
9.	957	Debbie Groover	1977-81
10.	940	Shyra Ely	2001-05

REBOUNDS PER GAME

	RPG	Player	Seasons
1.	14.2	Patricia Roberts	1976-77
2.	8.84	Candace Parker	2005-08
3.	8.75	Chamique Holdsclaw	1995-99
4.	8.64	Glory Johnson	2008-12
5.	8.17	Daedra Charles	1988-91
6.	7.98	Mercedes Russell	2013-18
7.	7.95	Mary Ostrowski	1979-84
8.	7.91	Tamika Catchings	1996-2001
9.	7.73	Karla Horton	1984-87
10.	**7.66**	**Rennia Davis**	**2017-**
11.	7.56	Sheila Frost	1985-89

SINGLE SEASON LEADERS

TOTAL REBOUNDS

	Reb.	Player	Season
1.	467	Patricia Roberts	1976-77
2.	367	Chamique Holdsclaw	1996-97
3.	359	Glory Johnson	2010-11
4.	355	Glory Johnson	2011-12
5.	352	Candace Parker	2006-07
6.	338	Debbie Groover	1978-79
7.	328	Chamique Holdsclaw	1997-98
8.	326	Isabelle Harrison	2013-14
	326	Chamique Holdsclaw	1995-96
10.	322	Candace Parker	2007-08
	322	Daedra Charles	1990-91

BY CLASS

Freshman:	326	Chamique Holdsclaw	1995-96
Sophomore:	367	Chamique Holdsclaw	1996-97
Junior:	359	Glory Johnson	2010-11
Senior:	467	Patricia Roberts	1976-77

REBOUNDS PER GAME

	RPG	Player	Season
1.	14.2	Patricia Roberts	1976-77
2.	9.9	Glory Johnson	2011-12
3.	9.8	Candace Parker	2006-07
4.	9.7	Mercedes Russell	2016-17
	9.7	Glory Johnson	2010-11
6.	9.4	Chamique Holdsclaw	1996-97
	9.4	Lisa Harrison	1992-93
	9.4	Sheila Frost	1985-86
	9.4	Shelia Collins	1984-85
10.	9.3	Isabelle Harrison	2013-14

SINGLE GAME LEADERS

	Reb.	Player	Date	Opponent
1.	24	Patricia Roberts	2/19/77	Anderson J.C.
2.	22	Daedra Charles	3/16/91	Southwest Mo. St.
	22	Karla Horton	11/24/85	East Carolina
4.	21	Glory Johnson	3/19/12	DePaul
5.	20	Sheila Frost	12/20/87	Northern Illinois
	20	Debbie Groover	1/27/79	Valdosta State
	20	Cindy Brogdon	2/12/78	at Kentucky
	20	Patricia Roberts	3/10/77	Clemson
	20	Patricia Roberts	3/3/77	Middle Tenn. State
	20	Patricia Roberts	2/12/77	at Eastern Kentucky
	20	Patricia Roberts	11/13/76	Kentucky

YEAR-BY-YEAR LEADERS

Year	Leader	G	Reb.-Avg
1975-76	Sue Thomas	14	115-8.2
1976-77	Patricia Roberts	33	467-14.2
1977-78	Cindy Brogdon	31	238-7.6
1978-79	Debbie Groover	39	338-8.7
1979-80	Cindy Noble	38	288-7.6
1980-81	Cindy Noble	31	227-7.3
1981-82	Mary Ostrowski	32	273-8.5
1982-83	Mary Ostrowski	33	250-7.6
1983-84	Mary Ostrowski	31	268-8.6
1984-85	Shelia Collins	31	290-9.4
1985-86	Sheila Frost	33	309-9.4
1986-87	Bridgette Gordon	34	232-6.8
1987-88	Sheila Frost	34	269-7.9
1988-89	Bridgette Gordon	36	251-7.0
1989-90	Daedra Charles	33	287-8.7
1990-91	Daedra Charles	35	322-9.2
1991-92	Peggy Evans	31	201-6.5
1992-93	Lisa Harrison	32	300-9.4
1993-94	Dana Johnson	33	241-7.3
1994-95	Dana Johnson	37	289-7.8
1995-96	Chamique Holdsclaw	36	326-9.1
1996-97	Chamique Holdsclaw	39	367-9.4
1997-98	Chamique Holdsclaw	39	328-8.4
1998-99	Chamique Holdsclaw	34	274-8.1
1999-00	Tamika Catchings	37	292-7.9
2000-01	Tamika Catchings	17	150-8.8
2001-02	Michelle Snow	33	214-6.5
2002-03	Shyra Ely	36	238-6.6
2003-04	Shyra Ely	35	279-8.0
2004-05	Shyra Ely	35	246-7.0
2005-06	Candace Parker	36	298-8.3
2006-07	Candace Parker	36	352-9.8
2007-08	Candace Parker	38	322-8.5
2008-09	Glory Johnson	33	236-7.2
2009-10	Glory Johnson	35	268-7.7
	Kelley Cain	33	254-7.7
2010-11	Glory Johnson	37	359-9.7
2011-12	Glory Johnson	36	355-9.9
2012-13	Bashaara Graves	35	281-8.0
2013-14	Isabelle Harrison	35	326-9.3
2014-15	Isabelle Harrison	21	181-8.6
2015-16	Mercedes Russell	36	299-8.3
2016-17	Mercedes Russell	32	309-9.7
2017-18	Mercedes Russell	33	303-9.2
2018-19	**Rennia Davis**	**31**	**240-7.7**

ASSIST RECORDS

TEAM RECORDS

MOST ASSISTS

Game:	41	@ Hawaii Pacific	12/20/85
Season:	715	1979-80	38 games

MOST ASSISTS PER GAME

Season:	19.6	1985-86	665 in 34 games
		1980-81	608 in 31 games

INDIVIDUAL RECORDS

MOST ASSISTS

Game:	18	Dawn Marsh	vs. Georgia	3/6/88
Season:	243	Dawn Marsh	1987-88	34 games
Career:	755	Dawn Marsh	1984-88	132 games

MOST ASSISTS PER GAME

Season:	7.1	Dawn Marsh	1987-88	243 in 34 games
Career:	5.7	Dawn Marsh	1984-88	755 in 132 games

CAREER LEADERS

TOTAL ASSISTS

	Asst	Player	Seasons
1.	755	Dawn Marsh	1984-88
2.	673	Holly Warlick	1976-80
3.	587	Lea Henry	1979-83
4.	518	Ariel Massengale	2011-15
5.	503	Alexis Hornbuckle	2004-08
6.	456	Kara Lawson	1999-03
7.	452	Kellie Jolly	1995-99
8.	449	Michelle Marciniak	1993-96
9.	439	Dena Head	1988-92
10.	429	Kristen Clement	1997-01

ASSISTS PER GAME

	Asst	Player	Seasons
1.	5.72	Dawn Marsh	1984-88
2.	4.78	Evina Westbrook	2017-19
3.	4.77	Holly Warlick	1976-80
3.	4.38	Lea Henry	1979-83
5.	4.32	Michelle Marciniak	1993-96
6.	4.25	Ariel Massengale	2011-15
7.	3.73	Cindy Brogdon	1977-79
8.	3.64	Alexis Hornbuckle	2004-08
9.	3.58	Loree Moore	2001-05
10.	3.45	Anastasia Hayes	2017-18
11.	3.42	Kellie Jolly	1995-99

SINGLE SEASON LEADERS

TOTAL ASSISTS

	Asst.	Player	Season
1.	243	Dawn Marsh	1987-88
2.	225	Holly Warlick	1979-80
3.	204	Michelle Marciniak	1994-95
4.	193	Dawn Marsh	1986-87
5.	192	Dawn Marsh	1985-86
6.	181	Holly Warlick	1978-79
7.	165	Lea Henry	1980-81
8.	163	Evina Westbrook	2018-19
9.	162	Ariel Massengale	2011-12
10.	158	Ariel Massengale	2012-13
	158	Lea Henry	1981-82

BY CLASS

Freshman:	162	Ariel Massengale	2011-12
Sophomore:	192	Dawn Marsh	1985-86
Junior:	204	Michelle Marciniak	1994-95
Senior:	243	Dawn Marsh	1987-88

ASSISTS PER GAME

	APG	Player	Season
1.	7.1	Dawn Marsh	1987-88
2.	6.0	Dawn Marsh	1986-87
3.	5.9	Holly Warlick	1979-80
4.	5.8	Ariel Massengale	2013-14
5.	5.7	Michelle Marciniak	1994-95
6.	5.6	Dawn Marsh	1985-86
7.	5.3	Evina Westbrook	2018-19
	5.3	Lea Henry	1980-81
9.	5.0	Holly Warlick	1977-78
10.	4.9	Ariel Massengale	2011-12
	4.9	Lea Henry	1981-82

SINGLE GAME LEADERS

ASSISTS

	Asst	Player	Date	Opponent
1.	18	Dawn Marsh	3/6/88	Georgia
2.	14	Holly Warlick	2/12/78	Memphis State
3.	13	Jordan Reynolds	12/21/16	Troy
	13	Ariel Massengale	11/28/13	Virginia
	13	Shannon Bobbitt	12/16/07	Gonzaga
	13	Dawn Marsh	1/11/87	Kentucky
6.	12	Evina Westbrook	12/6/17	Troy
	12	Ariel Massengale	1/2/14	LSU
	12	Ariel Massengale	1/15/12	Vanderbilt
	12	Shekinna Stricklen	1/3/10	Oklahoma
	12	Michelle Marciniak	2/25/95	Georgia
	12	Dawn Marsh	1/17/88	Vanderbilt
	12	Dawn Marsh	3/20/86	Georgia
	12	Lea Henry	2/28/82	Kentucky
	12	Holly Warlick	3/5/80	Clemson

YEAR-BY-YEAR LEADERS

Year	Leader	G	Assts-Avg
1975-76	Suzanne Barbre	14	55-3.9
1976-77	Suzanne Barbre	33	126-3.8
1977-78	Holly Warlick	31	155-5.0
1978-79	Holly Warlick	39	181-4.6
1979-80	Holly Warlick	38	225-5.9
1980-81	Lea Henry	31	165-5.3
1981-82	Lea Henry	32	158-4.9
1982-83	Lea Henry	33	145-4.4
1983-84	Pat Hatmaker	33	124-3.8
1984-85	Dawn Marsh	32	127-4.0
1985-86	Dawn Marsh	34	192-5.6
1986-87	Dawn Marsh	32	193-6.0
1987-88	Dawn Marsh	34	243-7.1
1988-89	Melissa McCray	37	133-3.6
1989-90	Dena Head	33	126-3.8
1990-91	Dena Head	35	125-3.6
1991-92	Jody Adams	31	82-2.6
1992-93	Tiffany Woosley	32	93-2.9
1993-94	Tiffany Woosley	33	106-3.2
1994-95	Michelle Marciniak	36	204-5.7
1995-96	Michelle Marciniak	36	152-4.2
1996-97	Laurie Milligan	22	98-4.5
1997-98	Kellie Jolly	39	148-3.8
1998-99	Kellie Jolly	34	141-4.1
1999-00	Kristen Clement	36	126-3.5
2000-01	Kara Lawson	34	113-3.3
2001-02	Loree Moore	34	133-3.9
2002-03	Kara Lawson	38	151-4.0
2003-04	Tasha Butts	35	99-2.8
2004-05	Alexis Hornbuckle	35	110-3.1
2005-06	Shanna Zolman	36	114-3.2
2006-07	Alexis Hornbuckle	37	146-3.9
2007-08	Alexis Hornbuckle	37	134-3.6
2008-09	Shekinna Stricklen	32	95-3.0
2009-10	Shekinna Stricklen	35	135-3.9
2010-11	Meighan Simmons	37	104-2.8
2011-12	Ariel Massengale	33	162-4.9
2012-13	Ariel Massengale	35	158-4.5
2013-14	Ariel Massengale	19	110-5.8
2014-15	Cierra Burdick	34	91-2.7
2015-16	Jordan Reynolds	33	89-2.6
2016-17	Jordan Reynolds	31	138-4.5
2017-18	Evina Westbrook	33	143-4.3
2018-19	Evina Westbrook	31	163-5.3

BLOCK RECORDS

TEAM RECORDS

MOST BLOCKS

Game:	15	vs. Kentucky	2/25/10
Season:	228	1997-98	39 games

MOST BLOCKS PER GAME

Season:	6.5	2009-10	226 in 35 games

INDIVIDUAL RECORDS

MOST BLOCKS

Game:	12	Kelley Cain	vs. LSU	2/22/10
Season:	113	Kelley Cain	2009-10	33 games
Career:	275	Candace Parker	2005-08	110 games

MOST BLOCKS PER GAME

Season:	3.4	Kelley Cain	2009-10	113 in 33 games
Career:	2.5	Candace Parker	2005-08	275 in 110 games

CAREER LEADERS

TOTAL BLOCKS

	Blks.	Player	Seasons
1.	275	Candace Parker	2005-08
2.	249	Sheila Frost	1985-89
3.	228	Kelley Cain	2008-11
4.	200	Ashley Robinson	2000-04
5.	195	Mercedes Russell	2013-18
6.	194	Michelle Snow	1999-02
7.	161	Nicky Anosike	2004-08
8.	136	Tamika Catchings	1997-01
9.	135	Teresa Geter	1997-99
10.	131	Isabelle Harrison	2011-15

BLOCKS PER GAME

	BPG	Player	Seasons
1.	2.50	Candace Parker	2005-08
2.	2.48	Kelley Cain	2008-11
3.	2.01	Teresa Geter	1997-99
4.	1.80	Sheila Frost	1985-89
5.	1.52	Ashley Robinson	2000-04
6.	1.43	Mercedes Russell	2013-18
7.	1.42	Michelle Snow	1998-02
8.	1.17	Isabelle Harrison	2011-15
9.	1.10	Nicky Anosike	2004-08
10.	1.07	Tamika Catchings	1997-01
11.	0.85	Vicki Baugh	2007-12

SINGLE SEASON LEADERS

TOTAL BLOCKS

	Blks.	Player	Season
1.	113	Kelley Cain	2009-10
2.	99	Candace Parker	2006-07
3.	90	Candace Parker	2007-08
	90	Teresa Geter	1997-98
5.	86	Candace Parker	2005-06
6.	77	Sheila Frost	1985-86
7.	70	Ashley Robinson	2003-04
8.	66	Mercedes Russell	2015-16
	66	Kelley Cain	2010-11
10.	63	Ashley Robinson	2002-03

BY CLASS

Freshman:	90	Teresa Geter	1997-98
Sophomore:	113	Kelley Cain	2009-10
Junior:	90	Candace Parker	2007-08
Senior:	70	Ashley Robinson	2003-04

BLOCKS PER GAME

	BPG	Player	Season
1.	3.424	Kelley Cain	2009-10
2.	2.750	Candace Parker	2006-07
3.	2.389	Candace Parker	2005-06
4.	2.368	Candace Parker	2007-08
5.	2.333	Sheila Frost	1985-86
6.	2.308	Teresa Geter	1997-98
7.	2.080	Isabelle Harrison	2012-13
8.	2.063	Kelley Cain	2010-11
9.	2.000	Ashley Robinson	2003-04
10.	1.833	Mercedes Russell	2015-16

SINGLE GAME LEADERS

BLOCKS

	Blks.	Player	Date	Opponent
1.	12	Kelley Cain	2/22/10	LSU
2.	8	Kelley Cain	2/4/10	Arkansas
	8	Ashley Robinson	12/11/03	Rutgers
4.	7	Isabelle Harrison	1/3/13	at South Carolina
	7	Kelley Cain	2/25/10	Kentucky
	7	Kelley Cain	2/14/10	Florida
	7	Kelley Cain	3/5/09	Alabama
	7	Candace Parker	11/28/06	at Louisiana Tech
	7	Candace Parker	11/24/05	Michigan State
	7	Michelle Snow	3/31/00	Rutgers
	7	Cindy Noble	3/21/81	Illinois State

YEAR-BY-YEAR LEADERS

Year	Leader	G	Blocks-Avg
1980-81	Cindy Noble	31	47-1.5
1981-82	Shelia Collins	29	30-1.0
1982-83	Karen Morton	21	16-0.8
1983-84	Mary Ostrowski	31	21-0.7
1984-85	Valerie Freeman	25	28-1.1
1985-86	Sheila Frost	33	77-2.3
1986-87	Sheila Frost	34	56-1.6
1987-88	Sheila Frost	34	60-1.8
1988-89	Sheila Frost	37	56-1.5
1989-90	Daedra Charles	33	36-1.1
1990-91	Daedra Charles	35	39-1.1
1991-92	Dana Johnson	31	21-0.7
1992-93	Vonda Ward	32	38-1.2
1993-94	Vonda Ward	32	36-1.1
1994-95	Tiffani Johnson	37	39-1.1
1995-96	Abby Conklin	35	32-0.9
1996-97	Chamique Holdsclaw	39	35-0.9
1997-98	Teresa Geter	39	90-2.3
1998-99	Michelle Snow	34	46-1.4
1999-00	Michelle Snow	37	47-1.3
2000-01	Ashley Robinson	34	51-1.5
2001-02	Michelle Snow	33	55-1.7
2002-03	Ashley Robinson	37	63-1.7
2003-04	Ashley Robinson	35	70-2.0
2004-05	Nicky Anosike	35	33-0.9
2005-06	Candace Parker	36	86-2.4
2006-07	Candace Parker	36	99-2.8
2007-08	Candace Parker	38	90-2.4
2008-09	Kelley Cain	27	49-1.8
2009-10	Kelley Cain	33	113-3.4
2010-11	Kelley Cain	32	66-2.1
2011-12	Glory Johnson	36	41-1.1
2012-13	Isabelle Harrison	25	52-2.1
2013-14	Mercedes Russell	35	40-1.1
2014-15	Isabelle Harrison	21	26-1.2
2015-16	Mercedes Russell	36	66-1.8
2016-17	Mercedes Russell	32	45-1.4
2017-18	Mercedes Russell	33	44-1.3
2018-19	Cheridene Green	32	16-0.5

STEAL RECORDS

TEAM RECORDS

MOST STEALS

Game:	38	vs. Hawaii Pacific	12/20/85
Season:	567	1997-98	39 games
		1978-79	38 games

MOST STEALS PER GAME

Season:	14.5	1997-98	567 in 39 games
	14.5	1978-79	567 in 39 games

INDIVIDUAL RECORDS

MOST STEALS

Game:	11	Michelle Marciniak	at Kentucky	1/14/96
Season:	141	Holly Warlick	1978-79	39 games
Career:	373	Alexis Hornbuckle	2004-08	138 games

MOST STEALS PER GAME

Season:	3.65	Shelia Collins	1984-85	113 in 31 games
Career:	3.25	Holly Warlick	1976-80	*250 in 77 games

**Complete records for Holly Warlick's first two seasons are unavailable.*

CAREER LEADERS

TOTAL STEALS

	Stls.	Player	Seasons
1.	373	Alexis Hornbuckle	2004-08
2.	336	Bridgette Gordon	1985-89
3.	311	Tamika Catchings	1997-01
4.	305	Chamique Holdsclaw	1995-99
5.	289	Nikki McCray	1991-95
6.	286	Semeka Randall	1997-01
7.	280	Loree Moore	2001-05
8.	278	Shelia Collins	1981-85
9.	250	Holly Warlick	1976-80
10.	234	Michelle Marciniak	1993-96

STEALS PER GAME

	SPG	Player	Seasons
1.	3.247	Holly Warlick	1976-80
2.	2.703	Alexis Hornbuckle	2004-08
3.	2.673	Shelia Collins	1981-85
4.	2.453	Bridgette Gordon	1985-89
5.	2.449	Tamika Catchings	1997-01
6.	2.373	Loree Moore	2001-05
7.	2.276	Nikki McCray	1991-95
8.	2.167	Michelle Marciniak	1993-96
9.	2.061	Chamique Holdsclaw	1995-99
10.	2.043	Semeka Randall	1997-01

SINGLE SEASON LEADERS

TOTAL STEALS

	Stls.	Player	Season
1.	141	Holly Warlick	1978-79
2.	114	Alexis Hornbuckle	2006-07
3.	113	Shelia Collins	1984-85
4.	110	Chamique Holdsclaw	1997-98
5.	109	Holly Warlick	1979-80
6.	105	Bridgette Gordon	1988-89
7.	104	Alexis Hornbuckle	2007-08
8.	102	Semeka Randall	1997-98
9.	101	Michelle Marciniak	1995-96
10.	100	Tamika Catchings	1997-98

BY CLASS

Freshman:	102	Semeka Randall	1997-98
Sophomore:	97	Loree Moore	2002-03
Junior:	141	Holly Warlick	1978-89
Senior:	113	Sheila Collins	1984-85

STEALS PER GAME

	SPG	Player	Season
1.	3.645	Shelia Collins	1984-85
2.	3.615	Holly Warlick	1978-79
3.	3.081	Alexis Hornbuckle	2006-07
4.	2.917	Bridgette Gordon	1988-89
5.	2.868	Holly Warlick	1979-80
6.	2.821	Chamique Holdsclaw	1997-98
7.	2.811	Alexis Hornbuckle	2007-08
8.	2.806	Michelle Marciniak	1995-96
9.	2.684	Semeka Randall	1997-98
10.	2.564	Tamika Catchings	1997-98

SINGLE GAME LEADERS

	Stls.	Player	Date	Opponent
1.	11	Michelle Marciniak	1/14/1996	at Kentucky
2.	10	Shelia Collins	2/8/1985	at Florida State
3.	9	Holly Warlick	1/24/1979	at LSU
4.	8	Alexis Hornbuckle	3/25/2008	at Purdue
	8	Alberta Auguste	11/28/2006	at Louisiana Tech
	8	Loree Moore	11/19/2004	at Chattanooga
	8	Tamika Catchings	2/16/1999	Memphis
	8	Nikki McCray	2/12/1995	Vanderbilt
	8	Nikki McCray	1/20/1994	Virginia Tech
	8	Nikki McCray	1/7/1994	at Notre Dame
	8	Nikki McCray	12/9/1992	UNC-Charlotte
	8	Nikki McCray	2/19/1992	at Memphis State

YEAR-BY-YEAR LEADERS

Year	Leader	G	Stls.-Avg
1978-79	Holly Warlick	39	141-3.6
1979-80	Holly Warlick	38	109-2.9
1980-81	Lea Henry	31	50-1.6
1981-82	Shelia Collins	29	72-2.5
1982-83	Lea Henry	33	70-2.1
1983-84	Shelia Collins	33	84-2.5
1984-85	Shelia Collins	31	113-3.6
1985-86	Bridgette Gordon	34	75-2.2
1986-87	Bridgette Gordon	34	80-2.4
1987-88	Tonya Edwards	34	78-2.3
1988-89	Bridgette Gordon	36	105-2.9
1989-90	Tonya Edwards	33	56-1.7
1990-91	Daedra Charles	35	72-2.1
1991-92	Dena Head	30	60-2.0
1992-93	Nikki McCray	32	86-2.7
1993-94	Nikki McCray	33	80-2.4
1994-95	Michelle Marciniak	36	83-2.3
1995-96	Michelle Marciniak	36	101-2.8
1996-97	Chamique Holdsclaw	39	93-2.4
1997-98	Chamique Holdsclaw	39	110-2.8
1998-99	Tamika Catchings	34	88-2.6
1999-00	Tamika Catchings	37	92-2.5
2000-01	Semeka Randall	32	52-1.6
2001-02	Loree Moore	34	80-2.4
2002-03	Loree Moore	38	97-2.6
2003-04	Loree Moore	17	48-2.8
2004-05	Alexis Hornbuckle	35	64-1.8
2005-06	Alexis Hornbuckle	29	91-3.1
2006-07	Alexis Hornbuckle	37	114-3.1
2007-08	Alexis Hornbuckle	37	104-2.8
2008-09	Shekinna Stricklen	32	58-1.8
2009-10	Glory Johnson	35	45-1.3
2010-11	Glory Johnson	37	50-1.4
2011-12	Ariel Massengale	33	45-1.4
	Glory Johnson	36	49-1.4
2012-13	Kamiko Williams	35	57-1.6
2013-14	Andraya Carter	35	56-1.6
2014-15	Andraya Carter	35	80-2.3
2015-16	Diamond DeShields	36	58-1.6
2016-17	Diamond DeShields	29	41-1.4
2017-18	Jaime Nared	33	73-2.2
2018-19	Evina Westbrook	31	49-1.6

YEAR-BY-YEAR STATISTICAL LEADERS

SCORING

Year	Leader	Games	Pts-Avg.
1975-76	Sue Thomas	14	250-17.8
1976-77	Patricia Roberts	33	987-29.9
1977-78	Cindy Brogdon	31	674-21.7
1978-79	Cindy Brogdon	39	784-20.1
1979-80	Jill Rankin	38	730-19.2
1980-81	Cindy Noble	31	450-14.5
1981-82	Mary Ostrowski	32	458-14.3
1982-83	Tanya Haave	33	614-18.6
1983-84	Mary Ostrowski	31	493-15.9
1984-85	Shelia Collins	31	563-18.2
1985-86	Bridgette Gordon	34	481-14.1
1986-87	Bridgette Gordon	34	559-16.4
1987-88	Bridgette Gordon	33	687-20.8
1988-89	Bridgette Gordon	36	735-20.4
1989-90	Daedra Charles	33	525-15.9
1990-91	Daedra Charles	35	607-17.3
1991-92	Peggy Evans	31	458-14.8
1992-93	Lisa Harrison	32	447-14.0
1993-94	Nikki McCray	33	537-16.3
1994-95	Dana Johnson	37	577-15.6
1995-96	Chamique Holdsclaw	36	583-16.2
1996-97	Chamique Holdsclaw	39	803-20.6
1997-98	Chamique Holdsclaw	39	915-23.5
1998-99	Chamique Holdsclaw	34	724-21.3
1999-00	Tamika Catchings	37	580-15.7
2000-01	Tamika Catchings	17	259-15.2
2001-02	Kara Lawson	34	512-15.1
2002-03	Gwen Jackson	38	612-16.1
2003-04	Shyra Ely	35	508-14.5
2004-05	Shyra Ely	35	503-14.4
2005-06	Candace Parker	36	622-17.3
2006-07	Candace Parker	36	706-19.6
2007-08	Candace Parker	38	809-21.3
2008-09	Shekinna Stricklen	32	424-13.3
2009-10	Angie Bjorklund	35	487-13.9
2010-11	Meighan Simmons	37	500-13.5
2011-12	Shekinna Stricklen	35	539-15.4
2012-13	Meighan Simmons	35	589-16.8
2013-14	Meighan Simmons	35	577-16.5
2014-15	Isabelle Harrison	21	256-12.2
2015-16	Diamond DeShields	36	514-14.3
2016-17	Diamond DeShields	29	504-17.4
2017-18	Jaime Nared	33	550-16.7
2018-19	**Rennia Davis**	**31**	**463-14.9**
	Evina Westbrook	31	463-14.9

REBOUNDING

Year	Leader	Games	Rbs-Avg.
1975-76	Sue Thomas	14	115-8.2
1976-77	Patricia Roberts	33	467-14.2
1977-78	Cindy Brogdon	31	238-7.6
1978-79	Debbie Groover	39	338-8.7
1979-80	Cindy Noble	38	288-7.6
1980-81	Cindy Noble	31	227-7.3
1981-82	Mary Ostrowski	32	273-8.5
1982-83	Mary Ostrowski	33	250-7.6
1983-84	Mary Ostrowski	31	268-8.6
1984-85	Shelia Collins	31	290-9.4
1985-86	Sheila Frost	33	309-9.4
1986-87	Bridgette Gordon	34	232-6.8
1987-88	Sheila Frost	34	269-7.9
1988-89	Bridgette Gordon	36	251-7.0
1989-90	Daedra Charles	33	287-8.7
1990-91	Daedra Charles	35	322-9.2
1991-92	Peggy Evans	31	201-6.5
1992-93	Lisa Harrison	32	300-9.4
1993-94	Dana Johnson	33	241-7.3
1994-95	Dana Johnson	37	289-7.8
1995-96	Chamique Holdsclaw	36	326-9.1
1996-97	Chamique Holdsclaw	39	367-9.4
1997-98	Chamique Holdsclaw	39	328-8.4
1998-99	Chamique Holdsclaw	34	274-8.1
1999-00	Tamika Catchings	37	292-7.9
2000-01	Tamika Catchings	17	150-8.8
2001-02	Michelle Snow	33	214-6.5
2002-03	Shyra Ely	36	238-6.6
2003-04	Shyra Ely	35	279-8.0
2004-05	Shyra Ely	35	246-7.0
2005-06	Candace Parker	36	298-8.3
2006-07	Candace Parker	36	352-9.8
2007-08	Candace Parker	38	322-8.5
2008-09	Glory Johnson	33	236-7.2
2009-10	Kelley Cain	33	254-7.7
2010-11	Glory Johnson	37	359-9.7
2011-12	Glory Johnson	36	355-9.9
2012-13	Bashaara Graves	35	281-8.0
2013-14	Isabelle Harrison	35	326-9.3
2014-15	Isabelle Harrison	21	181-8.6
2015-16	Mercedes Russell	36	299-8.3
2016-17	Mercedes Russell	32	309-9.7
2017-18	Mercedes Russell	33	303-9.2
2018-19	**Rennia Davis**	**31**	**240-7.7**

FIELD GOAL PERCENTAGE

(min. 60 attempts)

Year	Leader	Games	FGM-FGA	Pct.
1975-76	Marcie Garner	12	36-66	.545
1976-77	Patricia Roberts	33	428-662	.647
1977-78	Suzanne Barbre	31	209-414	.504
1978-79	Cindy Noble	34	170-292	.582
1979-80	Cindy Noble	38	266-392	.678
1980-81	Cindy Noble	31	178-298	.597
1981-82	Paula Towns	31	184-321	.573
1982-83	Lynne Collins	30	79-130	.608
1983-84	Mary Ostrowski	31	194-376	.516
1984-85	Lisa Webb	16	79-156	.506
1985-86	Sheila Frost	33	181-312	.580
1986-87	Sheila Frost	34	161-273	.590
1987-88	Sheila Frost	34	208-338	.615
1988-89	Kelli Casteel	31	44-63	.698
1989-90	Daedra Charles	33	212-385	.551
1990-91	Daedra Charles	35	243-434	.560
1991-92	Peggy Evans	31	186-350	.531
1992-93	Dana Johnson	32	143-268	.534
1993-94	Dana Johnson	33	173-317	.546
1994-95	Dana Johnson	37	215-350	.614
1995-96	Pashen Thompson	35	106-201	.527
1996-97	Tiffani Johnson	38	143-269	.532
1997-98	Teresa Geter	39	98-179	.547
1998-99	Michelle Snow	34	117-195	.600
1999-00	Michelle Snow	37	181-326	.555
2000-01	Michelle Snow	33	143-250	.572
2001-02	Michelle Muñoz	27	36-62	.581
2002-03	Courtney McDaniel	36	57-96	.594
2003-04	Ashley Robinson	35	120-247	.486
2004-05	Tye'sha Fluker	33	101-219	.461
2005-06	Sybil Dosty	35	40-65	.615
2006-07	Candace Parker	36	267-505	.529
2007-08	Vicki Baugh	38	79-143	.552
2008-09	Kelley Cain	27	97-157	.618
2009-10	Kelley Cain	33	148-244	.607
2010-11	Kelley Cain	32	98-165	.594
2011-12	Vicki Baugh	35	105-182	.577
2012-13	Bashaara Graves	35	165-316	.522
2013-14	Mercedes Russell	35	93-156	.596
2014-15	Nia Moore	36	75-133	.564
2015-16	Mercedes Russell	36	148-270	.548
2016-17	Mercedes Russell	32	199-354	.562
2017-18	Mercedes Russell	33	207-355	.583
2018-19	Cheridene Green	32	114-208	.548

YEAR-BY-YEAR STATISTICAL LEADERS

3-PT. FIELD GOAL PERCENTAGE

(min. 50 attempts after 1988-89)

Year	Leader	3FGM-FGA	Pct.
1988-89	Bridgette Gordon	2-6	.333
1989-90	Jody Adams	27-82	.329
1990-91	Dena Head	25-51	.490
1991-92	Tiffany Woosley	28-69	.406
1992-93	Nikki Caldwell	35-101	.347
1993-94	Tiffany Woosley	46-101	.455
1994-95	Michelle Marciniak	31-102	.304
1995-96	Abby Conklin	38-90	.422
1996-97	Abby Conklin	49-128	.383
1997-98	Kellie Jolly	36-86	.419
1998-99	Kristen Clement	25-65	.385
1999-00	Kara Lawson	79-181	.436
2000-01	Kara Lawson	62-150	.413
2001-02	April McDivitt	29-72	.403
2002-03	Kara Lawson	77-171	.450
2003-04	Shanna Zolman	58-136	.426
2004-05	Shanna Zolman	68-156	.436
2005-06	Sidney Spencer	53-122	.434
2006-07	Shannon Bobbitt	69-167	.413
2007-08	Alexis Hornbuckle	39-92	.424
2008-09	Angie Bjorklund	62-152	.408
2009-10	Angie Bjorklund	102-239	.427
2010-11	Angie Bjorklund	73-162	.451
2011-12	Taber Spani	34-85	.400
2012-13	Taber Spani	48-130	.369
2013-14	Andraya Carter	28-71	.394
2014-15	Ariel Massengale	74-202	.366
2015-16	Kortney Dunbar	25-75	.333
2016-17	Alexa Middleton	42-108	.389
2017-18	Kortney Dunbar	19-51	.373
2018-19	Evina Westbrook	38-100	.380

FREE THROW PERCENTAGE

(min. 50 attempts)

Year	Leader	Games	FTM-FTA	Pct.
1975-76	Lisa McGill	14	37-56	.660
1976-77	Patricia Roberts	33	131-175	.748
1977-78	Cindy Brogdon	31	102-118	.864
1978-79	Debbie Groover	39	111-134	.820
1979-80	Jill Rankin	38	138-172	.802
1980-81	Mary Ostrowski	29	84-115	.730
1981-82	Tanya Haave	32	52-63	.825
1982-83	Tanya Haave	33	110-131	.840
1983-84	Tanya Haave	33	88-113	.779
1984-85	Dawn Marsh	32	71-83	.855
1985-86	Dawn Marsh	34	43-63	.683
1986-87	Tonya Edwards	34	89-114	.781
1987-88	Dawn Marsh	34	52-61	.852
1988-89	Tonya Edwards	20	59-74	.797
1989-90	Jody Adams	33	54-65	.831
1990-91	Jody Adams	35	60-78	.769
1991-92	Tiffany Woosley	31	73-92	.793
1992-93	Tiffany Woosley	32	86-104	.827
1993-94	Tiffany Woosley	33	110-125	.880
1994-95	Pashen Thompson	24	52-62	.839
1995-96	Michelle Marciniak	36	101-127	.795
1996-97	Laurie Milligan	22	59-68	.868
1997-98	Kellie Jolly	39	59-70	.843
1998-99	Tamika Catchings	34	134-173	.775
1999-00	Kara Lawson	37	89-109	.817
2000-01	Kara Lawson	34	60-70	.857
2001-02	Kara Lawson	34	96-115	.835
2002-03	Shanna Zolman	38	58-65	.892
2003-04	Shanna Zolman	35	88-92	.957
2004-05	Shanna Zolman	35	75-87	.862
2005-06	Shanna Zolman	36	85-90	.944
2006-07	Sidney Spencer	37	54-60	.900
2007-08	Shannon Bobbitt	38	51-63	.810
2008-09	Shekinna Stricklen	32	86-113	.761
2009-10	Shekinna Stricklen	35	84-102	.824
2010-11	Taber Spani	37	44-55	.800
2011-12	Ariel Massengale	33	66-85	.776
2012-13	Taber Spani	35	65-76	.855
2013-14	Ariel Massengale	19	67-80	.838
2014-15	Ariel Massengale	35	74-86	.860
2015-16	Andraya Carter	34	40-50	.800
2016-17	Jaime Nared	32	141-161	.876
2017-18	Jaime Nared	33	169-206	.820
2018-19	**Rennia Davis**	**31**	**83-97**	**.856**

ASSISTS

Year	Leader	Games	Assts-Avg.
1975-76	Suzanne Barbre	14	55-3.9
1976-77	Suzanne Barbre	33	126-3.8
1977-78	Holly Warlick	31	155-5.0
1978-79	Holly Warlick	39	181-4.6
1979-80	Holly Warlick	38	225-5.9
1980-81	Lea Henry	31	165-5.3
1981-82	Lea Henry	32	158-4.9
1982-83	Lea Henry	33	145-4.4
1983-84	Pat Hatmaker	33	124-3.8
1984-85	Dawn Marsh	32	127-4.0
1985-86	Dawn Marsh	34	192-5.6
1986-87	Dawn Marsh	32	193-6.0
1987-88	Dawn Marsh	34	243-7.1
1988-89	Melissa McCray	37	133-3.6
1989-90	Dena Head	33	126-3.8
1990-91	Dena Head	35	125-3.6
1991-92	Jody Adams	31	82-2.6
1992-93	Tiffany Woosley	32	93-2.9
1993-94	Tiffany Woosley	33	106-3.2
1994-95	Michelle Marciniak	36	204-5.7
1995-96	Michelle Marciniak	36	152-4.2
1996-97	Laurie Milligan	22	98-4.5
1997-98	Kellie Jolly	39	148-3.8
1998-99	Kellie Jolly	34	141-4.1
1999-00	Kristen Clement	36	126-3.5
2000-01	Kara Lawson	34	113-3.3
2001-02	Loree Moore	34	133-3.9
2002-03	Kara Lawson	38	151-4.0
2003-04	Tasha Butts	35	99-2.8
2004-05	Alexis Hornbuckle	35	110-3.1
2005-06	Shanna Zolman	36	114-3.2
2006-07	Alexis Hornbuckle	37	146-3.9
2007-08	Alexis Hornbuckle	37	134-3.6
2008-09	Shekinna Stricklen	32	95-3.0
2009-10	Shekinna Stricklen	35	135-3.9
2010-11	Meighan Simmons	37	104-2.8
2011-12	Ariel Massengale	33	162-4.9
2012-13	Ariel Massengale	35	158-4.5
2013-14	Ariel Massengale	19	110-5.8
2014-15	Cierra Burdick	34	91-2.7
2015-16	Jordan Reynolds	33	89-2.6
2016-17	Jordan Reynolds	31	138-4.5
2017-18	Evina Westbrook	33	143-4.3
2018-19	Evina Westbrook	31	163-5.3

STEALS

Year	Leader	G	Stls.-Avg
1978-79	Holly Warlick	39	141-3.6
1979-80	Holly Warlick	38	109-2.9
1980-81	Lea Henry	31	50-1.6
1981-82	Shelia Collins	29	72-2.5
1982-83	Lea Henry	33	70-2.1
1983-84	Shelia Collins	33	84-2.5
1984-85	Shelia Collins	31	113-3.6
1985-86	Bridgette Gordon	34	75-2.2
1986-87	Bridgette Gordon	34	80-2.4
1987-88	Tonya Edwards	34	78-2.3
1988-89	Bridgette Gordon	36	105-2.9
1989-90	Tonya Edwards	33	56-1.7
1990-91	Daedra Charles	35	72-2.1

YEAR-BY-YEAR STATISTICAL LEADERS

1991-92	Dena Head	30	60-2.0
1992-93	Nikki McCray	32	86-2.7
1993-94	Nikki McCray	33	80-2.4
1994-95	Michelle Marciniak	36	83-2.3
1995-96	Michelle Marciniak	36	101-2.8
1996-97	Chamique Holdsclaw	39	93-2.4
1997-98	Chamique Holdsclaw	39	110-2.8
1998-99	Tamika Catchings	34	88-2.6
1999-00	Tamika Catchings	37	92-2.5
2000-01	Semeka Randall	32	52-1.6
2001-02	Loree Moore	34	80-2.4
2002-03	Loree Moore	38	97-2.6
2003-04	Loree Moore	17	48-2.8
2004-05	Alexis Hornbuckle	35	64-1.8
2005-06	Alexis Hornbuckle	29	91-3.1
2006-07	Alexis Hornbuckle	37	114-3.1
2007-08	Alexis Hornbuckle	37	104-2.8
2008-09	Shekinna Stricklen	32	58-1.8
2009-10	Glory Johnson	35	45-1.3
2010-11	Glory Johnson	37	50-1.4
2011-12	Ariel Massengale	33	45-1.4
	Glory Johnson	36	49-1.4
2012-13	Kamiko Williams	35	57-1.6
2013-14	Andraya Carter	35	56-1.6
2014-15	Andraya Carter	35	80-2.3
2015-16	Diamond DeShields	36	58-1.6
2016-17	Diamond DeShields	29	41-1.4
2017-18	Jaime Nared	33	73-2.2
2018-19	Evina Westbrook	31	49-1.6

BLOCKS

Year	Leader	G	Blocks-Avg
1980-81	Cindy Noble	31	47-1.5
1981-82	Shelia Collins	29	30-1.0
1982-83	Karen Morton	21	16-0.8
1983-84	Mary Ostrowski	31	21-0.7
1984-85	Valerie Freeman	25	28-1.1
1985-86	Sheila Frost	33	77-2.3
1986-87	Sheila Frost	34	56-1.6
1987-88	Sheila Frost	34	60-1.8
1988-89	Sheila Frost	37	56-1.5
1989-90	Daedra Charles	33	36-1.1
1990-91	Daedra Charles	35	39-1.1
1991-92	Dana Johnson	31	21-0.7
1992-93	Vonda Ward	32	38-1.2
1993-94	Vonda Ward	32	36-1.1
1994-95	Tiffani Johnson	37	39-1.1
1995-96	Abby Conklin	35	32-0.9
1996-97	Chamique Holdsclaw	39	35-0.9
1997-98	Teresa Geter	39	90-2.3
1998-99	Michelle Snow	34	46-1.4
1999-00	Michelle Snow	37	47-1.3
2000-01	Ashley Robinson	34	51-1.5
2001-02	Michelle Snow	33	55-1.7
2002-03	Ashley Robinson	37	63-1.7
2003-04	Ashley Robinson	35	70-2.0
2004-05	Nicky Anosike	35	33-0.9
2005-06	Candace Parker	36	86-2.4
2006-07	Candace Parker	36	99-2.8
2007-08	Candace Parker	38	90-2.4
2008-09	Kelley Cain	27	49-1.8
2009-10	Kelley Cain	33	113-3.4
2010-11	Kelley Cain	32	66-2.1
2011-12	Glory Johnson	36	41-1.1
2012-13	Isabelle Harrison	25	52-2.1
2013-14	Mercedes Russell	35	40-1.1
2014-15	Isabelle Harrison	21	26-1.2
2015-16	Mercedes Russell	36	66-1.8
2016-17	Mercedes Russell	32	45-1.4
2017-18	Mercedes Russell	33	44-1.3
2018-19	Cheridene Green	32	16-0.5

UT's first international player, Cheridene Green closed out her two-year career at Tennessee by leading the team in field goal percentage (.548) and blocked shots (16 total/0.5 bpg.) in 2018-19 and had the second-best rebounding average on the team (7.6).

MISCELLANEOUS SINGLE GAME RECORDS

MOST POINTS SCORED BY UT

Points	Opponent	Date
1. 136	Puerto Rico-Mayaguez (A)	11/29/02
2. 133	Tennessee-Martin (H)	11/19/99
3. 131	Troy (H)	12/6/17
4. 130	Hawaii Pacific (A)	12/20/85
5. 125	DePaul (A)	1/20/98
6. 124	Tennessee-Martin (H)	2/12/79
7. 119	Mississippi (H)	2/8/01
8. 118	Florida (H)	2/8/80
118	Memphis State (A)	2/19/92
10. 115	Eastern Kentucky (H)	12/19/87

FEWEST POINTS SCORED BY UT

Points	Opponent	Date
1. 43	Virginia Tech (H)	12/6/15
2. 44	Notre Dame (A)	1/23/12
3. 46	Alabama (A)	2/25/16
46	South Carolina (N)	3/8/15
46	Louisiana Tech (N)	3/26/82
6. 47	LSU (N)	4/6/08
7. 48	Mississippi State (N)	3/5/16
8. 50	Georgia (A)	1/21/10
9. 51	Rutgers (A)	12/29/04
51	Georgia (A)	1/17/00
51	Long Beach State (A)	12/13/83

LARGEST MARGIN OF VICTORY

Margin	Opponent	Date
1. 110	Puerto Rico-Mayaguez (A)	11/29/02
2. 92	Hawaii Pacific (A)	12/20/85
3. 82	Florida Atlantic (H)	1/21/92
4. 79	DePaul (A)	1/20/98
5. 75	Eastern Kentucky (H)	12/19/87
6. 74	Memphis (H)	2/16/99
74	North Carolina A&T (H)	3/16/94
74	Florida (H)	2/8/80
9. 73	Stetson (H)	11/26/89
73	Tennessee-Martin (H)	11/19/99

LARGEST MARGIN OF DEFEAT

Margin	Opponent	Date
1. 31	Texas (A)	12/11/84
2. 28	Mississippi State (A)	2/10/19
28	Notre Dame (A)	1/23/12
4. 27	Georgia (A)	1/17/00
5. 24	Connecticut (N)	3/29/02
24	Southern Cal (N)	3/28/86
24	Old Dominion (A)	2/14/83
24	Louisiana Tech (A)	12/15/80
9. 23	Baylor (A)	12/18/12
23	Louisiana Tech (N)	3/26/82

MOST 1ST HALF POINTS SCORED BY UT

Points	Opponent	Date
1. 69	Puerto Rico-Mayaguez (A)	11/29/02
2. 67	Hawaii Pacific (A)	12/20/85
3. 63	Central Arkansas (H)	11/15/15
63	Old Dominion (H)	1/3/00
5. 62	Lipscomb (H)	12/29/13
62	Western Carolina (H)	3/20/05
62	Florida Atlantic (H)	1/21/92
8. 61	Troy (H)	12/6/17
61	Alabama State (H)	12/3/17
61	DePaul (A)	12/17/99
61	Vanderbilt (N)	2/28/98
61	Illinois (N)	11/25/00

FEWEST 1ST HALF POINTS SCORED BY UT

Points	Opponent	Date
1. 13	Rutgers	1/3/09
2. 14	Virginia	3/25/96
3. 15	Vanderbilt	2/13/11
4. 16	Baylor	12/18/12
16	Rutgers	12/29/04
16	Connecticut	1/5/97
16	Kentucky	3/13/81
8. 17	Alabama	2/25/16
9. 18	LSU	2/21/18
18	Arkansas	1/11/15
18	Alabama	2/2/14
18	Notre Dame	1/23/12
18	Stanford	12/19/09
18	Stanford	12/14/03

LARGEST HALFTIME LEAD FOR UT

Points	Opponent	Date
1. 55	Puerto Rico-Mayaguez	11/29/02
2. 52	Florida Atlantic	1/21/92
3. 47	Hawaii Pacific	12/20/85
4. 44	Maryland	12/4/94
5. 43	Central Arkansas	11/15/15
6. 41	North Carolina A&T	3/16/94
7. 40	Florida A&M	11/18/18
40	DePaul	1/20/98
9. 39	Florida	1/10/98
39	East Tennessee State	1/8/86
39	South Carolina	1/11/01
39	Kentucky	1/21/01

LARGEST HALFTIME DEFICIT FOR UT

Points	Opponent	Date
1. 25	Baylor (A)	12/18/12
2. 20	Baylor (H)	12/4/16
20	Rutgers (A)	1/3/09
3. 19	Mississippi (A)	2/4/96
19	Southern Cal (N)	3/28/86
5. 17	Rutgers (A)	12/29/04
17	LSU (N)	3/9/03
17	Illinois (H)	12/12/97
8. 16	South Carolina (H)	2/24/19
16	Stetson (H)	12/5/18
16	Chattanooga (A)	11/26/14
16	Florida (A)	1/21/97
16	South Carolina (A)	2/15/96

MOST 2ND HALF POINTS SCORED BY UT

Points	Opponent	Date
1. 75	Tennessee-Martin (H)	11/19/99
2. 71	Tennessee-Martin (H)	2/12/79
3. 70	Troy (H)	12/6/17
4. 69	Notre Dame (A)	1/7/94
69	Stetson (N)	11/26/89
6. 68	Mississippi (H)	2/8/01
7. 67	Puerto Rico-Mayaguez (A)	11/29/02
67	DePaul (A)	1/20/98
9. 64	Liberty (H)	3/16/18
64	Mississippi (H)	2/6/05
64	Kentucky (A)	2/18/88

FEWEST 2ND HALF POINTS SCORED BY UT

Points	Opponent	Date
1. 17	Georgia (A)	2/10/02
17	Old Dominion (H)	1/26/80
17	South Carolina (A)	1/23/80
4. 18	Oregon State (A)	12/19/15
18	Virginia Tech (H)	12/6/15
6. 19	Louisiana Tech (A)	12/4/02
7. 20	South Carolina (N)	3/8/15
20	Georgia Tech (N)	11/26/10
20	Georgia (A)	1/21/10
20	West Virginia (H)	11/19/83

MOST POINTS SCORED BY AN OPPONENT

Points	Opponent	Date
1. 102	Auburn (N)	3/6/87
102	Louisiana Tech (N)	3/23/79
3. 99	Marquette (N)	11/23/17
4. 99	Louisiana State (N)	3/1/97
5. 98	Louisiana Tech (A)	2/24/97
6. 97	Stanford (A)	12/20/11
97	Texas (H)	12/9/87
8. 96	Stanford (A)	12/14/91
96	Kentucky (A)	1/24/86
10. 95	Stanford (H)	12/18/18
95	Florida (H)	2/26/06

FEWEST POINTS SCORED BY AN OPPONENT

Points	Opponent	Date
1. 26	Puerto Rico-Mayaguez (A)	11/29/02
26	Florida Atlantic (H)	1/21/92
3. 28	Manhattan (A)	12/7/97
4. 29	Tennessee-Martin (H)	12/5/06
29	Maryland (A)	12/4/94
6. 31	Florida A&M (H)	11/18/18
7. 32	Tennessee-Martin (A)	11/23/97
8. 33	Stetson (H)	11/20/05
33	Virginia Tech (A)	2/22/95
33	Miami (Ohio) (H)	11/23/77

MOST 1ST HALF POINTS BY AN OPPONENT

Points	Opponent	Date
1. 52	Vanderbilt (H)	1/19/96
2. 51	South Carolina (A)	1/20/88
3. 50	Wisconsin (H)	2/4/97
4. 49	Auburn (N)	3/6/87
49	Kentucky (A)	1/24/86
6. 48	Baylor (H)	12/4/16
48	Stanford (A)	12/20/11
48	Texas (H)	12/9/87
48	Montclair State (N)	12/2/77
10. 47	Stanford	12/18/18
47	Marquette (N)	11/23/17
47	Mississippi State (A)	2/14/02

FEWEST 1ST HALF POINTS BY AN OPPONENT

Points	Opponent	Date
1. 8	Maryland (A)	12/4/94
8	Stetson (H)	11/26/89
3. 10	Florida Atlantic (H)	1/21/92
10	East Tennessee State (H)	1/8/86
5. 11	Georgia (N)	3/6/15
11	Arkansas (A)	1/8/12
11	South Carolina (H)	2/1/07
11	Memphis State (H)	2/6/89
9. 12	Stetson (H)	11/20/05
10. 13	Rutgers (H)	12/30/12
13	Mississippi State (A)	2/16/12
13	Mississippi (A)	1/31/08
13	Tennessee-Martin (H)	12/5/06
13	Old Dominion (H)	1/11/96

MOST 2ND HALF POINTS BY AN OPPONENT

Points	Opponent	Date
1. 62	Vanderbilt (A)	1/31/94
2. 61	Louisiana State (N)	3/1/97
3. 59	Maryland (A)	1/15/81
4. 57	Notre Dame (A)	1/18/18
57	Georgia (H)	12/8/96
57	Stanford (A)	12/14/91
57	Louisiana Tech (N)	3/23/79
8. 56	Colorado (H)	12/20/93
56	UCLA (H)	12/16/90
10. 55	Louisiana Tech (A)	2/24/97
55	Mississippi (N)	3/25/83

FEWEST 2ND HALF POINTS BY AN OPPONENT

Points	Opponent	Date
1. 10	Central Arkansas (H)	11/30/17
2. 12	Puerto Rico-Mayaguez (A)	11/29/02
3. 13	Florida A&M (H)	11/18/18
13	Lipscomb (H)	12/29/13
4. 14	Stetson (H)	3/19/11
14	George Washington (A)	12/7/05
14	Manhattan (A)	12/7/97
14	Georgia (H)	2/25/95
14	Miami (Ohio) (H)	11/23/77
14	Florida (A)	2/22/18
10. 15	San Francisco (H)	11/15/08
15	Alabama State (H)	3/22/03
15	Memphis (H)	2/16/99

MOST POINTS IN A QUARTER BY UT

Points		Opponent	Date
1.	44	Troy (3rd)	12/6/17
2.	38	Troy (4th)	12/21/16
	38	Liberty (3rd)	3/16/18
4.	35	Murray State (3rd)	12/28/18
	35	Troy (1st)	12/21/16
	35	Central Arkansas (1st)	11/15/15
7.	34	Florida A&M (1st)	11/18/18
	34	Texas (4th)	12/10/17
	34	Troy (1st)	12/6/17
10.	31	Vanderbilt (4th)	2/4/18
	31	Alabama State (2nd)	12/3/17

FEWEST POINTS IN A QUARTER BY UT

Points		Opponent	Date
1.	3	Alabama (2nd)	2/25/16
	3	Mississippi State (4th)	1/28/16
3.	5	Texas A&M (4th)	2/12/17
4.	6	Auburn (3rd)	1/19/17
	6	Penn State (2nd)	11/20/16
	6	Virginia Tech (4th)	12/6/15
	6	Wichita State (2nd)	12/11/15
8.	7	Stetson (2nd)	12/5/18
	7	Oregon State (2nd)	3/18/18
	7	Georgia (4th)	2/11/18
	7	Chattanooga (3rd)	11/23/15
	7	Mississippi State (2nd)	3/5/16

MOST POINTS IN A QUARTER BY AN OPPONENT

Points		Opponent	Date
1.	34	Notre Dame (4th)	1/18/18
2.	31	UCLA (4th)	3/23/19
	31	Texas (4th)	12/10/17
3.	30	Mississippi State (4th)	2/10/19
	30	Vanderbilt (3rd)	1/7/18
	30	Troy (4th)	12/6/17
6.	29	Vanderbilt (4th)	2/28/19
	29	Louisville (4th)	3/20/17
	29	Alabama (4th)	3/2/17
9.	28	Stanford (4th)	12/18/18
	28	Auburn (2nd)	1/19/17
	28	Arkansas (4th)	2/8/18
	28	Alabama (4th)	2/15/18

FEWEST POINTS IN A QUARTER BY AN OPPONENT

Points		Opponent	Date
1.	0	Central Arkansas (4th)	11/30/17
2.	2	Florida (3rd)	2/22/18
3.	4	Georgia (1st)	2/28/16
4.	5	Navy (4th)	11/13/16
	5	Florida A&M (4th)	11/18/18
6.	6	Ole Miss (2nd)	3/3/19
	6	Oklahoma State (3rd)	12/2/18
	6	Stetson (3rd)	12/5/18
	6	Georgia (2nd)	2/11/18
	6	ETSU (1st)	11/12/17
	6	Ole Miss (2nd)	1/12/17
	6	Arkansas (2nd)	1/14/16
	6	Ole Miss (3rd)	2/18/16

DOUBLE-DOUBLES

◢ FRESHMEN (2 OR MORE)

Holdsclaw, Chamique 16
Frost, Sheila 11
Graves, Bashaara 10
Parker, Candace 10
Davis, Rennia 9
Catchings, Tamika 9
Horton, Karla 7
Johnson, Tiffani 6
Johnson, Glory 5
Gordon, Bridgette 4
Morton, Karen 4
Anosike, Nicky 3
Ostrowski, Mary 3
Snow, Michelle 3
Cain, Kelley 2
Brewer, Alyssia 2
Stricklen, Shekinna 2
Ely, Shyra 2
Evans, Peggy 2
Groover, Debbie 2
Thompson, Pashen 2

◢ SOPHOMORES (2 OR MORE)

Parker, Candace 21
Holdsclaw, Chamique 16
Russell, Mercedes 11
Ostrowski, Mary 11
Groover, Debbie 10
Horton, Karla 10
Davis, Rennia 9
Gordon, Bridgette 9
Catchings, Tamika 8
Ward, Vonda 8
Harrison, Isabelle 6
Towns, Paula 6
Burdick, Cierra 5
Johnson, Glory 5
Ely, Shyra 5
Evans, Peggy 5
Haave, Tanya 5
Jackson, Gwen 5
Cain, Kelley 4
Charles, Daedra 4
Ely, Cindy 4
Johnson, Dana 4
Shekinna, Stricklen 4
Baugh, Vicki 3
Freeman, Valerie 3
Frost, Sheila 3
Manning, Alicia 3
Noble, Cindy 3
Randall, Semeka 3
Snow, Michelle 3
Graves, Bashaara 3
Brewer, Alyssia 2
DeShields, Diamond 2

◢ JUNIORS (2 OR MORE)

Russell, Mercedes 19
Harrison, Isabelle 18
Holdsclaw, Chamique 16
Parker, Candace 14
Charles, Daedra 13
Johnson, Glory 12
Noble, Cindy 11
Stricklen, Stricklen 11
Johnson, Tiffani 9
Ostrowski, Mary 9
Nared, Jaime 8
Graves, Bashaara 8
Catchings, Tamika 8
Ely, Shyra 8
Frost, Sheila 8
Haave, Tanya 8
McCray, Nikki 8
Thompson, Pashen 8
Burdick, Cierra 6
Jackson, Gwen 6
Johnson, Dana 6
DeShields, Diamond 5
Groover, Debbie 5
Horton, Karla 5
Snow, Michelle 5
Ward, Vonda 5
Brogdon, Cindy 5
Fluker, Tye'sha 3
Towns, Paula 3
Butts, Tasha 3
Green, Cheridene 2
Moore, Nia 2
Massengale, Ariel 2
Gordon, Bridgette 2
Cain, Kelley 2

◢ SENIORS (2 OR MORE)

Russell, Mercedes 16
Collins, Shelia 14
Harrison, Lisa 14
Johnson, Glory 14
Charles, Daedra 13
Ostrowski, Mary 12
Nared, Jaime 10
Burdick, Cierra 9
Holdsclaw, Chamique 9
Johnson, Dana 9
Webb, Lisa 9
Frost, Sheila 8
Graves, Bashaara 8
Rankin, Jill 8
Harrison, Isabelle 7
Catchings, Tamika 7
Ely, Shyra 7
Green, Cheridene 6
Anosike, Nicky 6
Gordon, Bridgette 6
Jackson, Gwen 6
Noble, Cindy 6
Stricklen, Shekinna 5
Baugh, Vicki 4
Thompson, Pashen 4
Butts, Tasha 3
Fuller, Alex 3
Groover, Debbie 3
Nunn, Schaquilla 2
Reynolds, Jordan 2
Robinson, Ashley 2
Snow, Michelle 2
Williams, Kamiko 2

◢ MOST IN CAREER (5 OR MORE)

Holdsclaw, Chamique 57
Russell, Mercedes 46
Parker, Candace 45
Johnson, Glory 36
Ostrowski, Mary 35
Catchings, Tamika 32
Harrison, Isabelle 31
Charles, Daedra 30
Frost, Sheila 30
Graves, Bashaara 29
Ely, Shyra 22
Horton, Karla 22
Stricklen, Shekinna 22
Burdick, Cierra 21
Gordon, Bridgette 21
Johnson, Dana 20
Groover, Debbie 20
Noble, Cindy 20
Nared, Jaime 19
Davis, Rennia 18
Jackson, Gwen 18
Harrison, Lisa 17
Johnson, Tiffani 17
Collins, Shelia 15
Thompson, Pashen 15
Ward, Vonda 15
Haave, Tanya 14
Snow, Michelle 13
Anosike, Nicky 11
Webb, Lisa 11
McCray, Nikki 10
Towns, Paula 10
Evans, Peggy 9
Green, Cheridene 8
Rankin, Jill 8
Cain, Kelley 8
DeShields, Diamond 7
Randall, Semeka 7
Butts, Tasha 6
Brogdon, Cindy 5

◢ POINTS AND ASSISTS DD

Massengale, Ariel 3
Reynolds, Jordan 2
Clower, Susan 1
Henry, Lea 1
Hornbuckle, Alexis 1
Marciniak, Michelle 1
Marsh, Dawn 1
McGhee, Carla 1
Middleton, Alexa 1
Simmons, Meighan 1
Stricklen, Shekinna 1
Warlick, Holly 1
Westbrook, Evina 1
Zolman, Shanna 1

LADY VOL RECORDS

SINGLE GAME RECORDS: INDIVIDUAL

FIELD GOALS MADE

FGM		Player	Date	Game
1.	24	Patricia Roberts	11/13/76	Kentucky
2.	19	Patricia Roberts	1/24/77	East Tennessee St.
3.	18	Patricia Roberts	3/24/77	vs. Kansas State
	18	Patricia Roberts	1/6/77	Marshall
5.	17	Tanya Haave	12/11/82	at Stephen F. Austin
	17	Sue Thomas	1/14/76	at Western Carolina
7.	16	Sheila Frost	1/17/88	Vanderbilt
	16	Tanya Haave	2/9/83	at Kentucky
	16	Patricia Roberts	3/3/77	vs. Middle Tenn. St.
	16	Patricia Roberts	1/14/77	at Western Carolina

FIELD GOALS ATTEMPTED

FGA		Player	Date	Game
1.	31	Jill Rankin	1/4/80	North Carolina St.
	31	Patricia Roberts	11/13/76	Kentucky
	31	Sue Thomas	1/14/76	at Western Carolina
4.	29	Cindy Brogdon	1/28/78	at Kentucky
5.	28	Diamond DeShields	2/5/17	at Georgia
	28	Chamique Holdsclaw	12/15/96	Stanford
	28	Shelia Collins	3/3/85	at Mississippi
	28	Cindy Brogdon	3/23/79	vs. Louisiana Tech
	28	Cindy Brogdon	2/12/78	Memphis State
10.	27	Candace Parker	4/6/08	vs. Louisiana State
	27	Chamique Holdsclaw	3/16/98	Western Kentucky
	27	Shelia Collins	2/2/85	Georgia

FIELD GOAL PERCENTAGE

FG%		Player (FGM-FGA)	Date	Game
1.	1.000	Gwen Jackson (14-14)	11/29/02	at PR-Mayaguez
2.	1.000	Gwen Jackson (9-9)	11/25/00	vs. Illinois
	1.000	Nikki McCray (9-9)	1/22/94	at Mississippi St.
	1.000	Sheila Frost (9-9)	12/16/87	at Oregon State
	1.000	Lynne Collins (9-9)	12/17/82	at Louisiana St.
	1.000	Jerilynn Harper (9-9)	1/29/79	Louisiana State
7.	1.000	Bashaara Graves (8-8)	11/18/15	Penn State
8.	1.000	Bashaara Graves (7-7)	2/12/15	at Mississippi
9.	1.000	Nia Moore (6-6)	3/6/15	vs. Georgia
	1.000	Bashaara Graves (6-6)	12/17/13	Tennessee State
	1.000	Ariel Massengale (6-6)	1/3/12	Chattanooga
	1.000	Kamiko Williams (6-6)	11/15/10	Chattanooga
	1.000	Kelley Cain (6-6)	12/6/09	Texas
	1.000	Nicky Anosike (6-6)	11/26/07	Louisiana Tech
	1.000	Loree Moore (6-6)	11/29/02	at PR-Mayaguez

THREE-POINT FIELD GOALS MADE

3PM		Player	Date	Game
1.	8	Ariel Massengale	3/1/15	Vanderbilt
	8	Meighan Simmons	11/28/13	vs. Virginia
	8	Meighan Simmons	12/1/10	Lamar
4.	7	Meme Jackson	12/21/18	ETSU
	7	Alexa Middleton	12/21/16	Troy
	7	Angie Bjorklund	3/6/11	vs. Kentucky
	7	Angie Bjorklund	1/24/08	Arkansas
	7	Angie Bjorklund	1/5/08	Notre Dame
	7	Angie Bjorklund	12/16/07	Gonzaga
	7	Shanna Zolman	2/19/06	at Alabama
11.	6	Alexa Middleton	11/13/16	Navy
	6	Ariel Massengale	11/21/14	Winthrop
	6	Shekinna Stricklen	1/30/11	at Arkansas
	6	Angie Bjorklund	2/14/10	Florida
	6	Angie Bjorklund	1/28/10	Auburn
	6	Angie Bjorklund	3/6/09	vs. Florida
	6	Angie Bjorklund	12/18/08	at Old Dominion
	6	Shannon Bobbitt	11/15/07	vs. Oklahoma
	6	Shannon Bobbitt	1/28/07	at Alabama
	6	Tasha Butts	2/15/04	at Vanderbilt
	6	Kara Lawson	3/08/03	Mississippi State
	6	Kara Lawson	2/27/03	Vanderbilt
	6	Kara Lawson	1/12/03	Auburn
	6	Kara Lawson	12/21/02	at Texas
	6	Kara Lawson	1/30/00	Kentucky
	6	Abby Conklin	12/18/96	at Texas Tech

THREE-POINT FIELD GOALS ATTEMPTED

3PA		Player	Date	Game
1.	17	Meighan Simmons	11/28/13	vs. Virginia
2.	16	Angie Bjorklund	1/24/08	Arkansas
3.	15	Meighan Simmons	12/1/10	Lamar
4.	14	Meighan Simmons	1/15/11	Vanderbilt
5.	13	Meme Jackson	12/18/19	Stanford
	13	Angie Bjorklund	3/6/10	vs. Vanderbilt
	13	Shanna Zolman	3/21/06	vs. G. Washington
8.	12	Meme Jackson	12/21/18	ETSU
	12	Ariel Massengale	1/25/15	Georgia
	12	Meighan Simmons	4/2/13	vs. Louisville
	12	Angie Bjorklund	1/15/11	Vanderbilt
	12	Angie Bjorklund	3/20/10	vs. Austin Peay
	12	Angie Bjorklund	2/14/10	Florida
	12	Angie Bjorklund	1/28/10	Auburn
	12	Angie Bjorklund	2/8/09	at Florida
	12	Angie Bjorklund	12/16/07	Gonzaga
	12	Shanna Zolman	2/19/06	at Alabama

THREE-POINT FIELD GOAL PERCENTAGE

3P%		Player (3PM-3PA)	Date	Game
1.	1.000	Tasha Butts (6-6)	2/15/04	at Vanderbilt
	1.000	Kara Lawson (6-6)	2/27/03	Vanderbilt
3.	1.000	Sidney Spencer (5-5)	1/7/06	Connecticut
	1.000	Kara Lawson (5-5)	2/2/03	at Vanderbilt
5.	1.000	Alexa Middleton (4-4)	11/11/16	at JMU
	1.000	Meighan Simmons (4-4)	1/2/14	LSU
	1.000	Ariel Massengale (4-4)	1/3/12	Chattanooga
	1.000	Angie Bjorklund (4-4)	2/27/11	LSU
	1.000	Angie Bjorklund (4-4)	1/6/11	Alabama
	1.000	Sidney Spencer (4-4)	2/2/06	at Mississippi
	1.000	Laurie Milligan (4-4)	12/4/94	at Maryland
	1.000	Jody Adams (4-4)	2/13/91	DePaul

FREE THROWS MADE

FTM		Player	Date	Game
1.	17	Candace Parker	12/13/07	Middle Tennessee
	17	Bridgette Gordon	3/25/89	vs. Long Beach St.
3.	16	Shelia Collins	1/25/85	at Old Dominion
4.	15	Jaime Nared	2/4/18	Vanderbilt
	15	Chamique Holdsclaw	2/12/98	at Memphis
	15	Shelia Collins	2/27/85	Louisiana State
7.	14	Shelia Collins	3/25/84	Georgia
8.	13	Jaime Nared	12/21/17	Stanford
	13	Diamond DeShields	1/8/17	Mississippi State
	13	Chamique Holdsclaw	3/23/98	vs. North Carolina
	13	Tonya Edwards	3/24/90	vs. Virginia
	13	Bridgette Gordon	3/6/89	vs. Auburn
	13	Gail Dobson	3/1/75	vs. Union (Tenn.)
	13	Gail Dobson	2/14/75	vs. Appalachian St.

FREE THROWS ATTEMPTED

FTA		Player	Date	Game
1.	21	Candace Parker	12/13/07	Middle Tennessee
2.	20	Bridgette Gordon	3/25/89	vs. Long Beach St.
3.	19	Shelia Collins	1/25/85	at Old Dominion
4.	18	Tonya Edwards	3/24/90	vs. Virginia
5.	17	Jaime Nared	2/4/18	Vanderbilt
	17	Candace Parker	3/30/08	vs. Notre Dame
	17	Chamique Holdsclaw	2/12/98	at Memphis
8.	16	Isabelle Harrison	1/2/14	LSU
	16	Glory Johnson	3/4/11	vs. Florida
	16	Candace Parker	2/26/06	Florida
	16	Daedra Charles	3/2/91	vs. Vanderbilt
	16	Shelia Collins	2/27/85	Louisiana State
	16	Shelia Collins	3/25/84	Georgia

FREE THROW PERCENTAGE

FT%		Player (FTM-FTA)	Date	Game
1.	1.000	Gail Dobson (13-13)	3/1/75	vs. Union (Tenn.)
2.	1.000	Gail Dobson (12-12)	2/27/75	vs. Union (Tenn.)
3.	1.000	Debbie Groover (11-11)	11/23/77	Miami (Ohio)
4.	1.000	Mercedes Russell (10-10)	3/1/18	Auburn
	1.000	Ariel Massengale (10-10)	1/5/14	at Georgia
	1.000	Ariel Massengale (10-10)	11/18/12	at Miami (Fla.)
	1.000	Shekinna Stricklen (10-10)	1/15/09	at Mississippi St.

LADY VOL RECORDS

1.000	Shanna Zolman (10-10)	1/7/06	Connecticut
1.000	Laurie Milligan (10-10)	1/19/97	at Vanderbilt
1.000	Tiffany Woosley (10-10)	3/6/94	vs. Alabama
1.000	Tiffany Woosley (10-10)	2/5/94	Alabama
1.000	Sheila Frost (10-10)	1/23/89	Southern Illinois
1.000	Tonya Edwards (10-10)	1/7/87	at Old Dominion

POINTS

Points	Player	Date	Game
1. 51	Patricia Roberts	11/13/76	Kentucky
2. 43	Tanya Haave	12/11/82	at Stephen F. Austin
43	Patricia Roberts	1/24/77	East Tennessee St.
4. 40	Shelia Collins	3/3/85	at Mississippi
40	Patricia Roberts	3/26/77	vs. Immaculata
6. 39	Chamique Holdsclaw	3/15/99	Boston College
39	Chamique Holdsclaw	2/14/98	Auburn
39	Gail Dobson	3/1/75	vs. Union (Tenn.)
9. 38	Tamika Catchings	2/26/99	vs. Florida
38	Patricia Roberts	1/6/77	Marshall

REBOUNDS

Rebs	Player	Date	Game
1. 24	Patricia Roberts	2/19/77	vs. Anderson J.C.
2. 22	Daedra Charles	3/16/91	S.W. Missouri State
22	Karla Horton	11/24/85	East Carolina
4. 21	Glory Johnson	3/19/12	DePaul
5. 20	Sheila Frost	12/20/87	Northern Illinois
20	Debbie Groover	1/27/79	Valdosta State
20	Cindy Brogdon	2/12/78	at Kentucky
20	Patricia Roberts	3/10/77	vs. Clemson
20	Patricia Roberts	3/3/77	vs. Middle Tenn. St.
20	Patricia Roberts	2/12/77	at Eastern Kentucky
20	Patricia Roberts	11/13/76	Kentucky

ASSISTS

Assts	Player	Date	Game
1. 18	Dawn Marsh	3/6/88	vs. Georgia
2. 14	Holly Warlick	2/12/78	Memphis State
3. 13	Jordan Reynolds	12/21/16	Troy
13	Ariel Massengale	11/28/13	vs Virginia
13	Shannon Bobbitt	12/16/07	Gonzaga
13	Dawn Marsh	1/11/87	Kentucky
7. 12	Evina Westbrook	12/6/17	Troy
12	Ariel Massengale	1/2/14	LSU
12	Ariel Massengale	1/15/12	Vanderbilt
12	Shekinna Stricklen	1/3/10	Oklahoma
12	Michelle Marciniak	2/25/95	Georgia
12	Dawn Marsh	1/17/88	Vanderbilt
12	Dawn Marsh	3/20/86	vs. Georgia
12	Lea Henry	2/28/82	at Kentucky
12	Holly Warlick	3/5/80	Clemson

BLOCKED SHOTS

Blocks	Player	Date	Game
1. 12	Kelley Cain	2/22/10	Alabama
2. 8	Kelley Cain	2/4/10	Arkansas
8	Ashley Robinson	12/11/03	Rutgers
4. 7	Isabelle Harrison	1/3/13	at South Carolina
7	Kelley Cain	2/25/10	Kentucky
7	Kelley Cain	2/14/10	Florida
7	Kelley Cain	3/5/09	vs. Alabama
7	Candace Parker	11/28/06	at Louisiana Tech
7	Candace Parker	11/24/05	vs. Michigan State
7	Michelle Snow	3/31/00	vs. Rutgers
7	Cindy Noble	3/21/81	Illinois State

STEALS

Steals	Player	Date	Game
1. 11	Michelle Marciniak	1/14/96	at Kentucky
2. 10	Shelia Collins	2/8/85	at Florida State
3. 9	Holly Warlick	1/24/79	at Louisiana State
4. 8	Alexis Hornbuckle	3/25/08	at Purdue
8	Alberta Auguste	11/28/06	at Louisiana Tech
8	Loree Moore	11/19/04	at Chattanooga
8	Tamika Catchings	2/16/99	Memphis
8	Nikki McCray	2/12/95	Vanderbilt
8	Nikki McCray	1/20/94	Virginia Tech
8	Nikki McCray	1/7/94	at Notre Dame
8	Nikki McCray	12/9/92	UNC-Charlotte
8	Nikki McCray	2/19/92	at Memphis State

SINGLE GAME RECORDS: TEAM

FIELD GOALS MADE

FGM	Game	Date
1. 58	at Hawaii Pacific	12/20/85
2. 57	at Puerto Rico-Mayaguez	11/29/02
3. 55	Tennessee-Martin	2/13/79
4. 54	Troy	12/6/17
5. 53	Marshall	1/6/77
6. 52	Chattanooga State J.C.	1/29/76
7. 50	Tennessee-Martin	11/19/99
50	vs. Tenn.-Chattanooga	2/28/75
9. 48	at Memphis State	2/19/92
48	Stetson	11/26/89

FIELD GOALS ATTEMPTED

FGA	Game	Date
1. 98	at Youngstown State	2/9/93
2. 97	Stetson	11/26/89
3. 96	Chattanooga State J.C.	1/29/76
4. 92	Tennessee State	2/27/88
5. 91	Troy	12/6/17
91	Providence	1/25/93
7. 90	vs. Ohio State	12/17/81
90	at Kentucky	1/28/78
9. 88	vs. Memphis State	3/2/78
10. 87	vs. George Mason	12/6/97
87	Vanderbilt	1/17/88

FIELD GOAL PERCENTAGE

FG%	Game (FGM-FGA)	Date
1. .721	at Old Dominion (44-61)	1/4/89
2. .717	vs. Valdosta State (43-60)	11/29/80
3. .716	at Hawaii Pacific (58-81)	12/20/85
4. .692	at UCLA (36-52)	12/17/11
5. .691	St. Joseph's (38-55)	11/16/98
6. .673	at Purdue (37-55)	12/2/95
.673	at Notre Dame (37-55)	1/7/94
8. .672	vs. Old Dominion (43-64)	12/30/09
9. .663	at Puerto Rico-Mayaguez (57-86)	11/29/02
10. .662	at Memphis State (43-65)	2/24/86

THREE-POINT FIELD GOALS MADE

3PM	Game	Date
1. 16	vs. Kentucky	3/6/11
2. 15	Lamar	12/1/10
15	Chattanooga	11/15/10
4. 13	Auburn	1/28/10
13	Arkansas	1/24/08
13	Mississippi	2/6/05
13	vs. Army	11/30/02
8. 12	Long Beach State	12/17/17
12	Navy	11/13/16
12	Vanderbilt	3/1/15
12	vs. Oral Roberts	3/23/08
12	Mississippi	2/8/01

THREE-POINT FIELD GOALS ATTEMPTED

3PA	Game	Date
1. 36	Lamar	12/1/10
2. 35	Chattanooga	11/15/10
3. 32	Vanderbilt	1/15/11
4. 30	Florida A&M	11/18/18
30	Arkansas	1/24/08
6. 29	Long Beach State	12/17/17
29	vs. Oral Roberts	3/23/08
8. 28	Stanford	12/18/18
9. 27	UT Martin	3/17/12
27	Mississippi	2/6/05

THREE-POINT FIELD GOAL PERCENTAGE

3P%	Game (3PM-3PA)	Date
1. .875	at Notre Dame (7-8)	1/7/94
2. .857	Navy (12-14)	11/13/16

LADY VOL RECORDS

	.857	vs. Vanderbilt (6-7)	2/28/98
4.	.833	DePaul (5-6)	2/13/91
5.	.762	vs. Kentucky (16-21)	3/6/11
6.	.733	Princeton (11-15)	12/20/05
7.	.727	vs. Ole Miss (8-11)	3/27/07
8.	.714	Kentucky (5-7)	2/11/07
	.714	Vanderbilt (5-7)	2/18/99
	.714	Stanford (5-7)	12/1/94
	.714	at Memphis State (5-7)	2/19/92
	.714	Florida Atlantic (5-7)	1/21/92

FREE THROWS MADE

FTM		Game	Date
1.	40	at Florida	2/3/05
2.	38	vs. Long Beach State	3/25/89
3.	37	at Vanderbilt	1/19/97
4.	36	Long Beach State	12/3/88
5.	35	Southern California	3/21/82
6.	34	vs. Alabama	3/6/94
	34	vs. Georgia	3/5/94
8.	33	at Old Dominion	1/7/87
9.	32	Connecticut	1/7/06
	32	Florida	2/19/04
	32	at Memphis	2/12/98

FREE THROWS ATTEMPTED

FTA		Game	Date
1.	53	Long Beach State	12/3/88
2.	48	vs. Long Beach State	3/25/89
3.	47	Tennessee State	2/17/86
4.	46	at Florida	2/3/05
5.	45	Memphis	2/16/99
	45	UCLA	12/21/98
	45	at Vanderbilt	1/19/97
8.	44	vs. Alabama	3/6/94
9.	43	at Chattanooga	11/21/08
	43	vs. Stanford	12/1/94

FREE THROW PERCENTAGE

FT%		Game (FTM-FTA)	Date
1.	1.000	Alabama (18-18)	2/19/15
	1.000	LSU (10-10)	2/22/10
	1.000	Mississippi State (9-9)	3/8/19
	1.000	vs. Southern California (9-9)	4/1/84
	1.000	Florida (8-8)	2/22/18
	1.000	Tenn.-Chattanooga (6-6)	12/5/84
7.	.958	Vanderbilt (23-24)	2/27/03
	.958	at Kentucky (23-24)	2/13/85
9.	.956	Wake Forest (22-23)	3/19/88
10.	.955	vs. Gonzaga (21-22)	3/28/15

POINTS

Points		Game	Date
1.	136	at Puerto Rico-Mayaguez	11/29/02
2.	133	Tennessee-Martin	11/19/99
3.	131	Troy	12/6/17
4.	130	at Hawaii Pacific	12/20/85
5.	125	at DePaul	1/20/98
6.	124	Tennessee-Martin	2/13/79
7.	119	Mississippi	2/8/01
8.	118	at Memphis State	2/19/92
	118	Florida	2/8/80
10.	115	Eastern Kentucky	12/19/87

REBOUNDS

Reb		Game	Date
1.	76	Tennessee State	2/27/88
2.	74	Troy	12/14/13
3.	73	Troy	12/6/17
4.	72	Belmont	3/1/79
5.	71	Saint Francis	12/3/14
	71	at Youngstown State	2/9/93
7.	70	Tennessee State	2/17/86
8.	66	Virginia	11/19/95
9.	65	Georgia Tech	11/17/13
	65	vs. Marquette	11/23/96

ASSISTS

Assists		Game	Date
1.	41	at Hawaii Pacific	12/20/85
2.	38	Troy	12/6/17
3.	36	East Tennessee State	2/5/80
4.	35	Kansas State	1/7/82
5.	33	vs. Valdosta State	11/29/80
6.	32	at Fullerton State	12/16/79
7.	31	Lipscomb	12/29/13
	31	Stetson	11/26/89
	31	Tennessee Tech	3/15/87
	31	at Memphis State	2/24/86
	31	Tennessee State	2/17/86
	31	at San Jose State	12/15/79

BLOCKED SHOTS

Blocks		Game	Date
1.	15	Kentucky	2/25/10
2.	14	LSU	2/22/10
3.	13	Eastern Kentucky	12/19/87
4.	12	ETSU	11/12/17
	12	Alabama	1/6/11
	12	Florida	2/14/10
	12	Louisville	12/16/09
	12	Auburn	1/10/08
	12	Notre Dame	12/30/06
	12	vs. Colgate	3/20/04

STEALS

Steals		Game	Date
1.	38	at Hawaii Pacific	12/20/85
2.	27	Louisiana State	2/22/98
3.	24	at Tennessee-Martin	11/23/97
	24	Providence	1/25/93
	24	North Carolina-Charlotte	12/9/92
	24	Mississippi State	2/21/87
7.	23	at George Washington	11/27/01
	23	Radford	3/16/96
	23	at Notre Dame	1/7/94
	23	Kentucky	2/17/79

SINGLE SEASON RECORDS

INDIVIDUAL

GAMES PLAYED

Games		Player	Year
1.	39	Tamika Catchings	1997-98
	39	Teresa Geter	1997-98
	39	Chamique Holdsclaw	1997-98
	39	Kellie Jolly	1997-98
	39	LaShonda Stephens	1997-98
	39	Kyra Elzy	1996-97
	39	Chamique Holdsclaw	1996-97
	39	Brynae Laxton	1996-97
	39	Cindy Brogdon	1978-79
	39	Susan Clower	1978-79
	39	Debbie Groover	1978-79
	39	Kathy O'Neil	1978-79
	39	Holly Warlick	1978-79

GAMES STARTED

Starts		Player	Year
1.	39	Chamique Holdsclaw	1997-98
	39	Cindy Brogdon	1978-79
	39	Debbie Groover	1978-79
	39	Holly Warlick	1978-79
5.	38	Nicky Anosike	2007-08
	38	Shannon Bobbitt	2007-08
	38	Gwen Jackson	2002-03
	38	Kara Lawson	2002-03
	38	Loree Moore	2002-03
	38	Tamika Catchings	1997-98
	38	Kellie Jolly	1997-98
	38	Chamique Holdsclaw	1996-97
	38	Pashen Thompson	1996-97
	38	Cindy Noble	1979-80
	38	Jill Rankin	1979-80
	38	Holly Warlick	1979-80

FIELD GOALS MADE

FGM		Player	Year
1.	428	Trish Roberts	1976-77
2.	370	Chamique Holdsclaw	1997-98
3.	344	Cindy Brogdon	1978-79
4.	332	Chamique Holdsclaw	1996-97
5.	300	Candace Parker	2007-08
	300	Bridgette Gordon	1988-89
7.	296	Jill Rankin	1979-80
8.	294	Chamique Holdsclaw	1998-99
9.	289	Bridgette Gordon	1987-88
10.	286	Cindy Brogdon	1977-78

FIELD GOALS ATTEMPTED

FGA		Player	Year
1.	693	Cindy Brogdon	1978-79
2.	678	Chamique Holdsclaw	1997-98
3.	667	Chamique Holdsclaw	1996-97
4.	662	Trish Roberts	1976-77
5.	593	Cindy Brogdon	1977-78
6.	567	Chamique Holdsclaw	1998-99
7.	563	Bridgette Gordon	1988-89
8.	560	Candace Parker	2007-08
9.	536	Jill Rankin	1979-80
10.	534	Bridgette Gordon	1987-88

FIELD GOAL PERCENTAGE (MIN. 250 ATTEMPTS)

FG%		Player (FGM-FGA)	Year
1.	.679	Cindy Noble (266-392)	1979-80
2.	.647	Trish Roberts (428-662)	1976-77
3.	.615	Sheila Frost (208-338)	1987-88
4.	.614	Dana Johnson (215-350)	1994-95
5.	.597	Cindy Noble (178-298)	1980-81
6.	.590	Sheila Frost (161-273)	1986-87
7.	.586	Mary Ostrowski (190-324)	1982-83
8.	.583	Mercedes Russell (207-355)	2017-18
9.	.582	Cindy Noble (170-292)	1978-79
10.	.580	Sheila Frost (181-312)	1985-86

THREE-POINT FIELD GOALS MADE

3PM		Player	Year
1.	103	Shanna Zolman	2005-06
2.	102	Angie Bjorklund	2009-10
3.	79	Kara Lawson	1999-00
4.	78	Shannon Bobbitt	2007-08
5.	77	Kara Lawson	2002-03
6.	74	Ariel Massengale	2014-15
7.	73	Angie Bjorklund	2010-11
8.	72	Meighan Simmons	2013-14
9.	69	Meighan Simmons	2012-13
	69	Shannon Bobbitt	2006-07

THREE-POINT FIELD GOALS ATTEMPTED

3PA		Player	Year
1.	239	Angie Bjorklund	2009-10
2.	238	Shanna Zolman	2005-06
3.	202	Ariel Massengale	2014-15
4.	200	Meighan Simmons	2013-14
5.	195	Shannon Bobbitt	2007-08
6.	189	Meighan Simmons	2012-13
7.	187	Meighan Simmons	2010-11
8.	185	Angie Bjorklund	2007-08
9.	181	Kara Lawson	1999-00
10.	171	Kara Lawson	2002-03

THREE-POINT FIELD GOAL PCT. (MIN. 50 ATTEMPTS)

3P%		Player (3PM-3PA)	Year
1.	.490	Dena Head (25-51)	1990-91
2.	.455	Tiffany Woosley (46-101)	1993-94
3.	.451	Angie Bjorklund (73-162)	2010-11
4.	.450	Kara Lawson (77-171)	2002-03
5.	.436	Shanna Zolman (68-156)	2004-05
	.436	Kara Lawson (79-181)	1999-00

LADY VOL RECORDS

7.	.434	Sidney Spencer (53-122)	2005-06
8.	.433	Shanna Zolman (103-238)	2005-06
9.	.427	Angie Bjorklund (102-239)	2009-10
10.	.426	Shanna Zolman (58-136)	2003-04

FREE THROWS MADE

FTM		Player	Year
1.	201	Candace Parker	2007-08
2.	166	Candace Parker	2006-07
	166	Chamique Holdsclaw	1997-98
4.	165	Tamika Catchings	1997-98
5.	169	Jaime Nared	2017-18
6.	159	Candace Parker	2005-06
7.	155	Semeka Randall	1997-98
8.	147	Dana Johnson	1994-95
9.	145	Cindy Noble	1979-80
10.	141	Jaime Nared	2016-17

FREE THROWS ATTEMPTED

FTA		Player	Year
1.	288	Candace Parker	2007-08
2.	232	Candace Parker	2006-07
3.	227	Glory Johnson	2010-11
4.	218	Candace Parker	2005-06
5.	217	Glory Johnson	2011-12
	217	Tamika Catchings	1997-98
	217	Chamique Holdsclaw	1997-98
8.	213	Semeka Randall	1997-98
9.	208	Daedra Charles	1990-91
10.	206	Jaime Nared	2017-18

FREE THROW PCT. (MIN. 50 ATTEMPTS)

FT%		Player (FTM-FTA)	Year
1.	.957	Shanna Zolman (88-92)	2003-04
2.	.944	Shanna Zolman (85-90)	2005-06
3.	.900	Sidney Spencer (54-60)	2006-07
4.	.892	Shanna Zolman (58-65)	2002-03
5.	.884	Kara Lawson (99-112)	2002-03
6.	.880	Tiffany Woosley (110-125)	1993-94
7.	.879	Latina Davis (51-58)	1993-94
8.	.876	Jaime Nared (141-161)	2016-17
9.	.864	Cindy Brogdon (102-118)	1977-78
10.	.862	Shanna Zolman (75-87)	2004-05

POINTS

Points		Player	Year
1.	987	Trish Roberts	1976-77
2.	915	Chamique Holdsclaw	1997-98
3.	809	Candace Parker	2007-08
4.	803	Chamique Holdsclaw	1996-97
5.	784	Cindy Brogdon	1978-79
6.	735	Bridgette Gordon	1988-89
7.	730	Jill Rankin	1979-80
8.	724	Chamique Holdsclaw	1998-99
9.	711	Tamika Catchings	1997-98
10.	706	Candace Parker	2006-07

POINTS AVERAGE

Points		Player	Year
1.	29.9	Patricia Roberts	1976-77
2.	23.5	Chamique Holdsclaw	1997-98
3.	21.7	Cindy Brogdon	1977-78
4.	21.3	Candace Parker	2007-08
	21.3	Chamique Holdsclaw	1998-99
6.	20.8	Bridgette Gordon	1987-88
7.	20.6	Chamique Holdsclaw	1996-97
8.	20.4	Bridgette Gordon	1988-89
9.	20.1	Cindy Brogdon	1978-79
10.	19.6	Candace Parker	2006-07

REBOUNDS

Reb		Player	Year
1.	467	Trish Roberts	1976-77
2.	367	Chamique Holdsclaw	1996-97
3.	359	Glory Johnson	2010-11
4.	355	Glory Johnson	2011-12
5.	352	Candace Parker	2006-07
6.	338	Debbie Groover	1978-79
7.	328	Chamique Holdsclaw	1997-98
8.	326	Isabelle Harrison	2013-14
9.	326	Chamique Holdsclaw	1995-96
10.	322	Candace Parker	2007-08
	322	Daedra Charles	1990-91

REBOUND AVERAGE

RPG		Player	Year
1.	14.2	Trish Roberts	1976-77
2.	9.9	Glory Johnson	2011-12
3.	9.8	Candace Parker	2006-07
4.	9.7	Mercedes Russell	2016-17
	9.7	Glory Johnson	2010-11
6.	9.4	Chamique Holdsclaw	1996-97
	9.4	Lisa Harrison	1992-93
	9.4	Sheila Frost	1985-86
	9.4	Shelia Collins	1984-85
10.	9.3	Isabelle Harrison	2013-14

ASSISTS

Assists		Player	Year
1.	243	Dawn Marsh	1987-88
2.	225	Holly Warlick	1979-80
3.	204	Michelle Marciniak	1994-95
4.	193	Dawn Marsh	1986-87
5.	192	Dawn Marsh	1985-86
6.	181	Holly Warlick	1978-79
7.	165	Lea Henry	1980-81
8.	163	Evina Westbrook	2018-19
9.	162	Ariel Massengale	2011-12
10.	158	Ariel Massengale	2012-13
	158	Lea Henry	1981-82

ASSIST AVERAGE

APG		Player	Year
1.	7.1	Dawn Marsh	1987-88
2.	6.0	Dawn Marsh	1986-87
3.	5.9	Holly Warlick	1979-80
4.	5.8	Ariel Massengale	2013-14
5.	5.7	Michelle Marciniak	1994-95
6.	5.6	Dawn Marsh	1985-86
7.	5.3	Evina Westbrook	2018-19
	5.3	Lea Henry	1980-81
9.	5.0	Holly Warlick	1977-78
10.	4.9	Ariel Massengale	2011-12
	4.9	Lea Henry	1981-82

BLOCKED SHOTS

Blocks		Player	Year
1.	113	Kelley Cain	2009-10
2.	99	Candace Parker	2006-07
3.	90	Candace Parker	2007-08
	90	Teresa Geter	1997-98
5.	86	Candace Parker	2005-06
6.	77	Sheila Frost	1985-86
7.	70	Ashley Robinson	2003-04
8.	66	Mercedes Russell	2015-16
	66	Kelley Cain	2010-11
10.	63	Ashley Robinson	2002-03

STEALS

Steals		Player	Year
1.	141	Holly Warlick	1978-79
2.	114	Alexis Hornbuckle	2006-07
3.	113	Shelia Collins	1984-85
4.	110	Chamique Holdsclaw	1997-98
5.	109	Holly Warlick	1979-80
6.	105	Bridgette Gordon	1988-89
7.	104	Alexis Hornbuckle	2007-08
8.	102	Semeka Randall	1997-98
9.	101	Michelle Marciniak	1995-96
10.	100	Tamika Catchings	1997-98

CAREER RECORDS

INDIVIDUAL

GAMES PLAYED

Gms.		Player	Years
1.	148	Chamique Holdsclaw	1995-99
2.	146	Nicky Anosike	2004-08
3.	144	Shanna Zolman	2002-06
4.	143	Meighan Simmons	2010-14
	143	Kara Lawson	1999-2003
	143	Abby Conklin	1993-97
7.	141	Glory Johnson	2009-10-11-12
	141	Tasha Butts	2000-04
	141	Holly Warlick	1976-80
10.	140	Tye'sha Fluker	2002-06
	140	Semeka Randall	1997-2001

GAMES STARTED

Starts		Player	Years
1.	147	Chamique Holdsclaw	1995-99
2.	138	Shekinna Stricklen	2008-12
3.	137	Kara Lawson	1999-2003
4.	133	Nicky Anosike	2004-08
5.	128	Bashaara Graves	2012-16
6.	127	Meighan Simmons	2010-14
7.	126	Tamika Catchings	1997-2001
8.	123	Lea Henry	1979-83
9.	121	Bridgette Gordon	1985-89
10.	119	Alexis Hornbuckle	2004-08
	119	Semeka Randall	1997-2001

FIELD GOALS MADE

Made		Player	Years
1.	1233	Chamique Holdsclaw	1995-99
2.	1017	Bridgette Gordon	1985-89
3.	797	Candace Parker	2005-08
4.	760	Tamika Catchings	1997-2001
5.	754	Sheila Frost	1985-89
6.	746	Meighan Simmons	2010-14
	746	Tanya Haave	1980-84
8.	731	Semeka Randall	1997-2001
9.	692	Shekinna Stricklen	2008-12
10.	687	Mary Ostrowski	1980-84

FIELD GOALS ATTEMPTED

FGA		Player	Years
1.	2419	Chamique Holdsclaw	1995-99
2.	1985	Bridgette Gordon	1985-89
3.	1834	Meighan Simmons	2010-14
4.	1590	Semeka Randall	1997-2001
5.	1583	Shekinna Stricklen	2008-12
6.	1506	Tamika Catchings	1997-2001
7.	1482	Candace Parker	2005-08
8.	1475	Kara Lawson	1999-2003
9.	1456	Tanya Haave	1980-84
10.	1404	Shyra Ely	2001-05

FIELD GOAL PCT. (MIN. 200 ATTEMPTS)

FG%		Player (FGM-FGA)	Years
1.	.647	Trish Roberts (428-662)	1976-77
2.	.625	Cindy Noble (614-982)	1978-81
3.	.606	Kelley Cain (343-566)	2008-11
4.	.591	Sheila Frost (754-1276)	1985-89
5.	.570	Mercedes Russell (647-1135)	2013-18
6.	.561	Jerilynn Harper (152-271)	1978-79
7.	.553	M. Snow (585-1057)	1998-2002
8.	.5522	Jill Rankin (296-536)	1979-80
9.	.5520	Daedra Charles (594-1077)	1988-91
10.	.549	D. Johnson (622-1132)	1991-95

THREE-POINT FIELD GOALS MADE

3PM		Player	Years
1.	305	Angie Bjorklund	2007-11
2.	266	Shanna Zolman	2002-06

LADY VOL RECORDS

3.	256	Kara Lawson	1999-2003
4.	255	Meighan Simmons	2010-14
5.	164	Ariel Massengale	2011-15
6.	163	Shekinna Stricklen	2008-12
7.	161	Brittany Jackson	2001-05
8.	147	Shannon Bobbitt	2006-08
9.	143	Taber Spani	2009-13
10.	133	Sidney Spencer	2003-07

THREE-POINT FIELD GOALS ATTEMPTED

3PA		Player	Years
1.	740	Meighan Simmons	2010-14
2.	738	Angie Bjorklund	2007-11
3.	626	Shanna Zolman	2002-06
4.	617	Kara Lawson	1999-2003
5.	481	Shekinna Stricklen	2008-12
6.	455	Ariel Massengale	2011-15
7.	443	Brittany Jackson	2001-05
8.	381	Taber Spani	2009-13
9.	376	Meme Jackson	2015-19
10.	368	Nikki Caldwell	1990-94

THREE-POINT FIELD GOAL PCT. (MIN. 100 ATTEMPTS)

3P%		Player (3PM-3PA)	Years
1.	.425	S. Zolman (266-626)	2002-06
2.	.415	Kara Lawson (256-617)	1999-2003
3.	.413	A. Bjorklund (305-738)	2007-11
4.	.412	April McDivitt (101-245)	1999-2002
5.	.406	Shannon Bobbitt (147-362)	2006-08
6.	.396	S. Spencer (133-336)	2003-07
7.	.393	Gwen Jackson (55-140)	1999-03
8.	.391	T. Woosley (132-338)	1991-95
9.	.375	Taber Spani (143-381)	2009-13
10.	.364	Kellie Jolly (99-272)	1995-99

FREE THROWS MADE

FTM		Player	Years
1.	526	Candace Parker	2005-08
2.	523	Chamique Holdsclaw	1995-99
3.	493	Glory Johnson	2008-12
4.	471	Tamika Catchings	1997-2001
5.	439	Semeka Randall	1997-2001
6.	429	Jaime Nared	2014-18
7.	423	Bridgette Gordon	1985-89
8.	405	Bashaara Graves	2012-16
9.	381	Nicky Anosike	2004-08
10.	377	Dana Johnson	1991-95

FREE THROWS ATTEMPTED

FTA		Player	Years
1.	796	Glory Johnson	2008-12
2.	738	Candace Parker	2005-08
3.	731	Chamique Holdsclaw	1995-99
4.	618	Semeka Randall	1997-2001
5.	611	Tamika Catchings	1997-2001
6.	610	Bridgette Gordon	1985-89
7.	586	Nicky Anosike	2004-08
8.	584	Dana Johnson	1991-95
9.	566	Bashaara Graves	2012-16
10.	539	Daedra Charles	1988-91

FREE THROW PCT. (MIN. 150 ATTEMPTS)

FT%		Player (FTM-FTA)	Years
1.	.916	S. Zolman (306-334)	2002-06
2.	.853	S. Spencer (163-191)	2003-07
3.	.847	Kara Lawson (344-406)	1999-2003
4.	.839	Cindy Brogdon (198-236)	1977-79
5.	.827	Jaime Nared (429-519)	2014-18
6.	.816	T. Woosley (284-348)	1991-95
	.816	Tanya Haave (279-342)	1980-84
8.	.812	Ariel Massengale (277-341)	2011-15
9.	.808	Taber Spani (160-198)	2009-13
10.	**.805**	**Rennia Davis (140-174)**	**2017-**
11.	.802	Jill Rankin (138-172)	1979-80

POINTS

Points		Player	Years
1.	3025	Chamique Holdsclaw	1995-99
2.	2462	Bridgette Gordon	1985-89
3.	2137	Candace Parker	2005-08
4.	2113	Tamika Catchings	1997-2001
5.	2064	Meighan Simmons	2010-14
6.	1950	Kara Lawson	1999-2003
7.	1915	Semeka Randall	1997-2001
8.	1882	Shekinna Stricklen	2008-12
9.	1790	Sheila Frost	1985-89
10.	1771	Tanya Haave	1980-84

SCORING AVERAGE (MIN. 30 GAMES)

PPG		Player	Years
1.	29.9	Trish Roberts	1976-77
2.	20.8	Cindy Brogdon	1977-79
3.	20.4	Chamique Holdsclaw	1995-99
4.	19.4	Candace Parker	2005-08
5.	19.2	Jill Rankin	1979-80
6.	18.0	Bridgette Gordon	1985-89
7.	16.6	Tamika Catchings	1997-2001
8.	15.7	Diamond DeShields	2015-17
9.	15.2	Cindy Noble	1978-81
10.	14.4	Meighan Simmons	2010-2014

REBOUNDS

Rebounds		Player	Years
1.	1295	Chamique Holdsclaw	1995-99
2.	1218	Glory Johnson	2008-12
3.	1085	Mercedes Russell	2013-18
4.	1044	Bashaara Graves	2012-16
5.	1043	Sheila Frost	1985-89
6.	1004	Tamika Catchings	1997-2001
7.	994	Mary Ostrowski	1980-84
8.	972	Candace Parker	2005-08
9.	957	Debbie Groover	1977-81
10.	940	Shyra Ely	2001-05

REBOUND AVERAGE (MIN. 30 GAMES)

RPG		Player	Years
1.	14.2	Patricia Roberts	1976-77
2.	8.84	Candace Parker	2005-08
3.	8.75	Chamique Holdsclaw	1995-99
4.	8.64	Glory Johnson	2008-12
5.	8.17	Daedra Charles	1988-91
6.	7.98	Mercedes Russell	2013-18
7.	7.95	Mary Ostrowski	1979-84
8.	7.91	Tamika Catchings	1996-2001
9.	7.73	Karla Horton	1984-87
10.	**7.66**	**Rennia Davis**	**2017-**
11.	7.56	Sheila Frost	1985-89

ASSISTS

Assts.		Player	Years
1.	755	Dawn Marsh	1984-88
2.	673	Holly Warlick	1976-80
3.	587	Lea Henry	1979-83
4.	518	Ariel Massengale	2011-15
5.	503	Alexis Hornbuckle	2004-08
6.	456	Kara Lawson	1999-2003
7.	452	Kellie Jolly	1995-99
8.	449	Michelle Marciniak	1993-96
9.	439	Dena Head	1988-92
10.	429	Kristen Clement	1997-2001

ASSIST AVERAGE (MIN. 30 GAMES)

APG		Player	Years
1.	5.72	Dawn Marsh	1984-88
2.	4.78	Evina Westbrook	2017-19
3.	4.77	Holly Warlick	1976-80
4.	4.38	Lea Henry	1979-83
5.	4.32	Michelle Marciniak	1993-96
6.	4.25	Ariel Massengale	2011-15
7.	3.73	Cindy Brogdon	1977-79
8.	3.64	Alexis Hornbuckle	2004-08
9.	3.58	Loree Moore	2001-05
10.	3.45	Anastasia Hayes	2017-18
11.	3.42	Kellie Jolly	1995-99

BLOCKED SHOTS

Blocks		Player	Years
1.	275	Candace Parker	2005-08
2.	249	Sheila Frost	1985-89
3.	228	Kelley Cain	2008-11
4.	200	Ashley Robinson	2000-04
5.	195	Mercedes Russell	2013-18
6.	194	Michelle Snow	1998-2002
7.	161	Nicky Anosike	2004-08
8.	136	Tamika Catchings	1997-2001
9.	135	Teresa Geter	1997-99
10.	131	Isabelle Harrison	2011-2015

STEALS

Steals		Player	Years
1.	373	Alexis Hornbuckle	2004-08
2.	336	Bridgette Gordon	1985-89
3.	311	Tamika Catchings	1997-2001
4.	305	Chamique Holdsclaw	1995-99
5.	289	Nikki McCray	1991-95
6.	286	Semeka Randall	1997-2001
7.	280	Loree Moore	2001-05
8.	278	Shelia Collins	1981-85
9.	250	Holly Warlick	**-**-1978-80
10.	234	Michelle Marciniak	1993-96

LADY VOL RECORDS BY CLASS

FRESHMAN

POINTS

Total	Name	Opponent	Date
1. 35	Tamika Catchings	Depaul	1/20/98
2. 34	Candace Parker	Florida	2/26/06
3. 33	**Rennia Davis**	**Arkansas**	**2/8/18**
4. 31	Shyra Ely	Georgia	3/1/02
5. 29	Angie Bjorklund	Arkansas	1/24/08
29	Candace Parker	Rutgers	3/26/06

REBOUNDS

Total	Name	Opponent	Date
1. 19	Chamique Holdslaw	Georgia	1/8/96
2. 18	Sheila Frost	Notre Dame	12/9/85
3. 17	Sheila Frost	Iowa	3/16/86
17	Bridgette Gordon	Georgia	1/29/86
17	Tiffani Johnson	Louisiana Tech	11/20/94
17	Michelle Snow	Mississippi St.	2/6/99

ASSISTS

Total	Name	Opponent	Date
1. 12	Evina Westbrook	Troy	12/6/17
12	Ariel Massengale	Vanderbilt	1/15/12
3. 11	Alexa Middleton	Penn	11/14/14
11	Ariel Massengale	Alabama	1/26/12
11	Meighan Simmons	Alabama	1/6/11

BLOCKED SHOTS

Total	Name	Opponent	Date
1. 7	Candace Parker	Michigan State	11/24/05
7	Kelley Cain	Alabama	3/5/09
3. 6	Mercedes Russell	Tennessee State	12/17/13
6	Kelley Cain	Georgia	2/5/09
6	Candace Parker	Rutgers	3/26/06
6	Sheila Frost	Tennessee St.	2/17/86

STEALS

Total	Name	Opponent	Date
1. 8	Nikki McCray	Memphis St.	2/19/92
8	Bridgette Gordon	Hawaii Pacific	12/20/85
3. 7	Sheila Collins	Southern Cal.	3/21/82
4. 6	8x, most recently N. Anosike	Purdue	3/22/05

SOPHOMORE

POINTS

Total	Name	Opponent	Date
1. 38	Tamika Catchings	Florida	2/26/99
2. 34	Chamique Holdsclaw	Georgia	12/8/96
3. 33	Chamique Holdsclaw	Louisiana Tech	2/24/97
33	Bridgette Gordon	Auburn	3/21/87
5. 32	Candace Parker	Old Dominion	12/22/06

REBOUNDS

Total	Name	Opponent	Date
1. 22	Karla Horton	East Carolina	11/24/85
2. 20	Debbie Groover	Valdosta St.	1/27/79
3. 19	Pashen Thompson	Montana	12/19/94
4. 18	Bashaara Graves	Georgia Tech	11/17/13
18	Chamique Holdsclaw	DePaul	1/28/97
18	Sheila Frost	Georgia	1/24/87
18	Karla Horton	Louisiana St.	1/20/86

ASSISTS

Total	Name	Opponent	Date
1. 14	Holly Warlick	Memphis St.	2/17/78
2. 12	Shekinna Stricklen	Oklahoma	1/3/10
12	Dawn Marsh	Georgia	3/20/86
4. 11	Kellie Jolly	Old Dominion	3/30/97
11	Dawn Marsh	Hawaii Pacific	12/20/85

BLOCKED SHOTS

Total	Name	Opponent	Date
1. 12	Kelley Cain	LSU	2/22/10
2. 8	Kelley Cain	Arkansas	2/4/10
3. 7	Isabelle Harrison	South Carolina	1/3/13
7	Kelley Cain	Kentucky	2/25/10
7	Kelley Cain	Florida	2/14/10
7	Candace Parker	Louisiana Tech	11/28/06
7	Michelle Snow	Rutgers	3/31/00

STEALS

Total	Name	Opponent	Date
1. 8	Tamika Catchings	Memphis	2/16/99
8	Tonya Edwards	Oregon State	12/16/87
8	Tonya Edwards	Florida	2/21/88
8	Nikki McCray	UNC Charlotte	12/9/92
5. 7	13x, most recently E. Westbrook	Presbyterian	11/11/18

JUNIOR

POINTS

Total	Name	Opponent	Date
1. 43	Tanya Haave	Stephen F. Austin	12/11/82
2. 39	Chamique Holdsclaw	Auburn	2/14/98
3. 37	Chamique Holdsclaw	Florida	1/10/98
4. 36	Sheila Frost	Vanderbilt	1/17/88
5. 35	Cindy Noble	UT-Chattanooga	1/18/80

REBOUNDS

Total	Name	Opponent	Date
1. 20	Cindy Brogdon	Memphis St.	2/17/78
2. 20	Sheila Frost	N. Illinois	12/20/87
3. 19	Tiffani Johnson	Auburn	2/15/97
4. 18	Isabelle Harrison	Georgia Tech	11/17/13
18	Glory Johnson	Mississippi St.	1/27/11
18	Glory Johnson	Georgia Tech	11/26/10
18	Dana Johnson	Alabama	3/6/94

ASSISTS

Total	Name	Opponent	Date
1. 13	Ariel Massengale	Virginia	11/28/13
2. 12	Ariel Massengale	LSU	1/2/14
12	Michelle Marciniak	Georgia	2/25/95
12	Lea Henry	Kentucky	2/28/82
5. 11	Alexa Middleton	Tennessee State	11/30/16
11	Laurie Milligan	Old Dominion	1/7/97
11	Shelley Sexton	UCLA	12/15/85
11	Susan Clower	Old Dominion	2/16/81

BLOCKED SHOTS

Total	Name	Opponent	Date
1. 6	Mercedes Russell	Vanderbilt	1/5/17
6	Nia Moore	Alabama	2/19/15
6	Kelley Cain	South Carolina	1/20/11
6	Daedra Charles	Georgia	3/4/90
5. 5	Kelley Cain	Kentucky	3/6/11
5	Kelley Cain	Florida	2/10/11
5	Candace Parker	Mississippi St.	2/24/08
5	Candace Parker	Rutgers	2/11/08
5	Ashley Robinson	Alabama	1/16/03
5	Michelle Snow	Memphis	12/15/00
5	Sheila Frost	Memphis St.	1/27/88
5	Sheila Frost	Louisiana Tech	2/15/88

STEALS

Total	Name	Opponent	Date
1. 9	Holly Warlick	Louisiana State	1/24/79
2. 8	Alberta Auguste	Louisiana Tech	11/28/06
8	Dena Head	Virginia Tech	12/3/90
8	Shelley Sexton	Hawaii Pacific	12/20/85
8	Nikki McCray	Virginia Tech	1/20/94

SENIOR

POINTS

Total	Name	Opponent	Date
1. 51	Patricia Roberts	Kentucky	11/13/76
2. 43	Patricia Roberts	ETSU	1/24/77
3. 40	Shelia Collins	Mississippi	3/3/85
4. 39	Chamique Holdsclaw	Boston College	3/15/99
5. 37	Tasha Butts	Vanderbilt	2/15/04
37	Jill Rankin	N.C. State	1/4/80

LADY VOL RECORDS BY CLASS

REBOUNDS

Total		Name	Opponent	Date
1.	22	Daedra Charles	SW Missouri St.	3/16/91
2.	21	Glory Johnson	DePaul	3/11/12
3.	20	Patricia Roberts	Clemson, MTSU	
			EKU, KY	3-77/11-76
5.	19	Shelia Collins	Mississippi	3/3/85
	19	Bashaara Graves	Florida	1/7/16

ASSISTS

Total		Name	Opponent	Date
1.	18	Dawn Marsh	Georgia	3/6/88
2.	13	Jordan Reynolds	Troy	12/21/16
	13	Shannon Bobbitt	Gonzaga	12/16/07
4.	12	Holly Warlick	Clemson	3/5/80
	12	Dawn Marsh	Vanderbilt	1/17/88

BLOCKED SHOTS

Total		Name	Opponent	Date
1.	8	Ashley Robinson	Rutgers	12/11/03
2.	7	Cindy Noble	Illinois State	3/21/81
3.	6	Mary Ostrowski	Mississippi	2/15/84
	6	Cindy Noble	Kentucky	3/13/81
5.	5	9x, most recently I. Harrison	Oregon State	12/28/14

STEALS

Total		Name	Opponent	Date
1.	11	Michelle Marciniak	Kentucky	1/14/96
2.	10	Shelia Collins	Florida State	2/8/85
3.	8	Alexis Hornbuckle	Purdue	3/25/08
	8	Nikki McCray	Vanderbilt	2/12/95
	8	Holly Warlick	UCLA	12/13/79

TOP 10 SEASON AVERAGES BY CLASS

FRESHMAN RECORDS

POINTS

	Name	Games	Points	Avg.
1.	Tamika Catchings	39	711	18.2
2.	Candace Parker	36	622	17.3
3.	Chamique Holdsclaw	36	583	16.2
4.	Semeka Randall	38	604	15.9
5.	Bridgette Gordon	34	481	14.2
	Shelia Collins	31	412	14.2
7.	Kara Lawson	37	504	13.6
8.	Meighan Simmons	37	500	13.5
9.	Shekinna Stricklen	32	424	13.3
10.	Bashaara Graves	35	461	13.2

REBOUNDS

	Name	Games	Rebs.	Avg.
1.	Sheila Frost	33	309	9.4
2.	Chamique Holdsclaw	36	326	9.1
3.	Candace Parker	36	298	8.3
4.	Bashaara Graves	35	281	8.03
	Tamika Catchings	39	313	8.03
6.	**Rennia Davis**	**33**	**250**	**7.6**
7.	Karla Horton	32	229	7.16
8.	Glory Johnson	33	236	7.15
9.	Mary Ostrowski	29	203	7.0
10.	Lisa McGill	27	184	6.8

ASSISTS

	Name	Games	Assists	Avg.
1.	Ariel Massengale	33	162	4.9
2.	Evina Westbrook	33	143	4.33
3.	Dawn Marsh	32	127	3.97
4.	Loree Moore	34	133	3.91
5.	Anastasia Hayes	33	114	3.45
6.	Holly Warlick	33	112	3.39
7.	Kristen "Ace" Clement	33	107	3.24
8.	Dena Head	37	118	3.19
9.	Alexis Hornbuckle	35	110	3.14
10.	Lea Henry	38	119	3.13

SOPHOMORE RECORDS

POINTS

	Name	Games	Points	Avg.
1.	Chamique Holdsclaw	39	803	20.6
2.	Candace Parker	36	706	19.6
3.	Tamika Catchings	34	563	16.6
4.	Bridgette Gordon	34	559	16.4
5.	**Rennia Davis**	**31**	**463**	**14.9**
5.	Evina Westbrook	31	463	14.9
7.	Peggy Evans	31	458	14.8
8.	Mary Ostrowski	32	458	14.31
9.	Diamond DeShields	36	514	14.27
10.	Semeka Randall	33	464	14.1

REBOUNDS

	Name	Games	Rebs.	Avg.
1.	Candace Parker	36	352	9.8
2.	Chamique Holdsclaw	39	367	9.4
3.	Karla Horton	34	313	9.2
4.	Debbie Groover	39	338	8.7
5.	Mary Ostrowski	32	273	8.5
6.	Mercedes Russell	36	299	8.3
7.	Vonda Ward	32	250	7.8
	Paula Towns	32	250	7.8
9.	**Rennia Davis**	**31**	**240**	**7.7**
10.	Kelley Cain	33	254	7.69

ASSISTS

	Name	Games	Assists	Avg.
1.	Dawn Marsh	34	192	5.6
2.	Lea Henry	31	167	5.4
3.	Evina Westbrook	31	163	5.3
4.	Holly Warlick	31	155	5.0
5.	Ariel Massengale	35	158	4.5
6.	Kellie Jolly	23	94	4.1
7.	Suzanne Barbre	14	55	3.93
8.	Dena Head	33	129	3.91
9.	Alexis Hornbuckle	29	113	3.89
10.	Shekinna Stricklen	35	135	3.85

JUNIOR RECORDS

POINTS

	Name	Games	Points	Avg.
1.	Chamique Holdsclaw	39	915	23.5
2.	Cindy Brogdon	31	674	21.7
3.	Candace Parker	38	809	21.3
4.	Bridgette Gordon	34	687	20.8
5.	Tanya Haave	33	614	18.6
6.	Diamond DeShields	29	504	17.4
7.	Meighan Simmons	35	589	16.8
8.	Nikki McCray	33	537	16.3
9.	Mercedes Russell	32	514	16.1
10.	Daedra Charles	33	525	15.9

REBOUNDS

	Name	Games	Rebs.	Avg.
1.	Glory Johnson	37	359	9.70
2.	Mercedes Russell	32	309	9.66
3.	Isabelle Harrison	35	326	9.3
4.	Daedra Charles	33	287	8.7
5.	Candace Parker	38	322	8.5
6.	Chamique Holdsclaw	39	328	8.4
7.	Shyra Ely	35	279	8.0
8.	Sheila Frost	34	269	7.91
9.	Tamika Catchings	37	292	7.89
10.	Mary Ostrowski	33	255	7.7

ASSISTS

	Name	Games	Assists	Avg.
1.	Dawn Marsh	32	193	6.0
2.	Ariel Massengale	19	110	5.8
3.	Michelle Marciniak	36	204	5.7
4.	Lea Henry	32	152	4.9
5.	Holly Warlick	39	181	4.6
6.	Laurie Milligan	22	98	4.5
7.	Alexis Hornbuckle	37	146	4.0
8.	Suzanne Barbre	33	126	3.82
9.	Kellie Jolly	39	148	3.79
	Diamond DeShields	29	110	3.79

SENIOR RECORDS

POINTS

	Name	Games	Points	Avg.
1.	Patricia Roberts	33	987	29.9
2.	Chamique Holdsclaw	34	724	21.3
3.	Bridgette Gordon	36	733	20.4
4.	Cindy Brogdon	39	784	20.1
5.	Jill Rankin	38	730	19.2
6.	Shelia Collins	31	563	18.2
7.	Daedra Charles	35	607	17.3
8.	Jaime Nared	33	550	16.7
9.	Meighan Simmons	35	577	16.5
10.	Gwen Jackson	38	612	16.1
	Suzanne Barbre	31	499	16.1

REBOUNDS

Rank	Name	Games	Rebs.	Avg.
1.	Patricia Roberts	33	467	14.2
2.	Glory Johnson	36	355	9.9
3.	Lisa Harrison	32	300	9.4
	Shelia Collins	31	290	9.4
5.	Daedra Charles	35	322	9.2
6.	Mercedes Russell	33	303	9.18
7.	Tamika Catchings	17	150	8.8
8.	Mary Ostrowski	31	270	8.7
9.	Isabelle Harrison	21	181	8.6
10.	Bashaara Graves	33	273	8.3

ASSISTS

	Name	Games	Assists	Avg.
1.	Dawn Marsh	34	243	7.1
2.	Holly Warlick	38	225	5.9
3.	Jordan Reynolds	31	138	4.52
	Lea Henry	33	149	4.52
5.	Michelle Marciniak	36	156	4.3
6.	Kellie Jolly	34	141	4.1
7.	Kara Lawson	38	151	4.0
8.	Cindy Brogdon	39	150	3.8
9.	Alexis Hornbuckle	37	134	3.6
10.	Tonya Edwards	33	111	3.37

SEASON STATISTICAL BREAKDOWN

FIELD GOALS MADE
1292, 1978-79 (39)
1288, 1997-98 (39)
1224, 1987-88 (34)
1202, 1979-80 (38)
1191, 1988-89 (37)
1147, 1976-77 (33)
1117, 1998-99 (34)
1107, 1996-97 (39)
1106, 2002-03 (38)
1094, 2010-11 (37)
1083, 2007-08 (38)
1079, 1985-86 (34)
1073, 1986-87 (34)
1069, 1995-96 (36)
1057, 1994-95 (37)
1051, 1990-91 (35)
1051, 1982-83 (33)
1050, 1999-00 (37)
1037, 1977-78 (31)
1028, 2000-01 (34)
1011, 1989-90 (33)
1007, 2012-13 (35)
1005, 2005-06 (36)
1004, 2009-10 (35)
999, 2013-14 (35)
995, 2006-07 (37)
981, 2001-02 (34)
971, 1993-94 (33)
968, 2011-12 (36)
966, 1991-92 (31)
967, 2003-04 (35)
964, 1992-93 (32)
944, 1981-82 (32)
935, 2017-18 (33)
934, 2014-15 (36)
926, 1980-81 (31)
915, 1983-84 (33)
900, 2018-19 (32)
896, 2015-16 (36)
892, 2004-05 (35)
868, 1984-85 (32)
848, 2016-17 (32)
837, 2008-09 (33)

FIELD GOAL ATT.
2679, 1997-98 (39)
2622, 1978-79 (39)
2478, 1996-97 (39)
2401, 2007-08 (38)
2395, 1987-88 (34)
2384, 2002-03 (38)
2379, 1979-80 (38)
2363, 1988-89 (37)
2346, 2010-11 (37)
2324, 1995-96 (36)
2324, 1999-00 (37)
2290, 1976-77 (33)
2258, 2006-07 (37)
2245, 1986-87 (34)
2244, 2012-13 (35)
2220, 2000-01 (34)
2217, 1994-95 (37)
2214, 2011-12 (36)
2204, 1990-91 (35)
2199, 2014-15 (36)
2197, 2015-16 (36)
2193, 2001-02 (34)
2193, 1992-93 (32)
2184, 2013-14 (35)
2182, 1985-86 (34)
2181, 2009-10 (35)
2180, 1998-99 (34)
2171, 1989-90 (33)
2160, 1977-78 (31)
2148, 2003-04 (35)
2145, 2004-05 (35)
2133, 2005-06 (36)
2093, 1991-92 (31)
2092, 2018-19 (32)
2088, 1993-94 (33)
2080, 2017-18 (33)
2034, 1982-83 (33)
2027, 2008-09 (32)
1994, 1983-84 (33)
1976, 1981-82 (32)
1973, 2016-17 (32)
1908, 1984-85 (32)
1859, 1980-81 (31)

FIELD GOAL PCT.
.517, 1982-83 (33)
.512, 1998-99 (34)
.511, 1987-88 (34)
.505, 1979-80 (38)
.504, 1988-89 (37)
.501, 1976-77 (33)
.498, 1980-81 (31)
.495, 1985-86 (34)
.493, 1978-79 (39)
.481, 1997-98 (39)
.480, 1977-78 (31)
.478, 1986-87 (34)
.478, 1981-82 (32)
.477, 1990-91 (35)
.477, 1994-95 (37)
.471, 2005-06 (36)
.466, 2010-11 (37)
.466, 1989-90 (33)
.465, 1993-94 (33)
.464, 2002-03 (38)
.463, 2000-01 (34)
.462, 1991-92 (31)
.460, 2009-10 (35)
.460, 1995-96 (36)
.459, 1983-84 (33)
.457, 2013-14 (35)
.455, 1984-85 (32)
.452, 1999-00 (37)
.451, 2007-08 (38)
.450, 2017-18 (33)
450, 2003-04 (35)
.449 2012-13 (35)
.447, 2001-02 (34)
.447, 1996-97 (39)
.441, 2006-07 (37)
.440, 1992-93 (32)
.437, 2011-12 (36)
.430, 2018-19 (32)
.430, 2016-17 (32)
.425, 2014-15 (36)
.416, 2004-05 (35)
.413, 2008-09 (32)
.408, 2015-16 (36)

3-PT. FG MADE
242, 2010-11 (37)
237, 2007-08 (38)
232, 2002-03 (38)
220, 2005-06 (36)
210, 2006-07 (37)
192, 2011-12 (36)
187, 2009-10 (35)
185, 1999-00 (37)
178, 2012-13 (35)
176, 2000-01 (34)
175, 2004-05 (35)
172, 2014-15 (36)
167, 2018-19 (32)
163, 2008-09 (32)
161, 2003-04 (35)
160, 2013-14 (35)
158, 2017-18 (33)
153, 2016-17 (32)
145, 2001-02 (34)
135, 1996-97 (39)
131, 2015-16 (36)
118, 1990-91 (35)
109, 1994-95 (37)
108, 1993-94 (33)
106, 1997-98 (39)
98, 1992-93 (32)
89, 1991-92 (31)
83, 1998-99 (34)
78, 1995-96 (36)
43, 1989-90 (33)
27, 1987-88 (34)
6, 1988-89 (37)

3-PT. FG ATTEMPTS
647, 2007-08 (38)
641, 2010-11 (37)
595, 2002-03 (38)
577, 2006-07 (37)
568, 2011-12 (36)
565, 2005-06 (36)
516, 2015-16 (36)
514, 2018-19 (32)
514, 2017-18 (33)
508, 2014-15 (36)
502, 2012-13 (35)
501, 2008-09 (32)
500, 1999-00 (37)
498, 2009-10 (35)
472, 2004-05 (35)
464, 2000-01 (34)
451, 2016-17 (32)
444, 2013-14 (35)
432, 2003-04 (35)
421, 2001-02 (34)
388, 1996-97 (39)
346, 1994-95 (37)
346, 1997-98 (39)
312, 1993-94 (33)
304, 1992-93 (32)
294, 1990-91 (35)
274, 1995-96 (36)
255, 1998-99 (34)
249, 1991-92 (31)
126, 1989-90 (33)
68, 1987-88 (34)
26, 1988-89 (37)

3-PT. FG PCT.
.401, 1990-91 (35)
.397, 1987-88 (34)
.390, 2002-03 (38)
.389, 2005-06 (36)
.379, 2000-01 (34)
.378, 2010-11 (37)
.376, 2009-10 (35)
.373, 2003-04 (35)
.371, 2004-05 (35)
.370, 1999-00 (37)
.366, 2007-08 (38)
.364, 2006-07 (37)
.360, 2013-14 (35)
.357, 1991-92 (31)
.355, 2012-13 (35)
.348, 1996-97 (39)
.346, 1993-94 (33)
.344, 2001-02 (34)
.341, 1989-90 (33)
.339, 2016-17 (32)
.339 2014-15 (36)
.338, 2011-12 (36)
.325, 2018-19 (32)
.325, 2008-09 (32)
.325, 1998-99 (34)
.322, 1992-93 (32)
.315, 1994-95 (37)
.307, 2017-18 (33)
.306, 1997-98 (39)
.285, 1995-96 (36)
.254, 2015-16 (36)
.231, 1988-89 (37)

FREE THROWS MADE
782, 1997-98 (39)
709, 1994-95 (37)
665, 1996-97 (39)
664, 1993-94 (33)
648, 1999-00 (37)
635, 1998-99 (34)
628, 1988-89 (37)
612, 1986-87 (34)
608, 2001-02 (34)
593, 2002-03 (38)
589, 2005-06 (36)
587, 1995-96 (36)
580, 2000-01 (34)
577, 1978-79 (39)
567, 2013-14 (35)
567, 2004-05 (35)
561, 1991-92 (31)
555, 1989-90 (33)
548, 1979-80 (38)
546, 1987-88 (34)
544, 1992-93 (32)
536, 2011-12 (36)
533, 2017-18 (33)
527, 2014-15 (36)
526, 1990-91 (35)
525, 2012-13 (35)
524, 2006-07 (37)
513, 2007-08 (38)
508, 2003-04 (35)
504, 2010-11 (37)
498, 1982-83 (33)
498, 1977-78 (31)
497, 2016-17 (32)
497, 1984-85 (32)
469, 2008-09 (32)
456, 1983-84 (33)
456, 1981-82 (32)
447, 1985-86 (34)
439, 2015-16 (36)
421, 2018-19 (32)
413, 1980-81 (31)
405, 2009-10 (35)
368, 1976-77 (33)

FREE THROW ATT.
1110, 1997-98 (39)
973, 1994-95 (37)
950, 1998-99 (34)
947, 1988-89 (37)
946, 1996-97 (39)
931, 1999-00 (37)
910, 1993-94 (33)
882, 1986-87 (34)
849, 2001-02 (34)
844, 2000-01 (34)
833, 1991-92 (31)
828, 1995-96 (36)
827, 1989-90 (33)
826, 2002-03 (38)
807, 1990-91 (35)
804, 1978-79 (39)
801, 2004-05 (35)
798, 1992-93 (32)
796, 2005-06 (36)
793, 2013-14 (35)
766, 1987-88 (34)
760, 2017-18 (33)
759, 2011-12 (36)
757, 2010-11 (37)
746, 1979-80 (38)
741, 2006-07 (37)
730, 2007-08 (38)
713, 1985-86 (34)
711, 1977-78 (31)
710, 2008-09 (32)
706, 2003-04 (35)
700, 2014-15 (36)
692, 2012-13 (35)
688, 1984-85 (32)
671, 1982-83 (33)
667, 2016-17 (32)
658, 1981-82 (32)
654, 1983-84 (33)
619, 2015-16 (36)
609, 2009-10 (35)
606, 2018-19 (32)
572, 1980-81 (31)
556, 1976-77 (33)

FREE THROW PCT.
.759 2012-13 (35)
.753, 2014-15 (36)
.745, 2016-17 (32)
.742, 1982-83 (33)
.740, 2005-06 (36)
.735, 1979-80 (38)
.730, 1993-94 (33)
.729, 1994-95 (37)
.722, 1984-85 (32)
.722, 1980-81 (31)
.720, 2003-04 (35)
.720, 1978-79 (39)
.718, 2002-03 (38)
.716, 2001-02 (34)
.715, 2013-14 (35)
.713, 1987-88 (34)
.709, 2015-16 (36)
.709, 1995-96 (36)
.708, 2004-05 (35)
.707, 2006-07 (37)
.706, 2011-12 (36)
.705, 1997-98 (39)
.703, 2007-08 (38)
.703, 1996-97 (39)
.701, 2017-18 (33)
.700, 1977-78 (31)
.697, 1983-84 (33)
.696, 1999-00 (37)
.695, 2018-19 (32)
.694, 1986-87 (34)
.693, 1981-82 (32)
.687, 2000-01 (34)
.682, 1992-93 (32)
.673, 1991-92 (31)
.671, 1989-90 (33)
.668, 1998-99 (34)
.666, 2010-11 (37)
.665, 2009-10 (35)
.663, 1988-89 (37)
.662, 1976-77 (33)
.661, 2008-09 (32)
.652, 1990-91 (35)
.627, 1985-86 (34)

SCORING AVERAGE
88.9, 1987-88 (34)
88.8, 1997-98 (39)
86.8, 1998-99 (34)
83.3, 1991-92 (31)
82.9, 1977-78 (31)
82.7, 2000-01 (34)
82.2, 1993-94 (33)
81.5, 1988-89 (37)
81.1, 1986-87 (34)
81.0, 1978-79 (39)
80.7, 1976-77 (33)
80.3, 1992-93 (32)
79.9, 2002-03 (38)
79.9, 2001-02 (34)
79.4, 1989-90 (33)
79.3, 2010-11 (37)
79.3, 1999-00 (37)

SEASON STATISTICAL BREAKDOWN (CONTINUED)

79.2, 1994-95 (37)
78.8, 1982-83 (33)
78.5, 1990-91 (35)
78.3, 2005-06 (36)
77.9, 2013-14 (35)
77.9, 1995-96 (36)
77.7, 1979-80 (38)
77.6, 2017-18 (33)
77.6, 2012-13 (35)
77.3, 1996-97 (39)
76.7, 2007-08 (38)
76.6, 1985-86 (34)
74.6, 2018-19 (32)
74.4, 2003-04 (35)
74.3, 2009-10 (35)
74.0, 2011-12 (36)
73.6, 2006-07 (37)
73.3, 2016-17 (32)
73.2, 1981-82 (32)
73.1, 1980-81 (31)
72.2, 2004-05 (35)
71.3, 2014-15 (36)
69.9, 2008-09 (32)
69.8, 1984-85 (32)
69.3, 1983-84 (33)
65.6, 2015-16 (36)

POINTS

3464, 1997-98 (39)
3161, 1978-79 (39)
3037, 2002-03 (38)
3021, 1987-88 (34)
3016, 1988-89 (37)
3014, 1996-97 (39)
2953, 1979-80 (38)
2952, 1998-99 (34)
2934, 2010-11 (37)
2933, 1999-00 (37)
2932, 1994-95 (37)
2916, 2007-08 (38)
2819, 2005-06 (36)
2812, 2000-01 (34)
2803, 1995-96 (36)
2758, 1986-87 (34)
2746, 1990-91 (35)
2725, 2013-14 (35)
2724, 2006-07 (37)
2717, 2012-13 (35)
2715, 2001-02 (34)
2714, 1993-94 (33)
2664, 2011-12 (36)
2662, 1976-77 (33)
2620, 1989-90 (33)
2605, 1985-86 (34)
2603, 2003-04 (35)
2600, 2009-10 (35)
2600, 1982-83 (33)
2582, 1991-92 (31)
2572, 1977-78 (31)
2570, 1992-93 (32)
2567, 2014-15 (36)
2561, 2017-18 (33)
2526, 2004-05 (35)
2388, 2018-19 (32)
2362, 2015-16 (36)
2346, 2016-17 (32)
2344, 1981-82 (32)
2306, 2008-09 (32)
2286, 1983-84 (33)
2265, 1980-81 (31)
2233, 1984-85 (32)

PERSONAL FOULS

745, 1986-87 (34)
710, 1978-79 (39)
693, 1985-86 (34)
679, 1997-98 (39)
676, 1994-95 (37)
662, 1983-84 (33)
662, 1996-97 (39)
656, 1991-92 (31)
653, 2004-05 (35)
648, 1990-91 (35)
644, 1982-83 (33)
644, 2001-02 (34)
633, 1993-94 (33)
633, 1999-00 (37)
633, 1979-80 (38)
632, 1995-96 (36)
630, 2000-01 (34)
626, 1984-85 (32)
624, 1987-88 (34)
617, 2003-04 (35)
616, 1998-99 (34)
614, 2005-06 (36)
613, 1989-90 (33)
610, 2018-19 (32)
607, 2015-16 (36)
607, 1981-82 (32)
593, 2006-07 (37)
589, 2013-14 (35)
587, 1988-89 (37)
578, 2007-08 (38)
573, 1992-93 (32)
567, 1976-77 (33)
566, 2008-09 (32)
565, 2002-03 (38)
557, 2010-11 (37)
524, 2009-10 (35)
522, 1980-81 (31)
520, 2011-12 (36)
515, 2012-13 (35)
512, 2014-15 (36)
503, 2017-18 (33)
490, 1977-78 (31)
466, 2016-17 (32)

REBOUND AVERAGE

46.9, 1992-93 (32)
46.4, 1978-79 (39)
46.3, 2010-11 (37)
45.6, 2013-14 (35)
45.5, 2000-01 (34)
45.4, 1991-92 (31)
44.9, 1976-77 (33)
44.6, 1987-88 (34)
44.3, 2002-03 (38)
44.3, 1997-98 (39)
44.1, 1994-95 (37)
43.9, 2017-18 (33)
43.8, 1993-94 (33)
43.7, 1989-90 (33)
43.7, 1985-86 (34)
43.6, 1995-96 (36)
43.5, 2011-12 (36)
43.5, 2008-09 (32)
43.4, 2009-10 (35)
43.4, 2001-02 (34)
43.3, 2012-13 (35)
43.2, 1996-97 (39)
43.0, 2018-19 (32)
43.0, 1988-89 (37)
42.6, 2003-04 (35)
42.3, 1986-87 (34)
42.3, 1981-82 (32)
42.2, 1979-80 (38)
42.2, 1998-99 (34)
42.1, 2014-15 (36)
42.0, 2004-05 (35)
41.7, 1999-00 (37)
41.5, 1990-91 (35)
41.5, 1983-84 (33)
41.5, 1980-81 (31)
41.2, 2016-17 (32)
41.1, 2015-16 (36)
40.9, 2007-08 (38)
40.5, 1982-83 (33)
40.5, 1984-85 (32)
39.7, 1977-78 (31)
39.4, 2005-06 (36)
38.4, 2006-07 (37)

REBOUNDS

1811, 1978-79 (39)
1728, 1997-98 (39)
1713, 2010-11 (37)
1684, 1996-97 (39)
1682, 2002-03 (38)
1630, 1994-95 (37)
1604, 1979-80 (38)
1595, 2013-14 (35)
1590, 1988-89 (37)
1571, 1995-96 (36)
1567, 2011-12 (36)
1555, 2007-08 (38)
1548, 2000-01 (34)
1542, 1999-00 (37)
1519, 2009-10 (35)
1518, 1987-88 (34)
1515, 2012-13 (35)
1514, 2014-15 (36)
1501, 1992-93 (32)
1491, 2003-04 (35)
1486, 1985-86 (34)
1483, 1976-77 (33)
1481, 2015-16 (36)
1476. 2001-02 (34)
1469, 2004-05 (35)
1451, 1990-91 (35)
1449, 2017-18 (33)
1447, 1993-94 (33)
1441, 1989-90 (33)
1437, 1986-87 (34)
1435, 2008-09 (32)
1434, 1998-99 (34)
1421, 2006-07 (37)
1418, 2005-06 (36)
1407, 1991-92 (31)
1375, 2018-19 (32)
1368, 1983-84 (33)
1337, 1982-83 (33)
1353, 1981-82 (32)
1317, 2016-17 (32)
1297, 1984-85 (32)
1285, 1980-81 (31)
1233, 1977-78 (31)

ASSISTS

715, 1979-80 (38)
661, 1978-79 (39)
660, 1987-88 (34)
660, 1985-86 (34)
631, 2002-03 (38)
625, 1986-87 (34)
624, 1997-98 (39)
623, 1988-89 (37)
611, 2007-08 (38)
611, 1980-81 (31)
594, 1982-83 (33)
574, 1981-82 (32)
569, 2006-07 (37)
568, 2000-01 (34)
556, 2005-06 (36)
555, 1983-84 (33)
550, 2009-10 (35)
545, 1999-00 (37)
542, 1995-96 (36)
536, 2013-14 (35)
533, 2014-15 (36)
533, 1994-95 (37)
526, 2017-18 (33)
526, 1996-97 (39)
525, 2011-12 (36)
525, 1989-90 (33)
522, 2010-11 (37)
519, 1990-91 (35)
512, 2012-13 (35)
512, 1998-99 (34)
508, 1993-94 (33)
502, 2003-04 (35)
502, 1984-85 (32)
486, 2004-05 (35)
485, 2015-16 (36)
474, 2001-02 (34)
468, 2016-17 (32)
455, 1991-92 (31)
454, 2018-19 (32)
445, 2008-09 (33)
413, 1992-93 (32)

BLOCKS

238, 1997-98 (39)
226, 2009-10 (35)
223, 2007-08 (38)
202, 2006-07 (37)
202, 2005-06 (36)
195, 2010-11 (37)
183, 2000-01 (34)
167, 2011-12 (36)
163, 1998-99 (34)
162, 2002-03 (38)
156, 2003-04 (35)
155, 2008-09 (33)
150, 2015-16 (36)
143, 2012-13 (35)
140, 2014-15 (36)
136, 2017-18 (33)
135, 2013-14 (35)
134, 1996-97 (39)
133, 1985-86 (34)
130, 2004-05 (35)
128, 2001-02 (34)
127, 2016-17 (32)
127, 1987-88 (34)
126, 1988-89 (37)
118, 1999-00 (37)
112, 1995-96 (36)
111, 1986-87 (34)
110, 1994-95 (37)
100, 1993-94 (33)
100, 1991-92 (31)
98, 1992-93 (32)
95, 2018-19 (32)
94, 1989-90 (33)
94, 1984-85 (32)
91, 1982-83 (33)
87, 1981-82 (32)
87, 1979-80 (38)
85, 1980-81 (31)
84, 1990-91 (35)
83, 1983-84 (33)
73, 1978-79 (39)

STEALS

567, 1997-98 (39)
567, 1978-79 (39)
495, 1988-89 (37)
451, 1979-80 (38)
445, 2007-08 (38)
436, 2006-07 (37)
419, 1999-00 (37)
400, 1986-87 (34)
391, 1998-99 (34)
384, 1987-88 (34)
377, 2001-02 (34)
376, 1985-86 (34)
366, 1992-93 (32)
361, 1983-84 (33)
359, 1994-95 (37)
358, 1984-85 (32)
356, 1982-83 (33)
352, 1996-97 (39)
350, 2002-03 (38)
350, 1991-92 (31)
345, 2004-05 (35)
342, 1989-90 (33)
339, 1995-96 (36)
336, 1993-94 (33)
327, 1981-81 (32)
323, 2005-06 (36)
319, 2014-15 (36)
315, 1980-81 (31)
313, 1990-91 (35)
312, 2012-13 (35)
307, 2000-01 (34)
300, 2015-16 (36)
287, 2011-12 (36)
286, 2017-18 (33)
283, 2003-04 (35)
280, 2010-11 (37)
273, 2013-14 (35)
253, 2018-19 (32)
249, 2008-09 (33)
239, 2009-10 (35)
197, 2016-17 (32)

PTS. ALLOWED AVG.

55.5, 2006-07 (37)
56.3, 2014-15 (36)
56.4, 2010-11 (37)
57.1, 2009-10 (35)
58.5, 2002-03 (38)
58.6, 2007-08 (38)
58.6, 1988-89 (37)
58.7, 1997-98 (39)
58.7, 1994-95 (37)
59.0, 2015-16 (36)
60.1, 2011-12 (36)
60.1, 2004-05 (35)
61.0, 2005-06 (36)
61.2, 1976-77 (33)
61.9, 2000-01 (34)
62.1, 1992-93 (32)
62.5, 2003-04 (35)
62.6, 1999-00 (37)
62.6, 1989-90 (33)
62.9, 2013-14 (35)
63.1, 1998-99 (34)
63.7, 2008-09 (33)
63.9, 2012-13 (35)
64.0, 1993-94 (33)
64.3, 1980-81 (31)
64.3, 2017-18 (33)
64.5, 1995-96 (36)
64.8, 1979-1980 (38)
65.0, 2001-02 (34)
65.1, 1991-92 (31)
65.7, 1975-1976 (27)
65.8, 1996-97 (39)
65.8, 1990-91 (35)
65.9, 2016-17 (32)
66.1, 1983-84 (33)
66.1, 1978-1979 (39)
66.0, 1985-86 (34)
66.6, 1984-85 (32)
66.7, 1982-83 (33)
67.4, 1987-88 (34)
67.4, 1986-87 (34)
67.6, 1977-1978 (31)
68.2, 1981-82 (32)
69.1, 2018-19 (32)
73.4, 1974-1975 (24)

FINAL YEARLY RANKING IN THE AP POLL

1977
1. Delta St.
2. Immaculta
3. St. Joseph's
4. Cal-St. Fullerton
5. TENNESSEE

1978
1. TENNESSEE
2. Wayland Baptist
3. N. Carolina St.
4. Montclair St.
5. UCLA

1979
1. Old Dominion
2. Louisiana Tech
3. TENNESSEE
4. Texas
5. Stephen. F. Austin

1980
1. Old Dominion
2. TENNESSEE
3. Louisiana Tech
4. South Carolina
5. Stephen. F. Austin

1981
1. Louisiana Tech
2. TENNESSEE
3. Old Dominion
4. Southern Cal
5. Cheyney

1982
1. Louisiana Tech
2. Cheyney
3. Maryland
4. TENNESSEE
5. Texas

1983
1. Louisiana Tech
2. Southern Cal
3. Texas
4. Old Dominion
5. Cheyney
9. TENNESSEE

1984
1. Texas
2. Louisiana Tech
3. Georgia
4. Old Dominion
5. Southern Cal
15. TENNESSEE

1985
1. Texas
2. Northeast La.
3. Long Beach St.
4. Louisiana Tech
5. Old Dominion
13. TENNESSEE

1986
1. Texas
2. Georgia
3. Southern Cal
4. Louisiana Tech
5. Western Ky.
15. TENNESSEE

1987
1. Texas
2. Auburn
3. Louisiana Tech
4. Long Beach St.
5. Rutgers
7. TENNESSEE

1988
1. TENNESSEE
2. Iowa
3. Auburn
4. Texas
5. Louisiana Tech

1989
1. TENNESSEE
2. Auburn
3. Louisiana Tech
4. Stanford
5. Maryland

1990
1. Louisiana Tech
2. Stanford
3. Washington
4. TENNESSEE
5. UNLV

1991
1. Penn St.
2. Virginia
3. Georgia
4. TENNESSEE
5. Purdue

1992
1. Virginia
2. TENNESSEE
3. Stanford
4. Stephen F. Austin
5. Mississippi U.

1993
1. Vanderbilt
2. TENNESSEE
3. Ohio St.
4. Iowa
5. Texas Tech

1994
1. TENNESSEE
2. Penn St.
3. Connecticut
4. North Carolina
5. Colorado

1995
1. Connecticut
2. Colorado
3. TENNESSEE
4. Stanford
5. Texas Tech

1996
1. Louisiana Tech
2. Connecticut
3. Stanford
4. TENNESSEE
5. Georgia

1997
1. Connecticut
2. Old Dominion
3. Stanford
4. North Carolina
5. Louisiana Tech
10. TENNESSEE

1998
1. TENNESSEE
2. Old Dominion
3. Connecticut
4. Louisiana Tech
5. North Carolina

1999
1. Purdue
2. TENNESSEE
3. Louisiana Tech
4. Connecticut
5. Old Dominion

2000
1. Connecticut
2. TENNESSEE
3. Louisiana Tech
4. Georgia
5. Notre Dame

2001
1. Connecticut
2. Notre Dame
3. TENNESSEE
4. Georgia
5. Duke

2002
1. Connecticut
2. Oklahoma
3. Duke
4. Vanderbilt
5. Stanford
6. TENNESSEE

2003
1. Connecticut
2. Duke
3. LSU
4. TENNESSEE
5. Texas

2004
1. Duke
2. TENNESSEE
3. Purdue
4. Texas
5. Penn State

2005
1. Stanford
2. LSU
3. TENNESSEE
4. North Carolina
5. Duke

2006
1. North Carolina
2. Ohio State
3. Maryland
4. Duke
5. LSU
6. TENNESSEE

2007
1. Duke
2. North Carolina
3. TENNESSEE
4. Connecticut
5. Stanford

2008
1. Connecticut
2. North Carolina
3. TENNESSEE
4. Stanford
5. Maryland

2009
1. Connecticut
2. Stanford
3. Maryland
4. Oklahoma
5. Baylor
18. TENNESSEE

2010
1. Connecticut
2. Stanford
3. TENNESSEE
4. Nebraska
5. Xavier

2011
1. Connecticut
2. Stanford
3. Baylor
4. TENNESSEE
5. Xavier

2012
1. Baylor
2. Stanford
3. Connecticut
4. Notre Dame
5. Maryland
9. TENNESSEE

2013
1. Baylor
2. Notre Dame
3. Connecticut
4. Stanford
5. Duke
10. TENNESSEE

2014
1. Connecticut
2. Notre Dame
3. TENNESSEE
4. Louisville
5. Baylor

2015
1. Connecticut
2. Notre Dame
3. South Carolina
4. Maryland
5. Baylor
6. TENNESSEE

2016
1. Connecticut
2. Notre Dame
3. South Carolina
4. Baylor
5. Maryland
RV. TENNESSEE

2017
1. Connecticut
2. Baylor
3. Notre Dame
4. South Carolina
5. Maryland
RV. TENNESSEE

2018
1. Connecticut
2. Baylor
3. Louisville
4. Mississippi State
5. Notre Dame
12. TENNESSEE

2019
1. Baylor
2. UConn
3. Notre Dame
4. Mississippi State
5. Notre Dame
NR. TENNESSEE

WEEK-BY-WEEK AP POLL

Week	1	2	3	4	5	6	7	8	9	10	11	12	13	14	15	16	17	18	19	20
1976-77	nr	17	19	16	13	12	10	12	10	5	--	--	--	--	--	--	--	--	--	--
1977-78	1	5	5	3	2	3	3	3	3	1	1	1	1	1	--	--	--	--	--	--
1978-79	1	1	1	5	5	5	4	4	7	8	6	6	6	8	8	6	3	--	--	--
1979-80	4	4	3	3	5	5	5	5	4	6	5	4	4	4	3	2	2	--	--	--
1980-81	3	3	3	6	7	7	9	7	7	10	11	7	7	4	3	3	2	2	--	--
1981-82	2	7	10	14	18	19	20	nr	nr	nr	nr	20	13	8	11	10	8	4	--	--
1982-83	4	4	5	9	11	12	12	11	8	8	8	6	4	5	8	10	9	--	--	--
1983-84	5	5	7	9	10	11	11	8	12	11	9	7	6	10	10	14	15	--	--	--
1984-85	14	12	16	15	nr	nr	nr	nr	nr	nr	nr	nr	nr	20	18	15	13	--	--	--
1985-86	9	11	11	13	12	11	11	12	11	11	10	14	15	14	15	15	--	--	--	--
1986-87	3	3	3	1	1	1	2	2	3	3	5	7	9	8	8	7	--	--	--	--
1987-88	1	1	1	3	3	3	4	4	4	4	4	4	3	3	3	3	1	--	--	--
1988-89	1	1	1	1	1	1	1	2	2	2	2	3	3	2	2	2	1	--	--	--
1989-90	1	1	1	2	4	7	5	5	3	3	5	5	4	4	3	3	4	--	--	--
1990-91	6	3	6	10	9	7	5	4	2	4	3	5	4	4	4	3	4	--	--	--
1991-92	1	1	1	1	3	3	3	3	2	4	4	4	3	2	2	2	2	2	--	--
1992-93	2	1	1	1	1	2	2	2	2	1	1	1	1	1	2	2	--	--	--	--
1993-94	1	1	1	1	1	1	1	1	1	2	2	2	1	1	1	1	1	--	--	--
1994-95	1	1	1	1	1	1	1	1	1	2	2	2	2	2	2	2	2	3	--	--
1995-96	6	4	3	2	2	4	5	4	4	6	4	3	6	5	5	5	4	4	--	--
1996-97	4	3	5	4	5	6	6	8	9	9	8	9	9	8	8	8	11	10	--	--
1997-98	1	1	1	1	1	1	1	1	1	1	1	1	1	1	1	1	1	1	--	--
1998-99	1	4	3	3	2	2	2	2	2	1	1	1	1	1	1	2	2	2	--	--
1999-00	2	5	5	3	2	2	2	2	2	2	2	4	4	2	2	2	2	2	2	--
2000-01	2	2	2	2	2	2	2	2	2	2	2	3	3	2	2	1	1	3	3	--
2001-02	2	2	2	2	2	2	2	2	2	2	2	2	3	3	4	3	6	6	--	--
2002-03	2	2	4	4	4	4	5	5	5	5	4	4	3	3	3	3	3	4	4	--
2003-04	4	3	3	3	2	2	2	5	5	5	2	1	1	3	3	2	1	5	2	--
2004-05	1	1	1	4	9	9	9	8	10	8	7	5	5	5	6	5	5	3	3	--
2005-06	2	2	2	1	1	1	1	1	1	1	1	5	5	5	5	8	7	6	--	--
2006-07	5	5	4	4	6	5	5	4	4	4	4	4	3	3	3	2	2	4	3	--
2007-08	1	1	1	1	1	1	3	3	2	2	2	2	2	1	3	3	3	3	3	--
2008-09	5	9	7	7	11	8	8	7	13	10	13	12	15	13	18	19	18	18	--	--
2009-10	6	6	6	4	3	4	4	4	4	4	5	5	5	5	4	4	4	3	--	--
2010-11	4	4	9	8	6	6	5	5	5	5	5	5	5	4	4	4	4	4	--	--
2011-12	3	3	6	8	7	6	6	7	6	6	9	7	8	11	13	10	13	9	9	--
2012-13	20	24	20	16	14	13	10	13	12	9	9	9	9	12	12	11	8	9	10	10
2013-14	4	4	3	3	3	3	3	5	5	8	12	11	10	8	8	10	10	6	4	3
2014-15	4	4	4	14	11	11	8	8	7	6	5	6	6	6	6	6	5	6	--	--
2015-16	4	4	4	8	16	14	14	13	12	13	18	19	23	25	24	rv	nr	rv	--	--
2016-17	13	13	17	22	rv	nr	rv	rv	rv	rv	nr	rv	rv	24	rv	rv	rv	rv	--	--
2017-18	14	13	12	12	11	7	7	7	7	6	6	10	12	11	11	15	12	12	--	--
2018-19	11	12	11	11	9	9	9	10	10	13	20	rv	nr	nr	nr	nr	nr	nr	nr	nr

-- denotes no poll nr - denotes not ranked rv - denotes receiving votes

During its 12-0 start in 2018-19, Tennessee picked up road wins at Oklahoma State and Texas to climb as high as No. 9 in the AP Poll.

RECORDS BY CONFERENCE

SOUTHEASTERN CONFERENCE

Alabama	49	7
Arkansas	30	4
Auburn	45	11
Florida	52	4
Georgia	51	17
Kentucky	55	12
Louisiana State	50	15
Mississippi	46	8
Mississippi State	37	6
Missouri	9	3
South Carolina	50	8
Texas A&M	8	5
Vanderbilt	72	10
TOTAL	**554**	**110**

AMERICAN ATHLETIC CONFERENCE

Cincinnati	0	3
Connecticut	9	13
East Carolina	2	0
Memphis	26	1
SMU	1	0
Temple	2	0
Wichita State	3	0
TOTAL	**41**	**17**

AMERICA EAST CONFERENCE

Albany	1	0
Maine	2	0
Vermont	2	0
TOTAL	**5**	**0**

ATLANTIC COAST CONFERENCE

Boston College	3	0
Clemson	12	1
Duke	5	6
Florida State	2	0
Georgia Tech	6	0
Louisville	2	2
Miami	2	0
North Carolina	16	3
North Carolina State	12	3
Notre Dame	21	8
Pittsburgh	5	0
Syracuse	1	1
Virginia	14	3
Virginia Tech	7	2
Wake Forest	2	0
TOTAL	**110**	**29**

ATLANTIC SUN CONFERENCE

Liberty	2	0
Lipscomb	2	0
Stetson	7	0
TOTAL	**11**	**0**

ATLANTIC 10 CONFERENCE

Davidson	1	0
Dayton	3	0
Fordham	1	0
George Mason	1	0
George Washington	10	0
LaSalle	1	0
Richmond	1	0
St. Joseph's	5	0
Saint Louis	1	0
TOTAL	**24**	**0**

BIG EAST CONFERENCE

Creighton	1	0
DePaul	20	0
Georgetown	0	1
Marquette	3	0
Providence	3	0
St. John's	2	0
Villanova	1	0
Xavier	0	1
TOTAL	**30**	**2**

BIG SKY CONFERENCE

Montana	2	0
TOTAL	**2**	**0**

BIG SOUTH CONFERENCE

Longwood	1	0
Presbyterian	1	0
Radford	1	0
UNC Asheville	1	0
Winthrop	3	2
TOTAL	**7**	**2**

BIG TEN CONFERENCE

Illinois	7	0
Indiana	1	0
Iowa	2	1
Maryland	10	5
Michigan State	2	1
Minnesota	1	0
Nebraska	2	0
Northwestern	3	0
Ohio State	10	1
Penn State	9	2
Purdue	7	1
Rutgers	20	3
Wisconsin	5	0
TOTAL	**79**	**14**

BIG 12 CONFERENCE

Baylor	2	6
Kansas	3	0
Kansas State	4	0
Oklahoma	5	1
Oklahoma State	3	0
TCU	4	0
Texas	25	15
Texas Tech	6	0
West Virginia	6	0
TOTAL	**58**	**22**

BIG WEST CONFERENCE

Fullerton State	1	0
Long Beach State	4	3
TOTAL	**5**	**3**

COLONIAL ATHLETIC ASSOCIATION

College of Charleston	1	0
James Madison	4	0
UNCW	1	0
TOTAL	**6**	**0**

CONFERENCE USA

Charlotte	3	0
FIU	1	0
Florida Atlantic	2	0
Louisiana Tech	24	17
Marshall	3	0
Middle Tennessee	21	0
Old Dominion	36	9
Rice	1	0
UAB	3	0
Western Kentucky	7	1
TOTAL	**101**	**27**

HORIZON LEAGUE

Oakland	1	0
Wisconsin-Green Bay	2	0
Youngstown State	2	0
TOTAL	**5**	**0**

IVY LEAGUE

Penn	1	0
Princeton	1	0
TOTAL	**2**	**0**

METRO ATLANTIC ATHLETIC CONFERENCE

Manhattan	1	0
Marist	1	0
TOTAL	**2**	**0**

MID-AMERICAN CONFERENCE

Akron	1	0
Ball State	0	1
Miami (Ohio)	1	0
Northern Illinois	3	0
Toledo	1	0
Western Michigan	2	0
TOTAL	**8**	**1**

MID-EASTERN ATHLETIC CONFERENCE

Florida A&M	2	0
North Carolina A&T	1	0
South Carolina State	2	0
TOTAL	**5**	**0**

MISSOURI VALLEY CONFERENCE

Drake	1	0
Illinois State	2	0
Southern Illinois	2	0
(SW) Missouri State	1	0
TOTAL	**6**	**0**

MOUNTAIN WEST CONFERENCE

Boise State	1	0
San Jose State	1	0
UNLV	1	0
TOTAL	**3**	**0**

NORTHEAST CONFERENCE

Saint Francis	1	0
TOTAL	**1**	**0**

OHIO VALLEY CONFERENCE

Austin Peay	6	0
Belmont	4	6
Eastern Illinois	1	0
Eastern Kentucky	8	1
Murray State	1	0
Tennessee-Martin	14	2
Tennessee State	5	0
Tennessee Tech	16	12
Tennessee Tech JV	1	0
TOTAL	**56**	**21**

PACIFIC-12 CONFERENCE

Arizona	3	0
Arizona State	4	0
Colorado	3	1
Oregon	1	0
Oregon State	4	1
Stanford	25	11
UCLA	18	2
USC	8	7
Washington	1	0
Washington State	1	0
TOTAL	**68**	**22**

PATRIOT LEAGUE

Army	2	0
Colgate	1	0
Navy	1	0
TOTAL	**4**	**0**

SOUTHERN CONFERENCE

Chattanooga	27	8
East Tennessee State	22	2(1)
Furman	4	0
Mercer	0	1
UNC Greensboro	0	2
Western Carolina	10	7
TOTAL	**63**	**20(1)**

SOUTHLAND CONFERENCE

Central Arkansas	2	0
Lamar	1	0
Northwestern State	1	0
Stephen F. Austin	3	3
TOTAL	**7**	**3**

SOUTHWESTERN ATHLETIC CONFERENCE

Alabama State	2	0
Alcorn State	1	0
Grambling State	1	0
Jackson State	1	0
TOTAL	**5**	**0**

SUMMIT LEAGUE

Oral Roberts	3	0
South Dakota	1	0
TOTAL	**4**	**0**

SUN BELT CONFERENCE

Appalachian State	4	5
Georgia State	1	0
Louisiana-Monroe	0	1
Troy	3	0
TOTAL	**8**	**6**

WEST COAST CONFERENCE

Brigham Young	1	0
Gonzaga	4	0
Pepperdine	1	0
Portland	2	0
San Francisco	2	0
Santa Clara	1	0
St. Mary's (Calif.)	1	0
TOTAL	**12**	**0**

NCAA DIVISION II

Anderson (S.C.)	2	0
Carson-Newman	14	2
Cheyney	1	0
Delta State	4	2
Edinboro	0	1
Hawaii Pacific	1	0
Mars Hill	1	0
Puerto Rico-Mayaguez	1	0
Tusculum	1	0
Valdosta State	3	1
Virginia State	0	1
TOTAL	**28**	**7**

NCAA DIVISION III

Immaculata	1	0
Montclair State	0	1
Roanoke	1	0
TOTAL	**2**	**1**

NAIA

Cumberland (Tenn.)	2	0
Milligan	5	0
Shorter	1	0
Union (Tenn.)	0	3
TOTAL	**8**	**3**

NJCAA

Chattanooga State	1	0
Gulf Coast	2	0
Walters State	1	0
TOTAL	**4**	**0**

- Exhibition games not counted in totals, (1) - Denotes tie

SERIES RECORDS

DATE	AP RANK UT/OPP	ESPN RANK UT/OPP	SITE	W/L	SCORE
AIX-EN-PROVENCE (FRANCE)					**N/A**
8/20/1999			A91	W-ex	66-57
AK SELECT (FRANCE)					**N/A**
8/13/2019			A144	W-ex	93-43
AKRON					**1-0**
12/18/1997	1/nr	1/nr	N81	W	98-63
ALABAMA					**49-7**
1/22/1977	12/nr		H	W	83-57
2/11/1978	3/nr		A	W	72-53
1/17/1979	4/nr		H	W	85-52
1/10/1980	5/nr		A	W	88-68
11/28/1980	3/nr		N29	W	74-62
1/30/1981	10/nr		N31	L	71-77
2/8/1981	11/nr		H	W	68-54
3/4/1983	8/nr		H	W	91-73
3/3/1984	10/17		N40	L	66-85
3/23/1984	15/12		H	W	65-58
1/18/1986	12/nr	13/nr	H	W	89-71
2/25/1987	8/nr	8/nr	A	W	108-77
1/23/1988	4/nr	4/nr	H	W	97-70
2/26/1989	2/nr	2/nr	A	W	81-65
3/4/1989	2/nr	2/nr	N51	W	89-61
2/24/1990	4/nr	4/nr	H	W	80-65
1/9/1991	4/nr	3/nr	A	W	86-61
1/26/1992	4/24	4/24	H	W	82-72
1/23/1993	2/nr	2/nr	A	W	86-74
2/5/1994	2/15	2/15	H	W	85-69
3/6/1994	1/16	1/15	N65	W	72-56
2/5/1995	2/16	2/13	A	W	95-44
3/5/1995	2/16	2/15	N65	W	84-70
1/28/1996	4/18	5/17	H	W	81-69
3/4/1996	4/10	4/10	N65	W	64-60
1/26/1997	8/4	9/4	A	W	63-60
2/1/1998	1/nr	1/nr	H	W	73-66
3/1/1998	1/20	1/19	N82	W	67-63
1/31/1999	1/23	1/21	A	W	85-73
2/27/1999	2/24	2/nr	N65	W	80-69
2/6/2000	4/nr	4/nr	H	W	65-47
2/4/2001	3/nr	3/nr	A	W	97-75
3/2/2001	1/nr	1/nr	N94	W	82-52
1/20/2002	2/nr	3/nr	H	W	82-57
1/16/2003	5/nr	5/nr	A	W	88-45
1/18/2004	5/nr	5/nr	H	W	72-51
2/27/2005	5/nr	5/nr	A	W	94-81
1/29/2006	1/nr	3/nr	H	W	89-54
2/19/2006	5/nr	5/nr	A	W	82-65
1/3/2007	4/nr	4/nr	H	W	72-36
1/28/2007	4/nr	4/nr	A	W	80-51
2/21/2008	3/nr	3/nr	A	W	85-58
2/12/2009	15/nr	18/nr	H	W	80-61
3/5/2009	19/nr	24/nr	N107	W	68-49
2/18/2010	5/nr	5/nr	A	W	74-67
1/6/2011	5/nr	6/nr	H	W	110-45
1/26/2012	7/nr	9/nr	A	W	86-56
1/20/2013	9/nr	9/nr	H	W	96-69
2/2/2014	10/nr	10/nr	A	W	64-54
2/19/2015	6/nr	6/nr	H	W	77-56
1/31/2016	19/nr	23/nr	H	W	70-42
2/25/2016	nr/nr	nr/nr	A	L	46-54
2/16/2017	rv/nr	rv/nr	A	L	57-65
3/2/2017	rv/nr	rv/nr	N114	L	64-72
2/15/2018	11/nr	11/nr	H	L	63-72
1/17/2019	20/nr	17/nr	A	L	65-86
ALABAMA-BIRMINGHAM (UAB)					**3-0**
1/2/1983	12/nr		H	W	78-66
12/1/1995	3/nr	2/nr	N70	W	77-42
11/24/2018	19/nr	20/nr	N140	W	73-69 (OT)
ALABAMA STATE					**2-0**
3/22/2003	4/nr	4/nr	H	W	95-43
12/3/2017	12/nr	13/nr	H	W	104-51
ALBANY					**1-0**
11/27/2015	4/nr	5/rv	H	W	63-55

DATE	AP RANK UT/OPP	ESPN RANK UT/OPP	SITE	W/L	SCORE
ALCORN STATE					**1-0**
11/25/2012	20/nr	15/nr	H	W	90-37
ANDERSON JC					**2-0**
2/15/1975			N1	W	78-66
2/19/1977	12/nr		N1	W	77-50
APPALACHIAN STATE					**4-5**
2/28/1969			N2	L	50-58 (OT)
3/1/1969			N2	L	33-35 (OT)
2/7/1970			A	L	*
3/4/1970			H	*	*
2/17/1973			N1	L	57-67
2/14/1975			N1	W	94-69
3/11/1976			N14	L	71-88
2/18/1977	12/nr		N1	W	82-65
3/13/1999	2/nr	2/nr	H	W	113-54
12/14/2016	nr/nr	rv/nr	H	W	92-66
ARGENTINEAN NATIONAL TEAM					**N/A**
6/18/1987			N53	W-ex	88-44
ARIZONA					**3-0**
12/7/1993	1/nr	1/nr	A	W	65-63
1/2/1995	1/nr	1/nr	H	W	109-57
3/20/2000	2/21	2/20	H	W	75-60
ARIZONA STATE					**4-0**
12/27/2000	2/nr	2/nr	N97	W	67-63
11/19/2006	5/11	4/11	A	W	83-74
11/21/2010	4/nr	4/nr	H	W	80-64
3/20/2016	rv/11	nr/11	A137	W	68-52
ARKANSAS					**30-4**
2/29/1992	2/nr	2/nr	H	W	105-59
2/27/1993	1/nr	1/nr	A	W	72-55
1/2/1994	1/nr	1/nr	H	W	89-67
2/7/1995	2/20	2/23	A	W	87-67
1/17/1996	6/20	5/20	H	W	78-66
12/29/1996	6/22	6/24	A	L	75-77
1/1/1998	1/25	1/nr	H	W	88-58
3/27/1998	1/nr	1/nr	N84	W	86-58
12/17/1998	2/nr	2/nr	A	W	82-62
1/10/2000	2/nr	2/nr	H	W	79-69
1/7/2001	2/nr	2/nr	A	W	76-61
2/7/2002	3/nr	4/nr	H	W	93-65
1/30/2003	4/12	4/11	A	W	92-79
1/8/2004	5/nr	5/nr	H	W	83-44
2/26/2004	2/nr	2/nr	A	W	93-71
1/13/2005	8/nr	10/nr	H	W	72-54
2/20/2005	6/nr	6/nr	A	W	84-71
2/5/2006	5/nr	5/nr	H	W	77-37
2/22/2007	2/nr	2/nr	A	W	75-68 (OT)
1/24/2008	2/nr	2/nr	H	W	98-55
1/22/2009	10/nr	12/nr	A	W	76-67
2/4/2010	5/nr	5/nr	H	W	74-57
1/30/2011	5/nr	6/nr	A	W	72-53
1/8/2012	6/nr	7/nr	A	W	69-38
2/23/2012	10/nr	9/nr	H	L	71-72 (OT)
2/24/2013	11/nr	10/nr	A	W	60-54
1/30/2014	10/nr	10/nr	H	W	70-60
1/11/2015	7/nr	9/nr	A	W	60-51
1/14/2016	13/nr	15/nr	A	L	59-64
2/4/2016	23/nr	25/nr	H	W	75-57
3/3/2016	nr/nr	nr/nr	N136	W	68-51
2/19/2017	rv/nr	rv/nr	H	W	59-46
2/8/2018	11/nr	11/nr	A	W	90-85
1/21/2019	rv/nr	17/nr	H	L	79-80
ARMY					**2-0**
11/30/2002	4/nr	5/nr	N105	W	96-44
3/19/2006	6/nr	6/nr	N118	W	102-54
ARVIKA (SWEDEN)					**N/A**
11/13/1989			H	W-ex	97-54
ATHLETES IN ACTION					**N/A**
11/21/1990			H	W-ex	96-64
11/22/1992			H	L-ex	68-70
11/18/1993			H	W-ex	76-73

SERIES RECORDS

DATE	AP RANK UT/OPP	ESPN RANK UT/OPP	SITE	W/L	SCORE
11/17/1994			H	W-ex	78-65
11/16/2000			H	W-ex	108-78
11/18/2003			H	W-ex	88-64
AUBURN					**45-11**
2/9/1980	5/nr		H	W	72-61
3/6/1983	10/15		H	W	83-75
3/4/1985	15/9	24/10	N44	W	63-60
2/8/1986	10/11	12/13	H	L	60-66
1/14/1987	2/3	2/3	A	L	69-75
3/6/1987	8/2	8/2	N51	L	96-102
3/21/1987	7/2	7/2	H	W	77-61
1/9/1988	4/2	4/3	H	L	68-71
3/7/1988	3/1	2/1	N51	W	73-70
1/6/1989	1/3	1/3	A	L	59-67
3/6/1989	2/1	2/1	N51	W	66-51
4/2/1989	1/2	1/2	N55	W	76-60
2/3/1990	5/14	6/14	H	W	76-65
3/5/1990	3/11	3/11	N51	L	77-78
1/19/1991	2/10	2/10	A	L	65-70
3/3/1991	4/5	4/5	N51	W	70-62
3/23/1991	4/6	3/6	H	W	69-65
1/30/1992	4/nr	4/nr	H	W	69-54
1/12/1993	2/9	2/8	A	W	70-59
1/15/1994	1/21	1/20	H	W	58-46
1/14/1995	1/nr	1/nr	A	W	68-43
2/18/1996	5/20	5/18	H	W	72-67 (OT)
2/15/1997	8/nr	9/nr	A	W	76-63
3/2/1997	8/nr	11/nr	N65	L	59-61
2/14/1998	1/nr	1/nr	H	W	79-63
2/14/1999	1/17	1/21	A	W	71-63
2/27/2000	2/11	3/14	H	W	76-61
2/25/2001	1/nr	1/nr	A	W	63-49
1/10/2002	2/19	3/22	H	W	71-50
1/27/2002	2/22	2/22	A	W	66-53
1/12/2003	5/nr	5/nr	H	W	81-72
2/16/2003	3/nr	3/nr	A	W	59-56
3/7/2003	3/nr	3/nr	N107	W	66-51
2/1/2004	1/22	1/25	H	W	68-61 (OT)
1/20/2005	7/nr	9/nr	A	W	81-71
3/4/2005	5/nr	4/nr	N114	W	64-54
2/23/2006	5/nr	5/nr	H	W	81-56
3/3/2006	8/nr	9/nr	N107	W	77-45
2/8/2007	3/nr	3/nr	A	W	72-62
1/10/2008	2/22	2/20	H	W	85-52
1/25/2009	10/6	12/5	A	L	68-82
3/7/2009	19/6	24/5	N107	L	58-78
1/28/2010	5/nr	5/nr	H	W	85-56
1/23/2011	5/nr	6/nr	A	W	73-53
1/1/2012	7/nr	8/nr	A	W	73-52
2/5/2012	8/nr	8/nr	H	W	82-61
1/17/2013	9/nr	9/nr	A	W	75-66
2/21/2013	11/nr	10/nr	H	W	83-61
2/20/2014	10/nr	10/nr	H	W	93-63
1/15/2015	6/nr	6/nr	A	W	54-42
1/10/2016	12/nr	11/nr	H	W	79-52
1/19/2017	nr/nr	rv/nr	A	L	61-79
1/4/2018	7/nr	7/nr	H	W	70-59
3/1/2018	12/nr	12/nr	N101	W	64-61
1/3/2019	10/nr	10/nr	A	W	78-69
2/14/2019	nr/nr	nr/nr	H	W	73-62
AUSTIN PEAY					**6-0**
1/12/1974			H7	W	66-42
2/28/1974			N10	W	55-35
1/16/1976			A	W	65-53
11/15/1996	4/nr	4/nr	H74	W	80-59
3/16/2001	3/nr	3/nr	H	W	80-38
3/20/2010	3/nr	3/nr	H	W	75-42
AUSTRALIAN INSTITUTE OF SPORT					**N/A**
11/23/1987			H	W-ex	93-77
11/22/1994			H	W-ex	106-57
BALL STATE					**0-1**
3/22/2009	18/nr	23/nr	N45	L	55-71
BAYLOR					**2-6**
3/28/2004	2/15	3/17	N112	W	71-69
11/15/2009	8/7	9/4	H	W	74-65
3/27/2010	3/14	3/18	N127	L	62-77
12/14/2010	6/3	6/2	A	L	54-65
11/27/2011	6/1	7/1	H	L	67-76
3/26/2012	9/1	7/1	N129	L	58-77
12/18/2012	10/3	11/3	A	L	53-76
12/4/2016	22/4	25/4	H	L	66-88
BELMONT					**4-6**
1/27/1970			A	L	61-64
1/31/1970			H	L	28-38
1/25/1974			H	W	63-51
2/18/1975			A	L	80-102
1/17/1976			A	L	45-77
2/17/1976			H	L	71-79
11/30/1976	nr/nr		HG	W	78-63
1/28/1977	10/nr		A	L	59-60
3/1/1979	8/nr		H	W	94-53
12/30/2018	10/nr	10/nr	H	W	84-76
BOISE STATE					**1-0**
3/21/2015	6/nr	5/nr	H	W	72-61
BOSTON COLLEGE					**3-0**
3/15/1999	2/nr	2/nr	H	W	89-62
12/6/2000	2/nr	2/21	H	W	72-57
12/5/2001	2/nr	2/nr	A	W	75-66
BRAZILIAN NATIONAL TEAM					**N/A**
6/20/1987			A53	L-ex	68-105
BRIGHAM YOUNG					**1-0**
3/23/2002	6/nr	6/nr	N102	W	68-57
BULGARIAN NATIONAL TEAM					**N/A**
8/14/2003			N110	L-ex	67-69
BULGARIAN NATIONAL B TEAM					**N/A**
11/23/1993			H	W-ex	89-75
CAMEROON NATIONAL TEAM					**N/A**
8/7/2015			N133	W-ex	66-49
CARSON-NEWMAN					**14-2**
2/26/1920			H	L	13-14
2/16/1923			H	W	23-7
1/10/1925			H	W	38-30
2/9/1925			A	L	16-36
1/29/1969			A	W	53-49
2/13/1969			A	W	63-44
2/9/1971			H	W	46-33
2/23/1971			H	*	*
2/26/1971			HP	W	52-37
1/25/1972			H	W	51-45
2/15/1972			A	W	71-41
2/25/1972			H	W	45-39
2/24/1973			N4	W	56-50
1/12/1974			H7	W	55-41
1/22/1974			A	W	57-25
2/22/1974			A9	W	59-41
2/28/1975			N12	W	74-73
11/7/2004			H	W-ex	105-47
11/10/2005			H	W-ex	101-55
11/1/2006			H	W-ex	104-49
11/6/2007			H	W-ex	91-30
11/6/2008			H	W-ex	135-55
11/5/2009			H	W-ex	124-34
11/21/2010			H	W-ex	110-66
11/1/2011			H	W-ex	105-40
11/1/2012			H	W-ex	104-44
11/4/2013			H	W-ex	115-31
11/9/2014			H	W-ex	90-57
11/9/2015			H	W-ex	101-59
11/7/2016			H	W-ex	95-56
11/7/2017			H	W-ex	121-76
11//5/2019			H	W-ex	128-59
CENTENARY (TENN.)					**1-0**
2/18/1925			A	W	54-10

SERIES RECORDS

DATE	AP RANK UT/OPP	ESPN RANK UT/OPP	SITE	W/L	SCORE
CENTRAL ARKANSAS					**2-0**
11/15/2015	4/nr	4/nr	H	W	102-47
11/30/2017	12/nr	13/nr	H	W	77-34
CENTRAL HIGH SCHOOL					**3-1**
2/16/1907			H	W	28-0
1/18/1908			*	W	*
2/4/1909			H	W	28-8
12/16/1909			H	L	1-21
COLLEGE OF CHARLESTON					**1-0**
2/18/1977	12/nr		N1	W	91-70
CHATTANOOGA					**27-8**
2/8/1924			H	W	19-4
2/17/1925			A	W	39-16
1/9/1926			H	W	45-8
2/11/1926			A	W	45-15
2/4/1971			A	L	52-60
2/26/1971			HP	L	47-53
3/5/1971			N3	L	22-46
2/8/1972			A	W	58-48
2/26/1972			H	L	49-50
2/26/1972			H	W	56-53
3/3/1972			H	L	52-56
1/26/1973			H	L	55-58
2/24/1973			N4	W	55-51
1/25/1975			N4	W	77-73
2/22/1975			H	W	90-78
2/28/1975			N12	W	112-88
1/31/1976			H	W	96-62
2/28/1976			A	W	67-66
1/18/1980	5/nr		A	W	73-53
2/29/1980	4/nr		N10	W	71-63
12/4/1980	3/nr		H	W	90-56
12/5/1984	16/nr		H	W	78-54
11/16/2001	2/nr	2/nr	A	W	97-57
11/23/2003	3/nr	3/nr	H	W	83-52
11/19/2004	1/nr	1/nr	A	W	68-34
11/21/2005	2/nr	1/nr	H	W	92-50
11/12/2006	5/nr	5/nr	H	W	102-72
11/11/2007	1/nr	1/nr	H	W	76-56
11/21/2008	5/nr	13/nr	A	W	66-63
11/15/2010	4/nr	4/nr	H	W	103-43
1/3/2012	6/nr	7/nr	H	W	90-47
11/9/2012	20/nr	16/nr	A	L	71-80
11/14/2013	4/nr	3/nr	H	W	80-56
11/26/2014	4/nr	5/nr	A	L	63-67
11/23/2015	4/nr	5/rv	H	W	59-57
CHATTANOOGA STATE CC					**1-0**
1/29/1976			H	W	114-51
CHEYNEY					**1-0**
3/30/1984	15/9		N41	W	82-73
CINCINNATI					**0-3**
2/22/1924			H	L	9-29
2/26/1924			A	L	23-54
11/26/1984	12/nr		H	L	69-72
CLEMSON					**12-1**
12/17/1976	19/nr		N15	W	87-61
3/10/1977	10/nr		N3	W	84-46
11/28/1977	1/nr		H	W	88-70
11/29/1978	1/nr		A	W	75-66
3/8/1979	8/nr		H	W	89-61
2/18/1980	4/16		H	W	89-72
3/5/1980	3/16		H	W	95-79
1/21/1981	7/nr		A	L	64-72
1/21/1982	nr/nr		H	W	91-60
3/22/1990	4/nr	5/19	N32	W	80-62
3/19/1994	1/nr	1/nr	H	W	78-66
11/24/2000	2/nr	2/nr	N96	W	86-58
11/22/2018	11/nr	11/nr	N140	W	78-66
COKER					**N/A**
11/4/2012			H	W-ex	118-44

DATE	AP RANK UT/OPP	ESPN RANK UT/OPP	SITE	W/L	SCORE
COLGATE					**1-0**
3/20/2004	2/nr	3/nr	N111	W	77-54
COLORADO					**3-1**
12/8/1981	10/nr		A	L	60-78
12/20/1993	1/7	1/7	H	W	86-82 (OT)
12/17/1994	1/8	1/8	A	W	78-72
3/22/1997	10/18	11/21	N48	W	75-67
CONNECTICUT					**9-13**
1/16/1995	1/2	1/2	A	L	66-77
4/2/1995	3/1	2/1	N16	L	64-70
1/6/1996	4/2	4/2	H	L	53-59
3/29/1996	4/2	4/3	N73	W	88-83 (OT)
1/5/1997	8/1	8/1	A77	L	57-72
3/24/1997	10/1	11/1	N48	W	91-81
1/3/1998	1/3	1/3	H	W	84-69
1/10/1999	2/1	2/1	A	W	92-81
1/8/2000	2/1	2/1	H	L	67-74
2/2/2000	4/1	4/1	A77	W	72-71
4/2/2000	2/1	2/1	N95	L	52-71
12/30/2000	2/1	2/1	A	L	76-81
2/1/2001	3/2	3/2	H	W	92-88
1/5/2002	2/1	2/1	H	L	72-86
3/29/2002	6/1	6/1	N103	L	55-79
1/4/2003	5/3	5/2	A	L	62-63 (OT)
4/8/2003	4/1	4/2	N108	L	68-73
2/5/2004	1/4	1/3	H	L	67-81
4/6/2004	2/6	3/6	N113	L	61-70
1/8/2005	10/15	10/14	A	W	68-67
1/7/2006	1/7	1/7	H	W	89-80
1/6/2007	4/5	4/5	A77	W	70-64
COPENHAGEN (DENMARK)					**N/A**
1/2/1992			N62	W-ex	98-44
CREIGHTON					**1-0**
3/25/2013	10/nr	9/nr	H	W	68-52
CUMBERLAND (KY.)					**5-0**
3/10/1922			A	W	28-19
2/9/1923			H	W	28-14
2/27/1924			A	W	48-24
1/14/1926			H	W	47-12
1/10/1973			H	W	64-25
CUMBERLAND (TENN.)					**2-0**
2/12/1972			H	W	52-35
2/21/1976			H	W	90-42
DALHOUSIE (CANADA)					**N/A**
11/6/2005			H	W-ex	131-40
DAVIDSON					**1-0**
11/28/2012	13/nr	15/nr	H	W	75-40
DAYTON					**3-0**
12/4/1986	3/nr	3/nr	H	W	66-40
3/22/2010	3/nr	3/nr	H	W	92-64
3/18/2017	rv/nr	rv/nr	N131	W	66-57
DELTA STATE					**4-2**
12/17/1976	19/1		N15	L	63-74
3/25/1977	5/1		N16	L	58-62
1/5/1978	3/2		H	W	94-74
12/28/1978	5/7		N23	W	67-63
1/9/1979	4/7		A	W	85-73
2/6/1979	6/15		H	W	73-57
11/9/2009			H	W-ex	79-46
DEPAUL					**20-0**
2/13/1991	4/nr	4/nr	H	W	105-43
1/10/1992	3/nr	3/nr	A	W	70-62
1/21/1993	2/21	2/21	H	W	60-48
1/29/1994	2/nr	2/nr	A	W	66-56
2/14/1995	2/nr	2/nr	H	W	85-54
12/20/1995	4/nr	4/nr	A	W	76-68
1/28/1997	9/nr	9/nr	H	W	94-83
1/20/1998	1/nr	1/nr	A	W	125-46

SERIES RECORDS

DATE	AP RANK UT/OPP	ESPN RANK UT/OPP	SITE	W/L	SCORE
12/3/1998	3/nr	3/nr	H	W	89-47
12/17/1999	2/nr	2/nr	A	W	100-66
11/18/2000	2/nr	2/nr	H	W	94-52
12/19/2001	2/nr	2/nr	A	W	80-66
1/14/2003	5/25	5/24	H	W	76-57
12/17/2003	2/nr	2/nr	A	W	96-89 (OT)
3/22/2004	2/nr	3/25	N111	W	79-59
12/12/2004	9/15	9/15	H	W	78-63
1/2/2008	3/15	3/15	A	W	102-68
11/30/2008	9/nr	12/nr	H	W	88-67
12/11/2011	7/20	8/21	N87	W	84-61
3/19/2012	9/rv	7/23	A	W	63-48
DOZY BV DEN HELDER (NETHERLANDS)					**N/A**
8/8/2019			A142	W-ex	97-45
DRAKE					**1-0**
3/18/2007	3/nr	4/nr	N120	W	76-37
DUKE					**5-6**
12/6/1998	3/16	3/16	N86	W	74-60
3/22/1999	2/10	2/11	N25	L	63-69
12/27/2001	2/9	2/9	N100	W	89-68
11/24/2002	2/1	2/1	N104	L	55-76
4/6/2003	4/2	4/1	N108	W	66-56
1/24/2004	2/1	2/1	A	W	72-69
12/2/2004	4/10	5/9	H	L	57-59
1/23/2006	1/2	1/2	A	L	53-75
1/22/2007	4/1	4/1	H	L	70-74
1/28/2008	2/9	2/10	A	W	67-64
2/16/2009	13/7	18/10	H	L	54-62
EAST CAROLINA					**2-0**
2/15/1975			N1	W	82-81
11/24/1985	9/nr	11/nr	H	W	74-56
EAST TENNESSEE STATE					**22-2-1**
1/31/1924			H	L	16-22
2/2/1925			A	T	25-25
2/20/1926			H	W	50-16
2/1/1969			H	W	40-32
2/12/1971			A	L	56-62
2/27/1971			HP	W	54-45
2/4/1972			H	W	78-56
2/6/1973			A	W	54-44
2/11/1974			H	W	55-36
2/23/1974			N9	W	54-41
1/18/1975			H	W	80-36
1/25/1975			A	W	85-72
2/21/1975			H	W	97-41
1/24/1977	12/nr		H	W	100-57
2/3/1977	12/nr		A	W	102-46
1/3/1979	5/nr		A	W	82-59
2/5/1980	5/nr		H	W	90-48
1/17/1981	7/nr		A	W	81-66
2/28/1981	4/nr		N3	W	75-48
1/8/1986	11/nr	12/nr	H	W	98-39
12/22/2010	5/nr	6/nr	H	W	102-53
12/2/2015	8/nr	8/nr	H	W	85-49
11/15/2016	13/nr	13/nr	A	W	83-58
11/12/2017	14/nr	18/nr	H	W	87-49
12/21/2018	9/nr	8/nr	H	W	80-61
EASTERN ILLINOIS					**1-0**
12/7/1985	11/nr	14/nr	N46	W	75-69
EASTERN KENTUCKY					**8-1**
2/10/1973			HP	W	53-42
1/15/1974			H	W	51-41
2/25/1975			A	W	100-70
2/11/1976			H	L	68-89
2/12/1977	12/nr		A	W	84-70
2/22/1978	1/nr		H	W	90-67
11/27/1978	1/nr		A	W	91-67
12/19/1987	3/nr	4/nr	H	W	115-40
2/24/1993	1/nr	1/nr	A	W	95-58
EDINBORO					**0-1**
1/10/1976			H	L	68-70

DATE	AP RANK UT/OPP	ESPN RANK UT/OPP	SITE	W/L	SCORE
FARRAGUT SCHOOL					**0-4**
2/18/1905			A	L	8-14
2/25/1905			H	L	6-10
1/27/1906			H	L	2-15
2/14/1908			A	L	4-15
FLORIDA					**52-4**
2/8/1980	5/nr		H	W	118-44
11/28/1981	2/nr		A	W	85-73
2/1/1982	nr/nr		H	W	83-67
1/23/1983	8/nr		A	W	94-62
2/2/1983	8/nr		H	W	70-69
1/8/1984	8/nr		A	W	78-70
1/31/1984	9/nr		H	W	69-49
1/21/1985	nr/nr		H	W	69-61
2/10/1985	nr/nr	24/nr	A	W	83-74
2/2/1986	10/nr	15/nr	H	W	82-60
1/17/1987	2/nr	2/nr	A	W	90-72
2/21/1988	3/nr	3/nr	H	W	108-53
2/18/1989	3/nr	3/nr	A	W	85-52
2/17/1990	4/nr	4/nr	H	W	75-42
3/3/1990	3/nr	3/nr	N51	W	81-56
1/16/1991	2/nr	2/nr	A	W	71-70 (OT)
2/22/1992	2/nr	4/nr	H	W	90-69
2/21/1993	1/nr	1/nr	A	W	88-75
12/18/1993	1/nr	1/nr	H	W	84-69
2/1/1995	2/14	2/15	A	W	76-69
1/2/1996	4/21	4/17	H	W	87-67
3/3/1996	5/18	5/17	N65	W	74-63
1/21/1997	8/19	9/nr	A	L	62-71
1/10/1998	1/12	1/14	H	W	99-60
1/21/1999	1/21	1/19	A	W	77-64
2/26/1999	2/nr	2/nr	N65	W	92-80
2/13/2000	2/nr	3/nr	H	W	97-78
3/3/2000	2/nr	3/nr	N65	W	91-79
2/11/2001	2/6	2/9	A	W	103-73
1/3/2002	2/15	2/16	A	W	88-64
1/31/2002	2/12	2/15	H	W	86-66
1/19/2003	5/nr	5/nr	A	W	94-53
2/9/2003	3/nr	3/nr	H	W	79-40
2/19/2004	3/nr	3/nr	H	W	88-79
2/3/2005	5/nr	5/nr	A	W	91-82 (OT)
2/26/2006	5/nr	5/nr	H	L	93-95 (OT)
1/11/2007	4/nr	4/nr	A	W	80-58
2/28/2008	3/nr	3/nr	H	W	88-61
3/7/2008	3/nr	3/nr	N101	W	92-61
2/8/2009	12/11	17/13	A	L	57-66
3/6/2009	19/21	24/18	N107	W	71-67
1/14/2010	4/nr	4/nr	A	W	66-64
2/14/2010	5/nr	5/nr	H	W	83-44
1/13/2011	5/nr	6/nr	A	W	83-40
2/10/2011	4/nr	4/nr	H	W	61-39
3/4/2011	4/nr	4/nr	N128	W	92-75
2/26/2012	10/nr	9/nr	H	W	75-59
1/13/2013	9/nr	9/nr	A	W	78-75 (OT)
3/8/2013	9/nr	9/nr	N119	W	82-73
1/23/2014	11/nr	12/nr	H	W	89-69
2/8/2015	6/nr	6/nr	A	W	64-56
1/7/2016	12/rv	11/rv	H	L	66-74
1/26/2017	rv/nr	rv/nr	A	W	84-75
2/23/2017	rv/nr	rv/nr	H	W	74-70
2/22/2018	15/nr	14/nr	A	W	70-42
1/31/2019	nr/nr	nr/nr	H	W	67-50
FLORIDA A&M					**2-0**
3/16/1995	3/nr	2/nr	H	W	96-59
11/18/2018	12/nr	12/nr	H	W	96-31
FLORIDA ATLANTIC					**2-0**
2/14/1990	4/nr	4/nr	H	W	95-73
1/21/1992	4/nr	4/nr	H	W	108-26
FLORIDA INTERNATIONAL					**1-0**
3/18/1995	3/nr	2/nr	H	W	70-44
FLORIDA STATE					**2-0**
2/8/1985	nr/nr	24/nr	A	W	67-56
1/26/1986	11/nr	11/nr	H	W	89-43

SERIES RECORDS

DATE	AP RANK UT/OPP	ESPN RANK UT/OPP	SITE	W/L	SCORE
FORDHAM					**1-0**
3/17/1979	6/nr		A24	W	76-54
FRENCH NATIONAL TEAM					**N/A**
11/21/1988			H	W-ex	81-54
FTC-DIEGO BUDAPEST					**N/A**
11/2/1999			H	W-ex	82-63
FULLERTON STATE					**1-0**
12/16/1979	3/nr		A	W	88-57
FURMAN					**4-0**
2/16/1973			N1	W	71-43
2/15/1974			N1	W	68-39
2/12/1976			N1	W	73-50
3/18/2000	2/nr	2/nr	H	W	90-38
GEORGE MASON					**1-0**
12/6/1997	1/nr	1/nr	N80	W	93-61
GEORGETOWN					**0-1**
11/27/2010	4/12	4/13	N117	L	58-69
GEORGE WASHINGTON					**10-0**
12/29/1992	1/nr	1/nr	N64	W	73-53
11/27/2001	2/22	2/21	A	W	88-57
11/26/2002	4/21	5/24	H	W	83-61
12/30/2003	5/nr	5/nr	A	W	65-51
11/23/2004	1/nr	1/nr	H	W	71-41
12/7/2005	1/nr	1/nr	A	W	59-43
3/21/2006	6/nr	6/nr	N118	W	66-53
12/7/2006	6/21	5/19	H	W	85-62
12/8/2008	7/nr	9/nr	A	W	71-59
12/1/2009	6/nr	5/nr	H	W	93-53
GEORGIA					**51-17**
2/15/1969			N1	W	38-26
12/17/1980	6/nr		N30	W	73-68 (OT)
1/17/1982	nr/13		A	L	63-66
2/11/1982	20/15		H	W	65-52
2/27/1982	8/18		N6	W	55-44
1/16/1983	8/9		A	W	74-54
2/12/1983	6/10		H	W	73-59
3/5/1983	8/12		H	L	65-71
3/27/1983	9/8		N37	L	63-67
1/22/1984	11/4		H	W	64-59
2/19/1984	10/4		A	L	65-84
3/25/1984	15/3		H	W	73-61
12/9/1984	15/3		A	L	72-78
2/2/1985	nr/5	20/5	H	L	56-72
1/29/1986	11/2	15/2	A	L	74-84
3/20/1986	15/2	5/4	N48	W	85-82
1/24/1987	3/12	3/13	H	W	78-72
1/31/1988	4/13	4/12	A	W	82-79
3/6/1988	3/17	2/17	N51	W	82-76
1/29/1989	2/5	2/4	H	W	78-64
1/28/1990	5/4	3/7	A	L	76-81
3/4/1990	3/6	3/6	N51	W	73-54
1/28/1991	3/4	4/5	H	L	74-81
2/15/1992	3/nr	3/nr	A	W	55-51
3/9/1992	2/24	2/nr	N51	W	73-66
2/14/1993	1/nr	1/nr	H	W	71-68
3/6/1993	1/nr	2/21	N65	L	72-73
2/27/1994	1/nr	1/nr	A	W	75-59
3/5/1994	1/nr	1/nr	N65	W	86-72
2/25/1995	2/9	2/9	H	W	83-61
4/1/1995	3/12	2/12	N16	W	73-51
1/8/1996	4/7	4/9	A	L	71-77
3/31/1996	4/5	4/5	N73	W	83-65
12/8/1996	4/5	4/5	H	L	93-94 (OT)
1/14/1998	1/19	1/19	A	W	96-71
1/28/1998	1/17	1/17	H	W	102-43
1/14/1999	1/4	1/4	H	W	102-69
1/28/1999	1/4	1/4	A	W	95-79
2/28/1999	2/14	2/12	N65	W	85-69
1/17/2000	2/7	2/7	A	L	51-78
1/18/2001	2/4	2/4	H	W	85-69
2/10/2002	3/22	4/21	A	W	52-50
3/1/2002	3/24	3/24	N101	W	81-67
2/20/2003	3/13	3/16	H	W	87-60
2/12/2004	3/19	3/17	A	W	70-67
3/6/2004	1/20	1/16	N101	L	66-68 (OT)
1/31/2005	5/18	5/19	H	W	77-70
1/12/2006	1/13	1/17	H	W	94-85
2/16/2006	5/13	5/13	A	W	58-55
3/4/2006	8/12	9/12	N107	W	89-79
1/14/2007	4/15	4/15	A	W	52-41
2/5/2007	3/9	3/14	H	W	73-57
3/2/2008	3/22	3/20	A	W	72-63
2/5/2009	12/nr	17/nr	H	W	73-43
1/21/2010	3/8	3/8	A	L	50-53
2/21/2011	4/22	4/rv	H	W	77-44
3/5/2011	4/nr	4/nr	N128	W	82-58
1/5/2012	6/16	7/15	H	W	80-51
1/29/2012	7/17	9/15	A	W	67-50
1/6/2013	12/10	13/11	H	W	79-66
1/5/2014	5/19	5/18	A	W	85-70
1/25/2015	5/22	7/19	H	W	59-51
2/26/2015	6/nr	6/nr	A	W	70-59
3/6/2015	5/nr	5/nr	N107	W	75-41
2/28/2016	nr/nr	nr/nr	H	W	80-60
2/5/2017	rv/nr	25/rv	A	L	78-81 (2OT)
2/11/2018	11/18	11/18	H	W	62-46
1/13/2019	13/nr	13/nr	A	L	62-66
GEORGIA STATE					**1-0**
3/15/2002	6/nr	6/nr	H	W	98-68
GEORGIA TECH					**6-0**
2/2/1987	5/nr	3/nr	H	W	100-74
1/11/1988	4/nr	4/nr	A	W	96-79
2/15/1989	3/nr	3/nr	H	W	88-71
11/26/2010	4/nr	4/nr	N117	W	66-42
11/11/2012	20/22	16/20	A	W	71-54
11/17/2013	4/nr	3/nr	H	W	87-76
GONZAGA					**4-0**
11/25/2005	2/nr	1/nr	N117	W	79-65
12/16/2007	1/nr	1/nr	H	W	96-73
12/30/2008	8/nr	12/nr	A	W	77-58
3/28/2015	6/nr	5/nr	N132	W	73-69 (OT)
GRAMBLING STATE					**1-0**
3/15/1997	10/nr	11/nr	H	W	91-54
GREEK NATIONAL TEAM					**N/A**
8/13/2003			A110	L-ex	79-85
8/16/2003			A110	W-ex	59-50
HAWAII PACIFIC					**1-0**
12/20/1985	13/nr	14/nr	A	W	130-38
HIWASSEE JC					**1-0**
1/28/1974			N8	W	61-31
HOUSTON JAGUARS					**N/A**
11/5/2006			H	W-ex	101-51
HUNGARIAN NATIONAL TEAM					**N/A**
11/13/1983			H	W-ex	94-80
ILLINOIS					**7-0**
11/27/1985	9/nr	11/nr	H	W	71-57
1/3/1988	3/20	4/20	A	W	93-59
11/25/1988	1/nr	1/nr	N56	W	81-50
1/2/1990	5/nr	7/nr	H	W	84-57
12/21/1990	9/nr	8/nr	A	W	85-52
12/12/1997	1/5	1/5	H61	W	78-68
11/25/2000	2/21	2/21	N96	W	111-62
ILLINOIS STATE					**2-0**
1/10/1981	9/nr		H	W	64-52
3/21/1981	2/nr		H	W	78-63
IMMACULATA					**1-0**
3/26/1977	5/2		N16	W	91-71

SERIES RECORDS

DATE	AP RANK UT/OPP	ESPN RANK UT/OPP	SITE	W/L	SCORE
INDIANA					**1-0**
11/27/1987	1/nr	3/nr	N54	W	91-52
IOWA					**2-1**
3/16/1986	15/14	16/14	H	W	73-68
11/30/1986	3/8	3/9	A49	W	74-56
3/27/1993	2/4	2/4	A48	L	56-72
JACKSON STATE					**1-0**
3/13/1982	10/nr		H	W	72-56
JAMES MADISON					**4-0**
3/8/1974			A11	W	74-43
3/24/1988	1/14	3/15	N32	W	72-52
11/11/2016	13/nr	14/nr	A	W	81-69
11/15/2017	13/nr	18/nr	H	W	89-60
KANSAS					**3-0**
3/23/1996	4/20	4/22	N72	W	92-71
11/17/1996	4/12	4/13	H74	W	79-60
3/24/2012	9/nr	7/nr	N129	W	84-73
KANSAS STATE					**4-0**
3/24/1977	5/20		N16	W	81-69
3/15/1980	2/14		H	W	84-64
1/7/1982	20/nr		H	W	83-68
12/6/1985	11/nr	14/nr	N46	W	68-56
KBBC UPKOT SPARTA LAARNE (BELGIUM)					**N/A**
8/10/2019			A143	W-ex	106-64
KENTUCKY					**55-12**
1/24/1976			N13	W	70-67
11/13/1976			H	W	107-53
1/7/1977	16/18		A	W	82-57
1/28/1978	3/nr		A	W	92-90 (2OT)
2/25/1978	1/nr		H	W	99-66
3/10/1978	1/nr		N20	W	76-60
1/20/1979	4/nr		A	L	64-66
2/17/1979	6/nr		H	W	89-51
2/2/1980	6/17		A	W	91-83 (OT)
2/6/1981	11/10		H	W	81-65
3/13/1981	3/10		N32	W	58-49
1/28/1982	nr/8		H	W	81-75
2/18/1982	13/14		A	W	65-61
2/28/1982	11/13		A6	L	74-80
2/9/1983	6/4		A	W	95-85
2/27/1983	8/6		H	L	69-81
1/25/1984	11/nr		A	W	75-63
2/12/1984	6/nr		H	W	67-65
1/23/1985	nr/15	18/14	H	L	72-76 (OT)
2/13/1985	nr/19	24/16	A	W	77-66
1/24/1986	11/nr	11/24	A	L	82-96
1/11/1987	2/nr	2/nr	H	W	76-64
2/18/1988	3/nr	3/nr	A	W	99-75
3/5/1988	3/nr	2/nr	N51	W	100-66
1/21/1989	2/nr	2/nr	H	W	101-57
1/22/1990	3/nr	3/nr	A	W	76-60
1/12/1991	4/nr	3/nr	H	W	80-70
2/8/1992	4/nr	4/nr	A	W	77-52
3/8/1992	2/nr	2/nr	N51	W	94-80
2/6/1993	1/25	1/23	H	W	85-61
2/18/1994	1/nr	1/nr	A	W	95-89 (OT)
2/19/1995	2/nr	2/nr	H	W	67-41
3/4/1995	2/nr	2/nr	N65	W	74-62
1/14/1996	4/nr	5/nr	A	W	60-45
1/12/1997	9/nr	9/nr	H	W	84-61
1/18/1998	1/nr	1/nr	A	W	93-65
1/17/1999	1/nr	1/nr	H	W	98-60
1/23/2000	2/nr	2/nr	A	W	71-65
1/30/2000	4/nr	4/nr	H	W	77-48
1/21/2001	2/nr	2/nr	A	W	110-38
1/27/2001	3/nr	3/nr	H	W	83-39
2/24/2002	4/nr	4/nr	H	W	89-64
3/2/2003	3/nr	3/nr	A	W	84-69
1/29/2004	1/nr	1/nr	A	W	81-72
1/23/2005	7/nr	9/nr	H	W	67-49
1/26/2006	1/nr	3/nr	A	L	63-66
2/11/2007	3/nr	3/nr	H	W	84-62
1/17/2008	2/nr	2/nr	A	W	65-40
2/3/2008	2/nr	2/nr	H	W	79-51
1/8/2009	7/nr	11/nr	H	W	69-64
2/19/2009	13/nr	19/nr	A	L	56-66
2/25/2010	4/16	4/14	H	W	81-65
3/7/2010	4/19	4/18	N119	W	70-62
2/7/2011	4/15	4/18	A	W	73-67
3/6/2011	4/16	4/16	N128	W	90-65
1/12/2012	6/9	7/8	A	L	60-61
2/13/2012	13/7	10/7	H	W	90-59
3/3/2013	8/10	8/10	A	L	65-78
2/16/2014	8/18	8/18	H	L	71-75
3/9/2014	6/12	6/13	N119	W	71-70
1/29/2015	6/10	6/10	A	W	73-72
2/15/2015	6/10	6/10	H	W	72-58
3/7/2015	5/12	5/11	N107	W	75-64
1/25/2016	19/12	23/9	A	L	63-64
1/1/2017	rv/17	rv/23	H	W	72-65
12/31/2017	7/nr	7/nr	A	W	63-49
1/10/2019	13/16	13/16	H	L	71-73
KIEV DYNAMO					**N/A**
11/5/2000			H	W-ex	144-52
KNOXVILLE				*	**1-0**
1/19/1971			*	(W)*	*
KNOXVILLE HIGH SCHOOL					**0-1**
2/12/1910			H	L	4-6
2/25/1910			A	*	*
KNOXVILLE YWCA					**2-0**
3/8/1920			H	W	30-1
2/5/1926			H	W	52-16
LAMAR					**1-0**
12/1/2010	9/nr	8/nr	H	W	99-55
LA SALLE					**1-0**
3/18/1989	1/18	1/nr	H	W	91-61
LIBERTY					**2-0**
3/14/1998	1/nr	1/nr	H	W	102-58
3/16/2018	12/nr	13/nr	H	W	100-60
LIPSCOMB					**2-0**
12/29/2013	5/nr	5/nr	H	W	110-42
12/7/2014	14/nr	14/nr	A	W	85-51
LITHUANIA					**N/A**
11/11/1995			H	W-ex	85-49
LITHUANIAN UNIV. TEAMS SELECT					**N/A**
8/9/2015			N134	W-ex	71-61
LONG BEACH STATE					**4-3**
12/18/1979	3/8		N26	L	68-71
12/13/1983	9/5		A	L	51-56
3/27/1987	7/4	1/4	N52	W	74-64
12/3/1988	1/2	1/2	H	W	88-74
3/25/1989	1/7	1/7	N45	W	94-80
12/19/1989	4/8	4/8	A	L	58-62
12/17/2017	7/nr	7/nr	A	W	90-61
LONGWOOD					**1-0**
3/9/1973			N6	W	61-43
LOUISIANA-MONROE					**0-1**
11/30/1984	12/nr		N43	L	53-68
LOUISIANA STATE					**50-15**
12/17/1977	5/2		N15	W	72-63
1/9/1978	3/4		A	L	62-72
2/6/1978	3/1		H	W	86-68
1/24/1979	7/17		A	L	80-85 (OT)
1/29/1979	7/17		H	W	92-48
1/28/1980	4/nr		H	W	96-73
12/10/1980	3/nr		A	W	88-73
12/17/1982	9/nr		A	W	83-73

SERIES RECORDS

DATE	AP RANK UT/OPP	ESPN RANK UT/OPP	SITE	W/L	SCORE
2/3/1984	9/8		H	W	82-80
2/27/1985	18/nr	24/nr	H	W	85-78
1/20/1986	11/8	13/10	H	W	60-50
3/22/1986	15/9	5/8	N48	W	67-65
2/7/1987	5/9	6/9	A	W	84-73
3/5/1987	8/14	8/15	N51	W	64-63
2/13/1988	4/nr	4/nr	H	W	89-82
2/11/1989	3/18	3/19	A	W	89-65
2/10/1990	5/14	5/16	H	W	86-60
1/21/1991	4/10	2/11	A	W	79-77
3/4/1991	3/10	4/12	N51	L	75-80
1/8/1992	3/22	3/22	H	W	85-69
3/7/1992	2/nr	2/nr	N51	W	70-65
1/7/1993	2/nr	2/nr	A	W	95-61
1/9/1994	1/nr	1/nr	H	W	91-69
1/7/1995	1/nr	1/nr	A	W	102-68
2/22/1996	5/nr	5/nr	H	W	88-75
2/22/1997	8/13	8/13	A	L	78-83
3/1/1997	8/9	11/9	N65	W	100-99 (OT)
2/22/1998	1/nr	1/nr	H	W	90-58
2/21/1999	1/24	1/24	A	L	69-72
1/6/2000	2/16	2/21	A	W	86-50
2/20/2000	2/9	3/9	H	W	80-48
1/4/2001	2/11	2/11	H	W	89-70
2/18/2001	2/13	2/12	A	W	75-73
1/13/2002	2/nr	3/nr	H	W	79-67
3/2/2002	3/nr	3/nr	N101	L	80-81
2/23/2003	3/4	3/4	A	W	68-65
3/9/2003	3/6	3/5	N107	L	62-78
2/29/2004	2/15	2/17	H	W	85-62
4/4/2004	2/19	3/19	N113	W	52-50
2/10/2005	5/1	5/1	A	L	58-68
3/6/2005	5/1	4/1	N114	W	67-65
2/9/2006	5/3	5/4	H	L	69-72
3/5/2006	8/3	9/3	N107	W	63-62
2/19/2007	2/7	2/7	A	W	56-51
3/3/2007	2/11	2/10	N119	L	54-63
2/14/2008	1/7	1/7	H	L	62-78
3/9/2008	3/7	3/6	N101	W	61-55
4/6/2008	3/6	3/5	N122	W	47-46
2/26/2009	18/nr	23/nr	A	L	63-66
1/24/2010	3/18	3/19	A	W	55-43
2/22/2010	4/20	4/nr	H	W	70-61
1/2/2011	5/nr	6/nr	A	W	73-65
2/27/2011	4/nr	4/nr	H	W	80-60
1/19/2012	9/nr	9/nr	H	W	65-56
3/4/2012	13/nr	10/nr	N101	W	70-58
2/7/2013	12/nr	13/nr	A	W	64-62
1/2/2014	5/16	5/16	H	L	77-80
2/27/2014	10/nr	9/23	A	W	72-67
3/7/2014	6/nr	6/nr	N119	W	77-65
1/22/2015	5/nr	7/nr	H	W	75-58
2/21/2016	24/nr	rv/nr	A	L	56-57
2/2/2017	rv/nr	25/nr	H	W	77-58
1/28/2018	10/nr	10/nr	A	L	59-70
1/27/2019	rv/nr	rv/nr	H	W	74-65
3/7/2019	nr/nr	nr/nr	N114	W	69-66
LOUISIANA TECH					**24-17**
12/16/1978	1/16		N15	L	56-64
3/23/1979	3/2		N25	L	84-102
12/7/1979	4/2		H	W	73-71
12/15/1980	3/1		A	L	53-77
3/29/1981	2/1		N33	L	59-79
1/10/1982	nr/1		H	L	64-72
3/26/1982	8/1		N35	L	46-69
12/14/1982	9/2		A	L	64-80
1/18/1984	12/1		H	L	63-81
12/13/1984	15/7		A	L	57-73
2/10/1986	14/3	12/5	H	L	56-59
2/9/1987	7/5	6/8	A	L	60-72
3/29/1987	7/3	2/1	N52	W	67-44
2/15/1988	3/5	4/2	H	W	76-74
4/1/1988	1/5	3/1	N55	L	59-68
11/27/1988	1/6	1/6	N56	W	62-61 (OT)
2/14/1989	3/2	3/2	A	W	72-65
12/9/1989	1/2	1/2	H	L	58-59
2/5/1991	5/nr	5/25	A	W	77-74
11/22/1991	1/21	1/nr	H	W	90-70
12/18/1992	1/11	1/11	A	W	83-76
12/22/1993	1/10	1/10	H	W	94-60
3/24/1994	1/6	1/7	N67	L	68-71
11/20/1994	1/3	1/2	N66	W	69-62
1/9/1995	1/3	1/3	A	W	62-56
1/22/1996	4/1	5/1	H	W	77-72
11/20/1996	3/11	2/8	N75	L	64-66
2/24/1997	8/6	11/5	A	L	80-98
11/21/1997	1/2	1/2	H	W	75-61
3/29/1998	1/4	1/4	N84	W	93-75
11/30/1998	3/2	3/2	A	W	92-73
11/14/1999	2/6	2/6	H69	L	64-69
12/10/2000	2/12	2/10	A	W	70-62
11/23/2001	2/5	2/5	H	W	90-75
12/4/2002	4/15	5/13	A	W	60-35
12/7/2003	3/10	3/11	H	W	85-65
12/15/2004	9/nr	10/nr	A	W	70-59
12/15/2005	1/nr	1/nr	H	W	83-59
11/28/2006	4/nr	4/nr	A	W	71-50
11/26/2007	1/nr	1/nr	H	W	81-60
11/23/2008	5/nr	13/nr	H	W	94-59
LOUISVILLE					**2-2**
12/16/2009	3/nr	3/nr	H	W	86-56
11/12/2010	4/nr	4/nr	A	W	63-50
4/2/2013	10/16	9/17	N125	L	78-86
3/20/2017	rv/13	rv/12	N131	L	64-75
LOVE & BASKETBALL					**N/A**
11/9/2009			H	W-ex	85-50
MAINE					**2-0**
12/13/1990	10/nr	8/nr	A	W	77-64
11/24/1991	1/nr	1/nr	H	W	86-71
MANHATTAN					**1-0**
12/7/1997	1/nr	1/nr	A	W	78-28
MARATHON OIL					**N/A**
11/19/1985			H	W-ex	82-57
MARIST					**1-0**
3/25/2007	3/nr	4/nr	N121	W	65-46
MARQUETTE					**3-0**
11/23/1996	3/nr	2/nr	N76	W	83-68
3/21/2011	4/25	4/23	H	W	79-70
11/23/2017	12/20	14/20	N139	W	101-99 (OT)
MARS HILL					**1-0**
1/31/1975			H	W	87-54
MARSHALL					**3-0**
1/13/1973			H	W	49-39
1/9/1974			H	W	44-40
1/6/1977	16/nr		HG	W	114-39
MARTHA WASHINGTON					**3-0**
3/18/1920			H	W	18-10
2/23/1923			A	W	29-26
2/12/1924			H	W	24-12
MARTIGNY BBC (SWITZERLAND)					**N/A**
8/19/1999			A90	W-ex	126-50
MARYLAND					**10-5**
3/17/1978	1/6		N21	L	69-75
12/29/1978	5/4		N23	L	79-85
3/18/1980	2/6		H	W	93-76
1/15/1981	7/14		A	W	93-91 (OT)
3/24/1981	2/9		H	W	79-67
2/20/1982	13/9		H	W	70-62
3/31/1989	1/5	1/3	N55	W	77-65
12/6/1989	1/14	1/15	A	W	77-69
12/9/1990	6/23	6/23	H	W	82-71
12/30/1992	1/6	1/6	A64	L	72-77
12/12/1993	1/23	1/23	H	W	64-48
12/4/1994	1/nr	1/nr	A	W	95-29
11/26/2005	2/10	1/10	N117	W	80-75

SERIES RECORDS

DATE	AP RANK UT/OPP	ESPN RANK UT/OPP	SITE	W/L	SCORE
3/30/2014	3/11	3/9	N131	L	62-73
3/30/2015	6/4	6/3	N132	L	48-58
MARYVILLE					**8-15**
3/13/1903			A	L	1-10
4/6/1903			H	L	6-16
3/5/1904			A	L	0-29
3/12/1904			H	L	5-7
3/4/1905			H	L	11-24
3/10/1905			A	L	4-20
2/17/1906			A	L	5-37
2/24/1906			H	L	3-18
2/27/1907			A	L	11-22
unknown, 1908			*	L	6-9
2/20/1909			H	L	14-25
1/30/1920			A	L	6-34
3/1/1920			H	L	11-23
3/4/1924			H	W	24-12
1/14/1925			H	W	40-10
1/23/1925			A	W	41-19
2/24/1925			H	L	14-20
1/25/1926			A	W	37-29
2/26/1926			H	L	27-28
1/31/1973			H	W	72-50
2/23/1973			N4	W	69-57
1/11/1974			HP7	W	64-29
2/5/1974			H	W	64-35
MARYVILLE ALL-STARS					**1-0**
1/20/1972			H	W	35-29
MEMPHIS					**26-1**
3/1/1974			N10	W	57-50
3/2/1974			N10	W	52-41
3/6/1976			N4	W	71-69 (OT)
1/29/1977	10/15		A	W	81-72
3/5/1977	12/18		N10	W	82-72
2/17/1978	1/15		H18	W	89-77
3/3/1978	1/13		N19	W	87-76
2/24/1979	6/17		A	L	75-79
1/21/1980	5/nr		H	W	86-48
3/19/1982	8/15		H	W	78-63
2/24/1986	14/nr	12/nr	A	W	94-79
1/28/1987	3/nr	3/nr	H	W	91-81
1/27/1988	4/nr	4/nr	A	W	97-73
2/6/1989	3/nr	2/nr	H	W	85-50
1/11/1990	5/nr	5/nr	A	W	88-69
2/21/1991	4/nr	4/nr	H	W	93-46
2/19/1992	2/nr	2/nr	A	W	118-59
2/16/1993	1/nr	1/nr	H	W	90-46
12/30/1993	1/nr	1/nr	A	W	79-65
11/26/1994	1/nr	1/nr	H	W	95-66
12/31/1995	5/nr	4/nr	A	W	84-63
12/3/1996	4/nr	4/nr	H	W	79-63
2/12/1998	1/nr	1/nr	A	W	91-65
2/16/1999	1/nr	1/nr	H	W	113-39
12/7/1999	2/nr	2/nr	A	W	92-69
12/15/2000	2/nr	2/nr	H	W	98-60
12/29/2001	2/nr	2/nr	A	W	92-66
MERCER					**0-1**
12/7/1974			H	L	83-84
MEXICAN NATIONAL TEAM					**N/A**
11/18/1991			H	W-ex	96-63
MIAMI (FLA)					**2-0**
11/15/2012	3/7	3/7	H	W	92-76
11/18/2012	24/23	20/23	A	W	79-67
MIAMI (OHIO)					**1-0**
11/23/1977	1/nr		H	W	100-33
MICHIGAN STATE					**2-1**
3/23/1977	5/17		N16	W	76-62
4/3/2005	3/6	4/2	N116	L	64-68
11/24/2005	2/9	1/9	N117	W	83-55

DATE	AP RANK UT/OPP	ESPN RANK UT/OPP	SITE	W/L	SCORE
MIDDLE TENNESSEE STATE					***21-0**
1/15/1971			H	(W)*	*
1/15/1972			H	W	55-45
3/2/1972			H	W	47-39
1/17/1973			A	W	43-42
3/2/1973			N5	W	58-43
2/1/1974			H	W	77-33
1/10/1975			H	W	69-32
3/6/1976			N4	W	73-70
3/3/1977	12/nr		N10	W	87-66
1/17/1978	2/nr		A	W	87-79
12/5/1978	1/nr		H	W	87-63
11/26/1979	4/nr		A	W	63-48
2/27/1981	4/nr		N3	W	66-47
3/17/1984	15/nr		H	W	70-52
11/26/2006	4/nr	4/nr	H	W	88-64
12/13/2007	1/nr	1/nr	H	W	84-61
12/11/2008	7/nr	10/nr	H	W	81-52
11/25/2009	6/nr	5/nr	A	W	69-52
11/29/2011	8/nr	8/nr	H	W	82-43
11/28/2012	16/nr	14/nr	H	W	88-81 (OT)
11/8/2013	4/nr	4/nr	A	W	67-57
MILLIGAN					**5-0**
1/29/1971			H	W	56-29
2/27/1971			HP	W	*
1/28/1972			A	W	72-26
2/9/1973			H	W	58-27
3/3/1976			A	W	112-43
MINNESOTA					**1-0**
12/4/1983	7/nr		H	W	54-50
MINSK (BELARUS)					**N/A**
1/5/1992			N62	L-ex	82-84
MISSISSIPPI (OLE MISS)					**46-8**
1/17/1977	13/nr		A	W	58-56
2/14/1977	12/14		H	W	74-63
1/7/1978	3/nr		A	W	65-61
2/4/1978	3/nr		H	W	87-79
2/10/1980	5/nr		H	W	85-71
1/8/1983	12/15		A	W	69-67
3/25/1983	9/13		N37	W	90-83 (3 OT)
2/15/1984	6/7		H	L	65-67
3/3/1985	15/6	24/3	A44	W	79-71
3/22/1985	13/6	13/7	N45	L	60-63
2/5/1986	10/8	12/8	A	L	54-68
3/1/1986	14/12	14/11	N40	L	78-83
1/31/1987	3/8	3/8	H	L	65-69
2/6/1988	4/7	4/7	A	W	78-67
1/14/1989	2/3	2/3	H	W	68-61
3/5/1989	2/12	2/11	N51	W	82-60
1/13/1990	5/nr	5/nr	A	W	63-57
1/26/1991	4/15	4/14	H	W	64-54
1/18/1992	2/10	2/9	A	L	78-80 (OT)
1/16/1993	2/nr	2/nr	H	W	64-53
2/16/1994	1/nr	1/24	A	W	70-60
1/29/1995	2/16	2/15	H	W	83-48
2/4/1996	3/20	3/25	A	L	78-72
3/2/1996	5/23	5/22	N65	W	73-51
2/2/1997	9/nr	9/nr	H	W	74-72
11/18/1997	1/nr	1/nr	H	W	92-54
2/4/1998	1/nr	1/nr	A	W	91-45
12/29/1998	2/nr	2/nr	A	W	92-51
2/4/1999	1/nr	1/nr	H	W	96-58
2/10/2000	2/nr	3/nr	A	W	70-49
2/8/2001	2/nr	2/nr	H	W	119-52
2/21/2002	4/nr	4/nr	A	W	86-69
2/6/2003	3/nr	3/nr	H	W	86-43
2/22/2004	3/nr	3/nr	A	W	85-69
2/6/2005	5/nr	5/nr	H	W	99-67
2/2/2006	5/nr	5/nr	A	W	78-63
2/15/2007	3/nr	3/nr	H	W	81-69
3/27/2007	3/nr	4/nr	N121	W	98-62
1/31/2008	2/nr	2/nr	A	W	68-44
1/29/2009	13/nr	15/nr	H	W	60-59
2/11/2010	5/nr	5/nr	A	W	61-58
2/28/2010	4/nr	4/nr	H	W	75-63

SERIES RECORDS

DATE	AP RANK UT/OPP	ESPN RANK UT/OPP	SITE	W/L	SCORE
3/5/2010	4/nr	4/nr	N119	W	76-51
1/9/2011	5/nr	6/nr	H	W	86-46
2/24/2011	4/nr	4/nr	A	W	66-39
2/19/2012	13/nr	10/nr	A	W	66-56
2/10/2013	12/nr	13/nr	H	W	97-68
1/9/2014	8/nr	8/nr	H	W	94-70
2/6/2014	8/nr	8/nr	A	W	77-65
2/12/2015	6/nr	6/nr	A	W	69-49
2/18/2016	24/nr	rv/nr	H	W	57-51
1/12/2017	rv/nr	rv/nr	A	L	62-67
1/25/2018	10/nr	10/nr	H	W	75-66
3/3/2019	nr/nr	nr/nr	A	W	81-56
MISSISSIPPI GULF COAST JC					**2-0**
12/18/1976	19/nr		N15	W	89-60
12/15/1977	5/nr		N15	W	83-35
MISSISSIPPI STATE					**37-6**
2/22/1986	15/nr	12/nr	A	W	72-51
2/21/1987	9/nr	8/nr	H	W	84-53
2/8/1988	4/nr	4/nr	A	W	81-74
1/16/1989	2/nr	2/nr	H	W	79-54
2/7/1990	5/nr	5/nr	A	W	76-55
1/2/1991	5/nr	7/nr	H	W	91-63
2/12/1992	3/nr	3/nr	A	W	78-56
1/9/1993	2/nr	2/nr	H	W	109-62
1/22/1994	1/nr	1/nr	A	W	82-62
1/21/1995	2/nr	2/nr	H	W	81-58
2/10/1996	6/nr	6/nr	A	W	92-76
2/9/1997	9/nr	9/nr	H	W	104-39
2/9/1998	1/nr	1/nr	A	W	74-52
2/27/1998	1/nr	1/nr	N82	W	88-60
2/6/1999	1/nr	1/nr	H	W	94-53
2/17/2000	2/22	3/18	A	W	79-75
3/5/2000	2/17	2/19	N65	W	70-67
1/15/2001	2/21	2/21	H	W	66-59
2/14/2002	3/nr	4/nr	A	W	80-78
1/26/2003	4/14	4/13	H	W	82-68
3/8/2003	3/10	3/11	N107	W	76-75
1/11/2004	5/nr	5/nr	A	W	61-53
3/5/2004	1/nr	1/nr	N101	W	67-57
2/24/2005	5/nr	5/nr	H	W	78-56
1/15/2006	1/nr	1/nr	A	W	79-56
1/18/2007	4/nr	4/nr	H	W	73-44
2/7/2008	2/nr	2/nr	A	W	87-69
2/24/2008	3/nr	3/nr	H	W	72-46
1/15/2009	13/nr	15/nr	A	W	63-56
2/22/2009	13/nr	19/nr	H	W	82-68
1/10/2010	4/nr	4/nr	A	W	75-48
1/27/2011	5/nr	6/nr	H	W	81-55
2/16/2012	13/nr	10/nr	A	W	57-41
1/31/2013	9/nr	10/nr	H	W	88-45
1/16/2014	12/nr	10/nr	A	W	67-63
2/1/2015	6/18	6/18	H	W	79-67
1/28/2016	19/13	23/13	A	L	63-65 (OT)
3/5/2016	nr/15	nr/15	N136	L	48-58
1/8/2017	rv/4	rv/4	H	L	64-74
2/26/2017	rv/3	rv/2	A	W	82-64
1/21/2018	6/3	7/3	H	L	52-71
2/10/2019	nr/6	nr/6	A	L	63-91
3/8/2019	nr/5	nr/5	N114	L	68-83
MISSOURI					**9-3**
1/14/1978	2/18		H	W	101-83
12/9/1978	1/19		A22	W	74-61
11/25/2010	4/nr	4/nr	N117	W	82-44
1/10/2013	9/nr	9/nr	H	W	84-39
2/3/2013	9/nr	10/nr	A	L	63-80
2/23/2014	10/nr	10/nr	A	W	56-50
1/2/2015	8/nr	9/nr	H	W	63-53
1/4/2016	12/20	11/rv	A	W	71-55
2/9/2017	24/rv	25/nr	H	W	77-66
2/18/2018	11/13	11/13	A	L	73-77
1/6/2019	10/nr	10/nr	H	L	64-66
2/17/2019	nr/rv	nr/rv	A	W	62-60
MONTANA					**2-0**
11/28/1993	1/nr	1/nr	H	W	82-66
12/19/1994	1/nr	1/nr	A	W	66-61

DATE	AP RANK UT/OPP	ESPN RANK UT/OPP	SITE	W/L	SCORE
MONTCLAIR STATE					**0-1**
12/2/1977	1/7		N17	L	80-87
MTK BUDAPEST (HUNGARY)					**N/A**
11/30/1992			H	W-ex	84-70
MURRAY STATE					**1-0**
12/28/2018	10/nr	10/nr	H	W	98-77
NAVY					**1-0**
11/13/2016	13/nr	13/nr	H	W	85-55
NEBRASKA					**2-0**
1/7/1980	5/nr		H	W	82-42
12/1/1984	12/nr		N43	W	77-58
NEVADA-LAS VEGAS					**1-0**
12/19/1979	3/15		A26	W	84-64
NORTH CAROLINA					**16-3**
3/9/1978	1/nr		A20	W	92-66
2/3/1979	8/nr		H	W	95-57
12/1/1979	4/nr		A	W	66-55
1/26/1981	7/nr		H	W	76-72
1/30/1982	nr/nr		A	W	76-62
11/24/1982	4/nr		H	W	108-65
1/2/1984	11/nr		A	W	75-59
12/7/1984	16/nr		H	W	84-70
1/11/1986	11/19	12/18	A	L	68-82
1/4/1987	1/nr	1/22	H	W	87-68
2/25/1988	3/nr	3/nr	A	W	88-65
3/25/1993	2/17	2/18	N48	W	74-54
3/23/1998	1/7	1/4	N83	W	76-70
3/28/2006	6/1	6/1	N93	L	63-75
12/3/2006	4/2	4/2	A	L	57-70
4/1/2007	3/2	4/2	N93	W	56-50
12/2/2007	1/5	1/4	H	W	83-79
12/2/2012	16/22	14/nr	H	W	102-57
11/11/2013	4/12	3/11	A	W	81-65
NORTH CAROLINA-ASHEVILLE					**1-0**
11/14/2018	12/nr	12/nr	H	W	73-46
NORTH CAROLINA-CHARLOTTE					**3-0**
3/1/1987	8/nr	8/nr	H	W	91-44
12/2/1991	1/nr	1/nr	A	W	79-56
12/9/1992	1/nr	2/nr	H	W	89-45
NORTH CAROLINA-GREENSBORO					**0-2**
2/19/1972			N1	L	36-51
2/13/1976			N1	L	79-81 (OT)
NORTH CAROLINA-WILMINGTON					**1-0**
12/29/2016	rv/nr	rv/nr	H	W	90-54
NORTH CAROLINA A&T					**1-0**
3/16/1994	1/nr	1/nr	H	W	111-37
NORTH CAROLINA STATE					**12-3**
3/12/1976			N14	L	85-86
1/2/1978	3/5		H	W	70-65
3/11/1978	1/5		N20	W	64-62
1/13/1979	4/8		A	W	79-66
1/4/1980	5/8		H	W	67-58
2/21/1981	7/15		A	W	72-63
2/6/1983	6/19		H	W	91-78
1/14/1984	8/16		A	L	59-65
1/19/1985	nr/17		H	W	72-57
1/13/1986	12/17	12/17	A	W	67-65
12/6/1986	3/20	3/20	H	W	86-65
12/1/1990	3/7	3/7	A	L	77-90
1/29/2000	4/8	4/8	N93	W	83-63
12/2/2001	2/8	2/9	N99	W	93-56
11/21/2004	1/nr	1/nr	A	W	64-54
NORTHERN ILLINOIS					**3-0**
12/20/1987	3/nr	4/nr	H	W	103-76
2/5/1990	5/23	6/24	H	W	83-62
1/24/1992	4/nr	4/nr	A	W	78-61

SERIES RECORDS

DATE	AP RANK UT/OPP	ESPN RANK UT/OPP	SITE	W/L	SCORE
NORTHWESTERN					**3-0**
1/20/1987	3/nr	3/nr	A	W	74-71
1/5/1988	4/nr	4/nr	H	W	78-65
3/20/1993	2/nr	2/nr	H	W	89-66
NORTHWESTERN STATE (LA.)					**1-0**
3/22/2014	3/nr	3/nr	H	W	70-46
NOTRE DAME					**21-8**
11/25/1983	5/nr		A39	W	71-56
11/24/1984	14/nr		H	W	62-57
12/9/1985	11/nr	14/nr	A	W	71-63
2/14/1987	7/nr	8/nr	H	W	90-55
2/3/1988	4/nr	4/nr	A	W	91-71
2/20/1989	2/nr	3/nr	H	W	98-43
12/3/1989	1/nr	1/nr	A	W	77-54
2/9/1991	5/20	5/19	H	W	88-71
1/12/1992	2/nr	3/nr	A	W	85-82
1/4/1993	1/nr	1/nr	H	W	79-48
1/7/1994	1/nr	1/nr	A	W	105-70
11/19/1996	3/14	2/17	N75	W	72-59
3/28/1997	10/15	11/14	N78	W	80-66
3/17/2002	6/nr	6/nr	H	W	89-50
12/28/2002	5/12	5/12	N106	W	77-61
11/30/2003	3/17	3/17	H	W	83-59
12/31/2005	1/12	1/11	A	W	62-51
12/30/2006	4/nr	4/nr	H	W	78-54
1/5/2008	3/14	3/14	A	W	87-63
3/30/2008	3/15	3/19	N125	W	74-64
3/28/2011	4/9	4/7	N121	L	59-73
1/23/2012	7/2	9/2	A	L	44-72
1/28/2013	9/2	10/3	H	L	67-77
1/20/2014	11/2	12/2	H	L	70-86
1/19/2015	5/6	7/5	A	L	77-88
1/18/2016	18/3	22/3	A	L	66-79
1/16/2017	nr/6	rv/6	H	W	71-69
1/18/2018	6/5	7/5	A	L	70-84
1/24/2019	rv/1	rv/1	H	L	62-77
OAKLAND					**1-0**
11/24/2013	3/nr	4/nr	H	W	84-50
OHIO STATE					**10-1**
12/18/1976	19/nr		N15	W	67-57
12/12/1977	5/18		H	W	89-56
12/12/1978	1/nr		H	W	88-74
12/14/1978	1/nr		N15	W	69-59
1/31/1980	6/nr		A	W	72-56
12/17/1981	14/nr		N34	L	82-83 (2 OT)
12/29/1990	7/nr	7/nr	N58	W	85-69
11/21/1993	1/8	1/14	N66	W	80-45
3/18/1996	4/nr	4/nr	H	W	97-65
3/26/2011	4/18	4/24	N121	W	85-75
3/25/2016	rv/9	nr/9	N138	W	78-62
OKLAHOMA					**5-1**
11/10/2002	2/22	2/19	H	W	94-68
12/21/2003	2/13	2/15	A	W	71-55
11/15/2007	1/9	1/8	N122	W	70-67
2/2/2009	12/2	15/2	A125	L	70-80
1/3/2010	4/14	4/15	H	W	96-75
3/31/2013	10/nr	9/nr	N125	W	74-59
OKLAHOMA STATE					**3-0**
12/4/1992	2/nr	2/nr	N56	W	69-60
11/24/2017	12/nr	14/nr	N139	W	79-69
12/2/2018	11/nr	11/rv	A	W	76-63
OLD DOMINION					**36-9**
3/11/1977	10/12		N3	W	61-60
2/10/1979	6/1		A	L	56-71
3/10/1979	8/1		H	L	72-74
1/26/1980	4/2		H	L	54-61
3/8/1980	3/1		N27	L	67-68
3/23/1980	2/1		N28	L	53-68
2/16/1981	7/2		A	W	76-70
3/14/1981	3/6		A32	W	65-64
3/27/1981	2/3		N33	W	68-65
12/2/1981	7/2		A	L	54-66
2/14/1982	13/4		H	W	62-58
11/30/1982	4/3		H	L	72-78 (OT)
2/14/1983	4/9		A	L	66-90
11/29/1983	5/11		H	W	67-63
1/25/1985	nr/1	18/1	A	W	67-64
2/20/1986	15/nr	12/nr	H	W	79-68
1/7/1987	2/nr	2/nr	A	W	99-90
11/28/1987	1/18	1/18	N54	W	83-52
1/14/1988	4/nr	4/nr	H	W	91-68
1/4/1989	1/nr	1/24	A	W	93-58
1/6/1990	5/22	5/21	H	W	81-61
3/18/1990	4/nr	4/nr	H	W	87-68
1/6/1991	5/nr	5/nr	A	W	93-62
2/4/1992	4/nr	4/nr	H	W	75-59
1/2/1993	1/nr	1/nr	A	W	68-60
1/13/1994	1/nr	1/nr	H	W	90-49
1/24/1995	2/nr	2/nr	A	W	77-54
1/11/1996	4/15	5/15	H	W	69-47
1/7/1997	9/2	9/4	A	L	72-83
3/30/1997	10/2	11/3	N78	W	68-59
2/7/1998	1/3	1/3	H	W	85-61
1/19/1999	1/12	1/11	A	W	77-61
1/3/2000	2/21	2/19	H	W	113-55
1/28/2001	3/nr	3/nr	A	W	87-70
1/8/2002	2/25	3/nr	H	W	74-62
1/7/2003	5/nr	5/nr	A	W	91-63
1/4/2004	5/nr	5/nr	H	W	66-42
1/2/2005	8/nr	8/nr	A	W	68-58
1/2/2006	1/nr	1/nr	H	W	83-67
12/22/2006	5/nr	5/nr	A	W	75-59
12/5/2007	1/25	1/nr	H	W	83-51
12/18/2008	11/nr	13/nr	A	W	81-76
12/30/2009	4/nr	4/nr	H	W	102-62
12/5/2010	9/nr	8/nr	A	W	74-44
12/28/2011	7/nr	8/nr	H	W	90-37
ORAL ROBERTS					**3-0**
3/23/2008	3/nr	3/nr	N124	W	94-55
3/23/2013	10/nr	9/nr	H	W	83-62
11/17/2014	4/nr	5/nr	H	W	91-39
OREGON					**1-0**
3/17/1997	10/nr	11/nr	H	W	76-59
OREGON STATE					**4-1**
12/18/1981	14/nr		N34	W	73-62
12/16/1987	3/nr	4/nr	A	W	91-56
12/28/2014	8/10	11/12	H	W	74-63
12/19/2015	14/7	16/7	A	W	53-50
3/18/2018	12/13	13/12	H	L	59-66
PENN					**1-0**
11/14/2014	4/nr	4/nr	H	W	97-52
PENN STATE					**9-2**
12/30/1978	5/11		N23	W	74-72
2/7/1982	20/14		H	W	98-74
1/30/1983	8/19		A	W	75-60
1/29/1984	9/nr		H	W	68-65
1/27/1985	nr/12	18/10	A	L	74-79
12/28/1991	3/7	3/7	H61	W	82-81
12/10/1994	1/7	1/6	N68	W	78-74
12/3/1995	3/12	2/12	N70	W	79-67
3/29/2003	4/15	4/16	H	W	86-58
11/18/2015	4/nr	5/nr	H	W	74-66
11/20/2016	13/nr	13/nr	A	L	56-70
PEPPERDINE					**1-0**
11/13/2011	3/nr	3/nr	H	W	89-57
PESARO (ITALY)					**N/A**
8/10/2003			N109	W-ex	58-13
PITTSBURGH					**5-0**
12/16/1977	5/nr		N15	W	83-55
1/28/1983	8/nr		A	W	73-60
1/4/1984	11/nr		H	W	88-64
3/20/2007	3/nr	4/nr	A	W	68-54
3/23/2015	6/nr	5/nr	H	W	77-67

SERIES RECORDS

DATE	AP RANK UT/OPP	ESPN RANK UT/OPP	SITE	W/L	SCORE
POLISH NATIONAL TEAM					**N/A**
12/2/1980			H	W-ex	76-49
PORTLAND					**2-0**
11/30/1997	1/nr	1/nr	A	W	74-51
11/13/1998	1/nr	1/nr	H	W	94-57
PRAGUE UNIV. (CZECHOSLOVAKIA)					**N/A**
6/17/1987			N53	L-ex	62-85
PREMIER PLAYERS					**N/A**
11/16/2002			H	W-ex	95-76
PRESBYTERIAN					**1-0**
11/11/2018	11/nr	12/nr	H	W	97-49
PRINCETON					**1-0**
12/20/2005	1/nr	1/nr	H	W	107-39
PROVIDENCE					**3-0**
11/29/1986	3/nr	3/nr	N49	W	86-70
1/25/1993	2/nr	2/nr	H	W	93-50
2/11/1994	2/nr	2/nr	A	W	83-73
PUERTO RICO-MAYAGUEZ					**1-0**
11/29/2002	4/nr	5/nr	A	W	136-26
PURDUE					**7-1**
12/6/1994	1/15	1/13	H	W	81-63
12/2/1995	3/7	2/5	N70	W	81-63
12/8/1995	2/10	2/10	A71	W	82-68
1/17/1997	9/nr	9/nr	H	W	72-60
11/15/1998	1/5	1/5	A85	L	68-78
12/2/1999	3/17	3/17	H	W	72-66
3/22/2005	3/nr	3/nr	H	W	75-54
3/25/2008	3/nr	3/nr	A124	W	78-52
RADFORD					**1-0**
3/16/1996	4/nr	4/nr	H	W	97-56
REMUS AUSTRIA POWER					**N/A**
11/4/2001			H	W-ex	108-69
RICE					**1-0**
11/15/2012	24/nr	20/nr	H	W	101-48
RICHMOND					**1-0**
1/14/1991	2/nr	3/nr	H	W	80-54
ROANOKE					**1-0**
3/8/1974			N11	W	68-47
ROMANIAN NATIONAL TEAM					**N/A**
8/15/2003			N110	W-ex	88-74
ROQUE-BRUEN (FRANCE)					**N/A**
8/22/1999			A92	W-ex	114-45
RUTGERS					**20-3**
3/16/1979	6/3		N24	W	79-69
1/23/1982	nr/3		A	L	57-68
1/19/1983	8/16		H	W	81-61
12/30/1988	1/10	1/11	A57	W	93-53
3/21/1992	2/nr	2/nr	H	W	97-56
1/19/1993	2/nr	2/nr	H	W	93-74
1/17/1994	1/nr	1/nr	A	L	77-87
3/21/1998	1/nr	1/nr	N83	W	92-60
1/3/1999	2/15	2/13	N87	W	68-54
3/31/2000	2/8	2/8	N95	W	64-54
1/2/2001	2/9	2/10	N87	W	58-51
12/11/2003	2/nr	2/25	H	W	59-49
12/29/2004	8/24	8/nr	A	L	51-65
3/29/2005	3/9	3/10	N115	W	59-49
3/26/2006	6/9	6/9	N93	W	76-69
4/3/2007	3/15	4/18	N93	W	59-46
2/11/2008	1/5	2/7	H	W	59-58
1/3/2009	8/15	12/14	A	W	55-51
12/13/2009	4/nr	3/nr	N87	W	68-54
12/30/2010	5/nr	6/nr	H	W	87-51
12/13/2011	6/11	6/11	A	W	67-61
12/30/2012	13/nr	15/nr	H	W	66-47
12/14/2014	11/17	13/19	A	W	55-45
SAINT FRANCIS (PA.)					**1-0**
12/03/2014	14/nr	14/nr	H	W	111-44
SAINT LOUIS					**1-0**
12/1/2002	4/nr	5/nr	N105	W	75-40
SAN FRANCISCO					**2-0**
11/15/2008	7/nr	6/nr	H	W	68-39
12/22/2009	4/nr	4/nr	A	W	89-34
SAN JOSE STATE					**1-0**
12/15/1979	3/nr		A	W	81-70
SANTA CLARA					**1-0**
12/16/1991	3/nr	1/nr	A	W	73-71
SELEZIONE DREAM TEAM ITALY					**N/A**
8/11/2015			A135	W-ex	81-27
SHORTER					**1-0**
1/11/1975			H	W	109-74
SMU					**1-0**
11/29/2013	3/nr	4/nr	N130	W	87-47
SOLNA (SWEDEN)					**N/A**
1/4/1992			N62	W-ex	70-65
SOUTH CAROLINA					**50-8**
2/18/1972			N1	W	44-30
3/10/1973			N6	L	54-59
2/16/1974			N1	W	72-45
1/15/1979	4/nr		H	W	62-54
3/9/1979	8/15		H	W	76-64
1/23/1980	4/8		A	L	52-56
3/7/1980	3/7		A27	W	67-54
3/21/1980	2/4		N28	W	75-72
1/12/1981	9/10		H	W	65-54
1/25/1982	nr/12		A	W	87-81
12/4/1982	4/13		N36	W	84-62
2/16/1983	4/nr		H	W	87-67
2/8/1984	7/nr		A	W	71-66
2/18/1985	20/nr	24/nr	H	W	66-58
1/6/1986	11/nr	13/nr	A	W	70-54
2/19/1987	9/nr	8/nr	H	W	80-56
1/20/1988	4/nr	4/nr	A	W	85-80
2/4/1989	2/17	2/17	H	W	60-54
1/25/1990	3/15	3/15	A	W	70-69
1/24/1991	4/nr	4/nr	H	W	77-61
1/15/1992	2/nr	2/nr	A	W	78-58
2/18/1993	1/nr	1/nr	H	W	100-57
2/8/1994	2/nr	2/nr	A	W	91-75
1/12/1995	1/nr	1/nr	H	W	72-55
2/15/1996	5/nr	5/nr	A	W	79-73 (OT)
2/11/1997	8/nr	9/nr	H	W	90-59
2/28/1997	8/nr	11/nr	N65	W	75-48
1/6/1998	1/nr	1/nr	A	W	94-52
1/7/1999	2/nr	2/nr	H	W	87-58
1/14/2000	2/nr	2/nr	A	W	92-76
1/11/2001	2/nr	2/nr	H	W	99-45
1/17/2002	2/8	3/8	A	W	80-61
1/23/2003	4/15	4/14	H	W	97-78
1/15/2004	5/nr	5/nr	A	W	86-58
2/8/2004	1/nr	1/nr	H	W	72-58
1/27/2005	5/nr	6/nr	A	W	68-53
2/17/2005	6/nr	6/nr	H	W	74-44
1/4/2006	1/nr	1/nr	A	W	66-51
2/1/2007	3/nr	3/nr	H	W	72-36
3/2/2007	2/nr	2/nr	N119	W	81-63
1/13/2008	2/nr	2/nr	A	W	71-48
1/18/2009	13/nr	15/nr	H	W	68-56
1/7/2010	4/nr	4/nr	H	W	79-62
1/31/2010	5/nr	5/nr	A	W	60-55
1/20/2011	5/nr	6/nr	A	W	71-56
2/17/2011	4/nr	4/nr	H	W	82-60

SERIES RECORDS

DATE	AP RANK UT/OPP	ESPN RANK UT/OPP	SITE	W/L	SCORE
2/2/2012	8/nr	8/nr	H	L	60-64
3/3/2012	13/25	10/rv	N101	W	74-58
1/3/2013	12/18	13/15	A	W	73-53
3/2/2014	10/4	9/5	H	W	73-61
2/23/2015	6/2	6/2	A	L	66-71
3/8/2015	5/3	5/4	N107	L	46-62
2/15/2016	24/3	rv/2	H	L	56-62
1/30/2017	rv/4	25/4	A	W	76-74
1/14/2018	6/9	6/8	A	W	86-70
2/25/2018	15/7	14/6	H	W	65-46
3/2/2018	12/8	12/8	N101	L	62-73
2/24/2019	nr/13	nr/13	H	L	67-82
SOUTH CAROLINA STATE					**2-0**
3/19/1983	9/nr		H	W	86-51
11/22/1983	5/nr		H	W	85-69
SOUTH DAKOTA					**1-0**
11/25/2017	12/nr	14/nr	N138	W	69-49
SOUTH KOREAN NATIONAL TEAM					**N/A**
6/19/1987			N53	L-ex	74-86
SOUTHERN CALIFORNIA					**8-7**
2/2/1981	10/8		H	W	78-71
12/9/1981	10/4		A	L	70-86
3/21/1982	8/5		H	W	91-90 (OT)
12/6/1982	5/1		H	L	71-81
11/26/1983	5/1		N39	L	64-78
12/8/1983	7/1		A	L	66-81
4/1/1984	15/5		N41	L	61-72
1/8/1985	nr/6		H	W	71-60
12/13/1985	11/4	15/3	A	L	77-85
3/28/1986	15/3	5/2	N6	L	59-83
12/28/1986	1/7	1/7	N50	W	89-75
12/6/1988	1/17	1/18	H	W	102-69
12/22/1989	4/nr	1/nr	A	W	87-53
11/18/2001	2/nr	2/nr	H	W	106-66
12/14/2002	4/nr	5/nr	A	W	71-39
SOUTHERN ILLINOIS					**2-0**
11/19/1984	14/nr		N42	W	56-54
1/23/1989	2/nr	2/nr	H	W	78-44
SOUTHWEST MISSOURI STATE					**1-0**
3/17/1991	4/nr	3/nr	H	W	55-47
SOVIET NATIONAL TEAM					**N/A**
11/29/1979			H	L-ex	59-102
ST. JOHN'S					**2-0**
12/3/1982	4/nr		N36	W	69-56
3/24/2014	3/nr	3/nr	H	W	67-51
ST. JOSEPH'S					**5-0**
12/27/1986	1/nr	1/21	N50	W	76-66
11/25/1995	4/nr	2/nr	H	W	75-54
1/2/1997	8/nr	8/nr	A	W	64-52
11/16/1998	4/nr	1/nr	H	W	108-63
12/19/1999	2/nr	2/nr	A	W	82-59
ST. MARY'S (CA)					**1-0**
3/18/2001	3/nr	3/nr	H	W	92-75
ST. MARY'S NURSING					**1-0**
1/18/1974			H	W	53-39
STANFORD					**25-11**
12/18/1988	1/5	1/5	H	W	83-60
12/15/1989	2/3	2/3	A	L	71-85
11/25/1990	6/2	6/2	H	W	95-80
12/30/1990	7/8	7/8	N58	W	84-77
3/30/1991	4/11	3/10	N59	W	68-60
12/14/1991	1/3	1/3	A	L	95-96 (OT)
12/6/1992	2/1	2/1	N56	W	74-73 (OT)
12/21/1992	1/2	1/2	H	W	84-79
12/3/1993	1/9	1/8	A	W	81-75
12/1/1994	1/2	1/2	H	W	105-69
12/16/1995	2/9	2/9	A	L	72-90
12/15/1996	5/1	1/5	H	L	65-82
11/29/1997	1/11	1/10	N79	W	88-70
12/19/1998	2/nr	2/nr	H	W	98-62
11/26/1999	5/23	5/22	A	W	79-73
12/17/2000	2/15	2/22	H	W	63-58
12/16/2001	2/6	2/5	A	W	68-62
12/18/2002	4/5	4/5	H	W	71-56
12/14/2003	2/6	2/5	A	W	70-66 (OT)
3/30/2004	2/10	3/8	N112	W	62-60
12/21/2004	9/2	10/2	H	W	70-67
12/4/2005	2/12	1/11	A	W	74-67
11/24/2006	4/11	4/11	H	W	77-60
12/22/2007	1/5	1/4	A	L	69-73 (OT)
4/8/2008	3/4	3/4	N122	W	64-48
12/21/2008	11/3	13/4	H	W	79-69 (OT)
12/19/2009	3/2	3/2	A	L	52-67
12/19/2010	6/3	6/2	H	W	82-72 (OT)
12/20/2011	6/4	6/4	A	L	80-97
12/22/2012	10/1	11/1	H	L	60-73
12/21/2013	3/6	3/5	A	L	70-76
12/20/2014	11/7	12/7	H	W	59-40
12/16/2015	14/15	16/14	A	L	55-69
12/18/2016	nr/10	rv/10	H	W	59-51
12/21/2017	7/18	7/24	A	W	83-71
12/18/2018	9/8	8/9	H	L	85-95
STEPHEN F. AUSTIN					**3-3**
12/15/1978	1/5		N15	L	60-69
1/14/1980	5/2		H	W	79-69
12/13/1980	3/17		A	L	68-72
11/22/1981	2/18		H	L	74-80
12/11/1982	5/nr		A	W	76-67
12/5/1992	2/8	2/8	N56	W	94-71
STETSON					**7-0**
12/3/1987	1/nr	1/nr	H	W	102-59
1/9/1989	2/nr	1/nr	A	W	97-62
11/26/1989	1/nr	1/nr	H	W	112-39
11/20/2005	2/nr	1/nr	H	W	83-33
3/19/2011	4/nr	4/nr	H	W	99-34
12/30/2015	13/nr	16/nr	H	W	90-56
12/5/2018	9/nr	9/nr	H	W	65-55
STOCKHOLM HUMAN RIGHTS (08)					**N/A**
11/3/2002			H	W-ex	116-50
SULLINS					**1-1**
2/24/1923			A	L	12-15
3/5/1969			H	W	70-34
SYRACUSE					**1-1**
11/20/2015	4/25	5/rv	H	W	57-55
3/27/2016	rv/14	nr/15	N138	L	67-89
TCU					**4-0**
11/27/2000	2/nr	2/nr	A	W	83-61
2/11/2003	3/nr	3/nr	H	W	86-72
1/2/2004	5/19	5/19	A	W	74-66
12/19/2004	9/nr	10/nr	H	W	82-55
TEMPLE					**2-0**
11/28/2004	1/nr	1/nr	H	W	52-48
12/28/2005	1/22	1/21	A	W	75-50
TENNESSEE SCHOOL FOR THE DEAF					**0-0-1**
1/16/1909			H	T	12-12
TENNESSEE STATE					**5-0**
2/17/1986	15/nr	14/nr	H	W	114-63
2/27/1988	3/nr	3/nr	H	W	104-51
12/17/2013	3/nr	3/nr	H	W	94-43
11/24/2014	4/nr	5/nr	H	W	97-46
11/30/2016	22/nr	25/nr	H	W	86-36
TENNESSEE TECH					**16-12**
1/23/1969			H	W	45-43
1/28/1970			A	L	45-59
2/11/1970			H	L	48-60
3/3/1973			N5	L	45-48

SERIES RECORDS

DATE	AP RANK UT/OPP	ESPN RANK UT/OPP	SITE	W/L	SCORE
3/10/1973			N6	L	49-61
2/9/1974			A	W	65-51
3/2/1974			A10	L	51-54 (OT)
1/27/1975			A	L	73-96
2/4/1975			H	L	74-76
1/24/1976			A13	L	61-83
2/6/1976			H	L	84-89 (OT)
3/4/1976			N4	L	76-91
2/7/1977	12/6		A	L	65-70
2/25/1977	12/6		H	W	80-67
3/4/1977	12/6		A10	L	70-76
3/12/1977	10/7		N3	W	72-59
12/3/1977	1/11		N17	W	65-60
12/16/1977	5/nr		N15	W	79-64
1/18/1978	3/nr		A	W	82-81 (OT)
2/18/1978	1/nr		H18	W	80-64
3/4/1978	1/nr		N19	W	92-73
2/15/1979	6/nr		H	W	80-75
3/3/1979	8/nr		H	W	85-60
2/12/1980	4/nr		A	W	68-66
3/1/1980	4/20		A10	W	83-66
2/12/1981	7/nr		H	W	69-63
3/15/1987	7/nr	7/nr	H	W	95-59
2/2/1991	3/nr	3/nr	H	W	94-67
TENNESSEE TECH JV					**1-0**
1/23/1976			A13	W	74-51
TENNESSEE-MARTIN					**14-2**
3/4/1971			N3	L	26-39
3/3/1972			H	L	42-53
3/2/1973			N5	W	59-57 (OT)
3/3/1973			N5	W	61-57 (OT)
2/7/1975			A	W	92-76
12/10/1975			H	W	77-50
3/5/1976			N4	W	77-62
2/12/1979	6/nr		H	W	124-60
3/2/1979	8/nr		H	W	96-51
2/16/1980	4/nr		A	W	69-55
2/28/1980	4/nr		N10	W	81-35
2/26/1981	4/nr		N3	W	71-41
11/23/1997	1/nr	1/nr	A	W	73-32
11/19/1999	5/nr	2/nr	H	W	133-60
12/5/2006	6/nr	5/nr	H	W	85-29
3/17/2012	9/nr	7/nr	N128	W	72-49
TEXAS					**25-15**
12/8/1978	1/10		N22	W	84-60
12/9/1982	5/10		A	L	59-74
12/1/1983	5/4		H	L	65-66
12/11/1984	15/2		A	L	60-91
12/1/1985	11/1	11/1	H	L	52-74
12/14/1986	3/1	3/1	A	W	85-78
12/29/1986	1/2	1/2	N50	L	74-88
12/9/1987	1/2	1/2	H	L	78-97
1/31/1989	2/11	2/11	A	L	67-69
1/20/1990	3/6	3/7	H	W	76-70
2/23/1991	4/15	4/15	A	W	64-55
12/19/1991	3/19	3/19	N60	W	86-72
2/25/1992	2/24	2/nr	H	W	86-68
2/2/1993	1/13	1/13	A	W	72-58
1/25/1994	2/nr	2/nr	H	W	94-60
12/28/1994	1/nr	1/nr	A	W	66-54
12/10/1995	2/nr	2/nr	H	W	83-67
12/21/1996	6/13	6/16	A	W	68-65 (OT)
12/3/1997	1/nr	1/nr	H	W	98-64
11/28/1998	3/nr	3/nr	A	W	86-65
12/30/1999	2/25	2/nr	H	W	106-76
12/22/2000	2/15	2/22	A	W	67-59
2/12/2002	3/18	4/17	H	L	66-69
12/21/2002	4/22	4/21	A	L	62-63
12/28/2003	2/5	2/5	H	L	60-70
11/25/2004	1/4	1/4	A	L	59-74
12/1/2005	2/16	1/18	H	W	102-61
12/17/2006	5/23	5/24	A	W	67-46
11/18/2007	1/21	1/22	H	W	92-67
12/14/2008	7/6	10/5	A	L	59-73
12/6/2009	6/17	5/17	H	W	78-58
12/12/2010	8/21	7/24	A	W	92-77
12/4/2011	8/21	8/22	H	W	73-57
12/16/2012	13/18	12/20	A	W	94-75
12/8/2013	3/nr	3/nr	H	W	75-61
11/30/2014	4/6	5/9	A	L	59-72
11/29/2015	4/8	5/8	H	L	53-64
12/11/2016	rv/17	rv/17	A	L	67-72
12/10/2017	11/2	13/4	H	W	82-75
12/9/2018	9/12	9/12	A	W	88-82
TEXAS A&M					**8-5**
12/19/1997	1/nr	1/nr	N81	W	105-81
4/1/2008	3/8	3/9	N125	W	53-45
2/28/2013	8/13	8/15	H	W	82-72
3/9/2013	9/19	9/19	N119	L	62-66
1/26/2014	11/17	12/15	A	W	76-55
3/8/2014	6/15	6/14	N119	W	86-77
1/8/2015	7/9	9/8	H	W	81-58
2/7/2016	23/12	25/11	A	L	71-76 (OT)
3/4/2016	nr/16	nr/16	N136	W	70-60
2/12/2017	24/rv	25/rv	H	L	59-61
1/11/2018	6/17	6/16	A	L	76-79 (OT)
2/1/2018	12/14	13/12	H	W	82-67
2/21/2019	nr/21	nr/22	A	L	62-79
TEXAS TECH					**6-0**
3/25/1995	3/5	2/6	H	W	80-59
11/27/1995	3/10	2/14	H	W	81-44
12/18/1996	6/11	6/10	A	W	79-71
3/27/2000	2/11	2/11	N94	W	57-44
3/27/2005	3/14	3/14	N115	W	75-59
11/17/2009	6/nr	5/nr	N126	W	91-53
TOLEDO					**1-0**
12/18/1985	13/nr	14/nr	N47	W	81-63
TROY					**3-0**
12/14/2013	3/nr	3/nr	H	W	103-64
12/21/2017	rv/nr	rv/nr	H	W	110-84
12/6/2017	11/nr	13/nr	H	W	131-69
TUSCULUM					**1-0**
2/15/1926			A	W	37-12
UCLA					**18-2**
1/5/1979	5/4		H	W	88-74
3/25/1979	3/6		N25	W	104-86
12/13/1979	3/11		A	W	80-77
1/3/1981	7/8		H	L	62-65
12/13/1981	14/17		A	W	71-66
12/10/1983	7/nr		A	W	73-70
1/6/1985	nr/nr		H	W	72-57
12/15/1985	13/nr	15/nr	A	W	68-64
12/20/1986	1/nr	1/nr	H	W	81-58
12/13/1987	1/nr	1/nr	A	W	89-63
12/20/1988	1/nr	1/nr	H	W	82-50
12/17/1989	2/nr	2/nr	A	W	77-55
12/16/1990	10/nr	8/nr	H	W	113-86
12/21/1998	2/8	2/8	H	W	100-77
11/28/1999	5/4	5/4	A	W	88-77
11/16/2006	5/20	4/21	H	W	83-60
12/19/2007	1/nr	1/nr	A	W	82-70
11/28/2009	6/nr	5/nr	H	W	61-47
12/17/2011	6/nr	6/nr	A	W	85-64
3/23/2019	nr/20	nr/24	N141	L	77-89
UNIMEP SAO PAULO (BRAZIL)					**N/A**
6/14/1987			A	L-ex	71-104
UNION (KY.)					**1-1**
3/11/1922			A	L	8-14
3/1/1969			N2	W	43-23
UNION (TENN.)					**0-3**
2/8/1975			A	L	67-80
2/27/1975			N12	L	90-95
3/1/1975			N12	L	93-94
11/7/2010			H	W-ex	86-53
11/8/2011			H	W-ex	93-45

SERIES RECORDS

DATE	AP RANK UT/OPP	ESPN RANK UT/OPP	SITE	W/L	SCORE
UNITED STATES ARMED FORCES					**N/A**
11/4/1997			H	W-ex	111-54
UNITED STATES NATIONAL TEAM					**N/A**
11/22/1995			H	L-ex	58-82
11/7/1999			H	W-ex	65-64
11/4/2007			H	L-ex	83-72
VALDOSTA STATE					**3-1**
3/18/1978	1/8		N21	L	80-83
1/27/1979	7/14		H	W	93-73
1/12/1980	5/nr		A	W	72-65
11/29/1980	3/nr		N29	W	99-84
VALENCIENNES-ORCHIES (FRANCE)					**N/A**
8/15/1999			A88	W-ex	71-68
VANDERBILT					**72-10**
1/18/1976			A	W	96-27
11/21/1979	4/nr		A	W	77-53
12/6/1981	10/nr		H	W	99-77
1/4/1982	20/nr		A	W	80-63
2/26/1982	8/nr		N6	W	80-75
1/12/1983	11/nr		H	W	98-70
2/19/1983	4/nr		A	W	94-79
2/5/1984	7/nr		A	W	82-73
2/26/1984	10/nr		H	W	74-72
1/16/1985	nr/nr		A	L	77-84
2/16/1985	nr/nr	24/nr	H	W	82-71
2/15/1986	14/nr	14/nr	H	W	94-81
2/4/1987	5/14	6/13	A	L	76-77
1/17/1988	4/nr	4/20	H	W	104-67
1/26/1989	2/nr	2/23	A	W	80-60
2/22/1990	4/nr	4/nr	H	W	88-77
12/6/1990	6/nr	6/nr	A	L	66-80
3/2/1991	4/nr	4/nr	N51	W	62-60
2/2/1992	4/13	4/11	H	W	70-53
1/30/1993	2/1	2/1	A	W	73-68
1/31/1994	2/9	2/10	A	W	84-82
2/13/1994	2/12	2/11	H	W	79-57
3/7/1994	1/13	1/13	N65	W	82-57
12/31/1994	1/8	1/9	A	W	72-70
2/12/1995	2/7	2/7	H	W	75-55
3/6/1995	2/9	2/11	N65	L	61-67
1/19/1996	6/2	5/2	H	W	85-82
2/25/1996	5/10	5/9	A	W	79-71
1/19/1997	9/7	9/7	A	W	92-79 (OT)
2/17/1997	8/15	8/13	H	W	64-59
1/25/1998	1/9	1/8	H	W	86-54
2/16/1998	1/14	1/11	A	W	91-60
2/28/1998	1/14	1/13	N82	W	106-45
2/7/1999	1/nr	1/nr	A	W	66-60
2/18/1999	1/nr	1/nr	H	W	89-53
2/4/2000	4/nr	4/nr	H	W	78-52
2/24/2000	2/nr	3/nr	A	W	59-57
3/4/2000	2/nr	3/nr	N65	W	61-53
1/23/2001	3/16	3/17	A	W	70-64
2/22/2001	1/18	1/17	H	W	70-66
3/3/2001	1/15	1/15	N94	L	74-77
2/2/2002	2/8	2/6	A	L	59-76
2/16/2002	3/6	4/6	H	W	75-68
3/25/2002	6/4	6/4	N102	W	68-63
2/2/2003	4/17	4/17	A	W	81-67
2/27/2003	3/17	3/18	H	W	91-71
1/22/2004	2/nr	2/nr	H	W	79-54
2/15/2004	3/nr	3/nr	A	W	94-88
1/16/2005	8/17	10/15	A	W	79-65
2/13/2005	5/21	5/20	H	W	72-63
3/5/2005	5/18	4/17	N114	W	76-73
1/19/2006	1/19	1/19	A	W	80-68
2/12/2006	5/22	5/20	H	W	70-67
1/25/2007	4/15	4/14	A	W	67-57
2/25/2007	2/12	2/12	H	W	73-53
1/20/2008	2/nr	2/nr	H	W	79-63
2/17/2008	1/25	1/nr	A	W	81-68
3/8/2008	3/21	3/22	N101	W	63-48
1/11/2009	7/24	11/24	A	L	58-74
3/1/2009	18/19	23/21	H	W	75-66
1/17/2010	4/nr	4/22	H	W	64-57
2/8/2010	5/nr	5/22	A	W	69-60
3/6/2010	4/nr	4/nr	N119	W	68-49
1/15/2011	5/nr	5/nr	H	W	68-56
2/13/2011	4/nr	4/nr	A	W	65-57
1/15/2012	6/25	7/24	H	W	87-64
2/9/2012	11/nr	11/25	A	L	79-93
3/2/2012	13/25	10/nr	N101	W	68-57
1/24/2013	9/nr	9/nr	A	W	83-75
2/17/2013	12/nr	10/nr	H	W	83-64
1/12/2014	8/nr	8/nr	A	L	63-74
2/10/2014	8/18	8/19	H	W	81-53
1/5/2015	7/nr	9/nr	A	W	57-49
3/1/2015	6/nr	6/nr	H	W	79-49
1/21/2016	18/nr	22/nr	H	W	58-49
2/11/2016	25/nr	rv/nr	A	W	69-51
1/5/2017	rv/nr	rv/nr	A	W	70-57
1/22/2017	nr/nr	rv/nr	H	W	91-63
1/7/2018	7/nr	7/nr	H	W	86-73
2/4/2018	12/nr	13/nr	A	W	74-64
2/3/2019	nr/nr	nr/nr	A	W	82-65
2/28/2019	nr/nr	nr/nr	H	L	69-76
VERMONT					**2-0**
11/24/1996	3/nr	2/nr	A76	W	87-58
11/25/1997	1/nr	1/nr	H	W	92-52
VILLANOVA					**1-0**
3/31/2003	4/11	4/12	H	W	73-49
VIRGINIA					**14-3**
3/10/1981	3/nr		H	W	81-54
3/16/1985	13/nr	15/21	H	W	65-55
3/19/1987	7/11	7/11	H	W	66-58
3/26/1988	1/10	1/10	N32	W	84-76
3/23/1989	1/nr	1/19	N45	W	80-47
3/24/1990	4/12	5/4	N32	L	75-79 (OT)
3/31/1991	4/2	3/2	N59	W	70-67 (OT)
12/9/1994	1/12	1/12	N68	W	84-73
11/19/1995	6/3	6/2	H69	W	78-51
3/25/1996	4/11	4/10	A72	W	52-46
3/25/2000	2/19	2/19	N94	W	77-56
3/24/2003	4/nr	4/nr	H	W	81-51
11/17/2008	5/16	6/15	H	L	82-83
11/22/2009	6/12	5/17	A	W	77-63
11/18/2010	4/nr	4/nr	H	W	85-73
11/20/2011	3/nr	3/nr	A	L	64-69 (OT)
11/28/2013	3/nr	4/nr	N130	W	76-67
VIRGINIA STATE					**0-1**
2/21/1925			H	L	18-39
VIRGINIA TECH					**7-2**
1/4/1983	12/nr		A	W	56-47
1/10/1984	8/nr		H	W	77-63
11/28/1989	1/nr	1/nr	H	W	81-55
12/3/1990	6/nr	3/nr	A	W	64-54
1/20/1994	1/nr	1/nr	H	W	88-51
2/22/1995	2/nr	2/nr	A	W	66-33
3/20/1999	2/13	2/15	N25	W	68-52
12/6/2015	8/nr	8/nr	H	L	43-57
11/27/2016	17/nr	16/nr	A	L	63-67
VISBY (SWEDEN)					**N/A**
11/8/1998			H	W-ex	100-60
WAKE FOREST					**2-0**
3/19/1988	1/nr	1/23	H	W	94-66
12/29/1988	1/nr	1/24	N57	W	82-61
WALTERS STATE CC					**1-0**
1/19/1976			H	W	82-57
WASHINGTON					**1-0**
11/26/1988	1/13	1/13	N56	W	70-48
WASHINGTON STATE					**1-0**
12/16/1981	14/nr		N34	W	55-46
WEST COAST ALL-STARS					**N/A**
11/9/2003			H	W-ex	86-57
11/14/2004			H	W-ex	77-36

SERIES RECORDS

WEST VIRGINIA					6-0
11/22/1982	4/nr		H	W	93-70
11/19/1983	5/nr		N38	W	52-47
1/12/1985	nr/nr		H	W	61-59
1/4/1986	11/nr	13/nr	A	W	74-58
12/20/2006	5/nr	5/nr	H	W	66-51
11/21/2007	1/15	1/17	N123	W	67-49

WESTERN CAROLINA					10-7
1/18/1969			A	L	46-77
2/8/1969			H	L	44-60
2/6/1970			A	L	*
2/14/1970			H	*	*
1/22/1971			A	L	26-43
2/19/1972			N1	W	48-44
2/22/1972			H	L	43-54
2/20/1973			A	W	48-46
2/19/1974			H	W	72-45
3/9/1974			N11	W	66-51
1/22/1975			A	W	69-66
2/14/1975			N1	L	82-86
12/3/1975			H	W	62-44
1/14/1976			A	L	72-77
1/14/1977	13/nr		HG	W	82-62
2/17/1977	12/nr		N1	W	85-48
3/20/2005	3/nr	3/nr	H	W	94-43
11/25/2008	9/nr	12/nr	H	W	83-56

WESTERN KENTUCKY					7-1
11/20/1984	14/nr		A42	W	70-62
2/20/1985	20/11	23/10	H	W	77-72
2/24/1989	2/nr	2/nr	A	W	76-57
1/4/1990	5/nr	5/nr	H	W	78-58
3/21/1991	4/10	3/11	H	W	68-61
3/26/1992	2/15	2/15	N63	L	70-75
3/23/1995	3/9	2/7	H	W	87-65
3/16/1998	1/15	1/18	H	W	82-62

WESTERN MICHIGAN					2-0
1/1/1989	1/nr	1/nr	H	W	84-39
12/1/1989	1/nr	1/nr	A	W	98-57

WETZIKON BBC (SWITZERLAND)					N/A
8/17/1999			A89	W-ex	104-37

WICHITA STATE					3-0
12/16/2014	11/nr	12/nr	H	W	54-51
12/11/2015	16/nr	16/nr	A	W	58-51
11/20/2017	12/nr	18/nr	H	W	68-56

WINTHROP					3-2
2/15/1969			A1	W	31-29
2/20/1971			A	L	31-58
2/16/1974			A1	W	60-45
3/9/1974			N11	L	53-55
11/21/2014	4/nr	5/nr	H	W	81-48

WISCONSIN					5-0
2/8/1996	6/8	6/11	A	W	72-61
2/4/1997	9/23	9/16	H	W	78-74
12/20/1997	1/9	1/10	N81	W	87-66
12/5/1999	3/25	3/nr	A	W	85-62
12/3/2000	2/18	2/nr	H	W	90-66

WISCONSIN-GREEN BAY					2-0
11/26/1996	5/nr	5/nr	H	W	71-36
3/18/2016	rv/nr	nr/rv	N137	W	59-53

XAVIER					0-1
3/24/2001	3/12	3/11	N98	L	65-80

YOUNGSTOWN STATE					2-0
2/10/1992	3/nr	4/nr	H	W	100-72
2/9/1993	1/nr	1/nr	A	W	78-54

TOURNEYS/NEUTRAL SITES

1-Winthrop Invitational; 2-Carson-Newman Invitational; 3-at Memphis State; 4-at East Tennessee State; 5-at Maryville; 6-at Kentucky; 7-Tennessee Invitational; 8-at Lenoir City, Tenn.; 9-at Carson-Newman; 10-at Tennessee Tech; 11-at Madison; 12-at Lambuth; 13-Tennessee Tech Invitational; 14-at Western Carolina; 15-Mississippi University for Women Christmas Invitational; 16-at Minnesota; 17-Lady Statesman Invitational at Delta State; 18-Lady Vol Classic; 19-at Tennessee-Martin; 20-at North Carolina; 21-at Delta State; 22-Midwestern Classic at Missouri; 23-Orange Bowl Classic, Miami, Fla.; 24-at Fordham; 25-at Greensboro (Coliseum), N.C.; 26-Nike Tournament of Champions at Nevada-Las Vegas; 27-at South Carolina; 28-at Central Michigan; 29-Lady Sunshine Classic, Sanford, Fla.; 30-at Marietta, Ga.; 31-at Louisiana State; 32-at Old Dominion; 33-at Oregon; 34-Giusti Tournament of Champions at Portland State; 35-at Norfolk, Va.; 36-Coca-Cola Classic at Detroit; 37-at Notre Dame; 38-at Parkersburg, W.Va.; 39-Notre Dame Thanksgiving Classic; 40-at Georgia; 41-at UCLA; 42-Bowling Green Bank Invitational at Western Kentucky; 43-Dial Classic at Minnesota; 44-at Mississippi; 45-at Western Kentucky, E.A. Diddle Arena; 46-Northern Illinois Fastbreak Fest; 47-at Hawaii; 48-at Iowa; 49-Amana-Hawkeye Classic at Iowa; 50-Orange Bowl/Burger King Classic at Miami (Fla.); 51-Albany, Ga.; 52-at Texas; 53-Mundialito de Basquete Feminino, Sao Paulo, Brazil; 54-Communiplex Classic, Cincinnati, Ohio; 55-at Tacoma, Wash.; 56-Rainbow Wahine Classic at Hawaii; 57-Bell Atlantic-Rutgers Invitational; 58-Hilton Head Super Shootout, Hilton Head Island, S.C.; 59-at New Orleans, La.; 60-Basketball Hall of Fame Game, Springfield, Mass.; 61-SEC/Big 10 Challenge; 62-World Invitational Club Basketball Championships, London, England; 63-at Purdue; 64-Maryland Invitational; 65-at Tennessee-Chattanooga; 66-State Farm Women's Basketball Hall of Fame Tip-Off Classic, Jackson, Tenn.; 67-at Arkansas; 68-at Richmond, Va.; 69-State Farm Hall of Fame Tip-Off Classic, Knoxville, Tenn.; 70-Kona Classic, Kailua-Kona, Hawaii; 71-Big 10/SEC Challenge at Purdue; 72-at Charlottesville, Va.; 73-at Charlotte, N.C.; 74-Women's National Invitational Tournament, Knoxville, Tenn.; 75-Women's National Invitational Tournament at Ruston, La.; 76-Howard Bank Classic, Burlington, Vt.; 77-at Hartford, Conn.; 78-Riverfront Coliseum, Cincinnati, Ohio; 79-San Jose Arena, San Jose, Calif.; 80-Draddy Gym, Riverdale, N.Y.; 81-UAA Sports Center, Anchorage, Alaska; 82-Columbus Civic Center, Columbus, Ga.; 83-at Vanderbilt; 84-Kemper Arena, Kansas City, Mo.; 85-State Farm Hall of Fame Tip-Off Classic at Purdue; 86-Disney Holiday Classic, Lake Buena Vista, Fla.;87-at Madison Square Garden, New York, N.Y.; 88-at Namur, Belgium; 89-at Uster, Switzerland; 90-at Martigny, Switzerland; 91-at Istres, France; 92-at Nice, France; 93-at the Quicken Loans Arena (formerly known as the Gund Arena), Cleveland, Ohio; 94-at the Pyramid, Memphis, Tenn.; 95-First Union Center, Philadelphia, Pa.; 96-Women's Maui, Lahaina, Hawaii; 97-Bank One Ballpark, Phoenix, Ariz.; 98-Birmingham-Jefferson Convention Center, Birmingham, Ala.; 99-at the Honda Elite Four, Milk House, Orlando, Fla.; 100-at the ACC/SEC Shootout, Philips Arena, Atlanta, Ga.; 101-at Bridgestone Arena (formerly Sommet Center and Gaylord Arena), Nashville, Tenn.; 102-at the Hilton Coliseum, Ames, Iowa; 103-at the Alamodome, San Antonio, Texas; 104-at RBC Center, Raleigh, N.C.; 105-at the San Juan Shootout, San Juan, Puerto Rico; 106-at Conseco Fieldhouse, Indianapolis, Ind.; 107-at Verizon Arena (formerly Alltel Arena), North Little Rock, Ark.; 108-at the Georgia Dome, Atlanta, Ga.; 109-at Palasport Jacopucci Gymnasium, Viterbo, Italy; 110-at Domotiko Athlitko Gym, Glyfada, Greece; 111-at Tallahassee Leon County Civic Center, Tallahassee, Fla.; 112-at Lloyd Noble Center, Norman, Okla.; 113-at New Orleans Arena, New Orleans, La.; 114-at BI-LO Center/Bon Secours Wellness Arena, Greenville, S.C.; 115-at Liacouras Center, Philadelphia, Pa.; 116-at RCA Dome, Indianapolis, Ind.; 117-at Virgin Islands; 118-at Ted Constant Center, Norfolk, Va.; 119-Arena at Gwinnett Center in Duluth, Ga.; 120-at Petersen Events Center, Pittsburgh, Pa.; 121-at Dayton Arena, Dayton, Ohio; 122-at St. Pete Times Forum, Tampa, Fla.; 123-at Charleston (W.Va.) Civic Center; 124-at West Lafayette, Ind.; 125-at Chesapeake Energy Center (formerly Ford Center), Oklahoma City, Okla.; 126-AT&T Center, San Antonio, Texas; 127-FedExForum, Memphis, Tenn.; 128-Allstate Arena, Rosemont, Ill.; 129-Wells Fargo Arena, Des Moines, Iowa; 130-St. George's H.S. Gym, Freeport, Bahamas; 131-KFC Yum! Center, Louisville, Ky.; 132-Spokane Veterans Memorial Arena, Spokane, Wash.; 133-Polisportivo G. Cosaro, Montecchio Maggiore, Italy; 134-Palazzetto Dello Sport Sandro Pertini, Ponte Buggianese, Italy; 135-Arena Altero Felici, Rome, Italy; 136-Veterans Memorial Arena, Jacksonville, Fla.; 137-Wells Fargo Arena, Tempe, Ariz.; 138- Denny Sanford PREMIER Center, Sioux Falls, S.D.; 139-Hard Rock Hotel Riviera Maya, Puerto Aventuras, Mexico; 140-Gateway Christian Academy Gymnasium, Bimini, Bahamas; 141-XFINITY Center, College Park, Md.; 142-Sportlaan 58, Den Helder, Netherlands; 143-Gemeentelijke Sporthal, Laarne, Belgium; 144-Gymnase Joliot Curie, Brétigny-sur-Orge, France.

YEAR-BY-YEAR RESULTS

Prior to 1974-75, all results are based on the best available information. Known gaps in the information are marked with an asterisk. Other omissions are possible. If anyone has information that may be missing from these lists, please notify the UT Media Relations Office at (865) 974-1212.

KATHERINE WILLIAMS, CAPTAIN, (1 YEAR, 0-2)

1903 (0-2)

H- University YMCA Gym

Date	Site	W/L	Score	Opponent
3/13/1903	A	L	1-10	Maryville
4/6/1903	H	L	6-16	Maryville

JENNY MORRILL, CAPTAIN (1 YEAR, 0-2)

1904 (0-2)

Date	Site	W/L	Score	Opponent
3/5/1904	A	L	0-29	Maryville
3/12/1904	H	L	5-7	Maryville

LEO THEODORE BELLMONT (1 YEAR, 0-4)

1905 (0-4)

Date	Site	W/L	Score	Opponent
2/18/1905	A	L	8-14	Farragut School
2/25/1905	H	L	6-10	Farragut School
3/4/1905	H	L	11-24	Maryville
3/10/1905	A	L	4-20	Maryville

ESSIE POLK, CAPTAIN (1 YEAR, 0-3)

1906 (0-3)

Date	Site	W/L	Score	Opponent
1/27/1906	H	L	2-15	Farragut School
2/17/1906	A	L	5-37	Maryville
2/24/1906	H	L	3-18	Maryville

THOMAS SNODDY MYERS (1 YEAR, 1-1)

1907 (1-1)

Date	Site	W/L	Score	Opponent
2/16/1907	H	W	28-0	Central High School
2/27/1907	A	L	11-22	Maryville

WILLARD C. BURNLEY (1 YEAR, 1-2)

1908 (1-2)

Date	Site	W/L	Score	Opponent
1/18/1908	*	W	*	Central High School
2/14/1908	A	L	4-15	Farragut School
*	*	L	6-9	Maryville

ANDREW WEISENBERG (1 YEAR, 1-1-1)

1909 (1-1-1)

H- University Gym

Date	Site	W/L	Score	Opponent
1/16/1909	H	T	12-12	Tennessee School for the Deaf
2/4/1909	H	W	28-8	Central High School
2/20/1909	H	L	14-25	Maryville

HOWARD SANDBERG (1 YEAR, 0-2)

1909-10 (0-2)

Date	Site	W/L	Score	Opponent
12/16/1909	H	L	1-21	Central High School
2/12/1910	H	L	4-6	Knoxville High School
2/25/1910	A	*	*	Knoxville High School

MARY DOUGLAS AYRES (1 YEAR, 2-3)

1920 (2-3)

H-Tennessee Hall

Date	Site	W/L	Score	Opponent
1/30/1920	A	L	6-34	Maryville
2/26/1920	H	L	13-14	Carson-Newman
3/1/1920	H	L	11-23	Maryville
3/8/1920	H	W	30-1	Knoxville YWCA
3/18/1920	H	W	18-10	Martha Washington

MABEL MILLER (2 YEARS, 4-2)

1922 (1-1)

Date	Site	W/L	Score	Opponent
3/10/1922	A	W	28-19	Cumberland (Ky.)
3/11/1922	A	L	8-14	Union (Ky.)

1923 (3-1)

H-Jefferson Hall

Date	Site	W/L	Score	Opponent
2/9/1923	H	W	28-14	Cumberland (Ky.)
2/16/1923	H	W	23-7	Carson-Newman
2/23/1923	A	W	29-26	Martha Washington
2/24/1923	A	L	12-15	Sullins

FAY MORGAN (1 YEAR, 4-3)

1924 (4-3)

Date	Site	W/L	Score	Opponent
1/31/1924	H	L	16-22	East Tennessee
2/8/1924	H	W	19-4	Chattanooga
2/12/1924	H	W	24-12	Martha Washington
2/22/1924	H	L	9-29	Cincinnati
2/26/1924	A	L	23-54	Cincinnati
2/27/1924	A	W	48-24	Cumberland (Ky.)
3/4/1924	H	W	24-12	Maryville

ANN HUDDLE (2 YEARS, 12-4-1)

1925 (5-3-1)

Date	Site	W/L	Score	Opponent
1/10/1925	H	W	38-30	Carson-Newman
1/14/1925	H	W	40-10	Maryville
1/23/1925	A	W	41-19	Maryville
2/2/1925	A	T	25-25	East Tennessee
2/9/1925	A	L	16-36	Carson-Newman
2/17/1925	A	W	39-16	Chattanooga
2/18/1925	A	W	54-10	Centenary (Tenn.)
2/21/1925	H	L	18-39	Virginia State
2/24/1925	H	L	14-20	Maryville

1926 (7-1)

Date	Site	W/L	Score	Opponent
1/9/1926	H	W	45-8	Chattanooga
1/14/1926	H	W	47-12	Cumberland (Ky.)
1/25/1926	A	W	37-29	Maryville
2/5/1926	H	W	52-16	Knoxville YWCA
2/11/1926	A	W	45-15	Chattanooga
2/15/1926	A	W	37-12	Tusculum
2/20/1926	H	W	50-16	East Tenn. State
2/26/1926	H	L	27-28	Maryville

NANCY LAY (9 YEARS)

1960 to 1968

No schedules or results available

JOAN CRONAN (2 YEARS, 8-10)

1969 (8-4)

H-Alumni Gym

Date	Site	W/L	Score	Opponent
1/18/1969	A	L	46-77	Western Carolina
1/23/1969	H	W	45-43	Tennessee Tech
1/29/1969	A	W	53-49	Carson-Newman
2/1/1969	H	W	40-32	East Tennessee
2/8/1969	H	L	44-60	Western Carolina
2/13/1969	A	W	63-44	Carson-Newman
2/15/1969	N1	W	38-26	Georgia
2/15/1969	A1	W	31-29	Winthrop
2/28/1969	N2	L	50-58 (OT)	Appalachian State
3/1/1969	N2	W	43-23	Union (Ky.)
3/1/1969	N2	L	33-35 (OT)	Appalachian State
3/5/1969	H	W	70-34	Sullins
4/11-12/1969	*	**	*	Tennessee Tech Invitational

1970 (0-6)

Date	Site	W/L	Score	Opponent
1/27/1970	A	L	61-64	Belmont

YEAR-BY-YEAR RESULTS

1/28/1970	A	L	45-59	Tennessee Tech
1/31/1970	H	L	28-38	Belmont
2/6/1970	A	L	*	Western Carolina
2/7/1970	A	L	*	Appalachian State
2/11/1970	H	L	48-60	Tennessee Tech
2/14/1970	H	*	*	Western Carolina
2/20-21/1970	*	*	*	Winthrop Invitational
3/4/1970	H	*	*	Appalachian State
3/6-7/1970	*	*	*	Tennessee Tech Invitational

MARGARET HUTSON (4 YEARS, 60-19)

1971 (6-7)

H-Alumni Gym; HP-Physical Education Building

Date	Site	W/L	Score	Opponent
1/15/1971	H	(W)*	*	Middle Tennessee State
1/19/1971	*	(W)*	*	Knoxville
1/22/1971	A	L	26-43	Western Carolina
1/29/1971	H	W	56-29	Milligan
2/4/1971	A	L	52-60	Chattanooga
2/9/1971	H	W	46-33	Carson-Newman
2/12/1971	A	L	56-62	East Tennessee
2/20/1971	A		31-58	Winthrop
2/23/1971	H	*	*	Carson-Newman
TCWSF EASTERN DISTRICT CHAMPIONSHIPS (2nd), Knoxville, Tenn.				
2/26/1971	HP	L	47-53	Chattanooga
2/26/1971	HP	W	52-37	Carson-Newman
2/27/1971	HP	W	*	Milligan
2/27/1971	HP	W	54-45	East Tennessee
TCWSF CHAMPIONSHIPS (5th), Memphis, Tenn.				
3/4/1971	N3	L	26-39	Tennessee-Martin
3/5/1971	N3	L	22-46	Chattanooga

(W) - One of these games was a UT victory; the other was not played.

1972 (13-5)

H-Physical Education Building

Date	Site	W/L	Score	Opponent
1/15/1972	H	W	55-45	Middle Tennessee State
1/20/1972	H	W	35-29	Maryville All-Stars
1/25/1972	H	W	51-45	Carson-Newman
1/28/1972	A	W	72-26	Milligan
2/4/1972	H	W	78-56	East Tenn. State
2/8/1972	A	W	58-48	Chattanooga
2/12/1972	H	W	52-35	Cumberland (Tenn.)
2/15/1972	A	W	71-41	Carson-Newman
2/18/1972	N1	W	44-30	South Carolina
2/19/1972	N1	W	48-44	Western Carolina
2/19/1972	N1	L	36-51	North Carolina-Greensboro
2/22/1972	H	L	43-54	Western Carolina
TCWSF EASTERN DISTRICT CHAMPIONSHIPS (2nd), Knoxville, Tenn.				
2/25/1972	H	W	45-39	Carson-Newman
2/26/1972	H	L	49-50	Chattanooga
2/26/1972	H	W	56-53	Chattanooga
TCWSF CHAMPIONSHIPS (5th), Knoxville, Tenn.				
3/2/1972	H	W	47-39	Middle Tennessee State
3/3/1972	H	L	52-56	Chattanooga
3/3/1972	H	L	42-53	Tennessee-Martin

1973 (16-5)

TCWSF Eastern District Champions
H-Alumni Gym; HP-Physical Education Building

Date	Site	W/L	Score	Opponent
1/10/1973	H	W	64-25	Cumberland (Ky.)
1/13/1973	H	W	49-39	Marshall
1/17/1973	A	W	43-42	Middle Tennessee State
1/26/1973	H	L	55-58	Chattanooga
1/31/1973	H	W	72-50	Maryville
2/6/1973	A	W	54-44	East Tenn. State
2/9/1973	H	W	58-27	Milligan
2/10/1973	HP	W	53-42	Eastern Kentucky
2/16/1973	N1	W	71-43	Furman
2/17/1973	N1	L	57-67	Appalachian State
2/20/1973	A	W	48-46	Western Carolina
TCWSF EASTERN DISTRICT CHAMPIONSHIPS (1st), Johnson City, Tn.				
2/23/1973	N4	W	69-57	Maryville
2/24/1973	N4	W	56-50	Carson-Newman
2/24/1973	N4	W	55-51	Chattanooga
TCWSF CHAMPIONSHIPS (2nd), Maryville, Tenn.				
3/2/1973	N5	W	58-43	Middle Tennessee State
3/2/1973	N5	W	59-57 (OT)	Tennessee-Martin
3/3/1973	N5	L	45-48	Tennessee Tech
3/3/1973	N5	W	61-57 (OT)	Tennessee-Martin
AIAW REGION II CHAMPIONSHIPS (4th), Lexington, Ky.				
3/9/1973	N6	W	61-43	Longwood
3/10/1973	N6	L	54-59	South Carolina
3/10/1973	N6	L	49-61	Tennessee Tech

1974 (25-2)

TCWSF Eastern District Champions
H-Alumni Gym HP-Physical Education Building

Date	Site	W/L	Score	Opponent
1/9/1974	H	W	44-40	Marshall
1/11/1974	HP7	W	64-29	Maryville
1/12/1974	H7	W	66-42	Austin Peay
1/12/1974	H7	W	55-41	Carson-Newman
1/15/1974	H	W	51-41	Eastern Kentucky
1/18/1974	H	W	53-39	St. Mary's Nursing
1/22/1974	A	W	57-25	Carson-Newman
1/25/1974	H	W	63-51	Belmont
1/28/1974	N8	W	61-31	Hiwassee JC
2/1/1974	H	W	77-33	Middle Tennessee St.
2/5/1974	H	W	64-35	Maryville
2/9/1974	A	W	65-51	Tennessee Tech
2/11/1974	H	W	55-36	East Tenn. State
2/15/1974	N1	W	68-39	Furman
2/16/1974	N1	W	72-45	South Carolina
2/16/1974	A1	W	60-45	Winthrop
2/19/1974	H	W	72-45	Western Carolina
TCWSF EASTERN DISTRICT CHAMPIONSHIPS (1st), Jefferson City, Tn.				
2/22/1974	A9	W	59-41	Carson-Newman
2/23/1974	N9	W	54-41	East Tenn. State
TCWSF CHAMPIONSHIPS (2nd), Cookeville, Tenn.				
2/28/1974	N10	W	55-35	Austin Peay
3/1/1974	N10	W	57-50	Memphis State
3/2/1974	N10	W	52-41	Memphis State
3/2/1974	A10	L	51-54 (OT)	Tennessee Tech
AIAW REGION II CHAMPIONSHIPS (3rd), Harrisonburg, Va.				
3/8/1974	A11	W	74-43	James Madison
3/8/1974	N11	W	68-47	Roanoke
3/9/1974	N11	W	66-51	Western Carolina
3/9/1974	N11	L	53-55	Winthrop

PAT HEAD SUMMITT (38 YEARS, 1,098-208)

1974-75 (16-8)

TCWSF Eastern District Champions
H-Alumni Gym

Date	Site	W/L	Score	Opponent
12/7/1974	H	L	83-84	Mercer
1/10/1975	H	W	69-32	Middle Tennessee St.
1/11/1975	H	W	109-74	Shorter
1/18/1975	H	W	80-36	East Tenn. State
1/22/1975	A	W	69-66	Western Carolina
1/25/1975	N4	W	77-73	Chattanooga
1/25/1975	A	W	85-72	East Tenn. State
1/27/1975	A	L	73-96	Tennessee Tech
1/31/1975	H	W	87-54	Mars Hill
2/4/1975	H	L	74-76	Tennessee Tech
2/7/1975	A	W	92-76	Tennessee-Martin
2/8/1975	A	L	67-80	Union (Tenn.)
2/14/1975	N1	W	94-69	Appalachian State
2/14/1975	N1	L	82-86	Western Carolina
2/15/1975	N1	W	78-66	Anderson JC
2/15/1975	N1	W	82-81	East Carolina
2/18/1975	A	L	80-102	Belmont
TCWSF EASTERN DISTRICT CHAMPIONSHIPS (1st), Knoxville, Tenn.				
2/21/1975	H	W	97-41	East Tenn. State
2/22/1975	H	W	90-78	Chattanooga

YEAR-BY-YEAR RESULTS

(Regular Season Contest)

2/25/1975	A	W	100-70	Eastern Kentucky
TCWSF CHAMPIONSHIPS (4th), Jackson, Tenn.				
2/27/1975	N12	L	90-95	Union (Tenn.)
2/28/1975	N12	W	74-73	Carson-Newman
2/28/1975	N12	W	112-88	Chattanooga
3/1/1975	N12	L	93-94	Union (Tenn.)

1975-76 (16-11)

Date	Site	W/L	Score	Opponent
12/3/1975	H	W	62-44	Western Carolina
12/10/1975	H	W	77-50	Tennessee-Martin
1/10/1976	H	L	68-70	Edinboro
1/14/1976	A	L	72-77	Western Carolina
1/16/1976	A	W	65-53	Austin Peay
1/17/1976	A	L	45-77	Belmont
1/18/1976	A	W	96-27	Vanderbilt
1/19/1976	H	W	82-57	Walters State CC
1/23/1976	A13	W	74-51	Tennessee Tech JV
1/24/1976	N13	W	70-67	Kentucky
1/24/1976	A13	L	61-83	Tennessee Tech
1/29/1976	H	W	114-51	Chattanooga State
1/31/1976	H	W	96-62	Chattanooga
2/6/1976	H	L	84-89 (OT)	Tennessee Tech
2/11/1976	H	L	68-89	Eastern Kentucky
2/12/1976	N1	W	73-50	Furman
2/13/1976	N1	L	79-81 (OT)	UNC-Greensboro
2/17/1976	H	L	71-79	Belmont
2/21/1976	H	W	90-42	Cumberland (Tenn.)
2/28/1976	A	W	67-66	Chattanooga
TCWSF CHAMPIONSHIPS (2nd), Milligan College and ETSU				
3/3/1976	A	W	112-43	Milligan
3/4/1976	N4	L	76-91	Tennessee Tech
3/5/1976	N4	W	77-62	Tennessee-Martin
3/6/1976	N4	W	71-69 (OT)	Memphis State
3/6/1976	N4	W	73-70	Middle Tennessee St.
AIAW REGION II CHAMPIONSHIPS (6th), Cullowhee, N.C.				
3/11/1976	N14	L	71-88	Appalachian State
3/12/1976	N14	L	85-86	NC State

* The Associated Press poll began began as a top 20 prior to the 1976-77 season

1976-77 (28-5)

Final AP Ranking 5th
AIAW Region II Champions
H-Stokely Athletics Center; HG-Alumni Gym

Date	AP Rk	Site	W/L	Score	Opponent
11/13/1976		H	W	107-53	Kentucky
11/30/1976		HG	W	78-63	Belmont
12/17/1976	19/nr	N15	W	87-61	Clemson
12/17/1976	19/1	N15	L	63-74	Delta State
12/18/1976	19/nr	N15	W	89-60	Miss. Gulf Coast JC
12/18/1976	19/nr	N15	W	67-57	Ohio State
1/6/1977	16/nr	HG	W	114-39	Marshall
1/7/1977	16/18	A	W	82-57	Kentucky
1/14/1977	13/nr	HG	W	82-62	Western Carolina
1/17/1977	13/nr	A	W	58-56	Mississippi
1/22/1977	12/nr	H	W	83-57	Alabama
1/24/1977	12/nr	H	W	100-57	East Tenn. State
1/28/1977	10/nr	A	L	59-60	Belmont
1/29/1977	10/15	A	W	81-72	Memphis State
2/3/1977	12/nr	A	W	102-46	East Tenn. State
2/7/1977	12/6	A	L	65-70	Tennessee Tech
2/12/1977	12/nr	A	W	84-70	Eastern Kentucky
2/14/1977	12/nr	H	W	74-63	Mississippi
2/17/1977	12/nr	N1	W	85-48	Western Carolina
2/18/1977	12/nr	N1	W	82-65	Appalachian State
2/18/1977	12/nr	N1	W	91-70	Charleston
2/19/1977	12/nr	N1	W	77-50	Anderson JC
2/25/1977	12/6	H	W	80-67	Tennessee Tech
TCWSF CHAMPIONSHIPS (2nd), Cookeville, Tenn.					
3/3/1977	12/nr	N10	W	87-66	Middle Tennessee St.
3/4/1977	12/6	A10	L	70-76	Tennessee Tech
3/5/1977	12/18	N10	W	82-72	Memphis State
AIAW REGION II CHAMPIONSHIPS (1st), Memphis, Tenn.					
3/10/1977	10/nr	N3	W	84-46	Clemson
3/11/1977	10/12	N3	W	61-60	Old Dominion
3/12/1977	10/7	N3	W	72-59	Tennessee Tech
AIAW CHAMPIONSHIPS (3rd), Minneapolis, Minn.					
3/23/1977	5/17	N16	W	76-62	Michigan State
3/24/1977	5/20	N16	W	81-69	Kansas State
3/25/1977	5/1	N16	L	58-62	Delta State
3/26/1977	5/2	N16	W	91-71	Immaculata

1977-78 (27-4)

Final AP Ranking 1st
TCWSF Champions
AIAW Region II Champions
H-Stokely Athletics Center

Date	AP Rk	Site	W/L	Score	Opponent
11/23/1977	1/nr	H	W	100-33	Miami (Ohio)
11/28/1977	1/nr	H	W	88-70	Clemson
12/2/1977	1/7	N17	L	80-87	Montclair State
12/3/1977	1/11	N17	W	65-60	Tennessee Tech
12/12/1977	5/18	H	W	89-56	Ohio State
12/15/1977	5/nr	N15	W	83-35	Miss. Gulf Coast JC
12/16/1977	5/nr	N15	W	83-55	Pittsburgh
12/16/1977	5/nr	N15	W	79-64	Tennessee Tech
12/17/1977	5/2	N15	W	72-63	Louisiana State
1/2/1978	3/5	H	W	70-65	NC State
1/5/1978	3/2	H	W	94-74	Delta State
1/7/1978	3/nr	A	W	65-61	Mississippi
1/9/1978	3/4	A	L	62-72	Louisiana State
1/14/1978	2/18	H	W	101-83	Missouri
1/17/1978	2/nr	A	W	87-79	MTSU
1/18/1978	3/nr	A	W	82-81 (OT)	Tennessee Tech
1/28/1978	3/nr	A	W	92-90 (2OT)	Kentucky
2/4/1978	3/nr	H	W	87-79	Mississippi
2/6/1978	3/1	H	W	86-68	Louisiana State
2/11/1978	3/nr	A	W	72-53	Alabama
2/17/1978	1/15	H18	W	89-77	Memphis State
2/18/1978	1/nr	H18	W	80-64	Tennessee Tech
2/22/1978	1/nr	H	W	90-67	Eastern Kentucky
2/25/1978	1/nr	H	W	99-66	Kentucky
TCWSF CHAMPIONSHIPS (1st), Martin, Tenn.					
3/3/1978	1/13	N19	W	87-76	Memphis State
3/4/1978	1/nr	N19	W	92-73	Tennessee Tech
AIAW REGION II CHAMPIONSHIPS (1st), Chapel Hill, N.C.					
3/9/1978	1/nr	A20	W	92-66	North Carolina
3/10/1978	1/nr	N20	W	76-60	Kentucky
3/11/1978	1/5	N20	W	64-62	NC State
AIAW SOUTH SATELLITE TOURNAMENT (4th), Cleveland, Miss.					
3/17/1978	1/6	N21	L	69-75	Maryland
3/18/1978	1/8	N21	L	80-83	Valdosta State

1978-79 (30-9)

Final AP Ranking 3rd
TCWSF Champions

Date	AP Rk	Site	W/L	Score	Opponent
11/27/1978	1/nr	A	W	91-67	Eastern Kentucky
11/29/1978	1/nr	A	W	75-66	Clemson
12/5/1978	1/nr	H	W	87-63	Middle Tennessee St.
12/8/1978	1/10	N22	W	84-60	Texas
12/9/1978	1/19	A22	W	74-61	Missouri
12/12/1978	1/nr	H	W	88-74	Ohio State
12/14/1978	1/nr	N15	W	69-59	Ohio State
12/15/1978	1/5	N15	L	60-69	Stephen F. Austin
12/16/1978	1/16	N15	L	56-64	Louisiana Tech
12/28/1978	5/7	N23	W	67-63	Delta State
12/29/1978	5/4	N23	L	79-85	Maryland
12/30/1978	5/11	N23	W	74-72	Penn State
1/3/1979	5/nr	A	W	82-59	East Tenn. State
1/5/1979	5/4	H	W	88-74	UCLA
1/9/1979	4/7	A	W	85-73	Delta State
1/13/1979	4/8	A	W	79-66	NC State

YEAR-BY-YEAR RESULTS

1/15/1979	4/nr	H	W	62-54	South Carolina
1/17/1979	4/nr	H	W	85-52	Alabama
1/20/1979	4/nr	A	L	64-66	Kentucky
1/24/1979	7/17	A	L	80-85 (OT)	Louisiana State
1/27/1979	7/14	H	W	93-73	Valdosta State
1/29/1979	7/17	H	W	92-48	Louisiana State
2/3/1979	8/nr	H	W	95-57	North Carolina
2/6/1979	6/15	H	W	73-57	Delta State
2/10/1979	6/1	A	L	56-71	Old Dominion
2/12/1979	6/nr	H	W	124-60	Tennessee-Martin
2/15/1979	6/nr	H	W	80-75	Tennessee Tech
2/17/1979	6/nr	H	W	89-51	Kentucky
2/24/1979	6/17	A	L	75-79	Memphis State
TCWSF CHAMPIONSHIPS (1st), Knoxville, Tenn.					
3/1/1979	8/nr	H	W	94-53	Belmont
3/2/1979	8/nr	H	W	96-51	Tennessee-Martin
3/3/1979	8/nr	H	W	85-60	Tennessee Tech
AIAW REGION II CHAMPIONSHIPS (2nd), Knoxville, Tenn.					
3/8/1979	8/nr	H	W	89-61	Clemson
3/9/1979	8/15	H	W	76-64	South Carolina
3/10/1979	8/1	H	L	72-74	Old Dominion
AIAW EAST SATELLITE TOURNAMENT (1st), Bronx, N.Y.					
3/16/1979	6/3	N24	W	79-69	Rutgers
3/17/1979	6/nr	A24	W	76-54	Fordham
AIAW CHAMPIONSHIPS (3rd), Greensboro, N.C.					
3/23/1979	3/2	N25	L	84-102	Louisiana Tech
3/25/1979	3/6	N25	W	104-86	UCLA

1979-80 (33-5)

Final AP Ranking 2nd
SEC Champions
TCWSF Champions

Date	AP Rk	Site	W/L	Score	Opponent
11/21/1979		A	W	77-53	Vanderbilt
11/26/1979	4/nr	A	W	63-48	Middle Tennessee St.
11/29/1979		H	L-ex	59-102	Soviet National Tm.
12/1/1979	4/nr	A	W	66-55	North Carolina
12/7/1979	4/2	H	W	73-71	Louisiana Tech
12/13/1979	3/11	A	W	80-77	UCLA
12/15/1979	3/nr	A	W	81-70	San Jose State
12/16/1979	3/nr	A	W	88-57	Fullerton State
12/18/1979	3/8	N26	L	68-71	Long Beach State
12/19/1979	3/15	A26	W	84-64	Nevada-Las Vegas
1/4/1980	5/8	H	W	67-58	NC State
1/7/1980	5/nr	H	W	82-42	Nebraska
1/10/1980	5/nr	A	W	88-68	Alabama
1/12/1980	5/nr	A	W	72-65	Valdosta State
1/14/1980	5/2	H	W	79-69	Stephen F. Austin
1/18/1980	5/nr	A	W	73-53	Chattanooga
1/21/1980	5/nr	H	W	86-48	Memphis State
1/23/1980	4/8	A	L	52-56	South Carolina
1/26/1980	4/2	H	L	54-61	Old Dominion
1/28/1980	4/nr	H	W	96-73	Louisiana State
1/31/1980	6/nr	A	W	72-56	Ohio State
2/2/1980	6/17	A	W	91-83 (OT)	Kentucky
2/5/1980	5/nr	H	W	90-48	East Tenn. State
SEC TOURNAMENT (1st), Knoxville, Tenn.					
2/8/1980	5/nr	H	W	118-44	Florida
2/9/1980	5/nr	H	W	72-61	Auburn
2/10/1980	5/nr	H	W	85-71	Mississippi
(Regular Season Contests)					
2/12/1980	4/nr	A	W	68-66	Tennessee Tech
2/16/1980	4/nr	A	W	69-55	Tennessee-Martin
2/18/1980	4/16	H	W	89-72	Clemson
TCWSF CHAMPIONSHIPS (1st), Cookeville, Tenn.					
2/28/1980	4/nr	N10	W	81-35	Tennessee-Martin
2/29/1980	4/nr	N10	W	71-63	Chattanooga
3/1/1980	4/20	A10	W	83-66	Tennessee Tech
AIAW REGION II CHAMPIONSHIPS (2nd), Knoxville, Tn.,/Columbia, S.C.					
3/5/1980	3/16	H	W	95-79	Clemson
3/7/1980	3/7	A27	W	67-54	South Carolina
3/8/1980	3/1	N27	L	67-68	Old Dominion
AIAW SOUTH SATELLITE TOURNAMENT (1st), Knoxville, Tenn.					
3/15/1980	2/14	H	W	84-64	Kansas State
3/18/1980	2/6	H	W	93-76	Maryland
AIAW CHAMPIONSHIPS (2nd), Mount Pleasant, Mich.					
3/21/1980	2/4	N28	W	75-72	South Carolina
3/23/1980	2/1	N28	L	53-68	Old Dominion

1980-81 (25-6)

Final AP Ranking 2nd
TCWSF Champions
AIAW Region II Champions

Date	AP Rk	Site	W/L	Score	Opponent
11/28/1980	3/nr	N29	W	74-62	Alabama
11/29/1980	3/nr	N29	W	99-84	Valdosta State
12/2/1980		H	W-ex	76-49	Polish National Tm.
12/4/1980	3/nr	H	W	90-56	Chattanooga
12/10/1980	3/nr	A	W	88-73	Louisiana State
12/13/1980	3/17	A	L	68-72	Stephen F. Austin
12/15/1980	3/1	A	L	53-77	Louisiana Tech
12/17/1980	6/nr	N30	W	73-68 (OT)	Georgia
1/3/1981	7/8	H	L	62-65	UCLA
1/10/1981	9/nr	H	W	64-52	Illinois State
1/12/1981	9/10	H	W	65-54	South Carolina
1/15/1981	7/14	A	W	93-91 (OT)	Maryland
1/17/1981	7/nr	A	W	81-66	East Tenn. State
1/21/1981	7/nr	A	L	64-72	Clemson
1/26/1981	7/nr	H	W	76-72	North Carolina
SEC TOURNAMENT (5th), Baton Rouge, La.					
1/30/1981	10/nr	N31	L	71-77	Alabama
(Regular Season Contests)					
2/2/1981	10/8	H	W	78-71	USC
2/6/1981	11/10	H	W	81-65	Kentucky
2/8/1981	11/nr	H	W	68-54	Alabama
2/12/1981	7/nr	H	W	69-63	Tennessee Tech
2/16/1981	7/2	A	W	76-70	Old Dominion
2/21/1981	7/15	A	W	72-63	NC State
TCWSF CHAMPIONSHIPS (1st), Memphis, Tenn.					
2/26/1981	4/nr	N3	W	71-41	Tennessee-Martin
2/27/1981	4/nr	N3	W	66-47	Middle Tennessee State
2/28/1981	4/nr	N3	W	75-48	East Tenn. State
AIAW REGION II CHAMPIONSHIPS (1st), Knoxville, Tenn. / Norfolk, Va.					
3/10/1981	3/nr	H	W	81-54	Virginia
3/13/1981	3/10	N32	W	58-49	Kentucky
3/14/1981	3/6	A32	W	65-64	Old Dominion
AIAW NATIONAL PLAYOFFS, Knoxville, Tenn.					
3/21/1981	2/nr	H	W	78-63	Illinois State
3/24/1981	2/9	H	W	79-67	Maryland
AIAW CHAMPIONSHIPS (2nd), Eugene, Ore.					
3/27/1981	2/3	N33	W	68-65	Old Dominion
3/29/1981	2/1	N33	L	59-79	Louisiana Tech

1981-82 (22-10)

Final AP Ranking 4th
NCAA Mideast Regional Champions

Date	AP Rk	Site	W/L	Score	Opponent
11/22/1981	2/18	H	L	74-80	Stephen F. Austin
11/28/1981	2/nr	A	W	85-73	Florida
12/2/1981	7/2	A	L	54-66	Old Dominion
12/6/1981	10/nr	H	W	99-77	Vanderbilt
12/8/1981	10/nr	A	L	60-78	Colorado
12/9/1981	10/4	A	L	70-86	USC
12/13/1981	14/17	A	W	71-66	UCLA
12/16/1981	14/nr	N34	W	55-46	Washington State
12/17/1981	14/nr	N34	L	82-83(2OT)	Ohio State
12/18/1981	14/nr	N34	W	73-62	Oregon State
1/4/1982	20/nr	A	W	80-63	Vanderbilt
1/7/1982	20/nr	H	W	83-68	Kansas State
1/10/1982	nr/1	H	L	64-72	Louisiana Tech
1/17/1982	nr/13	A	L	63-66	Georgia
1/21/1982	nr/nr	H	W	91-60	Clemson
1/23/1982	nr/3	A	L	57-68	Rutgers
1/25/1982	nr/12	A	W	87-81	South Carolina
1/28/1982	nr/8	H	W	81-75	Kentucky
1/30/1982	nr/nr	A	W	76-62	North Carolina

YEAR-BY-YEAR RESULTS

2/1/1982	nr/nr	H	W	83-67	Florida
2/7/1982	20/14	H	W	98-74	Penn State
2/11/1982	20/15	H	W	65-52	Georgia
2/14/1982	13/4	H	W	62-58	Old Dominion
2/18/1982	13/14	A	W	65-61	Kentucky
2/20/1982	13/9	H	W	70-62	Maryland
SEC TOURNAMENT (2nd), Lexington, Ky.					
2/26/1982	8/nr	N6	W	80-75	Vanderbilt
2/27/1982	8/18	N6	W	55-44	Georgia
2/28/1982	11/13	A6	L	74-80	Kentucky
NCAA FIRST ROUND, Knoxville, Tenn.					
3/13/1982	10/nr	H	W	72-56	Jackson State
NCAA MIDEAST REGIONAL CHAMPIONSHIPS (1st), Knoxville, Tenn.					
3/19/1982	8/15	H	W	78-63	Memphis State
3/21/1982	8/5	H	W	91-90 (OT)	USC
NCAA FINAL FOUR (3rd), Norfolk, Va.					
3/26/1982	8/1	N35	L	46-69	Louisiana Tech

1982-83 (25-8, 7-1 SEC, 1st East)

Final AP Ranking 10th

Date	AP Rk	Site	W/L	Score	Opponent
11/22/1982	4/nr	H	W	93-70	West Virginia
11/24/1982	4/nr	H	W	108-65	North Carolina
11/30/1982	4/3	H	L	72-78 (OT)	Old Dominion
12/3/1982	4/nr	N36	W	69-56	St. John's
12/4/1982	4/13	N36	W	84-62	South Carolina
12/6/1982	5/1	H	L	71-81	USC
12/9/1982	5/10	A	L	59-74	Texas
12/11/1982	5/nr	A	W	76-67	Stephen F. Austin
12/14/1982	9/2	A	L	64-80	Louisiana Tech
12/17/1982	9/nr	A	W	83-73	Louisiana State
1/2/1983	12/nr	H	W	78-66	Alabama-Birmingham
1/4/1983	12/nr	A	W	56-47	Virginia Tech
1/8/1983	12/15	A	W	69-67	Mississippi
1/12/1983	11/nr	H	W	98-70	Vanderbilt
1/16/1983	8/9	A	W	74-54	Georgia
1/19/1983	8/16	H	W	81-61	Rutgers
1/23/1983	8/nr	A	W	94-62	Florida
1/28/1983	8/nr	A	W	73-60	Pittsburgh
1/30/1983	8/19	A	W	75-60	Penn State
2/2/1983	8/nr	H	W	70-69	Florida
2/6/1983	6/19	H	W	91-78	NC State
2/9/1983	6/4	A	W	95-85	Kentucky
2/12/1983	6/10	H	W	73-59	Georgia
2/14/1983	4/9	A	L	66-90	Old Dominion
2/16/1983	4/nr	H	W	87-67	South Carolina
2/19/1983	4/nr	A	W	94-79	Vanderbilt
2/27/1983	8/6	H	L	69-81	Kentucky
SEC TOURNAMENT (3rd), Knoxville, Tenn.					
3/4/1983	8/nr	H	W	91-73	Alabama
3/5/1983	8/12	H	L	65-71	Georgia
3/6/1983	10/15	H	W	83-75	Auburn
NCAA FIRST ROUND, Knoxville, Tenn.					
3/19/1983	9/nr	H	W	86-51	South Carolina State
NCAA MIDEAST REGIONAL CHAMPIONSHIPS (2nd), Notre Dame, Ind.					
3/25/1983	9/13	N37	W	90-83 (3OT)	Mississippi
3/27/1983	9/8	N37	L	63-67	Georgia

1983-84 (23-10, 7-1 SEC, 1st East)

Final AP Ranking 15th
NCAA Mideast Regional Champions

Date	AP Rk	Site	W/L	Score	Opponent
11/13/1983		H	W-ex	94-80	Hungarian National Tm.
11/19/1983	5/nr	N38	W	52-47	West Virginia
11/22/1983	5/nr	H	W	85-69	South Carolina State
11/25/1983	5/nr	A39	W	71-56	Notre Dame
11/26/1983	5/1	N39	L	64-78	USC
11/29/1983	5/11	H	W	67-63	Old Dominion
12/1/1983	5/4	H	L	65-66	Texas
12/4/1983	7/nr	H	W	54-50	Minnesota
12/8/1983	7/1	A	L	66-81	USC
12/10/1983	7/nr	A	W	73-70	UCLA
12/13/1983	9/5	A	L	51-56	Long Beach State
1/2/1984	11/nr	A	W	75-59	North Carolina
1/4/1984	11/nr	H	W	88-64	Pittsburgh
1/8/1984	8/nr	A	W	78-70	Florida
1/10/1984	8/nr	H	W	77-63	Virginia Tech
1/14/1984	8/16	A	L	59-65	NC State
1/18/1984	12/1	H	L	63-81	Louisiana Tech
1/22/1984	11/4	H	W	64-59	Georgia
1/25/1984	11/nr	A	W	75-63	Kentucky
1/29/1984	9/nr	H	W	68-65	Penn State
1/31/1984	9/nr	H	W	69-49	Florida
2/3/1984	9/8	H	W	82-80	Louisiana State
2/5/1984	7/nr	A	W	82-73	Vanderbilt
2/8/1984	7/nr	A	W	71-66	South Carolina
2/12/1984	6/nr	H	W	67-65	Kentucky
2/15/1984	6/7	H	L	65-67	Mississippi
2/19/1984	10/4	A	L	65-84	Georgia
2/26/1984	10/nr	H	W	74-72	Vanderbilt
SEC TOURNAMENT (5th), Athens, Ga.					
3/3/1984	10/17	N40	L	66-85	Alabama
NCAA FIRST ROUND, Knoxville, Tenn.					
3/17/1984	15/nr	H	W	70-52	Middle Tennessee St.
NCAA MIDEAST REGIONAL CHAMPIONSHIPS (1st), Knoxville, Tenn.					
3/23/1984	15/12	H	W	65-58	Alabama
3/25/1984	15/3	H	W	73-61	Georgia
NCAA FINAL FOUR (2nd), Los Angeles, Calif.					
3/30/1984	15/9	N41	W	82-73	Cheyney
4/1/1984	15/5	N41	L	61-72	USC

* The USA Today/ESPN poll began began as a top 25 on Jan. 23, 1985.

1984-85 (22-10, 4-4 SEC, 2nd East)

Final AP Ranking 13th
Final ESPN Ranking 13th
SEC Champions

Date	AP Rk	ESPN Rk	Site	W/L	Score	Opponent
11/19/1984	14/nr		N42	W	56-54	S. Illinois
11/20/1984	14/nr		A42	W	70-62	W. Kentucky
11/24/1984	14/nr		H	W	62-57	Notre Dame
11/26/1984	12/nr		H	L	69-72	Cincinnati
11/30/1984	12/nr		N43	L	53-68	NE Louisiana
12/1/1984	12/nr		N43	W	77-58	Nebraska
12/5/1984	16/nr		H	W	78-54	Chattanooga
12/7/1984	16/nr		H	W	84-70	N. Carolina
12/9/1984	15/3		A	L	72-78	Georgia
12/11/1984	15/2		A	L	60-91	Texas
12/13/1984	15/7		A	L	57-73	La. Tech
1/6/1985	nr/nr		H	W	72-57	UCLA
1/8/1985	nr/6		H	W	71-60	USC
1/12/1985	nr/nr		H	W	61-59	West Virginia
1/16/1985	nr/nr		A	L	77-84	Vanderbilt
1/19/1985	nr/17		H	W	72-57	NC State
1/21/1985	nr/nr		H	W	69-61	Florida
1/23/1985	nr/15	18/14	H	L	72-76 (OT)	Kentucky
1/25/1985	nr/1	18/1	A	W	67-64	Old Dominion
1/27/1985	nr/12	18/10	A	L	74-79	Penn State
2/2/1985	nr/5	20/5	H	L	56-72	Georgia
2/8/1985	nr/nr	24/nr	A	W	67-56	Florida State
2/10/1985	nr/nr	24/25	A	W	83-74	Florida
2/13/1985	nr/19	24/16	A	W	77-66	Kentucky
2/16/1985	nr/nr	23/10	H	W	82-71	Vanderbilt
2/18/1985	20/nr	24/nr	H	W	66-58	South Carolina
2/20/1985	20/11	23/10	H	W	77-72	W. Kentucky
SEC TOURNAMENT (1st), Knoxville Tenn., / Oxford, Miss.						
2/27/1985	18/nr	24/nr	H	W	85-78	Louisiana St.
3/3/1985	15/6	24/3	A44	W	79-71	Mississippi
3/4/1985	15/9	24/10	N44	W	63-60	Auburn
NCAA FIRST ROUND, Knoxville, Tenn.						
3/16/1985	13/nr	15/21	H	W	65-55	Virginia
NCAA MIDEAST REGIONAL CHAMP. (3rd), Bowling Green, Ky.						
3/22/1985	13/6	13/7	N45	L	60-63	Mississippi

YEAR-BY-YEAR RESULTS

1985-86 (24-10, 5-4 SEC, 5th)

Final AP Ranking 15th
Final ESPN Ranking 5th
NCAA Mideast Regional Champions

Date	AP Rk	ESPN Rk	Site	W/L	Score	Opponent
11/19/1985			H	W-ex	82-57	Marathon Oil
11/24/1985	9/nr	11/nr	H	W	74-56	East Carolina
11/27/1985	9/nr	11/nr	H	W	71-57	Illinois
12/1/1985	11/1	11/1	H	L	52-74	Texas
12/6/1985	11/nr	14/nr	N46	W	68-56	Kansas St.
12/7/1985	11/nr	14/nr	N46	W	75-69	E. Illinois
12/9/1985	11/nr	14/nr	A	W	71-63	Notre Dame
12/13/1985	11/4	15/3	A	L	77-85	USC
12/15/1985	13/nr	15/nr	A	W	68-64	UCLA
12/18/1985	13/nr	14/nr	N47	W	81-63	Toledo
12/20/1985	13/nr	14/nr	A	W	130-38	Hawaii Pacific
1/4/1986	11/nr	13/nr	A	W	74-58	West Virginia
1/6/1986	11/nr	13/nr	A	W	70-54	South Carolina
1/8/1986	11/nr	12/nr	H	W	98-39	East Tenn. St.
1/11/1986	11/19	12/16	A	L	68-82	North Carolina
1/13/1986	12/17	12/17	A	W	67-65	NC State
1/18/1986	12/nr	13/nr	H	W	89-71	Alabama
1/20/1986	11/8	13/10	H	W	60-50	Louisiana St.
1/24/1986	11/nr	11/24	A	L	82-96	Kentucky
1/26/1986	11/nr	11/nr	H	W	89-43	Florida State
1/29/1986	11/2	15/2	A	L	74-84	Georgia
2/2/1986	10/nr	15/nr	H	W	82-60	Florida
2/5/1986	10/8	12/8	A	L	54-68	Mississippi
2/8/1986	10/11	12/13	H	L	60-66	Auburn
2/10/1986	14/3	12/5	H	L	56-59	La. Tech
2/15/1986	14/nr	14/24	H	W	94-81	Vanderbilt
2/17/1986	15/nr	14/nr	H	W	114-63	Tennessee St.
2/20/1986	15/nr	12/nr	H	W	79-68	Old Dominion
2/22/1986	15/nr	12/nr	A	W	72-51	Mississippi St.
2/24/1986	14/nr	12/nr	A	W	94-79	Memphis St.
SEC TOURNAMENT (5th), Athens, Ga.						
3/1/1986	14/12	14/11	N40	L	78-83	Mississippi
NCAA FIRST ROUND, Knoxville, Tenn.						
3/16/1986	15/14	16/14	H	W	73-68	Iowa
NCAA MIDEAST REGIONAL CHAMPIONSHIPS (1st), Iowa City, Iowa						
3/20/1986	15/2	5/4	N48	W	85-82	Georgia
3/22/1986	15/9	5/8	N48	W	67-65	Louisiana St.
NCAA FINAL FOUR (3rd), Lexington, Ky.						
3/28/1986	15/3	5/2	N6	L	59-83	USC

1986-87 (28-6, 6-3 SEC, 4th)

Final AP Ranking 7th
Final ESPN Ranking 1st
NCAA Mideast Regional Champions
NCAA NATIONAL CHAMPIONS

Date	AP Rk	ESPN Rk	Site	W/L	Score	Opponent
11/29/1986	3/nr	3/nr	N49	W	86-70	Providence
11/30/1986	3/8	3/9	A49	W	74-56	Iowa
12/4/1986	3/nr	3/nr	H	W	66-40	Dayton
12/6/1986	3/20	3/20	H	W	86-65	NC State
12/14/1986	3/1	3/1	A	W	85-78	Texas
12/20/1986	1/nr	1/nr	H	W	81-58	UCLA
12/27/1986	1/nr	1/21	N50	W	76-66	St. Joseph's
12/28/1986	1/7	1/7	N50	W	89-75	USC
12/29/1986	1/2	1/2	N50	L	74-88	Texas
1/4/1987	1/nr	1/22	H	W	87-68	North Carolina
1/7/1987	2/nr	2/nr	A	W	99-90	Old Dominion
1/11/1987	2/nr	2/nr	H	W	76-64	Kentucky
1/14/1987	2/3	2/3	A	L	69-75	Auburn
1/17/1987	2/nr	2/nr	A	W	90-72	Florida
1/20/1987	3/nr	3/nr	A	W	74-71	Northwestern
1/24/1987	3/12	3/13	H	W	78-72	Georgia
1/28/1987	3/nr	3/nr	H	W	91-81	Memphis St.
1/31/1987	3/8	3/8	H	L	65-69	Mississippi
2/2/1987	5/nr	3/nr	H	W	100-74	Georgia Tech
2/4/1987	5/14	6/13	A	L	76-77	Vanderbilt
2/7/1987	5/9	6/9	A	W	84-73	Louisiana St.
2/9/1987	7/5	6/8	A	L	60-72	La. Tech
2/14/1987	7/nr	8/nr	H	W	90-55	Notre Dame
2/19/1987	9/nr	8/nr	H	W	80-56	S. Carolina
2/21/1987	9/nr	8/nr	H	W	84-53	Mississippi St.
2/25/1987	8/nr	8/nr	A	W	108-77	Alabama
3/1/1987	8/nr	8/nr	H	W	91-44	UNC-Charlotte
SEC TOURNAMENT (3rd), Albany, Ga.						
3/5/1987	8/14	8/15	N51	W	64-63	Louisiana St.
3/6/1987	8/2	8/2	N51	L	96-102	Auburn
NCAA FIRST ROUND, Knoxville, Tenn.						
3/15/1987	7/nr	7/nr	H	W	95-59	Tennessee Tech
NCAA MIDEAST REGIONAL CHAMPIONSHIPS (1st), Knoxville, Tenn.						
3/19/1987	7/11	1/10	H	W	66-58	Virginia
3/21/1987	7/2	1/6	H	W	77-61	Auburn
NCAA FINAL FOUR (1st), Austin, Texas						
3/27/1987	7/4	1/4	N52	W	74-64	Long Beach St.
3/29/1987	7/3	1/2	N52	W	67-44	La. Tech
(Brazil Tour)	**Site**	**W/L**	**Score**			**Opponent**
6/14/1987	A	L-ex	71-104			UNIMEP Sao Paulo
6/17/1987	N53	L-ex	62-85			Prague Univ.ersity
6/18/1987	N53	W-ex	88-44			Argentinean Ntnl Tm.
6/19/1987	N53	L-ex	74-86			S. Korean Ntnl. Tm.
6/20/1987	A53	L-ex	68-105			Brazilian Ntnl. Tm.

1987-88 (31-3, 8-1 SEC, 2nd)

Final AP Ranking 1st
Final ESPN Ranking 3rd
SEC Tournament Champions
NCAA East Regional Champions
H-Thompson-Boling Arena

Date	AP Rk	ESPN Rk	Site	W/L	Score	Opponent
11/23/1987			H	W-ex	93-77	Australian Ntnl
11/27/1987	1/nr	1/nr	N54	W	91-52	Indiana
11/28/1987	1/18	1/18	N54	W	83-52	Old Dominion
12/3/1987	1/nr	1/nr	H	W	102-59	Stetson
12/9/1987	1/2	1/2	H	L	78-97	Texas
12/13/1987	1/nr	1/nr	A	W	89-63	UCLA
12/16/1987	3/nr	4/nr	A	W	91-56	Oregon State
12/19/1987	3/nr	4/nr	H	W	115-40	E. Kentucky
12/20/1987	3/nr	4/nr	H	W	103-76	N. Illinois
1/3/1988	3/20	4/20	A	W	93-59	Illinois
1/5/1988	4/nr	4/nr	H	W	78-65	Northwestern
1/9/1988	4/2	4/3	H	L	68-71	Auburn
1/11/1988	4/nr	4/nr	A	W	96-79	Georgia Tech
1/14/1988	4/nr	4/nr	H	W	91-68	Old Dominion
1/17/1988	4/nr	4/20	H	W	104-67	Vanderbilt
1/20/1988	4/nr	4/nr	A	W	85-80	South Carolina
1/23/1988	4/nr	4/nr	H	W	97-70	Alabama
1/27/1988	4/nr	4/nr	A	W	97-73	Memphis St.
1/31/1988	4/13	4/12	A	W	82-79	Georgia
2/3/1988	4/nr	4/nr	A	W	91-71	Notre Dame
2/6/1988	4/7	4/7	A	W	78-67	Mississippi
2/8/1988	4/nr	4/nr	A	W	81-74	Mississippi St.
2/13/1988	4/nr	4/nr	H	W	89-82	Louisiana St.
2/15/1988	3/5	4/2	H	W	76-74	Louisiana Tech
2/18/1988	3/nr	3/nr	A	W	99-75	Kentucky
2/21/1988	3/nr	3/nr	H	W	108-53	Florida
2/25/1988	3/nr	3/nr	A	W	88-65	N. Carolina
2/27/1988	3/nr	3/nr	H	W	104-51	Tennessee St.
SEC TOURNAMENT (1st), Albany, Ga.						
3/5/1988	3/nr	2/nr	N51	W	100-66	Kentucky
3/6/1988	3/17	2/17	N51	W	82-76	Georgia
3/7/1988	3/1	2/1	N51	W	73-70	Auburn
NCAA SECOND ROUND, Knoxville, Tenn.						
3/19/1988	1/nr	1/23	H	W	94-66	Wake Forest
NCAA EAST REGIONAL CHAMPIONSHIPS (1st), Norfolk, Va.						
3/24/1988	1/14	3/15	N32	W	72-52	James Madison
3/26/1988	1/10	3/7	N32	W	84-76	Virginia
NCAA FINAL FOUR (3rd), Tacoma, Wash.						
4/1/1988	1/5	3/1	N55	L	59-68	Louisiana Tech

YEAR-BY-YEAR RESULTS

1988-89 (35-2, 8-1 SEC, 2nd)

Final AP Ranking 1st
Final ESPN Ranking 1st
SEC Tournament Champions
NCAA East Regional Champions
NCAA NATIONAL CHAMPIONS

Date	AP Rk	ESPN Rk	Site	W/L	Score	Opponent
11/21/1988			H	W-ex	81-54	French National
11/25/1988	1/nr	1/nr	N56	W	81-50	Illinois
11/26/1988	1/13	1/13	N56	W	70-48	Washington
11/27/1988	1/6	1/6	N56	W	62-61 (OT)	La .Tech
12/3/1988	1/2	1/2	H	W	88-74	Long Beach St.
12/6/1988	1/17	1/18	H	W	102-69	USC
12/18/1988	1/5	1/5	H	W	83-60	Stanford
12/20/1988	1/nr	1/nr	H	W	82-50	UCLA
12/29/1988	1/nr	1/24	N57	W	82-61	Wake Forest
12/30/1988	1/10	1/11	A57	W	93-53	Rutgers
1/1/1989	1/nr	1/nr	H	W	84-39	W. Michigan
1/4/1989	1/nr	1/24	A	W	93-58	Old Dominion
1/6/1989	1/3	1/3	A	L	59-67	Auburn
1/9/1989	2/nr	1/nr	A	W	97-62	Stetson
1/14/1989	2/3	2/3	H	W	68-61	Mississippi
1/16/1989	2/nr	2/nr	H	W	79-54	Mississippi St.
1/21/1989	2/nr	2/nr	H	W	101-57	Kentucky
1/23/1989	2/nr	2/nr	H	W	78-44	S. Illinois
1/26/1989	2/nr	2/23	A	W	80-60	Vanderbilt
1/29/1989	2/5	2/4	H	W	78-64	Georgia
1/31/1989	2/11	2/11	A	L	67-69	Texas
2/4/1989	2/17	2/17	H	W	60-54	South Carolina
2/6/1989	3/nr	2/nr	H	W	85-50	Memphis St.
2/11/1989	3/18	3/19	A	W	89-65	Louisiana St.
2/14/1989	3/2	3/2	A	W	72-65	La. Tech
2/15/1989	3/nr	3/nr	H	W	88-71	Georgia Tech
2/18/1989	3/nr	3/nr	A	W	85-52	Florida
2/20/1989	2/nr	3/nr	H	W	98-43	Notre Dame
2/24/1989	2/nr	2/nr	A	W	76-57	W. Kentucky
2/26/1989	2/nr	2/nr	A	W	81-65	Alabama
SEC TOURNAMENT (1st)						**Albany, Ga.**
3/4/1989	2/nr	2/nr	N51	W	89-61	Alabama
3/5/1989	2/12	2/11	N51	W	82-60	Mississippi
3/6/1989	2/1	2/1	N51	W	66-51	Auburn
NCAA SECOND ROUND, Knoxville, Tenn.						
3/18/1989	1/18	1/nr	H	W	91-61	La Salle
NCAA EAST REGIONAL CHAMPIONSHIPS (1st), Bowling Green, Ky.						
3/23/1989	1/nr	1/15	N45	W	80-47	Virginia
3/25/1989	1/7	1/7	N45	W	94-80	Long Beach St.
NCAA FINAL FOUR (1st), Tacoma, Wash.						
3/31/1989	1/5	1/3	N55	W	77-65	Maryland
4/2/1989	1/2	1/2	N55	W	76-60	Auburn

* The Associated Press poll began ranking the top 25 teams prior to the 1989-90 season.

1989-90 (27-6, 8-1 SEC, 1st)

Final AP Ranking 4th
Final ESPN Ranking 5th
SEC Champions

Date	AP Rk	ESPN Rk	Site	W/L	Score	Opponent
11/13/1989			H	W-ex	97-54	Arvika (Sweden)
11/26/1989	1/nr	1/nr	H	W	112-39	Stetson
11/28/1989	1/nr	1/nr	H	W	81-55	Virginia Tech
12/1/1989	1/nr	1/nr	A	W	98-57	W. Michigan
12/3/1989	1/nr	1/nr	A	W	77-54	Notre Dame
12/6/1989	1/14	1/15	A	W	77-69	Maryland
12/9/1989	1/2	1/2	H	L	58-59	La. Tech
12/15/1989	2/3	2/3	A	L	71-85	Stanford
12/17/1989	2/nr	2/nr	A	W	77-55	UCLA
12/19/1989	4/8	4/8	A	L	58-62	Long Beach St.
12/22/1989	4/nr	4/nr	A	W	87-53	USC
1/2/1990	5/nr	7/nr	H	W	84-57	Illinois
1/4/1990	5/nr	5/nr	H	W	78-58	W. Kentucky
1/6/1990	5/22	5/21	H	W	81-61	Old Dominion
1/11/1990	5/nr	5/nr	A	W	88-69	Memphis St.
1/13/1990	5/nr	5/nr	A	W	63-57	Mississippi
1/20/1990	3/6	3/7	H	W	76-70	Texas
1/22/1990	3/nr	3/nr	A	W	76-60	Kentucky
1/25/1990	3/15	3/15	A	W	70-69	S. Carolina
1/28/1990	5/4	3/7	A	L	76-81	Georgia
2/3/1990	5/14	6/14	H	W	76-65	Auburn
2/5/1990	5/23	6/24	H	W	83-62	N. Illinois
2/7/1990	5/nr	5/nr	A	W	76-55	Mississippi St.
2/10/1990	5/14	5/14	H	W	86-60	Louisiana St.
2/14/1990	4/nr	4/nr	H	W	95-73	Fla. Atlantic
2/17/1990	4/nr	4/nr	H	W	75-42	Florida
2/22/1990	4/nr	4/nr	H	W	88-77	Vanderbilt
2/24/1990	4/nr	4/nr	H	W	80-65	Alabama
SEC TOURNAMENT (2nd), Albany, Ga.						
3/3/1990	3/nr	3/nr	N51	W	81-56	Florida
3/4/1990	3/6	3/6	N51	W	73-54	Georgia
3/5/1990	3/11	3/11	N51	L	77-78	Auburn
NCAA SECOND ROUND, Knoxville, Tenn.						
3/18/1990	4/nr	4/nr	H	W	87-68	Old Dominion
NCAA EAST REGIONAL CHAMPIONSHIPS (2nd), Norfolk, Va.						
3/22/1990	4/nr	5/19	N32	W	80-62	Clemson
3/24/1990	4/12	5/4	N32	L	75-79 (OT)	Virginia

1990-91 (30-5, 6-3 SEC, 3rd)

Final AP Ranking 4th
Final ESPN Ranking 1st
NCAA Mideast Regional Champions
NCAA NATIONAL CHAMPIONS

Date	AP Rk	ESPN Rk	Site	W/L	Score	Opponent
11/21/1990			H	W-ex	96-64	A. in A.
11/25/1990	6/2	6/2	H	W	95-80	Stanford
12/1/1990	3/7	3/7	A	L	77-90	NC State
12/3/1990	6/nr	3/nr	A	W	64-54	Virginia Tech
12/6/1990	6/nr	6/nr	A	L	66-80	Vanderbilt
12/9/1990	6/23	6/23	H	W	82-71	Maryland
12/13/1990	10/nr	8/nr	A	W	77-64	Maine
12/16/1990	10/nr	8/nr	H	W	113-86	UCLA
12/21/1990	9/nr	8/nr	A	W	85-52	Illinois
12/29/1990	7/nr	7/nr	N58	W	85-69	Ohio State
12/30/1990	7/8	7/8	N58	W	84-77	Stanford
1/2/1991	5/nr	7/nr	H	W	91-63	Mississippi St.
1/6/1991	5/nr	5/nr	A	W	93-62	Old Dominion
1/9/1991	4/nr	3/nr	A	W	86-61	Alabama
1/12/1991	4/nr	3/nr	H	W	80-70	Kentucky
1/14/1991	2/nr	3/nr	H	W	80-54	Richmond
1/16/1991	2/nr	2/nr	A	W	71-70 (OT)	Florida
1/19/1991	2/10	2/10	A	L	65-70	Auburn
1/21/1991	4/10	2/11	A	W	79-77	Louisiana St.
1/24/1991	4/nr	4/nr	H	W	77-61	S. Carolina
1/26/1991	4/15	4/14	H	W	64-54	Mississippi
1/28/1991	3/4	4/5	H	L	74-81	Georgia
2/2/1991	3/nr	3/nr	H	W	94-67	Tennessee Tech
2/5/1991	5/nr	5/nr	A	W	77-74	Louisiana Tech
2/9/1991	5/20	5/19	H	W	88-71	Notre Dame
2/13/1991	4/nr	4/nr	H	W	105-43	DePaul
2/21/1991	4/nr	4/nr	H	W	93-46	Memphis St.
2/23/1991	4/15	4/15	A	W	64-55	Texas
SEC TOURNAMENT (2nd), Albany, Ga.						
3/2/1991	4/nr	4/nr	N51	W	62-60	Vanderbilt
3/3/1991	4/5	4/5	N51	W	70-62	Auburn
3/4/1991	3/10	4/12	N51	L	75-80	Louisiana St.
NCAA SECOND ROUND, Knoxville, Tenn.						
3/17/1991	4/nr	3/nr	H	W	55-47	SW Missouri St.
NCAA MIDEAST REGIONAL CHAMPIONSHIPS (1st), Knoxville, Tenn.						
3/21/1991	4/10	3/11	H	W	68-61	W. Kentucky
3/23/1991	4/6	3/6	H	W	69-65	Auburn
NCAA FINAL FOUR (1st), New Orleans, La.						
3/30/1991	4/11	3/10	N59	W	68-60	Stanford
3/31/1991	4/2	3/2	N59	W	70-67 (OT)	Virginia

YEAR-BY-YEAR RESULTS

1991-92 (28-3, 10-1 SEC, 2nd)

Final AP Ranking 2nd
Final ESPN Ranking 5th
SEC Tournament Champions

Date	AP Rk	ESPN Rk	Site	W/L	Score	Opponent
11/18/1991			H	W-ex	96-63	Mexican Nat.
11/22/1991	1/21	1/nr	H	W	90-70	La. Tech
11/24/1991	1/nr	1/nr	H	W	86-71	Maine
12/2/1991	1/nr	1/nr	A	W	79-56	UNC-Charlotte
12/14/1991	1/3	1/3	A	L	95-96 (OT)	Stanford
12/16/1991	3/nr	1/nr	A	W	73-71	Santa Clara
12/19/1991	3/19	3/19	N60	W	86-72	Texas
12/28/1991	3/7	3/7	H61	W	82-81	Penn State
(British Tour)						
1/2/1992	N62	W-ex	98-44			Copenhagen (Den.)
1/4/1992	N62	W-ex	70-65			Solna (Sweden)
1/5/1992	N62	L-ex	82-84			Minsk (Belarus)
(Regular Season Contests)						
1/8/1992	3/22	3/22	H	W	85-69	Louisiana St.
1/10/1992	3/nr	3/nr	A	W	70-62	DePaul
1/12/1992	2/nr	3/nr	A	W	85-82	Notre Dame
1/15/1992	2/nr	2/nr	A	W	78-58	South Carolina
1/18/1992	2/10	2/9	A	L	78-80 (OT)	Mississippi
1/21/1992	4/nr	4/nr	H	W	108-26	FAU
1/24/1992	4/nr	4/nr	A	W	78-61	N. Illinois
1/26/1992	4/24	4/24	H	W	82-72	Alabama
1/30/1992	4/nr	4/nr	H	W	69-54	Auburn
2/2/1992	4/13	4/11	H	W	70-53	Vanderbilt
2/4/1992	4/nr	4/nr	H	W	75-59	Old Dominion
2/8/1992	4/nr	4/nr	A	W	77-52	Kentucky
2/10/1992	3/nr	4/nr	H	W	100-72	Youngstown St.
2/12/1992	3/nr	3/nr	A	W	78-56	Mississippi St.
2/15/1992	3/nr	3/nr	A	W	55-51	Georgia
2/19/1992	2/nr	2/nr	A	W	118-59	Memphis St.
2/22/1992	2/nr	2/nr	H	W	90-69	Florida
2/25/1992	2/24	2/24	H	W	86-68	Texas
2/29/1992	2/nr	2/nr	H	W	105-59	Arkansas
SEC TOURNAMENT (1st), Albany, Ga.						
3/7/1992	2/nr	2/nr	N51	W	70-65	Louisiana St.
3/8/1992	2/nr	2/nr	N51	W	94-80	Kentucky
3/9/1992	2/24	2/nr	N51	W	73-66	Georgia
NCAA SECOND ROUND, Knoxville, Tenn.						
3/21/1992	2/nr	2/nr	H	W	97-56	Rutgers
NCAA MIDEAST REGIONAL CHAMP. (3rd), West Lafayette, Ind.						
3/26/1992	2/15	2/15	N63	L	70-75	W. Kentucky

1992-93 (29-3, 11-0 SEC, 1st)

Final AP Ranking 2nd
Final ESPN Ranking 5th
SEC Champions

Date	AP Rk	ESPN Rk	Site	W/L	Score	Opponent
11/22/1992			H	L-ex	68-70	A. in A.
11/30/1992			H	W-ex	84-70	MTK Budapest
12/4/1992	2/nr	2/nr	N56	W	69-60	Oklahoma St.
12/5/1992	2/8	2/8	N56	W	94-71	S.F. Austin
12/6/1992	2/1	2/1	N56	W	74-73 (OT)	Stanford
12/9/1992	1/nr	1/nr	H	W	89-45	UNC-Charlotte
12/18/1992	1/11	1/11	A	W	83-76	La. Tech
12/21/1992	1/2	1/2	H	W	84-79	Stanford
12/29/1992	1/nr	1/nr	N64	W	73-53	G. Washington
12/30/1992	1/6	1/6	A64	L	72-77	Maryland
1/2/1993	1/nr	1/nr	A	W	68-60	Old Dominion
1/4/1993	1/nr	1/nr	H	W	79-48	Notre Dame
1/7/1993	2/nr	2/nr	A	W	95-61	Louisiana St.
1/9/1993	2/nr	2/nr	H	W	109-62	Mississippi St.
1/12/1993	2/9	2/8	A	W	70-59	Auburn
1/16/1993	2/nr	2/nr	H	W	64-53	Mississippi
1/19/1993	2/nr	2/nr	H	W	93-74	Rutgers
1/21/1993	2/21	2/21	H	W	60-48	DePaul
1/23/1993	2/nr	2/nr	A	W	86-74	Alabama
1/25/1993	2/nr	2/nr	H	W	93-50	Providence
1/30/1993	2/1	2/1	A	W	73-68	Vanderbilt
2/2/1993	1/13	1/13	A	W	72-58	Texas
2/6/1993	1/25	1/23	H	W	85-61	Kentucky
2/9/1993	1/nr	1/nr	A	W	78-54	Youngstown St.
2/14/1993	1/nr	1/nr	H	W	71-68	Georgia
2/16/1993	1/nr	1/nr	H	W	90-46	Memphis St.
2/18/1993	1/nr	1/nr	H	W	100-57	S. Carolina
2/21/1993	1/nr	1/nr	A	W	88-75	Florida
2/24/1993	1/nr	1/nr	A	W	95-58	E. Kentucky
2/27/1993	1/nr	1/nr	A	W	72-55	Arkansas
SEC TOURNAMENT (5th), Chattanooga, Tenn.						
3/6/1993	1/nr	2/21	N65	L	72-73	Georgia
NCAA SECOND ROUND, Knoxville, Tenn.						
3/20/1993	2/nr	2/nr	H	W	89-66	Northwestern
NCAA MIDEAST REGIONAL CHAMPIONSHIPS (2nd), Iowa City, Iowa						
3/25/1993	2/17	2/18	N48	W	74-54	N. Carolina
3/27/1993	2/4	2/4	A48	L	56-72	Iowa

1993-94 (31-2, 11-0 SEC, 1st)

Final AP Ranking 1st
Final ESPN Ranking 5th
SEC Champions
SEC Tournament Champions

Date	AP Rk	ESPN Rk	Site	W/L	Score	Opponent
11/18/1993			H	W-ex	76-73	A. in A.
11/21/1993	1/8	1/14	N66	W	80-45	Ohio State
11/23/1993			H	W-ex	89-75	Bulgarian Nat.
11/28/1993	1/nr	1/nr	H	W	82-66	Montana
12/3/1993	1/9	1/8	A	W	81-75	Stanford
12/7/1993	1/nr	1/nr	A	W	65-63	Arizona
12/12/1993	1/23	1/23	H	W	64-48	Maryland
12/18/1993	1/nr	1/nr	H	W	84-69	Florida
12/20/1993	1/7	1/7	H	W	86-82 (OT)	Colorado
12/22/1993	1/10	1/10	H	W	94-60	La. Tech
12/30/1993	1/nr	1/nr	A	W	79-65	Memphis St.
1/2/1994	1/nr	1/nr	H	W	89-67	Arkansas
1/7/1994	1/nr	1/nr	A	W	105-70	Notre Dame
1/9/1994	1/nr	1/nr	H	W	91-69	Louisiana St.
1/13/1994	1/nr	1/nr	H	W	90-49	Old Dominion
1/15/1994	1/21	1/20	H	W	58-46	Auburn
1/17/1994	1/nr	1/nr	A	L	77-87	Rutgers
1/20/1994	1/nr	1/nr	H	W	88-51	Virginia Tech
1/22/1994	1/nr	1/nr	A	W	82-62	Mississippi St.
1/25/1994	2/nr	2/nr	H	W	94-60	Texas
1/29/1994	2/nr	2/nr	A	W	66-56	DePaul
1/31/1994	2/9	2/10	A	W	84-82	Vanderbilt
2/5/1994	2/15	2/15	H	W	85-69	Alabama
2/8/1994	2/nr	2/nr	A	W	91-75	S. Carolina
2/11/1994	2/nr	2/nr	A	W	83-73	Providence
2/13/1994	2/12	2/11	H	W	79-57	Vanderbilt
2/16/1994	1/nr	1/24	A	W	70-60	Mississippi
2/18/1994	1/nr	1/nr	A	W	95-89 (OT)	Kentucky
2/27/1994	1/nr	1/nr	A	W	75-59	Georgia
SEC TOURNAMENT (1st), Chattanooga, Tenn.						
3/5/1994	1/nr	1/nr	N65	W	86-72	Georgia
3/6/1994	1/16	1/15	N65	W	72-56	Alabama
3/7/1994	1/13	1/13	N65	W	82-57	Vanderbilt
NCAA FIRST ROUND, Knoxville, Tenn.						
3/16/1994	1/nr	1/nr	H	W	111-37	North Carolina A&T
NCAA SECOND ROUND, Knoxville, Tenn.						
3/19/1994	1/nr	1/nr	H	W	78-66	Clemson
NCAA MIDEAST REGIONAL CHAMPIONSHIPS (3rd), Fayetteville, Ark.						
3/24/1994	1/6	1/7	N67	L	68-71	La. Tech

1994-95 (34-3, 11-0 SEC, 1st)

Final AP Ranking 3rd
Final ESPN Ranking 2nd
SEC Champions
2nd NCAA National Championships

Date	AP Rk	ESPN Rk	Site	W/L	Score	Opponent
11/17/1994			H	W-ex	78-65	A. in A.
11/20/1994	1/3	1/2	N66	W	69-62	La. Tech
11/22/1994			H	W-ex	106-57	Australian Inst.
11/26/1994	1/nr	1/nr	H	W	95-66	Memphis
12/1/1994	1/2	1/2	H	W	105-69	Stanford

YEAR-BY-YEAR RESULTS

12/4/1994	1/nr	1/nr	A	W	95-29	Maryland
12/6/1994	1/15	1/13	H	W	81-63	Purdue
12/9/1994	1/12	1/12	N68	W	84-73	Virginia
12/10/1994	1/7	1/6	N68	W	78-74	Penn State
12/17/1994	1/8	1/8	A	W	78-72	Colorado
12/19/1994	1/nr	1/nr	A	W	66-61	Montana
12/28/1994	1/nr	1/nr	A	W	66-54	Texas
12/31/1994	1/8	1/9	A	W	72-70	Vanderbilt
1/2/1995	1/nr	1/nr	H	W	109-57	Arizona
1/7/1995	1/nr	1/nr	A	W	102-68	Louisiana St.
1/9/1995	1/3	1/3	A	W	62-56	La. Tech
1/12/1995	1/nr	1/nr	H	W	72-55	S. Carolina
1/14/1995	1/nr	1/nr	A	W	68-43	Auburn
1/16/1995	1/2	1/2	A	L	66-77	Connecticut
1/21/1995	2/nr	2/nr	H	W	81-58	Mississippi St.
1/24/1995	2/nr	2/nr	A	W	77-54	Old Dominion
1/29/1995	2/16	2/15	H	W	83-48	Mississippi
2/1/1995	2/14	2/15	A	W	76-69	Florida
2/5/1995	2/16	2/13	A	W	95-44	Alabama
2/7/1995	2/20	2/23	A	W	87-67	Arkansas
2/12/1995	2/7	2/7	H	W	75-55	Vanderbilt
2/14/1995	2/nr	2/nr	H	W	85-54	DePaul
2/19/1995	2/nr	2/nr	H	W	67-41	Kentucky
2/22/1995	2/nr	2/nr	A	W	66-33	Virginia Tech
2/25/1995	2/9	2/9	H	W	83-61	Georgia
SEC TOURNAMENT (2nd), Chattanooga, Tenn.						
3/4/1995	2/nr	2/nr	N65	W	74-62	Kentucky
3/5/1995	2/16	2/15	N65	W	84-70	Alabama
3/6/1995	2/9	2/11	N65	L	61-67	Vanderbilt
NCAA SUB-REGIONAL, Knoxville, Tenn.						
3/16/1995	3/nr	2/nr	H	W	96-59	Florida A&M
3/18/1995	3/nr	2/nr	H	W	70-44	Florida Int'l
NCAA MIDEAST REGIONAL CHAMPIONSHIPS (1st), Knoxville, Tenn.						
3/23/1995	3/9	2/7	H	W	87-65	W. Kentucky
3/25/1995	3/5	2/6	H	W	80-59	Texas Tech
NCAA FINAL FOUR (2nd), Minneapolis, Minn.						
4/1/1995	3/12	2/12	N16	W	73-51	Georgia
4/2/1995	3/1	2/1	N16	L	64-70	Connecticut

1995-96 (32-4, 9-2 SEC, 2nd)

Final AP Ranking 4th
Final ESPN Ranking 1st
SEC Champions
NCAA NATIONAL CHAMPIONS

Date	AP Rk	ESPN Rk	Site	W/L	Score	Opponent
11/11/1995			H	W-ex	85-49	Lithuania
11/19/1995	6/3	6/2	H69	W	78-51	Virginia
11/22/1995			H	L-ex	58-82	U.S. National
11/25/1995	4/nr	2/nr	H	W	75-54	St. Joseph's
11/27/1995	3/10	2/14	H	W	81-44	Texas Tech
12/1/1995	3/nr	2/nr	N70	W	77-42	UAB
12/2/1995	3/7	2/5	N70	W	81-63	Purdue
12/3/1995	3/12	2/12	N70	W	79-67	Penn State
12/8/1995	2/10	2/10	A71	W	82-68	Purdue
12/10/1995	2/nr	2/nr	H	W	83-67	Texas
12/16/1995	2/9	2/9	A	L	72-90	Stanford
12/20/1995	4/nr	4/nr	A	W	76-68	DePaul
12/31/1995	5/nr	4/nr	A	W	84-63	Memphis
1/2/1996	4/21	4/18	H	W	87-67	Florida
1/6/1996	4/2	4/2	H	L	53-59	Connecticut
1/8/1996	4/7	4/9	A	L	71-77	Georgia
1/11/1996	4/15	5/15	H	W	69-47	Old Dominion
1/14/1996	4/nr	5/nr	A	W	60-45	Kentucky
1/17/1996	6/20	5/20	H	W	78-66	Arkansas
1/19/1996	6/2	5/2	H	W	85-82	Vanderbilt
1/22/1996	4/1	5/1	H	W	77-72	La. Tech
1/28/1996	4/18	5/17	H	W	81-69	Alabama
2/4/1996	3/20	3/25	A	L	72-78	Mississippi
2/8/1996	6/8	6/11	A	W	72-61	Wisconsin
2/10/1996	6/nr	6/nr	A	W	92-76	Mississippi St.
2/15/1996	5/nr	5/nr	A	W	79-73 (OT)	S. Carolina
2/18/1996	5/20	5/18	H	W	72-67 (OT)	Auburn
2/22/1996	5/nr	5/nr	H	W	88-75	Louisiana St.
2/25/1996	5/10	5/9	A	W	79-71	Vanderbilt
SEC TOURNAMENT (1st), Chattanooga, Tenn.						
3/2/1996	5/23	5/24	N65	W	73-51	Mississippi
3/3/1996	5/18	5/16	N65	W	74-63	Florida
3/4/1996	4/10	4/10	N65	W	64-60	Alabama
NCAA SUB-REGIONAL, Knoxville, Tenn.						
3/16/1996	4/nr	4/nr	H	W	97-56	Radford
3/18/1996	4/nr	4/nr	H	W	97-65	Ohio State
NCAA EAST REGIONAL CHAMPIONSHIPS (1st), Charlottesville, Va.						
3/23/1996	4/20	4/22	N72	W	92-71	Kansas
3/25/1996	4/11	4/10	A72	W	52-46	Virginia
NCAA FINAL FOUR (1st), Charlotte, N.C.						
3/29/1996	4/2	4/3	N73	W	88-83 (OT)	Connecticut
3/31/1996	4/5	4/5	N73	W	83-65	Georgia

1996-97 (29-10, 8-4 SEC, 5th)

Final AP Ranking 10th
Final ESPN Ranking 1st
NCAA NATIONAL CHAMPIONS

Date	AP Rk	ESPN Rk	Site	W/L	Score	Opponent
11/15/1996	4/nr	4/nr	H74	W	80-59	Austin Peay
11/17/1996	4/12	4/13	H74	W	79-60	Kansas
11/19/1996	3/14	2/17	N75	W	72-59	Notre Dame
11/20/1996	3/11	2/8	N75	L	64-66	La. Tech
11/23/1996	3/nr	2/nr	N76	W	83-68	Marquette
11/24/1996	3/nr	2/nr	A76	W	87-58	Vermont
11/26/1996	5/nr	5/nr	H	W	71-36	Wisc.-Green Bay
12/3/1996	4/nr	4/nr	H	W	79-63	Memphis
12/8/1996	4/5	4/5	H	L	93-94 (OT)	Georgia
12/15/1996	5/1	5/1	H	L	65-82	Stanford
12/18/1996	6/11	6/10	A	W	79-71	Texas Tech
12/21/1996	6/13	6/16	A	W	68-65 (OT)	Texas
12/29/1996	6/22	6/24	A	L	75-77	Arkansas
1/2/1997	8/nr	8/nr	A	W	64-52	St. Joseph's
1/5/1997	8/1	8/1	A77	L	57-72	Connecticut
1/7/1997	9/2	9/4	A	L	72-83	Old Dominion
1/12/1997	9/nr	9/nr	H	W	84-61	Kentucky
1/17/1997	9/nr	9/nr	H	W	72-60	Purdue
1/19/1997	9/7	9/7	A	W	92-79 (OT)	Vanderbilt
1/21/1997	8/19	9/nr	A	L	62-71	Florida
1/26/1997	8/4	9/4	A	W	63-60	Alabama
1/28/1997	9/nr	9/nr	H	W	94-83	DePaul
2/2/1997	9/nr	9/nr	H	W	74-72	Mississippi
2/4/1997	9/23	9/16	H	W	78-74	Wisconsin
2/9/1997	9/nr	9/nr	H	W	104-39	Mississippi St.
2/11/1997	8/nr	9/nr	H	W	90-59	S. Carolina
2/15/1997	8/nr	9/nr	A	W	76-63	Auburn
2/17/1997	8/15	8/13	H	W	64-59	Vanderbilt
2/22/1997	8/13	8/13	A	L	78-83	Louisiana St.
2/24/1997	8/6	11/5	A	L	80-98	La. Tech
SEC TOURNAMENT (3rd), Chattanooga, Tenn.						
2/28/1997	8/nr	11/nr	N65	W	75-48	S. Carolina
3/1/1997	8/9	11/9	N65	W	100-99 (OT)	Louisiana St.
3/2/1997	8/nr	11/nr	N65	L	59-61	Auburn
NCAA SUB-REGIONAL, Knoxville, Tenn.						
3/15/1997	10/nr	11/nr	H	W	91-54	Grambling St.
3/17/1997	10/nr	11/nr	H	W	76-59	Oregon
NCAA MIDWEST REGIONAL CHAMPIONSHIPS (1st), Iowa City, Iowa						
3/22/1997	10/18	11/21	N48	W	75-67	Colorado
3/24/1997	10/1	11/1	N48	W	91-81	Connecticut
NCAA FINAL FOUR (1st), Cincinnati, Ohio						
3/28/1997	10/15	11/14	N78	W	80-66	Notre Dame
3/30/1997	10/2	11/3	N78	W	68-59	Old Dominion

1997-98 (39-0, 14-0, 1st)

Final AP Ranking 1st
Final ESPN Ranking 1st
SEC Champions
SEC Tournament Champions
NCAA NATIONAL CHAMPIONS

Date	AP Rk	ESPN Rk	Site	W/L	Score	Opponent
11/4/1997			H	W-ex	111-54	Armed Forces
11/18/1997	1/nr	1/nr	H	W	92-54	Mississippi

YEAR-BY-YEAR RESULTS

11/21/1997	1/2	1/2	H	W	75-61	La. Tech
11/23/1997	1/nr	1/nr	A	W	73-32	UT-Martin
11/25/1997	1/nr	1/nr	H	W	92-52	Vermont
11/29/1997	1/11	1/10	N79	W	88-70	Stanford
11/30/1997	1/nr	1/nr	A	W	74-51	Portland
12/3/1997	1/nr	1/nr	H	W	98-64	Texas
12/6/1997	1/nr	1/nr	N80	W	93-61	George Mason
12/7/1997	1/nr	1/nr	A	W	78-28	Manhattan
12/12/1997	1/5	1/5	H61	W	78-68	Illinois
12/18/1997	1/nr	1/nr	N81	W	98-63	Akron
12/19/1997	1/nr	1/nr	N81	W	105-81	Texas A&M
12/20/1997	1/9	1/10	N81	W	87-66	Wisconsin
1/1/1998	1/25	1/nr	H	W	88-58	Arkansas
1/3/1998	1/3	1/3	H	W	84-69	Connecticut
1/6/1998	1/nr	1/nr	A	W	94-52	S. Carolina
1/10/1998	1/12	1/14	H	W	99-60	Florida
1/14/1998	1/19	1/19	A	W	96-71	Georgia
1/18/1998	1/nr	1/nr	A	W	93-65	Kentucky
1/20/1998	1/nr	1/nr	A	W	125-46	DePaul
1/25/1998	1/9	1/8	H	W	86-54	Vanderbilt
1/28/1998	1/17	1/17	H	W	102-43	Georgia
2/1/1998	1/nr	1/nr	H	W	73-66	Alabama
2/4/1998	1/nr	1/nr	A	W	91-45	Mississippi
2/7/1998	1/3	1/3	H	W	85-61	Old Dominion
2/9/1998	1/nr	1/nr	A	W	74-52	Mississippi St.
2/12/1998	1/nr	1/nr	A	W	91-65	Memphis
2/14/1998	1/nr	1/nr	H	W	79-63	Auburn
2/16/1998	1/14	1/16	A	W	91-60	Vanderbilt
2/22/1998	1/nr	1/nr	H	W	90-58	Louisiana St.
SEC TOURNAMENT (1st), Columbus, Ga.						
2/27/1998	1/nr	1/nr	N82	W	88-60	Mississippi St.
2/28/1998	1/14	1/13	N82	W	106-45	Vanderbilt
3/1/1998	1/20	1/19	N82	W	67-63	Alabama
NCAA SUB-REGIONAL, Knoxville, Tenn.						
3/14/1998	1/nr	1/nr	H	W	102-58	Liberty
3/16/1998	1/15	1/18	H	W	82-62	W. Kentucky
NCAA MIDEAST REGIONAL CHAMPIONSHIPS (1st), Nashville, Tenn.						
3/21/1998	1/nr	1/nr	N83	W	92-60	Rutgers
3/23/1998	1/7	1/7	N83	W	76-70	N. Carolina
NCAA FINAL FOUR (1st), Kansas City, Mo.						
3/27/1998	1/nr	1/nr	N84	W	86-58	Arkansas
3/29/1998	1/4	1/4	N84	W	93-75	La. Tech

1998-99 (31-3, 13-1 SEC, 1st)

Final AP Ranking 2nd
Final ESPN Ranking 4th
SEC Champions
SEC Tournament Champions
2nd NCAA East Regional

Date	AP Rk	ESPN Rk	Site	W/L	Score	Opponent
11/8/1998			H	W-ex	100-60	Visby (Sweden)
11/13/1998	1/nr	1/nr	H	W	94-57	Portland
11/15/1998	1/5	1/5	A85	L	68-78	Purdue
11/16/1998	4/nr	1/nr	H	W	108-63	St. Joseph's
11/28/1998	3/nr	3/nr	A	W	86-65	Texas
11/30/1998	3/2	3/2	A	W	92-73	La. Tech
12/3/1998	3/nr	3/nr	H	W	89-47	DePaul
12/6/1998	3/16	3/16	N86	W	74-60	Duke
12/17/1998	2/nr	2/nr	A	W	82-62	Arkansas
12/19/1998	2/nr	2/nr	H	W	98-62	Stanford
12/21/1998	2/8	2/8	H	W	100-77	UCLA
12/29/1998	2/nr	2/nr	A	W	92-51	Mississippi
1/3/1999	2/15	2/13	N87	W	68-54	Rutgers
1/7/1999	2/nr	2/nr	H	W	87-58	S. Carolina
1/10/1999	2/1	2/1	A	W	92-81	Connecticut
1/14/1999	1/4	1/4	H	W	102-69	Georgia
1/17/1999	1/nr	1/nr	H	W	98-60	Kentucky
1/19/1999	1/12	1/11	A	W	77-61	Old Dominion
1/21/1999	1/21	1/19	A	W	77-64	Florida
1/28/1999	1/4	1/4	A	W	95-79	Georgia
1/31/1999	1/23	1/21	A	W	85-73	Alabama
2/4/1999	1/nr	1/nr	H	W	96-58	Mississippi
2/6/1999	1/nr	1/nr	H	W	94-53	Mississippi St.
2/7/1999	1/nr	1/nr	A	W	66-60	Vanderbilt
2/14/1999	1/17	1/21	A	W	71-63	Auburn
2/16/1999	1/nr	1/nr	H	W	113-39	Memphis
2/18/1999	1/nr	1/nr	H	W	89-53	Vanderbilt
2/21/1999	1/24	1/24	A	L	69-72	Louisiana St.
SEC TOURNAMENT (1st), Chattanooga, Tenn.						
2/26/1999	2/nr	2/nr	N65	W	92-80	Florida
2/27/1999	2/24	2/nr	N65	W	80-69	Alabama
2/28/1999	2/14	2/12	N65	W	85-69	Georgia
NCAA SUB-REGIONAL, Knoxville, Tenn.						
3/13/1999	2/nr	2/nr	H	W	113-54	Appalachian St.
3/15/1999	2/nr	2/nr	H	W	89-62	Boston College
NCAA EAST REGIONAL CHAMPIONSHIPS (2nd), Greensboro, N.C.						
3/20/1999	2/13	2/15	N25	W	68-52	Virginia Tech
3/22/1999	2/10	2/11	N25	L	63-69	Duke

1999-2000 (33-4, 13-1 SEC, 1st)

Final AP Ranking: 2nd
Final ESPN Ranking 2nd
SEC Champions
SEC Tournament Champions
2nd NCAA National Championships

Date	AP Rk	ESPN Rk	Site	W/L	Score	Opponent
(Europe Tour)						
8/15/1999	A88	W-ex	71-68			Valenciennes-Orchies (France)
8/17/1999	A89	W-ex	104-37			Wetzikon BBC (Switzerland)
8/19/1999	A90	W-ex	126-50			Martigny BBC (Switzerland)
8/20/1999	A91	W-ex	66-57			Aix-En-Provence (France)
8/22/1999	A92	W-ex	114-45			Roque-Bruen (France)
11/2/1999			H	W-ex	82-63	FTC-Diego Budapest
11/7/1999			H	W-ex	65-64	U.S. National
11/14/1999	2/6	2/6	H69	L	64-69	La. Tech
11/19/1999	5/nr	2/nr	H	W	133-60	UT-Martin
11/26/1999	5/23	5/22	A	W	79-73	Stanford
11/28/1999	5/4	5/4	A	W	88-77	UCLA
12/2/1999	3/17	3/17	H	W	72-66	Purdue
12/5/1999	3/25	3/nr	A	W	85-62	Wisconsin
12/7/1999	2/nr	2/nr	A	W	92-69	Memphis
12/17/1999	2/nr	2/nr	A	W	100-66	DePaul
12/19/1999	2/nr	2/nr	A	W	82-59	St. Joseph's
12/30/1999	2/25	2/nr	H	W	106-76	Texas
1/3/2000	2/21	2/19	H	W	113-55	Old Dominion
1/6/2000	2/16	2/21	A	W	86-50	Louisiana St.
1/8/2000	2/1	2/1	H	L	67-74	Connecticut
1/10/2000	2/nr	2/nr	H	W	79-69	Arkansas
1/14/2000	2/nr	2/nr	A	W	92-76	South Carolina
1/17/2000	2/7	2/7	A	L	51-78	Georgia
1/23/2000	2/nr	2/nr	A	W	71-65	Kentucky
1/29/2000	4/8	4/8	N93	W	83-63	NC State
1/30/2000	4/nr	4/nr	H	W	77-48	Kentucky
2/2/2000	4/1	4/1	A	W	72-71	Connecticut
2/4/2000	4/nr	4/nr	H	W	78-52	Vanderbilt
2/6/2000	4/nr	4/nr	H	W	65-47	Alabama
2/10/2000	2/nr	3/nr	A	W	70-49	Mississippi
2/13/2000	2/nr	3/nr	H	W	97-78	Florida
2/17/2000	2/22	3/18	A	W	79-75	Mississippi St.
2/20/2000	2/9	3/9	H	W	80-48	Louisiana St.
2/24/2000	2/nr	3/nr	A	W	59-57	Vanderbilt
2/27/2000	2/11	3/14	H	W	76-61	Auburn
SEC TOURNAMENT (1st), Chattanooga, Tenn.						
3/3/2000	2/nr	3/nr	N65	W	91-79	Florida
3/4/2000	2/nr	3/nr	N65	W	61-53	Vanderbilt
3/5/2000	2/17	3/19	N65	W	70-67	Mississippi St.
NCAA SUB-REGIONAL, Knoxville, Tenn.						
3/18/2000	2/nr	2/nr	H	W	90-38	Furman
3/20/2000	2/21	2/20	H	W	75-60	Arizona
NCAA MIDEAST REGIONAL CHAMPIONSHIPS (1st), Memphis, Tenn.						
3/25/2000	2/19	2/19	N94	W	77-56	Virginia
3/27/2000	2/11	2/11	N94	W	57-44	Texas Tech
NCAA FINAL FOUR (2nd), Philadelphia, Pa.						
3/31/2000	2/8	2/8	N95	W	64-54	Rutgers
4/2/2000	2/1	2/1	N95	L	52-71	Connecticut

YEAR-BY-YEAR RESULTS

2000-01 (31-3, 14-0 SEC, 1st)

Final AP Ranking 3rd
Final ESPN Ranking 5th
SEC Champions

Date	AP Rk	ESPN Rk	Site	W/L	Score	Opponent
11/5/2000			H	W-ex	144-52	Dynamo Kiev
11/16/2000			H	W-ex	108-78	A. in A.
11/18/2000	2/nr	2/nr	H	W	94-52	DePaul
11/24/2000	2/nr	2/nr	N96	W	86-58	Clemson
11/25/2000	2/21	2/21	N96	W	111-62	Illinois
11/27/2000	2/nr	2/nr	A	W	83-61	TCU
12/3/2000	2/18	2/nr	H	W	90-66	Wisconsin
12/6/2000	2/nr	2/21	H	W	72-57	Boston College
12/10/2000	2/12	2/10	A	W	70-62	La. Tech
12/15/2000	2/nr	2/nr	H	W	98-60	Memphis
12/17/2000	2/15	2/22	H	W	63-58	Stanford
12/22/2000	2/15	2/22	A	W	67-59	Texas
12/27/2000	2/nr	2/nr	N97	W	67-63	Arizona State
12/30/2000	2/1	2/1	A77	L	76-81	Connecticut
1/2/2001	2/9	2/10	N87	W	58-51	Rutgers
1/4/2001	2/11	2/11	H	W	89-70	Louisiana St.
1/7/2001	2/nr	2/nr	A	W	76-61	Arkansas
1/11/2001	2/nr	2/nr	H	W	99-45	S. Carolina
1/15/2001	2/21	2/21	H	W	66-59	Mississippi St.
1/18/2001	2/4	2/4	H	W	85-69	Georgia
1/21/2001	2/nr	2/nr	A	W	110-38	Kentucky
1/23/2001	3/16	3/17	A	W	70-64	Vanderbilt
1/27/2001	3/nr	3/nr	H	W	83-39	Kentucky
1/28/2001	3/nr	3/nr	A	W	87-70	Old Dominion
2/1/2001	3/2	3/2	H	W	92-88	Connecticut
2/4/2001	3/nr	3/nr	A	W	97-75	Alabama
2/8/2001	2/nr	2/nr	H	W	119-52	Mississippi
2/11/2001	2/6	2/9	A	W	103-73	Florida
2/18/2001	2/13	2/12	A	W	75-73	Louisiana St.
2/22/2001	1/18	1/17	H	W	70-66	Vanderbilt
2/25/2001	1/nr	1/nr	A	W	63-49	Auburn
SEC TOURNAMENT (3rd), Memphis, Tenn.						
3/2/2001	1/nr	1/nr	N94	W	82-52	Alabama
3/3/2001	1/15	1/15	N94	L	74-77	Vanderbilt
NCAA SUB-REGIONAL, Knoxville, Tenn.						
3/16/2001	3/nr	3/nr	H	W	80-38	Austin Peay
3/18/2001	3/nr	3/nr	H	W	92-75	St. Mary's (CA)
NCAA MIDEAST REGIONAL CHAMPIONSHIPS (3rd), Birmingham, Ala.						
3/24/2001	3/12	3/11	N98	L	65-80	Xavier

2001-02 (29-5, 13-1 SEC, 1st)

Final AP Ranking 6th
Final ESPN Ranking 3rd
SEC Champions
3rd NCAA National Championships

Date	AP Rk	ESPN Rk	Site	W/L	Score	Opponent
11/4/2001			H	W-ex	108-69	Remus Austria
11/16/2001	2/nr	2/nr	A	W	97-57	Chattanooga
11/18/2001	2/nr	2/nr	H	W	106-66	USC
11/23/2001	2/5	2/5	H	W	90-75	La. Tech
11/27/2001	2/22	2/21	A	W	88-57	G. Washington
12/2/2001	2/8	2/9	N99	W	93-56	NC State
12/5/2001	2/nr	2/nr	A	W	75-66	Boston College
12/16/2001	2/6	2/5	A	W	68-62	Stanford
12/19/2001	2/nr	2/nr	A	W	80-66	DePaul
12/27/2001	2/9	2/9	N100	W	89-68	Duke
12/29/2001	2/nr	2/nr	A	W	92-66	Memphis
1/3/2002	2/15	2/16	A	W	88-64	Florida
1/5/2002	2/1	2/1	H	L	72-86	Connecticut
1/8/2002	2/25	3/nr	H	W	74-62	Old Dominion
1/10/2002	2/19	3/22	H	W	71-50	Auburn
1/13/2002	2/nr	3/nr	H	W	79-67	Louisiana St.
1/17/2002	2/8	3/8	A	W	80-61	S. Carolina
1/20/2002	2/nr	3/nr	H	W	82-57	Alabama
1/27/2002	2/22	2/22	A	W	66-53	Auburn
1/31/2002	2/12	2/15	H	W	86-66	Florida
2/2/2002	2/8	2/6	A	L	59-76	Vanderbilt
2/7/2002	3/nr	4/nr	H	W	93-65	Arkansas
2/10/2002	3/22	4/21	A	W	52-50	Georgia
2/12/2002	3/18	4/17	H	L	66-69	Texas
2/14/2002	3/nr	4/nr	A	W	80-78	Mississippi St.
2/16/2002	3/6	4/6	H	W	75-68	Vanderbilt
2/21/2002	4/nr	4/nr	A	W	86-69	Mississippi
2/24/2002	4/nr	4/nr	H	W	89-64	Kentucky
SEC TOURNAMENT (3rd), Nashville, Tenn.						
3/1/2002	3/24	3/24	N101	W	81-67	Georgia
3/2/2002	3/nr	3/nr	N101	L	80-81	Louisiana St.
NCAA FIRST AND SECOND ROUNDS, Knoxville, Tenn.						
3/15/2002	6/nr	6/nr	H	W	98-68	Georgia State
3/17/2002	6/nr	6/nr	H	W	89-50	Notre Dame
NCAA MIDWEST REGIONAL CHAMPIONSHIPS (1st), Ames, Iowa						
3/23/2002	6/nr	6/nr	N102	W	68-57	Brigham Young
3/25/2002	6/4	6/4	N102	W	68-63	Vanderbilt
NCAA FINAL FOUR (3rd), San Antonio, Texas						
3/29/2002	6/1	6/1	N103	L	56-79	Connecticut

2002-03 (33-5, 14-0 SEC, 1st)

Final AP Ranking 4th
Final ESPN Ranking 2nd
SEC Champions
2nd NCAA National Championships

Date	AP Rk	ESPN Rk	Site	W/L	Score	Opponent
11/3/2002			H	W-ex	116-50	Stockholm Human Rights (08)
11/10/2002	2/22	2/19	H	W	94-68	Oklahoma
11/16/2002			H	W-ex	95-76	Premier Players
11/24/2002	2/1	2/1	N104	L	55-76	Duke
11/26/2002	4/21	5/24	H	W	83-61	G. Washington
11/29/2002	4/nr	5/nr	A	W	136-26	Puerto Rico Mayaguez
11/30/2002	4/nr	5/nr	N105	W	96-44	Army
12/1/2002	4/nr	5/nr	N105	W	75-40	Saint Louis
12/4/2002	4/15	5/13	A	W	60-35	La. Tech
12/14/2002	4/nr	5/nr	A	W	71-39	USC
12/18/2002	4/5	4/5	H	W	71-56	Stanford
12/21/2002	4/22	4/21	A	L	62-63	Texas
12/28/2002	5/12	5/12	N106	W	77-61	Notre Dame
1/4/2003	5/3	5/2	A	L	62-63 (OT)	UConn
1/7/2003	5/nr	5/nr	A	W	91-63	Old Dominion
1/12/2003	5/nr	5/nr	H	W	81-72	Auburn
1/14/2003	5/25	5/24	H	W	76-57	DePaul
1/16/2003	5/nr	5/nr	A	W	88-45	Alabama
1/19/2003	5/nr	5/nr	A	W	94-53	Florida
1/23/2003	4/15	4/14	H	W	97-78	S. Carolina
1/26/2003	4/14	4/13	H	W	82-68	Mississippi St.
1/30/2003	4/12	4/11	A	W	92-79	Arkansas
2/2/2003	4/17	4/17	A	W	81-67	Vanderbilt
2/6/2003	3/nr	3/nr	H	W	86-43	Mississippi
2/9/2003	3/nr	3/nr	H	W	79-40	Florida
2/11/2003	3/nr	3/nr	H	W	86-72	TCU
2/16/2003	3/nr	3/nr	A	W	59-56	Auburn
2/20/2003	3/13	3/16	H	W	87-60	Georgia
2/23/2003	3/4	3/4	A	W	68-65	Louisiana St.
2/27/2003	3/17	3/18	H	W	91-71	Vanderbilt
3/2/2003	3/nr	3/nr	A	W	84-69	Kentucky
SEC TOURNAMENT (2nd), N. Little Rock, Ark.						
3/7/2003	3/nr	3/nr	N107	W	66-51	Auburn
3/8/2003	3/10	3/11	N107	W	76-75	Mississippi St.
3/9/2003	3/6	3/5	N107	L	62-78	Louisiana St.
NCAA FIRST AND SECOND ROUNDS, Knoxville, Tenn.						
3/22/2003	4/nr	4/nr	H	W	95-43	Alabama St.
3/24/2003	4/nr	4/nr	H	W	81-51	Virginia
NCAA MIDEAST REGIONAL CHAMPIONSHIPS (1st), Knoxville, Tenn.						
3/29/2003	4/15	4/16	H	W	86-58	Penn State
3/31/2003	4/11	4/12	H	W	73-49	Villanova
NCAA FINAL FOUR (2nd), Atlanta, Ga.						
4/6/2003	4/2	4/1	N108	W	66-56	Duke
4/8/2003	4/1	4/2	N108	L	68-73	Connecticut

YEAR-BY-YEAR RESULTS

2003-04 (31-4, 14-0 SEC, 1st)

Final AP Ranking 2nd
Final ESPN Ranking 2nd
SEC Champions
2nd NCAA National Championships

Date	AP Rk	ESPN Rk	Site	W/L	Score	Opponent
(Europe Tour)						
8/10/2003	N109	W-ex	58-13			Pesaro (Italy)
8/13/2003	A110	L-ex	79-85			Greek National Tm.
8/14/2003	N110	L-ex	67-69			Bulgarian Ntnl. Tm.
8/15/2003	N110	W-ex	88-74			Romanian Ntnl. Tm.
8/16/2003	A110	W-ex	59-50			Greek National Tm.
11/9/2003			H	W-ex	86-57	W. Coast All-Stars
11/18/2003			H	W-ex	88-64	AIA
11/23/2003	3/nr	3/nr	H	W	83-52	Chattanooga
11/30/2003	3/17	3/17	H	W	83-59	Notre Dame
12/7/2003	3/10	3/11	H	W	85-65	La. Tech
12/11/2003	2/nr	2/25	H	W	59-49	Rutgers
12/14/2003	2/6	2/5	A	W	70-66 (OT)	Stanford
12/17/2003	2/nr	2/nr	A	W	96-89 (OT)	DePaul
12/21/2003	2/13	2/15	A	W	71-55	Oklahoma
12/28/2003	2/5	2/5	H	L	60-70	Texas
12/30/2003	5/nr	5/nr	A	W	65-51	G. Washington
1/2/2004	5/19	5/19	A	W	74-66	TCU
1/4/2004	5/nr	5/nr	H	W	66-42	Old Dominion
1/8/2004	5/nr	5/nr	H	W	83-44	Arkansas
1/11/2004	5/nr	5/nr	A	W	61-53	Mississippi St.
1/15/2004	5/nr	5/nr	A	W	86-58	S. Carolina
1/18/2004	5/nr	5/nr	H	W	72-51	Alabama
1/22/2004	2/nr	2/nr	H	W	79-54	Vanderbilt
1/24/2004	2/1	2/1	A	W	72-69	Duke
1/29/2004	1/nr	1/nr	A	W	81-72	Kentucky
2/1/2004	1/22	1/25	H	W	68-61 (OT)	Auburn
2/5/2004	1/4	1/3	H	L	67-81	Connecticut
2/8/2004	1/nr	1/nr	H	W	72-58	S. Carolina
2/12/2004	3/19	3/17	A	W	70-67	Georgia
2/15/2004	3/nr	3/nr	A	W	94-88	Vanderbilt
2/19/2004	3/nr	3/nr	H	W	88-79	Florida
2/22/2004	3/nr	3/nr	A	W	85-69	Mississippi
2/26/2004	2/nr	2/nr	A	W	93-71	Arkansas
2/29/2004	2/15	2/17	H	W	85-62	Louisiana St.
SEC TOURNAMENT (3rd), Nashville, Tenn.						
3/5/2004	1/nr	1/nr	N101	W	67-57	Mississippi St.
3/6/2004	1/20	1/16	N101	L	66-68 (OT)	Georgia
NCAA FIRST AND SECOND ROUNDS, Tallahassee, Fla.						
3/20/2004	2/nr	3/nr	N111	W	77-54	Colgate
3/22/2004	2/nr	3/25	N111	W	79-59	DePaul
NCAA MIDWEST REGIONAL CHAMPIONSHIPS (1st), Norman, Okla.						
3/28/2004	2/15	3/17	N112	W	71-69	Baylor
3/30/2004	2/10	3/8	N112	W	62-60	Stanford
NCAA FINAL FOUR (2nd), New Orleans, La.						
4/4/2004	2/19	3/19	N113	W	52-50	Louisiana St.
4/6/2004	2/6	3/6	N113	L	61-70	Connecticut

2004-05 (30-5, 13-1 SEC, 2nd)

Final AP Ranking 3rd
Final ESPN Ranking 4th
SEC Tournament Champions
3rd NCAA National Championships

Date	AP Rk	ESPN Rk	Site	W/L	Score	Opponent
11/11/2004			H	W-ex	105-47	Carson-Newman
11/14/2004			H	W-ex	77-36	W. Coast All-Stars
11/19/2004	1/nr	1/nr	A	W	68-34	Chattanooga
11/21/2004	1/nr	1/nr	A	W	64-54	NC State
11/23/2004	1/nr	1/nr	H	W	71-41	G. Washington
11/25/2004	1/4	1/4	A	L	59-74	Texas
11/28/2004	1/nr	1/nr	H	W	52-48	Temple
12/2/2004	4/10	5/9	H	L	57-59	Duke
12/12/2004	9/15	9/15	H	W	78-63	DePaul
12/15/2004	9/nr	10/nr	A	W	70-59	La. Tech
12/19/2004	9/nr	10/nr	H	W	82-55	TCU
12/21/2004	9/2	10/2	H	W	70-67	Stanford
12/29/2004	8/24	8/nr	A	L	51-65	Rutgers
1/2/2005	8/nr	8/nr	A	W	68-58	Old Dominion
1/8/2005	10/15	10/14	A	W	68-67	Connecticut
1/13/2005	8/nr	10/nr	H	W	72-54	Arkansas
1/16/2005	8/17	10/15	A	W	79-65	Vanderbilt
1/20/2005	7/nr	9/nr	A	W	81-71	Auburn
1/23/2005	7/nr	9/nr	H	W	67-49	Kentucky
1/27/2005	5/nr	6/nr	A	W	68-53	S. Carolina
1/31/2005	5/18	5/19	H	W	77-70	Georgia
2/3/2005	5/nr	5/nr	A	W	91-82 (OT)	Florida
2/6/2005	5/nr	5/nr	H	W	99-67	Mississippi
2/10/2005	5/1	5/1	A	L	58-68	Louisiana St.
2/13/2005	5/21	5/20	H	W	72-63	Vanderbilt
2/17/2005	6/nr	6/nr	H	W	74-44	S. Carolina
2/20/2005	6/nr	6/nr	A	W	84-71	Arkansas
2/24/2005	5/nr	5/nr	H	W	78-56	Mississippi St.
2/27/2005	5/nr	5/nr	A	W	94-81	Alabama
SEC TOURNAMENT (1st), Greenville, S.C.						
3/4/2005	5/nr	4/nr	N114	W	64-54	Auburn
3/5/2005	5/18	4/17	N114	W	76-73	Vanderbilt
3/6/2005	5/1	4/1	N114	W	67-65	Louisiana St.
NCAA FIRST AND SECOND ROUNDS, Knoxville, Tenn.						
3/20/2005	3/nr	3/nr	H	W	94-43	W. Carolina
3/22/2005	3/nr	3/nr	H	W	75-54	Purdue
NCAA PHILADELPHIA REGIONAL CHAMPIONSHIPS (1st), Philadelphia						
3/27/2005	3/14	3/14	N115	W	75-59	Texas Tech
3/29/2005	3/9	3/10	N115	W	59-49	Rutgers
NCAA FINAL FOUR (3rd), Indianapolis, Ind.						
4/3/2005	3/6	3/5	N116	L	64-68	Michigan St.

2005-06 (31-5, 11-3 SEC, 2nd)

Final AP Ranking 6th
Final ESPN Ranking 5th
SEC Tournament Champions
2nd NCAA Cleveland Regional

Date	AP Rk	ESPN Rk	Site	W/L	Score	Opponent
11/6/2005			H	W-ex	131-40	Dalhousie
11/10/2005			H	W-ex	101-55	Carson-Newman
11/20/2005	2/nr	1/nr	H	W	83-33	Stetson
11/21/2005	2/nr	1/nr	H	W	92-50	Chattanooga
11/24/2005	2/9	1/9	N117	W	83-55	Michigan St.
11/25/2005	2/nr	1/nr	N117	W	79-65	Gonzaga
11/26/2005	2/10	1/10	N117	W	80-75	Maryland
12/1/2005	2/16	1/18	H	W	102-61	Texas
12/4/2005	2/12	1/11	A	W	74-67	Stanford
12/7/2005	1/nr	1/nr	A	W	59-43	G. Washington
12/15/2005	1/nr	1/nr	H	W	83-59	La. Tech
12/20/2005	1/nr	1/nr	H	W	107-39	Princeton
12/28/2005	1/22	1/21	A	W	75-50	Temple
12/31/2005	1/12	1/11	A	W	62-51	Notre Dame
1/2/2006	1/nr	1/nr	H	W	83-67	Old Dominion
1/4/2006	1/nr	1/nr	A	W	66-51	S. Carolina
1/7/2006	1/7	1/7	H	W	89-80	Connecticut
1/12/2006	1/13	1/17	H	W	94-85	Georgia
1/15/2006	1/nr	1/nr	A	W	79-56	Mississippi St.
1/19/2006	1/19	1/19	A	W	80-68	Vanderbilt
1/23/2006	1/2	1/2	A	L	53-75	Duke
1/26/2006	1/nr	3/nr	A	L	63-66	Kentucky
1/29/2006	1/nr	3/nr	H	W	89-54	Alabama
2/2/2006	5/nr	5/nr	A	W	78-63	Mississippi
2/5/2006	5/nr	5/nr	H	W	77-37	Arkansas
2/9/2006	5/3	5/4	H	L	69-72	Louisiana St.
2/12/2006	5/22	5/20	H	W	70-67	Vanderbilt
2/16/2006	5/13	5/13	A	W	58-55	Georgia
2/19/2006	5/nr	5/nr	A	W	82-65	Alabama
2/23/2006	5/nr	5/nr	H	W	81-56	Auburn
2/26/2006	5/nr	5/nr	H	L	93-95 (OT)	Florida
SEC TOURNAMENT (1st), N. Little Rock, Ark.						
3/3/2006	8/nr	9/nr	N107	W	77-45	Auburn
3/4/2006	8/12	9/12	N107	W	89-79	Georgia
3/5/2006	8/3	9/3	N107	W	63-62	Louisiana St.
NCAA FIRST AND SECOND ROUNDS, Norfolk, Va.						
3/19/2006	6/nr	6/nr	N118	W	102-54	Army
3/21/2006	6/nr	6/nr	N118	W	66-53	G.Washington
NCAA CLEVELAND REGIONAL CHAMPIONSHIPS (2nd), Cleveland, Ohio						
3/26/2006	6/9	6/9	N93	W	76-69	Rutgers
3/28/2006	6/1	6/1	N93	L	63-75	N. Carolina

YEAR-BY-YEAR RESULTS

2006-07 (34-3, 14-0 SEC, 1st)

Final AP Ranking 3rd
Final ESPN Ranking 1st
SEC Champions
NCAA NATIONAL CHAMPIONS

Date	AP Rk	ESPN Rk	Site	W/L	Score	Opponent
11/1/2006			H	W-ex	104-49	Carson-Newman
11/5/2006			H	W-ex	101-51	Houston Jaguars
11/12/2006	5/nr	5/nr	H	W	102-72	Chattanooga
11/16/2006	5/20	4/21	H	W	83-60	UCLA
11/19/2006	5/11	4/11	A	W	83-74	Arizona State
11/24/2006	4/11	4/11	H	W	77-60	Stanford
11/26/2006	4/nr	4/nr	H	W	88-64	MTSU
11/28/2006	4/nr	4/nr	A	W	71-50	La. Tech
12/3/2006	4/2	4/2	A	L	57-70	N. Carolina
12/5/2006	6/nr	5/nr	H	W	85-29	UT-Martin
12/7/2006	6/21	5/19	H	W	85-62	G. Washington
12/17/2006	5/23	5/24	A	W	67-46	Texas
12/20/2006	5/nr	5/nr	H	W	66-51	West Virginia
12/22/2006	5/nr	5/nr	A	W	75-59	Old Dominion
12/30/0206	4/nr	4/nr	H	W	78-54	Notre Dame
1/3/2007	4/nr	4/nr	H	W	72-36	Alabama
1/6/2007	4/5	4/5	A77	W	70-64	Connecticut
1/11/2007	4/nr	4/nr	A	W	80-58	Florida
1/14/2007	4/15	4/15	A	W	52-41	Georgia
1/18/2007	4/nr	4/nr	H	W	73-44	Mississippi St.
1/22/2007	4/1	4/1	H	L	70-74	Duke
1/25/2007	4/15	4/14	A	W	67-57	Vanderbilt
1/28/2007	4/nr	4/nr	A	W	80-51	Alabama
2/1/2007	3/nr	3/nr	H	W	72-36	S. Carolina
2/5/2007	3/9	3/14	H	W	73-57	Georgia
2/8/2007	3/nr	3/nr	A	W	72-62	Auburn
2/11/2007	3/nr	3/nr	H	W	84-62	Kentucky
2/15/2007	3/nr	3/nr	H	W	81-69	Mississippi
2/19/2007	2/7	3/7	A	W	56-51	La. State
2/22/2007	2/nr	2/nr	A	W	75-68 (OT)	Arkansas
2/25/2007	2/12	2/12	H	W	73-53	Vanderbilt
SEC TOURNAMENT (3rd), Duluth, Ga.						
3/2/2007	2/nr	2/nr	N119	W	81-63	S. Carolina
3/3/2007	2/11	2/10	N119	L	54-63	Louisiana St.
NCAA FIRST AND SECOND ROUNDS, Pittsburgh, Pa.						
3/18/2007	3/nr	4/nr	N120	W	76-37	Drake
3/20/2007	3/nr	4/nr	A	W	68-54	Pittsburgh
NCAA DAYTON REGIONAL CHAMPIONSHIPS (1st), Dayton, Ohio						
3/25/2007	3/nr	4/nr	N121	W	65-46	Marist
3/27/2007	3/nr	4/nr	N121	W	98-62	Mississippi
NCAA FINAL FOUR (1st), Cleveland, Ohio						
4/1/2007	3/2	4/2	N93	W	56-50	N. Carolina
4/3/2007	3/15	4/18	N93	W	59-46	Rutgers

2007-08 (36-2, 13-1 SEC, 2nd)

Final AP Ranking 3rd
Final ESPN Ranking 1st
SEC Tournament Champions
NCAA NATIONAL CHAMPIONS

Date	AP Rk	ESPN Rk	Site	W/L	Score	Opponent
11/4/2007			H	L-ex	72-83	U.S. National
11/8/2007			H	W-ex	91-30	Carson-Newman
11/11/2007	1/nr	1/nr	H	W	76-56	Chattanooga
11/15/2007	1/9	1/8	N122	W	70-67	Oklahoma
11/18/2007	1/21	1/22	H	W	92-67	Texas
11/21/2007	1/15	1/17	N123	W	67-49	West Virginia
11/26/2007	1/nr	1/nr	H	W	81-60	La. Tech
12/2/2007	1/5	1/4	H	W	83-79	N. Carolina
12/5/2007	1/25	1/nr	H	W	83-51	Old Dominion
12/13/2007	1/nr	1/nr	H	W	84-61	MTSU
12/16/2007	1/nr	1/nr	H	W	96-73	Gonzaga
12/19/2007	1/nr	1/nr	A	W	82-70	UCLA
12/22/2007	1/5	1/4	A	L	69-73 (OT)	Stanford
1/2/2008	3/15	3/15	A	W	102-68	DePaul
1/5/2008	3/14	3/14	A	W	87-63	Notre Dame
1/10/2008	2/22	2/20	H	W	85-52	Auburn
1/13/2008	2/nr	2/nr	A	W	71-48	S. Carolina
1/17/2008	2/nr	2/nr	A	W	65-40	Kentucky
1/20/2008	2/nr	2/nr	H	W	79-63	Vanderbilt
1/24/2008	2/nr	2/nr	H	W	98-55	Arkansas
1/28/2008	2/9	2/10	A	W	67-64	Duke
1/31/2008	2/nr	2/nr	A	W	68-44	Mississippi
2/3/2008	2/nr	2/nr	H	W	79-51	Kentucky
2/7/2008	2/nr	2/nr	A	W	87-69	Mississippi St.
2/11/2008	1/5	1/7	H	W	59-58	Rutgers
2/14/2008	1/7	1/7	H	L	62-78	Louisiana St.
2/17/2008	1/25	1/nr	A	W	81-68	Vanderbilt
2/21/2008	3/nr	3/nr	A	W	85-58	Alabama
2/24/2008	3/nr	3/nr	H	W	72-46	Mississippi St.
2/28/2008	3/nr	3/nr	H	W	88-61	Florida
3/2/2008	3/22	3/20	A	W	72-63	Georgia
SEC TOURNAMENT (1st), Nashville, Tenn.						
3/7/2008	3/nr	3/nr	N101	W	92-61	Florida
3/8/2008	3/21	3/22	N101	W	63-48	Vanderbilt
3/9/2008	3/7	3/6	N101	W	61-55	Louisiana St.
NCAA FIRST AND SECOND ROUNDS, West Lafayette, Ind.						
3/23/2008	3/nr	3/nr	N124	W	94-55	Oral Roberts
3/25/2008	3/nr	3/nr	A124	W	78-52	Purdue
NCAA OKLAHOMA CITY REGIONAL CHAMP. (1st), Oklahoma City, Okla.						
3/30/2008	3/15	3/19	N125	W	74-64	Notre Dame
4/1/2008	3/8	3/9	N125	W	53-45	Texas A&M
NCAA FINAL FOUR (1st), Tampa, Fla.						
4/6/2008	3/6	3/5	N122	W	47-46	Louisiana St.
4/8/2008	3/4	3/4	N122	W	64-48	Stanford

2008-09 (22-11, 9-5 SEC, T4th)

Final AP Ranking 18th
Final ESPN Ranking not ranked
NCAA First Round

Date	AP Rk	ESPN Rk	Site	W/L	Score	Opponent
11/6/2008			H	W-ex	135-55	Carson-Newman
11/9/2008			H	W-ex	85-50	Love & Basketball
11/15/2008	7/nr	6/nr	H	W	68-39	San Francisco
11/17/2008	5/16	6/15	H	L	82-83	Virginia
11/21/2008	5/nr	13/nr	A	W	66-63	Chattanooga
11/23/2008	5/nr	13/nr	H	W	94-59	La. Tech
11/25/2008	9/nr	12/nr	H	W	83-56	W. Carolina
11/30/2008	9/nr	12/nr	H	W	88-67	DePaul
12/2/2008	7/nr	9/nr	A	W	71-59	G. Washington
12/11/2008	7/nr	10/nr	H	W	81-52	MTSU
12/14/2008	7/6	10/5	A	L	59-73	Texas
12/18/2008	11/nr	13/nr	A	W	81-76	Old Dominion
12/21/2008	11/3	13/4	H	W	79-69 (OT)	Stanford
12/30/2008	8/nr	12/nr	A	W	77-58	Gonzaga
1/3/2009	8/15	12/14	A	W	55-51	Rutgers
1/8/2009	7/nr	11/nr	H	W	69-64	Kentucky
1/11/2009	7/24	11/24	A	L	58-74	Vanderbilt
1/15/2009	13/nr	13/nr	A	W	63-56	Mississippi St.
1/18/2009	13/nr	13/nr	H	W	68-56	S. Carolina
1/22/2009	10/nr	12/nr	A	W	76-67	Arkansas
1/25/2009	10/6	12/5	A	L	68-82	Auburn
1/29/2009	13/nr	15/nr	H	W	60-59	Mississippi
2/2/2009	12/2	15/2	A125	L	70-80	Oklahoma
2/5/2009	12/nr	17/nr	H	W	73-43	Georgia
2/8/2009	12/11	17/13	A	L	57-66	Florida
2/12/2009	15/nr	17/nr	H	W	80-61	Alabama
2/16/2009	13/7	18/10	H	L	54-62	Duke
2/19/2009	13/nr	18/nr	A	L	56-66	Kentucky
2/22/2009	13/nr	19/nr	H	W	82-68	Mississippi St.
2/26/2009	18/nr	23/nr	A	L	61-63	Louisiana St.
3/1/2009	18/19	23/21	H	W	75-66	Vanderbilt
SEC TOURNAMENT (3rd), N. Little Rock, Ark.						
3/5/2009	19/nr	24/nr	N107	W	68-49	Alabama
3/6/2009	19/21	24/18	N107	W	71-67	Florida
3/7/2009	19/6	24/5	N107	L	58-78	Auburn
NCAA FIRST ROUND, Bowling Green, Ky.						
3/22/2009	18/nr	23/nr	N45	L	55-71	Ball State

YEAR-BY-YEAR RESULTS

2009-10 (32-3, 15-1 SEC, 1st)

Final AP Ranking 3rd
Final ESPN Ranking 8th
SEC Champions
SEC Tournament Champions

Date	AP Rk	ESPN Rk	Site	W/L	Score	Opponent
11/5/2009			H	W-ex	124-34	Carson-Newman
11/9/2009			H	W-ex	79-46	Delta State
11/15/2009	8/7	9/4	H	W	74-65	Baylor
11/17/2009	6/nr	5/nr	N126	W	91-53	Texas Tech
11/22/2009	6/12	5/17	A	W	77-63	Virginia
11/25/2009	6/nr	5/nr	A	W	69-52	MTSU
11/28/2009	6/nr	5/nr	H	W	61-47	UCLA
12/1/2009	6/nr	5/nr	H	W	93-53	G. Washington
12/6/2009	6/17	5/17	H	W	78-58	Texas
12/13/2009	4/nr	3/nr	N87	W	68-54	Rutgers
12/16/2009	3/nr	3/nr	H	W	86-56	Louisville
12/19/2009	3/2	3/2	A	L	52-67	Stanford
12/22/2009	4/nr	4/nr	A	W	89-34	San Francisco
12/30/2009	4/nr	4/nr	H	W	102-62	Old Dominion
1/3/2010	4/14	4/15	H	W	96-75	Oklahoma
1/7/2010	4/nr	4/nr	H	W	79-62	S. Carolina
1/10/2010	4/nr	4/nr	A	W	75-48	Mississippi St.
1/14/2010	4/nr	4/nr	A	W	66-64	Florida
1/17/2010	4/nr	4/22	H	W	64-57	Vanderbilt
1/21/2010	3/8	3/8	A	L	50-53	Georgia
1/24/2010	3/18	3/19	A	W	55-43	LSU
1/28/2010	5/nr	5/nr	H	W	85-56	Auburn
1/31/2010	5/nr	5/nr	A	W	60-55	S. Carolina
2/4/2010	5/nr	5/nr	H	W	74-57	Arkansas
2/8/2010	5/nr	5/22	A	W	69-60	Vanderbilt
2/11/2010	5/nr	5/nr	A	W	61-58	Mississippi
2/14/2010	5/nr	5/nr	H	W	83-44	Florida
2/18/2010	5/nr	5/nr	A	W	74-67	Alabama
2/22/2010	4/20	4/nr	H	W	70-61	LSU
2/25/2010	4/16	4/14	H	W	81-65	Kentucky
2/28/2010	4/nr	4/nr	H	W	75-63	Mississippi
SEC TOURNAMENT (1st), Duluth, Ga.						
3/5/2010	4/nr	4/nr	N119	W	76-51	Mississippi
3/6/2010	4/nr	4/nr	N119	W	68-49	Vanderbilt
3/7/2010	4/19	4/18	N119	W	70-62	Kentucky
NCAA FIRST AND SECOND ROUNDS, Knoxville, Tenn.						
3/20/2010	3/nr	3/nr	H	W	75-42	Austin Peay
3/22/2010	3/nr	3/nr	H	W	92-64	Dayton
NCAA MEMPHIS REGIONAL CHAMPIONSHIPS (3rd), Memphis, Tenn.						
3/27/2010	3/14	3/18	N127	L	62-77	Baylor

2010-11 (34-3, 16-0 SEC, 1st)

Final AP Ranking 4th
Final ESPN Ranking 6th
SEC Champions
SEC Tournament Champions
2nd NCAA Dayton Regional

Date	AP Rk	ESPN Rk	Site	W/L	Score	Opponent
11/2/2010			H	W-ex	110-66	Carson-Newman
11/7/2010			H	W-ex	86-53	Union (Tenn.)
11/12/2010	4/nr	4/nr	A	W	63-50	Louisville
11/15/2010	4/nr	4/nr	H	W	103-43	Chattanooga
11/18/2010	4/nr	4/nr	H	W	85-73	Virginia
11/21/2010	4/nr	4/nr	H	W	80-64	Arizona State
11/25/2010	4/nr	4/nr	N117	W	82-44	Missouri
11/26/2010	4/nr	4/nr	N117	W	66-42	Georgia Tech
11/27/2010	4/12	4/13	N117	L	58-69	Georgetown
12/1/2010	9/nr	8/nr	H	W	99-55	Lamar
12/5/2010	9/nr	8/nr	A	W	74-44	Old Dominion
12/12/2010	8/21	7/24	A	W	92-77	Texas
12/14/2010	6/2	6/3	A	L	54-65	Baylor
12/19/2010	6/3	6/2	H	Wot	82-72	Stanford
12/22/2010	5/nr	6/nr	H	W	102-53	ETSU
12/30/2010	5/nr	6/nr	H	W	87-51	Rutgers
1/2/2011	5/nr	6/nr	A	W	73-65	LSU
1/6/2011	5/nr	6/nr	H	W	110-45	Alabama
1/9/2011	5/nr	6/nr	H	W	86-46	Mississippi
1/13/2011	5/nr	6/nr	A	W	83-40	Florida
1/15/2011	5/nr	6/nr	H	W	68-56	Vanderbilt
1/20/2011	5/nr	6/nr	A	W	71-56	S. Carolina
1/23/2011	5/nr	6/nr	A	W	73-53	Auburn
1/27/2011	5/nr	6/nr	H	W	81-55	Mississippi St.
1/30/2011	5/nr	6/nr	A	W	72-53	Arkansas
2/7/2011	4/15	4/18	A	W	73-67	Kentucky
2/10/2011	4/nr	4/nr	H	W	61-39	Florida
2/13/2011	4/nr	4/nr	A	W	66-57	Vanderbilt
2/17/2011	4/nr	4/nr	H	W	82-60	S. Carolina
2/21/2011	4/22	4/rv	H	W	77-44	Georgia
2/24/2011	4/nr	4/nr	A	W	66-39	Mississippi
2/27/2011	4/nr	4/nr	H	W	80-60	LSU
SEC TOURNAMENT (1st), Duluth, Ga.						
3/4/2011	4/nr	4/nr	N128	W	92-75	Florida
3/5/2011	4/nr	4/nr	N128	W	82-58	Georgia
3/6/2011	4/16	4/16	N128	W	90-65	Kentucky
NCAA FIRST AND SECOND ROUNDS, Knoxville, Tenn.						
3/19/2011	4/nr	4/nr	H	W	99-34	Stetson
3/21/2011	4/23	4/25	H	W	79-70	Marquette
NCAA DAYTON REGIONAL CHAMPIONSHIPS (2nd), Dayton, Ohio						
3/26/2011	4/18	4/24	N121	W	85-75	Ohio State
3/28/2011	4/9	4/7	N121	L	59-73	Notre Dame

2011-12 (27-9, 12-4 SEC, 2nd)

Final AP Ranking 9th
Final ESPN/USA Today Ranking 7th
SEC Tournament Champions
2nd Des Moines Regional

Date	AP Rk	ESPN Rk	Site	W/L	Score	Opponent
11/1/2011			H	W-ex	105-40	Carson-Newman
11/8/2011			H	W-ex	93-45	Union
11/13/2011	3/nr	3/nr	H	W	89-57	Pepperdine
11/15/2011	3/7	3/7	H	W	92-76	Miami (Fla.)
11/20/2011	3/nr	3/nr	A	L	64-69 (OT)	Virginia
11/27/2011	6/1	7/1	H	L	67-76	Baylor
11/29/2011	8/nr	8/nr	H	W	82-43	MTSU
12/4/2011	8/21	8/22	H	W	73-57	Texas
12/11/2011	7/20	8/21	N87	W	84-61	DePaul
12/13/2011	6/11	6/11	A	W	67-61	Rutgers
12/17/2011	6/nr	6/nr	A	W	85-64	UCLA
12/20/2011	6/4	6/4	A	L	80-97	Stanford
12/28/2011	7/nr	8/nr	H	W	90-37	Old Dominion
1/1/2012	7/nr	8/nr	A	W	73-52	Auburn
1/3/2012	6/nr	7/nr	H	W	90-47	Chattanooga
1/5/2012	6/16	7/15	H	W	80-51	Georgia
1/8/2012	6/nr	7/nr	A	W	69-38	Arkansas
1/12/2012	6/9	7/8	A	L	60-61	Kentucky
1/15/2012	6/25	7/24	H	W	87-64	Vanderbilt
1/19/2012	9/nr	9/nr	H	W	65-56	LSU
1/23/2012	7/2	9/2	A	L	44-72	Notre Dame
1/26/2012	7/nr	9/nr	A	W	86-56	Alabama
1/29/2012	7/17	9/15	A	W	67-50	Georgia
2/2/2012	8/nr	8/nr	H	L	60-64	S. Carolina
2/5/2012	8/nr	8/nr	H	W	82-61	Auburn
2/9/2012	11/nr	11/25	A	L	79-93	Vanderbilt
2/13/2012	13/7	10/7	H	W	91-54	Kentucky
2/16/2012	13/nr	10/nr	A	W	57-41	Mississippi St.
2/19/2012	13/nr	10/nr	A	W	66-56	Mississippi
2/23/2012	10/nr	9/nr	H	L	71-72 (OT)	Arkansas
2/26/2012	10/nr	9/nr	H	W	75-59	Florida
SEC TOURNAMENT (1st), Nashville, Tenn.						
3/2/2012	13/nr	10/nr	N101	W	68-57	Vanderbilt
3/3/2012	13/25	10/nr	N101	W	74-58	S. Carolina
3/4/2012	13/nr	10/nr	N101	W	70-58	LSU
NCAA FIRST AND SECOND ROUNDS, Chicago, Ill.						
3/17/2012	9/nr	7/nr	N128	W	72-49	UT-Martin
3/19/2012	9/nr	7/23	A	W	63-48	DePaul
NCAA DES MOINES REGIONAL CHAMP. (2nd), Des Moines, Iowa						
3/24/2012	9/nr	7/nr	N129	W	84-73	Kansas
3/26/2012	9/1	7/1	N129	L	58-77	Baylor

YEAR-BY-YEAR RESULTS

HOLLY WARLICK (7 YEARS, 172-67)

2012-13 (27-8, 14-2 SEC, 1st)

Final AP Ranking 10th
Final USA Today Coaches Ranking 9th
SEC Champions
2nd NCAA Oklahoma City Regional

Date	AP Rk	ESPN Rk	Site	W/L	Score	Opponent
11/1/2012			H	W-ex	104-44	Carson-Newman
11/4/2012			H	W-ex	118-44	Coker
11/9/2012	20/nr	16/nr	A	L	71-80	Chattanooga
11/11/2012	20/22	16/20	A	W	71-54	Georgia Tech
11/15/2012	24/nr	24/nr	H	W	101-48	Rice
11/18/2012	24/23	20/23	A	W	79-67	Miami (Fla.)
11/25/2012	20/nr	15/nr	H	W	90-37	Alcorn State
11/28/2012	16/nr	14/nr	H	W	88-81 (OT)	MTSU
12/2/2012	16/22	14/nr	H	W	102-57	N. Carolina
12/16/2012	13/18	12/20	A	W	94-75	Texas
12/18/2012	10/3	11/3	A	L	53-76	Baylor
12/22/2012	10/1	11/1	H	L	60-73	Stanford
12/28/2012	13/nr	15/nr	H	W	75-40	Davidson
12/30/2012	13/nr	15/nr	H	W	66-47	Rutgers
1/3/2013	12/18	13/15	A	W	73-53	S. Carolina
1/6/2013	12/10	13/11	H	W	79-66	Georgia
1/10/2013	9/nr	9/nr	H	W	84-39	Missouri
1/13/2013	9/nr	9/nr	A	W	78-75 (OT)	Florida
1/17/2013	9/nr	9/nr	A	W	75-66	Auburn
1/20/2013	9/nr	9/nr	H	W	96-69	Alabama
1/24/2013	9/nr	9/nr	A	W	83-75	Vanderbilt
1/28/2013	9/2	10/3	H	L	67-77	Notre Dame
1/31/2013	9/nr	10/nr	H	W	88-45	Mississippi St.
2/3/2013	9/nr	10/nr	A	L	63-80	Missouri
2/7/2013	12/nr	13/nr	A	W	64-62	LSU
2/10/2013	12/nr	13/nr	H	W	97-68	Mississippi
2/17/2013	12/nr	10/nr	H	W	83-64	Vanderbilt
2/21/2013	11/nr	10/nr	H	W	83-61	Auburn
2/24/2013	11/nr	10/nr	A	W	60-54	Arkansas
2/28/2013	8/13	8/15	H	W	82-72	Texas A&M
3/3/2013	8/10	8/10	A	L	65-78	Kentucky
SEC TOURNAMENT (3rd), Duluth, Ga.						
3/8/2013	9/nr	9/nr	N119	W	82-73	Florida
3/9/2013	9/19	9/19	N119	L	62-66	Texas A&M
NCAA FIRST AND SECOND ROUNDS, Knoxville, Tenn.						
3/23/2013	10/nr	9/nr	H	W	83-62	Oral Roberts
3/25/2013	10/nr	9/nr	H	W	68-52	Creighton
NCAA OKLAHOMA CITY REGIONAL CHAMP. (2nd), Oklahoma City, Okla.						
3/31/2013	10/nr	9/nr	N125	W	74-59	Oklahoma
4/2/2013	10/16	9/17	N125	L	78-86	Louisville

2013-14 (29-6, 13-3 SEC, 2nd)

Final AP Ranking 3rd
Final USA Today Coaches Ranking 8th
SEC Tournament Champions
3rd NCAA Louisville Regional

Date	AP Rk	ESPN Rk	Site	W/L	Score	Opponent
11/4/2013			H	W-ex	115-31	Carson-Newman
11/8/2013	4/nr	4/nr	A	W	67-57	MTSU
11/11/2013	4/12	3/11	A	W	81-65	N. Carolina
11/14/2013	4/nr	3/nr	H	W	80-56	Chattanooga
11/17/2013	4/nr	3/nr	H	W	87-76	Georgia Tech
11/24/2013	3/nr	4/nr	H	W	84-50	Oakland
11/28/2013	3/nr	4/nr	N130	W	76-67	Virginia
11/29/2013	3/nr	4/nr	N130	W	87-47	SMU
12/8/2013	3/nr	3/nr	H	W	75-61	Texas
12/14/2013	3/nr	3/nr	H	W	103-64	Troy
12/17/2013	3/nr	3/nr	H	W	94-43	Tennessee St.
12/21/2013	3/6	3/5	A	L	70-76	Stanford
12/29/2013	5/nr	5/nr	H	W	110-42	Lipscomb
1/2/2014	5/16	5/16	H	L	77-80	LSU
1/5/2014	5/19	5/18	A	W	85-70	Georgia
1/9/2014	8/nr	8/nr	H	W	94-70	Mississippi
1/12/2014	8/nr	8/nr	A	L	63-74	Vanderbilt
1/16/2014	12/nr	10/nr	A	W	67-63	Mississippi St.
1/20/2014	11/2	12/2	H	L	70-86	Notre Dame
1/23/2014	11/nr	12/nr	H	W	89-69	Florida
1/26/2014	11/17	12/15	A	W	76-55	Texas A&M
1/30/2014	10/nr	10/nr	H	W	70-60	Arkansas
2/2/2014	10/nr	10/nr	A	W	64-54	Alabama
2/6/2014	8/nr	8/nr	A	W	77-65	Mississippi
2/10/2014	8/18	8/19	H	W	81-53	Vanderbilt
2/16/2014	8/18	8/18	H	L	71-75	Kentucky
2/20/2014	10/nr	10/nr	H	W	93-63	Auburn
2/23/2014	10/nr	10/nr	A	W	56-50	Missouri
2/27/2014	10/nr	9/23	A	W	72-67	LSU
3/2/2014	10/4	9/5	H	W	73-61	S. Carolina
SEC TOURNAMENT (1st), Duluth, Ga.						
3/7/2014	6/nr	6/nr	N119	W	77-65	LSU
3/8/2014	6/15	6/14	N119	W	86-77	Texas A&M
3/9/2014	6/12	6/13	N119	W	71-70	Kentucky
NCAA FIRST AND SECOND ROUNDS, Knoxville, Tenn.						
3/22/2014	3/nr	3/nr	H	W	70-46	N'western St.
3/24/2014	3/nr	3/nr	H	W	67-51	St. John's
NCAA LOUISVILLE REGIONAL CHAMP. (3rd), Louisville, Ky.						
3/30/2014	3/11	3/9	N131	L	62-73	Maryland

2014-15 (30-6, 15-1 SEC, 1st)

Final AP Ranking 6th
Final USA Today Coaches Ranking 6th
SEC Champions
2nd NCAA Spokane Regional

Date	AP Rk	ESPN Rk	Site	W/L	Score	Opponent
11/9/2014			H	W-ex	90-57	Carson-Newman
11/14/2014	4/nr	4/nr	H	W	97-52	Penn
11/17/2014	4/nr	5/nr	H	W	91-39	Oral Roberts
11/21/2014	4/nr	5/nr	H	W	81-48	Winthrop
11/24/2014	4/nr	5/nr	H	W	97-46	Tennessee St.
11/26/2014	4/nr	5/nr	A	L	63-67	Chattanooga
11/30/2014	4/6	5/9	A	L	59-72	Texas
12/3/2014	14/nr	14/nr	H	W	111-44	Saint Francis
12/7/2014	14/nr	14/nr	A	W	85-51	Lipscomb
12/14/2014	11/17	13/19	A	W	55-45	Rutgers
12/16/2014	11/nr	12/nr	H	W	54-51	Wichita St.
12/20/2014	11/7	12/7	H	W	59-40	Stanford
12/28/2014	8/10	11/12	H	W	74-63	Oregon St.
1/2/2015	8/nr	9/nr	H	W	63-53	Missouri
1/5/2015	7/nr	9/nr	A	W	57-49	Vanderbilt
1/8/2015	7/9	9/8	H	W	81-58	Texas A&M
1/11/2015	7/nr	9/nr	A	W	60-51	Arkansas
1/15/2015	6/nr	6/nr	A	W	54-42	Auburn
1/19/2015	5/6	7/7	A	L	77-88	Notre Dame
1/22/2015	5/nr	7/nr	H	W	75-58	LSU
1/25/2015	5/22	7/19	H	W	59-51	Georgia
1/29/2015	6/10	6/10	A	W	73-72	Kentucky
2/1/2015	6/18	6/18	H	W	79-67	Mississippi St.
2/8/2015	6/nr	6/nr	A	W	64-56	Florida
2/12/2015	6/nr	6/nr	A	W	69-49	Mississippi
2/15/2015	6/10	6/10	H	W	72-58	Kentucky
2/19/2015	6/nr	6/nr	H	W	77-56	Alabama
2/23/2015	6/2	6/2	A	L	66-71	South Carolina
2/26/2015	6/nr	6/nr	A	W	70-59	Georgia
3/1/2015	6/nr	6/nr	H	W	79-49	Vanderbilt
SEC TOURNAMENT (2nd), North Little Rock, Ark.						
3/6/2015	5/nr	5/nr	N107	W	75-41	Georgia
3/7/2015	5/12	5/11	N107	W	75-64	Kentucky
3/8/2015	5/3	5/4	N107	L	46-62	South Carolina
NCAA FIRST AND SECOND ROUNDS, Knoxville, Tenn.						
3/21/2015	6/nr	5/nr	H	W	72-61	Boise State
3/23/2015	6/nr	5/nr	H	W	77-67	Pittsburgh
NCAA SPOKANE REGIONAL CHAMP. (3rd), Spokane, Wash.						
3/28/2015	6/nr	5/nr	N132	W	73-69 (OT)	Gonzaga
3/30/2015	6/4	6/3	N132	L	48-58	Maryland

YEAR-BY-YEAR RESULTS

2015-16 (22-14, 8-8 SEC, T7th)

Final AP Ranking RV
Final USA Today Coaches Ranking 19th
2nd NCAA Sioux Falls Regional

Date	AP Rk	ESPN Rk	Site	W/L	Score	Opponent
(Italy Tour)	**Site**	**W/L**	**Score**			**Opponent**
8/7/2015	N133	W-ex	66-49			Cameroon National Tm.
8/9/2015	N134	W-ex	71-61			Lithuanian Univ. Teams Select
8/11/2015	A135	W-ex	81-27			Selezione Dream Tm. Italy
11/9/2015	4/nr	4/nr	H	W-ex	101-59	Carson-Newman
11/15/2015	4/nr	4/nr	H	W	102-47	Central Ark.
11/18/2015	4/nr	5/nr	H	W	74-66	Penn State
11/20/2015	4/25	5/rv	H	W	57-55	Syracuse
11/23/2015	4/nr	5/rv	H	W	59-57	Chattanooga
11/27/2015	4/nr	5/rv	H	W	63-55	UAlbany
11/29/2015	4/8	5/8	H	L	53-64	Texas
12/2/2015	8/nr	8/nr	H	W	85-49	ETSU
12/6/2015	8/nr	8/nr	H	L	43-57	Virginia Tech
12/11/2015	16/nr	16/nr	A	W	58-51	Wichita St.
12/16/2015	14/15	16/14	A	L	55-69	Stanford
12/19/2015	14/7	16/7	A	W	53-50	Oregon State
12/30/2015	13/nr	16/nr	H	W	90-56	Stetson
1/4/2016	12/20	11/rv	A	W	71-55	Missouri
1/7/2016	12/rv	11/rv	H	L	66-74	Florida
1/10/2016	12/nr	11/nr	H	W	79-52	Auburn
1/14/2016	13/nr	15/nr	A	L	59-64	Arkansas
1/18/2016	18/3	22/3	A	L	66-79	Notre Dame
1/21/2016	18/nr	22/nr	H	W	58-49	Vanderbilt
1/25/2016	19/12	23/9	A	L	63-64	Kentucky
1/28/2016	19/13	23/13	A	L	63-65 (OT)	Mississippi St.
1/31/2016	19/nr	23/nr	H	W	70-42	Alabama
2/4/2016	23/nr	25/nr	H	W	75-57	Arkansas
2/7/2016	23/12	25/11	A	L	71-76 (OT)	Texas A&M
2/11/2016	25/nr	rv/nr	A	W	69-51	Vanderbilt
2/15/2016	24/3	rv/2	H	L	56-62	South Carolina
2/18/2016	24/nr	rv/nr	H	W	57-51	Ole Miss
2/21/2016	24/nr	rv/nr	A	L	56-57	LSU
2/25/2016	nr/nr	nr/nr	A	L	46-54	Alabama
2/28/2016	nr/nr	nr/nr	H	W	80-60	Georgia
SEC TOURNAMENT (3rd), Jacksonville, Fla.						
3/3/2016	nr/nr	nr/nr	N136	W	68-51	Arkansas
3/4/2016	nr/16	nr/16	N136	W	70-60	Texas A&M
3/5/2016	nr/15	nr/15	N136	L	48-58	Mississippi St.
NCAA FIRST AND SECOND ROUNDS, Tempe. Ariz.						
3/18/2016	rv/nr	nr/rv	N137	W	59-53	Green Bay
3/20/2016	rv/11	nr/11	A137	W	75-64	Arizona St.
NCAA SIOUX FALLS REGIONAL CHAMP. (2nd), Sioux Falls, S.D.						
3/25/2016	rv/9	nr/9	N138	W	78-62	Ohio St.
3/27/2016	rv/14	nr/15	N138	L	67-89	Syracuse

2016-17 (20-12, 10-6 SEC, 5th)

Final AP Ranking RV
Final USA Today Coaches Ranking RV
NCAA Second Round

Date	AP Rk	ESPN Rk	Site	W/L	Score	Opponent
11/7/2016	13/nr	14/nr	H	W-ex	95-56	Carson-Newman
11/11/2016	13/nr	14/nr	A	W	81-69	James Madison
11/13/2016	13/nr	13/nr	H	W	85-55	Navy
11/15/2016	13/nr	13/nr	A	W	83-58	ETSU
11/20/2016	13/nr	13/nr	A	L	56-70	Penn State
11/27/2016	17/nr	16/nr	A	L	63-67	Virginia Tech
11/30/2016	22/nr	25/nr	H	W	86-36	Tennessee St.
12/4/2016	22/4	25/4	H	L	66-88	Baylor
12/11/2016	rv/17	rv/17	A	L	67-72	Texas
12/14/2016	nr/nr	rv/nr	H	W	92-66	Appalachian St.
12/18/2016	nr/10	rv/10	H	W	59-51	Stanford
12/21/2016	rv/nr	rv/nr	H	W	110-84	Troy
12/29/2016	rv/nr	rv/nr	H	W	90-54	UNCW
1/1/2017	rv/17	rv/23	H	W	72-65	Kentucky
1/5/2017	rv/nr	rv/nr	A	W	70-57	Vanderbilt
1/8/2017	rv/4	rv/4	H	L	64-74	Mississippi St.
1/12/2017	rv/nr	rv/nr	A	L	62-67	Ole Miss
1/16/2017	nr/6	rv/6	H	W	71-69	Notre Dame
1/19/2017	rv/nr	rv/nr	A	L	61-79	Auburn
1/22/2017	rv/nr	rv/nr	H	W	91-63	Vanderbilt
1/26/2017	rv/nr	rv/nr	A	W	84-75	Florida
1/30/2017	rv/4	rv/4	A	W	76-74	South Carolina
2/2/2017	rv/nr	25/nr	H	W	77-58	LSU
2/5/2017	rv/nr	25/nr	A	L	78-81 (2OT)	Georgia
2/9/2017	24/rv	25/nr	H	W	77-66	Missouri
2/12/2017	24/rv	25/rv	H	L	59-61	Texas A&M
2/16/2017	rv/nr	rv/nr	A	L	57-65	Alabama
2/19/2017	rv/nr	rv/nr	H	W	59-46	Arkansas
2/23/2017	rv/nr	rv/nr	H	W	74-70	Florida
2/26/2017	rv/3	rv/2	A	W	82-64	Mississippi St.
SEC TOURNAMENT, Greenville, S.C.						
3/2/2017	rv/nr	rv/nr	N114	L	64-72	Alabama
NCAA FIRST AND SECOND ROUNDS, Louisville. Ky.						
3/18/2017	rv/nr	rv/nr	N131	W	66-57	Dayton
3/20/2017	rv/13	nr/12	A131	L	64-75	Louisville

2017-18 (25-8, 11-5 SEC, t4th)

Final AP Ranking 12th
Final USA Today Coaches Ranking 17th
NCAA Second Round

Date	AP Rk	ESPN Rk	Site	W/L	Score	Opponent
11/7/2017	14/nr	18/nr	H	W-ex	121-76	Carson-Newman
11/12/2017	14/nr	18/nr	H	W	87-49	ETSU
11/15/2017	13/nr	18/nr	H	W	89-60	James Madison
11/20/2017	12/nr	18/nr	H	W	68-56	Wichita St.
11/23/2017	12/20	18/20	N139	W	101-99 (OT)	Marquette
11/24/2017	12/nr	18/nr	N139	W	79-69	Oklahoma St
11/25/2017	12/nr	18/nr	N139	W	69-49	South Dakota
11/30/2017	12/nr	13/nr	H	W	77-34	Central Ark.
12/3/2017	12/nr	13/nr	H	W	104-51	Alabama St.
12/6/2017	11/nr	13/nr	H	W	131-69	Troy
12/10/2017	11/2	13/4	H	W	82-75	Texas
12/17/2017	7/nr	7/nr	A	W	90-61	Long Beach St.
12/21/2017	7/18	7/24	A	W	83-71	Stanford
12/31/2017	7/nr	7/nr	A	W	63-49	Kentucky
1/4/2018	7/nr	7/nr	H	W	70-59	Auburn
1/7/2018	7/nr	7/nr	H	W	86-73	Vanderbilt
1/11/2018	6/17	6/16	A	L	76-79 (OT)	Texas A&M
1/14/2018	6/9	6/8	A	W	86-70	S. Carolina
1/18/2018	6/5	7/5	A	L	70-84	Notre Dame
1/21/2018	6/3	7/3	H	L	52-71	Mississippi St.
1/25/2018	10/nr	10/nr	H	W	75-66	Ole Miss
1/28/2018	10/nr	10/nr	A	L	59-70	LSU
2/1/2018	12/14	13/12	H	W	82-67	Texas A&M
2/4/2018	12/nr	13/nr	A	W	74-64	Vanderbilt
2/8/2018	11/nr	11/nr	A	W	90-85	Arkansas
2/11/2018	11/18	11/18	H	W	62-46	Georgia
2/15/2018	11/nr	11/nr	H	L	63-72	Alabama
2/18/2018	11/13	11/13	A	L	73-77	Missouri
2/22/2018	15/nr	14/nr	A	W	70-42	Florida
2/25/2018	15/7	14/6	H	W	65-46	S. Carolina
SEC TOURNAMENT, Nashville, Tenn.						
3/1/2018	12/nr	12/nr	N101	W	64-61	Auburn
3/2/2018	12/8	12/8	N101	L	62-73	S. Carolina
NCAA FIRST AND SECOND ROUNDS, Knoxville, Tenn.						
3/16/2018	12/nr	13/nr	H	W	100-60	Liberty
3/18/2018	12/13	13/12	H	L	59-66	Oregon St.

2018-19 (19-13, 7-9 SEC, 8th)

Final AP Ranking NR
Final USA Today Coaches Ranking NR
NCAA First Round

Date	AP Rk	ESPN Rk	Site	W/L	Score	Opponent
11/5/2018	11/nr	12/nr	H	W-ex	128-59	Carson-Newman
11/11/2018	11/nr	12/nr	H	W	97-49	Presbyterian
11/14/2018	12/nr	12/nr	H	W	73-46	UNC Asheville
11/18/2018	12/nr	12/nr	H	W	96-31	Florida A&M
11/22/2018	11/nr	11/nr	N140	W	78-66	Clemson
11/24/2018	11/nr	11/nr	N140	W	73-69 (OT)	UAB
12/2/2018	11/nr	11/rv	A	W	76-63	Oklahoma St.
12/5/2018	9/nr	9/nr	H	W	65-55	Stetson

YEAR-BY-YEAR RESULTS

12/9/2018	9/12	9/12	A	W	88-82	Texas
12/18/2018	9/8	8/9	H	L	85-95	Stanford
12/21/2018	9/nr	8/nr	H	W	80-61	ETSU
12/28/2018	10/nr	10/nr	H	W	98-77	Murray St.
12/30/2018	10/nr	10/nr	H	W	84-76	Belmont
1/3/2019	10/nr	10/nr	A	W	78-69	Auburn
1/6/2019	10/nr	10/nr	H	L	64-66	Missouri
1/10/2019	13/16	13/16	H	L	71-73	Kentucky
1/13/2019	13/nr	13/nr	A	L	62-66	Georgia
1/17/2019	20/nr	17/nr	A	L	65-86	Alabama
1/21/2019	rv/nr	17/nr	H	L	79-80	Arkansas
1/24/2019	rv/1	rv/1	H	L	62-77	Notre Dame
1/27/2019	rv/nr	rv/nr	H	W	74-65	LSU
1/31/2019	nr/nr	nr/nr	H	W	67-50	Florida
2/3/2019	nr/nr	nr/nr	A	W	82-65	Vanderbilt
2/10/2019	nr/6	nr/6	A	L	63-91	Mississippi St.
2/14/2019	nr/nr	nr/nr	H	W	73-62	Auburn
2/17/2019	nr/rv	nr/rv	A	W	62-60	Missouri
2/21/2019	nr/21	nr/22	A	L	62-79	Texas A&M
2/24/2019	nr/13	nr/13	H	L	67-82	South Carolina
2/28/2019	nr/nr	nr/nr	H	L	69-76	Vanderbilt
3/3/2019	nr/nr	nr/nr	A	W	81-56	Ole Miss
SEC TOURNAMENT, Greenville, S.C.						
3/7/2019	nr/nr	nr/nr	N114	W	69-66	LSU
3/8/2019	nr/5	nr/5	N114	L	68-83	Mississippi St.
NCAA FIRST AND SECOND ROUNDS, College Park, Md.						
3/23/2019	nr/20	nr/24	N141	L	77-89	UCLA

KELLIE HARPER (1ST YEAR, 0-0)

2019-20 (0-0, 0-0 SEC, TBD)
Final AP Ranking TBD
Final USA Today Coaches Ranking TBD
TBD

Date	AP Rk	ESPN Rk	Site	W/L	Score	Opponent
(Europe Tour)	**Site**	**W/L**	**Score**			**Opponent**
8/8/2019	A142	W	97-45			Dozy BV Den Helder
8/10/2019	A143	W	106-64			KBBC Upkot Sparta Laarne
8/13/2019	A144	W	93-43			AK Select

Tennessee improved to 24-7 all-time on foreign soil, including 17-7 vs. non-NCAA teams, as the Lady Vols swept opponents in the Netherlands, Belgium and France during a three-game summer tour of Western Europe from Aug. 5-15, 2019. UT is pictured here after the trip's final game, a 93-43 victory over AK Select in Brétigny-sur-Orge, France.

2019-20

MEDIA INFO

The University of Tennessee Media Relations staff looks forward to serving the members of the media during the 2019-20 Lady Vol basketball season. If you will be attending a game in UT's Thompson-Boling Arena, please take a few moments to review the items of media interest appearing on the pages that follow.

If you have any special media requests of our office, please do not hesitate to contact any of the staff members at any time.

The 2019-20 Lady Vol Basketball Media Guide has been prepared with the media in mind. Any additional information, interviews or photos can be requested from the UT Media Relations Office.

The staff of the Tennessee Media Relations Office hopes to make your working experience enjoyable.

GETTING HERE /// DIRECTIONS

From the Airport
-Travel North on Highway 129 (Alcoa Highway)
-Take the Neyland Drive exit
-Turn left on Neyland Drive at the light
-Travel east on Neyland Drive
-Turn left on Lake Loudoun Blvd.
-Thompson-Boling Arena will be on your right
-Get into the right lane and turn right onto Phillip Fulmer Way
-The G-10 parking lot will be on your right

From Eastbound I-40
-Exit on Highway 129-Alcoa Highway (Airport exit)
-Take the Neyland Drive exit
-Turn left on Neyland Drive at the light
-Travel east on Neyland Drive
-Turn left on Lake Loudoun Blvd.
-Thompson-Boling Arena will be on your right
-Get into the right lane and turn right onto Phillip Fulmer Way
-The G-10 parking lot will be on your right

From Westbound I-40
-Follow signs to Hall of Fame Drive/James White Parkway/ Neyland Drive
-Turn right on Lake Loudoun Blvd.
-Thompson-Boling Arena will be on your right
-Get into the right lane and turn right onto Phillip Fulmer Way
-The G-10 parking lot will be on your right

From I-75
-Take I-275 to I-40 East (towards Asheville)
-Exit on James White Parkway/Neyland Drive
-Turn right on Lake Loudoun Blvd.
-Thompson-Boling Arena will be on your right
-Get into the right lane and turn right onto Phillip Fulmer Way
-The G-10 parking lot will be on your right

MEDIA RELATIONS STAFF

TOM SATKOWIAK
Associate AD - Communications
Office: (865) 974-7501
Cell: (865) 696-2897
E-mail: tomsid@utk.edu
Twitter: @TomSatkowiak

ERIC TRAINER
Assoc. Director - Media Relations
(Primary WBB Contact)
Office: (865) 974- 8173
Cell: (865) 603-2916
E-mail: etrainer@utk.edu
Twitter: @UTSpaceWrangler

KIMBERLY HOOD
Asst. Director - Media Relations
(Secondary WBB Contact)
Office: (865) 974-1211
Cell: (423) 552-5617
E-mail: khood3@utk.edu
Twitter: @allinhoodtime

Historian: Bud Ford

Director of Football Communications: Zach Stipe

Director of Digital & Creative Strategy: Kellen Hiser

Assistant Directors: Sean Barows, Forest Jersey, Andy Kovar, Akilah Laster, Shane Switzer

Graduate Assistants: Ricky Martinez, Dom Palumbo, Grace Whiteley

■ WOMEN'S BASKETBALL MEDIA RELATIONS
Location: Anderson Training Center, Ground Floor
Phone: (865) 974-1212
Fax: (865) 974-1269
Mailing: P.O. Box 15016 Knoxville, TN 37901
Shipping: 1551 Lake Loudoun Blvd., Knoxville, TN 37996
Thompson-Boling Arena Press Row: (865) 974-0110
Arena Ticket Office: (865) 656-HOOP

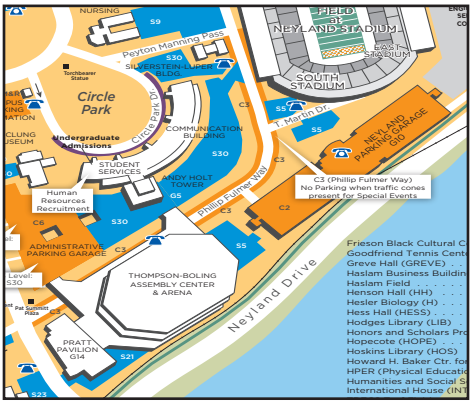

AREA HOTELS (AREA CODE 865)

Courtyard By Marriott-Downtown	566-9100
Crowne Plaza-Downtown	522-2600
Four Points/Cumberland House	971-4663
Hampton Inn-Downtown	522-5400
Hampton Inn Suites-Papermill Area	693-5400
Holiday Inn Express-Papermill Area	824-9030
Hilton-Airport	970-4300
Hilton-Downtown	523-2300
Holiday Inn-World's Fair Park	522-2800
Hyatt Place-Downtown	544-9977
Tennessean-Downtown	232-1800
The Volunteer-Cumberland Ave.	437-5500

TAXI COMPANIES

Checker Cab	312-6050
City Taxi Cab	591-5795
Discount Taxi	755-5143
Royal Taxi	219-3516

MEDIA POLICIES

COVERING PRACTICE

Please contact Eric Trainer at the Media Relations Office at least a week in advance to arrange player or coach feature interviews. If you plan to cover an open practice session, please contact the Media Relations Office on a daily basis to check about changes in the schedule.

PLAYER AND COACH INTERVIEWS

Media wishing to interview coaches or players are encouraged to set up interviews in advance with the Media Relations Office. Generally, the best time to conduct an interview is on a designated day with an open portion of practice and pre-practice media opportunity. The Media Relations Office will help with all requests.

MEDIA CREDENTIALS

Media outlets interested in obtaining credentials to cover Lady Vol basketball home games must apply for those online via Sports Systems. To apply, please visit: http://www.sportssystems.com/seccredentials. Applications for single-game credentials should be submitted five days prior to a game. Once you receive your approval letter via email, you will be provided options for credential pick-up.

PHOTOGRAPHER CREDENTIALS

Credentials will be issued only to accredited photographers or those individuals on special assignment. During regular season games, work area includes the floor area at both ends of the court and alongside the corners of the playing floor opposite the team benches. Special arrangements for strobes or catwalk access must be made through the Media Relations and Arena Management Offices no later than one week in advance of the game. UT's arena security policy requires that all photographers placing strobes will go through a screening process and must be accompanied by a UT police officer or representative when placing strobes.

THE SEC MEDIA POLICY

By acceptance and use of an SEC media credential, the holder agrees to the following conditions for any and all athletic events hosted by the SEC and its member institutions:

1. The SEC and its member institutions grant a media organization a limited license to use certain gathered information on the media organization's own Internet or online site beginning at the start of an athletic event and up to the conclusion of such event, all subject to the following limitations and conditions:

(a) No more than 10 still photographs may be used for news coverage of the game and other editorial purposes during the event.

(b) Video tape may only be shown as part of a single, non-archived, online "simulcast" of a television station's regularly-scheduled news program.

(c) While a game is in progress, the use of textual statistical information is time-delayed and limited in amount (e.g., updates pertaining to score, injuries and national, conference or institutional record-breaking performances, a condensed half-time story) so that an organization's Internet or online game coverage does not undercut the authorized and rights-paying fee organization's rights to play-by-play accounts of the game and/or exclusivity as to such rights.

2. Any proposed media use on an Internet or online sight of the game information that is more detailed and/or more than described above will require separate written authorization by the SEC and/or its member institutions. However, such written authorization will not permit the use of game information in entertainment contexts and will not authorize game coverage that, due to immediacy or detail, constitutes or approaches a play-by-play account of a game.

3. Should any of these conditions be breached, the SEC and/or its member institutions will issue a written warning for the first violation. If this violation occurs during the last game of the institutions' regularly-scheduled season, the media organization may not be credentialed for the SEC Tournament. A second violation of this policy will result in revocation of credentials to cover future basketball games hosted by the SEC and/or its member institutions.

MEDIA PARKING PASSES AND MEDIA ENTRANCE

Parking space is limited. The media must request parking access along with other credential requests. Media coverage on a regular basis will insure first priority in UT parking garage G-10. The media entrance is located adjacent to this parking area on Phillip Fulmer Way. **Please be advised that everyone must proceed through metal detectors to enter Thompson-Boling Arena and is subject to having their bags checked.**

PRESS ROW

Press row is located in the lower level southeast corner of the arena behind the baseline nearest the G-10 garage. Only accredited media will be allowed in this area. Children are not permitted on press row.

MEDIA ROOM SERVICES

The media room is on the east end of the arena. Soft drinks and a pregame meal will be offered just outside the media room in a curtained area. Postgame interviews will be conducted in the media room, and the working press has numerous electrical outlets and wireless internet available. Wireless internet also is available courtside. If you choose to install a phone line on press row, please contact UT Telephone Services at (865) 974-3121.

STATISTICAL SERVICES

Services provided include statistics generated from the Genius Sports computer statistics program. Statistics can be accessed via laptop or iPad. Hard copies of halftime stats, final stats and play-by-play highlights at the end of each half also will be available. Coaches' quotes will be provided following the post-game interview sessions.

To access up-to-date stats during a game, visit UTstats.com for a live feed.

POSTGAME INTERVIEWS

A formal post-game interview is held in the basketball media room following each game. The media will be solicited for player names with five minutes left in the game. After a 10-minute cooling-off period, the visiting team coach and selected players will be brought to the media room. Following the visiting team's media session, select UT players will come to the media room, followed shortly afterward by head coach Kellie Harper. Risers for television cameras and a distribution box for radio will be available in the back of the area.

RADIO

Requests to broadcast must be made in writing at the earliest possible date to receive permission. Stations are responsible for contacting Glenn Thackston at IMG/Lady Vol Network in Knoxville for use of the phone lines in Thompson-Boling Arena. Mr. Thackston can be reached during business hours at (865) 212-3570. The radio broadcast location is on the floor level at the main scorer's table.

TELEVISION GAMES

Thompson-Boling Arena permits the inside parking of television tractor-trailer units and offers secure parking adjacent to the arena for satellite uplink units. Personnel from Arena Management, including electricians, are available to meet arriving trucks in advance of the game. Please notify the Media Relations Office of your arrival plans for television games.

UTSPORTS.COM

UTSports.com is the official online home for Tennessee Athletics. Here, one can find schedules, results, rosters, player bios and stats. There is unique content including photo galleries of events, behind-the-scenes features, video highlights and features, video interviews with players and coaches, as well as the latest news on every team on campus.

UTSports.com features links to game video being provided by SEC Network+, WatchESPN and other entities. By using the live (Sidearm Stats) stats link, fans can also follow the action online and stay updated on general statistics and trends.

LADY VOL NETWORK

For more than 60 years the Vol Network has served as the main communications link between the University of Tennessee and its fans. IMG College/Vol Network/Lady Vol Network manages the multi-media and marketing rights to University of Tennessee Athletics. IMG is recognized as the world's premier sports, entertainment and media company. With 50 radio affiliates and statewide coverage, the Vol Network boasts one of the largest collegiate basketball networks in the country. The Kellie Harper Television Show, which begins in early January and runs weekly during basketball season is shown on network television stations across the state in all five major Tennessee television markets.

IMG College/Vol Network
(865) 212-3570 • 6701 Baum Drive, Suite 100 • Knoxville, TN 37919

LADY VOL BASKETBALL PROGRAMMING

The Tennessee Lady Vols first found a home on the radio during the 1977-78 season. At that time, a handful of games were aired with John Ward, former play-by-play guru of UT football and men's basketball, handling the microphone.

The flagship station of the University of Tennessee Lady Vol basketball broadcasts is Sports Radio WNML (990 AM and 99.1 FM) in Knoxville, Tenn. This will mark the 43rd year of Lady Vol games on the air. The Lady Vol Network, with affiliates across the state, is the largest women's basketball radio network in the country. For more information about joining the Lady Vol Network, contact Glenn Thackston at IMG/Vol Network: (865) 212-3570.

Additionally, Lady Vol basketball games will again find a home on the Internet at www.utsports.com, as fans worldwide will be able to access the broadcasts. For more info., visit the Live Audio/Video section under the Fans tab.

Calling the play-by-play action again this season will be Mickey Dearstone, who is in his 21st season calling the games full-time. Dearstone took over full-time play-by-play duties from Bob Kesling after the 1998-99 season.

THE KELLIE HARPER SHOW

The Kellie Harper TV Show takes Tennessee fans inside the workings of the winningest program in women's basketball. This entertaining 30-minute television show is hosted by head coach Kellie Harper and the Lady Vol Network's Mickey Dearstone. The show includes game highlights, exclusive behind-the-scenes player and team features as well as a scouting report for the upcoming week in Lady Vol basketball.

The show airs for nine consecutive weeks during basketball season and is shown in Knoxville on WVLT (Saturday, 11:30 a.m.) and WBXX (Sunday, 12:30 p.m.), Chattanooga on WTVC-TV (Saturday, 12:30 p.m.), Memphis on WANT-TV (Saturday, 11:30 a.m.), Nashville on WZTV (Saturday, 11:30 a.m.) and the Tri-Cities on WJHL (Saturday, 12:30 p.m.). All times are local. Stations and times are subject to change. Check local listings for The Kellie Harper TV Show in your area.

Mickey Dearstone is the "Voice of the Lady Vols."

LADY VOL NETWORK AFFILIATES

Station	Market	Dial
Bristol	WOPI-AM	790
Chattanooga	WGOW-FM	102.3
Chattanooga	WGOW-AM	1150
Cleveland	WCLE-AM	1570
Cookeville	WLQK-FM	95.9
Crossville	WPBX-FM	99.3
Crossville	WCSV-AM	1490
Greeneville	WGRV-AM	1340
Johnson City	WKTP-AM	1590
Kingsport	WKPT-AM	1400
Knoxville	WNML-AM	990
Knoxville	WNML-FM	99.1
Lenoir City	WLIL-AM	730
Lewisburg	WJJM-AM	1490
Morristown	WCRK-AM	1150
Nashville	WGFX-FM	104.5
Newport	WLIK-AM	1270
Union City	WENK-AM	1240
Wartburg	WECO-FM	101.3

**Some stations may only carry a partial schedule*

QUICK FACTS

Alabama
Arkansas
Auburn
Florida
Georgia
Kentucky
LSU

Missouri
Mississippi
Mississippi State
South Carolina
Tennessee
Texas A&M
Vanderbilt

SEC ON THE WEB: For all you need to know about the Southeastern Conference and its member schools, access the SEC Web Page at www.SECSports.com. The site contains team information, scores, conference standings and statistics, awards recipients, history and records, feature stories, television information on conference events, details about tickets to SEC events, SEC merchandise and much, much more.

WEEKLY HONORS: The SEC will name a Player and Freshman of the Week each week throughout the regular season. Each week's selections will be released late Tuesday morning and also will be announced in the league's weekly release. The league women's basketball sports information directors make nominations for the award each week.

SEC HISTORY: The Southeastern Conference was formed Dec. 8-9, 1932, and included 13 schools at the time: Alabama, Auburn, Florida, Georgia, Georgia Tech, Kentucky, LSU, Ole Miss, Mississippi State, Sewanee, Tennessee, Tulane, and Vanderbilt. The league's first president was Frank L. McVey of Kentucky. Due to the continually increasing amount of work administering the league, the office of Commissioner was established by its member institutions in 1940. Former Mississippi governor Martin Conner was named as the first commissioner, a post he held until 1948. Following Conner were Bernie Moore (1948-66), A.M. Coleman (1966-72), Dr. Boyd McWhorter (1972-86), Dr. Harvey Schiller (1986-90), Roy Kramer (1990-2002), and Mike Slive (2002-2015). Greg Sankey is currently Commissioner of the Southeastern Conference and its 14 member institutions.

The first SEC champions were crowned in 1933 in baseball, basketball, football and outdoor track. Cross country, golf, swimming, tennis and indoor track were added later. The SEC began recognizing women's championships during the 1979-80 academic year. The conference office officially took over regulation of women's athletics on Sept. 1, 1984.

The SEC currently regulates nine men's sports and twelve women's sports. Baseball, basketball, football, golf, swimming and diving, tennis and track (indoor, outdoor, and cross country) are currently sanctioned for men. The women's sports are basketball, equestrian, golf, gymnastics, soccer, softball, swimming and diving, tennis, track (indoor, outdoor, and cross country) and volleyball.

SEC WOMEN'S HOOPS BY THE NUMBERS

With nine national championships, 12 runner-up finishes, a nation-leading 38 Final Four appearances and 138 first-team All-America honors, the Southeastern Conference stands firmly as the nation's premier intercollegiate women's basketball conference.

The SEC has posted impressive non-conference records in the last decade. The SEC compiled a 128-54 (.703) non-conference record during the 2018-19 season.

Since the 1990 season, the SEC has compiled a 4221-1276 (.768) record against other conferences. The league has recorded 150+ wins during 13 seasons and has never recorded a non-conference winning percentage below .703.

SEC teams have earned appearances in 28 of 38 NCAA Final Fours, an accomplishment unmatched by any other league. The next closest are the Big East and ACC with 22 each.

Overall, SEC squads have filled 38 of the 152 Final Four berths, including having two Final Four teams in 1988 (Auburn, Tennessee), 1989 (Auburn, Tennessee), 1995 (Georgia, Tennessee), 1996 (Georgia, Tennessee), 1998 (Arkansas, Tennessee), 2004 (LSU, Tennessee), 2005 (LSU, Tennessee), 2007 (LSU, Tennessee), 2008 (LSU, Tennessee) and 2017 (Mississippi State, South Carolina).

SEC teams have made 21 appearances in a nation-high 18 NCAA Championship games, winning nine NCAA Championships (Tennessee: 1987, 1989, 1991, 1996, 1997, 1998, 2007, 2008); South Carolina (2017).

The league also had the distinction of providing both national finalists three times in its history in 1996 (Tennessee 83, Georgia 65); 1989 (Tennessee 76, Auburn 60) and 2017 (South Carolina 67, Mississippi State 55).

SEC teams have won 431 NCAA Tournament games against 229 losses (.653) for an average of 11.3 NCAA wins per year. In addition, all 14 current members have made appearances in the NCAA Tournament.

The SEC has led the pack or shared the lead in NCAA tournament bids 25 times in its 38-year history.

SEC MEDIA RELATIONS

Phone Number: (205) 458-3000
Fax Number: (205) 458-3030
Mailing Address:
2201 Richard Arrington Blvd. North
Birmingham, AL 35203

Herb Vincent, Assoc. Commissioner	hvincent@sec.org
***Tammy Wilson, Dir. of Communications**	**twilson@sec.org**
Chuck Dunlap, Dir. of Communications	cdunlap@sec.org
Craig Pinkerton, Dir. of Communications	cpinkerton@sec.org
Ben Beaty, Asst. Director	bbeaty@sec.org
Jill Skotarczak, Asst. Director	jskotarczak@sec.org
Ann Drinkard, Asst. Dir. of Comm. (Social Media)	adrinkard@sec.org

**women's basketball contact*

SEC WEBSITE

The SEC has an extensive online presence at SECSports.com. The SEC offers a media-only section of the website (SECsportsmedia.com). Media covering the SEC can retrieve information from the conference office as well as the 14 SEC institutions from the media site. A championship credentialing system is also available on the site.

SEC NETWORK

Already the most competitive and visible conference in college sports, the SEC debuted its brand-new television network, in partnership with ESPN, on Aug. 14, 2014. The SEC Network reached more than 90 million homes coast to coast at its inception, making it the largest launch of a cable network ever.

SOUTHEASTERN CONFERENCE (CONTINUED)

The Southeastern Conference had nine teams earn bids to the 2016 NCAA Division I Women's Basketball Championship. This was the most SEC teams to receive bids to the NCAA tournament in conference history and the second time in NCAA history that one conference has sent nine teams to the tournament. The Big East did so in 2011.

Until 2004, the SEC was the only conference to ever have eight teams receive NCAA bids. The league achieved that feat five times, in 1999, 2002, 2012, 2014 and 2017.

The SEC was also the first league to ever have seven teams invited to the NCAA Tournament and earned this honor a leading 12 times (1986, 1991, 1995, 1996, 1997, 2003, 2004, 2009, 2013, 2014, 2018, 2019).

The SEC is one of a handful of leagues to have won three national tournament titles with nine NCAA, two WNIT and four NWIT. Along with the nine NCAA championships; Arkansas (1999) and Auburn (2003) captured Women's NIT titles. But the first-ever SEC national title belongs to Georgia, winners of the 1981 NWIT which predates the current WNIT tournament. Vanderbilt (1984), LSU (1985) and Kentucky (1990) also won NWIT titles. As members of their previous conferences Arkansas (1987), South Carolina (1979) and Texas A&M (1995) won the WNIT, while Texas A&M (2011) won the NCAA title prior to joining the SEC.

The SEC has had 68 student-athletes named as first-team All-America selections. Those 68 have been named a total of 113 times since the 1982-83 season (first year of SEC sponsorship).

The Southeastern Conference had 20 former student-athletes make 2019 WNBA opening day rosters.

In this year's WNBA draft, a total of seven SEC women's basketball players were taken. Since the inaugural WNBA draft in 1997, the SEC has had 160 former players drafted for the professional league, including six No. 1 picks.

SEC schools have produced 42 Olympians since 1976, with 38 coming since the SEC began sponsoring women's basketball. Seimone Augustus, LSU; Tamika Catchings, Tennessee; Sylvia Fowles, LSU; and Candace Parker, Tennessee were part of the USA's gold-medal effort in London in 2012 while Augustus, Fowles and Catchings repeated the feat in Rio de Janeiro in 2016. They helped the Red, White and Blue win gold for the sixth-consecutive Olympiad.

MEDIA INFORMATION

The media credential system for the 2020 SEC Tournament will be available online from early January until late February. Go to www.SECsportsmedia.com for the online credentialing system.

For further information concerning media coverage of the 2020 SEC Tournament, please contact the SEC Communications Department.

TOURNAMENT INFORMATION

On Feb. 7, 1980, the first SEC women's basketball tournament began play. It ended four days later with Tennessee defeating Ole Miss for the title. Fast forward 37 years later and the SEC Tournament is still enjoying success and increased popularity.

Beginning with its inception and through 1986, the tournament was held at campus sites. The tournament was then sent to Albany, Ga., which served as the site for six years from 1987-92. The tournament then moved to Chattanooga, Tenn., where it was held from 1993-2000, with the exception of 1998 when the tournament moved to Columbus, Ga.

Since 2001 the tournament has enjoyed many new sites, including Memphis (2001), Nashville (2002, 2004, 2008, 2011, 2012, 2018), Little Rock, Ark. (2003, 2006, 2009, 2015), Greenville, S.C. (2005, 2017, 2019, 2020), Duluth, Ga. (2007, 2010, 2013, 2014) and Jacksonville, Fla. (2016).

The winner of the 13-game tournament will receive the league's automatic bid to the NCAA Tournament. The tournament seeds and conference champion will be determined by the 16-game regular-season SEC schedule.

The 2020 SEC Women's Basketball Tournament will once again enjoy live television coverage. The SEC Network will televise all first, second and third round games. The semifinals will be aired on ESPNU for the seventh consecutive year, while the championship game will be televised on ESPN2.

Public tickets for this year's event are on sale now and can be purchased through the SEC website.

TICKET INFORMATION

Tickets for the 2020 Southeastern Conference Women's Basketball Tournament are now on sale. The 2020 tourney will be held at Bon Secours Wellness Arena in Greenville, S.C., on March 4-8.

This is the fourth trip to Greenville, S.C., for the SEC Women's Basketball Tournament. The city previously hosted the event in 2005, 2017 and 2019.

Tickets for the tournament are $120 for reserved books. A ticket book contains seven tickets, one for each session, which allows one person to attend all 13 games. Tickets can be purchased at www.SECSports.com.

All fans, regardless of age, must have a ticket to enter Bon Secours Wellness Arena for the SEC Tournament.

10.3 POINTS | 4.8 REBOUNDS AVG IN SEC PLAY

ZAAY GREEN

STARTED 24 GAMES AS A FRESHMAN

SEC ALL-FRESHMAN TEAM 2019

LED SEC IN FREE THROW % (.856)

RENNIA DAVIS

WBCA ALL-AMERICAN HONORABLE MENTION

14.9 POINTS | 7.7 REBOUNDS PER GAME

SECOND TEAM ALL SEC 2019

Lady Vols

SCHEDULE

2019-2020

OCOTBER 29	CARSON-NEWMAN (EXH)
NOVEMBER 5	@ETSU
NOVEMBER 7	CENTRAL ARKANSAS
NOVEMBER 11	@NOTRE DAME
NOVEMBER 14	TENNESSEE STATE
NOVEMBER 19	STETSON
NOVEMBER 26	ARKANSAS-PINE BLUFF
DECEMBER 1	AIR FORCE
DECEMBER 8	TEXAS
DECEMBER 11	COLORADO STATE
DECEMBER 18	@STANFORD
DECEMBER 21	@PORTLAND STATE
DECEMBER 29	HOWARD
JANUARY 2	MISSOURI
JANUARY 5	@KENTUCKY
JANUARY 9	@OLE MISS
JANUARY 12	GEORGIA
JANUARY 16	@FLORIDA
JANUARY 20	ALABAMA
JANUARY 23	@UCONN
JANUARY 26	LSU
JANUARY 30	@VANDERBILT
FEBRUARY 2	@SOUTH CAROLINA
FEBRUARY 6	MISSISSIPPI STATE
FEBRUARY 13	@LSU
FEBRUARY 16	TEXAS A&M
FEBRUARY 20	@ARKANSAS
FEBRUARY 23	VANDERBILT
FEBRUARY 27	OLE MISS
MARCH 1	@AUBURN

HOMEAWAY