

TENNESSEE


@LadyVol_Hoops



10 Meighan Simmons
Guard



Holly Warlick
Head Coach



13 Taber Spani
Guard/Forward



2012-13 RECORD BOOK

utsports.com

TENNESSEE HEAD COACH **HOLLY WARLICK**

1ST YEAR AS HEAD COACH » 28TH YEAR ON LADY VOL STAFF



A GLANCE AT WARLICK'S CAREER

- Recognized as nation's top assistant by WBCA
- Part of eight NCAA Championships at Tennessee
- Helped coach UT to 14 SEC regular season titles
- Assisted on 14 SEC Tournament Championship squads
- Involved as coach or player in 949 of Pat Summitt's 1,098 wins
- First player in UT sports history to have her jersey retired

TABLE OF CONTENTS

GENERAL INFO

2	Quick Facts
3	Schedule
4	Roster
4	Squad Breakdown
5	Preseason Notes
8	2012-13 Opponents

STAFF

18	Holly Warlick
20	Pat Summitt
22	Kyra Elzy
23	Jolette Law
24	Dean Lockwood
25	Michael Beaumont
25	Janet McGee
26	Michael Fahey
26	Josh Baney
26	Administrative Support
27	Managers
27	Jenny Moshak
28	Heather Mason
28	Donna Thomas
29	Dr. Jimmy Cheek
29	Dr. Donald Bruce
30	Dave Hart
31	Executive Athletics Staff
32	Senior Athletics Staff

PLAYERS

34	Cierra Burdick
35	Andraya Carter
36	Bashaara Graves
36	Isabelle Harrison
38	Jasmine Jones
38	Ariel Massengale
40	Nia Moore
40	Jasmine Phillips
41	Meighan Simmons
43	Taber Spani
45	Kamiko Williams
47	Career Game-By-Game

REVIEW

50	Postseason Notebook
52	2011-12 Statistics
53	2011-12 Results
54	Breaking It Down
54	Week-By-Week Rankings
55	Game Boxescores/Recaps

HISTORY

74	All-Time Roster
77	The Early Years
78	All-Time Head Coaches
78	All-Time Assts. & Staff
79	Lady Vol Honorees
82	WBCA All-Americans
82	WBHOF Inductee
82	NCAA Victory Totals
82	Lady Vol Olympians
83	Success In Coaching Ranks
85	Retired Numbers
86	Lady Vols In The Pros
86	Current WNBA Players
88	Lady Vols In The Draft
88	WNBA First Round Picks
88	All-Time Rosters/Stats

FACILITIES

102	Thompson-Boling Arena
102	Yearly Home Records
103	Top 25 Home Crowds
103	Arena Records
104	Year-By-Year Attendance
105	Largest Crowds
105	Big Crowd Records
106	Top 25 Away Crowds
106	Top 25 Neutral Crowds
107	Stokely Athletics Center
107	Alumni Gym
107	Stokely/Alumni Records
107	Largest Stokely Records
108	Year-By-Year Home Records
108	Pratt Pavilion

NCAA

110	NCAA Titles
110	Final Four Appearances
111	Women's Final Four Results
111	Seeding Through The Years
112	UT NCAA Tourney Stats
113	UT In The Postseason
114	UT NCAA Record vs. Conf.
114	UT NCAA Record vs. Opp.
114	NCAA Final Four W-L Record
114	NCAA Tourn. W-L Record
115	NCAA Tournament Honors
115	NCAA Champions
116	NCAA Stats/Records
116	NCAA Year-By-Year
117	Returnees In NCAA Play
118	UT NCAA Tourn. Records
118	UT Opp. NCAA Tourn. Records
119	2008 & 2007 NCAA Champs
120	1998 & 1997 NCAA Champs
121	1996 & 1991 NCAA Champs
122	1989 & 1987 NCAA Champs

SEC

124	2012 SEC Team Statistics
125	2012 SEC Individual Statistics
126	SEC Regular Season Champs
126	SEC Tournament Champs
126	SEC Tournament Records
126	SEC All-Time Records
126	SEC All-Time Standings
126	SEC Series Records
127	UT SEC Tourn. History

RECORD BOOK CREDITS

The 2012-13 Tennessee Women's Basketball Record Book has been compiled from information originally presented on UTSports.com and previous UT Women's Basketball Media Guides.

Editors: Eric Trainer, Cassandra Novy.

Design and Layout: Betsy Devine, Bonnie Jendrek, Cassandra Novy, Amanda Pruitt, Eric Trainer.

Editorial Assistance: Bonnie Jendrek, Weller Ross, Tom Satkowiak, Megan Spedden, Jason Yellin.

Photography: Donald Page, Wade Rackley, Patrick Murphy-Racey, William Ewart, UTAD Photography, UT Photo Services.

Cover Design: Jimmy Delaney and Tombras Group.

Printing: Interstate Printing & Graphics of Mobile, Ala.

The University of Tennessee is an EEO/AA/Title VI/Title IX/Section 504/ADA/ADEA institution in the provision of its education and employment programs and services.

128	UT Conference Recognition
129	Most Decorated Lady Vols
130	UT SEC Tourn. Records
130	Opp. SEC Tourn. Records
130	SEC In The NCAA Tourn.

RECORDS

132	Great Lady Vol Scorers
138	Great Lady Vol Rebounders
139	UT Team Records
139	Season High & Lows
140	Scoring Records
141	Field Goal Records
142	3-Pt. Field Goal Records
143	Free Throw Records
144	Rebounding Records
145	Assist Records
146	Block Records
147	Steal Records
148	Year-By-Year Leaders
149	Opponent Records
150	Misc. Single Game Records
151	Overtime Games
151	Double Doubles
152	Lady Vol Records
157	Records By Class
158	Season Avg. By Class
159	Season Statistical Breakdown
161	Final Yearly Rankings
161	Week-By-Week AP Poll
162	Records By Conference
163	Series Records
176	Tourney/Neutral Site Key
177	Year-By-Year Results

MEDIA INFO

192	Media Relations Staff
192	Directions To Arena
192	Hotel/Taxi Info.
193	Media Policies
194	Lady Vol Network
194	Programming/Vol Calls
194	Lady Vol Network Affiliates
195	SEC Quick Facts
195	SEC Media Relations
195	SEC Hoops By The Numbers
196	SEC Media Info.
196	SEC Tournament Info.
196	SEC Ticket Info.

GENERAL

STAFF

PLAYERS

REVIEW

HISTORY

FACILITIES

NCAA

SEC

RECORDS

MEDIA INFO



■ QUICK FACTS

GENERAL INFORMATION

Location.....Knoxville, Tenn.
 Founded1794 (As Blount College)
 Affiliation.....NCAA Division I
 Conference.....Southeastern (SEC)
 Enrollment.....27,523
 Colors.....Orange & White
 Nickname.....Lady Volunteers
 Mascot.....Smokey
 Band.....Pride of the Southland
 Home Arena/Court.....Thompson-Boling Arena/The Summit
 Capacity.....21,678

UNIVERSITY ATHLETICS PERSONNEL

President.....Dr. Joe DiPietro
 Chancellor.....Dr. Jimmy Cheek
 Faculty Athletics Representative.....Dr. Donald Bruce
 Vice Chancellor/Director of Athletics.....Dave Hart
 Senior Woman Administrator.....Donna Thomas

TEAM INFORMATION

2011-12 Overall Record.....27-9
 NCAA Tournament Finish.....Elite Eight
 Final National Rankings.....9th - AP/7th - USA Today
 SEC Record.....12-4
 SEC Regular Season Finish.....2nd
 SEC Tournament Finish.....1st
 Letterwinners Returning.....6
 Letterwinners Lost.....5
 Starters Returning.....0
 Starters Lost.....5
 Newcomers.....5

TEAM HISTORY

First Season Of Basketball.....1902-03
 All-Time Overall Record.....1,191-265 (.818)
 All-Time SEC Record.....317-44 (.878)
 All-Time NCAA Tournament Record.....112-23 (.830)
 All-Time Record At Thompson-Boling Arena.....353-23 (.939)
 NCAA Appearances/Last.....31/2012
 NCAA Regional Appearances/Last.....30/2012
 NCAA Final Four Appearances/Last.....18/2008
 NCAA Championships/Last.....8/2008
 SEC Regular Season Championships/Last.....16/2011
 SEC Tournament Championships/Last.....16/2012

LADY VOL BASKETBALL STAFF

Head Coach.....Holly Warlick
 Alma Mater (Year).....Tennessee (1981)
 Career Record/Years.....0-0 (.000)/First Season
 Record at Tennessee/Years.....0-0 (.000)/First Season
 Head Basketball Coach Emeritus.....Pat Summitt

Alma Mater (Year).....UT-Martin (1974)
 Final Career Record/Years.....1,098-208 (.840)/38 Seasons
 Final Record at Tennessee/Years.....1,098-208 (.840)/38 Seasons
 Assistant Coach.....Kyra Elzy
 Alma Mater (Year).....Tennessee (2001)
 Year At Tennessee.....First
 Assistant Coach.....Jollette Law
 Alma Mater (Year).....Iowa (1990)
 Year At Tennessee.....First
 Assistant Coach.....Dean Lockwood
 Alma Mater (Year).....Spring Arbor [Mich.] (1982)
 Year At Tennessee.....Ninth With Lady Vols/14th Overall
 Director of Basketball Operations.....Michael Beaumont
 Assistant To The Head Coach.....Janet McGee
 Video Coordinator.....Michael Fahey
 Graduate Assistant.....Josh Baney
 Athletic Trainer.....Jenny Moshak
 Strength & Conditioning Coach.....Heather Mason
 Basketball Address.....207 Thompson-Boling Arena, 37996
 Basketball Office Phone.....(865) 974-0600
 Best Time To Call.....Contact Media Relations

MEDIA RELATIONS

Associate A.D. - Communications.....Jimmy Stanton
 Assistant A.D. - Media Relations.....Jason Yellin
Associate Director - Media Relations/WBB Contact..... Eric Trainer
Email Address..... etrainer@utk.edu
Office Phone.....(865) 974-8173
Cell Phone.....(865) 603-2916
Graduate Asst. - Media Relations/WBB Secondary...Cassandra Novy
 Associate Director - Media Relations.....Tom Satkowiak
 Associate Director - Media Relations.....Cameron Harris
 Assistant Director - Media Relations.....Amanda Pruitt
 Assistant Director - Media Relations.....Brian Bruce
 Assistant Director - Media Relations.....Betsy Devine
 Assistant Director - Media Relations.....Mary-Carter Kniffen
 Assistant Director - Media Relations.....Stephen Lee
 Graduate Assistant - Media Relations.....Nate Bain
 Press Row Phone Number.....(865) 974-0110
 Media Relations Fax Number.....(865) 974-1269
 Mailing Address.....UT Media Relations, P.O. Box 15016, Knoxville, TN 37901
 Overnight Address.....UT Media Relations, 255 Stokely Athletics Center,
1720 Volunteer Blvd., Knoxville, TN 37996
 Athletics Website.....UTSports.com
 Women's Basketball Twitter Account.....@LadyVol_Hoops
 Women's Basketball Facebook Page...Tennessee Lady Vols Basketball

LADY VOL NETWORK/IMG COLLEGE

Flagship Station.....The Sports Animal (AM 990, FM 99.1 & 99.3)
 Play-By-Play Announcer.....Mickey Dearstone
 Network Address.....6701 Baum Dr., Suite 100, Knoxville, TN 37919
 Network Phone Number.....(865) 584-7043
 Network Contact.....Glenn Thackston

2012-13 SCHEDULE

DATE (DAY)	OPPONENT	SITE	TV / STREAM	TIME
NOV. 1 (THU.)	CARSON-NEWMAN (EXH)	KNOXVILLE	UTSports.com	7:00 P.M.
NOV. 4 (SUN.)	COKER (EXH)	KNOXVILLE	UTSports.com	2:00 P.M.
Nov. 9 (Fri.)	at Chattanooga	Chattanooga, Tenn.	GoMocs.com	7:00 p.m.
Nov. 11 (Sun.)	at Georgia Tech	Atlanta, Ga.		2:00 p.m.
NOV. 15 (THU.)	RICE	KNOXVILLE	UTSports.com	7:00 P.M.
Nov. 18 (Sun.)	at Miami	Miami, Fla.		2:05 p.m.
NOV. 25 (SUN.)	ALCORN STATE	KNOXVILLE	UTSports.com	2:00 P.M.
NOV. 28 (WED.)	MIDDLE TENNESSEE	KNOXVILLE	UTSports.com	7:00 P.M.
DEC. 2 (SUN.)	NORTH CAROLINA	KNOXVILLE	SPSO/FSTN/MyVLT	1:00 P.M.
Dec. 16 (Sun.)	at Texas	Austin, Texas	FSN	2:00 p.m.
Dec. 18 (Tue.)	at Baylor	Waco, Texas	ESPN	8:00 p.m.
DEC. 22 (SAT.)	STANFORD	KNOXVILLE	SPSO/ MyVLT	4:00 P.M.
DEC. 28 (FRI.)	DAVIDSON	KNOXVILLE	UTSports.com	7:00 P.M.
DEC. 30 (SUN.)	RUTGERS	KNOXVILLE	SPSO	1:00 P.M.
Jan. 3 (Thu.)	at South Carolina*	Columbia, S.C.	SPSO	9:00 p.m.
JAN. 6 (SUN.)	GEORGIA*	KNOXVILLE	SPSO	1:00 P.M.
JAN. 10 (THU.)	MISSOURI*	KNOXVILLE	SPSO	8:00 P.M.
Jan. 13 (Sun.)	at Florida*	Gainesville, Fla.	ESPNU	11:30 a.m.
Jan. 17 (Thu.)	at Auburn*	Auburn, Ala.	CSS	9:00 p.m.
JAN. 20 (SUN.)	ALABAMA* ("WE BACK PAT" GAME)	KNOXVILLE	CSS	1:00 P.M.
Jan. 24 (Thu.)	at Vanderbilt*	Nashville, Tenn.	SPSO	9:00 p.m.
JAN. 28 (MON.)	NOTRE DAME (BIG MON. PRES. BY BUD LIGHT)	KNOXVILLE	ESPN2	7:00 P.M.
JAN 31 (THU.)	MISSISSIPPI STATE*	KNOXVILLE	CSS	7:00 P.M.
Feb. 3 (Sun.)	at Missouri*	Columbia, Mo.	CSS	2:00 p.m.
Feb. 7 (Thu.)	at LSU*	Baton Rouge, La.	CSS	9:00 p.m.
FEB. 10 (SUN.)	OLE MISS* ("LIVE PINK, BLEED ORANGE" GAME)	KNOXVILLE	UTSports.com	2:00 P.M.
FEB. 17 (SUN.)	VANDERBILT*	KNOXVILLE	ESPN2	2:30 P.M.
FEB. 21 (THU.)	AUBURN*	KNOXVILLE	UTSports.com	7:00 P.M.
Feb. 24 (Sun.)	at Arkansas*	Fayetteville, Ark.	SECN	2:00 p.m.
FEB. 28 (THU.)	TEXAS A&M*	KNOXVILLE	CSS	7:00 P.M.
March 3 (Sun.)	at Kentucky*	Lexington, Ky.	ESPNU	3:30 p.m.
March 6-10 (Wed.-Sun.)	SEC Tournament	Duluth, Ga.	FSN/SPSO/FSN/ESPNU/ESPN2TBA	
MARCH 23 (SAT.)	NCAA FIRST ROUND	KNOXVILLE	ESPN2HD	11:00 A.M./1:30 P.M.
MARCH 25 (MON.)	NCAA SECOND ROUND	KNOXVILLE	ESPN2HD	7:00 P.M.
<i>March 23 & 25:</i> Boulder, Colo.; College Park, Md.; College Station, Texas; Columbus, Ohio; Knoxville, Tenn.; Lubbock, Texas; Spokane, Wash.; Storrs, Conn.				
<i>March 24 & 26:</i> Baton Rouge, La.; Durham, N.C.; Iowa City, Iowa; Louisville, Ky.; Newark, Del.; Queens, N.Y.; Stanford, Calif.; Waco, Texas				
Mar. 30-Apr. 2 (Sat.-Tue.)	NCAA Regionals	Various Sites		TBA
<i>March 30 & April 1:</i> Spokane, Wash./Trenton, N.J.				
<i>March 31 & April 2:</i> Norfolk, Va./Oklahoma City, Okla.				
Apr. 7 & 9 (Sun. & Tue.)	NCAA Final Four	New Orleans, La.		TBA

* - SEC Game / All Times Listed As Eastern / Times, Dates & TV Schedules Subject To Change

TV Key: **CSS** (Comcast Sports Southeast), **FSN** (FOX Sports South/FOX Sports Southwest/Sun Sports), **FSTN** (FOX Sports Tennessee), **MyVLT** (Local cable MyVLT will simulcast), **SECN** (SEC Network: over the air syndication package), **SPSO** (SportSouth/FOX Sports Southwest/Sun Sports).

STAY UPDATED



@LadyVol_Hoops



www.facebook.com/BallWithTheLadyVols



utsports.com

Three More Women's Hoops Games On TV
Three additional in-state basketball home games, including match-ups with North Carolina, Stanford and Rutgers, will be featured during the 2012-13 season, the school announced Wednesday.

GENERAL

STAFF

PLAYERS

REVIEW

HISTORY

FACILITIES

NCAA

SEC

RECORDS

MEDIA INFO



2012-13 TENNESSEE LADY VOLUNTEERS



FIRST ROW (L-R): Andraya Carter, Kamiko Williams, Ariel Massengale, Meighan Simmons, Jasmine Phillips.

SECOND ROW (L-R): Taber Spani, Cierra Burdick, Isabelle Harrison, Bashaara Graves, Nia Moore, Jasmine Jones.

NUMERICAL ROSTER

No.	Name	Ht.	Pos.	Yr.	Hometown	High School/Last School
1	Jasmine Phillips	5-10	G	SO	Hartsville, S.C.	Hartsville H.S./Louisburg (N.C.) College
2	Jasmine Jones	6-2	F	FR	Madison, Ala.	Bob Jones H.S.
4	Kamiko Williams	5-11	G	SR	Clarksville, Tenn.	Northeast H.S.
5	Ariel Massengale	5-6	PG	SO	Bolingbrook, Ill.	Bolingbrook H.S.
10	Meighan Simmons	5-9	G	JR	Cibolo, Texas	Byron P. Steele H.S.
11	Cierra Burdick	6-2	F	SO	Charlotte, N.C.	Butler H.S.
12	Bashaara Graves	6-2	F/C	FR	Clarksville, Tenn.	Clarksville H.S.
13	Taber Spani	6-1	G/F	SR	Lee's Summit, Mo.	Home Schooled (Metro Academy)
14	Andraya Carter	5-9	PG/G	FR	Flowery Branch, Ga.	Buford H.S.
20	Isabelle Harrison	6-3	C	SO	Nashville, Tenn.	Hillsboro H.S.
21	Nia Moore	6-3	C	FR	Chicago, Ill.	Bolingbrook H.S.

ALPHABETICAL ROSTER

No.	Name	Ht.	Pos.	Yr.	Hometown	High School/Last School
11	Cierra Burdick	6-2	F	SO	Charlotte, N.C.	Butler H.S.
14	Andraya Carter	5-9	PG/G	FR	Flowery Branch, Ga.	Buford H.S.
12	Bashaara Graves	6-2	F/C	FR	Clarksville, Tenn.	Clarksville H.S.
20	Isabelle Harrison	6-3	C	SO	Nashville, Tenn.	Hillsboro H.S.
2	Jasmine Jones	6-2	F	FR	Madison, Ala.	Bob Jones H.S.
5	Ariel Massengale	5-6	PG	SO	Bolingbrook, Ill.	Bolingbrook H.S.
21	Nia Moore	6-3	C	FR	Chicago, Ill.	Bolingbrook H.S.
1	Jasmine Phillips	5-10	G	SO	Hartsville, S.C.	Hartsville H.S./Louisburg (N.C.) College
10	Meighan Simmons	5-9	G	JR	Cibolo, Texas	Byron P. Steele H.S.
13	Taber Spani	6-1	G/F	SR	Lee's Summit, Mo.	Home Schooled (Metro Academy)
4	Kamiko Williams	5-11	G	SR	Clarksville, Tenn.	Northeast H.S.

STAFF

Holly Warlick – Head Coach
 Pat Summitt – Head Coach Emeritus
 Kyra Elzy – Assistant Coach
 Jollette Law – Assistant Coach
 Dean Lockwood – Assistant Coach
 Michael Beaumont – Director of Basketball Operations
 Janet McGee – Assistant to the Head Coach
 Michael Fahey – Video Coordinator
 Josh Baney – Graduate Assistant

PRONUNCIATION GUIDE

on-DRAY-uh -- **Andraya** Carter
 BAY-nee -- Josh **Baney**
 buh-SHAR-uh -- **Bashaara** Graves
 SIB-oh-lo -- **Cibolo**, Texas
 FAY-hee -- Michael **Fahey**
 JAZZ-min -- **Jasmine** Jones, **Jasmine** Phillips
 jo-LETT -- **Jollette** Law
 kuh-MEE-ko -- **Kamiko** Williams
 KYE-ruh ELL-zee -- **Kyra** Elzy
 NEE-uh -- **Nia** Moore
 TAY-ber SPAY-nee -- **Taber** Spani

SQUAD BREAKDOWN

STARTERS RETURNING (0)

No.	Name	Pos	Ht	Cl	Pts	Rebs	Asts	Blks	Notes
None									

STARTERS LOST (5)

No.	Name	Pos	Ht	Cl	Pts	Rebs	Asts	Blks	Notes
1	Briana Bass	G	5-2	SR	2.0	0.6	0.7	0.0	Started nine games, hit 13 threes
15	Alicia Manning	F	6-1	SR	3.9	3.9	1.4	0.2	Started 18 games, 49 assists
21	Vicki Baugh	F/C	6-4	SR	7.5	6.7	1.2	0.9	No. 25 pick (3rd rd.) in WNBA Draft
25	Glory Johnson	F	6-3	SR	14.2	9.9	1.1	1.1	No. 4 pick in WNBA Draft
40	Shekinna Stricklen	G/F	6-2	SR	15.4	6.6	1.9	0.7	No. 2 pick in WNBA Draft

LETTERWINNERS RETURNING (6)

No.	Name	Pos	Ht	Cl	Pts	Rebs	Asts	Blks	Notes
4	Kamiko Williams	G	5-11	SR	2.8	1.8	1.3	0.4	Played 22 games after ACL surgery
5	Ariel Massengale	PG	5-6	SO	7.4	2.3	4.9	0.1	UT freshman record 162 assists
10	Meighan Simmons	G	5-9	JR	11.1	2.3	1.3	0.3	Third-leading scorer last season
11	Cierra Burdick	F	6-2	SO	4.6	2.8	0.9	0.6	Played in all 36 games, 76% FT
13	Taber Spani	G/F	6-1	SR	6.6	2.6	1.3	0.2	Averaged 12 pts. before inj. in 2011-12
20	Isabelle Harrison	C	6-3	SO	3.3	2.7	0.1	0.5	Saw action in 31 games, 17 blocks

OTHER LETTERWINNERS LOST (0)

No.	Name	Pos	Ht	Cl	Pts	Rebs	Asts	Blks	Notes
None									

NEWCOMERS (5)

No.	Name	Yr.	Pos	Ht	Pts	Rebs	Asts	Blks	Hometown/Previous School
1	Jasmine Phillips	So.	G	5-10	16.8	6.4	----	----	Hartsville, S.C./Louisburg (N.C.) Coll.
2	Jasmine Jones	Fr.	F	6-2	21.0	12.0	4.0	3.0	Madison, Ala./Bob Jones HS
12	Bashaara Graves	Fr.	F/C	6-2	21.3	11.8	3.4	2.3	Clarksville, Tenn./Clarksville HS
14	Andraya Carter	Fr.	PG/G	5-9	14.8*	6.6*	----	----	Flowery Branch, Ga./Buford HS
21	Nia Moore	Fr.	C	6-3	9.9	7.0	----	2.2	Chicago, Ill./Bolingbrook HS

* - Injured most of senior season/stats are from junior year.

PRESEASON NOTEBOOK

A NEW ERA

HOLLY WARLICK TAKES THE REINS

- After 27 years as an assistant to Pat Summitt at Tennessee, former Lady Vol player (1976-80) Holly Warlick embarks on her first season as a head coach.
- In an April 18, 2012, press conference on the Thompson-Boling Arena floor that is named in her honor, Summitt announced she was stepping away from the head coaching position after 38 years at the helm. UT Vice Chancellor/Director of Athletics Dave Hart then announced Warlick as Summitt's successor.
- Summitt hung her coach's whistle around Warlick's neck, symbolically handing over the reins to her former player, loyal assistant coach and long-time friend.
- Warlick served as associate head coach from 2005-12 and was an assistant coach for Summitt from 1985-2005.
- After Summitt announced her diagnosis of early-onset dementia, Alzheimer's type, on Aug. 23, 2011, Warlick took on greater responsibility and oversaw daily supervision of the basketball office during the 2011-12 season.
- She also handled a large measure of the media obligations during the season.

STAFF CHANGES

NEW FACES, NEW ROLES

- In addition to Warlick filling the head coaching position and Summitt working in the role of head coach emeritus, there are other changes to the staff.
- Former Lady Vol player (1996-2001) Kyra Elzy returned to UT as an assistant coach after spending the past four seasons coaching at Kentucky and serving as recruiting coordinator.
- Former Iowa standout and Harlem Globetrotter Jollette Law is UT's second new assistant coach. Known as a key contributor to Rutgers' success during her 12 seasons there, Law most recently served as head coach at Illinois from 2007-12.
- Elzy and Law fill the spots previously occupied by Warlick and Mickie DeMoss, who left after last season to take an assistant coaching job with the WNBA's Indiana Fever.
- Veteran assistant Dean Lockwood is back for his ninth year with the Lady Volunteers.

GENERAL

STAFF

PLAYERS

REVIEW

HISTORY

FACILITIES

NCAA

SEC

RECORDS

MEDIA INFO



■ PRESEASON NOTEBOOK (CONTINUED)

TRADITION LIVES**TAKE THE BATON AND LET'S GO!!**

- Warlick, who arrived at UT in 1976 as a walk-on track & field athlete, later earned a basketball scholarship and became a three-time All-American on the hardwood, used a well-known track & field prop to demonstrate to her team what the expectations are and what needs to be done in this time of transition.
- During a team meeting in August, Warlick passed around a white baton with inscriptions providing a simplified explanation of what is occurring, emphasizing that the program's values remain the same and encouraging everyone to hit the ground running.
- "TENNESSEE LADY VOLS Tradition...All we are doing is passing the baton."
- "NEW TEAM, NEW STAFF, NEW GOALS...SAME HEART, SAME PRIDE, SAME FIGHT."
- "TAKE THE BATON AND LET'S GO!!"

A LOOK AT 2011-12**SEC TOURNEY CHAMPS, ELITE EIGHT**

- Tennessee produced a 27-9 overall record a year ago and finished second in the SEC with 12-4 league mark.
- The Lady Vols won their third-straight and 16th overall SEC Postseason Tournament title.
- UT advanced to the Elite Eight round of the NCAA Tournament, where the squad was eliminated by eventual national champion Baylor, 77-58.

2012 SENIOR CLASS**ALL FIVE STARTERS DEPART**

- The five seniors started the final eight games of the season for Tennessee in 2011-12.
- Briana Bass, Vicki Baugh, Glory Johnson, Alicia Manning and Shekinna Stricklen got the nod on Senior Day vs. Florida on Feb. 26 and proceeded to start all three SEC Tournament games and four NCAA Tournament contests.
- Stricklen (2nd, Seattle) and Johnson (4th, Tulsa) were WNBA first round draft picks, while Baugh went in the third round to Tulsa.

YOUNG IN 2012-13**ONLY THREE UPPERCLASS PERFORMERS**

- Tennessee has only two seniors this season, including 6-1 guard/forward Taber Spani and 5-11 guard Kamiko Williams. Both missed time with injuries last season.
- The junior class consists of Meighan Simmons, a 5-9 guard who started 22 games last season and played in all 36.
- There are three sophomore returnees, including 6-2 forward Cierra Burdick, 6-3 center Isabelle Harrison and 5-6 point guard Ariel Massengale.
- Burdick played in all 36 games as a rookie and got three starts, Massengale played in 33 contests and started 24, while Harrison had 31 appearances without a start.
- Tennessee also welcomes 5-10 sophomore Jasmine Phillips and freshmen Andraya Carter (5-9, point guard), Bashaara Graves (6-2 forward/center), Jasmine Jones (6-2 forward) and Nia Moore (6-3 center).

TOP RETURNEES**EXPERIENCED PLAYERS RETURN**

- Sophomore Ariel Massengale, junior Meighan Simmons and seniors Taber Spani and Kamiko Williams possess considerable experience for Tennessee.
- Massengale was UT's starting point guard in 24 games a year ago, while Simmons got the nod 22 times and Spani was on the floor for tipoff on 15 occasions despite dealing with a nagging knee injury.
- Sophomores Cierra Burdick and Isabelle Harrison didn't have the accolades their classmate Massengale did in 2011-12, but their experience should have them prepared to play more considerable roles in 2012-13.

SPEEDY SIMMONS**UT'S MOST DECORATED RETURNEE**

- Meighan Simmons is UT's top returning scorer and was the No. 3 producer of points for last year's team at 11.1 per game.
- Simmons improved that average to 15.0 points per contest in the NCAA Tournament, tallying 20 vs. UT Martin and 22 vs. Kansas.
- She nailed 51 of 164 three-point attempts last season to finish as UT's second-best long-distance shooter.
- Simmons scored in double figures on 21 occasions, including three out of four NCAA Tournament games, and ended her sophomore season with 48 career double-digit scoring outputs at UT.
- Simmons was an AP All-America honorable mention selection as a freshman in 2010-11 as well as an AP & Coaches All-SEC Second Team choice.
- She also earned SEC Freshman of the Year kudos from the coaches and AP SEC Newcomer of the Year in 2011.

MORE MASSENGALE**ON POINT AS A FRESHMAN**

- A year ago, Ariel Massengale was named to the Full-Court.com Freshman All-America First Team and SEC All-Freshman Team.
- Massengale appeared in 33 games, getting 24 starts and scoring in double figures on 10 occasions.
- She started in the opener vs. Pepperdine (11/13), becoming only the 14th freshman to start her first game as a Lady Vol after being anointed UT's point guard in March 2011 by Pat Summitt while she was still in high school.
- Recorded 162 assists as a rookie, the most-ever by a UT freshman and the eighth-best total in school history.
- Ranked second in the SEC with that total, as well, with an average of 4.9 per game.
- Led the league in assist-to-turnover ratio at 2.1.
- Fourth best free throw shooter in the SEC at .776 (66-85).

SPANI FOR THREE**ON A ROLL BEFORE INJURIES IN 2011-12**

- Taber Spani played in 27 games, starting 15 for Tennessee last season while battling injuries.
- She had six double-figure scoring outputs in the first nine games of the season before a balky knee limited her playing time and productivity.

- She was averaging 12.2 points prior to that.
- Spani improved her total to 23 games in double figures for points through her junior season.
- She has 57 career starts in 97 career contests and has hit 95 of 251 three-pointers in her previous three seasons.
- Spani was Tennessee's third-leading three-point shooter a year ago, connecting on 34 of 85 attempts, and was one of the team's top free throw shooters, tossing in 23 of 30 tries for 76 percent accuracy.

EARLY GRADUATES

SENIORS PURSUE ADDITIONAL DEGREES

- Seniors Taber Spani and Kamiko Williams already have earned their degrees.
- Spani completed her degree in communication studies in August and now is pursuing a master's in kinesiology with a concentration in sports psychology and motor behavior.
- Williams earned a degree in sociology/criminal justice in spring 2012 and is working on a second undergraduate degree in psychology.
- Both kept UT's 100-percent graduation rate perfect.
- Assistant coach Kyra Elzy was the first Lady Vol player (1996-2001) to complete her bachelor's degree early and earn a master's degree as a player.

NEWCOMERS

WARLICK HAS FIVE IN FIRST CLASS

- Tennessee signed three players early last year and added two more over the summer.
- The early signees included 6-2 forward/center Bashaara Graves (Clarksville, Tenn./Clarksville H.S.), 5-9 point guard Andraya Carter (Flowery Branch, Ga./Buford H.S.) and 6-2 forward Jasmine Jones (Madison, Ala./Bob Jones H.S.).
- Graves, Carter and Jones ranked No. 5, No. 21 and No. 39 on the HoopGurlz 2012 ESPNU 100 Rankings.
- Jones' mom, Latrish Jones, played basketball at Alabama during the late 1990s.
- Warlick added 5-10 guard Jasmine Phillips (Hartsville, S.C./Hartsville H.S./Louisburg, N.C. College) and 6-3 center Nia Moore (Chicago, Ill./Bolingbrook H.S.) on May 22 and May 25, respectively.
- Phillips was a JUCO All-American at Louisburg College.
- Moore, who originally signed with Illinois and was granted a release, was a three-star recruit, according to HoopGurlz. She played at Bolingbrook High School along with current UT teammate Ariel Massengale.

USA BASKETBALL

GRAVES CLAIMS U18 GOLD MEDAL

- Freshman Bashaara Graves played on the gold-medal-winning USA Basketball U18 National Team at the 2012 FIBA Americas Championship for Women in Gurabo, Puerto Rico, on Aug. 15-19.
- She averaged 7.4 points, 6.8 rebounds and 19.4 minutes over five contests.
- Graves previously was a member of the gold medal-winning Team USA U16 team at FIBA Americas and U17 squad at FIBA World Championships.

TOUGH SCHEDULE

FIRST TWO ON THE ROAD

- Tennessee traditionally has played one of the toughest schedules in the nation.
- Holly Warlick seems to be subscribing to the same philosophy in regard to scheduling.
- The Lady Vols play defending NCAA champ Baylor in Waco as part of a road trip to Texas and Baylor on Dec. 16 and 18.
- UT welcomes 2012 NCAA Final Four squads Stanford and Notre Dame to Knoxville on Dec. 22 and Jan. 28, respectively.
- UT also welcomes perennial powers North Carolina (Dec. 2) and Rutgers (Dec. 30) to Thompson-Boling Arena as well as a Middle Tennessee squad that resides in most preseason top 25 polls.
- To add to the difficulty for a young squad, Tennessee opens with two on the road, facing Chattanooga on Nov. 9 and Georgia Tech on Nov. 11. The latter was an NCAA Sweet 16 team in 2012.
- A date at Miami on Nov. 18 makes it three of the first four on the road for Tennessee.
- Add to that an SEC slate that includes eight teams that went to the NCAA Tournament a year ago.

SEC GROWS

LEAGUE, TOURNAMENT EXPAND

- The SEC adds Missouri and Texas A&M this season, bringing the total of league teams to 14.
- Each program will play a 16-team league schedule.
- The 2013 SEC Tournament will be held in Duluth, Ga., at the Arena at the Gwinnett Center, March 6-10.
- The tournament, which had been a four-day event featuring 12 teams, has expanded to 14 teams, adding an extra day of competition. The tournament will now begin on Wednesday with two additional games that feature Seeds 11 through 14.

SEC PREDICTIONS

PRESEASON MEDIA POLL, ALL-SEC TEAM

- Tennessee has been picked to finish fourth in the South-eastern Conference in the preseason media poll, ranking behind Kentucky, Georgia and Vanderbilt.
- Junior guard Meighan Simmons was a Preseason All-SEC Second Team selection.

NCAA 1ST/2ND RDS.

TENNESSEE HOSTING ONCE AGAIN

- For the first time since 2009-10, Tennessee will play host to NCAA Division I Women's Basketball Championship games.
- Thompson-Boling Arena was chosen as a site for the NCAA First/Second Rounds on March 23 & 25.
- UT will host games at 11 a.m. and 1:30 p.m. Eastern Time on Saturday, March 23.
- The winners of those two games meet on Monday, March 25 at 7 p.m.
- All three games will be televised on ESPN2HD.
- The 2013 NCAA tournament bracket will be announced March 18 on ESPN at 7 p.m. ET.

GENERAL

STAFF

PLAYERS

REVIEW

HISTORY

FACILITIES

NCAA

SEC

RECORDS

MEDIA INFO





**CHATTANOOGA
LADY MOCS**

11-9 | CHATTANOOGA, TN

QUICK FACTS

Location: Chattanooga, Tenn.
Arena: McKenzie Arena (10,966)
Colors: Navy Blue, Old Gold & Silver
Chancellor: Dr. Roger Brown
Enrollment: 11,438
Interm Dir. of Athletics: Laura Herron
Conference: Southern

COACHING STAFF

Head Coach (Alma Mater/Year): Wes Moore (Tennessee '86)
Record/Years at UTC: 329-109/14
Career Record/Years: 529-164/23
Associate Head Coach: Nikki West (Clemson '01)
Asst. Coaches: Mike Murray (Appalachian State '03), Katie Burrows (Chattanooga '04)

SEASON OUTLOOK

2011-12 Record: 22-10
2011-12 Conference Record: 16-4
Postseason: WNIT First Round
Final AP Rank: NR
Final USA Today Rank: NR
Series Record: UT 25-6
Last Meeting: Jan. 3, 2012, UT 90-47

2012-13 SCHEDULE

Nov. 9	Tennessee
Nov. 14	at Belmont
Nov. 17	East Tennessee State
Nov. 23	Butler
Nov. 24	Portland State
Nov. 29	Furman
Dec. 1	Wofford
Dec. 8	at Alabama
Dec. 12	Jacksonville State
Dec. 19	at Auburn
Jan. 2	at UAB
Jan. 5	at UNCG
Jan. 7	at Elon
Jan. 12	Georgia Southern
Jan. 14	College of Charleston
Jan. 18	at Davidson
Jan. 20	at Western Carolina
Jan. 23	at Samford
Jan. 26	Appalachian State
Feb. 2	at Furman
Feb. 4	at Wofford
Feb. 6	Samford
Feb. 9	Elon
Feb. 11	UNCG
Feb. 16	at College of Charleston
Feb. 18	at Georgia Southern
Feb. 23	Western Carolina
Feb. 25	Davidson
Mar. 2	at Appalachian State

MEDIA CONTACT INFO

Anne Wehunt, Basketball SID
 anne-wehunt@utc.edu
 615 McCallie Ave, Dept. 3503,
 Chattanooga, TN 37403
Office: (423) 425-4618 • **Cell:** (423) 933-5764
Press Row: (423) 756-5476 • **Fax:** (423) 425-2160
www.GoMocs.com

**GEORGIA TECH
YELLOW JACKETS**

11-11 | ATLANTA, GA

QUICK FACTS

Location: Atlanta, Ga.
Arena: McCamish Pavilion (8,600)
Colors: Old Gold and White
President: Bud Peterson
Enrollment: 21,000
Director of Athletics: Dan Radakovich
Conference: Atlantic Coast

COACHING STAFF

Head Coach (Alma Mater/Year): MaChelle Joseph (Purdue '92)
Record/Years at GT: 179-106/10
Career Record/Years: 179-106/10
Associate Head Coach: Sytia Messer (Arkansas '00)
Assistant Coaches: Janie Mitchell (Georgia Tech '08), Sam Purcell (Auburn '03)

SEASON OUTLOOK

2011-12 Record: 26-9
2011-12 Conference Record: 12-4
Postseason: Sweet Sixteen
Final AP Rank: 15th
Final USA Today Rank: 10th
Series Record: UT 4-0
Last Meeting: Nov. 26, 2010, UT 66-42

2012-13 SCHEDULE

Nov. 11	Tennessee
Nov. 13	Kennesaw State
Nov. 18	Marquette
Nov. 23	Syracuse
Nov. 24	UW-Milwaukee
Nov. 28	at Purdue
Dec. 2	Georgia
Dec. 6	at Duke
Dec. 16	Alcorn State
Dec. 21	Washington
Dec. 29	Quinnipiac
Dec. 30	FIU/Northeastern
Jan. 3	Florida State
Jan. 6	at Clemson
Jan. 10	Virginia
Jan. 13	at North Carolina
Jan. 17	at Miami
Jan. 20	Maryland
Jan. 25	at Florida State
Jan. 27	NC State
Jan. 31	Wake Forest
Feb. 3	at Virginia
Feb. 8	Virginia Tech
Feb. 10	North Carolina
Feb. 17	at NC State
Feb. 21	at Wake Forest
Feb. 24	Miami
Feb. 28	Clemson
Mar. 3	at Boston College

MEDIA CONTACT INFO

Marcus Dittmer, Basketball SID
 mdittmer@athletics.gatech.edu
 150 Bobby Dodd Way, N.W. Atlanta, GA 30332
Office: (404) 894-5445 • **Cell:** (712) 490-8668
Press Row: (404) 894-5458 • **Fax:** (404) 894-1248
www.ramblinreck.com

**RICE
OWLS**

11-15 | KNOXVILLE

QUICK FACTS

Location: Houston, Tex.
Arena: Tudor Fieldhouse (5,750)
Colors: Blue and Gray
President: David W. Leebron
Enrollment: 6,082
Director of Athletics: Rick Greenspan
Conference: C-USA

COACHING STAFF

Head Coach (Alma Mater/Year): Greg Williams (Rice '70)
Career Record/Years at RU: 105-116/7
Career Record/Years: 306-255/19
Assistant Coaches: Jae Cross (Canberra '96), Taj McWilliams-Franklin (St. Edward's '93), Shane Laffin (Texas-Arlington '04)

SEASON OUTLOOK

2011-12 Record: 16-16
2011-12 Conference Record: 9-7
Postseason: WBI First Round
Final AP Rank: NR
Final USA Today Rank: NR
Series Record: First Meeting
Last Meeting: First Meeting

2012-13 SCHEDULE

Nov. 9	Prairie View A&M
Nov. 15	at Tennessee
Nov. 17	at Tennessee Tech
Nov. 20	at Texas State
Nov. 24	at UALR
Nov. 27	Baylor
Dec. 1	McNeese State
Dec. 13	Chicago State
Dec. 15	Stephen F. Austin
Dec. 20	UTSA
Dec. 28	Texas-Pan American
Dec. 30	Lamar
Jan. 1	at Texas A&M
Jan. 10	at East Carolina
Jan. 13	Tulsa
Jan. 17	Tulane
Jan. 20	at SMU
Jan. 24	UTEP
Jan. 27	at Southern Miss
Jan. 31	at Memphis
Feb. 3	UAB
Feb. 10	Houston
Feb. 14	at Tulane
Feb. 17	at Tulsa
Feb. 21	UCF
Feb. 24	Marshall
Feb. 28	at UTEP
Mar. 3	at Houston
Mar. 7	SMU

MEDIA CONTACT INFO

David Waxman, Basketball SID
 dwaxman@rice.edu
 MS 548, P.O. Box 1892 Houston, TX 77251
Office: (713) 348-8874 • **Cell:** (832) 326-2863
Press Row: (713) 348-5638 • **Fax:** (713) 348-6019
www.riceowls.com



GENERAL

STAFF

PLAYERS

REVIEW

HISTORY

FACILITIES

NCAA

SEC

RECORDS

MEDIA INFO

MIAMI HURRICANES

11-18 | MIAMI, FL

QUICK FACTS

Location: Coral Gables, Fla.
Arena: BankUnited Center (8,000)
Colors: Orange, Green, and White
Chancellor: Donna Shalala
Enrollment: 15,657
Director of Athletics: Shawn Eichorst
Conference: Atlantic Coast

COACHING STAFF

Head Coach (Alma Mater/Year): Katie Meier (Duke '90)
Record/Years at MU: 124-93/7
Career Record/Years: 200-141/11
Assistant Coaches: Octavia Blue (Miami '98), Darrick Gibbs (Wofford '00), Carolyn Kiegler (Marquette '06)

SEASON OUTLOOK

2011-12 Record: 26-6
2011-12 Conference Record: 14-2
Postseason: NCAA Second Round
Final AP Rank: 8th
Final USA Today Rank: 11th
Series Record: UT 1-0
Last Meeting: Nov. 15, 2011, UT 92-76

2012-13 SCHEDULE

Nov. 05 Nova Southeastern
Nov. 09 North Florida
Nov. 12 at Richmond
Nov. 18 Tennessee
Nov. 23 Florida Atlantic
Nov. 24 Radford/SIU
Nov. 29 Penn State
Dec. 3 Alcorn State
Dec. 8 Davidson
Dec. 16 at Rutgers
Dec. 20 NC State
Dec. 28 Central Connecticut
Dec. 29 Wisconsin/Delaware State
Jan. 3 Clemson
Jan. 6 Virginia
Jan. 10 at Maryland
Jan. 13 at Florida State
Jan. 17 Georgia Tech
Jan. 20 at Virginia
Jan. 24 at Wake Forest
Jan. 27 North Carolina
Jan. 31 at Duke
Feb. 3 Virginia Tech
Feb. 7 at Clemson
Feb. 10 Florida State
Feb. 17 Boston College
Feb. 21 at NC State
Feb. 24 at Georgia Tech
Feb. 28 Duke
Mar. 3 at Virginia Tech

MEDIA CONTACT INFO

Scott Zavitz, Basketball SID
szavitz@miami.edu
Hecht Athletic Center, 5821 San Amaro Drive, Coral Gables, FL 33146
Office: (305) 284-3236 • **Cell:** (305) 342-1424
Press Row: (305) 284-2807 • **Fax:** (305) 284-2807
www.hurricanesports.com

ALCORN STATE BRAVES

11-25 | KNOXVILLE

QUICK FACTS

Location: Lorman, Miss.
Arena: Davey Whitney Complex (7,000)
Colors: Purple and Gold
President: M. Christopher Brown
Enrollment: 4,391
Director of Athletics: Dwayne White
Conference: Southwestern Athletic

COACHING STAFF

Head Coach (Alma Mater/Year): Tonya Edwards (Tennessee '86)
Record/Years at ASU: 40-81/4
Career Record/Years: 40-81/4
Assistant Coaches: Cleo Foster (UMass, '04), Garland Mance (St. Bonaventure, '94)

SEASON OUTLOOK

2011-12 Record: 14-20
2011-12 Conference Record: 10-9
Postseason: None
Final AP Rank: NR
Final USA Today Rank: NR
Series Record: First Meeting
Last Meeting: First Meeting

2012-13 SCHEDULE

Nov. 10 at SMU
Nov. 12 at Northwestern State
Nov. 16 Central Arkansas
Nov. 25 at Tennessee
Nov. 27 at Tennessee Tech
Dec. 4 at Miami
Dec. 16 at Georgia Tech
Dec. 21 Southeastern Louisiana
Dec. 28 at Kentucky
Jan. 2 Prairie View A&M
Jan. 4 Texas Southern
Jan. 6 at Jackson State
Jan. 8 at Grambling State
Jan. 12 Mississippi Valley State
Jan. 14 Arkansas-Pine Bluff
Jan. 19 at Alabama A&M
Jan. 21 at Alabama State
Jan. 26 Southern
Feb. 2 Jackson State
Feb. 4 Grambling State
Feb. 9 at Mississippi Valley State
Feb. 11 at Arkansas-Pine Bluff
Feb. 16 Alabama A&M
Feb. 18 Alabama State
Feb. 23 at Southern
Feb. 28 at Prairie View A&M
Mar. 3 at Texas Southern

MEDIA CONTACT INFO

LaToya Williams, SID
lwilliams1@alcorn.edu
1000 ASU Drive, Lorman, MS 39096
Office: (601) 877-6501 • **Cell:** (601) 443-1826
Press Row: N/A • **Fax:** (601) 877-3821
www.alcornsports.com

MIDDLE TENNESSEE BLUE RAIDERS

11-28 | KNOXVILLE

QUICK FACTS

Location: Murfreesboro, Tenn.
Arena: Murphy Center (11,520)
Colors: Royal Blue and White
President: Sidney A. McPhee
Enrollment: 22,274
Director of Athletics: Chris Massaro
Conference: Sun Belt

COACHING STAFF

Head Coach (Alma Mater/Year): Rick Insell (MTSU '77)
Record/Years at MTSU: 174-54/7
Career Record/Years: Same
Assistant Coaches: Kim Brewton (Liberty, '00), Alex Fuller (Tennessee, '08), Mariska Harris (Trevecca Nazarene '08)

SEASON OUTLOOK

2011-12 Record: 26-7
2011-12 Conference Record: 16-0
Postseason: NCAA First Round
Final AP Rank: NR
Final USA Today Rank: NR
Series Record: 19-0
Last Meeting: Nov. 29, 2011, UT 82-43

2012-13 SCHEDULE

Nov. 9 Kennesaw State
Nov. 11 Memphis/Grambling
Nov. 20 at Tennessee Tech
Nov. 24 at Louisiana
Nov. 28 at Tennessee
Dec. 1 at South Dakota State
Dec. 4 Austin Peay
Dec. 6 Xavier
Dec. 9 at Kentucky
Dec. 20 FIU
Dec. 27 North Texas
Jan. 2 at Arkansas State
Jan. 5 at South Alabama
Jan. 9 Florida Atlantic
Jan. 12 at ULM
Jan. 16 UALR
Jan. 19 Louisiana
Jan. 24 at North Texas
Jan. 27 Western Kentucky
Jan. 31 at FIU
Feb. 2 at Florida Atlantic
Feb. 6 Arkansas State
Feb. 10 Troy
Feb. 16 at UALR
Feb. 20 South Alabama
Feb. 23 ULM
Feb. 28 at Troy
Mar. 2 at Western Kentucky

MEDIA CONTACT INFO

Russell Luna, Basketball SID
rluna@goblueraiders.com
MTSU Box 20, Murfreesboro, Tenn. 37132
Office: (615) 898-5270 • **Cell:** (615) 308-6245
Press Row: (615) 898-2807 • **Fax:** (615) 898-5626
www.goblueraiders.com





**NORTH CAROLINA
TAR HEELS**

12-2 | KNOXVILLE

QUICK FACTS

Location: Chapel Hill, N.C.
Arena: Carmichael Arena (6,822)
Colors: Carolina Blue and White
Chancellor: Holden Thorp
Enrollment: 18,579
Director of Athletics: Bubba Cunningham
Conference: Atlantic Coast

COACHING STAFF

Head Coach (Alma Mater/Year): Sylvia Hatchell (Carson Newman '74)
Record/Years at UNC: 607-234/26
Career Record/Years: 879-314/37
Associate Head Coach: Andrew Calder (Coker '74)
Assistant Coaches: Tracy Williams-Johnson (UNCP '86), Trisha Stafford-Odom (Cal-Berkeley '92)

SEASON OUTLOOK

2011-12 Record: 20-11
2011-12 Conference Record: 9-7
Postseason: None
Final AP Rank: NR
Final USA Today Rank: NR
Series Record: UT 14-3
Last Meeting: Dec. 2, 2007, UT 83-79

2012-13 SCHEDULE

Nov. 9-18	Preseason WNIT Tournament
Nov. 24	LaSalle
Nov. 25	UNC Asheville
Nov. 28	Ohio State
Dec. 2	at Tennessee
Dec. 5	Radford
Dec. 12	North Carolina Central
Dec. 16	at Coastal Carolina
Dec. 19	at East Carolina
Dec. 28	ETSU
Dec. 30	at Clemson
Jan. 3	Maryland
Jan. 6	Virginia Tech
Jan. 10	at NC State
Jan. 13	Georgia Tech
Jan. 17	Virginia
Jan. 24	at Maryland
Jan. 27	at Miami
Jan. 31	Florida State
Feb. 3	Duke
Feb. 7	at Boston College
Feb. 10	at Georgia Tech
Feb. 14	Wake Forest
Feb. 17	at Florida State
Feb. 22	at Virginia Tech
Feb. 24	NC State
Feb. 28	Boston College
Mar 03	at Duke

MEDIA CONTACT INFO

Bobby Hundley, Basketball SID
 bhundley@unca.unc.edu
 P.O. Box 2126, Chapel Hill, NC 27514
Office: (919) 843-5678 • **Cell:** (919) 428-0893
Press Row: (919) 962-0702 • **Fax:** (919) 962-0612
www.goheels.com

**TEXAS
LONGHORNS**

12-16 | AUSTIN, TX

QUICK FACTS

Location: Austin, Tex.
Arena: Frank Erwin Center (16,734)
Colors: Burnt Orange and White
President: William Powers, Jr.
Enrollment: 38,463
Director of Athletics: Christine Plonsky
Conference: Big 12

COACHING STAFF

Head Coach (Alma Mater/Year): Karen Aston (UALR '87)
Record/Years at UT: First Year
Career Record/Years: 101-63/5
Associate Head Coach: Travis Mays (Texas '90)
Assistant Coaches: Jalie Mitchell (North Texas '02), George Washington (Abilene Christian '00)

SEASON OUTLOOK

2011-12 Record: 18-14
2011-12 Conference Record: 8-10
Postseason: NCAA First Round
Final AP Rank: NR
Final USA Today Rank: NR
Series Record: UT 21-2
Last Meeting: Dec. 4, 2011, UT 73-57

2012-13 SCHEDULE

Nov. 9	St. John's
Nov. 10	Hofstra
Nov. 20	Jackson State
Nov. 24	Central Connecticut
Nov. 30	Texas A&M
Dec. 8	UCLA
Dec. 11	Louisiana-Monroe
Dec. 16	Tennessee
Dec. 20	Cornell
Dec. 28-30	Maggie Dixon Classic
Jan. 2	at Iowa State
Jan. 5	Oklahoma
Jan. 9	at West Virginia
Jan. 12	Oklahoma State
Jan. 16	Texas Tech
Jan. 19	at Oklahoma
Jan. 23	at Kansas
Jan. 26	Kansas State
Feb. 2	at TCU
Feb. 6	Iowa State
Feb. 9	Baylor
Feb. 13	at Kansas State
Feb. 17	at Texas Tech
Feb. 20	Kansas
Feb. 23	at Baylor
Feb. 26	TCU
Mar. 2	at Oklahoma State
Mar. 5	West Virginia

MEDIA CONTACT INFO

Ashley Cushman, Basketball SID
 abc@utexas.edu
 PO Box 7399, Belmont 327, Austin, TX 78712
Office: (512) 471-9801 • **Cell:** (512) 431-2677
Press Row: (512) 471-4246 • **Fax:** (512) 471-6040
www.TexasSports.com

**BAYLOR
BEARS**

12-18 | WACO, TX

QUICK FACTS

Location: Waco, Tex.
Arena: Ferrell Center (10,284)
Colors: Green and Gold
President: Ken Starr
Enrollment: 15,029
Director of Athletics: Ian McCaw
Conference: Big 12

COACHING STAFF

Head Coach (Alma Mater/Year): Kim Mulkey (Louisiana Tech '84)
Record/Years at BU: 338-79/12
Career Record/Years: 338-79/12
Associate Head Coach: Bill Brock (South-eastern Oklahoma State '76)
Assistant Coaches: Damion McKinney (Midwestern State '96), Rekha Patterson (NC A&T '01)

SEASON OUTLOOK

2011-12 Record: 40-0
2011-12 Conference Record: 18-0
Postseason: NCAA Champions
Final AP Rank: 1st
Final USA Today Rank: 1st
Series Record: BU 4-2
Last Meeting: Mar. 26, 2012, BU 77-58

2012-13 SCHEDULE

Nov. 9	Lamar
Nov. 13	Kentucky
Nov. 16	Stanford
Nov. 17	Tennessee-Martin
Nov. 18	at Hawai'i
Nov. 23	Liberty
Nov. 27	at Rice
Dec. 5	at Notre Dame
Dec. 12	Oral Roberts
Dec. 18	Tennessee
Dec. 29	Southeastern Louisiana
Jan. 2	at TCU
Jan. 5	Oklahoma State
Jan. 9	Iowa State
Jan. 12	at Kansas
Jan. 16	at Kansas State
Jan. 19	West Virginia
Jan. 23	at Iowa State
Jan. 26	Oklahoma
Jan. 30	at Texas Tech
Feb. 2	at Oklahoma State
Feb. 6	Kansas
Feb. 9	at Texas
Feb. 12	Texas Tech
Feb. 16	TCU
Feb. 18	at Connecticut
Feb. 23	Texas
Feb. 25	at Oklahoma
Mar. 2	at West Virginia
Mar. 4	Kansas State

MEDIA CONTACT INFO

Julie Bennett, Basketball SID
 Julie.Bennett@baylor.edu
 1500 South Univ Parks Drive, Waco, TX 76706
Office: (254) 710-3042 • **Cell:** (254) 709-9657
Press Row: (254) 710-3955 • **Fax:** (254) 710-1369
www.BaylorBears.com



GENERAL

STAFF

PLAYERS

REVIEW

HISTORY

FACILITIES

NCAA

SEC

RECORDS

MEDIA INFO

STANFORD CARDINAL

12-22 | KNOXVILLE

QUICK FACTS

Location: Stanford, Calif.
Arena: Maples Pavilion/7,329
Colors: Cardinal and White
President: John Hennessy
Enrollment: 15,319
Director of Athletics: Bernard Muir
Conference: Pac-12

COACHING STAFF

Head Coach (Alma Mater/Year): Tara VanDerveer (Indiana '75)
Record/Years at SU: 709-149/26
Career Record/Years: 861-200/33
Associate Head Coach: Amy Tucker (Ohio State '82)
Assistant Coaches: Trina Patterson (Virginia '87), Kate Paye (Stanford '95)

SEASON OUTLOOK

2011-12 Record: 35-2
2011-12 Conference Record: 18-0
Postseason: NCAA Final Four
Final AP Rank: 2nd
Final USA Today Rank: 3rd
Series Record: UT 22-7
Last Meeting: Dec. 20, 2011, SU 97-80

2012-13 SCHEDULE

Nov. 9	Fresno State
Nov. 11	at Santa Clara
Nov. 16	Baylor
Nov. 17	at Hawai'i
Nov. 18	Tennessee-Martin
Nov. 25	Long Beach State
Nov. 30	at UC Davis
Dec. 2	at Gonzaga
Dec. 15	Pacific
Dec. 19	at South Carolina
Dec. 22	at Tennessee
Dec. 29	Connecticut
Jan. 4	at Colorado
Jan. 6	at Utah
Jan. 8	at California
Jan. 13	California
Jan. 18	UCLA
Jan. 20	USC
Jan. 25	Utah
Jan. 27	Colorado
Feb. 1	at Oregon
Feb. 3	at Oregon State
Feb. 8	Arizona
Feb. 10	Arizona State
Feb. 15	at USC
Feb. 17	at UCLA
Feb. 24	Oregon
Feb. 28	at Washington
Mar. 2	at Washington State

MEDIA CONTACT INFO

Aaron Juarez, Basketball SID
arjuarez@stanford.edu
Stanford Athletic Media Relations, 641 East Campus Dr.
Arrillaga Family Sports Center, Stanford, CA 94305
Office: (650) 725-7277 • **Cell:** (408) 250-1598
Press Row: (650) 723-4418 • **Fax:** (650) 725-2957
www.gostanford.com

DAVIDSON WILDCATS

12-28 | KNOXVILLE

QUICK FACTS

Location: Davidson, N.C.
Arena: John M. Belk Arena (6,000)
Colors: Red and Black
President: Carol Quillen
Enrollment: 1,900
Director of Athletics: Jim Murphy
Conference: Southern

COACHING STAFF

Head Coach (Alma Mater/Year): Michele Savage (Northwestern '93)
Record/Years at DC: 36-27/2
Career Record/Years: 36-27/2
Assistant Coaches: Mary Ciuk (Southern Conn. St. '80), Jamie Thomatis (MTSU '03), Kira Mowen (Texas State '10)

SEASON OUTLOOK

2011-12 Record: 22-10
2011-12 Conference Record: 17-3
Postseason: WNIT First Round
Final AP Rank: NR
Final USA Today Rank: NR
Series Record: First Meeting
Last Meeting: First Meeting

2012-13 SCHEDULE

Nov. 25	at Rutgers
Nov. 28	at Mercer
Dec. 1	Georgia Southern
Dec. 5	High Point
Dec. 8	at Miami
Dec. 13	at Gardner-Webb
Dec. 21	at Charlotte
Dec. 28	at Tennessee
Jan. 5	Appalachian State
Jan. 7	at College of Charleston
Jan. 12	at Wofford
Jan. 15	at Furman
Jan. 18	Chattanooga
Jan. 20	Samford
Jan. 23	UNCG
Jan. 26	Elon
Jan. 28	Western Carolina
Feb. 2	at Georgia Southern
Feb. 9	at Appalachian State
Feb. 11	College of Charleston
Feb. 16	Furman
Feb. 18	Wofford
Feb. 20	at UNCG
Feb. 23	at Samford
Feb. 25	at Chattanooga
Mar. 2	at Elon
Mar. 4	Western Carolina

MEDIA CONTACT INFO

Gavin McFarlin, Basketball SID
gamcfarlin@davidson.edu
Box 7158, Davidson, NC 28035
Office: (704) 894-2635 • **Cell:** (419) 566-3854
Press Row: (704) 892-3324 • **Fax:** (704) 894-2636
www.davidsonwildcats.com

RUTGERS SCARLET KNIGHTS

12-30 | KNOXVILLE

QUICK FACTS

Location: New Brunswick, N.J.
Arena: Rutgers Athletic Center (8,000)
Colors: Scarlet
President: Dr. Robert L. Barchi
Enrollment: 43,386
Director of Athletics: Tim Perneti
Conference: BIG EAST

COACHING STAFF

Head Coach (Alma Mater/Year): C. Vivian Stringer (Slippery Rock '70)
Record/Years at RU: 365-183/17
Career Record/Years: 885-318/41
Assistant Coaches: Tasha Pointer (Rutgers '03), Chelsea Newton (Rutgers '05), Tia Jackson (Iowa '95)

SEASON OUTLOOK

2011-12 Record: 22-10
2011-12 Conference Record: 10-6
Postseason: NCAA First Round
Final AP Rank: 23rd
Final USA Today Rank: RV
Series Record: UT 18-3
Last Meeting: Dec. 13, 2011, UT 67-61

2012-13 SCHEDULE

Nov. 11	at Georgia
Nov. 14	George Washington
Nov. 21	at Temple
Nov. 25	Davidson
Nov. 29	at Princeton
Dec. 2	at Boston College
Dec. 6	Long Island
Dec. 9	Louisiana Tech
Dec. 12	Southern
Dec. 16	Miami
Dec. 21	Stony Brook
Dec. 30	at Tennessee
Jan. 2	LaSalle
Jan. 6	St. John's
Jan. 8	at Louisville
Jan. 13	at Notre Dame
Jan. 16	Providence
Jan. 22	Georgetown
Jan. 27	at Seton Hall
Jan. 30	at Marquette
Feb. 2	Villanova
Feb. 9	Cincinnati
Feb. 12	at DePaul
Feb. 16	Connecticut
Feb. 19	at Syracuse
Feb. 23	at St. John's
Feb. 26	USF
Mar. 2	at Cincinnati
Mar. 4	Pittsburgh

MEDIA CONTACT INFO

Hasim Phillips, Basketball SID
hphillips@scarletknights.com
83 Rockafeller Road, Piscataway, NJ 08854
Office: (732) 445-7882 • **Cell:** (732) 470-9457
Press Row: (732) 445-4200 • **Fax:** (732) 445-3063
www.scarletknights.com



SOUTH CAROLINA GAMECOCKS

1-3 | COLUMBIA, S.C.

QUICK FACTS

Location: Columbia, S.C.
Arena: Colonial Life Arena (18,000)
Colors: Garnet and Black
President: Dr. Harris Pastides
Enrollment: 30,721
Director of Athletics: Ray Tanner
Conference: Southeastern

COACHING STAFF

Head Coach (Alma Mater/Year): Dawn Staley (Virginia '92)
Record/Years at USC: 67-58/4
Career Record/Years: 239-138/12
Associate Head Coach: Lisa Boyer (Ithaca '72)
Assistant Coaches: Nikki McCray (Tennessee '95), Darius Taylor (Michigan '00)

SEASON OUTLOOK

2011-12 Record: 25-10
2011-12 Conference Record: 10-6
Postseason: NCAA Sweet 16
Final AP Rank: 25
Final USA Today Rank: 21
Series Record: UT 45-3
Last Meeting: Mar. 3, 2012, UT 74-58

2012-13 SCHEDULE

Nov. 9	Elon
Nov. 12	at Louisiana Tech
Nov. 15	Savannah State
Nov. 18	Clemson
Nov. 22	Hampton
Nov. 23	Florida Gulf Coast
Nov. 24	DePaul
Nov. 28	Drexel
Dec. 2	at Seton Hall
Dec. 9	Furman
Dec. 19	Stanford
Dec. 21	South Carolina State
Dec. 29	Western Carolina
Jan. 3	Tennessee
Jan. 6	at Mississippi State
Jan. 10	Vanderbilt
Jan. 13	at Georgia
Jan. 17	LSU
Jan. 20	at Florida
Jan. 24	Kentucky
Jan. 27	at Arkansas
Feb. 3	Auburn
Feb. 7	at Alabama
Feb. 10	Texas A&M
Feb. 14	at Kentucky
Feb. 17	at Mississippi
Feb. 24	Mississippi State
Feb. 28	at Missouri
Mar. 3	Florida

MEDIA CONTACT INFO

Diana Koval, Basketball SID
 dkoval@mailbox.sc.edu
 Rice Athletics Center
 1304 Heyward St., Columbia, SC 29208
Office: (803) 777-7977 • **Cell:** (314) 369-6050
Press Row: (803) 777-6182 • **Fax:** (803) 777-2967
www.GamecocksOnline.com

GEORGIA LADY BULLDOGS

1-6 | KNOXVILLE

QUICK FACTS

Location: Athens, Ga.
Arena: Stegeman Coliseum (10,523)
Colors: Red and Black
Chancellor: Dr. Michael F. Adams
Enrollment: 34,816
Director of Athletics: Greg McGarity
Conference: Southeastern

COACHING STAFF

Head Coach (Alma Mater/Year): Andy Landers (Tennessee Tech '74)
Record/Years at UGA: 795-268/32
Career Record/Years: 877-289/37
Associate Head Coach: Joni Crenshaw (Alabama '02)
Assistant Coaches: Angie Johnson (Louisville '91), Robert Mosley (Miles '99)

SEASON OUTLOOK

2011-12 Record: 22-9
2011-12 Conference Record: 11-5
Postseason: NCAA First Round
Final AP Rank: 20
Final USA Today Rank: 20
Series Record: UT 44-15
Last Meeting: Jan. 29, 2012, UT 67-50

2012-13 SCHEDULE

Nov. 11	Rutgers
Nov. 14	Presbyterian
Nov. 16	South Carolina State
Nov. 18	Belmont
Nov. 20	Savannah State
Nov. 23-24	UNM Thanksgiving Tournament
Nov. 28	Furman
Dec. 2	at Georgia Tech
Dec. 4	Mercer
Dec. 16	Lipscomb
Dec. 19	at TCU
Dec. 28	at Illinois
Jan. 3	Missouri
Jan. 6	at Tennessee
Jan. 10	at Alabama
Jan. 13	South Carolina
Jan. 17	at Arkansas
Jan. 20	Texas A&M
Jan. 27	Florida
Jan. 31	Alabama
Feb. 3	at Kentucky
Feb. 7	Auburn
Feb. 10	at LSU
Feb. 17	at Florida
Feb. 21	Arkansas
Feb. 24	at Ole Miss
Feb. 28	at Mississippi State
Mar. 3	Vanderbilt

MEDIA CONTACT INFO

Mike Mobley, Basketball SID
 mmobley@sports.uga.edu
 PO Box 1472, Athens, GA 30613
Office: (706) 542-1621 • **Home:** (706) 548-0858
Press Row: (706) 542-8052 • **Fax:** (706) 542-9339
www.georgiadogs.com

MISSOURI TIGERS

1-10 | KNOXVILLE
 2-3 | COLUMBIA, MO

QUICK FACTS

Location: Columbia, Mo.
Arena: Mizzou Arena (15,061)
Colors: Old Gold and Black
President: Timothy M. Wolfe
Enrollment: 33,805
Director of Athletics: Mike Alden
Conference: Southeastern

COACHING STAFF

Head Coach (Alma Mater/Year): Robin Pingeton (St. Ambrose '90)
Record/Years at MU: 26-36/3
Career Record/Years: 361-192/17
Associate Head Coach: Randy Norton (Iowa '86)
Assistant Coaches: Willie Cox (Bradley '82), Jenny Putnam (St. Ambrose '01)

SEASON OUTLOOK

2011-12 Record: 13-18
2011-12 Conference Record: 2-16
Postseason: None
Final AP Rank: NR
Final USA Today Rank: NR
Series Record: UT 3-0
Last Meeting: Nov. 25, 2010, UT 82-44

2012-13 SCHEDULE

Nov. 9	Saint Louis
Nov. 12	Chicago State
Nov. 15	Western Illinois
Nov. 22-24	Cancun Challenge
Nov. 29	Southeast Missouri State
Dec. 3	Tennessee-Martin
Dec. 6	Missouri State
Dec. 8	Arkansas-Pine Bluff
Dec. 16	Southern Illinois
Dec. 18	Morgan State
Dec. 20	Murray State
Dec. 29	at Memphis
Jan. 3	at Georgia
Jan. 6	Auburn
Jan. 10	at Tennessee
Jan. 13	Kentucky
Jan. 20	at Ole Miss
Jan. 24	Arkansas
Jan. 27	at Texas A&M
Jan. 31	Florida
Feb. 3	Tennessee
Feb. 10	Mississippi State
Feb. 14	at Vanderbilt
Feb. 17	at Arkansas
Feb. 21	LSU
Feb. 24	at Auburn
Feb. 28	South Carolina
Mar. 3	at Alabama

MEDIA CONTACT INFO

Jenny Dewar, Basketball SID
 dewarj@missouri.edu
 P.O. Box 677, Columbia, MO 65205
Office: (573) 884-9486 • **Cell:** (847) 567-2487
Press Row: (573) 882-1142 • **Fax:** (573) 882-4720
www.mutigers.com



- GENERAL
- STAFF
- PLAYERS
- REVIEW
- HISTORY
- FACILITIES
- NCAA
- SEC
- RECORDS
- MEDIA INFO

FLORIDA GATORS

1-13 | GAINESVILLE, FL

QUICK FACTS

Location: Gainesville, Fla.
Arena: Stephen C. O'Connell Center (11,373)
Colors: Orange and Blue
President: J. Bernard Machen
Enrollment: 49,785
Director of Athletics: Jeremy N. Foley
Conference: Southeastern

COACHING STAFF

Head Coach (Alma Mater/Year): Amanda Butler (Florida '95)
Record/Years at UF: 98-67/5
Career Record/Years: 138-89/7
Assistant Coaches: Angela Crosby (Appalachian State '95), David Lowery (Mississippi State '00), Murriel Page (Florida, '98)

SEASON OUTLOOK

2011-12 Record: 20-13
2011-12 Conference Record: 8-8
Postseason: NCAA Second Round
Final AP Rank: NR
Final USA Today Rank: RV
Series Record: UT 44-3
Last Meeting: Feb. 26, 2012, UT 75-59

2012-13 SCHEDULE

Nov. 9	Fairfield
Nov. 11	Georgia State
Nov. 15	at Florida State
Nov. 19	North Florida
Nov 23-25	South Point Thanksgiving Classic
Dec. 1	at Michigan
Dec. 4	Troy
Dec. 7	Pacific
Dec. 16	at LaSalle
Dec 20-21	Gator Holiday Classic
Dec. 28	Holy Cross
Jan. 3	at Kentucky
Jan. 6	LSU
Jan. 10	at Mississippi State
Jan. 13	Tennessee
Jan. 20	South Carolina
Jan. 24	Ole Miss
Jan. 27	at Georgia
Jan. 31	at Missouri
Feb. 3	Alabama
Feb. 10	at Auburn
Feb. 14	at Texas A&M
Feb. 17	Georgia
Feb. 21	Vanderbilt
Feb. 24	at Alabama
Feb. 28	Arkansas
Mar. 3	at South Carolina

MEDIA CONTACT INFO

Kathy Cafazzo, Basketball SID
kathyc@gators.uua.ufl.edu
PO Box 14485, Gainesville, FL 32604
Office: (352) 375-4683 • **Cell:** (352) 316-4575
Press Row: (352) 367-1801 • **Fax:** (352) 367-1801
www.GatorZone.com

AUBURN TIGERS

1-17 | AUBURN, AL
2-21 | KNOXVILLE

QUICK FACTS

Location: Auburn, Ala.
Arena: Auburn Arena (9,121)
Colors: Burnt Orange and Navy Blue
President: Dr. Jay Gogue
Enrollment: 25,469
Director of Athletics: Jay Jacobs
Conference: Southeastern

COACHING STAFF

Head Coach (Alma Mater/Year): Terri Williams-Flournoy (Penn State '91)
Record/Years at AU: First Season
Career Record/Years: 143-104/8
Assistant Coaches: Ty Evans (Wisconsin-Whitewater '95), Caroline McCombs (Youngstown '98), Adrian Waters (St. Francis '87)

SEASON OUTLOOK

2011-12 Record: 13-17
2011-12 Conference Record: 5-11
Postseason: None
Final AP Rank: NR
Final USA Today Rank: NR
Series Record: UT 36-10
Last Meeting: Feb. 5, 2012, UT 82-61

2012-13 SCHEDULE

Nov. 9-10	Wolfpack Invitational
Nov. 15	Alabama State
Nov. 18	Alabama A&M
Nov. 23-24	Omni Hotels Classic
Nov. 28	at Tulane
Dec. 9	Hofstra
Dec. 12	at George Washington
Dec. 16	Temple
Dec. 19	Chattanooga
Dec. 22	Jacksonville
Dec. 29	Samford
Jan. 3	Arkansas
Jan. 6	at Missouri
Jan. 10	Ole Miss
Jan. 13	at Texas A&M
Jan. 17	Tennessee
Jan. 20	at Kentucky
Jan. 24	at Alabama
Jan. 31	LSU
Feb. 3	at South Carolina
Feb. 7	at Georgia
Feb. 10	Florida
Feb. 17	Alabama
Feb. 21	at Tennessee
Feb. 24	Missouri
Feb. 28	at Vanderbilt
Mar. 3	Mississippi State

MEDIA CONTACT INFO

Matt Crouch, Basketball SID
mcrouch@auburn.edu
P.O. Box 351, Auburn, AL 36831-0351
Office: (334) 844-9800 • **Cell:** (334) 740-4109
Press Row: (334) 844-1933 • **Fax:** (334) 844-9807
www.auburntigers.com

ALABAMA CRIMSON TIDE

1-20 | KNOXVILLE

QUICK FACTS

Location: Tuscaloosa, Ala.
Arena: Foster Auditorium (3,800)
Colors: Crimson and White
Chancellor: Dr. Guy Bailey
Enrollment: 31,747
Director of Athletics: Mal Moore
Conference: Southeastern

COACHING STAFF

Head Coach (Alma Mater/Year): Wendell Hudson (Alabama '73)
Record/Years at UA: 55-69/5
Career Record/Years: 294-196/26
Associate Coach: Clarisse Garcia (Villanova '07)
Assistant Coaches: Donnie Quinn (New Orleans '79), Tim Miller (Alabama '94)

SEASON OUTLOOK

2011-12 Record: 12-19
2011-12 Conference Record: 2-14
Postseason: None
Final AP Rank: NR
Final USA Today Rank: NR
Series Record: 45-2
Last Meeting: Jan. 26, 2012, UT 86-56

2012-13 SCHEDULE

Nov. 11	Jacksonville State
Nov. 13	at Houston
Nov. 17	Arkansas-Pine Bluff
Nov. 19	North Texas
Nov. 25	Southeastern Louisiana
Dec. 1	at Wisconsin
Dec. 8	Chattanooga
Dec. 17	Wofford
Dec. 21	Virginia
Dec. 28	Cincinnati
Dec. 29	Long Island
Dec. 30	at Hawai'i
Jan. 3	at Texas A&M
Jan. 6	Kentucky
Jan. 10	Georgia
Jan. 13	at Mississippi
Jan. 20	at Tennessee
Jan. 24	Auburn
Jan. 27	Vanderbilt
Jan. 31	at Georgia
Feb. 3	at Florida
Feb. 7	South Carolina
Feb. 10	Arkansas
Feb. 17	at Auburn
Feb. 21	at Mississippi State
Feb. 24	Florida
Feb. 28	at LSU
Mar. 3	Missouri

MEDIA CONTACT INFO

Jessica Paré, Basketball SID
jpare@ia.ua.edu
Box 870391, Tuscaloosa, AL 35487
Office: (205) 348-3673 • **Cell:** (205) 394-5985
Press Row: (205) 394-5985 • **Fax:** (205) 348-8841
www.rolltide.com





**VANDERBILT
COMMODORES**

**1-24 | NASHVILLE, TN
2-17 | KNOXVILLE**

QUICK FACTS

Location: Nashville, Tenn.
Arena: Memorial Gymnasium (14,326)
Colors: Black and Gold
Chancellor: Nicholas S. Zeppos
Enrollment: 6,831
Vice Chancellor: David Williams II
Conference: Southeastern

COACHING STAFF

Head Coach (Alma Mater/Year): Melanie Balcomb (Trenton State '84)
Record/Years at VU: 238-94/11
Career Record/Years: 401-198/20
Assistant Coaches: Vicky Picott (Rutgers '92), Kim Rosamond (Mississippi '98), Tom Garrick (Rhode Island '89)

SEASON OUTLOOK

2011-12 Record: 23-10
2011-12 Conference Record: 9-7
Postseason: NCAA Second Round
Final AP Rank: RV
Final USA Today Rank: RV
Series Record: UT 60-8
Last Meeting: Mar. 2, 2012, UT 68-57

2012-13 SCHEDULE

Nov. 10 McNeese State
Nov. 12 at Lipscomb
Nov. 15 UAB
Nov. 18 at Dayton
Nov. 23 Virginia
Nov. 24 Florida State
Nov. 28 Austin Peay
Dec. 1 Tennessee Tech
Dec. 4 at Western Kentucky
Dec. 6 Hartford
Dec. 16 at Oklahoma
Dec. 22 College of Charleston
Dec. 29 at Southern Cal
Jan. 3 Mississippi State
Jan. 6 at Ole Miss
Jan. 10 at South Carolina
Jan. 13 Arkansas
Jan. 20 at LSU
Jan. 24 Tennessee
Jan. 27 at Alabama
Jan. 31 at Texas A&M
Feb. 3 Ole Miss
Feb. 10 Kentucky
Feb. 14 Missouri
Feb. 17 at Tennessee
Feb. 21 at Florida
Feb. 24 Texas A&M
Feb. 28 Auburn
Mar. 3 at Georgia

MEDIA CONTACT INFO

Michael Scholl, Basketball SID
michael.scholl@vanderbilt.edu
2601 Jess Neely Drive, Nashville, TN 37212
Office: (615) 343-5823 • **Cell:** (615) 322-4121
Press Row: (615) 320-0436 • **Fax:** (615) 343-7064
www.vucommodores.com



**NOTRE DAME
FIGHTING IRISH**

1-28 | KNOXVILLE

QUICK FACTS

Location: Notre Dame, Ind.
Arena: Purcell Pavilion/Joyce Center (9,149)
Colors: Gold and Blue
President: Rev. John I. Jenkins, C.S.C.
Enrollment: 11,985
Director of Athletics: Jack Swarbrick
Conference: BIG EAST

COACHING STAFF

Head Coach (Alma Mater/Year): Muffet McGraw (St. Joseph's '77)
Record/Years at ND: 591-215/25
Career Record/Years: 679-256/30
Associate Head Coach: Carol Owens (Northern Illinois '90)
Assistant Coaches: Beth Cunningham (Notre Dame '97), Niele Ivy (Notre Dame '00)

SEASON OUTLOOK

2011-12 Record: 35-4
2011-12 Conference Record: 15-1
Postseason: NCAA Final
Final AP Rank: 4th
Final USA Today Rank: 2nd
Series Record: UT 20-2
Last Meeting: Jan. 23, 2012, ND 72-44

2012-13 SCHEDULE

Nov. 9 Ohio State
Nov. 18 Massachusetts
Nov. 20 Mercer
Nov. 23 at UCLA
Nov. 29 at Central Michigan
Dec. 5 Baylor
Dec. 8 Utah State
Dec. 19-21 World Vision Classic
Dec. 29 Purdue
Dec. 31 Saint Francis
Jan. 5 at Connecticut
Jan. 8 at South Florida
Jan. 13 Rutgers
Jan. 15 Georgetown
Jan. 20 St. John's
Jan. 23 at Pittsburgh
Jan. 26 Providence
Jan. 28 at Tennessee
Feb. 2 Cincinnati
Feb. 5 at Villanova
Feb. 9 at Seton Hall
Feb. 11 Louisville
Feb. 17 at Marquette
Feb. 24 at DePaul
Feb. 26 Syracuse
Mar. 2 at Providence
Mar. 4 Connecticut

MEDIA CONTACT INFO

Chris Masters, Basketball SID
masters.5@nd.edu
Sports Information Office, C112 Joyce Center,
Second Floor, Notre Dame, IN 46556
Office: (574) 631-8032 • **Cell:** (574) 532-4166
Press Row: (574) 631-5309 • **Fax:** (574) 631-7941
www.und.com



**MISSISSIPPI STATE
BULLDOGS**

1-31 | KNOXVILLE

QUICK FACTS

Location: Starkville, Miss.
Arena: Humphrey Coliseum (10,500)
Colors: Maroon and White
President: Dr. Mark E. Keenum
Enrollment: 20,424
Director of Athletics: Scott Stricklin
Conference: Southeastern

COACHING STAFF

Head Coach (Alma Mater/Year): Vic Schaefer (Texas A&M '84)
Record/Years at MSU: First Year
Career Record/Years: 80-110/7
Associate Head Coach: Johnnie Harris (Arkansas Baptist '96)
Assistant Coaches: Aqua Franklin (Texas A&M '09), Brittany Hudson (Georgia State '08)

SEASON OUTLOOK

2011-12 Record: 14-16
2011-12 Conference Record: 4-12
Postseason: None
Final AP Rank: NR
Final USA Today Rank: NR
Series Record: UT 33-0
Last Meeting: Feb. 16 2012, UT 57-41

2012-13 SCHEDULE

Nov. 9 Houston
Nov. 12 Hampton
Nov. 16 Louisiana Tech
Nov. 20 Winthrop
Nov. 21-22 Hardwood Tournament of Hope
Nov. 28 Savannah State
Dec. 1 at Southern Miss
Dec. 7 Florida Atlantic
Dec. 16 Florida A&M
Dec. 20 Jacksonville State
Dec. 28 Northwestern State
Dec. 29 Troy
Jan. 3 at Vanderbilt
Jan. 6 South Carolina
Jan. 10 Florida
Jan. 13 at LSU
Jan. 17 at Kentucky
Jan. 24 Texas A&M
Jan. 27 Ole Miss
Jan. 31 at Tennessee
Feb. 3 Arkansas
Feb. 10 at Missouri
Feb. 17 at Ole Miss
Feb. 17 LSU
Feb. 21 Alabama
Feb. 24 South Carolina
Feb. 28 Georgia
Mar. 3 at Auburn

MEDIA CONTACT INFO

Brock Turnipseed, Basketball SID
bturipseed@athletics.msstate.edu
PO Box 5308, Mississippi State, MS 39762
Office: (662) 325-7556 • **Cell:** (662) 418-7409
Press Row: (662) 325-3776 • **Fax:** (662) 325-3656
www.hailstate.com



GENERAL

STAFF

PLAYERS

REVIEW

HISTORY

FACILITIES

NCAA

SEC

RECORDS

MEDIA INFO

LSU LADY TIGERS 2-7 | BATON ROUGE, LA

QUICK FACTS

Location: Baton Rouge, La.
Arena: Pete Maravich Assembly Center (13,215)
Colors: Purple and Gold
Chancellor: Dr. William Jenkins
Enrollment: 28,771
Director of Athletics: Joe Alleva
Conference: Southeastern

COACHING STAFF

Head Coach (Alma Mater/Year): Nikki Caldwell (Tennessee '94)
Record/Years at LSU: 23-11/1
Career Record/Years: 95-37/4
Assistant Coaches: Tasha Butts (Tennessee '04), Tony Perotti (Tennessee '99), Stacie Terry (UT-Arlington '98)

SEASON OUTLOOK

2011-12 Record: 23-11
2011-12 Conference Record: 10-6
Postseason: NCAA Second Round
Final AP Rank: RV
Final USA Today Rank: RV
Series Record: UT 43-12
Last Meeting: Mar. 4, 2012, UT 70-58

2012-13 SCHEDULE

Nov. 11 Wichita St.
Nov. 16 at Hampton
Nov. 19 Georgetown
Nov. 23 West Virginia
Nov. 25 FIU or Iowa
Dec. 2 NC State
Dec. 9 Tulane
Dec. 13 East Tennessee State
Dec. 16 Louisiana Tech
Dec. 19 Grambling
Dec. 21 McNeese State
Dec. 28 at Florida Gulf Coast
Dec. 31 New Orleans
Jan. 3 Ole Miss
Jan. 6 at Florida
Jan. 10 at Arkansas
Jan. 13 Mississippi State
Jan. 17 at South Carolina
Jan. 20 Vanderbilt
Jan. 27 at Kentucky
Jan. 31 at Auburn
Feb. 4 Texas A&M
Feb. 7 Tennessee
Feb. 10 Georgia
Feb. 17 at Mississippi State
Feb. 21 at Missouri
Feb. 24 Kentucky
Feb. 28 Alabama
Mar. 3 at Texas A&M

MEDIA CONTACT INFO

Bill Martin, Basketball SID
wmarti4@lsu.edu
LSU Athletic Admin. Building, Baton Rouge, LA 70894
Office: (225) 578-8204 • **Cell:** (225) 270-1665
Press Office: (225) 578-8226 • **Fax:** (225) 578-1861
www.lsusports.net

OLE MISS REBELS 2-10 | KNOXVILLE, TN

QUICK FACTS

Location: Oxford, Miss.
Arena: Tad Smith Coliseum (9,061)
Colors: Cardinal Red and Navy Blue
Chancellor: Dr. Dan Jones
Enrollment: 20,824
Director of Athletics: Ross Bjork
Conference: Southeastern

COACHING STAFF

Head Coach (Alma Mater/Year): TBA
Record/Years at OM: TBA
Career Record/Years: TBA
Associate Head Coach: Brett Frank (Southeastern Oklahoma State '95)
Assistant Coaches: Rebecca Kates-Taylor (Mississippi State '05)

SEASON OUTLOOK

2011-12 Record: 12-18
2011-12 Conference Record: 2-14
Postseason: None
Final AP Rank: NR
Final USA Today Rank: NR
Series Record: UT 39-7
Last Meeting: Feb. 19, 2012, UT 66-56

2012-13 SCHEDULE

Nov. 9 Southeastern Louisiana
Nov. 16 Northwestern State
Nov. 19 Lamar
Nov. 27 Mississippi Valley State
Nov. 29 Lipscomb
Dec. 1 at Louisiana Tech
Dec. 8 Massachusetts
Dec. 16 Belmont
Dec. 18 at Cleveland State
Dec. 21 Hofstra
Dec. 22 Northwestern
Dec. 29 McNeese State
Dec. 30 Tulane DoubleTree Classic
Jan. 3 at LSU
Jan. 6 Vanderbilt
Jan. 10 at Auburn
Jan. 13 Alabama
Jan. 20 Missouri
Jan. 24 Florida
Jan. 27 Mississippi State
Jan. 31 Arkansas
Feb. 3 at Vanderbilt
Feb. 10 at Tennessee
Feb. 14 Mississippi State
Feb. 17 South Carolina
Feb. 21 at Texas A&M
Feb. 24 Georgia
Feb. 28 vs. Kentucky
Mar. 3 at Arkansas

MEDIA CONTACT INFO

Kristen Saibini, Basketball SID
ksaibini@olemiss.edu
P.O. Box 217, University, MS 38677
Office: (662) 915-7986 • **Cell:** (662) 832-3332
Press Row: (662) 236-1931 • **Fax:** (662) 915-7006
www.olemissports.com

ARKANSAS RAZORBACKS 2-24 | FAYETTEVILLE, AR

QUICK FACTS

Location: Fayetteville, Ark.
Arena: Bud Walton Arena (19,200)
Colors: Cardinal and White
Chancellor: Dr. David Gearhart
Enrollment: 24,595
Director of Athletics: Jeff Long
Conference: Southeastern

COACHING STAFF

Head Coach (Alma Mater/Year): Tom Colten (Bowling Green '77)
Record/Years at UA: 93-66/5
Career Record/Years: 310-136/14
Assistant Coaches: Tari Cummings (Oklahoma State '03), Nicki Collen (Marquette '97), Amber Shirey (Arkansas '92)

SEASON OUTLOOK

2011-12 Record: 24-9
2011-12 Conference Record: 10-6
Postseason: NCAA Second Round
Final AP Rank: NR
Final USA Today Rank: NR
Series Record: UT 23-2
Last Meeting: Feb. 23, 2012, UA 72-71 (OT)

2012-13 SCHEDULE

Nov. 15 at Tulsa
Nov. 19 at Oral Roberts
Nov. 23 Oklahoma
Nov. 24 at Hawai'i
Nov. 25 Oregon
Nov. 29 Texas Southern
Dec. 2 Pepperdine
Dec. 6 Kansas
Dec. 16 at Furman
Dec. 19 Mississippi Valley State
Dec. 21 Northwestern State
Dec. 28 Coppin State
Jan. 3 at Auburn
Jan. 6 Texas A&M
Jan. 10 LSU
Jan. 13 at Vanderbilt
Jan. 17 Georgia
Jan. 24 at Missouri
Jan. 27 South Carolina
Jan. 31 at Ole Miss
Feb. 3 at Mississippi State
Feb. 7 Kentucky
Feb. 10 Alabama
Feb. 17 Missouri
Feb. 21 at Georgia
Feb. 24 Tennessee
Feb. 28 at Florida
Mar. 3 Ole Miss

MEDIA CONTACT INFO

Jeri Thorpe, Basketball SID
jthorpe@uark.edu
131 Barnhill Arena, Fayetteville, AR 72703
Office: (479) 575-5037 • **Home:** (479) 443-3219
Press Row: (479) 575-6622 • **Fax:** (479) 575-7481
www.ArkansasRazorbacks.com





**TEXAS A&M
AGGIES**

2-28 | KNOXVILLE

QUICK FACTS

Location: College Station, Tex.
Arena: Reed Arena (12,989)
Colors: Maroon and White
Chancellor: Dr. R. Bowen Loftin
Enrollment: 50,054
Director of Athletics: Eric Hyman
Conference: Southeastern

COACHING STAFF

Head Coach (Alma Mater/Year): Gary Blair (Texas Tech '72)
Record/Years at A&M: 212-90/9
Career Record/Years: 620-253/27
Associate Head Coach: Kelly Bond-White (Illinois '98)
Assistant Coaches: Bob Starkey, Amy Wright (Arkansas '02)

SEASON OUTLOOK

2011-12 Record: 24-11
2011-12 Conference Record: 11-7
Postseason: NCAA Sweet 16
Final AP Rank: 22
Final USA Today Rank: 12
Series Record: UT 2-0
Last Meeting: Apr. 1, 2008, UT 53-45

2012-13 SCHEDULE

Nov. 9 at Louisville
 Nov. 14 Penn State
 Nov. 18 UConn
 Nov. 20 Liberty
 Nov. 23 Southern
 Nov. 25 Marquette
 Dec. 4 Louisiana Tech
 Dec. 8 TCU
 Dec. 15 at USC
 Dec. 19-21 at Duel in the Desert
 Dec. 28 Prairie View A&M
 Jan. 1 Rice
 Jan. 3 Alabama
 Jan. 6 at Arkansas
 Jan. 10 at Kentucky
 Jan. 13 Auburn
 Jan. 20 at Georgia
 Jan. 24 at Mississippi State
 Jan. 27 Missouri
 Jan. 31 Vanderbilt
 Feb. 4 at LSU
 Feb. 10 at South Carolina
 Feb. 14 Florida
 Feb. 18 Kentucky
 Feb. 21 Ole Miss
 Feb. 24 at Vanderbilt
 Feb. 28 at Tennessee
 Mar. 3 LSU

MEDIA CONTACT INFO

Alan Cannon, Int. Basketball SID
 acannon@athletics.tamu.edu
 P.O. Box 30017, College Station, TX 77842-3017
Office: (979) 845-5725 • **Cell:** (979) 777-4200
Press Row: (979) 862-6944 • **Fax:** (979) 845-6825
www.aggieathletics.com

**KENTUCKY
WILDCATS**

3-3 | LEXINGTON, KY

QUICK FACTS

Location: Lexington, Ky.
Arena: Memorial Coliseum (8,000)
Colors: Blue and White
President: Eli Capilouto
Enrollment: 29,098
Director of Athletics: Mitch Barharth
Conference: Southeastern

COACHING STAFF

Head Coach (Alma Mater/Year): Matthew Mitchell (Mississippi State '95)
Record/Years at UK: 114-56/5
Career Record/Years: 144-85/7
Assistant Coaches: Matt Insell (Middle Tennessee '07), Shalon Pillow (Tennessee '02), Danielle Santos (Florida '06)

SEASON OUTLOOK

2011-12 Record: 28-7
2011-12 Conference Record: 13-3
Postseason: NCAA Regional Finals
Final AP Rank: 12th
Final USA Today Rank: 8th
Series Record: UT 49-8
Last Meeting: Feb. 13, 2012, UT 91-54

2012-13 SCHEDULE

Nov. 10 Delaware State
 Nov. 13 at Baylor
 Nov. 17 High Point
 Nov. 23 Morehead State
 Nov. 25 USC Upstate
 Nov. 28 Miami (OH)
 Dec. 2 at Louisville
 Dec. 7 DePaul
 Dec. 9 Middle Tennessee
 Dec. 18 at Pepperdine
 Dec. 21 at UC Santa Barbara
 Dec. 28 Alcorn State
 Dec. 30 Marist
 Jan. 3 Florida
 Jan. 6 at Alabama
 Jan. 10 Texas A&M
 Jan. 13 at Missouri
 Jan. 17 Mississippi State
 Jan. 20 Auburn
 Jan. 24 at South Carolina
 Jan. 27 LSU
 Feb. 7 Georgia
 Feb. 7 at Arkansas
 Feb. 10 at Vanderbilt
 Feb. 14 South Carolina
 Feb. 18 at Texas A&M
 Feb. 24 at LSU
 Feb. 28 at Ole Miss
 Mar. 3 Tennessee

MEDIA CONTACT INFO

Susan Lax, Basketball SID
 slaxo@uky.edu
 338 Lexington Ave, Lexington, KY 40506
Office: (859) 257-3838 • **Home:** 859-608-5019
Press Row: (859) 323-5900 • **Fax:** (859) 323-4310
www.ukathletics.com

BRENDA LAWSON CO



HOME GUEST
PERIOD



2012-13
**LADY VOL
STAFF**



HOLLY WARLICK

HEAD COACH

FIRST YEAR AS HEAD COACH/28TH YEAR ON STAFF
TENNESSEE '81

For more than three decades, Holly Warlick has been instrumental in the phenomenal success story that is Tennessee Lady Vols basketball. Her impact on the program stretches from her ground-breaking days as a three-time All-America point guard at UT (1976-80), to her 27 highly-productive years as a loyal assistant for Hall of Fame coach Pat Summitt, to her ascension to the head coaching position at UT.

Vice Chancellor and Director of Athletics Dave Hart named Warlick head coach of the Lady Vols on April 18, 2012, as Summitt stepped into the role of head coach emeritus. In a touching and symbolic gesture at a press conference announcing the changes, Summitt presented her coaching whistle to her long-time aide and former floor general.

While Warlick helped shape the direction of Lady Vol basketball on Summitt's staff for more than a quarter of a century, the pupil took on greater responsibility and oversaw daily supervision of the basketball office during the 2011-12 season. She also handled a large measure of the media obligations after Summitt's Aug. 23 announcement regarding the diagnosis of early onset dementia, "Alzheimer's Type."

Providing an excellent example of how people rally around each other, the Tennessee staff members pulled together remarkably in the face of that adversity. The end result was a 27-9 overall record, a league-best 16th SEC Tournament Championship and advancement to the NCAA Regional Final.

As Warlick embarks on her 28th season on the staff at Tennessee, it is important to note that she was by Summitt's side, either as a player or an assistant, for 949 of the coach's NCAA-record 1,098 wins and all eight NCAA National Championships. Her value to the program has been evident for some time, as she has held the role of associate head coach since the 2005-06 campaign.

The WBCA also recognized Warlick's contributions to Tennessee's success through the years, naming Warlick the nation's top assistant coach after she helped lead UT to its seventh national title in 2007. The NCAA Division



THE WARLICK FILE

Born: June 11, 1958

Education:

Bearden High School (Knoxville, Tenn.), '76
B.S., Tennessee, '81
M.S., Virginia Tech, '83

Playing Career:

University of Tennessee (1976-80): three-time All-American, Women's Basketball Hall of Fame inductee, 1980 Olympic Team, first player at UT to have her jersey (#22) retired

COACHING CAREER

Year	School	Position
1981-83	Virginia Tech	Assistant Coach
1983-85	Nebraska	Assistant Coach
1985-2005	Tennessee	Assistant Coach
2005-12	Tennessee	Associate Head Coach
2012-	Tennessee	Head Coach

I women's basketball coaches also recognized Warlick as one of the nation's top assistants in 1998, ranking her prominently in The Women's Basketball Journal poll.

In addition to the NCAA title and coaching honor in 2007, Warlick also teamed up for the first time with former fellow Lady Vol player and assistant Nikki Caldwell, the current head coach at LSU, to pursue her other passion. That pursuit is riding a motorcycle and raising money for the fight against breast cancer.

Warlick and Caldwell created the Champions For A Cause Foundation, a long haul motorcycle ride dedicated to raising funds and awareness for a cure for breast cancer. The charitable organization has raised and donated more than \$125,000, and in the spring of 2011 the duo led a fifth annual trip - this time from the Badlands to Las Vegas. Past trips include the inaugural ride from San Francisco to Knoxville as well as trips to Key West, Fla., New Orleans and Niagara Falls.

On Feb. 10, 2008, Warlick and Caldwell presented a \$10,000 check to the late N.C. State Head Coach Kay Yow and the Kay Yow/WBCA Cancer Fund.

With all of her accomplishments in coaching and in her charitable endeavors it might be easy to overlook the fact that Warlick left just as powerful a mark on women's hoops as a player at UT. It doesn't seem that long ago that the charismatic Knoxville native was flying up and down the court as a Lady Vol All-America point guard.

For more than three decades, Warlick has been considered the finest point guard to ever play for the Lady Vols. In addition to being selected to the CONVERSE/Lady Vol Team of the Decade for the 1980s in January of 1994, five different halls of fame opened their doors to her.

On Feb. 27, 2004, she was inducted into the Tennessee Sports Hall of Fame. In October 2002, she became a member of the University of Tennessee Lady Vol Hall of Fame in the second class of inductees. In June 2001, the Women's Basketball Hall of Fame selected Warlick as one of 10 inductees into the Hall for the Class of 2001. For the

hometown girl, who grew up in the Rocky Hill section of Knoxville and graduated from Bearden High School, it was a dream-come-true.

In the summer of 1994, Warlick gained admission to her first hall of fame. She was honored as one of the City of Knoxville's finest all-time athletes with her inclusion in the Knoxville Sports Hall of Fame.

Including this season, Warlick has invested 32 years in the program, having helped shape UT into a national powerhouse with tenure as both a player and a coach. Warlick's expertise and major contributions to the team have come from her work with the guards. In 2010-11, freshman point guard Meighan Simmons was the SEC Rookie of the Year, and guard Shekinna Stricklen was the 20th Lady Vol named to the WBCA/State Farm All-America Team.

Additionally, Warlick has been a highly-successful recruiter for the backcourt, attracting some of the nation's finest players to UT to continue the excellence she helped establish as a player. The Lady Vols welcomed another top flight guard to the Orange and White for 2010-11 when she landed McDonald's All-American Ariel Massengale.

As a rookie in 2011-12, Massengale lived up to her billing, earning Full Court Freshman All-America and SEC All-Freshman Team honors. The point guard posted a UT freshman record of 162 assists, ranking second in the SEC in that category, and leading the conference in assist-to-turnover ratio at 2.1.

Warlick's tutelage also helped to strengthen the game of four-time All-SEC selection Angie Bjorklund, Kodak All-American and four-time Lady Vol All-SEC performer Kara Lawson and three-time All-SEC selection Shanna Zolman. That trio accounts for the school records for most of UT's three-point marks.

Warlick's association with the Lady Vols started in 1976 when she joined the program as a scholarship 400-meter track athlete who walked on to the basketball team. Soon, she would become the most prolific player in the history of Tennessee Lady Vol basketball. Warlick was the first player in Tennessee athletics (men or women) to have her jersey retired (No. 22) at the end of her career in 1980.

Known as a play-making wiz during her four years as UT's point guard, Warlick was once tabbed the "best player in the South." As a rookie, Warlick helped lead the Lady Vols to their first Final Four appearance in school history in 1977. She had no trouble adjusting her enthusiasm and knowledge of the game into the coaching role.

In 19 of the past 31 years Warlick has been affiliated with UT, she has found herself at the Final Four as a player (1977, 1979, 1980) or as a coach (1986, 1987, 1988, 1989, 1991, 1995, 1996, 1997, 1998, 2000, 2002, 2003, 2004, 2005, 2007 and 2008). Her best Final Four showing as a player was national championship runner-up in her senior season. As a coach, she has helped the Lady Vols grab the brass ring all eight times (1987, 1989, 1991, 1996, 1997, 1998, 2007 and 2008).

A three-time All-American while playing for Summitt from 1976-80, Warlick previously held UT records for most assists in a game (14), most steals in a contest (nine), most assists in a season (225) and most games in a career (142). She continues to hold the Lady Vol single-season steals record with 141 in 1978-79.

Warlick brings vast international experience to the Lady Vols as well. A member of the 1980 U.S. Olympic basketball team, Warlick also participated in the Jones Cup, Pan American Games and World Championship competition. In addition, she was a WPBL All-Star, leading the Nebraska Wranglers to the championship of the Women's Professional Basketball League in 1981. She has served as a player representative on the USA BASKETBALL council and was a member of the USOC Advisory Council for Basketball.

In recognition of being a former Olympian, Warlick earned the honor of running the Olympic torch through Knoxville on its way to the 1996 Olympic Games in Atlanta.

Prior to joining the Tennessee staff for the 1985-86 season, Warlick gained experience at two other stops on the coaching circuit. She was an assistant coach at Virginia Tech from 1981-83 and an assistant from 1983-85 at Nebraska.

A native of Knoxville, Warlick earned her B.S. in marketing from Tennessee in 1981 and her master's degree in athletic administration from Virginia Tech in 1983. Warlick added "biker" to her vitae in 2001. To commemorate her induction into the Women's Basketball Hall of Fame, a number of Warlick's friends got together and presented her with a Harley-Davidson "Sportster" motorcycle. Just six years later, Warlick already was using her love of the bike towards a greater cause, establishing the Champions For A Cause Foundation with Caldwell.

WARLICK YEAR-BY-YEAR

SCHOOL	YEARS	RECORD
at Tennessee <i>(player)</i>	1976-77	28-5
	1977-78	27-4
	1978-79	30-9
	1979-80	33-5
Totals	4 years	118-23
at Virginia Tech <i>(assistant)</i>	1981-82	16-12
	1982-83	13-12
	Totals	2 years
at Nebraska <i>(assistant)</i>	1983-84	16-12
	1984-85	10-18
	Totals	2 years
at Tennessee <i>(assistant)</i>	1985-86	24-10
	1986-87	28-6
	1987-88	31-3
	1988-89	35-2
	1989-90	27-6
	1990-91	30-5
	1991-92	28-3
	1992-93	29-3
	1993-94	31-2
	1994-95	34-3
	1995-96	32-4
	1996-97	29-10
	1997-98	39-0
	1998-99	31-3
	1999-00	33-4
	2000-01	31-3
	2001-02	29-5
2002-03	33-5	
2003-04	31-4	
2004-05	30-5	
2005-06	31-5	
2006-07	34-3	
2007-08	36-2	
2008-09	22-11	
2009-10	32-3	
2010-11	34-3	
2011-12	27-9	
Totals	27 years	831-122
Career Totals	35 years	1004-199 (.835)

Overall record as an assistant coach: 886-176
Overall record as a player: 118-23

GENERAL

STAFF

PLAYERS

REVIEW

HISTORY

FACILITIES

NCAA

SEC

RECORDS

MEDIA INFO





PAT SUMMITT

HEAD COACH EMERITUS

FIRST YEAR AS HEAD COACH EMERITUS/39TH YEAR ON STAFF
TENNESSEE-MARTIN '74

For nearly four decades, the University of Tennessee Lady Vol basketball program has been among the nation's elite and, in the process, has changed the way women's collegiate hoops is perceived across the country.

No one did a better job of managing what goes on inside the 94x50 rectangle known as a collegiate basketball court than the UT legend. Her unfathomable victories, eight NCAA Championships and 32 combined Southeastern Conference titles speak to her incredible management and mastery of the 4,700 square feet of round ball real estate. And few have even come close to accomplishing what she did outside the lines for those 38 years as head coach (1974-2012). To her peers, she is forthright, well-respected, ethical, and a winner who serves as a shining example in the sport of collegiate basketball and beyond.

"She" is Pat Head Summitt, head coach emeritus of the University of Tennessee Lady Volunteer basketball team, who concluded a 38-year tenure at the helm of the Lady Vols on April 18, 2012, with a 1,098-208 overall record after raising the bar in the collegiate basketball world every time she stepped out on the court.

On Aug. 23, 2011, Summitt may have raised the bar on courage, as she bravely revealed the toughest opponent she will ever have to battle, early onset dementia, "Alzheimer's Type," after the doctors at the Mayo Clinic diagnosed her at the age of 59. To be sure, Summitt took on this invisible opponent with her signature game plan.

The Tennessee skipper didn't look at it as a bold move; rather continuing her lifelong practice of both herself and her program being an open book.

In the 2011-12 season, the most demanding on Summitt and her program, the Lady Vols finished the year with a 27-9 overall record and carried the banner as the 2012 SEC Tournament Champions for the third straight season before Summitt stepped down as head coach and into the head coach emeritus role on April 18, 2012.

UT finished the year losing to No. 1-ranked Baylor while battling for a spot in the NCAA Final Four. The Lady Vols were stopped just short of their goal of cutting down nets in Denver, site of the 2012 Final Four.

All season long, all eyes were on Summitt and her team. They were greeted in arenas nationwide with standing-ovation tributes to Summitt, as she guided her team through the nation's toughest schedule and a sea of "We Back Pat" t-shirts.

The "We Back Pat" campaign sprang up overnight and went viral in the social media world following Summitt's medical announcement. A t-shirt was born with the slogan, and proceeds started pouring into Summitt-picked organizations, Alzheimer's Tennessee and the University of Tennessee Medical Center.

In November 2011, Summitt announced the formation of her foundation, the Pat Summitt Foundation Fund, with the proceeds going toward cutting-edge research. On May 31, 2012, the Southeastern Conference and its member institutions announced an incredibly-generous contribution, donating \$100,000 to the effort. On June 13, NASCAR driver and Knoxville native Trevor Bayne, in conjunction with YourRaceCar.com, announced he would be driving a "We Back Pat" themed car in the Aug. 24 Nationwide Series Food City 250 race in Bristol to help raise awareness for the foundation. The site of the race,

THE SUMMITT FILE

Born: June 14, 1952

Education:

Cheatham County High School
B.S., Tennessee-Martin, '74
M.S., Tennessee, '75

Playing Career:

Tennessee-Martin (1970-74): 1976 Olympic Team, 1973 World University Games, playing floor at Skyhawk Arena named after her

Bristol Motor Speedway, also announced that Summitt would be serving as grand marshal and commanding the drivers to "start your engines."

Summitt received a \$1000 donation from Food City for her foundation, and YourRaceCar.com helped raise more than \$10,000 for the cause from the "We Back Pat" car and merchandise sales. Tennessee Titans owner K.S. "Bud" Adams became the latest major donor to aid the foundation, as he contributed \$25,000 on Sept. 9, 2012. On that date, he also had Summitt serve as the esteemed "12th Titan" at the NFL franchise's season opener vs. New England.

In announcing her diagnosis in August of 2011, Pat was being just Pat, but a number of organizations hailed her courage to come forward.

The United States Sports Academy awarded Summitt its 2011 Mildred "Babe" Didrikson Zaharias Courage Award for her indomitable spirit in her public battle with early-onset dementia, Alzheimer's type. On Oct. 4, it was announced that Summitt would receive the 2011 Maggie Dixon Courage Award. Also in October, The Huffington Post named Summitt a 2011 Game Changer - an innovator, leader and role model who is changing the way we look at the world and the way we live in it. The Tennessee Communication Association selected Summitt for its most prestigious award, Communicator of the Year.

The honors continued. Among those was Summitt being announced by President Barack Obama as the recipient of the Presidential Medal of Freedom on April 19, 2012, and honored at the White House on May 29. She also earned a Lifetime Achievement Award from the President's Council on Physical Fitness, Sports & Nutrition on May 3 and was named a member of the U.S. Department of State's Council to Empower Women and Girls Through Sports on June 21. Additionally, she has been announced as the Tennessee Sports Hall of Fame's 2012 Tennesseean of the Year, the winner of the 2012 Pop Warner Female Achievement Award and the 2012 Global ATHENA Leadership Award, the recipient of NACDA's 2012 Michael J. Cleary Merit of Honor Award and the recipient of the Arthur Ashe Courage Award, which was presented to her by former Vol and current NFL quarterback Peyton Manning after a poignant video tribute on July 11 at the 2012 ESPYs in Los Angeles.

Recognition continued to come Summitt's way in summer 2012, as she received the Billie Jean King Legacy Award, presented by the USTA in New York, the UT Alumni Association's Distinguished Alumna Award and the Knoxville Association of Women Executives Notable Woman Award. The Billie Jean King Legacy Award honors individuals whose outstanding courage and contributions have helped to change the global

cultural landscape.

The incomparable Summitt built collegiate basketball's "hoopdom" at Tennessee. A program developed tirelessly, diligently and successfully by Summitt, her staff and the 161 student-athletes who have been fortunate enough to don the orange and white jerseys of the Tennessee Lady Volunteers.

A review of Summitt's résumé shows she kept her elite program in the winner's circle for almost four decades, producing a mind-boggling record of 1,098-208 (.840) that included the most victories in NCAA basketball history. During her tenure, the Lady Vols won eight NCAA titles as well as a combined 32 Southeastern Conference tournament and regular season championships. Tennessee made an unprecedented 31 consecutive appearances in the NCAA Tournament and produced 12 Olympians, 34 WNBA players, 21 WBCA/Kodak/State Farm All-Americans earning 36 honors, and 39 All-SEC players earning 82 recognitions. Along with the success on the court, Summitt's student-athletes had tremendous productivity in the classroom. Coach Summitt held a 100 percent graduation rate for all Lady Vols who completed their eligibility at Tennessee.

Her honors and achievements over the years number in the hundreds. *The Sporting News* named the 50 Greatest Coaches of All-Time. Summitt was voted the 11th best of all-time and was the only woman on the list. She was inducted

into the Women's Basketball Hall of Fame on June 5, 1999, and into the Naismith Memorial Basketball Hall of Fame on October 13, 2000. Other accolades include a resolution by the U.S. House of Representatives on June 5, 2009; an honorary doctorate from the United States Sports Academy on May 19, 2009; receiving the 2009 WNBA Inspiring Coach Award on April 7, 2009, and being honored by her peers with the RUSSELL ATHLETIC/WBCA Victory Club Award for 1,000 career wins on April 6, 2009. She was inducted as the third member of the Tennessee Women's Hall of Fame on June 17, 2011, and was announced on Dec. 5 as the 2011 *Sports Illustrated* Sportswoman of the Year alongside 2011 Sportsman of the Year, Duke men's basketball coach Mike Krzyzewski.

Much like the Presidential Medal of Freedom, a couple of other honors recognized her career longevity and the impact she has made on sports and American culture. On May 17, 2012, the Women's Sports Foundation/espnw/Women in Cable Telecommunications observed the 40-year anniversary of Title IX by creating a 40 FOR 40 list of those who have been key figures in the growth of women's sports. Summitt, of course, was on that list. The NCAA also honored her legacy, and that of UCLA men's basketball coaching great John Wooden, by naming a room in its new Myles Brand headquarters building the Summitt-Wooden Room on June 19, 2012.

THE LEGACY OF PAT SUMMITT

SOME MAJOR CAREER ACCOMPLISHMENTS

- Her program maintained a 100-percent graduation rate for players who completed their eligibility at Tennessee.
- In August of 2012, the 122nd player under her watch graduated and entered graduate school for her final playing season as a Lady Vol.
- In 38 seasons as head coach at Tennessee (1974-2012), she produced a 1,098-208 record (.840).
- Summitt's career victory total is the most of any coach in the history of NCAA men's or women's basketball.
- She guided her teams to eight NCAA National Championships (1987, 1989, 1991, 1996, 1997, 1998, 2007, 2008).
- Tennessee made an unprecedented 31-consecutive appearances in the NCAA Tournament and advanced to a record 18 NCAA Final Fours, winning eight times and finishing second on five occasions.
- Her squads won a combined 32 SEC regular season and tournament championships (16 regular season/16 tournament).
- Tennessee's record during 33 years of play in the SEC under her watch was 317-44 (.878) in the regular season and 69-17 (.802) during the postseason tournament.
- She produced 21 WBCA/Kodak/State Farm All-Americans who earned 36 honors.
- A total of 39 of her players earned All-SEC distinction, combining to garner 82 honors.
- Twelve of her players went on to compete in the Olympic Games.
- Sent 34 of her players on to the WNBA, including 15 drafted in the first round and three picked No. 1 overall.
- As of 2012, 78 who were mentored by Summitt in the UT program work in basketball coaching or administrative positions.
- Coached U.S. Olympic Women's Basketball Team to gold medal at 1984 Los Angeles Olympiad.
- Also selected as assistant on 1980 U.S. Olympic Team and for various other international competitions.
- Was co-captain player on silver-medal-winning 1976 U.S. Olympic squad while employed as coach at Tennessee.

A FEW OF HER COACHING AWARDS

- Summitt was named as the Naismith Coach of the Century in April 2000.
- In July 2009, *The Sporting News* named the "50 Greatest Coaches of All-Time." Summitt was voted 11th and was the only woman on the list.
- She became the first female recipient of the Legends of Coaching Award, which was adopted by the John R. Wooden Award Committee in 1999. The award recognizes the lifetime achievement of coaches who exemplify the late Coach Wooden's high standards of coaching success and personal achievement.
- After winning her eighth NCAA title, Summitt received the prestigious John R. Wooden Legends of Coaching lifetime achievement award in Los Angeles, Calif., on April 12, 2008.
- In 1990, Summitt received the most prestigious award given by the Basketball Hall of Fame, the John Bunn Award. Summitt was the first female to receive the award in the Hall's history.
- Named 2011 *Sports Illustrated* Sportswoman of the Year (along with Sportsman of the Year, Duke men's coach Mike Krzyzewski on Dec. 6, 2011).
- Summitt was named 1987, 1989, 1994, 1998 and 2004 Naismith College Coach of the Year and 1998 AP Coach of the Year.
- She was chosen WBCA/Converse Coach of the Year in 1983 and 1995 and the IKON/WBCA Coach of the Year in 1998.
- She was named SEC Coach of the Year eight times (1993, 1995, 1998, 2001, 2003, 2004, 2007, 2011).

HALL OF FAME MEMBERSHIP

- Summitt was inducted into the Naismith Memorial Basketball Hall of Fame in Springfield, Mass., on Oct. 13, 2000, the first time she was eligible for the Hall's ballot. At the time, Summitt became just the fourth women's basketball coach to earn Hall of Fame honors.
- A little more than a year earlier, Summitt was inducted into the Women's Basketball Hall of Fame in the 1999 inaugural class.
- In October 1990, Summitt was enshrined in the Women's Sports Foundation Hall of Fame at a gala event in New York City.
- In April 1996, she was inducted into the National Association for Sport and Physical Education's Hall of Fame.
- She was inducted into the Tennessee Women's Hall of Fame on June 17, 2011.
- Summitt was a 2003 inductee into the Tennessee Sports Hall of Fame.
- The Greater Knoxville Sports Hall of Fame welcomed her in 1992.

GENERAL

STAFF

PLAYERS

REVIEW

HISTORY

FACILITIES

NCAA

SEC

RECORDS

MEDIA INFO





KYRA ELZY

ASSISTANT COACH/RECRUITING COORDINATOR

FIRST YEAR ON STAFF
TENNESSEE '01

With two positions to hire on her first staff as head coach at Tennessee, Holly Warlick looked to a former Lady Vol to fill the first one. On April 26, 2012, Kyra Elzy answered the call to return to her alma mater and serve as assistant coach/recruiting coordinator.

Elzy, an associate head coach/recruiting coordinator at the University of Kentucky for the last four years, fills the role held last season by Mickie DeMoss. The former Pat Summitt aide announced on April 2 she was leaving UT to join the WNBA's Indiana Fever.

"I can't begin to tell you how excited I am to have Kyra on our staff," Holly Warlick said. "From the time she was a player on our NCAA title teams in 1997 and 1998, she possessed a coach's mentality on the floor. As I have watched her collegiate coaching career progress, I have become more impressed with her each stop along the way.

"Kyra is a phenomenal recruiter, possessing a great coaching mind and will complement Dean (Lockwood) and I perfectly. As a Lady Vol, she knows firsthand what our expectations are at Tennessee."

In 2011-12, Elzy completed her fourth season at Kentucky, where she served as the recruiting coordinator and was responsible for coaching the guards of the 2012 SEC champion Wildcats. It marked her second season as associate head coach after being promoted in August 2010.

"I am humbled, honored and excited for the opportunity to come back to the University of Tennessee as a coach for the Lady Vols," Elzy said.

"First, it was incredible as a student-athlete to be part of the history, tradition and legacy of the Lady Vols during my playing days. Now I am thankful for the privilege and the gift to return to the Tennessee program."

As a student-athlete at Tennessee from 1996-2001, Elzy's game excelled under the nation's all-time winningest coach in Summitt. A four-year letterwinner who actually spent five seasons in a Lady Vol uniform after missing the 1998-99 season with an injury, Elzy was a member of two national championship teams (1997 and 1998) and a national runner-up squad (2000). During her time in Knoxville, she played in 126 games and earned the Holly Warlick Defensive Player of the Year award in 1997, the Unsung Hero Award in 1998 and was on the USA Today All-Injury Team that recognized athletes that competed while overcoming medical issues in 2000.

Elzy became just the fifth freshman in Tennessee history to start her first game as a Lady Vol when she started at guard in the 1996-97 season opener against Austin Peay. She also earned another distinction during her playing career, becoming the first UT player to earn her master's degree while still playing.

Also excelling in the classroom, Elzy was named to the 2000 and 2001 SEC Academic Honor Rolls. She was a three-time member of the Lady Vol Academic Honor Roll (over a 3.0 GPA) and earned UT Dean's List honors each semester while in graduate school. She holds a bachelor's degree in psychology (1999) and a master's in cultural studies in education with an emphasis in sports psychology (2001).

As a coach at Kentucky, Elzy was considered one of the top recruiters in the nation and helped UK sign a top-10

THE ELZY FILE

Born: Aug. 17, 1978

Education:

Oldham County High School (LaGrange, Ky.)
B.S., Tennessee, '99
M.S., Tennessee, '01

Playing Career:

Tennessee (1996-2001): four-year letterwinner, two-time NCAA champion (1997, 1998) and runner-up (2000), Holly Warlick Defensive Player of the Year

recruiting class three-straight seasons, including the signing of four McDonald's High School All-Americans.

She was instrumental in helping UK advance to three consecutive NCAA Tournaments and chart back-to-back-back 20-win seasons, including two NCAA Elite 8 appearances in 2010 (losing to Oklahoma) and 2012 (losing to UConn).

Elzy's guards received SEC recognition in 2011-12, as A'dia Mathies was named the SEC Player of the Year and rookie Bria Goss was named the SEC Rookie of the Year.

Under Elzy's tutelage, Mathies received UK's first SEC Freshman of the Year honor in 2010 and was named UK's first freshman All-American since Valerie Still in 1980.

Prior to Kentucky, Elzy spent four years as an assistant coach at Kansas. As the recruiting coordinator, she helped the Jayhawks land their first top-20 signing class in 2007 under head coach Bonnie Henrickson. She also helped KU earn two postseason bids in her four seasons. In 2006-07, KU finished 17-16 overall and advanced to the third round of the WNIT, while guard Danielle McCray was named honorable mention All-Big 12.

Elzy made a coaching stop at Western Kentucky for two seasons under head coach Mary Taylor Cowles. She coordinated the recruiting efforts for the Lady Toppers and also worked with the guards and handled individual workouts. The Lady Toppers posted 20+ wins in both of her seasons at WKU, and in 2002-03 WKU won the Sun Belt Conference championship and advanced to the NCAA Tournament. Elzy helped coach Sun Belt Player of the Year Shala Reese and Newcomer of the Year Tiffany Porter-Talbert. In 2003-04, WKU was the Sun Belt runner-up and advanced to the quarterfinals of the WNIT.

Prior to her first coaching job, Elzy spent one year as an administrative assistant under Henrickson at Virginia Tech. She was responsible for team travel, scheduling community service events and working with the women's basketball summer camps.

Her outstanding prep career earned her induction into the Kentucky Lions Club Hall of Fame in 2009 after a standout prep career at Oldham County High School. She had guided the Lady Colonels to four district championships, two regional titles and a state semifinal appearance during her prep career.

In addition to starting a new job at Tennessee in 2012, Elzy was wed in August to Dexter Lander.



JOLETTE LAW

ASSISTANT COACH

FIRST YEAR ON STAFF
IOWA '90

Jolette Law, formerly the head coach at the University of Illinois from 2007-12, joined the Tennessee family on May 2, 2012. Along with Dean Lockwood and Kyra Elzy, she became part of the first cadre of assistant coaches in Holly Warlick's initial season at the helm of the UT program.

"I have known Jolette since she was a high school prepster we recruited out of Florence, S.C.," said Holly Warlick. "Our Lady Vol teams competed against her while she was a standout player at the University of Iowa, and I've gone head-to-head in recruiting and coaching against her while she was top assistant to Rutgers' Hall of Fame Coach C. Vivian Stringer.

"Besides the X's and O's of the game and her reputation as an excellent recruiter, Jolette is just a great individual and a terrific role model. She will be a great fit for us at Tennessee," Warlick said when she announced the hiring.

Law, long-regarded as one of the top assistant coaches in the country, was named the seventh head women's basketball coach at the University of Illinois on May 11, 2007. During her tenure in Champaign, she led the Illini to a pair of postseason appearances while turning heads on the recruiting trail.

In November of 2008, she inked the No. 3 recruiting class in the country and the top-rated signing class in Illinois school history. Law followed up the historic 2009 signing class by inking two more top-100 recruits in 2010 and another in 2011.

On the court, Law led Illinois to 69 wins in five seasons, including two trips to the postseason WNIT. During her first season with the Illini in 2007-08, she guided the Illini to 20 victories, marking Illinois' first 20-win season since 1999-2000. The Orange and Blue made a historic run in the 2008 Big Ten Tournament, advancing to the championship game but falling just short of an NCAA Tournament bid in losing to Purdue on a buzzer-beater. The Illini earned a 2008 WNIT bid and advanced to the third round.

In 2008-09, Law had a young Illini squad playing its best basketball at the end of the season, as the team finished 6-5 in the final 11 games. That momentum carried over into 2009-10, when the Illini started 7-1 out of the gates and finished the season with 19 wins and a trip to the WNIT quarterfinals. The team finished strong down the stretch in both 2010-11 and 2011-12.

During Law's fourth season at the helm of the program, the Illini reached the Big Ten semifinals once again and downed No. 7-seed Wisconsin and No. 3-seed Michigan. Illinois followed up with five wins in the final half of the 2011-12 conference slate, including a victory over No. 10 Ohio State, 66-65, at Assembly Hall.

In addition to the team's progress, Law helped develop Jenna Smith into one of the premier post players in the country. A 2010 Illinois graduate, Smith became the highest WNBA draft pick in school history when she was taken with the 14th overall pick by the Washington Mystics in the 2010 WNBA Draft. Smith left Illinois as the program's all-time leading scorer, rebounder and shot blocker, thanks in large part to Law's tutelage.

Before arriving at Illinois, Law made a name for herself as a driving force behind Rutgers' rise to the top of women's college basketball. During her 12-year tenure, the Scarlet Knights saw remarkable success, including two Final Fours,

THE LAW FILE

Born: Dec. 7, 1967

Education: Wilson High School (Florence, S.C.)
B.S., Iowa, '90

Playing Career: Iowa (1987-90): Kodak District V All-American, two-time All-Big Ten (1989, 1990), led UI to four Big Ten Championships, Member of Iowa Hall of Fame, Member of the Harlem Globetrotters (1991-94)

three Elite Eights and three Sweet Sixteen appearances, among them the 2007 NCAA title game in Cleveland versus the Lady Vols.

Rutgers compiled a record of 257-125 (.673) during Law's tenure in New Brunswick, N.J., winning BIG EAST regular season titles in both 2005 and 2006 and the BIG EAST Tournament title in 2007. The Scarlet Knights featured 22 All-BIG EAST honorees, three BIG EAST Defensive Players of the Year and three BIG EAST Rookies of the Year. They also produced seven All-America selections and had eight players drafted in the WNBA during that span.

In addition to her tremendous technical expertise on the sidelines, Law also used her energetic and enthusiastic personality to help Rutgers bring in eight recruiting classes ranked among the nation's top 10 during her tenure, including three classes that were ranked No. 1 in the nation (1999, 2001 and 2006). Players such as Shawnetta Stewart, Usha Gilmore, Tasha Pointer, Tammy Sutton-Brown, Davalyn Cunningham, Rebecca Richman, Chelsea Newton, Cappie Pondexter, Essence Carson and Matee Ajavon, all of whom were drafted by the WNBA, benefited from Law's instruction and motivation on the court.

Law was a high school All-American at Wilson High School before graduating from the University of Iowa in 1990 with a degree in sports studies/corporate fitness. As the Hawkeyes' floor general, she helped Stringer lead the Hawkeyes to four consecutive Big Ten titles and a record of 105-18 from 1987-90. A Kodak District V All-American in 1990, she was a four-year letterwinner at Iowa and a two-time first-team All-Big Ten Conference selection (1989 and 1990). A member of the Iowa Hall of Fame, she still ranked sixth on the Hawkeye career steals list (205) as well as eighth in assists (353) and 20th in scoring (1,137). She also was a member of the 1988 Jones Cup Team.

Following her collegiate career, Law joined the Harlem Globetrotters from 1990-94 as the only current female team member, completing three worldwide tours with the team. As an ambassador of goodwill with the Globetrotters, she coordinated several basketball seminars and clinics in addition to her on-court performances. During her stint with basketball's greatest team, her picture was featured on Wheaties cereal boxes with her Globetrotter teammates, and she also appeared in M.C. Hammer's video for the song "Too Legit To Quit."

After her playing career came to a close, Law spent one season coaching at Ball State (1994-95) before joining Stringer at Rutgers.

GENERAL

STAFF

PLAYERS

REVIEW

HISTORY

FACILITIES

NCAA

SEC

RECORDS

MEDIA INFO





DEAN LOCKWOOD

ASSISTANT COACH

NINTH YEAR ON STAFF/14TH YEAR AT TENNESSEE
SPRING ARBOR (MICH.) '82

Dean Lockwood is in his ninth year on the Lady Vol staff and in his 14th year of service to the University of Tennessee. He has worked alongside Tennessee Head Coach Holly Warlick since July 2, 2004, when he became the just the ninth assistant coach ever to serve under (then) head coach Pat Summitt at UT.

Lockwood is instrumental in all aspects of the Lady Vol basketball program, but his primary responsibilities include player development, recruiting and scouting. The 2004-05 season was his first in Knoxville since serving as an assistant coach with the Tennessee men's program from 1986-91. Since his return to Rocky Top, the Lady Vols have compiled a record of 246-41 for an impressive .857 winning percentage, captured six SEC Tournament crowns and three SEC regular season championships, appeared in three NCAA Final Fours and won back-to-back national championships (2007-08).

Lockwood held the position of men's head coach at Saginaw Valley State University (Michigan) from 1998-2004. The Bay City, Mich., native returned to the Great Lakes Intercollegiate Athletic Conference after serving a year as assistant coach at Central Michigan University. On Oct. 19, 2008, Lockwood was inducted into the Bay County (Mich.) Sports Hall of Fame for his career accomplishments. He also was inducted into the Spring Arbor (Mich.) University Athletic Hall of Fame on Oct. 8, 2010.

Prior to his CMU stint, Lockwood held the men's head coaching position at Northwood University (Michigan) from 1991-97. While there, he led the team to its first back-to-back winning seasons in 15 years. After posting an 18-9 record and a second-place finish in the Great Lakes Intercollegiate Athletic Conference North Division during the 1996-97 campaign, Lockwood was honored as the GLIAC Coach of the Year. In 1991-92, Lockwood directed the Northwood program in its transition from NAIA to NCAA Division II.

Additionally, in his capacity as a head coach at two different small-budget GLIAC programs from 1991-2004, he not only was successful in guiding both institutions into postseason play (one of only a handful of coaches to guide two schools in the GLIAC to postseason play), but he maintained a graduation rate of 80 percent during his tenure at both Saginaw Valley State and Northwood University.

From 1986-1991, Lockwood served as an assistant for the University of Tennessee men's basketball team under head coach Don DeVoe and later Wade Houston. During his tenure as an assistant, Volunteer teams went 77-75, posting three consecutive winning seasons, made a pair of National Invitational Tournament trips and had an NCAA Tournament bid in 1989 after an 18-9 regular season. In addition to his assistant coaching duties at Tennessee, Lockwood also served as a special assistant to the director of alumni programs from 1989-91.

THE LOCKWOOD FILE

Born: Oct. 30, 1959

Education:
All Saints Central High School (Bay City, Mich.)
B.S., Spring Arbor (Mich.), '82
M.S., Central Michigan '89

Playing Career:
Spring Arbor (1978-82): Four-year letter-winner, three-year starter at point guard, two-year team captain, offered pro contract to play in English Basketball Association

In his role as an assistant coach in the men's game, Lockwood was heavily involved in player development through the years. He has coached seven NBA draft picks as well as one other player who played in the NBA.

Lockwood's first full-time coaching position was as men's assistant coach at the U.S. Military Academy at West Point from 1983-86. In 1984-85, he helped Army to its best record and only winning season since 1978. Lockwood cut his teeth in the coaching profession as a men's graduate assistant at Central Michigan in 1982-83.

In addition to his head and assistant coaching duties, Lockwood conducted coaching and playing clinics in Great Britain for eight years and was a consultant and clinician for the Welsh Basketball Association. He has also done coaching clinics in Poland. He has served as the summer camp director at Saginaw Valley State, Northwood and West Point, as well. For 12 summers Lockwood directed very successful shooting and offensive moves camps in Michigan. In previous summers, Lockwood has also spent time observing at Pete Newell's Big Man Camp and the NBA pre-draft camp in Chicago, Ill.

As a collegiate player, Lockwood was a four-year letterwinner at Spring Arbor College (Mich.), a three-year starter at point guard, and a captain for two seasons. He helped lead the squad to a single-season school record in wins and was offered a contract to play professional basketball in the English Basketball Association.

Lockwood earned a bachelor's degree in secondary education from Spring Arbor in 1982, majoring in English and secondary education. He earned a master's degree in counseling and personal and student development from Central Michigan University in 1989.

The 53-year-old Lockwood is single. Active in the Fellowship of Christian Athletes for many years, he has been a guest speaker at numerous coaching clinics, FCA functions and community events. As a lifelong runner, Lockwood has participated in numerous 5K, 10K and 20K races around the country. Additionally, he enjoys reading and traveling in his spare time.



MICHAEL BEAUMONT

DIRECTOR OF OPERATIONS

FIRST YEAR ON STAFF
CENTRAL ARKANSAS '00

In assembling her new staff, Tennessee head women's basketball coach Holly Warlick's third hire was Director of Basketball Operations Michael Beaumont.

Previously, Beaumont was on the staff at Ole Miss as the Assistant Athletics Director for Football Operations from January 2008-12, working for (then) head football coach Houston Nutt.

"I have known Michael for a number of years and have always been impressed with the way he goes about his business," said Warlick. "Houston Nutt had nothing but glowing things to say about him, and it will be great to have Michael's operations knowledge and experience on our staff."

A graduate of the University of Central Arkansas (2000, B.S.E in health education) and Arkansas State (1994, B.S. in kinesiology & exercise science), Beaumont served as an academic counselor for the University of Arkansas Men's Athletics Department (2006-08), working primarily with football, before joining the Rebels.

It was during his time in the high school ranks that Nutt took notice of his abilities and invited Beaumont to join his staff at the University of Arkansas in 2006.

In 2008, Beaumont remained with Nutt's staff in a move that brought him new duties at the University of Mississippi. At Ole Miss, Beaumont was the personal assistant to the head coach and the head administrator for all matters that related to the staff, the student-athletes and the program. Beaumont also served as one of the main contacts and liaison with all institutional departments, external agencies and public relations for the football program. While at Ole Miss, the Rebels played in the Cotton Bowl in 2008 and 2009. During his time in Oxford, Beaumont had the opportunity to be part of a team that included now

NFL greats Mike Wallace, Dexter McCluster and Michael Oher.

At Arkansas, he served as the academic counselor for the football team. Beaumont also served as the liaison between the faculty and the athletic department. He assisted in the management of tutors, mentors and learning specialists for his student-athletes with zero academic casualties. Additionally, he worked with camps and on-campus official visits during recruiting. At Arkansas, Beaumont also had the opportunity to be a part of a team that enjoyed an SEC West Championship in 2006 and back-to-back January 1 bowls in 2006 and 2007. His student-athletes included current NFL stars Darren McFadden, Felix Jones and Peyton Hillis.

Prior to his stint in Fayetteville, Beaumont was a football and baseball coach at Lincoln (Ark.) High School and also served as assistant athletic director in addition to teaching from 2001-06. As the head baseball coach, he led his team to the 1-AAA conference championship in 2004 and was voted by his peers as the 2004 Conference Coach of the Year. The defensive coordinator on the high school football staff, he was the head coach of the junior high squad and guided Lincoln to the 2005 conference championship on the gridiron.

Beaumont served as the head video coordinator at UCA in Conway during the 1999 football season while completing his degree in health education. He then moved to Mountain View (Ark.) High School to work as the defensive and offensive line coach for the 2000 and 2001 seasons.

Married to the former Susan Patton, Beaumont and his wife have two daughters - Monica (15) and Rachel (11).



JANET MCGEE

ASSISTANT TO THE HEAD COACH

FIRST YEAR ON STAFF
TENNESSEE TECH '81

Janet McGee, a long-time administrator, teacher and coach from Lenoir City High School, joined the Tennessee women's basketball staff as assistant to the head coach on Aug. 2, 2012.

McGee had worked at LCHS since 1983 and was serving as assistant principal for freshmen as well as the school's athletic director prior to joining Holly Warlick's staff. During her 31-year tenure there, she also taught science, wellness, physical education and driver's education and coached basketball, softball and golf.

A 1981 graduate of Tennessee Technological Univer-

sity with a bachelor of science degree in secondary education, McGee added a master's in administration and supervision in 1993 and a specialist in education certificate in educational administration and supervision in 1995. She was a four-year member of the Tennessee Tech basketball team from 1977-82.

McGee's primary duties will include handling day-to-day operations in the office, assisting in on-campus recruiting activities and serving as a liaison for academics and community service.

GENERAL

STAFF

PLAYERS

REVIEW

HISTORY

FACILITIES

NCAA

SEC

RECORDS

MEDIA INFO





MICHAEL FAHEY

VIDEO COORDINATOR

SECOND YEAR ON STAFF
BENEDICTINE (ILL.) '10

Michael Fahey is in his second season as video coordinator for the Tennessee Lady Vol basketball program. Previously, Fahey spent the 2011 WNBA season as a video coordinator for the Chicago Sky, working with head coach Pokey Chatman.

With the Sky, his duties included breaking down all games, film exchange and playing on the scout team in practice. Prior to his work with the Sky, Fahey was a video

intern for the Chicago Bulls during the 2010-2011 NBA season, where he logged stats and helped break down games for scouting.

Fahey, a native of Chicago, Ill., played NCAA Division III basketball as a point guard and shooting guard for Benedictine University in Lisle, Ill. He earned a bachelor's degree in management with a concentration in sports from BU from 2010.



JOSH BANEY

GRADUATE ASSISTANT

FIRST YEAR ON STAFF
TENNESSEE '05

Josh Baney, a former college and high school coach and Lady Vol practice player, joined the UT women's basketball staff as a graduate assistant on Aug. 2, 2012.

A native of Ventura, Calif., Baney attended Tennessee from 2001-05 and earned a bachelor's degree in sport management. From his sophomore year-on, he was a practice player for the Lady Vols, soaking up knowledge of the game from Holly Warlick and Pat Summitt while providing training competition for UT's women.

After graduation, Baney played a year of professional basketball in Ecuador in 2006 and also landed a job as

varsity and junior varsity boys assistant basketball coach at Briarcrest Christian High School from 2005-2009 and again in 2011. While there, he helped Briarcrest to a TSSAA Division II state championship in 2008.

His most recent stop in coaching came at Lambuth University in Jackson, Tenn., where he served as head assistant men's basketball coach in 2010-11. Among his roles there were serving as recruiting coordinator and handling basketball operations. His duties at UT will include aiding the Lady Vol coaching staff with recruiting and media editing.

ADMINISTRATIVE SUPPORT



SUZY SUTTON
SECRETARY TO THE
HEAD COACH



KATIE WYNN
SECRETARY TO THE
HEAD COACH EMERITUS



CINDY CONNATSER
SECRETARY TO THE
ASSISTANT COACHES



ALBERTA RANDES
SECRETARY TO THE
ASSISTANT COACHES

MANAGERS



(L-R): Josh Boucher, Micaela Dodge, Jasmine Jones, Head Coach Holly Warlick, Ashley Smith and Jordan Prewitt.



JENNY MOSHAK

ASSOC. DIRECTOR OF SPORTS MEDICINE

24TH YEAR ON STAFF
WESTERN MICHIGAN '85

Jenny Moshak is in her 24th year with the University of Tennessee. As the associate director of sports medicine, she directs all athletic training and rehabilitation for the women's basketball team.

Her vision led to the creation of Team ENHANCE, a unique program which creates a healthy culture for female student-athletes so they can achieve personal bests in their sports and in their lives.

A 1985 graduate of Western Michigan with a degree in physical education, Moshak also holds a master's degree from UT in exercise physiology. She spent one year on the sports medicine/athletic training staff at Penn State before returning to Tennessee as head athletic trainer in 1989.

The Skokie, Ill., native has been a certified member of the National Athletic Trainers' Association since 1986 and a certified strength and conditioning specialist since 1997.

Her teaching experience includes 11 years as an adjunct lecturer with the exercise science department at UT.

The UT Press publishing her book, "Ice 'n' Go! A Perspective on Life Through Sport," which was released in 2012. The book sets forth a model of healthy living that commands a focus on physical, mental and emotional development and tells the story of one woman who, in achieving her own "national championship," discovers the thrills of the journey.

An avid cyclist, she rode across the country with America By Bicycle, covering over 2900 miles in 27 days, an average of 120 miles per day; biked in England and Wales and most recently gloried in a 12-day jaunt of some 735 miles and 57,700 feet climbing in the Blue Ridge Parkway and Shenandoah Valley area.

GENERAL

STAFF

PLAYERS

REVIEW

HISTORY

FACILITIES

NCAA

SEC

RECORDS

MEDIA INFO





HEATHER MASON

ASSOC. STRENGTH & CONDITIONING COACH

10TH YEAR ON STAFF
CINCINNATI '96

Heather Mason is in her 18th year in the strength and conditioning profession and is in her 10th season working at the University of Tennessee. Besides her efforts with basketball, she has been responsible for all facets of training 11 Lady Vol teams.

Under her guidance before a recent athletics department merger, the Lady Vol strength program has prepared UT women's teams to perform among the nation's best.

Mentored by current Ohio State University Director of Strength and Conditioning, Mickey Marotti, at both Cincinnati and Notre Dame, Mason instills "The Tennessee Way" every day in workouts. She expects the student-athletes to display discipline, integrity and pride in their strength and conditioning efforts in the hopes of excelling at the highest level of competition. Her innovative drills and workouts have been lauded by the Tennessee coaching staff.

More than one staff member and Lady Vol athlete has remarked, "if you have it in you, Heather will find a way to maximize it." More importantly, she is committed to excellence and creating a consistent, intense training environment.

Mason attained a bachelor's degree in biology from the University of Cincinnati in 1996 and was a four-year letterwinner and 1994 co-captain for the volleyball team. During her undergraduate studies, she earned Great Midwest Conference All-Academic Team honors.

In 1998, Mason graduated with a Master of Education degree in sports administration from Xavier (Ohio) University and completed the Sports Management Institute Executive Program in 2003. She is certified by the Collegiate Strength and Conditioning Coaches association. The Wheelersburg, Ohio, native came to Tennessee after a five-year stint at Notre Dame and two years at Cincinnati.



DONNA THOMAS

SENIOR ASSOCIATE ATHLETICS DIRECTOR

22ND YEAR ON STAFF
TENNESSEE '82

Senior Associate Athletics Director Donna Thomas has worked with the University of Tennessee Athletics Department for 22 years. She serves as UT's Senior Woman Administrator and is responsible of oversight of the women's basketball program.

Thomas spent the 2011-12 school year as the interim director of the Thornton Athletics Student Life Center. In that role, Thomas restructured and reorganized the Thornton Center staff, added new programming and services for the student-athletes, and began updating the facility. She spent a great deal of time speaking to groups across campus to learn more about academic programs while sharing insight on the requirements for students who represent Tennessee in twenty sports.

While at UT, Thomas has been responsible for numerous aspects of the former women's athletics department, some of which included oversight of facility construction and renovation, management of the Lady Vols' portion of the adidas contract, development and implementation of department policies and procedures, and oversight of the scheduling of competition for all sports. She also was the department liaison to the campus, serving as a member of multiple campus committees.

In July of 2011, Thomas completed a two-year term as co-chair of UT Knoxville's Council on Diversity and Interculturalism. She recently served as a member of the search committee for the Assistant Dean and Director of

Undergraduate Admissions, and she was the department liaison to the Thornton Center for Academics and Student Life.

At the request of UT Knoxville Chancellor Jimmy G. Cheek, Thomas served as a member of the campus's Task Force on Civility and Community and was an integral member of the committee for the Celebration of African American Achievement.

Off campus, Thomas has served as the chair of the NCAA Division I Track and Field Committee and directed multiple championship events for the SEC and the NCAA and serves as the university's senior woman administrator with the SEC.

Thomas first joined the UT staff as the undergraduate head manager of the Lady Volunteer basketball team from 1978 to 1982, while working toward her bachelor's degree in secondary physical education. She then returned to UT in 1990 as a graduate assistant in athletic administration and earned her master's degree in recreation and athletic administration.

During her time away from UT, Thomas served as the director of recreation ministries for Christ United Methodist Church in Memphis from 1982 to 1990. At CUMC, she managed the athletic and activity program of the 5,000-member church; her responsibilities included program development and planning for ages two through senior adult.



DR. JIMMY G. CHEEK

UT KNOXVILLE CHANCELLOR

FOURTH YEAR AT TENNESSEE
TEXAS A&M '69

Dr. Jimmy G. Cheek became the seventh chancellor of the University of Tennessee, Knoxville, on Feb. 1, 2009.

Through his leadership, the campus is focused on improving the student's educational experience, enhancing faculty research and scholarship as well as outreach and service. A first-generation college student, Dr. Cheek has set in motion several initiatives to broaden UT Knoxville's diversity and student access to the university.

As the state's flagship research campus, UT Knoxville is currently ranked as a Top 50 public institution. In early 2010, the campus launched its quest to become one of the Top 25 public research universities in the nation. It helped solidify strategies for growing the research base and graduate programs, improving graduation rates and attracting and retaining top faculty.

Dr. Cheek chairs the Board of the International Fertilizer Development Center Advisory Committee, a new global research effort to develop and commercialize clean, environmentally sustainable, cost-effective and renewable fer-

tilizers for the developing world. He serves of the board of directors for the Association of Public and Land Grant Universities (APLU), as chairman of the group's Commission on Food, Environment and Renewable Resources and as a member of the APLU Presidential Advisory Committee on Energy. He serves on the UT-Battelle Board of Governors, the UT Health Sciences Center Board of Directors, the Tennessee Higher Education Commission Master Plan Steering Committee and the UT Athletics Board of Directors.

Prior to his UT appointment, Dr. Cheek was a member of the faculty and an administrator at the University of Florida for 34 years, last serving as senior vice president of agricultural and natural resources.

Dr. Cheek earned his bachelor's degree with high honors and his doctorate from Texas A&M University. He received his master's degree from Lamar University. A native of Texas, he is married to Ileen, and they have two children and two grandchildren.



DR. DONALD BRUCE

FACULTY ATHLETIC REPRESENTATIVE

14TH YEAR AT TENNESSEE
DREW UNIVERSITY '94

Donald Bruce is the Douglas and Brenda Horne Professor of Business in the Center for Business and Economic Research (CBER) and the Department of Economics at the University of Tennessee, Knoxville.

He joined the UTK faculty in 1999 after receiving his M.A. and Ph.D. in Economics from Syracuse University and his B.A. with honors in Economics from Drew University.

As a CBER economist, Dr. Bruce regularly provides objective, non-partisan policy research and evaluation under contracts with an array of government agencies at the federal and state levels. His recent work in CBER has included an ongoing evaluation of Tennessee's welfare program, Families First, for the Tennessee Department of Human Services, an analysis of teacher supply and demand in Tennessee for the Governor's Office of Education Policy, and a forecast of expenditures on Tennessee Education Lottery Scholarships for the Tennessee Higher Education Commission.

In addition to his CBER research, Dr. Bruce studies the economic and behavioral effects of tax policies on such things as small business activity and owner-occupied housing. His work has been presented and published in a variety of academic journals, edited volumes, and professional meetings. He has testified before Congress on the topic

of internet taxation, and he presented his work on taxes and small business activity before the President's Advisory Panel on Federal Tax Reform in 2005.

Dr. Bruce regularly teaches graduate and undergraduate courses on the economics of taxation and the economics of health and health care. He has recently served as the Director of Graduate Studies in Economics and the Director of the Undergraduate Major in Public Administration. Before becoming Faculty Athletics Representative, Dr. Bruce served for two years as chair of the Athletics Board's Fiscal Integrity and Long-Range Planning Committee. He has also served as chair of the UTK Faculty Senate's Budget and Planning Committee. Dr. Bruce is an active member of the National Tax Association, the International Institute of Public Finance, and the American, Southern, and Western Economic Associations. His community service has included numerous economic and policy presentations for state and local organizations, volunteer assistance for the Blount County 4-H Program, and a three-year term on the Board of Directors of the Lisa Ross Birth and Women's Center, with two of those years as Treasurer.

Dr. Bruce lives in Walland, Tenn, with his wife Jennifer, a mathematics professor at Maryville College, and their daughter Annie, age five.

GENERAL

STAFF

PLAYERS

REVIEW

HISTORY

FACILITIES

NCAA

SEC

RECORDS

MEDIA INFO





DAVE HART

VICE CHANCELLOR/DIRECTOR OF ATHLETICS

SECOND YEAR AT TENNESSEE
ALABAMA '71

The University of Tennessee named Dave Hart vice chancellor and director of athletics on Sept. 5, 2011. Hart has held leadership roles in athletics administration at East Carolina University, Florida State University and the University of Alabama.

"I am very pleased to have Dave as our new vice chancellor and director of athletics," University of Tennessee Knoxville Chancellor Jimmy Cheek said upon Hart's hiring. "He has extensive experience as an athletics director, and he has the passion and drive to lead our great athletics program."

Among the many challenges and goals being addressed in the first 10 months of his tenure at Tennessee, Hart has led efforts which included the following:

- » Restructured the athletics department and developed an organizational flow chart.

- » Redefined and clarified the athletic department Mission Statement.

- » Created a new Governance Structure going through a "right-sizing" effort in conjunction with the implementation of combining the men and women's athletic programs into one while setting a direction and vision for all units within the department.

- » The Compliance Department has been reorganized and capital projects have been reprioritized to dovetail into a strategic plan, which is in the process of being finalized, for the next 5-to-10 years.

- » Policies and procedures have been strengthened throughout the department, as has overall communication.

- » Fan enhancement options at Neyland Stadium and Thompson-Boling Arena have been prioritized as well.

Comprehensive athletic success exemplified Hart's tenure as the Florida State athletic director, as a combined 35 ACC Championships were won by 10 different Seminole athletic programs during his tenure. Additionally, the Seminole football team won nine ACC titles and appeared in four national championship games, winning the 1999 BCS National Championship with a Sugar Bowl victory over Virginia Tech.

The men's outdoor track and field team also claimed two national championships during his tenure, while the baseball program appeared in the College World Series five times and the softball program won nine ACC titles and played in the Women's College World Series. During Hart's last year at Florida State, the Seminoles finished 15th in the Directors' Cup, an all-time high for the institution at that time.

Additionally, during Hart's three years at Alabama, the Crimson Tide football team claimed the 2009 BCS National Championship and the individual athletic teams posted a combined eight top-three finishes nationally over the last three years. Hart has more than 20 years of service as a director of athletics.

"It is a privilege to be named Vice Chancellor and Director of Athletics at the University of Tennessee," Hart said. "To be entrusted to lead one of the nation's elite athletics programs is an exciting opportunity.

"I want to thank Chancellor Cheek, and all of those involved in this process for their confidence and commitment. I am anxious to demonstrate my passion for Tennessee and the Volunteer Nation."

Highly respected as a visionary and industry leader, Hart's

career has featured service as the president of both the National Association of Collegiate Directors of Athletics and the Division IA Athletics Directors' Association. A former recipient of the Robert R. Neyland Award honoring lifetime achievement, Hart has also been named by his colleagues as the Athletic Director of the Year for the Southeast Region in both 2000 and 2005, one of a few select individuals to receive the honor multiple times.

During his 13 years at Florida State, Hart negotiated unprecedented, multi-million dollar contracts for the department totaling in excess of \$175 million. He also devised and executed an extensive and comprehensive facilities master plan for athletics that eclipsed the \$150 million mark. Hart initiated a multi-faceted Student Development/Life Skills program for all student-athletes at FSU, an endeavor recognized nationally as a "Program of Excellence" by the Division I-A Athletics Directors' Association. He spearheaded the rewriting of the department's mission statement to put the student-athlete at the core of athletic department priorities in its goal to build comprehensive excellence throughout all components of the department.

"Dave is as good an athletic director as there is in the country," legendary Florida State Head Football Coach Bobby Bowden said. "He's as sharp of an AD as I've been around in 57 years. He knows what's important, and he's a builder."

Hart took a leadership role in the FSU athletics department's first major capital campaign, in concert with Seminole Boosters, which raised more than \$75 million for athletics facilities and served as the catalyst for a subsequent effort. Within the Facilities Master Plan, there were several state-of-the-art facilities constructed, including a soccer/softball facility, a state-of-the-art golf facility and teaching center, a basketball training center and major renovations to the tennis and volleyball facilities.

The Moore Athletics Center and Dick Howser Baseball Stadium ranked among the nation's best. A new aquatics facility and a renovation to the track facility were finalized in 2008.

In recognizing Hart's position within intercollegiate athletics, ACC Commissioner John Swofford said, "Dave Hart is one of the best and most respected athletics administrators in the business. He thoroughly understands the nuances of major college athletics, and he has superb values to go along with his vast experience in the field. He is a proven leader at the conference and national levels."

While at FSU, Hart made many key hires, including the hiring of FSU's first two African-American basketball coaches, including current men's coach Leonard Hamilton, as well as their first African-American senior-level administrator. Under Hart's direction, FSU formalized a varsity club to encourage the participation of former student-athletes in athletic department activities. He also placed a significant focus on the growth of women's athletics at FSU, a commitment reflected in increased funding, competitive success and facility upgrades.

Academic success also accompanied Hart's time at FSU, as the school became home to the inaugural National Student-Athlete of the Year, a State of Florida Woman of the Year recipient, and two Rhodes Scholars. A record number of FSU student-athletes made the ACC Academic Honor Roll, were recipients of NCAA post-graduate scholarship awards and obtained degrees.

Student-athlete community service involvement became a priority under Hart with student-athletes contributing more than 5,000 hours in community outreach projects.

Hart has also earned the Athletics Directors' Award for advancing the quality and progress of student-athletes and the athletics program while at Florida State. In 2008, he received the James J. Corbett Award, the highest honor bestowed by National Association of College Directors of Athletics.

Hart's commitment to service includes considerable time on numerous national and conference committees, including the NCAA Council, the NCAA Honors and Awards Committee and the NCAA Special Events and Postseason Bowls Committee, and he has been a consultant to the NCAA Student-Athlete Advisory Council.

Hart was one of 11 athletic directors nationally who worked with an advisory group of athletic directors to presidents and conference commissioners in ongoing meetings and discussions regarding post-season football format options and similar issues related to the football postseason. In addition to his prominent leadership roles nationally, Hart chaired and had direct involvement with the renegotiations of both of the ACC's football and basketball television contracts and chaired the ACC Television Committee as well as the ACC Men's Basketball and Football committees.

Hart also played an integral role in the ACC expansion process that resulted in the addition of three new members

in Miami, Virginia Tech and Boston College. He also served as Vice Chairman of the NCAA Football Board of Directors where he represented NACDA and served with commissioners of Division I-A conferences as well as past NCAA President Myles Brand.

Hart served as Executive Director of Athletics at Alabama since August of 2008. A 1971 Alabama graduate, Hart played basketball for the Crimson Tide under legendary head coach C.M. Newton and earned a master's degree from UA in 1972 while working as a graduate assistant basketball coach.

A popular speaker at the national level, Hart has made numerous speaking presentations nationally and presented seminars on such topics as student-athlete welfare, marketing, gender equity, facility master planning, negotiation skills and personnel transition. He was an instructor at the National Association of Collegiate Directors of Athletics Management Institute for 10 years and currently is an annual presenter at the Division I-A Athletics Directors' Institute sharing with peers his knowledge and experiences relating to athletics administration.

Hart met his wife, the former Pam Humble, while at Alabama. Pam is a 1970 graduate of The University of Alabama, and the couple has three children: Rick, who serves currently as the athletic director at UT Chattanooga, Jamie and Kelly. The Harts are the grandparents of five grandchildren: Trevor, Caroline, McKinley, Olivia and Kingsley.

EXECUTIVE ATHLETICS STAFF



JON GILBERT
EXECUTIVE SENIOR
ASSOCIATE
ATHLETIC DIRECTOR



DAVID BLACKBURN
SENIOR ASSOCIATE
ATHLETICS DIRECTOR/
FOOTBALL ADMIN.



CHRIS FULLER
SENIOR ASSOCIATE
ATHLETICS DIRECTOR
FOR DEVELOPMENT AND
EXTERNAL RELATIONS



BILL MYERS
SENIOR ASSOCIATE
ATHLETICS DIRECTOR
FOR BUSINESS
OPERATIONS/CFO



JIMMY STANTON
ASSOCIATE ATHLETICS
DIRECTOR,
COMMUNICATIONS



DONNA THOMAS
SENIOR ASSOCIATE
ATH. DIRECTOR/
SENIOR WOMAN
ADMINISTRATOR



MIKE WARD
SENIOR ASSOCIATE
ATH. DIRECTOR FOR
ADMIN. & SPORT
PROGRAMS

GENERAL

STAFF

PLAYERS

REVIEW

HISTORY

FACILITIES

NCAA

SEC

RECORDS

MEDIA INFO



■ **SENIOR ATHLETICS STAFF**



JOE ARNONE
ASSOCIATE AD -
TICKET OPERATIONS



ANGIE BOYD-KECK
ASST. AD-BUSINESS/
INTERNAL AFFAIRS



TODD DOOLEY
ASSISTANT AD -
COMPLIANCE



DAVID ELLIOTT
ASSISTANT AD -
EVENT MANAGEMENT



GREG HULEN
ASSOCIATE AD -
DEVELOPMENT



TYLER JOHNSON
ASSOCIATE AD -
BUSINESS/
INTERNAL AFFAIRS



DOUG KOSE
ASSISTANT AD -
SALES & MARKETING



RON McKEEFERY
DIRECTOR OF
STRENGTH &
CONDITIONING



JASON McVEIGH
ASSOCIATE AD -
DIRECTOR OF
SPORTS MEDICINE



THOMAS MOATS
DIR. - INFORMA-
TION TECHNOLOGY



**BRAD
PENDERGRASS**
DIRECTOR -
FOOTBALL OPS



CARMEN TEGANO
ASSOCIATE AD



DARA WORRELL
ASSOCIATE AD




JASON YELLIN
ASSISTANT AD -
MEDIA RELATIONS



KEVIN ZURCHER
ASSISTANT AD -
FACILITIES



STEVE EARLY
VOL NETWORK
GENERAL MANAGER



**2012-13
TENNESSEE
LADY VOLS**



CIERRA BURDICK

FORWARD

11

SOPHOMORE • 1L • 6-2
CHARLOTTE, N.C. • BUTLER H.S.

CAREER HONORS

- SEC First-Year Academic Honor Roll (2011-12)
- SEC Freshman of the Week (2/20/12)

2011-12 - FRESHMAN

- One of only four Lady Vols to play in all 36 games.
- Ranked third on team in field goal percentage at .463, connecting on 63 of 136 tries.
- Stood fourth on the squad, first among underclassmen, with 21 blocked shots.
- Hit double figures in scoring five times and broke into the scoring column in 27 contests.
- Averaged 5.8 points and 3.5 rebounds per contest in SEC play as a rookie.
- Came off the bench to score a career-high 15 points and added three steals and two boards in 24 minutes vs. #20/21 DePaul (12/11).
- Tied her career high with 15 points vs. LSU (1/19), connecting on five of 10 attempts in a career-best 31 minutes.
- Posted her first career double-double, tallying 14 points on five-of-six shooting and retrieving 10 rebounds in 26 minutes of action off the bench vs. Middle Tennessee (1/29).
- Named SEC Freshman of the Week on Feb. 20 after games vs. Mississippi State (2/16) and Ole Miss (2/19).
- Contributed 10 points (5-6 FG) along with seven boards in win over Mississippi State (2/16) and produced 10 points and six boards in 18 minutes off the bench at Ole Miss.
- Saw her first action as a Lady Vol against Pepperdine (1/13), clocking 16 minutes, scoring seven points and tallying seven rebounds in 16 minutes of action against the Waves.
- Earned her first career start at Alabama (1/26) and scored nine points and tied her high for minutes with 31.
- Came off the bench against Old Dominion (12/28) to post a career-high nine assists and added five boards, a block and her first career steal in the win.
- Posted a 4.00 grade point average during the spring semester and was named to the 2011-12 SEC First-Year Academic Honor Roll.

USA/AAU BASKETBALL

- Her USA U19 team was named USA Basketball's Team of the Year after bringing home the gold from the 2011 World Championships in Puerto Montt, Chile.
- Along with UT teammate Ariel Massengale, USA went 8-1 as Burdick chipped in 5.7 ppg and 6.0 rpg in 14.2 minutes of duty.
- Also won gold medals at both the 2010 FIBA U17 World Championship and 2009 FIBA Americas U16 Championship.
- On the AAU circuit, she played for Boo Williams in 2010; Team Unique from 2007-2009; Carolina Comets in 2003 and 2004, and the Queen City Jewels in 2002, 2005 and 2006.

HIGH SCHOOL

- Helped her Butler teams compile a three-year 86-7 record.
- Averaged 23.1 ppg., 15.3 rpg., 5.4 apg., 5.0 bpg. and 4.1 spg. as a senior, while shooting 61.0 percent from the field, 48.0 percent from three-point land and 85.0 percent from the free throw line in leading the Bulldogs to a 30-1 mark and the North Carolina Class 4A state quarterfinals.
- Averaged 18.9 ppg., 10.3 rpg., 3.5 apg., 2.5 spg. and 1.6 bpg. as a junior in 2009-10 to propel Butler to the North Carolina Class 4A state title and a 26-4 record.
- As a sophomore in 2008-09, she averaged 12.8 ppg., 11.1 rpg., 1.8 apg., 2.1 spg. and 1.4 bpg. in pacing her team to a 30-2 record.
- She started her high school basketball career at South Mecklenburg High School (S.C.) and averaged 10.9 ppg., 7.4 rpg. and 1.4 apg. as a freshman in 2007-08.
- McDonald's, *Parade*, *USA Today* and WBCA High School All-American (2011).
- Parade third team and ESPN Rise All-America first team (2010).
- Gatorade North Carolina Girls Basketball Player of the Year (2010, 2011).
- Associated Press North Carolina Player of the Year (2011) and Co-Player of the Year (2010).
- *Charlotte Observer* North Carolina Ms. Basketball.
- *Charlotte Observer* Mecklenburg County Co-Player of the Year (2010) and All-Mecklenburg First Team (2010).
- *Charlotte Observer* All-State first team (2009, 2010, 2011).
- MVP of the North Carolina Class 4A state title game (2010), scoring 28 points and grabbing 14 rebounds.

PERSONAL

- Full name is Cassidie Cierra Burdick.
- Born on Sept. 30, 1993, in Charlotte, N.C.
- Parents are Lisa Burdick and Derrick Heard.
- Has a brother, C.J. (8), and twin sisters, Emma and Jillian Heard (12).
- Cierra is considering a major in communications and would like to pursue a career in broadcast journalism.
- Had open heart surgery (ASD repair) when she was two years old.
- Wears uniform number 11 because she's "tall and lanky like two ones."
- Says the most impressive person she ever met is her mom, because "she's the strongest person I know, and there isn't an obstacle she hasn't overcome."
- Began her basketball career by going to the YMCA across the street from her apartment every Saturday to play in the youth league.
- A gifted student, she earned a weighted 4.28 GPA and was a member of the National Honor Society.
- Active in her community, she served as lead counselor for her school's basketball camp and volunteered with several charities, including the U.S. Marine Corps Toys for Tots Foundation.
- Her great grandfather, Lloyd Burdick, played tackle for the NFL's Chicago Bears with Red Grange and Bronko Nagurski in 1931-32.

BURDICK'S CAREER STATISTICS

Season	GP-GS	MIN/MPG	FGs	FG Pct	3FGs	3FG Pct	FTs	FT Pct	O-R- Reb	RPG	PF-FO	Asst	TO	Blk	Stl	Pts	PPG
11-12	36-3	485/13.5	63-136	.463	4-12	.333	35-46	.761	33-68-101	2.8	45-0	34	40	21	10	165	4.6
Totals	36-3	485/13.5	63-136	.463	4-12	.333	35-46	.761	33-68-101	2.8	45-0	34	40	21	10	165	4.6

2011-12 SEASON HIGHS

Points:	15 // LSU, 1/19/12*
Rebounds:	10 // MTSU, 11/29/11
Assists:	9 // Old Dominion, 12/28/11
Steals:	3 // DePaul, 12/11/11
Blocks:	3 // MTSU, 11/29/11
Field Goals:	5 // Miss. State, 2/16/12*
3-Pointers:	1 // S. Carolina, 3/3/12*
Free Throws:	7 // DePaul, 12/11/11
Minutes:	31 // Alabama, 1/26/12*

SEC HIGHS

Points:	15 // LSU, 1/19/12*
Rebounds:	9 // Vanderbilt, 2/9/12
Assists:	3 // Miss. State, 2/16/12*
Steals:	1 // Arkansas, 2/23/12*
Blocks:	2 // Miss. State, 2/16/12*
Field Goals:	5 // Miss. State, 2/16/12*
3-Pointers:	1 // S. Carolina, 3/3/12*
Free Throws:	4 // LSU, 1/19/12
Minutes:	31 // Alabama, 1/26/12*

*Indicates most recent high

CAREER HIGHS

Points:	15 // LSU, 1/19/12*
Rebounds:	10 // MTSU, 11/29/11
Assists:	9 // Old Dominion, 12/28/11
Steals:	3 // DePaul, 12/11/11
Blocks:	3 // MTSU, 11/29/11
Field Goals:	5 // Miss. State, 2/16/12*
3-Pointers:	1 // S. Carolina, 3/3/12*
Free Throws:	7 // DePaul, 12/11/11
Minutes:	31 // Alabama, 1/26/12*

NCAA HIGHS

Points:	2 // DePaul, 3/19/12
Rebounds:	4 // DePaul, 3/19/12
Assists:	N/A
Steals:	1 // Kansas, 3/24/12
Blocks:	2 // DePaul, 3/19/12
Field Goals:	1 // DePaul, 3/19/12
3-Pointers:	N/A
Free Throws:	N/A
Minutes:	15 // UT Martin, 3/17/12



ANDRAYA CARTER

POINT GUARD/GUARD

14

FRESHMAN • HS • 5-9

FLOWERY BRANCH, GA. • BUFORD H.S.

USA/AAU BASKETBALL

- Member of 2010 USA Youth Olympic Games Team that went 6-1 and captured a bronze medal in Singapore.
- Participated in the 2009 USA U16 National Team Trials.
- Played AAU ball for Georgia Elite.

HIGH SCHOOL

- Ranked No. 21 on HoopGurlz Class of 2012 ESPNU 100 Rankings.
- Honored as a 2010 ESPN Rise Underclass All-American.
- Missed more than half of her senior season while recovering from a torn ACL in her left knee and played last few games of her career with a partially-separated shoulder.
- Had career highs of 31 points (2009) and 13 rebounds (2010).
- Averaged 14.8 points, 6.6 rebounds and 3.7 steals as a junior.
- Numbers included 17.6 points, 6.5 rebounds, 4.7 assists, 5.7 steals and 2.2 blocks as a sophomore.
- Georgia Sports Writers Association All-State First Team (2009, 2010, 2011), Honorable Mention (2012) and GSWA Player of the Year (2010, 2011).

- Georgia Athletic Coaches Association All-State (2009-12) and GACA Player of the Year in (2011).
- Atlanta Tip-Off Club All-Metro (2009, 2010, 2011, 2012).
- *Atlanta Journal Constitution* All-Gwinnett County First Team (2009, 2010, 2011) and Second Team (2012).
- *Gainesville Times* Player of the Year (2011) and All-Area Team (2009, 2010, 2011).
- Gwinnett Tip-Off Club Player of the Year (2010, 2011).
- 6AA All-Region (2009, 2010, 2011, 2012) and Region 6AA Player of the Year (2010, 2011).
- Led Buford to AA state titles from 2009-11 and a runner-up finish in 2012.

PERSONAL

- Full name is Andraya Nichole "Draya" Carter.
- Born on Nov. 12, 1993, in Decatur, Ga., and signed with UT on her 18th birthday.
- Parents are Gary "Tyke" and Jessica Lhamon.
- Siblings include Alli, Zoey and Curt Lhamon and Chris and Shay Carter.
- Interested in majoring in communications.
- Honor graduate from BHS.





BASHAARA GRAVES

FORWARD/CENTER

12

FRESHMAN • HS • 6-2
CLARKSVILLE, TENN. • CLARKSVILLE H.S.

USA/AAU BASKETBALL

- Played on the gold-medal-winning USA Basketball U18 National Team at the 2012 FIBA Americas Championship for Women in Gurabo, Puerto Rico, on Aug. 15-19.
- Averaged 7.4 points, 6.8 rebounds and 19.4 minutes over five contests.
- Previously was a member of the gold medal-winning Team USA U16 team at FIBA Americas and U17 squad at FIBA World Championships.
- Played AAU ball with the Clarksville Lady Shox.

HIGH SCHOOL

- Ranked No. 5 on HoopGurlz Class of 2012 ESPNU 100 Rankings.
- ESPN, McDonald's, *Parade* and WBCA All-American (2012).
- All-USA First Team by *USA Today* and MaxPreps All-America Third Team (2012).
- *Parade* All-America Fourth Team (2010).
- ESPN Rise Underclass All-American (2010).
- During her four-year career, she started all 135 games and amassed 2,397 points, 1,591 rebounds, 493 assists, 297 steals and 348 blocked shots.
- Averaged 21.3 points, 11.8 rebounds, 3.4 assists, 2.5 steals and 2.3 blocks as a senior while shooting 63.9 percent from the field and 73.7 percent from the free throw line.
- Had points/rebounds averages of 17.9/13.9 as junior, 14.0/12.0 as a sophomore and 15.3/10.1 as a freshman.

- Tallied 12 rebounds and seven points in 2012 McDonald's All-American Game, hitting a free throw with 0.3 seconds remaining to give the East a 79-78 victory.
- Played in 2012 WBCA All-American Game, joining UT teammate Jasmine Jones on the victorious White squad.
- Gatorade Tennessee Girls Basketball Player of the Year (2012).
- Tennessee Sports Writers Association Class 3A All-State Team (2010, 2011, 2012).
- *The Leaf-Chronicle* All-Area Girls Basketball Player of the Year (2011, 2012).
- District 10AAA and Region 9AAA MVP (2011, 2012) and four-time All-District 10AAA.
- Led her team to a 37-1 record as a senior, with the lone loss coming in the Class 3A state semifinals.
- Had 28 points and 22 rebounds in Clarksville's 2012 TSSAA AAA state quarterfinal game.

PERSONAL

- Full name is Bashaara Keyana Graves.
- Born on March 17, 1994, in Clarksville, Tenn.
- Mother is Keinya Graves.
- Siblings include brothers Donovan Young and Giovanni Marshall and sisters Ke'Undrea Ogburn and Semajia Ogburn.
- Enrolled in the College of Arts & Sciences.
- Admires Clarksville native and U.S. Olympian Wilma Rudolph.



ISABELLE HARRISON

CENTER

20

SOPHOMORE • 1L • 6-3
NASHVILLE, TENN. • HILLSBORO H.S.

CAREER HONORS

- SEC First-Year Academic Honor Roll (2011-12).

2011-12 - FRESHMAN

- Scored in double figures three times as a freshman while appearing in 30 games.
- Ranked fifth on the team with 17 blocked shots.
- Came off the bench against Chattanooga (1/3) to knock down a career-high 13 points against the Lady Mocs and tie her career best with five field goals in a season-best 20 minutes of duty.
- Recorded 10 points against Old Dominion (12/28), tying a career best with five field goals in 14 minutes.
- Saw 19 minutes in reserve at Alabama (1/26), recording 10 points and six rebounds in the win.
- Was credited with being the spark that helped the Lady Vols pull away from #7 Miami (11/15), scoring four points

and adding two boards and a block in nine minutes off the bench.

- Came up with five points, four rebounds and a blocked shot in eight minutes off the bench against Auburn (2/5) and was called the catalyst in the win by Coach Summitt.
- Carded 19 minutes of action against Middle Tennessee (11/29), registering seven points and nine rebounds.
- Had seven boards vs. both Virginia (11/20) and Baylor (11/27).
- Saw first action as a Lady Vol against Pepperdine (11/13), pulling down eight boards in the winning effort and scored five points for UT, making five of six shots from the charity stripe.
- Earned action in the NCAA First Round, entering the contest to tally three points and four rebounds in 11 minutes vs. UT Martin (3/17).
- Started attending classes at UT in June, enabling her to

get in the weight room and also play in the Pilot Rocky Top League, where she got experience competing with and against former and current Lady Vols.

- Named to the 2011-12 SEC First-Year Academic Honor Roll.

USA/AAU BASKETBALL

- Harrison was an AAU teammate of fellow Lady Vol Ariel Massengale, playing for the Tennessee Flight.
- The Flight won the 2010 Nike Nationals in Augusta, Ga., going undefeated in the process.
- USA Basketball U17 team trial invitee (2010).

HIGH SCHOOL

- Helped Hillsboro to a 36-1 record en route to the 2009 Tennessee AAA State Championship.
- Shot 61.0 percent from the field as a senior, averaging 19.3 ppg. (491 points) and 13.1 rpg. (255 rebounds) with 7.1 blocks per contest (131 blocked shots).
- Garnered all-district and second-team all-state accolades (2011).
- Averaged 14.6 ppg. and 9.6 rpg. with 38 blocks and 51 steals as a junior.
- All-District and All-Region (2010).
- Tallied 430 points, averaging 11.6 ppg, in addition to posting 255 rebounds, 78 steals and 52 blocks as a sophomore in 2008-09.
- Was a middle blocker for the HHS volleyball team.

HARRISON'S CAREER STATISTICS

Season	GP-GS	MIN/MPG	FGs	FG Pct	3FGs	3FG Pct	FTs	FT Pct	O-R- Reb	RPG	PF-FO	Asst	TO	Blk	Stl	Pts	PPG
11-12	31-0	259/8.4	33-90	.367	0-1	.000	36-58	.621	38-45-83	2.7	40-1	3	23	17	7	102	3.3
Totals	31-0	259/8.4	33-90	.367	0-1	.000	36-58	.621	38-45-83	2.7	40-1	3	23	17	7	102	3.3

2011-12 SEASON HIGHS

Points:	13 // Chattanooga, 1/3/12
Rebounds:	9 // MTSU, 11/29/11
Assists:	1 // Chattanooga, 1/3/12*
Steals:	1 // UT Martin, 3/17/12*
Blocks:	2 // Alabama, 1/26/12*
Field Goals:	5 // Chattanooga, 1/3/12*
3-Pointers:	N/A
Free Throws:	5 // Pepperdine, 11/13/11
Minutes:	20 // Chattanooga, 1/3/12

SEC HIGHS

Points:	10 // Alabama, 1/26/12
Rebounds:	6 // Alabama, 1/26/12
Assists:	N/A
Steals:	1 // Georgia, 1/29/12*
Blocks:	2 // Alabama, 1/26/12
Field Goals:	3 // Alabama, 1/26/12
3-Pointers:	N/A
Free Throws:	4 // Alabama, 1/26/12
Minutes:	19 // Alabama, 1/26/12

*Indicates most recent hit

PERSONAL

- Full name is Isabelle Hannah "Izzy" Harrison.
- Born on Sept 27, 1993, in Nashville, Tenn.
- Parents are Dennis and Ida Harrison.
- Considering psychology as a major.
- Would like to teach and coach one day.
- Family includes 11 siblings: Idette, 33, Dennis, Jr., 32, Danielle, 31, David, 29, Dianne, 27, Daniel, 25, Della, 23, DeeDee, 22, Isaiah, 19, Ian, 16 and Dorie, 13.
- Two of her older brothers, D.J. and David, play basketball overseas.
- Older sister, DeeDee, is a 6'3" senior middle blocker on the Lady Vol volleyball team.
- Her father played in the NFL for 10 seasons with the Philadelphia Eagles, the then-Los Angeles Rams, San Francisco 49ers and Atlanta Falcons.

GENERAL

STAFF

PLAYERS

REVIEW

HISTORY

FACILITIES

NCAA

SEC

RECORDS

MEDIA INFO

CAREER HIGHS

Points:	13 // Chattanooga, 1/3/12
Rebounds:	9 // MTSU, 11/29/11
Assists:	1 // Chattanooga, 1/3/12*
Steals:	1 // UT Martin, 3/17/12*
Blocks:	2 // Alabama, 1/26/12*
Field Goals:	5 // Chattanooga, 1/3/12*
3-Pointers:	N/A
Free Throws:	5 // Pepperdine, 11/13/11
Minutes:	20 // Chattanooga, 1/3/12

NCAA HIGHS

Points:	3 // UT Martin, 3/17/12
Rebounds:	4 // UT Martin, 3/17/12
Assists:	N/A
Steals:	1 // UT Martin, 3/17/12
Blocks:	1 // UT Martin, 3/17/12
Field Goals:	1 // Baylor, 3/26/12*
3-Pointers:	N/A
Free Throws:	1 // UT Martin, 3/17/12
Minutes:	11 // UT Martin, 3/17/12





JASMINE JONES

FORWARD

2

FRESHMAN • HS • 6-2
MADISON, ALA. • BOB JONES H.S.

USA/AAU BASKETBALL

- Played AAU ball for the Southern Starz.

HIGH SCHOOL

- Ranked No. 39 on HoopGurlz ESPNU 100 Rankings.
- WBCA All-American (2012).
- Played in 2012 WBCA All-American Game, joining UT teammate Bashaara Graves on the victorious White squad.
- Gatorade State Player of the Year (2012).
- 6A Player of the Year (2011, 2012).
- 6A All-State First Team (2010, 2011, 2012).
- 6A State Championship MVP (2011).
- North/South All-Star MVP (2011).
- Alabama Miss Basketball (2012).
- *Huntsville Times* Elite Basketball POY (2010, 2012).
- Birmingham Super 5 (2010, 2011, 2012).
- Averaged 21 points, 12 rebounds, four assists and three

blocks as a senior and shot 57 percent from the floor.

- Produced averages of 14 points, 15 rebounds and four assists as a junior and 17, 10 and two, respectively, as a sophomore.
- Career highs include 38 points (2010) and 20 rebounds (2012).
- Led her team to a state title in 2011 and a runner-up finish in 2012.

PERSONAL

- Full name is Jasmine Daishawn Jones.
- Born on Sept. 29, 1993, in Huntsville, Ala.
- Mother is Latrish Jones, a former standout player at Alabama.
- Enrolled in the College of Arts & Sciences.
- Member of honor roll at Bob Jones High School.
- Was a 5-8 high jumper for the BJHS track team.



ARIEL MASSENGALE

POINT GUARD

5

SOPHOMORE • 1L • 5-6
BOLINGBROOK, ILL. • BOLINGBROOK H.S.

CAREER HONORS

- Full Court Freshman All-America First Team (2012).
- SEC All-Freshman Team (2012).
- SEC Freshman of the Week (12/5/11, 1/16/12).

2011-12 - FRESHMAN

- Appeared in 33 games, getting 24 starts and scoring in double figures on 10 occasions.
- Named to FullCourt.com Freshman All-America First Team and SEC All-Freshman Team.
- Started in opener vs. Pepperdine (11/13), becoming only the 14th freshman to start her first game as a Lady Vol after being anointed UT's point guard in March by Pat Summitt while she was still in high school.
- Recorded 162 assists as a rookie, the most-ever by a UT freshman and the eighth-best total in school history.
- Ranked second in the SEC with that total, as well, with an average of 4.9 per game.
- Led the league in assist-to-turnover ratio at 2.1.
- Fourth-best free throw shooter in the SEC at .776 (66-85).
- Named SEC Freshman of the Week on Jan. 16 after dishing out a Lady Vol rookie-record 12 assists in a home win over Vanderbilt (Jan. 15).
- Also named SEC Freshman of the Week on Dec. 5 after scoring 14 vs. Middle Tennessee and 10 vs. Texas and dishing out five assists in each game.

- Also hit double figures in assists against Alabama, posting 11 against the Tide (1/26).
- Shot a perfect 6-6 from the floor (4-4 from three) to collect a career-high 19 points against Chattanooga (1/3).
- Came up one assist shy of a double-double against Georgia (1/5), hitting for 19 points for the second straight game and adding nine assists.
- Got on a scoring run midway through the SEC slate, scoring a career-high 16, 12 and 14 points, respectively, against Georgia (1/29), South Carolina (2/2) and Auburn (2/5).
- Played all 40 minutes in that game vs. South Carolina (2/2), adding three assists and rebounds.
- Hit six of nine shots against MTSU (11/29), contributing 14 points in the win.
- Contributed 12 points, five assists, three boards, two steals in the NCAA Regional semifinal victory over Kansas (3/24).
- Against #7 Miami (11/15), she fell one assist shy of a double-double, putting up 11 points and nine assists against the Hurricanes.
- Returned to her hometown during the NCAA Tournament, seeing considerable time as a reserve as UT picked up wins in the first and second rounds in Chicago vs. UT Martin (3/17) and DePaul (3/19).
- Helped UT to SEC Tourney championship game win, sinking nine of 10 free throws vs. LSU (3/4).

- Rode 3-3 shooting from behind the arc to an 11-point performance against ODU (12/28), dishing out five assists and coming up with four steals.

USA/AAU BASKETBALL

- In the summer of 2011, won a gold medal at the 2011 USA Basketball U19 World Championships (7.2 ppg./4.3 apg./4.3 rpg.) in Puerto Montt, Chile, playing alongside UT teammate Cierra Burdick.
- Broke a USA U19 record with 39 assists for the tournament and was fourth among all players at the World Championships.
- Also won gold medals at both the 2010 FIBA U17 World Championship (10.1 ppg./5.4 apg.) and 2009 FIBA Americas U16 Championship (12.0 ppg./4.8 apg./3.4 rpg.).
- On the AAU circuit, she played for Tennessee Flight Silver in 2010; played for Illinois Dream Team from 2007-2009.

HIGH SCHOOL

- Averaged 16.0 ppg., 7.0 apg. and 4.0 spg. as a senior (2010-11).
- Helped BHS capture back-to-back-to-back state titles (2009, 2010, 2011).
- Put up 13.5 ppg., 5.5 apg., 4.2 rpg. and 4.0 spg. as a junior (2009-10).
- Numbers as a sophomore (2008-09) included 13.6 ppg., 5.0 apg., 4.0 rpg. and 2.6 spg.
- Averaged 15.0 ppg., 5.0 rpg., 4.5 apg. and 3.2 spg. as a freshman (2007-08).
- McDonald's High School All-American and WBCA High School All-American (2011).

MASSENGALE'S CAREER STATISTICS

Season	GP-GS	MIN/MPG	FGs	FG Pct	3FGs	3FG Pct	FTs	FT Pct	O-R	Reb	RPG	PF-FO	Asst	TO	Blk	Stl	Pts	PPG
11-12	33-24	936/28.4	77-199	.387	25-75	.333	66-85	.776	13-64	77	2.3	61-1	162	76	2	45	245	7.4
Totals	33-24	936/28.4	77-199	.387	25-75	.333	66-85	.776	13-64	77	2.3	61-1	162	76	2	45	245	7.4

2011-12 SEASON HIGHS

Points:	19 // Georgia, 1/5/12*
Rebounds:	5 // Auburn, 2/5/12
Assists:	12 // Vanderbilt, 1/15/12
Steals:	4 // Auburn, 2/5/12
Blocks:	1 // Baylor, 3/26/12*
Field Goals:	8 // Georgia, 1/5/12
3-Pointers:	4 // Chattanooga, 1/3/12
Free Throws:	9 // LSU, 3/4/12
Minutes:	40 // S. Carolina, 2/2/12

SEC HIGHS

Points:	19 // Georgia, 1/5/12
Rebounds:	5 // Auburn, 2/5/12
Assists:	12 // Vanderbilt, 1/15/12
Steals:	4 // Auburn, 2/5/12
Blocks:	N/A
Field Goals:	8 // Georgia, 1/5/12
3-Pointers:	2 // Georgia, 1/29/12*
Free Throws:	9 // LSU, 3/4/12
Minutes:	40 // S. Carolina, 2/2/12

*Indicates most recent high

- *USA Today* All-USA First Team (2011) and Second Team (2009, 2010).
- *Parade* All-American (2011) and *Parade* Second Team (2010), ESPN Rise All-America First Team (2010 and 2011).
- Gatorade Illinois Girls Basketball Player of the Year (2011).
- Illinois Basketball Coaches Association (IBCA), Associated Press and *Champaign News Gazette* 3A/4A All-State First Team (2010, 2011).
- *Chicago Tribune* All-State (2010) and All-Area (2009).
- *Herald News* Co-Player of the Year (2010) and All-Area (2008, 2009, 2010, 2011).
- Illinois Class 3A/4A All-State Second Team by the IBCA, Associated Press and *Champaign News Gazette* (2009), and IBCA All-State Third Team (2008).
- All-Southwest Suburban Blue Conference first team (2008, 2009).

PERSONAL

- Full name is Ariel Chanel Massengale.
- Born on June 10, 1993, in Downers Grove, Ill.
- Parents are Carvel and Anita Massengale.
- Older brother, Avery, is 28.
- Both sets of Ariel's grandparents live in Middle Tennessee
- Ariel is considering recreation and sport management as a major.
- Her brother Avery played college football, as did her dad.
- Other relatives with collegiate careers include Wayne Buckingham (basketball), Barry Stewart (basketball) and Lendel Massengale (football).

CAREER HIGHS

Points:	19 // Georgia, 1/5/12*
Rebounds:	5 // Auburn, 2/5/12
Assists:	12 // Vanderbilt, 1/15/12
Steals:	4 // Auburn, 2/5/12
Blocks:	1 // Baylor, 3/26/12*
Field Goals:	8 // Georgia, 1/5/12
3-Pointers:	4 // Chattanooga, 1/3/12
Free Throws:	9 // LSU, 3/4/12
Minutes:	40 // S. Carolina, 2/2/12

NCAA HIGHS

Points:	12 // Kansas, 3/24/12
Rebounds:	3 // Kansas, 3/24/12
Assists:	5 // Kansas, 3/24/12
Steals:	2 // Kansas, 3/24/12
Blocks:	1 // Baylor, 3/26/12*
Field Goals:	3 // Kansas, 3/24/12*
3-Pointers:	2 // Kansas, 3/24/12*
Free Throws:	4 // Kansas, 3/24/12*
Minutes:	35 // Kansas, 3/24/12





NIA MOORE

CENTER

21

FRESHMAN • HS • 6-3
CHICAGO, ILL. • BOLINGBROOK H.S.

USA/AAU BASKETBALL

- Played summer ball with the Illinois Dream Team.

HIGH SCHOOL

- Illinois Basketball Coaches Association 3A-4A All-State Second Team (2012).
- *Chicago Tribune* All-State special-mention selection.
- Rated a three-star recruit by HoopGurlz and the 82nd-best forward in her class nationally.
- Labeled as a shot-blocker/changer by HoopGurlz.
- Averaged nine points, seven rebounds and 2.2 blocks as a senior.
- Was one of seven players on that team to sign with an NCAA Division I school.
- Played with her twin sister, Annaya, and Lady Vol team-

mate Ariel Massengale at Bolingbrook High School.

- Helped BHS win at state title in 2010-11 after transferring from Morgan Park High School.
- Originally signed with Illinois, but asked for, and was granted, a release.

PERSONAL

- Full name is Nia Amina Moore.
- Born Sept. 11, 1993, in Chicago, Ill.
- Mother is Ayanna Moore.
- Twin sister, Annaya, plays basketball at Troy (Ala.) University.
- Other siblings include Cameron, Kalil and Jeff.
- Interested in psychology as a major.



JASMINE PHILLIPS

GUARD

1

SOPHOMORE • TR • 5-10
HARTSVILLE, S.C. • HARTSVILLE H.S. • LOUISBURG (N.C.) COLLEGE

LOUISBURG COLLEGE

- Spent the 2011-12 season at Louisburg College in North Carolina.
- Averaged 16.8 points, 6.4 rebounds, and 2.7 steals per game.
- Earned NJCAA All-America First Team honors (2012).
- Helped Louisburg finish third at the 2012 NJCAA Division II Tournament.
- Spurred her team to a final season record of 31-2 in 2011-12.

HIGH SCHOOL

- Averaged 21.5 points, 13.2 rebounds, 5.3 steals, 3.1 assists and 3.0 blocks as a senior.
- South Carolina 3A Player of the Year (2011).
- South Carolina 4A Player of the Year (2008).
- All-state and all-region honoree (2007-2011), beginning varsity play as a seventh grader.
- Produced 35 points, 24 rebounds, five blocks, four assists and four steals in the third round of state playoffs in 2011.

- Scored 50 points and 27 rebounds in a contest as a sophomore.
- Averaged 20.8 points and 10.7 rebounds as a junior and 21.2 and 13.7 as a sophomore.
- Played in the Carolinas Classic All-Star Game (2011).
- Morning News Player of the Year (2011).

PERSONAL

- Full name is Shemiah Jasmine Phillips.
- Born on March 9, 1993, in Hartsville, S.C.
- Mother is Sharon Edwards.
- Siblings include Shavonne Seymore, Whitney Russell and Anthony Anderson.
- Enrolled in the College of Arts & Sciences.
- Wears No. 1 because she was Holly Warlick's first signee as head coach at Tennessee.
- Is only the fourth JUCO player since 1977 to sign with the Lady Vols.
- Related to former UT football standout Tony McDaniel.



MEIGHAN SIMMONS

GUARD

10

JUNIOR • 2L • 5-9

CIBOLO, TEXAS • BYRON P. STEELE H.S.

CAREER HONORS

- AP Honorable Mention All-American (2011).
- AP & Coaches All-SEC Second Team (2011).
- Coaches SEC Freshman of the Year (2011).
- AP SEC Newcomer of the Year (2011).
- Coaches SEC All-Freshman Team (2011).
- Paradise Jam All-Tournament Team (2010).
- SEC Freshman of the Week - 2010-11 (12/6, 12/20, 2/10).
- Naismith Award Candidate (2011-12).
- Naismith Award Top-30 Candidate (2010-11).
- Preseason All-SEC First Team (2011-12).
- SEC Freshman of the Week (12/6/10, 12/20/10, 2/10/11).

2011-12 - SOPHOMORE

- Preseason All-SEC First Team.
- Naismith Award Candidate.
- Team's third-leading scorer as a sophomore, and the top underclass point-producer, averaging 11.1 per contest.
- Scored at a 15.0 clip during the NCAA Tournament.
- One of four Lady Vols appearing in all 36 games, starting 22 of them.
- Team's second-leading three-point shooter, drilling 51 in 164 tries.
- Scored in double figures on 21 occasions, including three out of four NCAA Tournament games, and ended her sophomore season with 48 career double-digit scoring outputs at UT.
- Reached 20 points on five occasions, including two of her last four games.
- Led UT with 25 points versus Kentucky (2/13), notching her season- and SEC-high mark.
- Netted an NCAA personal-best scoring output against Kansas in the NCAA Regional Semifinal, firing in 22 points.
- Paced UT in scoring against UT Martin (3/17) in the first round of the NCAA Tournament, tallying 20 points on 7-13 shooting (season-best 4-7 from three).
- Led UT in scoring against Auburn (1/1) with 20 points and was named AutoZone Player of the Game.
- Also hit for 20 points at Vanderbilt (2/9) on 5-11 shooting.
- Led UT in scoring versus UCLA (12/17), pumping 18 points on 8-14 scoring in the win.
- Led UT in scoring with 19 points on 6-16 shooting against LSU (1/19).
- Clocked 36 minutes off the bench against #7 Miami (11/15), went 3-5 from behind the arc and tallied 18 points with four rebounds and three assists.
- Against #4 Stanford (12/20), started and tallied 13 points on 5-12 shooting and also chipped in four assists and two boards.
- Scored 13 points on 4-11 shooting against DePaul (3/19) in the second round of the NCAA Tournament.

2010-11 - FRESHMAN

- Nicknamed "Speedy" and called "one of the fastest players I've ever coached" by legendary coach Pat Summitt.
- AP Honorable Mention All-American and AP & Coaches All-SEC Second Team.

- AP SEC Newcomer of the Year and Coaches SEC Freshman of the Year.
- Coaches SEC All-Freshman Team (2011).
- Was the only freshman on the Naismith Award Midseason Top-30 List.
- Named to the Paradise Jam All-Tournament team after leading Tennessee with 13.0 ppg. in three games versus Missouri, Georgia Tech and Georgetown at the three-day event in the U.S. Virgin Islands from Nov. 25-27.
- Led Tennessee in scoring at 13.5 ppg and assists at 2.8 app.
- Scored in double figures 27 times, with five games of 20 or more points.
- Shot 92.3 percent from the line (24-26) in conference play.
- Sparked Tennessee's season-opening win over Louisville (11/12) at the Cardinals' brand new, sold out KFC Yum! Center with 22 points (9-of-20) and eight boards in 31 minutes off the bench in her memorable collegiate debut.
- Started her career with 13-straight double-figure scoring games.
- Only Chamique Holdsclaw began her UT career with more consecutive double-digit contests (14 in 1995-96).
- Set a Lady Vol single-game record with eight threes (in 15 attempts) and scored a career-high 28 points vs. Lamar (12/1).
- Named SEC Freshman of the Week on Dec. 6, after that showing vs. Lamar (12/1) and 14 points vs. Old Dominion (12/5).
- Finished with a game-high 26 points on 10-of-16 shooting (5-of-8 threes) versus Chattanooga.
- Set a then-Lady Vol freshman record with 11 assists against Alabama (Jan. 6).
- Starting her first game at point guard, she became the 10th Lady Vol ever to record a points-assists double-double, scoring 15 points along with her 11 helpers versus the Crimson Tide.
- Averaged 13.0 ppg and shot 48.3 percent from the field at the SEC Tournament, including 18 points in the semifinals versus Georgia and 16 in the title game versus Kentucky on March 5 and 6, respectively.
- Captured SEC Freshman of the Week accolades on Dec. 20, following a week that saw her average 22.5 ppg as UT split against a pair of top-three teams in No. 3/2 Stanford and No. 2/3 Baylor.
- Scored 23 points in 37 minutes versus Stanford (Dec. 19), sending the game to overtime with a three-pointer that knotted the game at 70-70 with 48 seconds left in regulation.
- Scored 22 points at Baylor (Dec. 14).
- Third SEC weekly honor came on Feb. 10 as she averaged 9.3 points and 3.0 assists in wins over Kentucky, Florida and Vanderbilt.
- Scored 18 points each in NCAA Tournament game victories over Marquette and Ohio State.

USA/AAU BASKETBALL

- Played AAU basketball with Team Xpress Black.

GENERAL

STAFF

PLAYERS

REVIEW

HISTORY

FACILITIES

NCAA

SEC

RECORDS

MEDIA INFO



PLAYERS

- Guided Xpress to a third-place finish and was an All-American all-tournament selection at the 2009 Premier Basketball Report Super 64 National Championship.
- Selected for the Candace Parker Aces, an all-star team that traveled to Los Angeles, Calif., and Tokyo, Japan, for exhibition games.

HIGH SCHOOL

- Shattered the 25-year-old San Antonio Metro Area career scoring record by tallying 3,406 points over four years at Byron P. Steele II High School in Cibolo, Texas.
- A 2010 McDonald's High School All-American, she captured Co-Most Valuable Player honors at the annual prep all-star contest after scoring a game-high 21 points in 14 minutes off the bench for the victorious West squad.
- Named a WBCA All-American in 2010 and ranked as the No. 24 prospect in the ESPN HoopGurlz 100.
- During her senior season in 2009-10, she scored a career-best 25.4 ppg., including a career-high 45-point outing against Alamo Heights, and averaged 6.1 rpg., 2.6 apg. and 4.1 spg.
- Garnered Texas Association of Basketball Coaches All-State and All-Region honors and Texas Girls Coaches Association All-State accolades (2008, 2009, 2010).

- Nabbed three-straight *San Antonio Express-News* Player of the Year awards (2008-10) after grabbing the publication's Newcomer of the Year honor (2007).
- Posted 24.2 ppg., 5.1 rpg., 2.7 apg. and 3.3 spg. in 39 games as a junior and 21.6 ppg., 4.3 rpg., 3.1 apg. and 3.6 spg. as a sophomore.
- Burst onto the prep scene with averages of 18.5 ppg, 3.2 rpg, 2.0 apg and 4.1 spg in 2006-07.

PERSONAL

- Full name is Meighan Sharee Simmons.
- Born on Jan. 25, 1992, in Fayetteville, N.C.
- Parents are Wayne and Karolyn Simmons.
- Has two sisters, Tawanda Perry (31) and Tynessa (27), and four brothers, Wayne (25), Erin (24), Ryan (19) and Matthew (17).
- Meighan is majoring in psychology.
- Athletes she admires include Lady Vol great Candace Parker and NBA star Kobe Bryant.
- Cousin of Seattle Seahawks linebacker Aaron Curry and Cleveland Browns linebacker Eric Barton.

SIMMONS' CAREER STATISTICS

Season	GP-GS	MIN/MPG	FGs	FG Pct	3FGs	3FG Pct	FTs	FT Pct	O-R	Reb	RPG	PF-FO	Asst	TO	Blk	Stl	Pts	PPG
10-11	37-36	974/26.3	183-438	.418	63-187	.337	71-96	.740	24-77	101	2.7	69-1	104	104	7	24	500	13.5
11-12	36-22	901/25.0	143-381	.375	51-164	.311	61-83	.735	22-59	81	2.3	47-0	47	72	12	30	398	11.1
Totals	73-58	1875/25.7	326-819	.398	114-251	.325	132-179	.737	46-136	182	2.5	116-1	151	176	19	54	898	12.3

2011-12 SEASON HIGHS

Points:	25 // Kentucky, 2/13/12
Rebounds:	6 // Baylor, 3/26/12*
Assists:	4 // LSU, 1/19/12*
Steals:	3 // Vanderbilt, 1/15/12*
Blocks:	2 // Chattanooga, 1/3/12
Field Goals:	10 // Kentucky, 2/13/12
3-Pointers:	4 // UT Martin, 3/17/12
Free Throws:	7 // Vanderbilt, 2/9/12*
Minutes:	40 // Rutgers, 12/13/11

SEC HIGHS

Points:	25 Kentucky, 2/13/12
Rebounds:	5 // Ole Miss, 2/19/12*
Assists:	11 // Alabama, 1/6/11
Steals:	3 // Vanderbilt, 1/15/12
Blocks:	1 // Vanderbilt, 3/2/12*
Field Goals:	10 // Kentucky, 2/13/12
3-Pointers:	4 // Vanderbilt, 1/15/11*
Free Throws:	7 // Vanderbilt, 2/9/12*
Minutes:	38 // Georgia, 1/29/12*

*Indicates most recent high

CAREER HIGHS

Points:	28 // Lamar, 12/1/10
Rebounds:	8 // Louisville, 11/12/10
Assists:	11 // Alabama, 1/6/11
Steals:	3 // Vanderbilt, 1/15/12*
Blocks:	2 // Chattanooga, 1/3/12*
Field Goals:	10 // Kentucky, 2/13/12*
3-Pointers:	8 // Lamar, 12/1/10
Free Throws:	8 // Baylor, 12/14/10
Minutes:	40 // Rutgers, 12/13/11*

NCAA HIGHS

Points:	22 // Kansas, 3/24/12
Rebounds:	6 // Baylor, 3/26/12
Assists:	5 // Ohio State, 3/26/11
Steals:	2 // UT Martin, 3/17/12*
Blocks:	2 // Ohio State, 3/26/11
Field Goals:	9 // Kansas, 3/24/12
3-Pointers:	4 // UT Martin, 3/17/12
Free Throws:	3 // DePaul, 3/19/12
Minutes:	40 // Ohio State, 3/26/11



TABER SPANI

GUARD/FORWARD

13

SENIOR • 3L • 6-1

LEE'S SUMMIT, MO. • HOMESCHOOLED (METRO ACADEMY)

CAREER HONORS

- SEC Academic Honor Roll (2009-10, 2010-11, 2011-12).
- Earned 2012 1A FAR Academic Excellence Award

2011-12 - JUNIOR

- Played in 27 games, starting 15 for Tennessee, while battling injuries.
- Had six double-figure scoring outputs in the first nine games of the season before a balky knee limited her playing time and productivity.
- Improved her total to 23 games in double figures for points through her junior season.
- Was averaging 12.2 points through nine contests and after playing the 10th one vs. Stanford (12/20), she missed the next eight games before resuming action vs. Notre Dame (1/23).
- Tied a career high with 22 points against Virginia (11/20), going 8-17 from the floor, hitting four from long range and adding two rebounds and a block in a career-high 42 minutes of action.
- Put up a team-high 20 points against #7 Miami (11/15), dropping four of eight shots from behind the arc and contributing five boards and three assists in 39 minutes.
- Logged 29 minutes in a start against UCLA (12/17), putting up 14 points and tying her season high for treys, hitting 4-6.
- Against #11 Rutgers (12/13), she went 3-5 from behind the arc, totaling 13 points and tying a season high with five rebounds in the contest.
- Was productive on both ends of the floor against Pepperdine (11/13), notching 11 points, five assists, four rebounds, two blocks and two steals in the winning effort.
- Played 31 minutes against #1 Baylor (11/27), chipping in 10 points and two rebounds against the Lady Bears.
- Named to the SEC Academic Honor Roll for the third time in her career.
- Earned 1A FAR Academic Excellence Award

2010-11 - SOPHOMORE

- Started 26 games and averaged 8.0 points and 4.1 rebounds as a sophomore.
- Scored in double figures on 13 occasions as a sophomore.
- Tennessee was 16-0 when Spani scored in double figures until the NCAA Tournament Dayton Regional Final loss to Notre Dame (March 28).
- Spani scored a career-high 22 points and grabbed six boards versus Rutgers on Dec. 30.
- The game before that, versus ETSU, Spani notched her first career double-double, rustling up 15 points and 12 boards.
- Tallied 18 points in 37 minutes against Mississippi State (Jan. 27) on her 20th birthday.
- Scored 18 points for second straight game on at Arkansas (Jan. 30) in a career-best 39 minutes.
- Scored 15 points on 4-of-7 shooting and dished out a career-high five assists versus Alabama (Jan. 6).
- Dropped 14 points on 6-of-8 shooting in 20 minutes versus Ole Miss (Jan. 9).

- She scored 13 points and nabbed seven boards against Notre Dame.
- Averaged 12.5 ppg and reached double figures off the bench in all contests during a four-game stretch in November (Nov. 15-25) vs. Chattanooga, Virginia, Arizona State and Missouri.
- Tallied 14 points on 5-of-13 shooting in 27 minutes off the bench against Chattanooga.
- Scored 14 points for the second straight game in 25 minutes off the bench, making 2-of-3 from behind the arc, against Virginia.
- Had 12 points vs. Arizona State and 10 against Missouri in the Paradise Jam.
- An academic standout, she was named to the Capital One Academic All-District Second Team for District 4 and to the SEC Academic Honor Roll.

2009-10 - FRESHMAN

- Became 13th Lady Vol to start her first game at Rocky Top and the 58th freshman to start during her rookie campaign.
- Played in 33 games and got the starting nod 16 times.
- Tallied averages of 5.8 ppg., 2.7 rpg. and 1.3 apg. in all contests and averaged 4.1 ppg., 1.7 rpg. and 0.9 apg. in SEC outings.
- Posted four double-digit scoring games as a freshman.
- Battled painful turf toe and saw limited action for most of the second half of the season.
- Scored a game-high and season-best 18 points to go with six rebounds and two assists against Texas Tech.
- Came off the bench, made her first seven shots and torched the nets for 17 points in only 16 minutes against Dayton in the NCAA Tournament Second Round.
- Scored a team-high 16 points and added six rebounds in a season-best 32 minutes against UCLA.
- Scored eight of UT's last 11 first-half points vs. the Bruins, including the final five.
- Tossed in 12 points in the win at Mississippi State.
- Played well off the bench against Austin Peay in her first NCAA Tournament game, finishing with nine points, two boards and two assists in 20 minutes against the Lady Gobs.
- Finished with nine points and three rebounds against George Washington.
- Started at Virginia and played 21 minutes, finishing with eight points, four rebounds, one assist and one block.

USA/AU BASKETBALL

- Played on USA's gold-medal-winning team at the 2009 U19 World Championships in Bangkok, Thailand, averaged 4.8 ppg. and 3.2 rpg.
- AAU play included stints with the CY-Fair Nike Elite, the Missouri Valley Eclipse, Team Excel and the Kansas Belles.

HIGH SCHOOL

- The first player from the state of Missouri to play basketball for the Lady Vols.
- McDonald's, *Parade* and WBCA All-American and Gatorade Kansas Player of the Year (2009).

GENERAL

STAFF

PLAYERS

REVIEW

HISTORY

FACILITIES

NCAA

SEC

RECORDS

MEDIA INFO



PLAYERS

- DiRenna Award winner (2008) and Pete Maravich Award as the top homeschooled athlete in the nation (2008).
- Five-time National Christian Homeschool Basketball Championships (NCHBC) All-America First Team selection.
- Competed for Metro Academy (Olathe, Kansas), where she started all 185 games and compiled 4,113 points, 1,758 rebounds, 825 assists, 488 steals and 426 blocked shots during her five-year prep career.
- Finished her prep career ranked seventh all-time in the national high school sports record book in points and ninth in rebounds, making her the only player in girls' basketball history to rank in the top 10 nationally in both categories.
- As a senior in 2008-09, started all 35 games and averaged 32.5 ppg. and 10.6 rpg.

PERSONAL

- Full name is Taber Chalee Spani.
- Born Jan. 27, 1991 in Independence, Mo.

■ SPANI'S CAREER STATISTICS

Season	GP-GS	MIN/MPG	FGs	FG Pct	3FGs	3FG Pct	FTs	FT Pct	O-R	Reb	RPG	PF-FO	Asst	TO	Blk	Stl	Pts	PPG
09-10	33-16	635/19.2	69-167	.413	26-71	.366	28-37	.757	41-49	90	2.7	40-0	43	41	8	11	192	5.8
10-11	37-26	842/22.8	108-250	.432	35-95	.368	44-55	.800	51-102	153	4.1	44-0	51	51	8	17	295	8.0
11-12	27-15	562/20.8	61-164	.372	34-85	.400	23-30	.767	25-44	69	2.6	21-0	34	39	6	11	179	6.6
Totals	97-57	2039/21.0	238-581	.410	95-251	.378	95-122	.779	117-195-312	3.2	105-0	128	131	22	39	666	6.9	

■ 2011-12 SEASON HIGHS

Points:	22 // Virginia, 11/20/11
Rebounds:	5 // Miss. State, 2/16/12*
Assists:	5 // Pepperdine, 11/13/11
Steals:	3 // Ole Miss, 2/19/12
Blocks:	2 // Pepperdine, 11/13/11
Field Goals:	8 // Virginia, 11/20/11
3-Pointers:	4 // UCLA, 12/17/11*
Free Throws:	4 // Arkansas, 2/23/12*
Minutes:	42 // Virginia, 11/20/11

■ SEC HIGHS

Points:	18 // Arkansas, 1/30/11*
Rebounds:	6 // Georgia, 3/5/11*
Assists:	5 // Alabama, 1/6/11
Steals:	3 // Ole Miss, 2/19/12
Blocks:	2 // Vanderbilt, 3/6/10
Field Goals:	7 // Mississippi St., 1/27/11*
3-Pointers:	3 // Arkansas, 1/20/11*
Free Throws:	7 // Alabama, 1/6/11
Minutes:	39 // Arkansas, 1/30/11

*Indicates most recent high

- Parents are Gary and Stacey Spani.
- Has four sisters: Shalin (24), Tanis (20), Sajel (18) and Taris (14).
- Completed her degree in communication studies in August and now is pursuing a master's in kinesiology with a concentration in sports psychology and motor behavior.
- Father (Gary) had a 10-year NFL career as a linebacker with the Kansas City Chiefs (still holds the record as the all-time leading tackler).
- Sister Tanis is a junior and plays basketball for Southwest Baptist University.
- Older sister Shalin played basketball at Kansas State.
- Grandfather, Frosty Westering, played football at Northwestern, coached at Pacific Lutheran University (PLU) and was inducted into the College Football Hall of Fame.
- Uncle, Scott Westering, played football at UCLA and PLU.
- Also has two other uncles who played college football, an aunt who played college volleyball, two cousins who played college football, another who played volleyball and another cousin played basketball at PLU.

■ CAREER HIGHS

Points:	22 // Virginia, 11/20/11
Rebounds:	12 // ETSU, 12/22/10
Assists:	5 // Pepperdine, 11/13/11*
Steals:	3 // Ole Miss, 2/19/12
Blocks:	2 // Pepperdine, 11/13/11*
Field Goals:	8 // Virginia, 11/20/11
3-Pointers:	4 // UCLA, 12/17/11
Free Throws:	7 // Alabama, 1/6/11
Minutes:	42 // Virginia, 11/20/11

■ NCAA HIGHS

Points:	17 // Dayton, 3/22/10
Rebounds:	7 // Notre Dame, 3/28/11
Assists:	2 // Ohio State, 3/26/11*
Steals:	2 // Baylor, 3/27/10
Blocks:	1 // Stetson, 3/19/11*
Field Goals:	7 // Dayton, 3/22/10
3-Pointers:	3 // Notre Dame, 3/28/11*
Free Throws:	2 // Baylor, 3/26/12*
Minutes:	28 // Notre Dame, 3/28/11



KAMIKO WILLIAMS

GUARD

4

SENIOR • 3L • 5-11

CLARKSVILLE, TENN. • NORTHEAST H.S.

2011-12 - JUNIOR

- Appeared in 22 games after rehabbing from ACL surgery during the summer.
- Hit 10 of 11 free throws for the campaign and posted 29 assists compared to 13 turnovers.
- Made her first appearance against Chattanooga (1/3), dishing out a team-high four assists in her 2011-12 debut.
- Played a season-high 19 minutes versus Alabama (1/26), scoring a season-best 10 points in the win.
- That effort pushed UT's record to 15-0 all-time when Williams reaches double figures in scoring.
- Recorded eight points and five rebounds in the win over Mississippi State (2/16), seeing a season-high 25 minutes of action.
- Saw 17 minutes off the bench versus South Carolina (2/2) and put up seven points.
- Also recorded 17 minutes in the NCAA First Round game vs. UT Martin (3/17), tallying six boards and four points.
- Provided a spark off the bench in the NCAA Regional Semifinal, tallying four points, three assists and a rebound in six minutes vs. Kansas (3/24).
- Went 3-5 for six points and five rebounds versus Kentucky (2/13) and added two blocks and two steals in 17 minutes.

2010-11 - SOPHOMORE

- The lefty scored in double figures 11 times as a sophomore.
- Averaged 6.8 points in 17.9 mpg. while playing in all 37 contests and making four starts.
- Tied a season high with 14 points on 7-for-12 shooting at Kentucky on Feb. 7.
- Was named Lady Vol Player of the Game versus Vanderbilt on Jan. 15, scoring 13 points and tallying eight boards.
- Nabbed her first starting assignment of the season versus Lamar on Dec. 1 and finished with 13 points on 5-of-7 shooting, including 2-of-3 from behind the arc, along with three steals, two assists and two blocks.
- Snatched a career-best eight boards and scored 12 points on a perfect 6-for-6 shooting in an efficient 17 minutes off the bench versus Chattanooga on Nov. 15.
- Blocked a career-best four shots in consecutive games versus Alabama and Ole Miss on Jan. 6 and Jan. 9, respectively.
- Recorded a career-high nine rebounds in same contest against the Crimson Tide.
- At Texas on Dec. 12, Williams logged a career-best 37 minutes and scored a season-best 14 points while making a career-best seven field goals (in 15 attempts).
- Averaged 7.7 ppg on 52.9 percent shooting in 18.0 mpg. in three games at the Paradise Jam in the U.S. Virgin Islands from Nov. 25-27.
- Connected on 6-of-13 shot attempts for 12 points versus Arizona State (Nov. 21) and added five rebounds, two assists and two steals against the Sun Devils in the U.S.V.I.
- Dropped 10 points on Arkansas (Jan. 30) and tallied 10 points and two blocks in her fourth start of the season versus Mississippi State (Jan. 27).

- Made 4-of-5 shots, scored 10 points and recorded three steals in just 16 minutes at Old Dominion

2009-10 - FRESHMAN

- Averaged 4.0 ppg and 1.9 rpg as a rookie and recorded three double-digit scoring games.
- Turned in two career starts, which came in consecutive games against Arkansas (Feb. 4) and at Vanderbilt (Feb. 8).
- Finished with eight points, four rebounds, three assists and two steals in 15 minutes off the bench in SEC Championship Game against Kentucky.
- As the UT offense went cold in the first half, she came in and scored the next four Lady Vol baskets and helped UT take a halftime lead.
- Played one of her best games of the season at South Carolina, knocking down 6-of-11 shots from the floor for a career-high 17 points to go along with four assists.
- Was 4-of-5 from the free throw line, including two key tosses with 19 seconds left, to provide the final margin.
- Played a great all-around game against Old Dominion, finishing with 11 points, a season-best six assists, three rebounds and two steals in 21 minutes.
- Tallied 14 points, eight rebounds, four steals and two blocks at San Francisco, where she was 6-of-8 from the floor and added three assists.
- Played well off the bench against Dayton in the second round of the NCAA Tournament, helping push the tempo, play sound defense and finish with six points, two rebounds, one assist and one steal in 12 minutes.
- Was 4-of-7 for eight points at Alabama.

USA/AAU BASKETBALL

- Was the starting point guard for her GA/LINA 76ers Nike Elite Team in 2008.
- 2007 AAU All-American from the 16U/JE Division National Championship games
- At 15, she was a starting combo guard for the 16U Tennessee Team Pride national runner-up team against "Boo Williams" in the AAU Division I Final.

HIGH SCHOOL

- Was the 66th signee for Pat Summitt from the state of Tennessee.
- Played both point and shooting guard in high school, competing her final three seasons at Clarksville Northeast High School.
- As a freshman in 2005-06, she played for the Kaiserslautern (Vogelweh, Germany) American High School Varsity Team while her father was stationed in Germany with the United States Army.
- Vogelweh is home of the Frankenstein Castle.
- Women's Basketball Coaches Association (WBCA) High School Honorable Mention All-America Team (2009).
- Earned TSSAA All State First Team (2007, 2009), TSSAA All State Tournament (2007) and All-District 10 First Team (2007).
- During her senior year, she averaged 19.4 ppg., 8.1 rpg.

GENERAL

STAFF

PLAYERS

REVIEW

HISTORY

FACILITIES

NCAA

SEC

RECORDS

MEDIA INFO



PLAYERS

and 3.3 apg.

- Had a 35-point career-high outburst against 10-AAA foe Rossview as a senior.
- As a junior for the Eagles, she averaged 19.1 ppg and 6.5 rpg to go along with 4.0 assists and 3.9 steals per outing.
- European Slammers Basketball Scholarship Service Camp MVP (2006).
- Department of Defense Dependents Schools (DoDDS) European Basketball Division I Championship MVP (2006).
- DoDDS European Basketball Division I Championship All-Tournament Team (2006).
- DoDDS European Division I All-Conference First Team (2006).

■ WILLIAMS' CAREER STATISTICS

Season	GP-GS	MIN/MPG	FGs	FG Pct	3FGs	3FG Pct	FTs	FT Pct	O-R	Reb	RPG	PF-FO	Asst	TO	Blk	Stl	Pts	PPG
09-10	34-2	436/12.8	58-137	.423	1-3	.333	20-27	.741	13-51	64	1.9	44-0	55	42	18	25	137	4.0
10-11	37-4	664/17.9	107-230	.465	9-25	.360	28-40	.700	48-72	120	3.2	49-0	59	54	22	28	251	6.8
11-12	22-0	248/11.3	26-63	.413	0-7	.000	10-11	.909	22-17	39	1.8	18-0	29	13	9	11	62	2.8
Totals	93-6	1348/14.5	191-430	.444	10-35	.286	58-78	.744	83-140-223	2.4	111-0	143	109	49	64	450	4.8	

■ 2011-12 SEASON HIGHS

Points:	10 // Alabama, 1/26/12
Rebounds:	6 // UT Martin, 3/17/12
Assists:	5 // Alabama, 1/26/12
Steals:	2 // Kentucky, 2/13/12*
Blocks:	2 // LSU, 3/4/12*
Field Goals:	4 // Miss State, 2/16/12*
3-Pointers:	N/A
Free Throws:	2 // Kansas, 3/24/12*
Minutes:	25 // Miss. State, 2/16/12

■ SEC HIGHS

Points:	17 // South Carolina, 1/31/10
Rebounds:	9 // Alabama, 1/6/11
Assists:	5 // Alabama, 1/26/12*
Steals:	2 // Kentucky, 2/13/12*
Blocks:	4 // Ole Miss, 1/9/11*
Field Goals:	7 // Kentucky, 2/7/11*
3-Pointers:	2 // Vanderbilt, 1/15/11*
Free Throws:	4 // South Carolina, 1/31/10
Minutes:	29 // South Carolina, 1/31/10

*Indicates most recent high

PERSONAL

- Full name is Kamiko Mercedes Williams.
- Born on April 6, 1991, in Fayetteville, N.C.
- Her parents are United States Army Master Sergeant Vincent and Angelita Williams.
- Has one sibling, Keynante (12).
- Earned a degree in sociology/criminal justice in spring 2012.
- Working on a second undergraduate degree in psychology.
- Nicknamed "Miko."
- Shoots left-handed.
- Lived in Germany for 14 years.
- Enjoys performing community service, and visited wounded U.S. soldiers in the hospital.
- Played the trumpet for five years.

■ CAREER HIGHS

Points:	17 // South Carolina, 1/31/10
Rebounds:	9 // Alabama, 1/6/11
Assists:	6 // Old Dominion, 12/30/09
Steals:	4 // San Francisco, 12/22/09
Blocks:	4 // Ole Miss, 1/9/11*
Field Goals:	7 // Kentucky, 2/7/11*
3-Pointers:	2 // Vanderbilt, 1/15/11*
Free Throws:	6 // Virginia, 11/18/10
Minutes:	37 // Texas, 12/12/10

■ NCAA HIGHS

Points:	6 // Ohio State, 3/26/11*
Rebounds:	6 // UT Martin, 3/17/12
Assists:	3 // Kansas, 3/24/12*
Steals:	1 // Marquette, 3/21/11
Blocks:	1 // UT Martin, 3/17/12*
Field Goals:	3 // Ohio State, 3/26/11*
3-Pointers:	N/A
Free Throws:	2 // Kansas, 3/24/12*
Minutes:	20 // Notre Dame, 3/28/11

CAREER GAME-BY-GAME STATISTICS

CIERRA BURDICK

2011-12 Opp.	Pts.	Reb.	Asts.	Blk	Stl.
PEPPERDINE	7	1	2	2	0
MIAMI	0	0	0	0	0
at Virginia	0	1	1	0	0
BAYLOR	0	0	0	0	0
MIDDLE TENN.	14	10	0	3	0
TEXAS	0	3	3	0	0
DePaul	15	2	0	0	3
Rutgers	0	1	0	1	0
UCLA	4	0	0	0	0
Stanford	2	0	0	0	0
OLD DOMINION	4	5	9	1	1
Auburn	2	2	0	0	1
CHATTANOOGA	8	3	2	1	0
GEORGIA	3	2	0	0	0
Arkansas	6	2	1	1	0
KENTUCKY	0	1	0	1	0
VANDERBILT	6	0	0	0	0
LSU	15	6	1	1	1
Notre Dame	4	5	2	0	2
*Alabama	9	3	2	0	0
*Georgia	4	6	1	1	0
*S. CAROLINA	4	1	0	1	0
AUBURN	4	0	0	0	0
Vanderbilt	7	9	2	2	0
KENTUCKY	2	5	3	0	0
Mississippi State	10	7	3	2	0
Ole Miss	10	6	2	1	0
ARKANSAS	4	3	0	0	1
FLORIDA	6	3	0	0	0
Vanderbilt	4	2	0	0	0
South Carolina	5	2	0	0	0
LSU	4	1	0	0	0
UT Martin	0	2	0	1	0
DePaul	2	4	0	2	0
Kansas	0	2	0	0	1
Baylor	0	1	0	0	0

*indicates game started

ISABELLE HARRISON

2011-12 Opp.	Pts.	Reb.	Asts.	Blk	Stl.
PEPPERDINE	5	8	0	1	1
MIAMI	4	2	0	1	0
Virginia	6	7	0	2	0
BAYLOR	0	7	1	0	0
MIDDLE TENN.	7	9	0	1	1
TEXAS	1	4	0	2	0
DePaul	6	2	0	1	0
Rutgers	0	1	0	0	0
UCLA	0	0	0	1	1
Stanford	0	1	0	0	0
OLD DOMINION	10	3	1	0	1
Auburn	2	2	0	0	0
CHATTANOOGA	13	8	1	2	0
GEORGIA	4	1	0	0	0
Arkansas	2	3	0	0	0
KENTUCKY	0	3	0	0	0
VANDERBILT	2	0	0	0	0
LSU	2	1	0	0	1
Notre Dame	2	0	0	1	0
Alabama	10	6	0	2	0
Georgia	0	1	0	0	1
AUBURN	5	4	0	1	0
Vanderbilt	1	0	0	0	0
KENTUCKY	5	3	0	0	0
ARKANSAS	2	1	0	0	0
FLORIDA	2	0	0	0	0
Vanderbilt	2	0	0	0	0
South Carolina	2	0	0	1	0

LSU	2	0	0	0	0
UT Martin	3	4	0	1	1
Baylor	2	2	0	0	0

*indicates game started

ARIEL MASSENGALE

2011-12 Opp.	Pts.	Reb.	Asts.	Blk	Stl.
*PEPPERDINE	2	3	5	0	2
*MIAMI	11	4	9	0	1
*Virginia	2	4	7	0	4
*BAYLOR	4	1	4	0	0
*MIDDLE TENN.	14	4	5	0	2
*TEXAS	10	3	5	0	2
Stanford	0	1	1	0	0
*OLD DOMINION	11	1	5	0	4
*Auburn	4	4	2	0	1
*CHATTANOOGA	19	1	2	0	2
*GEORGIA	19	3	9	0	0
*Arkansas	7	2	5	0	1
*KENTUCKY	6	4	5	0	1
*VANDERBILT	6	2	12	0	2
*LSU	8	2	3	0	3
*Notre Dame	3	1	4	0	2
*Alabama	1	2	11	0	2
*Georgia	16	4	3	0	1
*S. CAROLINA	12	3	3	0	0
*AUBURN	14	5	4	0	4
*Vanderbilt	2	2	7	0	1
*KENTUCKY	7	1	7	0	0
*Mississippi State	0	3	1	0	3
*Ole Miss	4	2	7	0	2
*ARKANSAS	9	2	6	0	1
*FLORIDA	8	2	5	0	0
Vanderbilt	3	1	3	0	0
South Carolina	6	3	3	0	2
LSU	9	2	6	0	0
UT Martin	8	2	4	0	0
DePaul	4	0	3	1	0
Kansas	12	3	5	0	2
Baylor	4	0	1	1	0

*indicates game started

MEIGHAN SIMMONS

2011-12 Opp.	Pts.	Reb.	Asts.	Blk	Stl.
PEPPERDINE	13	3	1	1	0
MIAMI	18	4	3	0	1
*Virginia	3	1	0	1	0
*BAYLOR	2	3	3	0	2
*MIDDLE TENN.	5	1	2	0	2
*TEXAS	10	1	1	1	2
*DePaul	9	3	2	0	2
*Rutgers	13	6	1	1	0
*UCLA	18	4	3	1	1
*Stanford	13	2	4	0	0
*OLD DOMINION	12	0	1	0	1
*Auburn	20	4	2	0	1
*CHATTANOOGA	10	2	2	2	0
*GEORGIA	10	2	1	0	0
*Arkansas	7	1	1	0	0
*KENTUCKY	3	2	1	0	0
*VANDERBILT	10	3	1	1	3
*LSU	19	5	4	0	2
*Notre Dame	13	2	0	0	0
Alabama	9	1	0	0	0
*Georgia	9	0	1	0	0
*S. CAROLINA	4	2	0	0	0
*AUBURN	13	1	1	0	2
*Vanderbilt	20	0	1	0	1
*KENTUCKY	25	2	3	1	2
*Mississippi State	6	1	2	0	0

*Ole Miss	9	5	1	0	0
*ARKANSAS	7	2	2	0	1
FLORIDA	12	4	0	0	1
Vanderbilt	11	0	0	1	2
South Carolina	5	0	1	0	1
LSU	0	1	1	0	0
UT Martin	20	2	0	1	2
DePaul	13	1	0	0	1
Kansas	22	4	0	0	1
Baylor	5	6	1	1	0

2010-11 Opp.	Pts.	Reb.	Asts.	Blk	Stl.
Louisville	22	8	3	0	1
*CHATTANOOGA	26	2	4	0	3
*VIRGINIA	12	4	2	0	1
*ARIZONA ST.	12	4	2	0	1
*Missouri	14	2	3	0	1
*Georgia Tech	14	0	0	0	0
*Lamortown	11	5	4	1	2
*LAMAR	28	2	5	1	2
*Ole Dominion	14	2	4	0	2
*Texas	18	3	1	0	1
*Baylor	22	5	0	0	1
*STANFORD	23	7	2	0	0
*ETSU	13	0	2	0	0
*RUTGERS	7	2	1	1	1
*Louisiana St.	9	0	1	0	0
*ALABAMA	15	1	11	0	0
OLE MISS	18	4	3	0	0
*Florida	14	4	1	0	1
*VANDERBILT	17	2	3	0	0
*South Carolina	16	3	4	0	0
*Auburn	5	4	3	0	0
*MISS. STATE	12	5	4	0	2
*Arkansas	0	2	3	1	0
*Kentucky	15	4	4	0	0
*FLORIDA	4	0	3	0	0
*Vanderbilt	9	1	3	0	1
*S. CAROLINA	17	5	4	0	0
*GEORGIA	14	2	4	0	0
*Ole Miss	5	2	3	0	0
*LSU	10	3	0	0	0
*Florida	5	0	0	0	0
*Georgia	18	4	5	0	1
*Kentucky	16	3	3	0	1
*STETSON	9	1	2	0	0
*MARQUETTE	18	2	3	0	0
*Ohio St.	18	5	5	2	2
*Notre Dame	2	1	1	0	1

*indicates game started

TABER SPANI

2011-12 Opp.	Pts.	Reb.	Asts.	Blk	Stl.
*PEPPERDINE	11	4	5	2	2
*MIAMI	20	5	3	0	1
*Virginia	22	3	0	1	0
*BAYLOR	10	2	0	0	0
*MIDDLE TENN.	8	4	2	0	1
*TEXAS	4	5	1	1	0
*DePaul	8	4	1	0	0
*Rutgers	13	5	3	0	0
*UCLA	14	0	4	0	0
*Stanford	9	5	2	0	0
Notre Dame	0	2	1	0	0
Georgia	3	1	2	1	1
S. CAROLINA	8	4	1	0	0
AUBURN	9	2	0	0	1
*Vanderbilt	4	3	0	0	0
*KENTUCKY	6	3	2	1	1
*Mississippi State	2	5	0	0	0



PLAYERS

*Ole Miss	8	2	2	0	3
*ARKANSAS	7	0	0	0	0
FLORIDA	0	1	1	0	0
Vanderbilt	0	1	0	0	0
South Carolina	2	1	0	0	0
LSU	3	0	0	0	0
UT Martin	3	4	1	0	0
DePaul	0	1	1	0	1
Kansas	3	0	1	0	0
Baylor	2	2	1	0	0

2010-11 Opp. Pts. Reb. Asts. Blk Stl.

Louisville	0	1	0	0	0
CHATTANOOGA	14	3	3	0	1
VIRGINIA	14	4	1	0	0
ARIZONA ST.	12	4	2	0	1
Missouri	10	6	2	0	1
Georgia Tech	8	1	0	1	1
Georgetown	0	4	1	1	0
*LAMAR	6	6	1	0	0
Old Dominion	4	5	0	0	1
Texas	7	5	0	0	0
Baylor	5	6	0	0	0
*STANFORD	10	4	2	0	1
*ETSU	15	12	3	1	0
*RUTGERS	22	6	2	1	1
*LSU	0	0	0	1	1
*ALABAMA	15	6	5	1	0
*OLE MISS	14	2	1	0	0
*Florida	4	4	3	0	0
*VANDERBILT	0	5	2	0	1
*South Carolina	9	5	1	0	0
*Auburn	8	3	1	0	2
*MISS. STATE	18	5	1	0	0
*Arkansas	18	5	3	0	0
*Kentucky	2	1	2	0	1
*FLORIDA	5	5	1	0	0
*Vanderbilt	2	3	1	0	1
*S. CAROLINA	5	1	1	0	0
*GEORGIA	11	2	3	1	0
*Ole Miss	4	4	0	0	0
LSU	4	1	2	0	0
*Florida	1	4	0	1	0
*Georgia	8	6	1	0	1
*Kentucky	6	1	0	0	1
*STETSON	8	9	2	1	0
*MARQUETTE	7	3	1	0	1
Ohio State	6	4	2	0	1
*Notre Dame	13	7	1	0	0

2009-10 Opp. Pts. Reb. Asts. Blk Stl.

*BAYLOR	2	4	1	0	0
Texas Tech	18	6	2	0	0
*Virginia	8	4	1	1	0
*Middle Tenn.	5	3	1	0	0
*UCLA	16	6	1	0	1
*GEORGE WASH.	9	3	1	1	0
*TEXAS	6	5	3	0	1
*Rutgers	5	3	0	0	0
*LOUISVILLE	7	6	3	1	1
*Stanford	4	6	0	0	0
*San Francisco	3	0	0	1	0
*OLD DOMINION	8	1	4	0	0
*OKLAHOMA	3	4	2	0	0
*S. CAROLINA	8	4	0	1	0
*Mississippi State	12	2	2	0	0
*Florida	2	0	1	0	0
*VANDERBILT	3	0	2	0	0
Georgia	0	1	0	0	0
Louisiana State	0	1	0	0	0
AUBURN	2	2	3	0	0
Vanderbilt	2	0	0	0	0
Ole Miss	3	2	0	0	1

FLORIDA	5	3	0	0	0
Alabama	4	1	1	0	0
LSU	2	1	2	0	0
KENTUCKY	9	1	1	0	2
OLE MISS	6	6	1	0	0
Ole Miss	2	4	3	0	0
Vanderbilt	4	3	4	2	1
Kentucky	2	1	0	0	0
AUSTIN PEAY	9	2	2	1	1
DAYTON	17	3	2	0	1
Baylor	6	2	0	0	2

*Indicates game started

KAMIKO WILLIAMS

2011-12 Opp. Pts. Reb. Asts. Blk Stl.

CHATTANOOGA	2	3	4	0	2
GEORGIA	2	2	2	0	1
Arkansas	0	1	1	0	0
KENTUCKY	4	3	1	1	2
VANDERBILT	0	1	0	0	0
LSU	0	0	0	0	0
Notre Dame	0	0	0	0	0
Alabama	10	1	5	0	1
S. CAROLINA	7	2	0	1	0
AUBURN	4	1	2	0	0
Vanderbilt	3	1	1	0	0
KENTUCKY	6	5	1	2	2
Mississippi State	8	5	2	1	1
Ole Miss	0	0	1	1	1
ARKANSAS	6	3	1	0	0
Vanderbilt	2	1	1	0	1
South Carolina	0	0	0	0	0
LSU	0	1	0	2	0
UT Martin	4	6	3	1	0
DePaul	0	1	0	0	0
Kansas	4	1	3	0	0
Baylor	0	1	1	0	0

2010-11 Opp. Pts. Reb. Asts. Blk Stl.

Louisville	2	3	2	0	1
CHATTANOOGA	12	8	2	1	0
VIRGINIA	8	2	1	0	1
ARIZONA ST.	12	5	2	0	2
vs. Missouri	10	1	3	1	0
vs. Georgia Tech	6	2	1	2	1
vs. Georgetown	7	2	0	0	0
*LAMAR	13	0	2	2	3
Old Dominion	10	3	0	0	3
*Texas	14	7	4	2	0
*Baylor	5	3	1	0	1
STANFORD	6	1	1	0	0
ETSU	9	4	2	0	0
RUTGERS	4	2	1	0	2
LSU	13	4	1	1	1
ALABAMA	7	9	1	4	0
OLE MISS	4	3	2	4	2
Florida	6	2	2	1	1
VANDERBILT	13	8	1	0	1
South Carolina	0	2	0	0	0
Auburn	1	3	4	0	1
*MISS. STATE	10	2	1	2	0
Arkansas	10	4	1	0	1
Kentucky	14	4	1	0	1
FLORIDA	2	3	2	0	1
Vanderbilt	6	5	1	0	0
S. CAROLINA	5	4	2	0	0
GEORGIA	5	7	2	0	0
Ole Miss	2	2	1	0	1
LSU	4	2	3	0	1
vs. Florida	9	2	4	1	1
vs. Georgia	3	1	0	0	0
vs. Kentucky	0	1	2	0	1
STETSON	2	4	3	0	0

MARQUETTE	6	0	1	1	1
vs. Ohio State	6	3	0	0	0
vs. Notre Dame	5	2	2	0	0

2009-10 Opp. Pts. Reb. Asts. Blk Stl.

BAYLOR	4	2	1	1	2
Virginia	0	1	0	0	0
Middle Tenn.	2	1	0	0	0
UCLA	4	1	0	0	1
GEORGE WASH.	5	4	1	1	0
TEXAS	2	1	2	1	2
Rutgers	0	2	1	0	0
LOUISVILLE	4	4	4	2	1
Stanford	0	2	0	0	0
San Francisco	14	8	3	2	4
OLD DOMINION	11	3	6	1	2
OKLAHOMA	7	3	0	1	2
S. CAROLINA	2	3	3	0	0
Mississippi State	2	2	4	2	1
Florida	6	1	3	0	0
VANDERBILT	5	0	0	0	1
Georgia	4	0	3	0	1
LSU	2	0	1	0	0
AUBURN	2	2	5	0	1
South Carolina	17	1	4	2	0
*ARKANSAS	3	2	2	0	0
*Vanderbilt	4	1	0	0	1
Ole Miss	0	4	0	0	1
FLORIDA	2	2	1	1	0
Alabama	8	1	2	0	2
LSU	2	1	0	0	0
KENTUCKY	2	2	0	1	0
OLE MISS	5	2	1	0	0
Ole Miss	0	0	1	2	0
Vanderbilt	0	0	0	0	0
Kentucky	8	4	3	1	2
AUSTIN PEAY	4	1	2	0	0
DAYTON	6	2	1	0	1
Baylor	0	0	0	0	0

* - Indicates games started



2011-12
REVIEW

■ 2011-12 POSTSEASON NOTEBOOK

SUMMITT DECISION

HALL OF FAMER STEPS INTO NEW ROLE

- On April 18, 2012, the all-time wins leader among NCAA basketball coaches, Pat Summitt, announced in a press conference at Thompson-Boling Arena that she was stepping away from her head coaching position and into the role of head coach emeritus after 38 seasons (1974-2012) at the helm of the Tennessee Lady Vols.
- Summitt will report to Vice Chancellor and Director of Athletics Dave Hart and will serve in a variety of endeavors. In that capacity, she will continue to serve the women's basketball program and its coaching staff and as a liaison to the director of athletics, remain involved in on-campus recruiting and serve as a personal mentor to players, including life skills coaching.
- Summitt finished her head coaching career at Tennessee with a 1,098-208 record and an .841 winning percentage.
- The Lady Vols won an unparalleled eight national championships under her leadership (1987, 1989, 1991, 1996, 1997, 1998, 2007, 2008) and played in 13 national championship games.
- Tennessee also won the SEC Championship and SEC Tournament title 16 times each, and Summitt was named SEC Coach of the Year eight times and NCAA Coach of the Year in seven seasons.
- Her sixth national championship team, the 1997-98 team, finished a perfect 39-0.
- "It is extremely difficult to adequately express what Pat Summitt has meant to the University of Tennessee, the sport of basketball and the growth of women's athletics nationally," said Hart. "She is an icon who does not view herself in that light, and her legacy is well-defined and everlasting. Just like there will never be another John Wooden, there will never be another Pat Summitt. I look forward to continuing to work with her in her new role. She is an inspiration to everyone."

WARLICK CHOSEN

LOYAL SUMMITT AIDE TO LEAD PROGRAM

- After Summitt's announcement was made, associate head coach Holly Warlick, a long-time assistant on the Tennessee staff and a three-time All-American as a player for the Lady Vols, was named Summitt's successor by Dave Hart.
- Warlick, who in 2011-12 completed her 27th season as an assistant coach for Tennessee and her 31st overall with the program as a player or coach, is the first head coach of the Lady Vols other than Summitt since 1974, when Margaret Hutson completed a four-year tenure as the leader of the program (1971-74).
- Named associate head coach before the 2005-06 season, Warlick has been on the Tennessee coaching staff for all eight NCAA titles, and as a player or assistant, she had a role in 949 of Summitt's 1,098 victories at Tennessee.
- "Holly Warlick has earned the opportunity to be the head women's basketball coach at the Uni-

versity of Tennessee and to lead the Lady Vol program she has embraced as a player and a coach," Hart said. "I watched Holly grow tremendously as a coach throughout this past season. Under unique circumstances, the job she did away from the glare of the lights and crowds was as impressive as the job she did during game action. At this time in our historic program, which Pat Summitt built from scratch, Holly Warlick, the former player and long-time assistant coach, is deserving of the head coaching position. Her mentor will be available for insight and advice, but this is Holly's team now."

NCAA ELITE EIGHT

EVENTUAL CHAMP ENDS UT'S SEASON

- During a difficult and emotionally-charged season, with speculation in the air about how much longer Pat Summitt would coach, Tennessee was somehow able to focus on the task at hand and finish with a 27-9 overall record and 12-4 SEC mark, good for second in the league standings.
- The Lady Vols recorded their 36th-consecutive campaign with 20 or more wins and made the NCAA tournament field for the 31st-straight season.
- The Lady Vols reeled off NCAA tournament wins over UT Martin (72-49) and #23 DePaul (63-48) in Chicago NCAA First/Second Round games.
- Tennessee advanced to the Des Moines Regional, where the Big Orange turned back Kansas, 84-73, in the Sweet 16.
- Appearing in its 25th NCAA Regional Final, Tennessee saw its season, and Summitt's career as it turned out, come to an end in the Elite Eight. Eventual NCAA champ Baylor proved too much to overcome, prevailing, 77-58, in Des Moines.
- The Lady Vols ended the year ranked number nine in the AP poll and seventh in the USA Today/ESPN rankings.
- Seniors Glory Johnson and Shekinna Stricklen were named to the NCAA All-Regional Team for their play in Des Moines.

SEC TOURNEY WIN

THIRD STRAIGHT, 16TH OVERALL

- For the third-consecutive season, Tennessee reigned as SEC Tournament champions, defeating LSU in the final, 70-58, in front of a partisan Big Orange crowd of 12,441 at Nashville's Bridgestone Arena.
- It marked the 16th tourney trophy that UT had won since the event first was held in 1980.
- The Lady Vols also knocked off #25 South Carolina in the semifinals, 74-58, and defeated Vanderbilt, 68-57, in the quarterfinal round.
- Seniors Glory Johnson and Shekinna Stricklen were named to the SEC All-Tournament Team, and Johnson walked away with SEC Tournament Most Valuable Player accolades.
- Johnson's MVP recognition marked the third-straight year a Lady Vol won, as she followed Stricklen in 2011 and Alyssia Brewer in 2010.

WNBA DRAFT

HOLLY WARLICK TAKES THE REINS

- Lady Vols Shekinna Stricklen, Glory Johnson and Kelley Cain (finished UT career in 2010-11) were all taken in the first round and Vicki Baugh was selected in the third round of the 2012 WNBA Draft presented by Boost Mobile, on Monday, April 16, at the ESPN headquarters in Bristol, Conn.
- It was the best first-round showing ever in the draft for Tennessee with three players taken. The Lady Vols had two first-round selections in 1997, 1999, 2003 and 2008.
- In all, 15 UT players have been first-round WNBA picks on draft day.
- Stricklen was taken by Seattle with the second pick, Johnson went to Tulsa on the fourth pick, and Cain was taken by New York at No. 7. Baugh was drafted by Tulsa in the third round with the event's 25th selection.
- Johnson, a 6-3 forward, made the 2012 WNBA All-Rookie Team. She averaged 11.5 points, 6.8 rebounds and 2.2 steals per contest while playing in 34 games and starting 28.

WBCA HONORS

GLORY JOHNSON NAMED ALL-AMERICAN

- Glory Johnson became the 21st Lady Vol all-time to receive kudos and earned UT's 36th total WBCA/State Farm/Kodak All-America honor when she was named to the 2012 squad.
- Johnson averaged 14.2 points and 9.9 rebounds per game, starting all 36 contests for Tennessee.

SEC AWARDS

JOHNSON NAMED DEFENSIVE MVP

- Glory Johnson was named 2012 SEC Defensive Player of the Year and was a member of the SEC All-Defensive Team for the second season in a row.
- Johnson and Shekinna Stricklen were members of the first team of both the AP and Coaches All-SEC squads.
- Stricklen led UT in scoring at 15.4 points per contest and was third in rebounding at 6.6 per game, while Johnson was UT's second-leading scorer (14.2 ppg.) and top rebounder (9.9 rpg.).
- Johnson also earned a spot on the SEC Community Service Team.
- Point guard Ariel Massengale was named to the SEC All-Freshman Team after tallying a UT freshman record of 162 assists and leading the SEC with a 2.1 assist-to-turnover ratio.

UT RECORD BOOK

JOHNSON, STRICKLEN LEAD ASSAULT

- Glory Johnson is just the fourth player in Tennessee women's basketball history to post 1,000 points and 1,000 rebounds. She finished her career with 1,218 rebounds to rank second in school

history and had 1,643 points to stand 13th on the scoring chart.

- Johnson led UT in rebounding average all four years of her career, and her mark of 9.9 boards per game in 2011-12 was the second-best in school history behind the 14.2 per-game effort registered by Patricia Roberts in 1976-77.
- Shekinna Stricklen wrapped up her days at Rocky Top as the No. 7 all-time scorer with 1,882 points and was 11th in rebounding at 905.
- Ariel Massengale's single-season total of 162 assists was the best ever by a Lady Vol freshman, the most since Michelle Marciniak in 1994-95 (204) and the eighth-most in school history.
- Massengale also had a Lady Vol single-game freshman record for assists, dishing out 12 vs. Vanderbilt on Jan. 15, 2012, and a single-season freshman assist average of 4.9 per game.
- Glory Johnson finished her collegiate career with 36 double-doubles of points and rebounds, while Shekinna Stricklen tallied 22. Johnson's total is third-best in school history, while Stricklen's mark is tied for eighth-highest.

ACADEMIC ACCLAIM

JOHNSON, STRICKLEN LEAD SURGE

- Glory Johnson was a 2012 Capital One Academic All-America Women's Basketball First Team honoree, posting a 3.60 grade point average while working on a master's in communication and information studies.
- Johnson and Taber Spani were named to the Capital One Academic All-District 3 Women's Basketball Team.
- Briana Bass, Vicki Baugh, Glory Johnson, Alicia Manning and Taber Spani made the SEC Academic Honor Roll.
- Cierra Burdick and Isabelle Harrison were named to the SEC Freshman Academic Honor Roll.

SENIOR STORY

FIVE PLAYERS WRAP UP CAREERS

- Briana Bass, Vicky Baugh, Glory Johnson, Alicia Manning and Shekinna Stricklen concluded their careers at Rocky Top, with the quintet accumulating four NCAA Tournament bids, three SEC Tournament titles, an SEC regular-season crown and a record of 114-26.
- Baugh, Johnson and Manning completed their undergraduate degrees early and began work on master's degrees during their final season at Tennessee.

ATTENDANCE

NATIONAL LEADER ONCE AGAIN

- Tennessee led the nation in women's basketball attendance with an average crowd of 14,414 per game in 2011-12.
- The Lady Vols have paced the NCAA in women's attendance for nine straight years and in 15 of the past 16 seasons.

GENERAL

STAFF

PLAYERS

REVIEW

HISTORY

FACILITIES

NCAA

SEC

RECORDS

MEDIA INFO



REVIEW

2011-12 CUMULATIVE STATISTICS (36 GAMES)

Player	GP-GS	Min-Avg	FG-FGA	Pct	TOTAL			3-PTS			REBOUNDS										Pts	Avg
					3FG-FGA	Pct	FT-FTA	Pct	Off	Def	Tot	Avg	PF	FO	A	TO	Blk	Stl				
STRICKLEN	35-34	1124-32.1	198-456	.434	56-159	.352	87-118	.737	89	143	232	6.6	78	0	65	73	24	46	539	15.4		
JOHNSON	36-36	1077-29.9	186-346	.538	1-2	.500	138-217	.636	132	223	355	9.9	87	2	39	85	41	49	511	14.2		
SIMMONS	36-22	901-25.0	143-381	.375	51-164	.311	61-83	.735	22	59	81	2.3	47	0	47	72	12	30	398	11.1		
BAUGH	35-19	749-21.4	105-182	.577	1-3	.333	51-72	.708	83	151	234	6.7	71	0	43	68	30	23	262	7.5		
MASSENGALE	33-24	936-28.4	77-199	.387	25-75	.333	66-85	.776	13	64	77	2.3	61	1	162	76	2	45	245	7.4		
SPANI	27-15	562-20.8	61-164	.372	34-85	.400	23-30	.767	25	44	69	2.6	21	0	34	39	6	11	179	6.6		
BURDICK	36-3	485-13.5	63-136	.463	4-12	.333	35-46	.761	33	68	101	2.8	45	0	34	40	21	10	165	4.6		
MANNING	36-18	588-16.3	58-140	.414	7-18	.389	17-25	.680	51	88	139	3.9	39	0	49	32	5	39	140	3.9		
HARRISON	31-0	259-8.4	33-90	.367	0-1	.000	36-58	.621	38	45	83	2.7	40	1	3	23	17	7	102	3.3		
WILLIAMS	22-0	248-11.3	26-63	.413	0-7	.000	10-11	.909	22	17	39	1.8	18	0	29	13	9	11	62	2.8		
BASS	30-9	321-10.7	18-57	.316	13-42	.310	12-14	.857	3	15	18	0.6	13	0	20	20	0	16	61	2.0		
TEAM									77	62	139	3.9	0		4			0				
TOTAL	36		968-2214	.437	192-568	.338	536-759	.706	588	979	1567	43.5	520	4	525	545	167	287	2664	74.0		
OPPONENTS	36		814-2201	.370	178-649	.274	359-516	.696	485	772	1257	34.9	635	-	420	566	118	233	2165	60.1		

2011-12 SEC STATISTICS (16 GAMES)

Player	GP-GS	Min-Avg	FG-FGA	Pct	TOTAL			3-PTS			REBOUNDS										Pts	Avg
					3FG-FGA	Pct	FT-FTA	Pct	Off	Def	Tot	Avg	PF	FO	A	TO	Blk	Stl				
STRICKLEN	15-14	477-31.8	89-198	.449	20-63	.317	39-55	.709	37	55	92	6.1	35	0	27	33	9	21	237	15.8		
JOHNSON	16-16	462-28.9	87-153	.569	0-0	.000	48-86	.558	46	109	155	9.7	39	2	19	39	27	25	222	13.9		
SIMMONS	16-14	421-26.3	65-167	.389	22-72	.306	31-39	.795	11	24	35	2.2	24	0	21	37	2	12	183	11.4		
MASSENGALE	16-15	504-31.5	39-107	.364	7-36	.194	38-49	.776	7	36	43	2.7	28	0	90	37	0	22	123	7.7		
BAUGH	16-3	284-17.8	39-65	.600	0-0	.000	24-32	.750	33	63	96	6.0	27	0	13	32	10	9	102	6.4		
BURDICK	16-3	242-15.1	36-71	.507	2-6	.333	18-23	.783	18	38	56	3.5	21	0	15	21	10	3	92	5.8		
SPANI	9-5	184-20.4	14-48	.292	7-21	.333	12-15	.800	10	11	21	2.3	5	0	8	14	2	6	47	5.2		
WILLIAMS	13-0	168-12.9	21-48	.438	0-4	.000	8-9	.889	17	8	25	1.9	10	0	17	9	6	8	50	3.8		
MANNING	16-8	239-14.9	23-54	.426	2-5	.400	10-15	.667	21	33	54	3.4	18	0	25	14	2	14	58	3.6		
HARRISON	13-0	83-6.4	12-32	.375	0-0	.000	13-25	.520	12	13	25	1.9	16	0	0	11	3	2	37	2.8		
BASS	14-2	161-11.5	5-19	.263	4-15	.267	3-4	.750	1	6	7	0.5	6	0	11	4	0	10	17	1.2		
TEAM									32	33	65	4.1	0		1			0				
TOTAL	16		430-962	.447	64-222	.288	244-352	.693	245	429	674	42.1	229	2	246	252	71	132	1168	73.0		
OPPONENTS	16		348-946	.368	78-281	.278	154-239	.644	211	336	547	34.2	302	-	176	281	55	105	928	58.0		

2011-12 NCAA STATISTICS (4 GAMES)

Player	GP-GS	Min-Avg	FG-FGA	Pct	TOTAL			3-PTS			REBOUNDS										Pts	Avg
					3FG-FGA	Pct	FT-FTA	Pct	Off	Def	Tot	Avg	PF	FO	A	TO	Blk	Stl				
STRICKLEN	4-4	138-34.5	22-64	.344	6-23	.261	12-17	.706	14	21	35	8.8	5	0	1	5	5	5	62	15.5		
SIMMONS	4-0	97-24.3	22-53	.415	8-25	.320	8-9	.889	4	9	13	3.3	5	0	1	2	2	4	60	15.0		
JOHNSON	4-4	141-35.2	22-47	.468	0-1	.000	15-19	.789	26	28	54	13.5	8	0	5	12	1	6	59	14.8		
BAUGH	4-4	106-26.5	14-30	.467	0-2	.000	2-3	.667	6	23	29	7.3	7	0	7	6	1	3	30	7.5		
MASSENGALE	4-0	109-27.3	8-21	.381	4-9	.444	8-8	1.000	1	4	5	1.3	7	0	13	9	2	2	28	7.0		
HARRISON	2-0	17-8.5	2-5	.400	0-0	.000	1-4	.250	2	4	6	3.0	6	1	0	0	1	1	5	2.5		
MANNING	44	48-12.0	4-12	.333	1-5	.200	0-0	.000	2	4	6	1.5	1	0	1	4	2	4	9	2.3		
SPANI	4-0	42-10.5	2-11	.182	2-9	.222	2-2	1.000	3	4	7	1.8	2	0	4	2	0	1	8	2.0		
WILLIAMS	4-0	32-8.0	3-7	.429	0-1	.000	2-2	1.000	2	7	9	2.3	5	0	7	1	1	0	8	2.0		
BASS	4-4	39-9.8	2-11	.182	2-8	.250	0-0	.000	0	1	1	0.3	1	0	1	3	0	1	6	1.5		
BURDICK	4-0	31-7.8	1-10	.100	0-0	.000	0-0	.000	4	5	9	2.3	4	0	0	1	3	1	2	0.5		
TEAM									11	6	17	4.3	0		2			0				
TOTAL	4		102-271	.376	23-83	.277	50-64	.781	75	116	191	47.8	51	1	50	47	18	28	277	69.2		
OPPONENT	4		96-258	.372	19-66	.288	36-46	.783	50	99	149	37.2	54	-	49	44	18	22	247	61.8		

2011-12 GAME-BY-GAME RESULTS

RECORD:	OVERALL	HOME	AWAY	NEUTRAL
ALL GAMES	27-9	12-3	9-5	6-1
CONFERENCE	12-4	6-2	6-2	0-0
NON-CONFERENCE	15-5	6-1	3-3	6-1
NCAA	3-1	0-0	1-0	2-1

DATE	TIME	OPPONENT	W/L	SCORE	ATTEND	HIGH POINTS	HIGH REBOUNDS
11/13/11	4:05 p.m.	PEPPERDINE	W	89-57	12147	(17)JOHNSON, Glory	(13)JOHNSON, Glory
11/15/11	6:03 p.m.	#7/7 MIAMI	W	92-76	12151	(20)SPANI, Taber	(9)JOHNSON, Glory
11/20/11	2:00 p.m.	at Virginia	L	64-69 (OT)	6450	(22)SPANI, Taber	(14)STRICKLEN, Shekinna
11/27/11	2:02 p.m.	#1/1 BAYLOR	L	67-76	16623	(25)STRICKLEN, Shekinna	(12)STRICKLEN, Shekinna
11/29/11	7:04 p.m.	MIDDLE TENN.	W	82-43	11861	(14)MASSENGALE, Ariel (14)BURDICK, Cierra	(10)BURDICK, Cierra
12/04/11	2:05 p.m.	#21/22 TEXAS	W	73-57	13465	(20)STRICKLEN, Shekinna	(11)BAUGH, Vicki
12/11/11	1:20 p.m.	&vs #20/21 DePaul	W	84-61	5486	(16)JOHNSON, Glory	(12)MANNING, Alicia
12/13/11	7 p.m.	at #11/11 Rutgers	W	67-61	6368	(22)STRICKLEN, Shekinna	(9)STRICKLEN, Shekinna
12/17/11	2:00 p.m.	at UCLA	W	85-64	2025	(18)SIMMONS, Meighan	(12)BAUGH, Vicki
12/20/11	7:00 pm	at #4/4 Stanford	L	80-97	7329	(27)STRICKLEN, Shekinna	(6)JOHNSON, Glory
12/28/11	7:00 p.m.	OLD DOMINION	W	90-37	15409	(16)JOHNSON, Glory	(15)MANNING, Alicia
01/01/12	2:05 p.m.CT	*at Auburn	W	73-52	4269	(20)SIMMONS, Meighan	(13)JOHNSON, Glory
01/03/12	7:05 p.m.	CHATTANOOGA	W	90-47	11754	(19)MASSENGALE, Ariel	(13)JOHNSON, Glory
01/05/12	7:05 p.m.	*#16/15 GEORGIA	W	80-51	13721	(22)JOHNSON, Glory	(13)JOHNSON, Glory
01/08/12	2:30 p.m.CT	*at Arkansas	W	69-38	5258	(19)STRICKLEN, Shekinna	(14)JOHNSON, Glory
01/12/12	7:05 pm	*at #9/8 KENTUCKY	L	60-61	7961	(17)JOHNSON, Glory	(9)BAUGH, Vicki
01/15/12	2:05 p.m.	*#25/24 VANDERBILT	W	87-64	17879	(20)STRICKLEN, Shekinna	(13)JOHNSON, Glory
01/19/12	7:05 p.m.	*LSU	W	65-56	13107	(19)SIMMONS, Meighan	(14)BAUGH, Vicki
01/23/12	7 p.m.	at #2/2 Notre Dame	L	44-72	9149	(13)SIMMONS, Meighan	(9)JOHNSON, Glory
01/26/12	8:00 p.m. CT	*at Alabama	W	86-56	2049	(14)STRICKLEN, Shekinna	(8)JOHNSON, Glory
01/29/12	5:00 PM ET	*at #17/15 Georgia	W	67-50	10523	(24)STRICKLEN, Shekinna	(8)BAUGH, Vicki (8)JOHNSON, Glory
02/02/12	7:05 p.m.	*S. CAROLINA	L	60-64	15021	(13)JOHNSON, Glory	(10)STRICKLEN, Shekinna
02/05/12	2:05 p.m.	*AUBURN	W	82-61	16361	(14)MASSENGALE, Ariel (14)JOHNSON, Glory	(11)JOHNSON, Glory
02/09/12	8:05 p.m. CT	*at #rv/25 Vanderbilt	L	79-93	12034	(20)SIMMONS, Meighan	(9)BURDICK, Cierra
02/13/12	7:03 p.m.	*#7/7 KENTUCKY	W	91-54	14807	(25)SIMMONS, Meighan	(7)BAUGH, Vicki (7)JOHNSON, Glory
02/16/12	8:05 p.m. CT	*at Mississippi State	W	57-41	1965	(22)STRICKLEN, Shekinna	(15)JOHNSON, Glory
02/19/12	1:05 p.m. CT	*at Ole Miss	W	66-56	2776	(13)JOHNSON, Glory	(8)JOHNSON, Glory
02/23/12	7:00 p.m.	*ARKANSAS	L	71-72 OT	13337	(17)STRICKLEN, Shekinna	(9)JOHNSON, Glory
02/26/12	3:30 p.m.	*FLORIDA	W	75-59	18563	(21)JOHNSON, Glory	(10)JOHNSON, Glory
03/02/12	2:30 PM CST	#vs VANDERBILT	W	68-57	8594	(18)STRICKLEN, Shekinna	(9)JOHNSON, Glory
03/03/12	5:30 pm CST	#vs #25/rv S. CAR.	W	74-58	11029	(23)JOHNSON, Glory	(10)JOHNSON, Glory (10)BAUGH, Vicki
03/04/12	5:00pm CST	#vs LSU	W	70-58	12441	(20)JOHNSON, Glory	(11)JOHNSON, Glory
03/17/12	3:10 pm CT	\$vs UT Martin	W	72-49	4161	(20)SIMMONS, Meighan	(12)JOHNSON, Glory
03/19/12	8:40 p.m. CT	\$at #rv/23 DePaul	W	63-48	2866	(17)STRICKLEN, Shekinna	(21)JOHNSON, Glory
03/24/12	11:04 AM	\$vs Kansas	W	84-73	7491	(22)SIMMONS, Meighan	(11)BAUGH, Vicki
03/26/12	6:00 PM	\$vs #1/1 BAYLOR	L	58-77	9068	(22)STRICKLEN, Shekinna	(14)JOHNSON, Glory

* = Conference game

& = Maggie Dixon Classic (New York, N.Y.)

= SEC Tournament (Nashville, Tenn.)

\$ = NCAA Tournament

ATTENDANCE SUMMARY	GAMES	TOTALS	AVG/GAME
HOME	15	216206	14414
AWAY	14	81022	5787
NEUTRAL	7	58270	8324
TOTAL	36	355498	9875

GENERAL

STAFF

PLAYERS

REVIEW

HISTORY

FACILITIES

NCAA

SEC

RECORDS

MEDIA INFO



BREAKING IT DOWN

2011-12 Lineup Combinations

▲ Tennessee utilized eight starting lineups for the 2011-12 season. During the 2010-11 season, Tennessee employed 11 different starting lineups.

Gms.	Rec.	Line-up (F-F-C-G-G)
1-2, 4-6	4-1	Johnson, Stricklen, Baugh, Massengale, Spani
3, 24-28	3-3	Spani, Stricklen, Johnson, Massengale, Simmons
7-10	3-1	Johnson, Stricklen, Baugh, Simmons, Spani
11-17, 19, 23	7-2	Manning, Stricklen, Johnson, Massengale, Simmons
18	1-0	Manning, Baugh, Johnson, Massengale, Simmons
20	1-0	Johnson, Burdick, Baugh, Massengale, Bass
21-22	1-1	Stricklen, Burdick, Johnson, Massengale, Simmons
29-36	7-1	Stricklen, Baugh, Johnson, Bass, Manning

UT's Win/Loss Differential

Wins: +53 (1), +43 (1), +39 (1), +37 (1), +32 (1), +31 (1), +30 (1), +29 (1), +23 (3), +21 (3), +17 (1), +16 (5), +15 (1), +12 (1), +11 (2), +10 (1), +9 (1), +6 (1)
 Losses: -1 (2), -4 (1), -5 (1), -9 (1), -14 (1), -17 (1), -19 (1), -28 (1)

Offensive Opportunities

Tennessee shooting from the field (all games):

60% FG: UCLA (.692)
50% FG: Vanderbilt2 (.590), Vanderbilt1 (.529), South Carolina2/Vanderbilt3/Arkansas (.500),
40% FG: ODU (.493), Pepperdine (.492), Stanford (.491), Georgia2 (.489), Miami (.478), Florida/DePaul (.475), UTC (.472), Auburn2 (.471), Vanderbilt2 (.459), Alabama/Arkansas (.451), MTSU (.448), Kansas (.439), Ole Miss (.436), Georgia1 (.424), LSU2 (.423), USC (.414), UVA (.407), UT Martin (.400)
30% FG: Miss. State (.387), Kentucky1 (.383), Rutgers (.382), LSU (.374), DePaul2 (.373), Texas (.368), Auburn1 (.323), Baylor2 (.303)
20% FG: Baylor1 (.293), Notre Dame (.279)

Dee --- Fense

Opponents shooting from the field (all games):

50% FG: Vanderbilt2 (.557), Stanford (.536), Notre Dame (.508), Arkansas (.500)
40% FG: Kansas (.470), Vanderbilt1 (.451), LSU2 (.438), Baylor2 (.419), Baylor1 (.417), Miami (.408), Rutgers & Virginia (.403), Alabama (.400)
30% FG: Auburn2 (.397), USC (.394), Florida (.379), Texas/Auburn1/Ole Miss (.373), UCLA (.368), South Carolina2/Georgia1 (.349), Vanderbilt3/Kentucky1 (.345), LSU (.344), Kentucky2 (.333), DePaul2 (.313), DePaul (.309), UTC (.304)
20% FG: UT Martin & Georgia2 (.288), Pepperdine (.284), ODU (.254), MTSU (.238), Miss. State (.232)
 10% FG: Arkansas (.182)

Leading at the Break (25)

Pepperdine, Baylor1, MTSU, Texas, vs. DePaul, at Rutgers, at UCLA, ODU, at Auburn1, UTC, Georgia1, at Arkansas1, Vanderbilt1, at Alabama, at Georgia2, Auburn2, Kentucky2, Miss State, Ole Miss, Florida, Vanderbilt3, South Carolina2, LSU2, UT Martin, DePaul2

Tied at the Break (3)

Miami, at Virginia, LSU

Trailing at the Break (8)

At Stanford (by 7 points), Kentucky (by 4 points), Notre Dame (by 10 points), South Carolina (by 1 point), at Vanderbilt (by 8 points), Arkansas (by 5 points), Kansas (by 5 points), Baylor2 (by 15 points)

2011-12 LADY VOL WEEK-BY-WEEK RANKINGS

WEEK	GAMES PLAYED	RECORD	AP/ESPN
Oct. 31	CARSON-NEWMAN (EXH)		3/3
Nov. 7	UNION (EXH), PEPPERDINE	1-0	3/3
Nov. 14	#7/7 MIAMI, at Virginia	2-1	3/3
Nov. 21	#1/1 BAYLOR	2-2	6/7
Nov. 28	NR/RV MIDDLE TENNESSEE, #21/22 TEXAS	4-2	8/8
Dec. 5	vs. #20/21 DePaul	5-2	7/8
Dec. 12	at #11 Rutgers, at UCLA	7-2	6/6
Dec. 19	at #4/4 Stanford	7-3	6/6
Dec. 26	OLD DOMINION, at Auburn	9-3	7/8
Jan. 2	UT-CHATTANOOGA, #16/15 GEORGIA, at Arkansas	12-3	6/7
Jan. 9	at #9/8 Kentucky, #25/24 VANDERBILT	13-4	6/7
Jan. 16	LSU	14-4	9/9
Jan. 23	at #2/2 Notre Dame, at Alabama, at #17/15 Georgia	16-5	7/9
Jan. 30	rv/rv SOUTH CAROLINA, AUBURN	17-6	8/8
Feb. 6	at #nr/25 Vanderbilt	17-7	11/11
Feb. 13	#7/7 KENTUCKY, at Mississippi State, at Ole Miss	20-7	13/10
Feb. 20	rv/rv ARKANSAS, FLORIDA	21-8	10/9
Feb. 27	SEC Tournament-- Vanderbilt, #25/rv South Carolina, LSU	24-8	13/10
Mar. 5	No games	24-8	9/7
Mar. 12	NCAA Tournament-- vs. UT Martin	25-8	9/7
Mar. 19	NCAA Tournament-- vs. #rv/23 DePaul, vs. Kansas	26-8	9/7
Mar. 26	NCAA Tournament-- vs. Kansas, vs. #1/1 Baylor	27-9	9/7

GAME 1

#3 UT vs. Pepperdine // Nov. 13, 2011

Pepperdine	FG	3PT	FT	REBS	PF	TP	A	To	Bl	St	Min
15 BARNETT, Skye f	2-3	0-0	3-4	2-3	0	7	0	3	0	1	13
20 McNORTON, Jade c	0-1	0	0	0-1	3	0	0	0	0	0	11
05 JACKSON, Jazmine g	6-14	0-0	5-11	2-3	5	17	2	2	0	1	34
23 MENTON, Katie g	2-10	0-5	2-3	1-1	2	6	1	1	0	1	26
01 MAYBERRY, Robie g	2-9	2-5	2-4	0-2	3	8	4	3	0	3	36
02 LANSBACH, Don	0-0	0-0	0-0	0-0	0	0	0	0	0	0	1
04 BAUGHN, Grace Leah	0-1	0-0	0-0	1-0	1	0	0	0	0	0	3
11 SHOUSHARI, Ea	0-1	0-1	0-0	0-0	0	0	0	0	0	0	9
12 PATRICK, Kelsey	0-6	0-2	0-0	1-0	2	0	0	0	0	0	9
22 COONEY-WILLIAMS,S.	2-8	0-5	0-0	2-2	4	2	4	2	1	0	16
24 SHEALY, T'Keyah	0-2	0-0	1-2	1-6	2	1	2	1	0	0	12
25 EMERSON, Tessa	3-3	0-0	1-1	1-0	5	7	0	2	0	0	9
TEAM				10-1							
Totals	19-67	4-20	15-27	14-20	34	25	57	10	16	0	200

TOTAL FG%	1st Half: 8-31 25.8%	2nd Half: 11-36 30.6%	Game: 28.4%
3-PT FG%	1st Half: 0-7 0.0%	2nd Half: 4-13 30.8%	Game: 20.0%
F Throw %	1st Half: 5-11 45.5%	2nd Half: 10-16 62.5%	Game: 55.6%

Tennessee	FG	3PT	FT	REBS	PF	TP	A	To	Bl	St	Min
25 JOHNSON, Glory f	7-11	0-0	3-3	5-8	13	3	17	0	2	0	27
40 STRICKLEN, S. f	5-13	3-4	0-2	1-5	6	4	13	2	1	0	27
21 BAUGH, Vicki c	3-3	0-0	2-2	4-3	4	8	3	2	3	2	19
05 MASSENGALE, A. g	1-3	0-1	0-0	0-3	2	2	5	1	0	2	20
13 SPANI, Taber g	4-11	3-5	0-1	1-3	4	11	5	3	2	2	27
01 BASS, Briana	2-2	2-2	4-4	0-0	2	10	0	2	0	0	12
10 SIMMONS, Meighan	4-9	2-4	3-4	0-3	3	13	1	2	1	0	20
11 BURDICK, Cierra	2-3	0-0	3-5	0-1	3	7	2	4	2	0	16
15 MANNING, Alicia	1-3	0-0	1-2	2-4	1	3	2	3	0	1	19
20 HARRISON, Isabelle	0-1	0-0	5-6	1-2	1	5	0	2	1	1	13
TEAM				12-3							
Totals	29-59	10-16	21-29	15-39	54	23	89	20	22	0	200

TOTAL FG%	1st Half: 11-26 42.3%	2nd Half: 18-33 54.5%	Game: 49.2%
3-PT FG%	1st Half: 2-6 33.3%	2nd Half: 8-10 80.0%	Game: 62.5%
F Throw %	1st Half: 12-19 66.7%	2nd Half: 9-11 81.8%	Game: 72.4%

Officials: Beverly Roberts, Brian Hall, Bruce Morris
Technical fouls: Pepperdine-None, Tennessee-None.
Attendance: 12,147

Points in the paint-PEP 24,UT 28. Points off turnovers-PEP 18,UT 16.
 2nd chance points-PEP 7,UT 7. Fast break points-PEP 2,UT 20.
 Bench points-PEP 19,UT 38. Score tied-0 times. Lead changed-0 times.
 Last FG-PEP 2nd-03:35, UT 2nd-01:35.
 Largest lead-PEP None, UT by 35 2nd-11:02.

Score by Periods	1st	2nd	Total
Pepperdine	21	36	57
Tennessee	36	53	89

KNOXVILLE -- It took over two minutes for the first shot to finally fall. Pepperdine never led, but kept within two baskets until an 8-0 run capped by Meighan Simmons' jumper with 10:32 left in the first half gave Tennessee a 20-9 lead.

Summitt played her entire bench in the first half, including freshmen Cierra Burdick and Isabelle Harrison, and the Tennessee reserves scored 20 points.

Glory Johnson led the Lady Vols with 17 points and 13 rebounds. Shekinna Stricklen and Simmons each had 13 points, Taber Spani contributed 11 points and Briana Bass had 10.

Pepperdine's tough defense came at a cost. The Waves had 14 personal fouls in the first half, though the Lady Vols were uncharacteristically sloppy at the charity stripe, making just two of six foul shots before halftime.

Still, it forced Rousseau to go deep into her bench, which was responsible for just four points in the first half and 19 total. Jazmine Jackson had 17 points for the Waves, who shot 28.4 percent to the Lady Vols' 49.2 percent shooting.

Tennessee outrebounded Pepperdine 54-34, but couldn't turn them into points. The Lady Vols gained control of the game with their 20 fast-break points and by sinking eight of their 10 3-point baskets in the second half.

Summitt gave a starting nod to point guard Ariel Massengale, making her just the 14th Lady Vol to start her very first career game. The coach was so convinced of Massengale's talent and frustrated by a lack of a bona fide point guard last season that she dubbed Massengale a starter back in March.

Massengale sat for more than 13 minutes in the first half after picking up two fouls and finished with just one field goal, but had five assists to just one turnover and came up with two steals and three rebounds in 20 minutes.

GAME 2

#3 UT vs. #7 Miami // Nov. 15, 2011

Miami	FG	3PT	FT	REBS	PF	TP	A	To	Bl	St	Min
32 STROMAN, Morgan f	3-4	0-0	5-5	2-1	3	11	0	1	0	1	18
34 BULLOCK, Sylvia f	0-0	0-0	0-0	0-1	3	0	0	1	0	0	14
01 WILLIAMS, Riquana g	8-28	3-12	5-5	1-3	4	24	6	3	0	1	33
03 YDERSTORM, Stefanie g	2-6	2-5	0-0	0-2	2	14	6	6	0	0	20
42 JOHNSON, Shenise g	8-19	1-5	0-0	6-3	9	17	3	4	0	2	38
10 WOODS, Michelle	0-0	0-0	0-0	1-0	1	0	0	2	0	1	6
12 SAUNDERS, Krystal	1-3	0-1	0-0	1-0	1	0	0	0	0	0	3
23 WILLIAMS, Shanell	0-0	0-0	0-0	1-1	0	0	0	0	0	0	3
23 MCGUIRE, Surya	1-1	0-0	2-3	0-0	0	4	0	0	0	0	12
43 WILSON, Shawnee	2-5	0-0	0-1	4-7	1	0	4	1	1	0	27
50 BROWN, Maria	4-5	0-0	0-0	1-2	3	8	0	3	0	0	17
TEAM				3-9							
Totals	29-71	6-23	12-14	19-26	45	21	76	12	21	0	720

TOTAL FG%	1st Half: 15-37 40.5%	2nd Half: 14-34 41.2%	Game: 40.8%
3-PT FG%	1st Half: 6-14 42.9%	2nd Half: 0-9 0.0%	Game: 26.1%
F Throw %	1st Half: 6-6 100%	2nd Half: 6-8 75.0%	Game: 85.7%

Tennessee	FG	3PT	FT	REBS	PF	TP	A	To	Bl	St	Min
25 JOHNSON, Glory f	7-10	0-0	2-5	5-4	9	4	16	0	0	1	27
40 STRICKLEN, S. f	6-13	2-4	1-1	2-5	7	15	1	0	0	1	30
21 BAUGH, Vicki c	3-4	0-0	0-0	1-3	4	6	3	3	0	0	19
05 MASSENGALE, A. g	3-11	2-4	3-3	1-3	4	11	9	5	0	1	31
13 SPANI, Taber g	7-14	4-8	2-3	1-4	5	20	3	2	0	1	39
10 SIMMONS, Meighan	5-11	3-5	5-6	0-4	4	18	3	2	0	1	36
11 BURDICK, Cierra	0-0	0-0	0-0	0-0	0	0	0	0	0	0	2
15 MANNING, Alicia	1-2	0-0	0-0	0-0	0	1	2	0	0	0	7
20 HARRISON, Isabelle	1-4	0-1	2-2	1-1	2	0	4	0	1	1	9
TEAM				2-3							
Totals	33-69	11-22	15-20	13-25	38	15	92	13	2	6	200

TOTAL FG%	1st Half: 16-36 44.4%	2nd Half: 17-33 51.5%	Game: 47.8%
3-PT FG%	1st Half: 7-13 53.8%	2nd Half: 4-9 44.4%	Game: 50.0%
F Throw %	1st Half: 3-4 75.0%	2nd Half: 12-16 75.0%	Game: 75.0%

Officials: Tina Napier, Bryan Enterline, Felicia Grinter
Technical fouls: Miami-None, Tennessee-None.
Attendance: 12,151

Points in the paint-UM 30,UT 34. Points off turnovers-UM 13,UT 23.
 2nd chance points-UM 15,UT 12. Fast break points-UM 13,UT 19.
 Bench points-UM 18,UT 24. Score tied-2 times. Lead changed-4 times.
 Last FG-UM 2nd-00:22, UT 2nd-00:32.
 Largest lead-UM by 6 1st-18:08, UT by 19 2nd-00:32.

Score by Periods	1st	2nd	Total
Miami	42	34	76
Tennessee	42	50	92

KNOXVILLE - Junior Taber Spani hit a game-high four three-pointers, but none bigger than the one she drained from the top of the key as the shot clock expired with 6:36 remaining in the game.

The swish ignited an 11-0 Tennessee run and ultimately helped lift the No. 3 Tennessee women's basketball team (2-0) to a 92-76 victory over No. 7 Miami (1-1) on Tuesday evening at Thompson-Boling Arena.

The pair of top ten teams were tied, 42-42, at halftime before Tennessee scored the second half's first nine points and 18 of the first 22 to take a 60-46 lead.

But the Hurricanes came storming back, eventually getting as close as 73-68. That's when Spani saved her best for her last shot.

After her three-pointer, the Lady Vols forced a shot clock violation on the other end, and freshman Isabelle Harrison scored her first points of the evening off of an offensive rebound.

Tennessee went on to score 19 of the game's final 27 points to notch its second win in as many tries this season.

After Miami's Riquana Williams went off for 17 first-half points, UT limited her to just seven in the second. Although she finished with a game-high 24 points, the Lady Vols made her use 28 shot attempts to get there.

Tennessee had five players in double-figures. Joining Spani were Meighan Simmons (18), Johnson (16), Shekinna Stricklen (15) and Ariel Massengale (11). Johnson also chipped in a team-high nine rebounds, while Massengale led the game with the second-highest assist total by a UT freshman all-time with nine.

In the first half, it was the Hurricanes that got off to a strong start. After Baugh scored the game's opening bucket on a layup, Miami went on a 10-2 run for its largest lead of the contest, 10-4.

The Hurricanes made four of their first six three-point attempts, and led until a try from Simmons put the Lady Vols back ahead, 18-16, with 13:41 left in the first half.

After UM's Stefanie Yderstorm responded with a three-pointer of her own complemented by a Krystal Saunders layup, the Lady Vols scored eight consecutive points to take a 26-21 lead with 10:21 left in the first half and would not trail again.

UT matched its biggest lead of the first 20 minutes, 38-31, on a jumper from Spani, who led the team with 13 first-half points. UM closed the first half with an 11-4 run to tie the score, 42-42.

GENERAL

STAFF

PLAYERS

REVIEW

HISTORY

FACILITIES

NCAA

SEC

RECORDS

MEDIA INFO



GAME 3

#3 UT at Virginia // Nov. 20, 2011

Tennessee	FG	3PT	FT	REBS	PF	TP	A	To	Bl	St	Min	
25 JOHNSON, Glory f	5-6	0-0	5-13	4-15	4	15	3	1	2	1	39	
40 STRICKLEN, S. f	7-15	0-6	2-3	6-8-14	3	16	1	4	1	2	43	
05 MASSENGALE, A. g	1-6	0-2	0-0	1-3-4	5	2	7	7	0	4	34	
10 SIMMONS, Meighan g	1-7	1-5	0-0	0-1-1	2	3	0	4	1	0	21	
13 SPANI, Taber g	8-17	4-10	2-2	1-2-3	2	22	0	2	1	0	42	
01 BASS, Briana	0-1	0-1	0-0	0-0-0	0	0	0	2	0	0	7	
11 BURDICK, Cierra	0-2	0-0	0-0	0-1-1	1	0	1	1	0	0	10	
15 MANNING, Alicia	0-1	0-0	0-0	0-3-3	0	0	1	0	0	1	10	
20 HARRISON, Isabelle	2-4	0-0	2-3	3-4-7	2	6	0	3	2	0	19	
TEAM				3-5-6								
Totals	24-59	5-24	11-21	18-26-44	19	64	13	24	7	8	225	

TOTAL FG%	1st Half: 9-24 37.5%	2nd Half: 13-29 44.8%	Game: 40.7%
3-PL FG%	1st Half: 3-9 33.3%	2nd Half: 0-10 0.0%	Game: 20.8%
F Throw %	1st Half: 8-15 53.3%	2nd Half: 3-6 50.0%	Game: 52.4%

Virginia	FG	3PT	FT	REBS	PF	TP	A	To	Bl	St	Min	
50 SHINE, Chelsea f	7-15	0-1	4-6	3-6-9	0	18	2	0	1	0	45	
04 EGWU, Simone c	0-2	0-0	0-0	1-1-2	2	0	0	4	0	1	15	
01 CROSBY, China g	3-8	1-3	6-7	1-4-5	2	13	4	4	0	2	39	
15 MOORER, Ariana g	3-16	0-4	4-6	3-7-10	2	10	2	3	1	3	40-	
23 FRANKLIN, Ataira g	5-10	0-2	2-3	3-1-4	3	12	2	2	0	2	28	
14 GERSON, Lexie	4-6	2-2	0-0	0-3-3	4	10	1	1	0	5	35	
21 PITTS, Jazmin	2-3	0-0	0-0	0-1-1	5	4	0	1	0	0	10	
30 MCCALL, Teia	1-2	0-0	0-0	0-0-0	1	2	1	0	0	0	13	
TEAM				2-4								
Totals	25-62	3-12	16-22	13-25-38	19	69	12	15	2	13	225	

TOTAL FG%	1st Half: 11-34 32.4%	2nd Half: 12-23 52.2%	Game: 40.3%
3-PL FG%	1st Half: 3-7 42.9%	2nd Half: 0-4 0.0%	Game: 25.0%
F Throw %	1st Half: 4-5 80.0%	2nd Half: 5-7 71.4%	Game: 72.7%

Officials: Joe Cunningham, Lawson Newton, Jennifer Rezac
Technical fouls: Tennessee-None. Virginia-None.
Attendance: 6,450

Points in the paint-UT 32VA 32. Points off turnovers-BU 14,UT 10.
 2nd chance points-UT 19VA 16. Fast break points-UT 4,VA 4.
 Bench points-UT 6VA 16. Score tied-6 times. Lead changed-7 times.
 Last FG-UT 07-00:04, VA 07-02:14.
 Largest lead-UT by 6 1st-11:14, VA by 9 2nd-13:47.

Score by Periods	1st	2nd	OT	Total
Tennessee	29	29	6	64
Virginia	29	29	11	69

CHARLOTTEVILLE, Va. - Chelsea Shine scored 18 points, including a key basket in overtime, and Virginia stunned turnover-prone No. 3 Tennessee 69-64.

The Cavaliers (4-0) came into the game allowing just over 42 points a game under first-year coach Joanne Boyle and dictated the pace against a Lady Vols team averaging 90.5 points.

Taber Spani led the Lady Vols (2-1) with 22 points, including a 3-pointer 59 seconds into overtime that gave UT a 61-58 lead, but the Cavaliers scored the next 11 points, John Paul Jones Arena crowd getting louder with each basket.

China Crosby had 13 points and Ataira Franklin 12 for Virginia, which beat Tennessee for just the third time in 16 games. Lexie Gerson and Ariana Moorer each scored 10. Shekina Stricklen had 16 and Glory Johnson 15 for UT.

In the overtime, after Spani's 3-pointer, Moorer hit a pair of free throws, and then a foul-line jumper, one of only three baskets she made in 16 tries. Shine followed a turnover the Tennessee with a short baseline jumper, and Crosby hit 3 of 4 free throws to make it 67-61.

The Lady Vols never had an answer, and each time they failed to score and Virginia came away with the ball, the crowd of 6,450 at John Paul Jones Arena got louder and more excited.

Stricklen had a chance to give the Lady Vols the lead near the end of regulation when she was fouled while scoring, but she missed the free throw, one of 10 misses in 21 tries for Tennessee. The Lady Vols also had 24 turnovers that the Cavaliers turned into 27 points.

Crosby broke a 56-all tie with 36.6 seconds to go in regulation, hitting a desperate shot from the baseline with the shot clock running down. After a timeout, Spani calmly swished a 12-footer from the left baseline with 22.8 seconds to go, pulling Tennessee even again.

Moorer's last chance drive in regulation was cleanly blocked just before the buzzer. The Cavaliers tightened their defense and Tennessee continued to be sloppy early in the second half as Virginia opened the half on a 14-6 run. The Cavaliers led by as many as nine and by 47-40 when the Lady Vols began asserting themselves on the offensive glass and rallied.

Tennessee scored eight straight points, taking its first lead since the first half, but Shine scored inside and Crosby's three-point play boosted the Cavaliers' edge back to 52-48.

The Lady Vols pulled even three times, but only led once thereafter.

GAME 4

#6/7 UT vs. #1 Baylor // Nov. 27, 2011

Baylor	FG	3PT	FT	REBS	PF	TP	A	To	Bl	St	Min	
10 WILLIAMS, Destiny f	1-5	0-0	0-0	1-5-6	2	2	0	1	0	1	30	
42 GRINER, Brittney c	11-19	0-0	4-4	2-4-6	1	26	0	2	7	0	40-	
00 SIMS, Odyssey g	4-15	1-6	14-15	3-5-8	1	23	9	3	0	2	36	
01 HAYDEN, Kimetra g	2-6	2-4	2-2	0-1-1	1	8	2	2	0	0	25	
03 MADDEN, Jordan g	4-7	1-3	2-3	0-7-7	1	11	3	1	3	2	38	
20 CONDREY, Terran	2-4	0-2	0-0	0-4-4	0	4	1	0	0	0	18	
32 POPE, Brooklyn	1-4	0-0	0-0	1-4-5	2	2	2	0	0	0	13	
TEAM				2-3-5								
Totals	25-60	4-15	22-24	9-33-42	10	76	17	9	10	5	200	

TOTAL FG%	1st Half: 10-29 34.5%	2nd Half: 15-31 48.4%	Game: 41.7%
3-PL FG%	1st Half: 1-6 16.7%	2nd Half: 3-9 33.3%	Game: 26.7%
F Throw %	1st Half: 10-11 90.9%	2nd Half: 12-13 92.3%	Game: 91.7%

Tennessee	FG	3PT	FT	REBS	PF	TP	A	To	Bl	St	Min	
25 JOHNSON, Glory f	3-8	0-0	3-4	5-6-11	3	9	2	2	2	1	28	
40 STRICKLEN, S. f	9-22	4-9	3-4	6-6-12	4	25	1	4	2	0	39	
21 BAUGH, Vicki c	6-11	1-1	4-4	3-7-10	2	17	3	1	1	1	32	
05 MASSENGALE, A. g	1-10	1-6	1-2	0-1-1	4	4	4	4	1	0	31	
13 SPANI, Taber g	4-12	2-5	0-1	0-2-2	3	10	0	1	0	0	31	
10 SIMMONS, Meighan	1-2	0-3	0-0	2-1-3	1	2	3	1	0	2	16	
11 BURDICK, Cierra	0-0	0-0	0-0	0-0-0	0	0	0	0	0	0	3	
15 MANNING, Alicia	0-1	0-0	0-0	0-1-1	1	0	1	0	0	1	4	
20 HARRISON, Isabelle	0-6	0-0	0-0	4-3-7	2	0	1	1	0	0	16	
TEAM				8-19								
Totals	24-82	8-24	11-15	28-28-56	20	67	15	11	5	5	200	

TOTAL FG%	1st Half: 11-44 25.0%	2nd Half: 13-38 34.2%	Game: 29.3%
3-PL FG%	1st Half: 4-9 44.4%	2nd Half: 4-15 26.7%	Game: 33.3%
F Throw %	1st Half: 7-8 87.5%	2nd Half: 4-7 57.1%	Game: 73.3%

Officials: Lisa Mattingly, Cameron Inouye, Amy Bonner
Technical fouls: Baylor-None. Tennessee-None.
Attendance: 16,623

Points in the paint-BU 28,UT 16. Points off turnovers-BU 14,UT 10.
 2nd chance points-BU 7,UT 28. Fast break points-BU 6,UT 4.
 Bench points-BU 6,UT 2. Score tied-3 times. Lead changed-7 times.
 Last FG-BU 2nd-01:32, UT 2nd-00:22.
 Largest lead-BU by 9 2nd-00:28, UT by 8 2nd-17:39.

Score by Periods	1st	2nd	Total
Baylor	31	45	76
Tennessee	33	34	67

KNOXVILLE - The No. 6 Lady Vols led for much of the second half, but No. 1 Baylor took the lead late in the second half and went on to a 76-67 win before an electric crowd at Thompson-Boling Arena. The contest was the first "WE BACK PAT" game as the Pat Summit Foundation was launched at halftime and \$150,000 was presented to the Alzheimer's Tennessee and UT Medical Center with money raised from sales of "WE BACK PAT" shirts.

Baylor All-American Brittney Griner scored 17 of her game-high 26 in the second half to lead the Bears' comeback as they moved to 6-0. UT's All-American Shekina Stricklen led the Lady Vols with 25 points and 12 rebounds. Vicki Baugh also had 17 points and 10 rebounds.

With the loss, the Lady Vols' 38-game home win streak ended, as Tennessee fell to 2-2 overall. The last time UT started a season 2-2 was the 1990-91 season. That year, Tennessee went on to win its third NCAA title with a 30-5 record.

Odyssey Sims (23 points) knocked down a 3-pointer with 7:20 left in regulation to give Baylor the lead it would never relinquish, 56-53. Glory Johnson (9 points, 11 rebounds) swooped in for a layup with 6:40 left to bring UT back within one at 56-55, but that was as close as it would be the rest of the way.

Johnson made a pair of free throws with 2:02 left to bring UT back within four at 65-61. Griner answered with another lay-in with just two seconds left on the shot clock to give the Bears a 67-61 lead with 1:32 left in the game.

Baugh (17 points, 11 rebounds) and Stricklen both bombed 3-pointers in the final 44 seconds, but it wasn't enough as the Bears dropped UT to 2-2.

The Lady Vols grabbed 55 rebounds, outbounding the Bears, 55-42, their most since the NCAA First Round win over Stetson last season, when they had 63. Taber Spani's lay-up with 8:50 left, gave the Lady Vols a 53-50. Spani missed the ensuing free throw as part of an and-one as Baylor quickly answered. Griner converted a 3-point play seconds later to tie the game at 53 all.

Baylor answered with a 7-0 run to come back within one point at 39-38 before Baugh layed one home for a 41-38 UT edge with 16 minutes left in the game. Baylor took a short-lived lead at 42-41 on a Griner lay-up with 15 minutes left in the second half. Spani regained the edge with a layup just 16 seconds later.

The Lady Vols had a 17-2 run bridging the halves to build a lead of 39-31 with 17:39 left in the second half. Stricklen scored on a putback forcing Baylor to call timeout as UT took a seven-point lead (38-31) just 1:27 into the second half. Stricklen had eight of UT's points in the spurt as the Lady Vols bounced back from a 29-22 deficit with four minutes left in the first half.

GAME 5

#8 UT vs. Middle Tennessee // Nov. 29, 2011

Middle Tennessee	FG	3PT	FT	REBS	PF	TP	A	TO	Bl	St	Min	
13 ELIE,Icelyn	f	1-7	0-0	4-4	4-15	3	6	0	2	0	1	22
21 ROWE,Ebony	f	5-8	0-0	0-3	5-3-8	2	10	0	3	0	1	39
05 CASON,Shanice	g	1-9	0-3	2-2	1-4-5	5	4	5	0	4	35	
24 JONES,Kortni	g	6-25	3-14	1-2	1-4-5	2	16	1	7	0	1	38
52 LEONARD,Laken	g	1-4	1-4	0-0	0-0-0	2	3	0	0	0	20	
01 BRINKLEY,Janay	g	0-1	0-1	0-0	0-1-1	2	0	0	2	0	1	8
11 AJANAKU,Janila	g	0-2	0-0	0-0	0-0-0	0	0	0	0	0	3	
14 RAYNOR,Dymon	g	0-0	0-0	0-0	0-0-0	1	0	0	0	0	1	
23 MARCH,Lauren	g	1-6	0-3	0-0	2-2-4	1	2	0	1	1	15	
34 MYERS,Stephanie	g	0-0	0-0	0-0	0-0-0	0	0	0	0	0	1	
42 STEWARD,KeKe	g	0-1	0-0	2-2	0-0-0	4	2	0	2	1	13	
44 MCFADDEN,Molly	g	0-0	0-0	0-0	1-0-1	2	0	0	0	0	5	
TEAM				1-1								
Totals		15-63	4-25	9-13	15-30	24	43	5	22	2	9	200

TOTAL FG%	1st Half: 8-28 28.6%	2nd Half: 7-35 20.0%	Game: 23.8%
3-PL FG%	1st Half: 2-12 16.7%	2nd Half: 2-13 15.4%	ame: 16.0%
F Throw %	1st Half: 6-6 100%	2nd Half: 3-7 42.9%	Game: 69.2%

Tennessee	FG	3PT	FT	REBS	PF	TP	A	TO	Bl	St	Min	
25 JOHNSON, Glory	f	2-3	0-0	5-6	3-6-9	2	9	2	2	1	3	25
40 STRICKLEN, S.	f	5-7	2-2	0-0	2-3-5	1	12	0	2	2	2	21
21 BAUGH, Vicki	c	0-2	0-0	2-2	2-1-3	4	2	0	4	0	8	
05 MASSENGALE, A.	g	6-9	1-3	1-1	2-2-4	0	14	5	0	0	2	23
13 SPANI, Taber	g	2-4	2-3	2-2	0-4-4	1	8	2	2	0	1	18
01 BASS, Briana	g	1-4	0-3	2-2	0-2-2	0	4	3	3	0	1	16
10 SIMMONS, Meighan	g	0-7	0-2	5-7	0-1-1	1	5	2	2	0	2	21
11 BURDICK, Cierra	g	5-6	1-1	3-4	2-8-10	2	14	0	2	3	0	26
15 MANNING, Alicia	g	3-8	0-0	1-1	2-3-5	2	7	1	2	1	3	23
20 HARRISON, Isabelle	g	2-8	0-0	3-4	4-5-9	2	7	0	2	1	1	19
TEAM				1-0-1								
Totals		26-58	6-14	24-29	18-35-53	15	82	15	21	8	15	199

TOTAL FG%	1st Half: 16-27 59.3%	2nd Half: 10-31 32.3%	Game: 44.8%
3-PL FG%	1st Half: 6-9 66.7%	2nd Half: 0-5 0.0%	Game: 42.9%
F Throw %	1st Half: 10-10 100%	2nd Half: 14-19 73.7%	Game: 82.8%

Officials: Mark Zentz, Jesse Dickerson, Charlie Hust
Technical fouls: Middle Tennessee-Brinkley,Janay. Tennessee-Baugh, Vicki; Harrison, Isabelle.
Attendance: 11,861

Points in the paint-MT 18,UT 28. Points off turnovers-MT 11,UT 18.
 2nd chance points-MT 12,UT 18. Fast break points-MT 0,UT 10.
 Bench points-MT 4,UT 37. Score tied-1 time. Lead changed-1 time.
 Last FG-MT 2nd-01:36, UT 2nd-01:26.
 Largest lead-MT by 3 1st-17:46, UT by 39 2nd-00:45.

Score by Periods	1st	2nd	Total
Middle Tennessee	24	19	43
Tennessee	48	34	82

KNOXVILLE - A pair of freshmen, Cierra Burdick and Ariel Massengale, each scored a career-high 14 points and keyed a pair of first-half runs as the No. 8 Tennessee women's basketball team defeated in-state rival Middle Tennessee, 82-43, Tuesday evening at Thompson-Boling Arena.

Massengale logged just 23 minutes, but led the Lady Vols in both scoring for the first time in her career, tying Burdick. Massengale has led Tennessee (3-2) in assists in all five games to open her collegiate career, and had zero turnovers for the first time Tuesday night.

Massengale, and UT's other four starters, had a light night after controlling the action throughout the game's entirety. Johnson played a starter-high 25 minutes and tallied nine points and nine rebounds.

Despite the Lady Vols' largest win this season of 39 points, UT matched its least amount of double-figure scorers this season with two. Senior preseason All-American Shekinna Stricklen also chipped in 12 points.

Over the first 10 minutes of the second half, Tennessee extended its 48-24 half-time lead to a 62-30 margin and the Lady Vols never looked back.

UT limited the Blue Raiders (4-3) to 19 points in the second half. Middle Tennessee was led by a game-high 16 points from Kortni Jones. Ebony Rowe also had 10 points for MTSU.

In the first half, Middle Tennessee jumped out to a 5-2 lead before the Lady Vols scored 20 of the game's next 22 points to take a 22-7 lead at the 11:47 mark, setting the tone for the rest of the game.

During that stretch, Massengale played a role in 14 of UT's 20 points, contributing nine points and assisting on a pair of baskets. The freshman standout also had one of her two steals in the run. She had already matched her career high with 11 points by halftime.

The Blue Raiders responded with an 11-5 run to bring their deficit back within single digits at 27-18 with 7:08 left.

UT reinforced its dominance, scoring 21 of the opening stanza's final 27 points, to take a 48-24 halftime lead. Burdick scored all seven of her first-half points in the run as the Lady Vols' 24-point advantage at intermission was their largest of the season.

GAME 6

#8 UT vs. #21/22 Texas // Dec. 4, 2011

Texas	FG	3PT	FT	REBS	PF	TP	A	TO	Bl	St	Min	
22 GAYLE, Ashley	f	2-3	0-0	0-0	1-5-6	4	4	0	6	6	0	34
45 REED, Cokie	c	2-9	0-0	0-0	3-2-5	3	4	0	2	0	0	20
12 ANDERSON, Y.	g	1-9	0-2	0-0	2-2-4	1	2	9	2	0	0	34
24 FUSSELL, Chassidy	g	5-12	1-6	3-3	1-2-3	2	14	1	2	0	1	36
33 FONTENETTE, A.	g	8-19	4-6	2-4	1-6-7	0	22	3	2	0	3	33
03 ENEMKPALI, Nneka	1-1	0-0	0-0	0-3-3	3	2	0	2	0	2	0	14
11 BASS, Chelsea	2-3	2-3	1-1	0-0-0	1	7	0	0	0	0	11	
21 PEOPLES, Cassie	0-1	0-1	0-0	0-1-0	0	0	2	0	0	0	6	
25 MAJOR, Ronisha	0-0	0-0	0-2	1-0-1	0	0	0	1	0	0	2	
44 HARTUNG, Anne Marie	1-2	0-0	0-0	0-2-2	2	2	0	1	0	0	10	
TEAM				2-4-6								
Totals		22-59	7-18	6-10	11-27-38	16	57	15	16	8	4	200

TOTAL FG%	1st Half: 11-32 34.4%	2nd Half: 11-27 40.7%	Game: 37.3%
3-PL FG%	1st Half: 6-13 46.2%	2nd Half: 1-5 20.0%	Game: 38.9%
F Throw %	1st Half: 4-5 80.0%	2nd Half: 2-5 40.0%	Game: 60.0%

Tennessee	FG	3PT	FT	REBS	PF	TP	A	TO	Bl	St	Min	
25 JOHNSON, Glory	f	3-9	0-0	5-6	2-8-10	3	11	1	3	0	0	27
40 STRICKLEN, S.	f	6-14	5-9	3-4	3-5-8	0	20	3	2	0	3	37
21 BAUGH, Vicki	c	8-10	0-0	1-2	5-6-11	0	17	2	2	0	1	35
05 MASSENGALE, A.	g	4-10	2-3	0-2	0-3-3	2	10	5	1	0	2	27
13 SPANI, Taber	g	1-4	1-2	1-2	3-2-5	1	4	1	1	1	0	26
01 BASS, Briana	g	0-0	0-0	0-0	0-0-0	0	0	0	0	0	0	2
10 SIMMONS, Meighan	3-11	5-7	1-2	0-1-1	1	10	1	0	1	2	18	
11 BURDICK, Cierra	0-6	0-0	0-0	0-3-2	2	0	3	0	0	0	11	
15 MANNING, Alicia	0-0	0-0	0-0	0-0-0	0	0	0	0	0	1	3	
20 HARRISON, Isabelle	0-4	0-0	1-2	3-1-4	3	1	0	0	2	0	14	
TEAM				4-0-4								
Totals		25-68	11-21	12-20	20-29-49	14	73	16	9	4	9	200

TOTAL FG%	1st Half: 15-38 39.5%	2nd Half: 10-30 33.3%	Game: 36.8%
3-PL FG%	1st Half: 7-13 53.8%	2nd Half: 4-8 50.0%	Game: 52.4%
F Throw %	1st Half: 4-8 50.0%	2nd Half: 8-12 66.7%	Game: 60.0%

Officials: Dee Kantner, Denise Brooks, Laura Morris
Technical fouls: Texas-None. Tennessee-None.
Attendance: 13,465

Points in the paint-UTEXAS 24,UT 24. Points off turnovers-UTEXAS 9,UT 21.
 2nd chance points-UTEXAS 7,UT 17. Fast break points-UTEXAS 8,UT 8.
 Bench points-UTEXAS 11,UT 11. Score tied-2 times. Lead changed-5 times.
 Last FG-UTEXAS 2nd-01:08, UT 2nd-02:16.
 Largest lead-UTEXAS by 4 1st-18:43, UT by 18 2nd-02:02.

Score by Periods	1st	2nd	Total
Texas	32	25	57
Tennessee	41	32	73

KNOXVILLE - Clutch three-point shooting and powerful rebounding lifted #8 Tennessee to a 73-57 victory over #21/22 Texas on Sunday afternoon.

From three-point range Tennessee shot 52.4 percent, making 11-of-21 while being led by Shekinna Stricklen (20 points) and Meighan Simmons (10 points), who combined to make 8-of-16 from behind the arc. Stricklen was a career-high 5-of-9 from three-point range.

The Lady Vols (4-2) outrebounded the Longhorns (5-2), 49-38, led by Vicki Baugh's 11 boards.

Baugh (17 points) and Glory Johnson (11 points and 10 rebounds) both posted double-doubles. Ariel Massengale also scored in double-figures with 10 points while handling out five assists.

The Longhorns were led by Ashleigh Fontenette and Chassidy Fussell, who tallied 22 and 14 points, respectively.

Stricklen's fifth three-pointer of the game was the final dagger as it put Tennessee up 64-53 with 6:15 to play as a trey as the shot clock was winding down.

The Lady Vols held Texas scoreless for 6:20 late in the game as the Lady Vols went on a 10-0 run while forcing the Longhorns into five turnovers during the spurt. Texas ended the drought on Fontenette's jumper with 2:40 left in the game, as the Longhorns had fallen behind by 16.

Down by as many as 14 early in the second, the Longhorns cut the deficit to six at 59-53 on a three-pointer by Chelsea Bass with 8:50 left in the second half. That would be Texas' final points for more than six minutes. The Lady Vols answered as Johnson scored on a lay-up to start a run of 10 consecutive points. Tennessee forced Texas into a 30-second shot clock violation with 6:41 left in regulation with furious defensive pressure.

The Lady Vols picked up their shooting early in the second half and began to pull away, taking a 52-38 lead on a Baugh lay-up with 15:31 left in the game.

Tennessee led 41-32 at halftime thanks to some strong shooting from three-point range as UT knocked down 7-of-13 (54 percent) from beyond the arc in the first 20 minutes. The Big Orange was led by Simmons, who was 3-of-5 with 10 first-half points. Baugh added 11 points in the first half along with five rebounds as the Lady Vols held a 29-18 rebounding edge at intermission.

UT expanded a 27-26 lead with 5:19 left to a big as 11 (38-27) with 1:28 left in the first half. Texas had drawn within one on a three-pointer by Fontenette before the Lady Vols went on an 11-1 spurt.

GENERAL

STAFF

PLAYERS

REVIEW

HISTORY

FACILITIES

NCAA

SEC

RECORDS

MEDIA INFO



GAME 7

#7/8 UT vs. #20/21 DePaul // Dec. 11, 2011

DePaul	FG	SPT	FT	REBS	PF	TP	A	TO	Bl	St	Min
24 HAMPTON, Keisha f	5-13	2-4	2-3	2-4-6	5	14	0	3	0	1	23
51 HARRY, Katherine f	2-7	0-0	3-4	5-2-7	5	7	1	4	1	0	30
05 MARTIN, Anna g	4-14	1-4	1-2	1-3-4	3	10	6	7	0	2	30
12 HRYNKO, Brittany g	2-13	2-9	2-2	2-5-7	4	8	0	6	0	2	35
20 REYNOLDS, Kelsey g	0-4	0-2	0-0	1-0-1	3	0	1	2	0	1	20
21 ROGOWSKI, Megan	1-4	1-4	0-1	2-2-4	0	3	0	0	0	0	11
25 GABRIEL, Karima	0-1	0-0	0-0	0-1-1	1	0	0	0	0	0	3
31 PENNY, Jasmine	6-7	0-0	4-6	3-1-4	3	16	0	1	0	0	25
33 MULCHRONA, Maureen	1-5	1-5	0-0	1-3-4	2	3	2	0	0	2	23
TEAM				3-1-4				1			
Totals	21-68	7-28	12-18	20-22-42	26	61	10	24	1	8	200

TOTAL FG%	1st Half: 10-37 27.0%	2nd Half: 11-31 35.5%	Game: 30.9%
3-PT. FG%	1st Half: 4-15 26.7%	2nd Half: 3-13 23.1%	Game: 25.0%
F Throw %	1st Half: 5-8 62.5%	2nd Half: 7-10 70.0%	Game: 66.7%

Tennessee	FG	SPT	FT	REBS	PF	TP	A	TO	Bl	St	Min
21 BAUGH, Vicki f	1-1	0-0	4-5	0-0-0	2	6	0	2	1	0	12
25 JOHNSON, Glory f	6-13	0-0	4-5	6-3-9	2	16	0	3	0	2	29
40 STRICKLEN, S. f	3-11	0-2	6-6	2-7-9	0	12	3	3	1	2	34
10 SIMMONS, Meighan g	4-7	0-0	1-2	1-2-3	2	9	2	4	0	2	20
13 SPANI, Taber g	4-9	0-3	0-0	1-3-4	0	8	1	3	0	0	30
01 BASS, Briana	0-0	0-0	0-0	0-1-1	0	0	1	1	0	0	8
11 BURDICK, Cierra	4-6	0-0	7-10	0-2-2	2	15	0	1	0	3	24
15 MANNING, Alicia	6-12	0-0	0-1	3-9-12	4	12	2	0	0	4	32
20 HARRISON, Isabelle	1-2	0-0	4-6	1-1-2	4	6	0	1	0	1	11
TEAM				1-3-4							
Totals	29-61	0-5	26-35	15-31-46	16	84	9	19	3	13	200

TOTAL FG%	1st Half: 16-32 50.0%	2nd Half: 13-29 44.8%	Game: 47.5%
3-PT. FG%	1st Half: 0-2 0.0%	2nd Half: 0-3 0.0%	Game: 0.0%
F Throw %	1st Half: 9-12 75.0%	2nd Half: 17-23 73.9%	Game: 74.3%

Officials: Denise Brooks, Mark Zentz, Bryan Entler
Technical fouls: DePaul-None, Tennessee-None.
Attendance: 5,486

Points in the paint-DPU 18, UT 50. Points off turnovers-DPU 13, UT 23.
 2nd chance points-DPU 16, UT 16. Fast break points-DPU 0, UT 6.
 Bench points-DPU 22, UT 33. Score tied-2 times. Lead changed-4 times.
 Last FG-DPU 2nd-00:19, UT 2nd-00:43.
 Largest lead-DPU by 4 1st-16:35, UT by 25 2nd-00:43.

Score by Periods	1st	2nd	Total
DePaul	29	32	61
Tennessee	41	43	84

NEW YORK - Glory Johnson scored 16 points and Cierra Burdick added 15 to help No. 7 Tennessee beat No. 20 DePaul 84-61 on Sunday in the Maggie Dixon Classic at Madison Square Garden.

Shekina Stricklen added 12 points while Alicia Manning had season-highs of 12 points and 12 rebounds for the Lady Vols (5-2), who saw their 12-point halftime lead cut to 41-37 before using an 15-4 run to take control. Stricklen had six points during the burst.

Her layup made it 56-43 with 11:19 left and DePaul (8-2) couldn't get within single digits the rest of the way.

Tennessee coach Pat Summitt was honored during No. 1 Baylor's 73-59 victory over St. John's with the Maggie Dixon Courage award. Summitt announced in August that she had been diagnosed with early onset Alzheimer's. Both the Lady Bears and Red Storm came out of their timeouts to applaud the winningest coach in college basketball.

Jasmine Penny scored 16 points and Keisha Hampton added 14 for DePaul. It was the second time Tennessee played in the Classic named for the former Army women's coach. The Lady Vols beat Rutgers two years ago. The Scarlet Knights had played in all four of the previous Garden events. Army hosted Ohio State at West Point the first year.

The 28-year-old Dixon died April 6, 2006, of arrhythmia, probably caused by an enlarged heart. Her death came three weeks after she finished her first season as Army coach. She won the admiration of the academy and all of college basketball for leading Army to its first NCAA berth, where the Cadets lost in the first round to Summitt's Lady Vols.

Tennessee was playing its first game without freshman point guard Ariel Masengale. She had started every game averaging 7.2 points and 5.8 assists.

She injured a finger on her left hand while diving for a loose ball at the end of practice on Thursday and will be sidelined for a few weeks.

GAME 8

#6 UT vs. #11 Rutgers // Dec. 13, 2011

Tennessee	FG	SPT	FT	REBS	PF	TP	A	TO	Bl	St	Min
21 BAUGH, Vicki f	1-4	0-0	4-5	5-2-7	1	6	3	2	3	1	28
25 JOHNSON, Glory f	2-4	0-0	5-6	3-3-6	4	9	1	5	0	0	27
10 SIMMONS, Meighan g	4-12	3-8	2-6	1-5-6	2	13	1	3	1	0	40
13 SPANI, Taber g	5-12	3-5	0-0	3-2-5	2	13	3	1	0	0	31
40 STRICKLEN, S. g	8-18	3-5	3-5	3-6-9	1	22	2	3	0	3	40
11 BURDICK, Cierra	0-2	0-0	0-0	0-1-1	0	0	0	0	1	0	9
15 MANNING, Alicia	1-3	0-0	2-3	3-3-6	2	4	1	1	0	1	23
20 HARRISON, Isabelle	0-0	0-0	0-0	1-0-1	0	0	0	0	1	0	2
TEAM				0-4-4							
Totals	21-55	9-18	16-25	19-26-45	12	67	11	16	5	20	200

TOTAL FG%	1st Half: 9-29 31.0%	2nd Half: 12-26 46.2%	Game: 38.2%
3-PT. FG%	1st Half: 4-11 36.4%	2nd Half: 5-7 71.4%	Game: 50.0%
F Throw %	1st Half: 11-13 84.6%	2nd Half: 5-12 41.7%	Game: 64.0%

Rutgers	FG	SPT	FT	REBS	PF	TP	A	TO	Bl	St	Min
24 SYKES, April f	12-23	3-10	0-1	3-4-7	3	27	1	1	1	1	38
25 CANTY, Bryona f	0-3	0-0	0-0	3-4-7	4	0	3	0	0	2	28
34 OLIVER, Monique f	2-4	0-0	1-1	3-3-6	2	5	1	0	0	1	24
01 RUSHDAN, K. g	7-16	0-1	2-4	2-3-5	4	16	4	2	0	2	38
11 SPEED, Nikki g	0-3	0-0	0-0	0-3-3	1	0	1	2	0	1	14
03 WHEELER, Erica	3-9	0-5	0-0	1-2-3	1	6	2	3	0	1	24
15 DAVIS, Syessence	0-0	0-0	0-0	0-0-0	0	0	0	0	0	0	0
20 EVANS, Christa	2-3	0-0	0-0	2-0-2	2	4	0	0	0	0	16
22 RICHARDSON, Shakena	0-0	0-0	0-0	0-0-0	0	0	0	0	1	0	2
44 LANEY, Betnijah	1-6	0-1	1-2	1-2-3	2	3	1	0	0	0	16
TEAM				1-1-2							
Totals	27-67	3-17	4-8	16-22-38	19	61	13	9	1	8	200

TOTAL FG%	1st Half: 12-33 36.4%	2nd Half: 15-34 44.1%	Game: 40.3%
3-PT. FG%	1st Half: 1-6 16.7%	2nd Half: 2-11 18.2%	Game: 17.6%
F Throw %	1st Half: 3-4 75.0%	2nd Half: 1-4 25.0%	Game: 50.0%

Officials: Dennis DeMayo, Maj Forsberg, Sue Blauch
Technical fouls: Tennessee-None, Rutgers-None.
Attendance: 6,368

Points in the paint-UT 18, RU 38. Points off turnovers-UT 9, RU 12.
 2nd chance points-UT 18, RU 12. Fast break points-UT 10, RU 10.
 Bench points-UT 4, RU 13. Score tied-2 times. Lead changed-6 times.
 Last FG-UT 2nd-01:53, RU 2nd-00:08.
 Largest lead-UT by 13 1st-06:53, RU by 5 2nd-15:38.

Score by Periods	1st	2nd	Total
Tennessee	33	34	67
Rutgers	28	33	61

PISCATAWAY, N.J. - The sixth-ranked Tennessee women used a pivotal 13-0 run late in the second half to propel the Lady Vols to a 67-61 victory over No. 11 Rutgers on Tuesday evening at the Louis Brown Athletic Center.

The sixth-ranked Lady Vols lost all of a 13-point lead and found themselves down by three before taking control with a late run to seal their 67-61 victory over the Scarlet Knights. Sophomore guard Meighan Simmons hit two clutch 3-pointers during the game-changing spurt.

Trailing 54-51 with 8:33 left, Tennessee (6-2) scored 13 straight points, holding Rutgers without a point for nearly 8 minutes. Vicki Baugh started the burst with a layup and Simmons hit consecutive 3-pointers to give the Lady Vols a 61-54 lead. Taber Spani hit another 3 with 1:52 left to seal the victory.

The game featured two Hall of Fame coaches with Pat Summitt and C. Vivian Stringer of Rutgers. The long-time friends have combined for nearly 1,950 victories during their illustrious careers. They stand first and third on the women's basketball all-time victory list.

Summitt received a warm standing ovation from the crowd before the game and shared a long embrace with Stringer. Rutgers players wore warmup shirts that said "We Back Pat" in honor of Summitt's battle with Alzheimer's. The school also presented Tennessee with a collage of Stringer's favorite photos with Summitt and a commemorative jersey to the hall.

Tennessee held Rutgers scoreless over a 7:55 span as April Sykes connected from downtown with 38 seconds left. As the Lady Vols squandered free throw opportunities, the Scarlet Knights made things interesting, coming as close as 65-61 before a pair of free throws from Shekina Stricklen sealed the victory.

The Lady Vols got off to a quick start behind Stricklen. The senior preseason All-American had 10 straight points for Tennessee during one stretch. Her jumper with 5:48 left in the half gave the Lady Vols a 33-20 lead. That would be their last points before the half as Rutgers turned up its defensive pressure, scoring the final eight points before the break, including four by Sykes.

Rutgers continued the run to start the second half scoring 11 of the first 14 points. Sykes' layup 2 1/2 minutes in gave Rutgers its first lead of the game at 37-36. Khadijah Rushdan's basket moments later capped the 19-3 burst.

Neither team could pull away. Rutgers built a 54-51 lead on consecutive scores by Rushdan and a layup by Sykes with 8:33 left. That would be the Scarlet Knights' final points until Sykes hit a 3-pointer with 35.9 seconds left that made it 64-57. Rutgers would get within four on Monique's Oliver's lay-in with 12.6 seconds left.

GAME 9

#6 UT vs. UCLA // Dec. 17, 2011

Tennessee	FG	3PT	FT	REBS	PF	TP	A	TO	Bl	St	Min		
21 BAUGH, Vicki	f	6-9	0-0	2-3	1-11	12	1	14	2	3	0	1	26
25 JOHNSON, Glory	f	7-9	0-0	3-5	1-4	5	2	17	2	0	1	1	38
10 SIMMONS, Meighan	g	8-14	2-5	0-0	0-4	4	0	18	3	3	1	1	39
13 SPAINI, Taber	g	5-7	4-6	0-0	0-0	0	1	14	4	4	0	0	29
40 STRICKLEN, S.	g	5-6	1-2	0-0	1-0	1	3	11	1	3	0	0	33
01 BASS, Briana	0-0	0-0	1-2	0-0	0	1	0	0	0	0	0	1	
11 BURDICK, Cierra	2-4	0-1	0-0	0-0	1	4	0	2	0	0	0	11	
15 MANNING, Alicia	3-3	0-0	0-0	0-3	3	6	4	1	0	1	0	19	
20 HARRISON, Isabelle	0-0	0-0	0-0	0-0	0	1	0	0	0	1	1	4	
TEAM				1-2									
Totals	36-52	7-14	6-10	4-24	28	9	85	16	15	3	6	200	

TOTAL FG%	1st Half: 19-25 76.0%	2nd Half: 17-27 63.0%	Game: 69.2%
3-PT. FG%	1st Half: 6-9 66.7%	2nd Half: 1-5 20.0%	Game: 50.0%
F Throw %	1st Half: 1-1 100%	2nd Half: 5-9 55.6%	Game: 60.0%

UCLA	FG	3PT	FT	REBS	PF	TP	A	TO	Bl	St	Min		
11 NYINGIFA, Atonye	f	4-9	0-0	2-2	3-0	3	0	10	1	2	1	0	27
20 GARDNER, Rhema	f	1-4	0-0	0-0	3-1	4	1	2	0	0	1	1	12
01 LEMBERGER, Thea	g	5-12	1-6	0-0	0-0	0	11	6	4	0	2	39	
05 WILLIAMS, Mariah	g	0-4	0-1	0-0	3-1	4	2	0	3	1	0	29	
35 GARDNER, R.	g	9-18	5-9	1-2	1-2	3	24	1	2	0	1	37	
00 FAULK, Moriah	1-5	0-1	0-0	1-1	2	0	2	0	1	0	0	9	
10 SWAIN, Kacy	2-4	0-0	0-0	0-2	0	4	0	0	0	0	10		
23 WALKER, Markel	3-11	1-1	4-4	7-18	3	11	4	1	0	2	31		
34 COSTA, Corinne	0-1	0-0	0-0	0-0	0	0	0	0	0	0	6		
TEAM				1-4									
Totals	25-68	7-18	7-8	19-12	31	9	64	15	11	2	7	200	

TOTAL FG%	1st Half: 15-34 44.1%	2nd Half: 10-34 29.4%	Game: 36.8%
3-PT. FG%	1st Half: 4-7 57.1%	2nd Half: 3-11 27.3%	Game: 38.9%
F Throw %	1st Half: 0-0 0.0%	2nd Half: 7-8 87.5%	Game: 87.5%

Officials: Michael Price, Brenda Pantoja, Cathi Cornell

Technical fouls: Tennessee-None. UCLA-None.

Attendance: 2,025

Points in the paint-UT 36,UCLA 16. Fast break turnovers-UT 14,UCLA 15.

2nd chance points-UT 4,UCLA 17. Points off turnovers-UT 12,UCLA 0.

Bench points-UT 11,UCLA 17. Score tied-0 times. Lead changed-0 times.

Last FG-UT 2nd-00:32, UCLA 2nd-01:40.

Largest lead-UT by 23 2nd-09:38, UCLA None.

Score by Periods	1st	2nd	Total
Tennessee	45	40	85
UCLA	34	30	64

LOS ANGELES - Meighan Simmons scored 18 points, Glory Johnson added 17 and No. 6 Tennessee made 18 of its first 20 shots in beating UCLA 85-64 on Saturday.

Vicki Baugh had 14 points and 12 rebounds, Taber Spani added 14 points and Shekinna Stricklen scored 11 for the Lady Vols, who shot 36 of 52 (69.6 percent) from the floor -- not far off the school record of 72.1 percent against Old Dominion on Jan. 4, 1989.

Rebekah Gardner scored 15 of her career-high 24 points in the first half for UCLA (5-4), and Thea Lemberger and Markel Walker added 11 points each for the Bruins.

The win was the fourth straight for the Lady Vols (7-2) and their 18th in 19 meetings all-time against UCLA. It also raised Lady Vols coach Pat Summitt's career record to 1,078-201.

The 59-year-old Hall of Famer, in her 38th season at Tennessee, is the only coach in NCAA men's and women's basketball history to reach 1,000 wins.

The Lady Vols never trailed, taking their first eight shots, including three 3-pointers, for a 19-8 lead. The Bruins went on a 10-3 run to draw within four points before Tennessee had a 21-9 burst to make it 43-27. The Lady Vols then missed five of six shots, leaving them shooting 19 of 25 (76 percent) and with a 45-34 lead at halftime.

Tennessee outscored the Bruins 9-2 to begin the second half for a 54-36 lead. UCLA wasn't closer than 13 points after that. A layup by Baugh with 7:29 remaining made it 74-52, with Tennessee shooting 32 of 43 (74.4 percent) from the field at that stage.

There were only four fouls called and just one free throw in the first half, and 17 fouls and 18 free throws in the game.

Tennessee played its third straight game without starting point guard Ariel Massengale, who dislocated her left middle finger during practice earlier this month.

GAME 10

#6 UT vs. #4 Stanford // Dec. 20, 2011

Tennessee	FG	3PT	FT	REBS	PF	TP	A	TO	Bl	St	Min		
25 JOHNSON, Glory	f	4-5	0-0	10-12	1-5	6	3	18	0	3	2	33	
40 STRICKLEN, S.	f	10-17	5-8	4-6	1-2	3	4	27	2	3	0	2	40
21 BAUGH, Vicki	c	0-2	0-0	2-4	2-1	3	4	2	0	1	1	16	
10 SIMMONS, Meighan	g	5-12	1-5	2-3	0-2	2	0	13	4	4	0	0	37
13 SPAINI, Taber	g	3-6	1-3	2-2	2-3	5	1	9	2	2	0	0	25
05 MASSENGALE, Ariel	0-1	0-1	0-0	1-0	1	0	1	0	0	0	0	11	
11 BURDICK, Cierra	0-0	0-0	2-2	0-0	0	1	2	0	0	0	0	8	
15 MANNING, Alicia	4-9	1-3	0-0	2-2	4	1	9	2	0	0	1	27	
20 HARRISON, Isabelle	0-1	0-0	0-0	0-1	1	0	0	0	0	0	0	3	
TEAM				2-2									
Totals	26-53	6-20	22-29	11-18	29	16	80	11	13	3	6	200	

TOTAL FG%	1st Half: 16-26 61.5%	2nd Half: 10-27 37.0%	Game: 49.1%
3-PT. FG%	1st Half: 3-8 37.5%	2nd Half: 3-12 25.0%	Game: 30.0%
F Throw %	1st Half: 6-8 75.0%	2nd Half: 16-21 76.2%	Game: 75.9%

Stanford	FG	3PT	FT	REBS	PF	TP	A	TO	Bl	St	Min		
04 GREENFIELD, T.	f	2-3	2-3	0-0	1-1	2	1	6	4	0	0	1	25
13 OGWUMIKE, C.	f	6-12	0-0	2-2	2-3	5	4	14	1	2	0	0	30
30 OGWUMIKE, N.	0-0	0-0	4-4	8-9	1	3	4	2	1	0	29		
15 LA ROCQUE, Lindy	g	1-4	1-4	0-0	0-1	1	4	3	4	1	0	25	
31 KOKENIS, Toni	g	8-18	5-10	5-6	0-1	1	26	4	2	0	1	38	
21 JAMES, Sara	0-0	0-0	1-2	0-1	0	1	0	0	0	0	1		
25 PAYNE, Erica	0-0	0-0	0-0	0-0	0	0	0	0	0	0	1		
33 ORRANGE, Amber	0-0	0-0	0-0	0-0	0	1	0	3	1	1	0	8	
41 SAMUELSON, Bonnie	1-4	1-3	2-2	1-1	2	1	5	0	0	1	0	11	
42 BOOTHE, Sarah	0-0	0-0	0-0	0-0	0	1	0	0	0	1	0	6	
44 TINKLE, Joslyn	0-1	0-1	0-0	1-0	1	0	1	4	0	1	4	0	16
TEAM				1-4									
Totals	37-69	9-21	14-16	14-21	35	16	97	20	9	7	4	200	

TOTAL FG%	1st Half: 19-40 47.5%	2nd Half: 18-29 62.1%	Game: 53.6%
3-PT. FG%	1st Half: 5-12 41.7%	2nd Half: 4-9 44.4%	Game: 42.9%
F Throw %	1st Half: 5-5 100%	2nd Half: 9-11 81.8%	Game: 87.5%

Officials: Lisa Jones, Marianne Karp, Robert Scofield

Technical fouls: Tennessee-Harrison, Isabelle. Stanford-None.

Attendance: 7,329

Points in the paint-UT 18,STAN 40. Points off turnovers-UT 13,STAN 14.

2nd chance points-UT 10,STAN 14. Fast break points-UT 4,STAN 4.

Bench points-UT 11,STAN 6. Score tied-4 times. Lead changed-1 time.

Last FG-UT 2nd-00:05, STAN 2nd-01:27.

Largest lead-UT by 9 1st-13:21, STAN by 19 2nd-02:06.

Score by Periods	1st	2nd	Total
Tennessee	41	39	80
Stanford	48	49	97

STANFORD, Calif. (AP) - Nnemkadi Ogumike scored a career-high 42 points and dazzled in what might have been the most meaningful home game of her senior season, and No. 4 Stanford beat sixth-ranked Tennessee 97-80 on Tuesday night in one of women's basketball's best rivalries.

The Cardinal extended their school-record home winning streak to 68 games at Maples Pavilion, where a sellout crowd of 7,329 waved red "We Back Pat" rally towels in support of Hall of Fame Lady Vols coach Pat Summitt, who revealed in August she has early onset Alzheimer's.

Shekinna Stricklen scored a career-high 27 points to lead the Lady Vols, who had their five-game winning streak snapped.

Glory Johnson added 18 points, six rebounds, two blocks and two steals and Meighan Simmons scored 13 for Tennessee on a night Ogumike put on a show for national television.

Ogumike's basket that hit the rim and bounced in with 10:59 left gave the Cardinal their first double-digit lead of the game at 65-55 - and they only built on that the rest of the way. Ogumike's two free throws with 3:49 left topped her previous best outing of 38 points on April 4, 2010, against Oklahoma.

Her sophomore sister, Chiney, added 14 points as the Cardinal shot 53.6 percent.

Tennessee shot a sizzling 61.5 percent in the first half to stay within 48-41 at the break before going a cool 37 percent in the second half to finish at 49.1 percent.

Summitt walked onto the court a few minutes before tipoff to a rousing standing ovation from the sellout crowd.

Fellow Hall of Famer VanDerveer was shown on the main elevated center-court scoreboard offering her support to Summitt while acknowledging how much Stanford cherishes the rivalry and regular non-conference meetings with the Lady Vols.

VanDerveer said Stanford's program "is behind her 100 percent." Summitt was not yet on the court with her team to see the presentation.

The Cardinal began the game 3 for 13 to 6 for 8 for Tennessee, which jumped out to a 10-3 lead in the opening 2:50.

The Lady Vols were whistled for a technical foul at the 11:18 mark of the first half for having six players on the court. Stanford converted both free throws to cut Tennessee's lead to 16-15.

GENERAL

STAFF

PLAYERS

REVIEW

HISTORY

FACILITIES

NCAA

SEC

RECORDS

MEDIA INFO



GAME 11

#7/8 UT vs. Old Dominion // Dec. 28, 2011

Old Dominion	FG	3PT	FT	REBS	PF	TP	A	To	Bl	St	Min
53 RICHARDS, S.	f	0-2	0-0	0-0	0-1-1	1	0	0	1	0	24
44 LEWIS, Tia	c	4-12	0-0	0-0	6-2-8	4	8	0	5	1	34
11 BETZ-WHITE, A.	g	3-9	3-6	0-0	2-2-4	1	9	1	4	0	27
14 COOK, Jackie	g	5-10	1-5	2-2	3-1-4	3	13	2	4	0	33
23 GUILFORD, J.	g	1-7	0-1	1-4	2-2-4	3	5	2	2	1	23
03 BUCHAN, Mairi		2-4	0-1	0-0	0-1-1	0	4	0	2	1	13
04 ALLISON, Rebecca		0-1	0-0	0-0	0-0-0	0	0	0	2	0	3
12 HALL, Myeisha		0-6	0-1	0-0	1-3-4	2	2	0	1	0	20
25 CAMPBELL, Brittany		0-0	0-0	0-0	0-0-0	0	0	0	0	0	2
30 WASHINGTON, Brianca		0-0	0-0	0-0	0-0-0	0	0	0	0	0	1
32 MINOR, Tiffany		0-5	0-1	0-0	1-0-1	0	0	0	2	0	13
50 JACKSON, Tyre		0-3	0-1	0-0	2-0-2	1	0	1	0	0	7
TEAM					2-1-3						
Totals		15-59	4-16	3-6	19-35-12	15	37	8	23	2	200

TOTAL FG%	1st Half: 8-32 25.0%	2nd Half: 7-27 25.9%	Game: 25.4%
3-Pl. FG%	1st Half: 1-6 16.7%	2nd Half: 3-10 30.0%	Game: 25.0%
F Throw %	1st Half: 3-4 75.0%	2nd Half: 0-2 0.0%	Game: 50.0%

Tennessee	FG	3PT	FT	REBS	PF	TP	A	To	Bl	St	Min
15 MANNING, Alicia	f	4-10	0-0	1-1	7-8-15	0	9	5	0	0	29
25 JOHNSON, Glory	f	6-12	0-0	4-5	5-6-11	0	16	1	2	1	26
40 STRICKLEN, S.	f	3-7	0-3	2-2	2-2-4	2	8	0	1	1	24
05 MASSENGALE, A.	g	4-6	3-3	0-0	0-1-1	1	11	5	0	0	21
10 SIMMONS, Meighan	g	5-13	2-7	0-0	0-0-3	3	12	1	2	0	40
01 BASS, Briana		3-8	1-4	2-2	0-0-0	0	9	2	0	0	19
11 BURDICK, Cierra		2-4	0-0	0-0	2-3-5	3	4	9	3	1	24
20 HARRISON, Isabelle		5-7	0-0	0-0	3-0-3	0	10	1	1	0	14
21 BAUGH, Vicki		5-8	0-0	1-4	5-7-12	1	11	2	2	2	23
TEAM					3-0-3						
Totals		37-75	6-17	10-14	27-27-54	10	90	26	11	5	160

TOTAL FG%	1st Half: 20-40 50.0%	2nd Half: 17-35 48.6%	Game: 49.3%
3-Pl. FG%	1st Half: 6-12 50.0%	2nd Half: 0-5 0.0%	Game: 35.3%
F Throw %	1st Half: 4-5 80.0%	2nd Half: 6-9 66.7%	Game: 71.4%

Officials: Laura C. Morris, Brian Hall, Rob Fessler
Technical fouls: Old Dominion-None. Tennessee-None.
Attendance: 15,409

Points in the paint-ODU 8, UT 46. Points off turnovers-ODU 1, UT 26.
 2nd chance points-ODU 12, UT 23. Fast break points-ODU 2, UT 12.
 Bench points-ODU 4, UT 34. Score tied-0 times. Lead changed-3 times.
 Last FG-ODU 2nd-03:51, UT 2nd-00:46.
 Largest lead-ODU by 4 1st-19:11, UT by 53 2nd-00:44.

Score by Periods	1st	2nd	Total
Old Dominion	20	17	37
Tennessee	50	40	90

KNOXVILLE - Behind double-doubles from seniors Vicki Baugh and Glory Johnson, the seventh-ranked Tennessee women's basketball team topped Old Dominion, 90-37, Wednesday evening at Thompson-Boling Arena.

The Lady Vols spent their practices since last week's 17-point loss at No. 4 Stanford focused on regaining the defensive excellence that coach Pat Summitt expects of them. The result was a near perfect effort in a 90-37 win over Old Dominion on Wednesday night.

The Lady Vols (8-3) rebounded the Lady Monarchs 54-32, limited them to 25 percent shooting, forced 23 turnovers and gave up just one basket on the fastbreak.

Tennessee now has won 16 straight and 31 of the last 32 against the Lady Monarchs, whose 37 points was the lowest total scored by either team in the 45-game annual series.

Tennessee appeared a bit rusty on the offensive end early against Old Dominion (3-10), which scored the first two baskets of the game.

The Lady Monarchs were leading 8-7 when Alicia Manning hit a jumper with 16:14 in the first half that launched a 14-2 run to give the Lady Vols control of the game. Ariel Massengale, who hadn't started a game since dislocating her left middle finger in practice Dec. 8, hit back-to-back 3s in the span of 28 seconds during the stretch.

Tennessee took a commanding 50-20 halftime lead against Old Dominion by shooting 50 percent from the field and hitting 6 of 12 from 3. The Lady Vols turned the ball over just twice and posted 15 assists before the break.

Their improved defense led to balanced offense, with Johnson logging 16 points and 11 rebounds. Baugh had 11 points and 12 rebounds. Meighan Simmons added 12 points, Massengale scored 11, Isabelle Harrison had 10 and Alicia Manning grabbed 15 rebounds.

Cook led Old Dominion with 13 points, as the Lady Vols managed to frustrate Old Dominion's top player, Tia Lewis. Lewis entered the game averaging 18.1 points and 9.7 rebounds but finished with eight points, eight rebounds and four fouls.

By the end of the game, Tennessee had scored 46 and had 26 points off turnovers. Old Dominion only scored eight points inside and had just a single point off the Lady Vols' 11 giveaways.

GAME 12

#7/8 UT at Auburn // Jan. 1, 2012

Tennessee	FG	3PT	FT	REBS	PF	TP	A	To	Bl	St	Min
15 MANNING, Alicia	f	3-6	0-0	4-4	3-2-5	2	10	3	1	0	25
25 JOHNSON, Glory	f	5-9	0-0	4-5	6-7-13	3	14	2	4	0	32
05 MASSENGALE, A.	g	1-5	0-1	2-3	1-3-4	3	4	2	2	0	13
10 SIMMONS, Meighan	g	6-15	1-5	7-8	1-3-4	0	20	2	5	0	37
40 STRICKLEN, S.	g	5-8	2-9	5-5	1-0-1	1	17	3	0	0	36
11 BURDICK, Cierra		0-3	0-1	2-2	1-1-2	2	2	0	0	0	13
20 HARRISON, Isabelle		1-4	0-0	0-0	1-1-2	1	2	0	2	0	5
21 BAUGH, Vicki		0-5	0-0	4-4	3-6-9	2	4	0	4	1	16
TEAM					6-3-9						
Totals		21-65	3-16	28-31	23-26-49	14	73	12	18	1	200

TOTAL FG%	1st Half: 10-34 29.4%	2nd Half: 11-31 35.5%	Game: 32.3%
3-Pl. FG%	1st Half: 1-11 9.1%	2nd Half: 2-5 40.0%	Game: 18.8%
F Throw %	1st Half: 10-11 90.9%	2nd Half: 18-20 90.0%	Game: 90.3%

Auburn	FG	3PT	FT	REBS	PF	TP	A	To	Bl	St	Min
14 ALVERSON, B.	f	2-7	1-2	1-1	1-5-6	3	6	2	2	0	26
23 HILLIARD, Chantel	f	2-2	0-0	1-2	1-1-2	5	5	0	3	2	14
00 MUHAMMAD, Hasina	g	3-11	1-4	0-0	1-2-3	3	7	2	6	1	29
02 JENNINGS, Morgan	g	0-5	0-0	1-2	1-2-3	4	1	7	5	0	33
04 SIMMONS, Parrista	g	0-0	0-0	0-0	1-1-2	2	0	0	1	0	12
03 OUARADAD, Najat	0-0	0-0	0-0	0-3-2	0	1	2	0	0	0	8
11 STRAIN, Courtney	0-1	0-0	0-0	0-0-0	0	0	0	1	0	0	2
22 GLYMPH, Camille	7-14	5-10	2-2	0-3-3	0	21	0	1	0	1	29
25 WILLIAMS, Jassany	2-5	0-0	0-0	3-2-5	5	4	0	1	5	0	17
32 TANNER, Tyrese	3-6	0-0	2-5	0-2-2	1	8	1	2	0	3	26
34 DAVID, Peyton	0-0	0-0	0-0	1-0-1	1	0	1	1	1	1	4
TEAM					0-1-1						
Totals		19-51	7-16	7-12	9-22-31	26	52	13	25	9	201

TOTAL FG%	1st Half: 10-25 40.0%	2nd Half: 9-26 34.6%	Game: 37.3%
3-Pl. FG%	1st Half: 4-9 44.4%	2nd Half: 3-7 42.9%	Game: 43.8%
F Throw %	1st Half: 5-7 71.4%	2nd Half: 2-5 40.0%	Game: 58.3%

Officials: Bryan Enterline, Gina Cross, Michael McConnell
Technical fouls: Tennessee-None. Auburn-None.
Attendance: 4,269

Points in the paint-UT 26, AU 16. Points off turnovers-UT 27, AU 15.
 2nd chance points-UT 30, AU 14. Fast break points-UT 4, AU 0.
 Bench points-UT 8, AU 33. Score tied-6 times. Lead changed-2 times.
 Last FG-UT 2nd-02:39, AU 2nd-00:19.
 Largest lead-UT by 24 2nd-00:31, AU by 4 1st-10:27.

Score by Periods	1st	2nd	Total
Tennessee	31	42	73
Auburn	29	23	52

AUBURN, Ala. - The seventh-ranked Tennessee women's basketball team opened the new year and SEC play with a 73-52 win against Auburn on Sunday afternoon at Auburn Arena, marking UT's 34th consecutive SEC win dating back to the 2009-10 season.

The Lady Vols won going away in a game when their shots weren't falling. Hounding Auburn into mistakes helped.

Meighan Simmons scored 20 points and the Lady Vols (No. 8 ESPN/USA Today, No. 7 AP) closed on a big run.

Tennessee (9-3, 1-0 SEC) came into the game last in the league in scoring defense, giving up 63.5 points a game, but forced 25 turnovers and had 12 steals.

It was more than enough to earn the Lady Vols a 34th-consecutive SEC win.

The Lady Vols closed the game on a 19-6 run to turn a tight contest into a blowout and win for the 27th time in the last 30 meetings with the Tigers (8-6, 0-1).

Shekinna Stricklen added 17 points for Tennessee but was disgusted with her 5-of-18 shooting performance.

Glory Johnson had 14 points and 13 rebounds and Alicia Manning scored 10 points.

Simmons had 13 in the second half.

Camille Glymph led Auburn with 21 points, making 5 of 10 from 3-point range.

The Lady Vols struggled from the field, shooting just 32 percent (21 of 65) after coming in as the SEC's second-best shooting team. However, they gave Auburn troubles on the boards and with a trapping defense that often forced the Tigers into hurried shots with the shot clock ticking down.

Tennessee also dominated in rebounding 49-31. The Lady Vols turned a 31-29 halftime lead into a 14-point cushion midway through the second half.

Johnson also boiled down the essence of Summitt's halftime message.

"Basically, if we don't get it together, we're walking home," she said. "And it's a long walk. I figured this isn't the way Tennessee plays. We know how to play and we're not playing to our standards. When we're not rebounding and settling for good shots instead of great shots, that's what happens."

Auburn managed to cut the 14-point deficit in half with Glymph hitting back-to-back 3s to make it 53-46 with 8 minutes to play.

Then, Tennessee hit 7 of 8 free throws over the next 3 minutes to spark a 9-0 run and all but put the game away.

The Lady Vols went 28 of 31 from the line to help overcome the poor shooting night.

GAME 13

#6/7 UT vs. Chattanooga // Jan. 3, 2012

Chattanooga	FG	3PT	FT	REBS	PF	TP	A	TO	Bl	St	Min
25 HOOD, Whitney	f	4-7	0-0	2-2	21-3	4	10	1	0	0	17
31 HALL, Taylor	f	1-7	0-1	2-2	1-3-4	0	4	0	1	0	21
03 CHRISTOPHER, K.	g	1-9	0-4	0-0	1-2-3	2	6	2	0	1	33
05 TOWNSEND, T.	g	1-5	1-5	0-0	0-3-3	2	3	0	0	0	28
22 LAMBERT, Kylie	g	2-7	1-4	3-4	0-0-0	2	8	1	4	0	31
02 SOUTHERN, Ashley	g	0-2	0-0	0-0	0-0-0	1	0	0	0	0	4
11 TOWNS, Ka'Vonnie	g	0-3	0-1	1-2	0-1-1	0	1	1	2	0	15
12 DOWNS, Meghan	g	1-5	0-1	0-0	2-1-3	0	2	1	1	0	16
21 BLACK, Alex	g	0-1	0-0	0-0	0-0-0	0	0	0	2	0	12
32 FREEMAN, Kayla	g	0-0	0-0	0-0	0-0-0	0	0	0	1	0	0
34 DUPREE, Faith	g	7-10	1-1	2-2	0-4-4	2	17	1	1	0	18
TEAM				4-3-7							
Totals		17-56	3-17	10-12	10-18-28	13	47	11	17	0	7:20

TOTAL FG%	1st Half: 6-29 20.7%	2nd Half: 11-27 40.7%	Game: 30.4%
3-Pl. FG%	1st Half: 0-8 0.0%	2nd Half: 3-9 33.3%	Game: 17.6%
F Throw %	1st Half: 4-4 100%	2nd Half: 8-8 75.0%	Game: 83.3%

Tennessee	FG	3PT	FT	REBS	PF	TP	A	TO	Bl	St	Min
15 MANNING, Alicia	f	2-5	0-0	2-2	1-4-5	1	6	1	2	0	21
25 JOHNSON, Glory	f	4-8	0-0	2-2	5-8-13	0	10	2	1	2	30
40 STRICKLEN, S.	f	2-7	0-2	0-0	2-3-5	2	4	3	2	0	21
05 MASSENGALE, A.	g	6-6	4-4	3-5	0-1-1	19	2	4	0	2	23
10 SIMMONS, Meighan	g	4-14	2-6	0-0	2-0-2	1	10	2	0	2	24
01 BASS, Briana	g	3-5	3-5	0-0	1-2-3	1	9	1	0	0	17
04 WILLIAMS, Kamiko	g	1-2	0-1	0-0	3-0-3	1	2	4	1	0	16
11 BURDICK, Cierra	g	4-9	0-2	0-0	2-1-3	1	8	2	1	1	19
20 HARRISON, Isabelle	g	5-12	0-0	3-4	3-5-8	1	13	1	0	2	20
21 BAUGH, Vicki	g	3-4	0-0	3-4	3-6-9	3	9	1	2	2	19
TEAM				21-3							
Totals		34-72	9-20	13-17	24-31-55	12	90	19	13	9	10:20

TOTAL FG%	1st Half: 18-32 56.3%	2nd Half: 16-40 40.0%	Game: 47.2%
3-Pl. FG%	1st Half: 4-8 50.0%	2nd Half: 5-12 41.7%	Game: 45.0%
F Throw %	1st Half: 10-12 83.3%	2nd Half: 3-5 60.0%	Game: 76.5%

Officials: Billy Smith, Angel Stanton, Carla Fountain
Technical fouls: Chattanooga-None. Tennessee-None.
Attendance: 11,754

Points in the paint-UTC 12, UT 30. Points off turnovers-UTC 6, UT 19.
 2nd chance points-UTC 9, UT 30. Fast break points-UTC 0, UT 6.
 Bench points-UTC 20, UT 41. Score tied-2 times. Lead changed-1 time.
 Last FG-UTC 2nd-00:14, UT 2nd-00:23.
 Largest lead-UTC by 2 1st-19:22, UT by 46 2nd-00:23.

Score by Periods	1st	2nd	Total
Chattanooga	16	31	47
Tennessee	50	40	90

KNOXVILLE - The #6/7 Lady Vols used a 30-0 run in the first half to run away with a 90-47 victory over Chattanooga on Tuesday night at Thompson-Boling Arena. Tennessee moved to 10-3 with the easy win in its final home non-conference game this season. The Lady Vols will play their third game in five nights on Thursday as Georgia comes to Knoxville for a 7 p.m., tip-off on CSS.

Freshman Ariel Massengale (19 points) and Isabelle Harrison (13 points) each scored career-highs in the win as four Lady Vols scored in double-figures. Glory Johnson tallied a double-double with 10 points and a game-high 13 rebounds. Meighan Simmons also scored 10 points.

For Johnson, it was her third straight double-double and sixth of the season. The Lady Vols outrebounded the Lady Mocs, 55-28, while shooting 47.2 percent from the floor. Chattanooga was limited to just 30.4 percent for the game including 20.7 (6-of-29) in the first half.

The game marked the return of junior guard Kamiko Williams, who missed the first 12 games recovering from a torn ACL. Williams played 16 minutes and had two points, four assists, two steals and three rebounds.

The Lady Mocs (8-4) were led by former Lady Vol Faith Dupree, who had 17 points on 7-of-10 shooting.

Tennessee led 10-8 with 16:34 left in the first half before that 30-0 run, which made it 40-8 with 5:48 left in the half on a jumper by Cierra Burdick.

GAME 14

#6/7 UT vs. #16/15 Georgia // Jan. 5, 2012

Georgia	FG	3PT	FT	REBS	PF	TP	A	TO	Bl	St	Min
12 HASSELL, Jasmine	f	4-7	0-0	0-0	2-0-2	4	8	0	2	0	24
01 MILLER, Khaalid	g	1-8	1-6	0-0	0-2-2	2	3	1	0	0	25
03 ARMSTRONG, A.M.	g	4-7	1-2	0-0	1-4-5	2	9	3	1	2	24
10 JAMES, Jasmine	g	3-12	0-2	2-4	0-3-3	2	8	1	2	0	34
11 MITCHELL, Meredith	g	6-16	1-5	1-2	3-4-7	3	14	2	3	1	38
04 BENNETT, Danielle	1-5	1-4	0-0	0-2-2	3	3	0	3	1	0	9
15 DONALD, Krista	1-3	0-0	0-0	1-1-2	2	2	0	1	0	0	16
23 WILLIS, Tamika	1-1	0-0	0-0	1-1-2	2	2	0	0	2	0	17
31 FORD, Erika	1-4	0-2	0-0	0-3-3	1	2	0	0	0	0	13
TEAM				1-3-4							
Totals		22-63	4-21	3-6	9-23-32	21	51	7	12	6	3:20

TOTAL FG%	1st Half: 11-31 35.5%	2nd Half: 11-32 34.4%	Game: 34.9%
3-Pl. FG%	1st Half: 3-10 30.0%	2nd Half: 1-11 9.1%	Game: 19.0%
F Throw %	1st Half: 2-4 50.0%	2nd Half: 1-2 50.0%	Game: 50.0%

Tennessee	FG	3PT	FT	REBS	PF	TP	A	TO	Bl	St	Min
15 MANNING, Alicia	f	0-4	0-0	0-0	2-3-5	0	0	1	2	0	20
25 JOHNSON, Glory	f	8-11	0-0	6-11	4-9-13	1	22	0	2	1	32
40 STRICKLEN, S.	f	5-15	0-3	2-3	2-6-8	1	12	3	2	0	36
05 MASSENGALE, A.	g	8-12	2-3	1-1	2-1-3	1	19	9	1	0	35
10 SIMMONS, Meighan	g	3-11	2-7	2-2	0-2-2	3	10	1	0	0	29
01 BASS, Briana	g	0-0	0-0	0-0	0-0-0	0	0	0	0	0	3
04 WILLIAMS, Kamiko	g	0-0	0-0	2-2	2-0-2	0	2	2	0	0	9
11 BURDICK, Cierra	1-5	0-0	1-2	2-0-2	0	3	0	2	0	0	9
20 HARRISON, Isabelle	1-4	0-0	2-3	0-1-1	1	4	0	0	0	0	7
21 BAUGH, Vicki	2-2	0-0	4-4	2-8-10	2	8	0	2	0	0	20
TEAM				3-3-6							
Totals		28-66	4-13	20-28	19-33-52	9	80	16	11	1	6:20

TOTAL FG%	1st Half: 14-27 51.9%	2nd Half: 14-39 35.9%	Game: 42.4%
3-Pl. FG%	1st Half: 3-6 50.0%	2nd Half: 1-7 14.3%	Game: 30.8%
F Throw %	1st Half: 5-6 83.3%	2nd Half: 15-22 68.2%	Game: 71.4%

Officials: Tina Napier, Mary Day, Bob Trammell
Technical fouls: Georgia-None. Tennessee-None.
Attendance: 13,721

Points in the paint-GA 12, UT 42. Points off turnovers-GA 4, UT 9.
 2nd chance points-GA 6, UT 20. Fast break points-GA 2, UT 12.
 Bench points-GA 9, UT 17. Score tied-1 time. Lead changed-1 time.
 Last FG-GA 2nd-00:56, UT 2nd-00:18.
 Largest lead-GA by 2 1st-19:09, UT by 31 2nd-02:25.

Score by Periods	1st	2nd	Total
Georgia	27	24	51
Tennessee	36	44	80

KNOXVILLE - #6/7 Tennessee pulled away from #16/15 Georgia with a 32-9 run in the second half before 13,721 fans to post a 80-51 victory at Thompson-Boling Arena on Thursday night. Glory Johnson posted a double-double to lead four players in double-figures. For Johnson, her 22-point, 13-rebound effort was her fourth straight double-double and sixth this season. The freshman Ariel Massengale nearly notched her first-career double-double as she tied her career-highs with 19 points and 9 assists.

The Lady Vols improved to 11-3 overall and 2-0 in the SEC with its fourth win a row. Georgia suffered just its third loss to stand at 12-3 and 1-1 in the league. The loss ended the Lady Bulldogs four-game win streak.

Tennessee dominated the glass, holding a 52-32 edge on the boards led by Johnson. Vicki Baugh also hauled down 10 to go along with eight points. The Lady Vols' defense was stellar in holding Georgia to just 34.9 percent from the floor including 4-of-21 from 3-point range.

Meighan Simmons scored in double-figures for the seventh game in a row with 10. Shekina Stricklen tallied 12 for her 12th game of the year with 10 or more.

Tennessee went on a 24-6 run midway through the second half to take 68-42 lead with 7:16 left on Johnson's 3-point play.

The run expanded to 32-9 on a Cierra Burdick putback with a little more than two minutes left in the game, making it 76-45.

The Lady Vols continued to pull away as Johnson converted a fastbreak 3-point play to give UT a 51-36 lead with 13 minutes left in the game. Simmons' 3-pointer with 11:45 left made it a 17-point bulge at 57-40.

Two beautiful fastbreak give-and-gos between Stricklen and Johnson in the final minute gave Tennessee a 36-27 lead at intermission. Massengale had 15 points in the first half to lead all scorers as the Lady Vols shot 52 percent.

Down by as many as 11, Georgia cut the deficit to five on a 3-pointer by Meredith Mitchell with 2:05 left in the first half causing the Lady Vols to call timeout.

Massengale continued her assault on the hoop with a putback lay-up with 3:51 left in the first half as Tennessee took a 30-20 lead.

Vicki Baugh's first basket of the game with 5:41 left in the first half put the Lady Vols up 28-19.

Tennessee opened the game strong, taking a 20-11 lead in the first 8:13 as Massengale made her first four shots including two 3-pointers.

GENERAL

STAFF

PLAYERS

REVIEW

HISTORY

FACILITIES

NCAA

SEC

RECORDS

MEDIA INFO



GAME 15

#6/7 UT vs. Arkansas // Jan. 8, 2012

Tennessee	FG	3PT	FT	REBS	PF	TP	A	To	Bl	St	Min	
15 MANNING, Alicia	f	1-2	0-0	1-2	1-4-5	2	3	3	1	0	0	22
25 JOHNSON, Glory	f	6-9	0-0	3-6	6-8-14	2	15	1	3	2	3	30
05 MASSENGALE, A.	g	3-8	1-2	0-2	1-1-2	2	7	5	0	0	1	29
10 SIMMONS, Meighan	g	2-9	1-6	2-2	0-1-1	1	7	1	3	0	0	20
40 STRICKLEN, S.	g	8-12	2-6	1-2	3-5-8	3	19	3	4	1	1	34
01 BASS, Briana	g	0-2	0-2	2-2	0-2-2	0	2	0	0	0	0	18
04 WILLIAMS, Kamiko	g	0-0	0-0	0-0	0-1-1	1	0	1	4	0	0	7
11 BURDICK, Cierra	g	3-5	0-0	0-0	0-2-2	2	6	1	1	1	0	9
20 HARRISON, Isabelle	g	1-4	0-0	0-0	2-1-3	2	2	0	1	0	0	13
21 BAUGH, Vicki	g	3-3	0-0	2-2	1-3-4	0	8	1	3	2	1	18
TEAM					2-3-5							
Totals		27-54	4-16	11-18	16-31-47	15	69	16	20	6	2	200
TOTAL FG%		1st Half: 12-23 52.2%		2nd Half: 15-31 48.4%		Game: 50.0%						
3-PT. FG%		1st Half: 1-6 16.7%		2nd Half: 3-10 30.0%		Game: 25.0%						
F Throw %		1st Half: 6-10 60.0%		2nd Half: 5-8 62.5%		Game: 61.1%						

Arkansas	FG	3PT	FT	REBS	PF	TP	A	To	Bl	St	Min	
04 WATKINS, Sarah	f	0-2	0-0	2-2	0-0-0	4	2	0	1	1	0	19
12 DANIELS, Ashley	f	2-5	0-0	2-2	1-0-1	4	6	0	2	1	1	18
21 ROBINSON, D.	f	0-8	0-4	0-0	1-2-3	0	0	1	2	0	0	20
22 RICKETTS, Ceira	g	1-11	0-0	0-0	2-0-2	1	2	1	0	0	1	21
33 HARRIS, Lyndsay	g	4-14	3-10	3-4	0-3-3	0	14	0	0	0	2	28
01 PEAK, Keira	g	0-5	0-1	4-4	2-1-3	1	4	0	2	1	0	15
02 HATCHER, Kelsey	g	0-0	0-0	2-2	0-0-0	0	2	0	0	0	0	5
03 TOWNSEND, Jamesha	g	0-0	0-0	0-0	0-0-0	1	0	0	2	0	0	16
11 BERNA, Calli	g	0-2	0-2	0-0	0-2-2	1	0	1	3	0	2	22
14 GATLING, Erin	g	1-1	0-0	0-0	0-0-0	1	2	0	2	0	0	9
24 WILLIAMS, Quistelle	g	2-6	0-3	2-2	5-1-6	2	6	0	1	0	1	21
42 BOWEN, Jhasmin	g	0-1	0-0	0-0	0-0-0	0	0	0	0	0	0	6
TEAM					1-3-4							
Totals		10-55	3-20	15-16	12-24-24	15	38	5	18	3	7	200
TOTAL FG%		1st Half: 3-30 10.0%		2nd Half: 7-25 28.0%		Game: 18.0%						
3-PT. FG%		1st Half: 2-11 18.2%		2nd Half: 1-9 11.1%		Game: 15.2%						
F Throw %		1st Half: 3-4 75.0%		2nd Half: 12-12 100%		Game: 93.8%						

Officials: Bryan Enterline, Roy Gulbeyan, Ed Sidlasky
Technical fouls: Tennessee-None. Arkansas-None.
Attendance: 5,258

Points in the paint-UT 38,AR 12. Points off turnovers-UT 14,AR 11.
 2nd chance points-UT 17,AR 9. Fast break points-UT 9,AR 4.
 Bench points-UT 18,AR 14. Score tied-0 times. Lead changed-0 times.
 Last FG-UT 2nd-00:54, AR 2nd-00:28.
 Largest lead-UT by 35 2nd-04:55, AR None

Score by Periods	1st	2nd	Total
Tennessee	31	38	69
Arkansas	11	27	38

FAYETTEVILLE, Ark. - Shekinna Stricklen made sure she went out in style in her last performance in her home state. Stricklen scored 19 points, and Glory Johnson recorded her fifth straight double-double, as Tennessee (No. 7 ESPN/USA Today, No. 6 AP) routed Arkansas 69-38 on Sunday.

The win was the 36th straight in SEC play for the Lady Vols (12-3, 3-0), who opened the game with a 25-3 run and never looked back. Tennessee hasn't lost an SEC game since a 53-50 loss at Georgia on Jan. 21, 2010, and it was in no jeopardy of doing so while holding the Razorbacks to a season-low point total.

Arkansas, meanwhile, remained winless in SEC play. The Razorbacks (11-4, 0-3) hit only 3 of 30 shots in the first half, and they hit 10-of-55 shooting for the game (18.1 percent) was the worst in school history.

Stricklen, who starred in high school in Morrilton, Ark., scored what was a career-high 26 points in a win at Arkansas last season, and the Lady Volunteers' leading scorer was equally impressive this time around. The senior scored six points early as Tennessee opened with a 14-0 run, including one of her two 3-pointers for the game.

She finished 8 of 12 from the field and had eight rebounds in front on a sizeable and vocal cheering section behind the Tennessee bench. The strong effort came after Stricklen had shot just 32 percent over her last four games.

Stricklen's performance was hardly the only dominant one.

Johnson, who entered the game only four rebounds short of 1,000 for her career, didn't need long to reach that mark against the Razorbacks (11-4, 0-3). She grabbed her fourth rebound and scored on a putback late in the first half to put Tennessee up 31-8 -- finishing with 15 points and 14 rebounds.

The game was well out of hand at that point.

Arkansas didn't score until Lyndsey Harris' 3-pointer 6:24 into the game, and it opened 1 of 19 from the field. Harris, who finished with 14 points, hit two first-half 3-pointers, and the Razorbacks' only other basket was a putback by Quistelle Williams.

The Razorbacks entered the game shooting just 38 percent as a team for the season. The previous worst performance this season was a 17-of-53 effort against Florida State in November, but they managed to win that game 55-52.

They had no such chance against the suffocating defense of Tennessee, which held Arkansas' leading scorer Ceira Ricketts to two points on 1-of-11 shooting. Harris didn't fare much better at 4 of 14.

Johnson joined an elite group of Lady Vols to reach the 1,000/1,000 club. Also achieving 1,000 points and 1,000 rebounds in their UT careers were Chamique Holdclaw, Sheila Frost and Tamika Catchings.

GAME 16

#6/7 UT vs. #9/8 Kentucky // Jan. 12, 2012

Tennessee	FG	3PT	FT	REBS	PF	TP	A	To	Bl	St	Min	
15 MANNING, Alicia	f	1-3	0-0	1-2	1-0-1	1	3	0	2	0	0	19
25 JOHNSON, Glory	f	7-14	0-0	3-7	2-5-7	2	17	0	4	2	2	29
40 STRICKLEN, S.	f	3-12	1-4	4-4	2-3-5	3	11	3	5	0	2	31
05 MASSENGALE, A.	g	2-5	0-1	2-3	0-4-4	1	6	5	3	0	1	36
10 SIMMONS, Meighan	g	1-6	1-2	0-0	0-2-2	2	5	1	0	0	0	24
01 BASS, Briana	g	0-0	0-0	0-0	0-0-0	0	0	0	0	0	0	5
04 WILLIAMS, Kamiko	g	2-8	0-0	0-0	3-0-3	2	4	1	1	1	2	17
11 BURDICK, Cierra	g	0-3	0-0	0-0	1-0-1	1	0	0	1	1	0	5
20 HARRISON, Isabelle	g	0-1	0-0	0-0	1-2-3	1	0	0	3	0	0	5
21 BAUGH, Vicki	g	7-8	0-0	2-3	7-2-9	4	16	0	1	1	1	29
TEAM					3-3-6							
Totals		23-60	2-7	12-19	20-21-41	17	60	10	20	5	8	200
TOTAL FG%		1st Half: 9-32 28.1%		2nd Half: 14-28 50.0%		Game: 38.3%						
3-PT. FG%		1st Half: 0-4 0.0%		2nd Half: 2-3 66.7%		Game: 28.6%						
F Throw %		1st Half: 3-5 60.0%		2nd Half: 9-14 64.3%		Game: 63.2%						

Kentucky	FG	3PT	FT	REBS	PF	TP	A	To	Bl	St	Min	
40 Henderson, B.	f	0-0	0-0	0-0	1-4-5	3	0	0	1	0	0	18
01 Mathies, A'dia	g	11-20	2-7	10-11	4-5-9	1	34	2	3	2	2	36
13 Goss, Bria	g	2-10	1-6	3-4	1-2-3	2	8	0	2	0	0	34
24 Smith, Amber	g	1-5	0-1	0-0	0-1-1	1	2	1	3	0	0	17
32 Evans, Kastine	g	0-3	0-0	0-0	4-0-2	0	0	1	1	0	0	15
03 Riley, Crystal	g	2-3	0-0	0-1	0-0-0	0	0	4	1	0	0	5
04 Snowden, Keyla	g	3-13	1-6	4-4	1-0-1	1	11	0	1	0	4	22
10 Pinkett, Bernisha	g	0-1	0-0	0-0	0-1-1	1	0	0	3	0	1	6
20 Conwright, Maegan	g	0-1	0-1	0-0	0-0-0	3	0	1	0	1	0	18
23 Walker, Samarie	g	1-1	0-0	0-2	1-2-3	3	2	0	0	2	1	19
50 Bishop, Azia	g	0-1	0-0	0-0	1-2-3	1	0	0	1	0	0	10
TEAM					5-2-7							
Totals		20-58	4-21	17-22	18-19-37	18	61	5	16	4	9	200
TOTAL FG%		1st Half: 9-31 29.0%		2nd Half: 11-27 40.7%		Game: 34.5%						
3-PT. FG%		1st Half: 2-14 14.3%		2nd Half: 2-7 28.6%		Game: 19.0%						
F Throw %		1st Half: 5-8 62.5%		2nd Half: 12-14 85.7%		Game: 77.3%						

Officials: Mark Zentz, Sue Blauch, Denise Brooks
Technical fouls: Tennessee-None. Kentucky-None.
Attendance: 7,961

Points in the paint-UT 36,UK 24. Points off turnovers-UT 17,UK 20.
 2nd chance points-UT 10,UK 12. Fast break points-UT 12,UK 0.
 Bench points-UT 20,UK 17. Score tied-8 times. Lead changed-5 times.
 Last FG-UT 2nd-02:06, UK 2nd-00:05.
 Largest lead-UT by 3 2nd-02:06, UK by 12 2nd-07:46.

Score by Periods	1st	2nd	Total
Tennessee	21	39	60
Kentucky	25	36	61

LEXINGTON, Ky. - A'dia Mathies drove the lane and scored in traffic with 4.2 seconds left to finish with a career-high 34 points and No. 9 Kentucky beat No. 6 Tennessee 61-60 Thursday night to snap the Lady Volunteers' 36-game Southeastern Conference winning streak.

With Kentucky trailing 60-57, Mathies followed her own shot to cut it to one with 46 seconds left. After Tennessee (12-4, 3-1) was called for a charge and Kentucky (15-2, 4-0) used a timeout, Mathies took the ball at halfcourt, dribbled into the lane and hit a 7-foot floater off the glass in the paint.

Kamiko Williams drove the length of the floor, but missed an off-balance 16-footer as time expired. Tennessee rallied from 12 points down with 7:46 left to take a lead, but lost for the first time in the SEC since falling 53-50 at Georgia on Jan. 21, 2010.

Keyla Snowden added 11 points to help Kentucky win its first four games in conference play for the first time in history to go with 15 straight at home. Glory Johnson scored 17 points, Vicki Baugh 16 and Shekinna Stricklen 11 for Tennessee.

Kentucky led 50-38 off two free throws by Mathies with 7:46 left when Tennessee used a 14-2 rally to tie it. Meighan Simmons and Stricklen hit 3s, while Ariel Massengale's three-point play made it 54-44.

Then, after Mathies made two more free throws, Stricklen hit a layup, Kentucky's Amber Smith threw a pass away that led to a free throw by Johnson and Mathies fell and lost the ball that started Tennessee's 3-on-0 break that ended with a layup by Baugh to give the Lady Vols a 59-56 lead with 2:06 left.

Bria Goss made one of two free throws for the Wildcats and Johnson hit the second of two attempts to put Tennessee back ahead 60-57. Goss then missed a 3 that would've tied it, but grabbed her own rebound and Kentucky got another possession. Mathies scored on a putback to cut it to 60-59 and Stricklen was whistled for a charge with 28 seconds to play, setting up the final possession.

Tennessee used a 10-2 run midway through the first half to take a 20-18 lead before both teams went cold for the next five minutes, combining to miss 25 consecutive shots and commit 12 turnovers before Mathies grabbed an offensive rebound and scored on a putback to end the cold snap.

The Lady Vols' struggles continued. Alicia Manning hit the second of two free throws, but a bucket by Snowden gave Kentucky a 59-52 halftime lead as Tennessee finished the half with 16 straight misses and eight turnovers.

Johnson's 8-footer in the lane on the team's first shot of the second half ended the span of nearly 11 minutes without a field goal, but Kentucky would still build a 50-38 lead behind Mathies and Snowden before Tennessee's furious rally.

GAME 17

#6/7 UT vs. #25/24 Vanderbilt // Jan. 15, 2012

Vanderbilt	FG	SPT	FT	REBS	PF	TP	A	TO	BI	St	Min	
34 CLARKE, Tiffany	f	3-6	0-0	2-2	2-5-7	4	8	0	1	0	0	16
05 SCHRANN, Kady	g	1-7	0-0	0-0	1-1-2	1	2	2	2	0	1	31
10 FOGGIE, Christina	g	8-16	5-12	6-8	2-2-4	2	27	3	3	0	3	37
11 LISTER, Jasmine	g	2-8	0-2	5-5	0-2-2	0	9	5	4	0	1	34
30 BROWN, Elan	g	1-3	0-2	0-0	1-4-5	2	2	2	7	0	1	31
12 COLEMAN, Jordan	g	1-1	0-0	0-0	0-1-1	3	2	0	1	0	1	10
21 HOLZER, Stephanie	g	7-10	0-0	0-1	2-1-3	5	14	0	3	1	2	24
32 SMITH, Gabby	g	0-0	0-0	0-0	0-0-0	0	0	1	0	0	0	10
55 WATKINS, Clair	g	0-0	0-0	0-0	0-0-0	1	0	1	3	0	0	7
TEAM					1-5-6							
Totals		23-51	5-16	13-16	9-21-30	18	64	14	24	1	8	200

TOTAL FG%	1st Half: 15-31 48.4%	2nd Half: 8-20 40.0%	Game: 45.1%
3-PT. FG%	1st Half: 4-9 44.4%	2nd Half: 1-7 14.3%	Game: 31.3%
F Throw %	1st Half: 2-2 100%	2nd Half: 11-14 78.6%	Game: 81.3%

Tennessee	FG	SPT	FT	REBS	PF	TP	A	TO	BI	St	Min	
15 MANNING, Alicia	f	3-5	0-0	2-5	2-3-5	2	8	2	1	0	1	19
40 STRICKLEN, S.	f	8-15	1-5	3-3	2-1-3	4	20	2	1	0	2	35
25 JOHNSON, Glory	c	6-10	0-0	4-8	5-8-13	2	16	2	3	0	5	33
05 MASSENGALE, A.	g	3-10	0-4	0-0	2-0-2	1	6	12	3	0	2	35
10 SIMMONS, Meighan	g	4-13	2-6	0-0	2-1-3	2	10	1	1	1	3	30
01 BASS, Briana	g	1-1	1-1	0-0	1-1-2	1	3	1	1	0	0	12
04 WILLIAMS, Kamiko	g	0-0	0-0	0-0	1-0-1	0	0	0	1	0	0	4
11 BURDICK, Cierra	g	3-3	0-0	0-0	0-0-0	0	0	0	0	0	0	4
20 HARRISON, Isabelle	g	1-1	0-0	0-0	0-0-1	1	2	0	1	0	0	4
21 BAUGH, Vicki	g	7-10	0-0	2-3	1-6-7	3	16	2	1	0	1	23
TEAM					1-2-3							
Totals		36-68	4-16	11-19	17-22-39	16	87	22	13	1	14	200

TOTAL FG%	1st Half: 16-32 50.0%	2nd Half: 20-36 55.6%	Game: 52.9%
3-PT. FG%	1st Half: 2-6 33.3%	2nd Half: 2-10 20.0%	Game: 25.0%
F Throw %	1st Half: 5-8 62.5%	2nd Half: 6-11 54.5%	Game: 57.9%

Officials: Cameron Inouye, Jesse Dickerson, Maj Forsberg

Technical fouls: Vanderbilt-None. Tennessee-None.

Attendance: 17,879

Points in the paint-VANDY 28,UT 46. Points off turnovers-VANDY 10,UT 28.

2nd chance points-VANDY 11,UT 21. Fast break points-VANDY 2,UT 10.

Bench points-VANDY 16,UT 27. Score tied-6 times. Lead changed-4 times.

Last FG-VANDY 2nd-03:58, UT 2nd-00:12.

Largest lead-VANDY by 4 1st-14:06, UT by 23 2nd-00:12.

Score by Periods	1st	2nd	Total
Vanderbilt	36	28	64
Tennessee	39	48	87

KNOXVILLE - A 21-4 run over a six-minute span midway through the second half helped lift the #6/7 Lady Vols to a 87-64 victory over #25/24 Vanderbilt on Saturday before 17,879.

Shekina Stricklen led the way with 20 points and Glory Johnson posted her sixth double-double in the last seven games with 16 points and 13 rebounds. Vicki Baugh contributed 16 points and seven rebounds for the Lady Vols, who rebounded from a 61-60 loss at #9 Kentucky on Thursday night. Tennessee improved to 13-4 overall, 4-1 in the SEC.

Meighan Simmons chipped in with 10 points and Ariel Massengale set her career-high in assists with 12 to go along with six points. The 12 assists tie for the fifth-most in Tennessee history. That mark was first accomplished by Associate Head Coach Holly Warlick in 1980.

Christina Foggie led all scorers with 28 points for the Commodores (14-3, 2-2). Stephanie Holzer added 14.

After a very tight game for the first 25 minutes, where neither team led by double-figures, the Lady Vols turned up the defensive intensity and created offensive opportunities. Tennessee had 14 steals and shot 52.9 from the floor. It was the third time this season, Tennessee shot 50 percent from the floor. Johnson tied her career-high with five steals.

The Lady Vols limited the NCAA's best 3-point shooting team to just 31.3 from beyond the arc (5-of-32). Vanderbilt came into the game making 44.1 percent of its shots from trifecta land.

As part of the 21-4 run, the Lady Vols used a 10-0 run to break open the game midway through the second half. Tenacious defense helped create easy offensive opportunities for UT. After neither team led by double-figures for the first 28 minutes of action, the Lady Vols ballooned to a 15-point lead with 10:26 left in the game.

A Stricklen 3-pointer with 14 minutes left in the second half, gave the Lady Vols a 51-43 advantage after the teams had played even early in the second half. Tennessee then took the first double-figure lead of the game on a pair of Baugh free throws with 11:44 left. Just seconds later Johnson stole the ball and layed in home for a 57-45 lead for Tennessee. On the next possession, Simmons stole another pass and Massengale finished 10 consecutive points for the Lady Vols.

Tennessee held a 39-36 advantage at halftime thanks to 50 percent shooting from the floor (16-of-32) with eight points apiece from Baugh and Johnson. The half featured three ties and team led by double-figures.

Johnson went down with an apparent shoulder injury with 1:49 left in the half as she got tangled up with Elan Brown going after a loose ball. After halftime, she returned with vengeance and as she racked up the double-double.

GAME 18

#9 UT vs. LSU // Jan. 19, 2012

LSU	FG	SPT	FT	REBS	PF	TP	A	TO	BI	St	Min	
22 JONES, Courtney	f	6-10	1-2	3-4	3-5-8	3	16	1	3	1	1	31
55 BARRETT, L.	f	1-9	1-2	3-4	5-2-7	5	6	4	2	0	0	28
05 KENNEY, Jeanne	g	0-0	0-0	0-0	0-1-1	0	0	0	0	0	0	2
10 WEBB, Adrienne	g	5-9	0-1	2-2	2-3-5	3	12	2	2	1	0	38
20 HUGHES, Destini	g	1-7	1-3	2-4	0-2-2	2	5	1	3	0	4	18
03 LUTLEY, Bianca	g	1-6	0-1	0-1	3-1-4	1	2	2	5	1	1	23
12 FORTHAN, Krystal	g	3-10	0-1	0-0	1-2-3	0	6	0	1	2	0	19
23 MCKINNEY, Shanece	g	1-4	0-0	0-0	1-0-1	1	2	2	0	4	0	16
24 PLAISANCE, Theresa	g	3-5	1-2	0-0	1-3-4	2	7	0	1	0	1	15
25 BLACK, Swayze	g	0-0	0-0	0-0	0-0-1	1	0	0	0	1	0	4
35 TURNBOW, Taylor	g	0-1	0-0	0-0	1-1-1	1	0	1	0	1	0	6
TEAM					1-1-2							
Totals		21-61	4-12	10-15	18-21-39	19	56	13	18	9	7	200

TOTAL FG%	1st Half: 11-32 34.4%	2nd Half: 10-29 34.5%	Game: 34.4%
3-PT. FG%	1st Half: 2-5 40.0%	2nd Half: 2-7 28.6%	Game: 33.3%
F Throw %	1st Half: 2-4 50.0%	2nd Half: 8-11 72.7%	Game: 66.7%

Tennessee	FG	SPT	FT	REBS	PF	TP	A	TO	BI	St	Min	
15 MANNING, Alicia	f	2-4	1-2	0-0	3-3-6	0	5	2	1	0	1	28
21 BAUGH, Vicki	f	2-6	0-0	2-6	6-8-14	3	6	3	3	1	1	33
25 JOHNSON, Glory	f	3-6	0-0	4-8	1-5-6	2	10	1	0	2	3	24
05 MASSENGALE, A.	g	2-11	0-6	4-4	0-2-2	3	8	3	3	0	3	31
10 SIMMONS, Meighan	g	6-16	3-7	4-6	3-2-5	3	19	4	5	0	2	38
01 BASS, Briana	g	0-1	0-1	0-0	0-2-2	0	0	1	0	0	1	9
04 WILLIAMS, Kamiko	g	0-0	0-0	0-0	0-0-0	0	0	0	0	0	0	2
11 BURDICK, Cierra	g	5-10	1-1	4-6	3-3-6	3	15	1	2	1	1	31
20 HARRISON, Isabelle	g	1-2	0-0	0-1	0-1-1	1	2	0	1	0	1	4
TEAM					2-1-3							
Totals		21-56	5-17	18-31	18-27-45	15	65	15	16	4	13	200

TOTAL FG%	1st Half: 9-28 32.1%	2nd Half: 12-28 42.9%	Game: 37.5%
3-PT. FG%	1st Half: 4-10 40.0%	2nd Half: 1-7 14.3%	Game: 29.4%
F Throw %	1st Half: 4-7 57.1%	2nd Half: 14-24 58.3%	Game: 58.1%

Officials: Tina Napier, Eric Brewton, Kelly Johnson

Technical fouls: Louisiana State-None. Tennessee-None.

Attendance: 13,107

Points in the paint-LSU 19,UT 20. Points off turnovers-LSU 8,UT 14.

2nd chance points-LSU 9,UT 17. Fast break points-LSU 5,UT 12.

Bench points-LSU 17,UT 17. Score tied-11 times. Lead changed-6 times.

Last FG-LSU 2nd-01:27, UT 2nd-02:40.

Largest lead-LSU by 3 1st-18:13, UT by 9 2nd-00:35.

Score by Periods	1st	2nd	Total
Louisiana State	26	50	56
Tennessee	26	39	65

KNOXVILLE - In a physical game that saw both teams playing without key players due to injury, #9 Tennessee battled to a 65-56 victory over LSU on Thursday night before 13,107 at Thompson-Boling Arena. The Lady Vols moved to 14-4 overall and 5-1 in the SEC. The Lady Tigers fell to 13-5 and 4-2 in the league.

Meighan Simmons led Tennessee with 19 points and Cierra Burdick netted a career-high tying 15, for her highest scoring game in more than a month. An ailing Glory Johnson played just 24 minutes and scored 10 points. Shekina Stricklen missed the first game of her career with a right knee sprain. Vicki Baugh pulled down a season-high 14 rebounds as the Lady Vols outbounded LSU, 45-39.

Courtney Jones led LSU with 16 points and Adrienne Webb added 12. LSU's leading scorer LaSondra Barrett (12.5 ppg) was held to her second-lowest scoring game of the season with six before fouling out.

In a very physical and tight game, neither team led by double-figures the entire game and neither team had a lead by more than two possessions for the first 30:30. The game was tied on 10 occasions before the Lady Vols ended the game on a 16-7 run over the final 6:22 to secure the win.

Tennessee used a 10-0 run to take a 47-39 lead with 9:30 left in the second half. Back-to-back fastbreak lay-ups by Simmons and Johnson followed by a Cierra Burdick jumper put the Lady Vols ahead 45-39 with 10:34 left in the second half.

But LSU retaliated with its own 10-2 run to tie the game at 49 all with 6:40 left in regulation. Burdick ended that spurt with a jump shot to regain a Lady Vols lead, 51-49 with 6:20 remaining. The lead moved to 56-51 thanks to late successful free-throw shooting. Tennessee had a stretch of making 7-of-8 foul shots late in the game after starting 6-of-15 from the charity stripe.

Fastbreak lay-ups by Johnson and Ariel Massengale 19 seconds apart put Tennessee up 60-53 with 2:40 left in the game. Tennessee finished the game off with free throws in the final minutes to secure UT's 28th straight home SEC win.

LSU and Tennessee stood tied 26 all at intermission with solid defense being played by both teams. The Lady Vols were limited to 9-of-28 (32.1 percent) from the floor while the Lady Tigers shot 11-of-32 (34.4).

Massengale gave the Lady Vols their first lead since a Simmons 3-pointer opened the scoring, as the freshman's lay-up put UT up 14-13 with 10:16 left in the first half. LSU quickly responded with a Barrett try to regain the lead. It was short lived as Tennessee used a 13-5 run to take a 24-18 lead with 5:15 left in the first half.

LSU came into the game with the nation's second-best field goal percentage defense (30.3) and third in scoring defense (47.5). The Lady Tigers limited Tennessee to 37.5 from the floor. The Lady Vols defense was even more stiff in holding LSU to 34.4 from the floor.

GENERAL

STAFF

PLAYERS

REVIEW

HISTORY

FACILITIES

NCAA

SEC

RECORDS

MEDIA INFO



GAME 19

#7/9 UT vs. #2 Notre Dame // Jan. 23, 2012

Tennessee	FG	3PT	FT	REBS	PF	TP	A	TO	Bl	St	Min
15 MANNING, Alicia	f	0-3	0-0	0-0	11-12	1	0	0	0	0	12
25 JOHNSON, Glory	f	3-12	0-0	3-10	3-6-9	1	9	1	4	1	28
05 MASSENGALE, A.	g	1-3	1-2	0-1	0-1-1	2	3	4	2	0	35
10 SIMMONS, Meighan	g	5-15	1-3	2-3	11-12	1	13	0	2	0	28
40 STRICKLEN, S.	g	2-10	1-3	0-0	3-4-7	2	5	3	3	0	28
01 BASS, Briana	0-0	0-0	0-0	0-0-0	1	0	0	1	0	1	4
04 WILLIAMS, Kamiko	0-1	0-0	0-0	0-0-0	1	0	0	1	0	0	3
11 BURDICK, Cierra	2-6	0-0	0-0	2-3-5	3	4	2	1	0	2	18
13 SPANI, Taber	0-2	0-0	0-0	0-2-2	0	0	1	1	0	0	9
20 HARRISON, Isabelle	0-0	0-0	2-2	0-0-0	1	2	0	1	1	0	9
21 BAUGH, Vicki	4-9	0-0	0-0	4-2-6	3	8	1	3	2	0	26
TEAM				10-1							
Totals	17-61	3-8	7-16	15-20-35	16	44	12	19	4	8	200
TOTAL FG%	1st Half: 7-35 20.0%		2nd Half: 10-26 38.5%		Game: 27.9%						
3-PT. FG%	1st Half: 0-2 0.0%		2nd Half: 3-6 50.0%		Game: 37.5%						
F Throw %	1st Half: 4-10 40.0%		2nd Half: 3-6 50.0%		Game: 43.8%						

Notre Dame	FG	3PT	FT	REBS	PF	TP	A	TO	Bl	St	Min
14 PETERS, Devereaux	f	8-13	0-0	0-0	5-11-16	1	16	6	2	3	34
04 DIGGINS, Skylar	g	10-17	5-7	2-3	1-4-5	3	27	5	0	4	37
21 NOVOSSEL, Natalie	g	2-8	0-2	0-1	0-1-1	3	4	3	2	0	23
22 MALLORY, Brittany	g	0-4	0-3	1-2	0-1-1	1	2	5	2	1	28
23 MCBRIDE, Kayla	g	7-12	0-0	3-3	0-6-6	0	17	5	1	0	38
03 HOLLOWAY, Whitney	0-0	0-0	0-0	0-0-0	0	0	0	0	0	0	2
11 ACHONWA, Natalie	3-4	0-0	1-2	1-2-3	4	7	3	1	0	1	9
12 MILLER, Fraderica	0-0	0-0	0-0	0-2-2	3	0	1	0	0	0	11
15 TURNER, Kalia	0-0	0-0	0-0	0-0-0	0	0	0	0	0	0	3
34 WRIGHT, Markisha	0-0	0-0	0-0	0-1-1	1	0	0	1	0	0	10
44 BRAKER, Ariel	0-1	0-0	0-0	1-0-1	0	0	0	1	0	0	5
TEAM				3-5-8							
Totals	30-59	5-12	7-11	11-33-44	16	72	25	19	5	11	200
TOTAL FG%	1st Half: 11-31 35.5%		2nd Half: 19-28 67.9%		Game: 50.8%						
3-PT. FG%	1st Half: 2-6 33.3%		2nd Half: 3-6 50.0%		Game: 41.7%						
F Throw %	1st Half: 4-5 80.0%		2nd Half: 3-6 50.0%		Game: 63.6%						

Officials: Dee Kantner, Denise Brooks, Sue Blauch
Technical fouls: Tennessee-None. Notre Dame-None.
Attendance: 9,149

Points in the paint-UT 20,ND 48. Points off turnovers-UT 13,ND 26.
 2nd chance points-UT 8,ND 11. Fast break points-UT 2,ND 12.
 Bench points-UT 14,ND 7. Score tied-2 times. Lead changed-1 time.
 Last FG-UT 2nd-00:17, ND 2nd-01:36.
 Largest lead-UT by 2 1st-19:34, ND by 30 2nd-03:01.

Score by Periods	1st	2nd	Total
Tennessee	18	26	44
Notre Dame	28	44	72

SOUTH BEND, Ind. (AP) - Skylar Diggins matched a season high with 27 points Monday night and No. 2 Notre Dame beat No. 7 Tennessee 72-44, holding the Lady Vols to their lowest scoring output in school history.

Devereaux Peters had 16 points and 16 rebounds for the Irish (20-1), who have won 17 straight. Tennessee (14-5) got 13 points from Meighan Simmons, but shot just 27.9 percent in the lopsided loss.

Notre Dame was 0-20 all-time against the Lady Vols before a 73-59 victory in the NCAA regional finals last March in Dayton, Ohio. The Irish haven't lost since Nov. 20 to top-ranked Baylor and have now beaten both UConn and Tennessee on their home floor this season after toppling both in last year's NCAA tourney.

Leading at the half, the Irish jumped out early in the second as Diggins sank a 3-pointer and Peters had three inside baskets in an 11-3 run that opened up a 39-21 lead three minutes in. Tennessee continued to miss on everything, from both the field and the free-throw line.

Diggins made a nice strip of an inside pass, dribbled the length of the court, passed to Peters and then got it back for a layup to make it 44-26 with just over 14 minutes left. Then after picking up her third foul, Diggins hit her fourth 3-pointer of the game to make it a 21-point lead. Diggins was 10 of 17 from the field and 5 for 7 on 3-pointers.

After Tennessee closed to within 16 with about seven minutes to go, the Irish went on one final run to put it away. Kayla McBride added 17 points for the Irish.

UT made just 17 of 61 field-goal attempts and was only 7 for 16 from the free-throw line.

Rebounding, including eight early offensive caroms, kept the Lady Vols close in the early stages of the game because they could not make a shot. They missed 14 of their first 17 attempts from the floor and finished the first half 7 for 35 (20 percent). And the poor shooting extended to the line, where the Vols were only 4 for 10. The field-goal percentage and total points were first-half lows for the Vols this season.

McBride, showing an ability to break for the basket, had nine straight Notre Dame points at one juncture and scored 11 in the first half. Diggins ended up with 10 at the half, hitting two free throws with 2 seconds left to put the Irish up 28-18.

Tennessee's leading scorer, Shekinna Stricklen, who missed the previous game against LSU with a sprained knee, returned to the lineup and managed five points - five points under her average. And guard Taber Spani, who has been sidelined with a bone bruise in her left knee since Dec. 26, was also able to play.

Meighan Simmons was the only Lady Vol to score in double-figures, recording a team-high 13 points. Glory Johnson chipped in nine points and nine rebounds, while Vicki Baugh tallied eight points and six boards.

GAME 20

#7/9 UT vs. Alabama // Jan. 26, 2012

Tennessee	FG	3PT	FT	REBS	PF	TP	A	TO	Bl	St	Min
01 BASS, Briana	f	3-6	2-5	0-0	0-0-0	0	8	1	1	0	29
05 MASSENGALE, A.	f	0-4	0-3	1-2	0-2-2	2	1	1	1	0	28
11 BURDICK, Cierra	c	3-10	0-2	3-5	0-3-3	0	9	2	1	0	31
21 BAUGH, Vicki	g	4-5	0-0	0-0	1-5-6	2	8	2	2	1	18
25 JOHNSON, Glory	g	6-10	0-0	1-1	4-4-8	2	13	1	1	0	15
04 WILLIAMS, Kamiko	4-7	0-1	2-2	0-1-1	0	10	5	0	0	1	19
10 SIMMONS, Meighan	3-8	1-4	2-2	1-0-1	2	9	0	1	0	0	13
15 MANNING, Alicia	1-4	0-1	2-2	2-3-5	4	4	0	1	0	1	13
20 HARRISON, Isabelle	3-8	0-0	4-7	3-3-6	2	10	0	2	0	1	19
40 STRICKLEN, Shekinna	5-9	1-3	3-4	0-4-4	2	14	0	0	0	1	15
TEAM				1-3-4							
Totals	32-71	4-19	18-25	12-28-40	16	86	22	8	3	11	200
TOTAL FG%	1st Half: 19-39 48.7%		2nd Half: 13-32 40.6%		Game: 45.1%						
3-PT. FG%	1st Half: 1-8 12.5%		2nd Half: 3-11 27.3%		Game: 21.1%						
F Throw %	1st Half: 8-12 66.7%		2nd Half: 10-13 76.9%		Game: 72.0%						

Alabama	FG	3PT	FT	REBS	PF	TP	A	TO	Bl	St	Min
03 ROBINSON, J.	f	1-6	0-1	0-0	0-1-1	4	2	1	2	0	21
05 FARMER, Celisia	c	3-7	0-4	0-0	1-1-2	2	6	0	2	0	23
10 PERKINS, Meghan	c	3-7	0-1	2-2	2-5-7	3	8	2	4	1	23
21 CROSBY, Kyra	g	7-13	0-0	1-3	2-3-5	2	15	0	1	3	25
22 LEE, Kristin	g	0-2	0-0	4-6	1-4-5	4	4	4	5	0	30
01 DANIELS, Aneeshah	2-4	0-0	2-4	0-4-4	4	6	1	3	0	0	16
12 MYERS, Shafontaye	1-7	1-6	0-0	0-2-2	1	3	1	1	0	0	13
14 HOGUE, Erin	2-3	0-0	1-3	1-2-3	1	5	0	2	0	0	23
15 WATERS, Erika	0-0	0-0	0-0	0-0-0	0	0	0	1	0	0	3
33 MERRITT, Jessica	3-6	0-2	1-4	0-5-5	0	7	1	0	0	0	23
TEAM				3-3-6							
Totals	22-55	1-14	11-22	10-30-40	21	56	10	22	4	2	200
TOTAL FG%	1st Half: 11-26 42.3%		2nd Half: 11-29 37.9%		Game: 40.0%						
3-PT. FG%	1st Half: 1-5 20.0%		2nd Half: 0-9 0.0%		Game: 7.1%						
F Throw %	1st Half: 9-19 47.4%		2nd Half: 2-3 66.7%		Game: 50.0%						

Officials: Felicia Grinter, Wesley Dean, Bill Larence
Technical fouls: Tennessee-None. Alabama-None.
Attendance: 2,049

Points in the paint-UT 34,UA 26. Points off turnovers-UT 25,UA 2.
 2nd chance points-UT 14,UA 6. Fast break points-UT 12,UA 4.
 Bench points-UT 47,UA 21. Score tied-0 times. Lead changed-0 times.
 Last FG-UT 2nd-03:49, UA 2nd-00:03.
 Largest lead-UT by 33 2nd-02:32, UA None.

Score by Periods	1st	2nd	Total
Tennessee	47	59	86
Alabama	32	24	56

TUSCALOOSA, Ala. - The #7/9 Tennessee women's basketball team got back on the winning track with a convincing 86-56 victory at Alabama. Shekinna Stricklen led four players in double-figures with 14. The Lady Vols improved to 15-5 overall with a 6-1 mark in the SEC. The Crimson Tide dropped to 10-11 and remain winless in the league at 0-7.

The Lady Vols unveiled a new starting lineup featuring Glory Johnson, Cierra Burdick, Briana Bass, Vicki Baugh and Ariel Massengale and it proved successful. Johnson tallied 13 points and grabbed eight rebounds. Burdick added nine while both Bass and Baugh tallied eight. Massengale was a sensational distributor handling out 11 assists -- one shy of her career-high.

Coming off the bench, Kamiko Williams and Isabelle Harrison each chipped in with 10. Kyra Crosby led Alabama with 15 points in defeat. She was Alabama's lone double-figure scorer. The Tide was held to just 1-of-14 from 3-point territory.

"We were happy with the pace we played," Tennessee associate head coach Holly Warlick said. "Obviously, we wanted to score. We wanted an up-tempo game. I thought the first half, Alabama hung tough with us."

Tennessee jumped out to a 7-0 lead in the game's first 2 minutes and was comfortably ahead for most of the opening half. The Vols led by 15 points at the break.

"To have a good start, I think that helps our team a lot, gives us a lot of confidence and warns people for next time," Johnson said.

The Vols had only four turnovers compared to Alabama's eight. Tennessee also won the rebounding battle 24-17.

"What I thought happened in the first half is if we'd made some free throws, maybe kept the score a little bit closer, it might've been a different type basketball game," Alabama coach Wendell Hudson said. "But from the effort standpoint, Tennessee is a very good basketball team, and I thought we competed."

Tennessee scored 25 points off 22 turnovers, including 11 steals.

The Vols shot 45 percent from the field (32-of-71) but just 21 percent on 3-point attempts (4-of-19). Alabama's performance from long range was much worse; the Tide went 1-for-14.

GAME 21

#7/9 UT vs. #17/15 Georgia // Jan. 29, 2012

Tennessee	FG	3PT	FT	REBS	PF	TP	A	TO	Bl	St	Min	
05 MASSENGALE, A	f	4-6	2-2	6-8	0-4-4	1	16	3	3	0	1	35
10 SIMMONS, Meighan	f	3-8	1-4	2-2	0-0-0	1	9	1	3	0	0	38
11 BURDICK, Cierra	c	2-4	0-0	0-0	1-5-6	3	4	1	3	1	0	14
25 JOHNSON, Glory	g	2-2	0-0	1-2	2-6-8	4	5	3	2	3	2	21
40 STRICKLEN, S.	g	9-18	1-4	5-7	4-3-7	2	24	2	1	1	2	40
01 BASS, Briana	g	0-0	0-0	0-0	0-0-0	0	0	0	0	0	0	4
13 SPANI, Taber	g	1-5	1-2	0-0	0-1-1	1	3	2	1	1	1	21
15 MANNING, Alicia	g	0-0	0-0	0-0	0-0-0	3	0	0	0	0	0	5
20 HARRISON, Isabelle	g	0-0	0-0	0-0	1-0-1	2	0	0	2	0	1	2
21 BAUGH, Vicki	g	2-4	0-0	2-2	1-7-8	3	6	0	3	1	0	20
TEAM					11-2							
Totals		23-47	5-12	16-21	10-27-37	20	67	12	19	7	2	200

TOTAL FG%	1st Half: 12-27 44.4%	2nd Half: 11-20 55.0%	Game: 48.9%
3-PT. FG%	1st Half: 2-6 33.3%	2nd Half: 3-6 50.0%	Game: 41.7%
F Throw %	1st Half: 3-4 75.0%	2nd Half: 13-17 76.5%	Game: 76.2%

Georgia	FG	3PT	FT	REBS	PF	TP	A	TO	Bl	St	Min	
01 MILLER,Khaalidah	f	3-13	1-10	0-0	0-0-0	0	7	2	2	0	1	40
03 ARMSTRONG,A.M.	f	2-10	1-5	4-4	3-5-8	3	9	3	5	0	1	31
11 MITCHELL,Meredith	c	2-10	0-1	9-12	4-4-8	5	13	2	3	0	4	39
12 HASSELL,Jasmine	g	5-9	0-0	1-2	4-1-5	4	11	0	1	0	3	27
31 FORDE,Erika	g	2-8	0-2	0-0	3-1-4	3	4	1	2	0	1	40
15 DONALD,Krista	g	2-7	0-0	0-1	1-2-3	2	4	0	0	0	10	
23 WILLIS,Tamika	g	1-2	0-0	0-0	2-3-5	0	2	0	0	0	13	
TEAM												
Totals		17-59	2-18	14-19	18-16-34	17	50	8	14	0	10	200

TOTAL FG%	1st Half: 12-34 35.3%	2nd Half: 5-25 20.0%	Game: 28.8%
3-PT. FG%	1st Half: 2-11 18.2%	2nd Half: 0-7 0.0%	Game: 11.1%
F Throw %	1st Half: 2-3 66.7%	2nd Half: 12-16 75.0%	Game: 73.7%

Officials: Scott Yarbrough, Mark Zentz, Billy Smith
Technical fouls: Tennessee-None. Georgia-None.
Attendance: 10,523

Points in the paint-UT 32,UGA 24. Points off turnovers-UT 9,UGA 18.
 2nd chance points-UT 7,UGA 15. Fast break points-UT 8,UGA 6.
 Bench points-UT 9,UGA 6. Score tied-2 times. Lead changed-0 times.
 Last FG-UT 2nd-00:36, UGA 2nd-04:16.
 Largest lead-UT by 17 2nd-00:36, UGA None.

Score by Periods	1st	2nd	Total
Tennessee	29	38	67
Georgia	28	22	50

ATHENS, Ga. - After leading by just one point at halftime, #7/9 Tennessee outscored #17/15 Georgia in the second half, 38-22, to claim a 67-50 victory at Stegman Coliseum on Sunday evening. The Lady Vols (16-5, 7-1 SEC) scored the first 11 points of the second half to take a 40-28 lead and never looked back. The closest the Lady Dogs (16-6, 5-4) got for the remainder of the game was eight points. Shekinna Stricklen led all scorers with 24 points. Ariel Massengale was Tennessee's only other double-figure scorer with 16.

Georgia was led by Meredith Mitchell (13) and Jasmine Hassell (11). The Lady Vols' defense was stifling as it limited Georgia to just 28.8 from the floor (17-of-59) and a 2-of-18 from 3-point range.

Taber Spani returned to action and scored three points. Glory Johnson was the top rebounder with eight to go along with five points.

Stricklen keyed that 11-0 run to start the second half as she scored six points in the spurt that started with a Meighan Simmons 3-pointer just 15 seconds into the second half.

Tennessee led 29-28 at halftime after Georgia cut its deficit to one just before halftime on a layup by Erika Ford with 30 seconds left in the half. The Lady Vols built a 19-11 lead on a 3-pointer by Spani with 10:50 left in the half, but Georgia answered with the next six points. To get back to within two at 19-17.

GAME 22

#8 UT vs. South Carolina // Feb. 2, 2012

South Carolina	FG	3PT	FT	REBS	PF	TP	A	TO	Bl	St	Min	
12 STEPHENS, C.	f	1-2	0-0	1-1	1-2-3	1	3	0	0	0	0	32
21 BRUNER, Ashley	f	2-10	0-0	1-5	3-2-5	5	2	1	0	2	22	
03 WALKER, Ieasia	g	5-15	0-5	1-2	1-3-4	3	11	6	0	1	28	
05 GRANT, Markeshia	g	10-21	7-12	0-2	1-1-2	2	27	1	2	0	34	
11 SUTTON, La'Keisha	g	5-12	0-3	2-2	3-3-6	3	12	2	1	0	38	
20 WHITE, Sancheon	0-1	0-1	0-0	0-2-2	1	0	0	0	0	0	5	
23 ROY, Tina	0-2	0-1	0-0	1-0-1	0	0	0	0	0	0	5	
24 WELCH, Aleighsa	3-3	0-0	0-2	2-7-9	3	6	1	0	1	0	26	
TEAM				1-3-4								
Totals		26-66	7-22	5-14	13-23-36	15	64	12	4	2	200	

TOTAL FG%	1st Half: 13-35 37.1%	2nd Half: 13-31 41.9%	Game: 39.4%
3-PT. FG%	1st Half: 3-12 25.0%	2nd Half: 4-10 40.0%	Game: 31.8%
F Throw %	1st Half: 0-4 0.0%	2nd Half: 5-10 50.0%	Game: 35.7%

Tennessee	FG	3PT	FT	REBS	PF	TP	A	TO	Bl	St	Min	
11 BURDICK, Cierra	f	1-2	0-0	2-2	1-0-1	0	4	0	0	1	8	
40 STRICKLEN, S.	f	3-7	0-2	2-4	3-7-10	3	8	2	0	1	35	
25 JOHNSON, Glory	c	6-11	0-0	1-1	2-7-9	5	13	0	2	3	26	
05 MASSENGALE, A.	g	4-4	0-4	4-4	0-3-3	1	12	3	4	0	40	
10 SIMMONS, Meighan	g	2-8	0-1	0-0	0-2-2	0	4	0	0	0	24	
04 WILLIAMS, Kamiko	3-3	0-0	1-1	1-1-2	0	7	0	0	0	1	17	
13 SPANI, Taber	3-9	1-1	1-3	2-2-4	1	8	1	3	0	0	31	
15 MANNING, Alicia	2-3	0-0	0-0	1-6-7	1	4	1	0	0	0	10	
21 BAUGH, Vicki	0-1	0-0	0-0	1-3-4	1	0	0	2	0	0	9	
TEAM				2-0-2								
Totals		24-58	1-8	11-15	13-31-44	12	60	7	11	6	200	

TOTAL FG%	1st Half: 12-31 38.7%	2nd Half: 12-27 44.4%	Game: 41.4%
3-PT. FG%	1st Half: 0-2 0.0%	2nd Half: 1-6 16.7%	Game: 12.5%
F Throw %	1st Half: 4-6 66.7%	2nd Half: 7-9 77.8%	Game: 73.3%

Officials: Dee Kantner, Laura Morris, Carla Fountain
Technical fouls: South Carolina-None. Tennessee-None.
Attendance: 10,021

Points in the paint-SC 24,UT 36. Points off turnovers-SC 9,UT 6.
 2nd chance points-SC 14,UT 12. Fast break points-SC 4,UT 4.
 Bench points-SC 6,UT 19. Score tied-5 times. Lead changed-10 times.
 Last FG-SC 2nd-02:15, UT 2nd-03:58.
 Largest lead-SC by 5 1st-16:18, UT by 7 2nd-05:02.

Score by Periods	1st	2nd	Total
South Carolina	29	35	64
Tennessee	28	32	60

KNOXVILLE - The #8 Lady Vols saw their 28-game home conference win streak come to an end as South Carolina handed Tennessee a 64-60 defeat. The Gamecocks finished the game on a run 9-0 run to claim their first-ever win in Knoxville after being 0-20 all-time. Markeshia Grant scored a career-high 27 points including seven 3-pointers for USC (18-5, 7-3 SEC).

The Lady Vols (16-6, 7-2) were led by Glory Johnson, who had 13 points. Ariel Massengale added 12.

All-time USC was 2-4 against the Lady Vols. The last time South Carolina beat Tennessee was on Jan. 23, 1980, a 56-52 USC win at home. The last time UT dropped a home SEC game was on Feb. 14, 2008, a 78-62 loss to #7 LSU.

Ieasia Walker put home a lay-up with 2:15 left to take the lead for good. 61-60. Walker then knocked down one of two free throws with 1:00 left to make it a 62-60 game. The Gamecocks forced a jumpball and took possession with 45 seconds remaining. After Grant missed a 3-pointer with 21 seconds left La'Keisha Sutton grabbed an offensive rebound. Sutton then knocked down two free throws with 12 seconds left to seal the win.

After being down by five, the Lady Vols rallied to tie the game at 46 all on a Shekinna Stricklen layup with 10:23 left in the second half. A Taber Spani 3-pointer -- Tennessee's first try of the game -- with 9:57 left gave the Lady Vols a 49-46 wrapping an 8-0 run. A Kamiko Williams 3-point play extended the advantage to 52-48 with 8:48 left.

Tennessee took the first lead of more than five points in the game on a Williams' jumpshot with 5:00 left in the game. That put the Lady Vols up 57-50.

USC rallied back as Grant nailed her seven 3-pointer of the game with 3:41 left to cut the Gamecocks deficit to 57-55. That added to Grant's career-high, but was her first basket in 10 minutes.

South Carolina trimmed the lead to one at 60-59 after a steal by Ashley Bruner and a lay-in by Aleighsa Welch with 2:49 left.

The game was close throughout with neither team leading by seven points all night. UT didn't score for the final 3:38 of the game on a Johnson lay-up.

The Gamecocks went on an 8-0 run over a two-minute span to take a 43-38 lead with 14:28 left in the second half.

South Carolina held a narrow 29-28 lead at halftime thanks to 15 points from Grant, who tallied 15 points on 6-of-9 shooting. The remainder of the USC squad shot just 7-of-24 from the floor (29.1 percent). Massengale had nine points in the first stanza to lead all Lady Vols. Tennessee did not have a steal in the game and made just one 3-pointer, that Spani try in the second half.

GENERAL

STAFF

PLAYERS

REVIEW

HISTORY

FACILITIES

NCAA

SEC

RECORDS

MEDIA INFO



GAME 23

#8 UT vs. Auburn // Feb. 5, 2012

Auburn	FG	3PT	FT	REBS	PF	TP	A	TO	Bl	St	Min
14 ALVERSON, B.	f	2-9	1-4	2-2	1-6-7	1	7	2	2	2	28
23 HILLIARD, Chantel	f	2-7	0-0	0-0	2-2-4	4	4	2	2	1	20
32 TANNER, Tyrese	f	5-10	0-1	1-3	0-0-0	5	11	2	3	0	24
03 OUARDAD, Najat	g	1-3	0-1	2-2	0-4-4	4	4	1	6	0	28
22 GLYMPH, Camille	g	4-11	3-5	2-2	1-2-3	2	13	0	2	0	31
00 MUHAMMAD, Hasina	g	5-11	0-1	0-0	0-4-4	1	10	0	2	0	15
02 JENNINGS, Morgan	g	3-3	0-0	2-5	2-0-2	0	8	3	3	0	20
04 SIMMONS, Parrisha	g	0-0	0-0	0-0	1-2-3	1	0	0	0	0	12
20 WEST, Pascale	g	0-0	0-0	0-0	0-1-1	0	0	0	0	0	3
25 WILLIAMS, Jassany	g	1-3	0-0	1-2	1-2-3	2	3	2	1	3	14
34 DAVIS, Peyton	g	0-1	0-0	1-2	2-1-3	1	1	0	0	0	5
TEAM				4-4-8				2			
Totals		23-58	4-12	11-18	14-28-42	21	61	11	23	7	5 200

TOTAL FG%	1st Half: 13-31 41.9%	2nd Half: 10-27 37.0%	Game: 39.7%
3-PT. FG%	1st Half: 3-8 37.5%	2nd Half: 1-4 25.0%	Game: 33.3%
F Throw %	1st Half: 2-2 100%	2nd Half: 9-16 56.3%	Game: 61.1%

Tennessee	FG	3PT	FT	REBS	PF	TP	A	TO	Bl	St	Min
15 MANNING, Alicia	f	2-6	0-0	0-0	2-1-3	0	4	1	1	0	11
25 JOHNSON, Glory	f	6-7	0-0	2-6	1-10-11	14	3	0	4	1	35
40 STRICKLEN, S.	f	4-14	0-4	3-5	4-6-10	4	11	2	3	1	37
05 MASSENGALE, A.	g	6-11	1-1	1-2	1-4-5	2	14	4	3	0	29
10 SIMMONS, Meighan	g	6-9	1-3	0-1	0-1-1	2	13	1	2	0	22
01 BASS, Briana	g	0-1	0-0	0-0	0-0-0	1	0	1	0	0	2
04 WILLIAMS, Kamiko	g	2-5	0-1	0-0	1-0-1	2	4	2	1	0	18
11 BURDICK, Cierra	g	1-3	0-0	2-2	0-0-0	3	4	0	1	0	7
13 SPANI, Taber	g	3-7	1-3	2-2	0-2-2	1	9	0	0	1	21
20 HARRISON, Isabelle	g	1-3	0-0	3-3	2-2-4	2	5	0	1	0	8
21 BAUGH, Vicki	g	1-2	0-0	2-2	1-0-1	0	4	1	0	1	11
TEAM				1-0-1							
Totals		32-68	3-13	15-23	13-26-39	18	82	15	11	7	13 200

TOTAL FG%	1st Half: 17-38 44.7%	2nd Half: 15-30 50.0%	Game: 47.1%
3-PT. FG%	1st Half: 2-11 18.2%	2nd Half: 1-2 50.0%	Game: 23.1%
F Throw %	1st Half: 6-12 66.7%	2nd Half: 7-11 63.6%	Game: 65.2%

Officials: Jennifer Rezac, Frank Steratore, Charlie Hust
Technical fouls: Auburn-None. Tennessee-None.
Attendance: 16,361

Points in the paint-AU 28,UT 52. Points off turnovers-AU 2,UT 21.
 2nd chance points-AU 14,UT 15. Fast break points-AU 4,UT 16.
 Bench points-AU 22,UT 26. Score tied-4 times. Lead changed-2 times.
 Last FG-AU 2nd-02:47, UT 2nd-00:15.
 Largest lead-AU by 5 1st-17:08, UT by 21 2nd-00:42.

Score by Periods	1st	2nd	Total
Auburn	31	30	61
Tennessee	44	38	82

KNOXVILLE - No. 8 Tennessee started a new homecourt conference win streak on Sunday afternoon with an 82-61 victory over Auburn. Glory Johnson and Ariel Messengale led all scorers with 14 points each. Johnson also grabbed a game-high 11 rebounds and had four blocks for her ninth double-double of the season, while Messengale added four assists and four steals.

Shekinna Stricklen posted a double-double as well, her third of the season and first since Nov. 27 against Baylor, with 11 points and 10 rebounds.

UT moves to 17-6 overall and 8-2 in the SEC while Auburn lost for the fourth time in five games and fell to 11-13 and 3-8 in the league. Tennessee has won 14 games in a row at home vs. Auburn, dating to 1989.

After trailing very early in the game, Tennessee made easy work of Auburn, pulling away in the second half. A layup by Vicki Baugh with 4:05 left in the first half gave the Lady Vols their first double-figure lead of the afternoon (38-27) and they continued to hold a margin of at least eight for the remainder of the game.

Five consecutive points by Messengale gave UT a 56-39 lead with 13:24 left in the game. That was Tennessee's largest lead to that point. Auburn cut the deficit to 11 at 58-47 on a lay-up by Morgan Jennings with 9:57 left, but Messengale answered with her own hoop with 9:30 left in the game.

Hasina Muhammad's lay-up with 6:53 left cut the Auburn deficit to eight at 61-53 but Meighan Simmons came right back to regain a 10-point and Johnson's putback expanded the lead back to 12 at 65-53. A Lady Vol's 11-0 run late in the game put the contest out of reach. Shekinna Stricklen's lay-up off a feed from Messengale ballooned UT's lead to 72-53 with 4:27 left.

A Taber Spani 3-pointer with 5:00 left in the first half gave the Lady Vols a 34-25 lead. Tennessee continued to pull away as the Lady Vols took a 44-31 lead into halftime on a Messengale lay-up with 1:45 left in the half.

Auburn held an advantage as large as five points early on, but Tennessee took the lead for good at 16-14 on an Alicia Manning lay-up with 13:54 left in the first half. A jumper by Spani with 12:15 left finished a 7-0 run for the Lady Vols and gave them an 18-14 lead.

The Lady Vols had their 28-game home SEC win streak come to an end on Thursday night as South Carolina rallied late to beat UT, 64-60. In that game, Tennessee did not record a steal. Against Auburn, the Lady Vols came away with 13 thefts.

GAME 24

#11 UT vs. #25 Vanderbilt // Feb. 9, 2012

Tennessee	FG	3PT	FT	REBS	PF	TP	A	TO	Bl	St	Min
25 JOHNSON, Glory	f	8-12	0-0	3-4	2-2-4	5	19	1	6	3	0 29
40 STRICKLEN, S.	f	7-13	3-6	0-0	1-1-2	4	17	2	2	1	34
05 MASSENGALE, A.	g	0-2	0-1	2-2	0-2-2	4	2	7	2	0	1 27
10 SIMMONS, Meighan	g	5-11	3-7	7-8	0-0-0	1	20	1	1	0	1 25
13 SPANI, Taber	g	1-4	0-2	2-2	1-2-3	1	4	0	1	0	1 17
01 BASS, Briana	g	0-2	0-0	0-0	0-0-0	1	0	1	0	0	0 11
04 WILLIAMS, Kamiko	g	1-3	0-1	1-2	1-0-1	0	3	1	0	0	0 6
11 BURDICK, Cierra	g	3-7	1-2	0-0	2-7-9	1	7	2	2	0	0 23
15 MANNING, Alicia	g	2-4	0-0	0-0	1-2-3	1	4	1	1	0	2 12
20 HARRISON, Isabelle	g	0-0	0-0	1-4	0-0-0	0	1	0	0	0	0 6
21 BAUGH, Vicki	g	1-3	0-0	0-1	0-1-1	1	2	2	1	0	1 10
TEAM				1-1-2							
Totals		28-61	7-19	16-23	9-18-27	19	79	18	16	6	6 200

TOTAL FG%	1st Half: 12-28 42.9%	2nd Half: 16-33 48.5%	Game: 45.9%
3-PT. FG%	1st Half: 2-9 22.2%	2nd Half: 5-10 50.0%	Game: 36.8%
F Throw %	1st Half: 6-10 80.0%	2nd Half: 8-13 61.5%	Game: 69.6%

Vanderbilt	FG	3PT	FT	REBS	PF	TP	A	TO	Bl	St	Min
34 CLARKE, Tiffany	f	10-13	0-0	3-7	5-7-12	3	23	1	3	0	0 26
21 HOLZER, Stephanie	c	9-13	0-0	1-3	3-6-9	4	19	1	2	0	0 37
05 SCHRANN, Kady	g	2-7	0-1	0-0	0-2-0	4	0	4	0	1	0 25
10 FOGGIE, Christina	g	9-19	4-7	0-0	2-4-6	4	22	4	3	0	0 38
11 LISTER, Jasmine	g	7-13	2-4	3-4	1-2-3	3	19	13	4	0	1 40
12 COLEMAN, Jordan	g	0-0	0-0	0-0	0-1-1	1	0	2	2	0	2 14
30 BROWN, Elan	g	2-5	0-1	2-2	2-2-4	4	6	1	0	0	2 20
TEAM				1-3-4							
Totals		39-70	6-13	9-16	14-27-41	19	93	22	15	0	5 200

TOTAL FG%	1st Half: 19-36 52.8%	2nd Half: 20-34 58.8%	Game: 55.7%
3-PT. FG%	1st Half: 3-7 42.9%	2nd Half: 3-6 50.0%	Game: 46.2%
F Throw %	1st Half: 1-2 50.0%	2nd Half: 8-14 57.1%	Game: 56.3%

Officials: Bryan Enterline, Ed Sidlasky, Brian Hall
Technical fouls: Tennessee-None. Vanderbilt-None.
Attendance: 12,034

Points in the paint-UT 28,VU 52. Points off turnovers-UT 17,VU 21.
 2nd chance points-UT 9,VU 16. Fast break points-UT 4,VU 4.
 Bench points-UT 17,VU 6. Score tied-3 times. Lead changed-5 times.
 Last FG-UT 2nd-00:46, VU 2nd-00:05.
 Largest lead-UT by 2 1st-19:21, VU by 14 2nd-03:24.

Score by Periods

1st	2nd	Total	
Tennessee	34	45	79
Vanderbilt	42	51	93

NASHVILLE, Tenn. - The No. 11 Lady Vols trailed most of the night, but took a brief lead in the second half before No. 25 Vanderbilt regained control and posted a 93-79 victory at Memorial Gym.

Four Commodores scored in double-figures as Tiffany Clarke had 23 and Christina Foggie netted 22. Stephanie Holzer tallied 19 while Jessica Lister had 19 points and 13 assists. Vanderbilt moved to 19-5 overall and 7-4 in the SEC.

The Lady Vols (17-7, 8-3 SEC) were led by Meighan Simmons, who had 20 points. Glory Johnson scored 19 before fouling out with six minutes left in the game. Shekinna Stricklen also scored 17.

The game marked the second time Tennessee allowed 90 points this season, as the Lady Vols gave up 97 to Stanford on Dec. 20, 2011. It was the most points ever scored by Vandy against Tennessee as the Commodores shot 55 percent for the game and 58 percent in the second half alone.

Vanderbilt used a 17-2 run after the Lady Vols climbed all the way out of a 12-point hole to take a commanding 69-56 lead with 7:49 left in the game on a Clarke lay-up. The Commodores lead ballooned to 14 points as Foggie's fastbreak lay-up put Vanderbilt up 80-66.

After being down by as many as 12 points, Tennessee rallied to take a short-lived lead at 54-52 with 11:42 left in the second half on a Johnson jumper. Cierra Burdick had tied the game at 52 all with 12:33 left in the game.

The Lady Vols lost to Vanderbilt for the first time in eight games and just the second time in the last 25 meetings dating to 2001-02.

GAME 25

#13/10 UT vs.#7 Kentucky // Feb. 13, 2012

Kentucky	FG	3PT	FT	REBS	PF	TP	A	To	Bl	St	Min	
40 HENDERSON, B.	f	0-1	0-0	0-0	0-1-1	0	0	0	0	0	4	
01 MATHIES, A'dia	g	5-13	0-1	2-4	3-1-4	1	12	2	0	0	26	
13 GOSS, Bria	g	6-12	2-5	1-2	0-0-0	2	15	2	3	0	20	
24 SMITH, Amber	g	0-4	0-3	0-1	1-1-2	2	0	1	4	0	29	
32 EVANS, Kastine	g	1-5	0-3	0-0	3-0-3	2	2	0	0	0	20	
03 RILEY, Crystal	g	0-1	0-0	0-0	0-0-0	1	0	1	0	0	4	
04 SNOWDEN, Keyia	g	0-5	0-3	3-4	0-0-0	0	3	0	0	0	11	
10 PINKETT, Bernisha	g	4-9	2-4	0-0	0-0-0	1	10	0	4	0	17	
20 CONWRIGHT, Maegan	g	0-3	0-0	2-2	1-1-2	1	2	0	2	1	14	
23 WALKER, Samarie	g	3-6	0-0	0-0	2-2-4	4	6	0	4	1	23	
25 ALI, Bra'Shay	g	2-2	0-0	0-0	2-0-2	1	4	0	0	0	13	
31 DRAKE, Samantha	g	0-0	0-0	0-0	0-1-2	2	0	0	0	0	5	
50 BISHOP, Azia	g	0-2	0-0	0-0	1-1-2	4	0	0	1	1	14	
TEAM					5-1-6							
Totals		21-63	4-19	8-13	18-9-27	21	54	6	20	2	9	200

TOTAL FG%	1st Half: 10-33 30.3%	2nd Half: 11-30 36.7%	Game: 33.3%
3-PT FG%	1st Half: 1-10 10.0%	2nd Half: 3-9 33.3%	Game: 21.1%
F Throw %	1st Half: 7-11 63.6%	2nd Half: 1-2 50.0%	Game: 61.5%

Tennessee	FG	3PT	FT	REBS	PF	TP	A	To	Bl	St	Min	
25 JOHNSON, Glory	f	4-5	0-0	2-4	2-5-7	3	10	0	2	2	20	
40 STRICKLEN, S.	f	8-12	0-1	2-2	1-5-6	2	18	3	1	2	25	
05 MASSENGALE, A.	g	2-2	1-1	2-2	0-1-1	0	7	6	0	0	23	
10 SIMMONS, Meighan	g	10-17	3-5	2-2	1-1-2	1	25	3	4	1	35	
13 SPANI, Taber	g	2-6	1-3	1-2	2-1-3	0	6	2	0	1	22	
01 BASS, Briana	g	1-3	1-3	1-2	0-0-0	1	4	3	2	0	17	
04 WILLIAMS, Kamiko	g	3-5	0-0	0-0	3-2-5	2	6	1	0	2	17	
11 BURDICK, Cierra	g	1-4	0-0	0-0	1-4-5	1	2	3	2	0	10	
15 MANNING, Alicia	g	0-0	0-0	0-0	0-0-0	0	0	0	0	0	6	
20 HARRISON, Isabelle	g	1-2	0-0	3-6	2-1-3	0	5	0	1	0	6	
21 BAUGH, Vicki	g	4-5	0-0	0-1	4-3-7	2	8	0	1	0	19	
TEAM					3-3-6							
Totals		36-61	6-13	13-21	19-26-45	12	91	22	19	8	7	200

TOTAL FG%	1st Half: 18-30 60.0%	2nd Half: 18-31 58.1%	Game: 59.0%
3-PT FG%	1st Half: 3-7 42.9%	2nd Half: 3-6 50.0%	Game: 46.2%
F Throw %	1st Half: 7-9 77.8%	2nd Half: 6-12 50.0%	Game: 61.9%

Officials: Lisa Mattingly, Dee Kantner, Scott Yarbrough
Technical fouls: Kentucky-None. Tennessee-JOHNSON, Glory.
Attendance: 14,807

Points in the paint-UK2 28,UT 42. Points off turnovers-UK2 15,UT 32.
 2nd chance points-UK2 17,UT 22. Fast break points-UK2 4,UT 22.
 Bench points-UK2 25,UT 25. Score tied-0 times. Lead changed-0 times.
 Last FG-UK2 2nd-01:32, UT 2nd-00:43.
 Largest lead-UK2 None, UT by 40 2nd-04:37.

Score by Periods	1st	2nd	Total
Kentucky	28	26	54
Tennessee	46	45	91

KNOXVILLE - The No. 13 Lady Vols gained a measure of revenge on Monday night as they handed No. 7 Kentucky their largest defeat of the season as Tennessee routed the Wildcats 91-54 in front of 14,807 at Thompson-Boling Arena. The game served as the focal point for Live Pink, Bleed Orange an initiative as part of the "Play 4 Kay" raising awareness for breast cancer in honor of the late Kay Yow.

The win moved the Lady Vols record to 18-7 overall and 9-3 in the SEC. Kentucky dropped its second game in a row after losing to LSU last Sunday and stands at 21-4 overall and 10-2 in the league.

Meighan Simmons tallied a season-high 25 points. Shekinna Stricklen scored 18. Glory Johnson added 10 and grabbed seven rebounds.

The Lady Vols shot a sensational 59.0 percent from the floor and held Kentucky to just 33.3 from the floor. Tennessee outrebounded UK, 45-27.

Back on Jan. 12, Kentucky edged the Lady Vols, 61-60 in Lexington to take the lead in the SEC. Tennessee inched back to within a game of the league lead with Monday's victory.

Kentucky's leading scorer A'dia Mathies tallied 12. Back in January, she netted a career-high 34. The Cats' top scorer on Monday was Bria Goss, who had 15.

The Lady Vols' lead expanded to 28 on a putback layup by Johnson with 11:51 left in the game as the onslaught continued. The lead ballooned to 40 on a Kamiko Williams jumper with 4:32 left in the game.

Tennessee dominated the first half, leading 46-28 at intermission behind 12 points apiece from Simmons and Stricklen. The Lady Vols shot 60 percent from the floor while holding the Wildcats to 30.3 from the floor and 1-10 from 3-point range.

The Lady Vols went on a 14-0 run over 2:12 late in the first half to build a 39-18 advantage with 4:39 left in the first half. Vicki Baugh, Simmons and Williams each had four points in the spur.

After getting down by 12, Kentucky cut the deficit to five at 21-16 on a give-and-go lay-up from Bernisha Pinkett with 9:20 left. But the Lady Vols responded.

Tennessee came out strong building an 18-6 lead after an Ariel Messengale lay-up with 13:36 left in the first half. The Lady Vols made eight of their first 10 shots including Stricklen starting 3-of-3. Kentucky began the game just 2-of-16 from the floor.

GAME 26

#13/10 UT vs. Mississippi State // Feb. 16, 2012

Tennessee	FG	3PT	FT	REBS	PF	TP	A	To	Bl	St	Min
25 JOHNSON, Glory	f	3-10	0-0	1-3	2-15-15	2	7	2	5	2	31
40 STRICKLEN, S.	f	8-18	1-2	5-6	5-7-12	1	22	0	3	1	29
05 MASSENGALE, A.	g	0-7	0-4	0-1	0-3-3	1	0	1	1	0	34
10 SIMMONS, Meighan	g	2-9	0-2	2-4	0-1-1	1	6	2	3	0	21
13 SPANI, Taber	g	1-3	0-1	0-0	2-3-5	0	2	0	2	0	12
01 BASS, Briana	g	0-1	0-0	0-0	0-1-0	0	0	0	0	0	6
04 WILLIAMS, Kamiko	g	4-7	0-0	0-0	2-3-5	0	8	2	1	1	25
11 BURDICK, Cierra	g	5-6	0-0	0-0	2-5-7	1	10	3	2	2	26
15 MANNING, Alicia	g	0-0	0-0	0-0	0-0-0	1	0	0	0	0	2
21 BAUGH, Vicki	g	1-1	0-0	0-0	2-4-6	0	2	0	2	0	14
TEAM					13-4						
Totals		24-62	1-9	8-14	16-43-59	7	57	10	19	6	200

TOTAL FG%	1st Half: 11-30 36.7%	2nd Half: 13-32 40.6%	Game: 38.7%
3-PT FG%	1st Half: 0-4 0.0%	2nd Half: 1-5 20.0%	Game: 11.1%
F Throw %	1st Half: 0-0 0.0%	2nd Half: 8-14 57.1%	Game: 57.1%

Mississippi State	FG	3PT	FT	REBS	PF	TP	A	To	Bl	St	Min	
10 ALWAL, Martha	f	2-4	0-0	0-0	1-6-7	4	4	0	1	3	0	
34 BETT, Catina	c	1-9	0-0	0-0	1-5-6	3	2	0	1	0	27	
03 JOHNSON, D.	g	1-5	1-6	0-0	1-4-5	1	3	7	5	1	36	
04 PORTER, Porsha	g	6-18	1-4	2-3	1-3-4	3	15	1	0	4	30	
14 GRANT, Kendra	g	6-13	4-7	1-2	2-2-4	1	17	0	2	0	32	
01 RECTOR, Danielle	g	0-0	0-0	0-0	0-0-0	0	0	0	0	0	1	
11 MAY, Katia May	g	0-1	0-0	0-0	0-0-0	0	0	0	1	0	1	
12 FOSTER, Candace	g	0-0	0-0	0-0	0-0-0	0	0	0	0	0	1	
15 YOUNG, Brittany	g	0-0	0-0	0-0	0-0-0	0	0	0	0	0	1	
20 ROBINSON, Shamia	g	0-1	0-0	0-0	0-0-0	1	0	0	0	0	5	
21 JAMES, Jerica	g	0-7	0-3	0-0	1-2-3	0	2	1	0	0	18	
25 BROWN, Ashley	g	0-1	0-0	0-0	3-1-4	3	0	0	1	0	18	
TEAM					2-2-4							
Totals		16-69	6-20	3-5	12-25-37	16	41	10	13	4	7	200

TOTAL FG%	1st Half: 5-34 14.7%	2nd Half: 11-35 31.4%	Game: 23.2%
3-PT FG%	1st Half: 3-11 27.3%	2nd Half: 3-9 33.3%	Game: 30.0%
F Throw %	1st Half: 0-0 0.0%	2nd Half: 3-5 60.0%	Game: 60.0%

Officials: Laura C. Morris, Rob Fessler, Metta Roberts
Technical fouls: Tennessee-None. Mississippi State-Catina Bett.
Attendance: 1,965

Points in the paint-UT 28,MS 12. Points off turnovers-UT 12,MS 8.
 2nd chance points-UT 12,MS 8. Fast break points-UT 6,MS 2.
 Bench points-UT 20,MS 0. Score tied-2 times. Lead changed-2 times.
 Last FG-UT 2nd-01:08, MS 2nd-01:35.
 Largest lead-UT by 20 2nd-08:23, MS by 3 1st-13:56.

Score by Periods	1st	2nd	Total
Tennessee	22	35	57
Mississippi State	13	28	41

STARKVILLE, Miss. - #10 Tennessee flexed its defensive muscle with a 57-41 win at Mississippi State. Shekinna Stricklen posted a double-double with 22 points and 12 rebounds. Cierra Burdick was the Lady Vols only other double-figure scorer as she tallied 10.

Tennessee (19-7, 10-3 SEC) limited Mississippi State (14-12, 4-9) to just 13 points in the first half and a paltry 23.5 field goal percentage. Kendra Grant led MSU with 17 and Porsha Porter tallied 15.

"We didn't get a lot of transition looks because we were turning the ball over," Tennessee associate head coach Holly Warlick said. "If we learned anything it's that we've got to take care of the ball more."

Stricklen was 8-for-18 from the field and 5 of 6 from the free-throw line after a slow start.

The win pulls Tennessee even with No. 7 Kentucky atop the SEC standings after the Wildcats' loss tonight to Alabama.

Tennessee has won three of its last four games and five of its last seven. Cierra Burdick added 10 points and Glory Johnson grabbed 15 rebounds for Tennessee.

"It wasn't the prettiest game," Warlick said. "It was a grind for us and we found a way to win."

As poorly as Tennessee shot, Mississippi State shot even worse. The Bulldogs shot only 24.2 percent (16 of 66) from the floor and trailed by double digits the entire second half.

"We forced enough turnovers and I felt like we really scrapped," Mississippi State coach Sharon Fanning-Otis said. "But we missed some shots and you have to rebound the ball defensively. You've got to get some put-backs and some and-ones, and we're just not there yet."

The Bulldogs are now 0-33 all-time versus the Lady Vols. "Our defense played hard enough for us to win the ballgame," Fanning-Otis said. "They have awfully good athletes, with great size, at all positions."

Both teams struggled to find offense, starting the game a combined 1-of-21 from the floor. The Lady Vols led 22-13 at the half.

GENERAL
STAFF
PLAYERS
REVIEW
HISTORY
FACILITIES
NCAA
SEC
RECORDS
MEDIA INFO



GAME 27

#13/10 UT vs. Ole Miss // Feb. 19, 2012

Tennessee	FG	3PT	FT	REBS	PF	TP	A	TO	Bl	St	Min	
25 JOHNSON, Glory	f	5-9	0-0	3-6	4-4-8	1	13	2	1	2	0	35
40 STRICKLEN, S.	f	5-9	2-3	0-0	2-1-3	0	12	1	4	0	0	36
05 MASSENGALE, A.	g	0-4	0-2	4-4	0-2-2	1	4	7	1	0	2	30
10 SIMMONS, Meighan	g	4-13	0-5	1-2	2-3-5	1	9	1	1	0	0	22
13 SPANI, Taber	g	2-8	2-6	2-2	2-0-2	1	8	2	2	0	3	19
01 BASS, Briana	0-0	0-0	0-0	0-0-0	1	0	1	0	0	0	0	7
04 WILLIAMS, Kamiko	0-0	0-0	0-0	0-0-0	1	0	1	0	1	1	1	7
11 BURDICK, Cierra	4-5	0-0	2-2	1-5-6	2	10	2	2	1	0	18	
15 MANNING, Alicia	0-1	0-0	0-0	0-0-0	0	1	1	1	0	1	4	
21 BAUGH, Vicki	4-6	0-0	2-2	3-4-7	0	10	1	1	1	1	22	
TEAM				2-2-4								
Totals	24-55	4-16	14-18	16-21-37	8	66	19	13	5	8	200	

TOTAL FG%	1st Half: 13-33 39.4%	2nd Half: 11-22 50.0%	Game: 43.6%
3-PL FG%	1st Half: 2-10 20.0%	2nd Half: 2-6 33.3%	Game: 25.0%
F Throw %	1st Half: 4-6 66.7%	2nd Half: 10-12 83.3%	Game: 77.8%

Ole Miss	FG	3PT	FT	REBS	PF	TP	A	TO	Bl	St	Min	
21 McCRAY, Danielle	f	2-5	0-0	0-0	2-2-4	1	4	0	1	0	0	22
22 BYRD, Nikki	f	3-3	0-0	0-0	2-3-3	3	6	0	2	1	0	28
03 MCFARLAND, V.	g	8-21	4-6	1-2	0-4-4	1	21	4	4	0	2	36
23 LAWS, Latosha	g	1-4	1-1	0-0	0-0-0	2	3	1	2	0	0	13
30 HAMETH, Whitney	g	0-2	0-2	0-0	0-0-0	0	2	1	0	0	10	
11 JENKINS, Kenya	0-1	0-0	0-0	0-0-0	1	0	1	0	0	0	6	
14 MCFERRIN, Maggie	1-1	1-1	0-0	0-0-0	0	3	0	0	0	0	4	
20 SINGLETARY, A.	3-5	2-2	0-0	1-0-1	2	8	1	1	0	2	30	
25 MARBRA, Courtney	1-5	0-0	0-1	2-0-2	0	2	0	0	0	1	12	
32 FALERU, Tia	2-10	0-0	3-4	4-2-6	1	7	2	2	0	0	28	
42 JACKSON, Monique	1-2	0-0	0-0	3-0-3	2	2	0	1	0	0	11	
TEAM				3-4-7								
Totals	22-59	8-12	4-7	17-15-32	13	56	11	16	3	1	200	

TOTAL FG%	1st Half: 8-27 29.6%	2nd Half: 14-32 43.8%	Game: 37.3%
3-PL FG%	1st Half: 5-9 55.6%	2nd Half: 3-1 100%	Game: 66.7%
F Throw %	1st Half: 0-0 0.0%	2nd Half: 4-7 57.1%	Game: 57.1%

Officials: Bob Trammell, Beverly Roberts, Bryan Enterline
Technical fouls: Tennessee-None. Ole Miss-None.
Attendance: 2,776

Points in the paint-UT 32,UMISS 24. Points off turnovers-UT 11,UMISS 16.
 2nd chance points-UT 17,UMISS 15. Fast break points-UT 8,UMISS 6.
 Bench points-UT 20,UMISS 22. Score tied-2 times. Lead changed-7 times.
 Last FG-UT 2nd-01:01, UMISS 2nd-00:29.
 Largest lead-UT by 12 2nd-05:07, UMISS by 3 1st-18:18.

Score by Periods	1st	2nd	Total
Tennessee	32	66	98
Ole Miss	21	35	56

OXFORD, Miss. - The size and strength of Tennessee (No. 10 ESPN/USA Today, No. 13 AP) ended up trumping the speed of Mississippi for a 66-56 victory on Sunday. With Tennessee (20-7, 11-3 Southeastern Conference) struggling to connect from 3-point range, the inside duo of Glory Johnson and Shekinna Stricklen bailed out the Lady Volunteers, who have struggled with their effort and energy level from game to game.

Johnson and Stricklen both went 5 of 9 from the floor and combined to score 25 points. Johnson, who finished with 13 points, also grabbed eight rebounds for the Lady Volunteers.

"I thought Ole Miss really focused on taking away our inside game early. Credit to Glory and (Stricklen), they kept working," Tennessee assistant coach Holly Warlick said. "They probably weren't getting as many touches as we normally get, and that's due to Ole Miss, but I thought we kept working hard, and when we needed a basket inside, we got them the ball. They made plays."

In a game that Tennessee never led by more than 12 points, Warlick talked about why the Lady Volunteers struggled to put away an Ole Miss team (12-15, 2-12) that played its most complete game of the season.

"We did some good things and then we turn the ball over at crucial times and they took advantage of it," Warlick said. "We didn't get to loose balls that we normally do, and I thought Ole Miss was capitalizing on our mistakes. We needed buckets, we needed stops and we got them, but we let somebody score 21 points. We were just too inconsistent."

Valencia McFarland was the Lady Rebel who finished with 21 points. The point guard, who was 4 for 6 from 3-point range, was praised by Johnson following the game for her effort and her ability to lead her team.

Tennessee led 32-21 at the half. The Lady Rebels cut into that lead early in the second half with a 13-6 run that brought them within four points, 38-34, at the 14:27 mark.

Ole Miss got within four points twice more but never got any closer as Tennessee withstood the Lady Rebels' best punches with inside buckets from Johnson and Stricklen as well as a key 3-pointer by Stricklen with just under 7 minutes left. Tennessee has won three straight games since falling out of the Top 10 last week and leads the SEC by a half-game over Kentucky.

GAME 28

#10/9 UT vs. Arkansas // Feb. 23, 2012

Arkansas	FG	3PT	FT	REBS	PF	TP	A	TO	Bl	St	Min	
12 DANIELS, Ashley	f	1-4	0-1	0-0	1-0-1	5	2	0	2	0	1	17
21 ROBINSON, D.	f	1-2	0-1	0-0	0-1-1	1	2	2	2	0	1	14
04 WATKINS, Sarah	c	8-12	1-4	1-2	0-2-2	3	18	0	3	1	0	41
22 RICKETTS, C'eira	g	6-11	0-1	4-7	3-5-8	3	16	9	6	0	2	43
33 HARRIS, Lyndsay	g	4-11	4-10	8-8	1-2-4	4	20	3	0	0	1	37
01 PEAK, Keira	1-3	0-0	0-0	2-2-4	4	2	0	2	0	0	28	
11 BERNA, Calli	2-2	1-1	0-0	0-2-2	0	5	1	1	0	0	22	
24 WILLIAMS, Q.	2-5	2-3	1-4	1-4-5	3	7	0	2	1	0	23	
TEAM				2-1-3								
Totals	25-50	8-21	14-21	10-19-29	23	72	15	21	2	5	225	

TOTAL FG%	1st Half: 11-19 57.9%	2nd Half: 11-28 39.3%	Game: 50.0%
3-PL FG%	1st Half: 5-10 50.0%	2nd Half: 2-10 20.0%	Game: 38.1%
F Throw %	1st Half: 4-7 57.1%	2nd Half: 7-8 87.5%	Game: 66.7%

Tennessee	FG	3PT	FT	REBS	PF	TP	A	TO	Bl	St	Min	
25 JOHNSON, Glory	f	4-11	0-0	5-7	2-7-9	4	13	0	3	0	2	33
40 STRICKLEN, S.	f	6-14	3-6	2-6	5-3-8	2	17	0	2	1	0	35
05 MASSENGALE, A.	g	2-3	0-0	5-6	0-2-2	4	9	6	2	0	1	34
10 SIMMONS, Meighan	g	3-5	1-3	0-0	1-1-2	2	7	2	4	0	0	15
13 SPANI, Taber	g	1-4	1-2	4-4	0-0-0	0	7	0	4	0	0	32
01 BASS, Briana	0-1	0-1	0-0	0-0-0	1	0	0	0	0	0	1	11
04 WILLIAMS, Kamiko	2-5	0-1	2-2	3-0-3	2	6	1	0	0	0	19	
11 BURDICK, Cierra	2-2	0-0	0-0	1-2-3	0	4	0	2	0	1	22	
15 MANNING, Alicia	1-3	0-0	0-0	1-0-1	1	2	4	0	1	2	13	
20 HARRISON, Isabelle	1-2	0-0	0-1	0-1-2	0	2	0	0	0	0	3	
21 BAUGH, Vicki	1-1	0-0	2-2	0-1-1	0	4	0	2	0	0	8	
TEAM				1-2-3								
Totals	23-51	5-13	20-28	14-19-33	18	71	13	19	2	7	225	

TOTAL FG%	1st Half: 9-20 45.0%	2nd Half: 11-23 47.8%	Game: 45.1%
3-PL FG%	1st Half: 2-6 33.3%	2nd Half: 2-4 50.0%	Game: 38.5%
F Throw %	1st Half: 6-7 85.7%	2nd Half: 12-15 80.0%	Game: 71.4%

Officials: Scott Yarbrough, Billy Smith, Michael McConnell
Technical fouls: Arkansas-None. Tennessee-None.
Attendance: 13,537

Points in the paint-AR 18,UT 28. Points off turnovers-AR 16,UT 23.
 2nd chance points-AR 9,UT 10. Fast break points-AR 2,UT 10.
 Bench points-AR 14,UT 18. Score tied-10 times. Lead changed-8 times.
 Last FG-AR OT-01:58, UT OT-00:48.
 Largest lead-AR by 7 2nd-19:40, UT by 5 2nd-05:28.

Score by Periods	1st	2nd	OT	Total
Arkansas	31	31	10	72
Tennessee	26	36	9	71

KNOXVILLE - Arkansas handed the No. 10/9 Lady Vols a tough 72-71 defeat in overtime on Thursday night. It was the Razorbacks' first-ever win in Knoxville and just their second win ever against the Lady Vols in 25 meetings.

Arkansas (21-6, 10-5) outscored Tennessee 10-9 in the extra session after sending the game to overtime on a lay-up with eight seconds left in regulation. The Lady Vols (20-8 overall) fell to second place in the SEC at 11-4 as first-place Kentucky (12-3) knocked off South Carolina, 53-50, on Thursday.

Shekinna Stricklen (17 points, 8 rebounds) and Glory Johnson (13 points, 9 rebounds) and combined for 30 points and 17 rebounds -- all in the second half and overtime.

The Razorbacks were led by Lyndsay Harris (20) and Sarah Watkins (18). The Razorbacks won for the 10th time in 11 tries. C'eira Ricketts had 16 points as Arkansas gained a measure of revenge after suffering a 69-38 defeat to Tennessee on Jan. 8.

Watkins' jumper with 3:21 left in regulation put Arkansas ahead for good at 65-64. A 3-pointer by Calli Berna with 1:55 left gave the Hogs a 6-point advantage at 70-64. Stricklen answered with a trey of her own with 1:25 left to cut the deficit to three. Stricklen's lay-up with 41.8 left cut it to one, 70-69. Stricklen then missed two free throws with 10.0 seconds left which could have tied the game or given the Lady Vols the lead.

Harris made two free throws with 6.2 seconds remaining in overtime to put Arkansas ahead 72-69. Arkansas fouled Ariel Messengale with 3.0 on the clock and the point guard made both foul shots to make it 72-71. Quistelle Williams missed two free with 2.6 seconds left but Tennessee's desperation half-court shot came after the final buzzer.

Kamiko Williams' putback with 1:50 left in regulation gave the Lady Vols a 60-58 lead. Stricklen's short jumper with 1:04 left put UT up by four, 62-58. Ricketts came right back with an Arkansas lay-up 17 seconds later to cut the margin to two at 62-60. Watkins tied the game at 62 with eight seconds left as she swooped to the hoop and laid the ball in to send the game to overtime.

Arkansas continued to battle and cut their deficit to one at 57-56 on jumper by Calli Berna with 2:58 left. Harris made a pair of free throws to regain the lead for the Hogs at 58-57.

The Lady Vols scored seven points in a row to take a 55-50 lead with 5:25 left in the second. Messengale's lay-up with 8:29 left put UT ahead at 52-50. Johnson scored the next three points for a five-point Lady Vols' lead, their largest of the game, at five.

Tennessee shot 20-of-28 free throws in the contest, making 16 of its first 17, but made only 4-of-11 to finish the game.

GAME 29

#10/9 UT vs. Florida // Feb. 26, 2012

Florida	FG	3PT	FT	REBS	PF	TP	A	TO	Bl	St	Min
32 GEORGE, Jennifer f	4-12	0-0	3-6	2-9-11	4	11	0	2	0	1	28
13 STEWART, Azania c	0-0	0-0	0-0	0-5-5	4	0	0	2	1	0	21
03 BARTLEY, Lanita g	2-6	0-2	7-9	3-0-3	2	11	4	2	0	1	29
10 BONDS, Jaterra g	0-3	0-2	0-0	0-0-0	2	0	4	3	0	1	26
33 JONES, Jordan g	3-7	3-6	0-0	0-3-3	1	9	0	2	0	2	31
12 ALLEN, Deana	2-8	0-4	0-0	2-2-4	2	4	0	3	0	1	13
14 MADU, Nididi	4-5	0-0	0-0	0-1-1	1	8	1	5	0	0	12
20 VILARO ARAGONES, A	2-8	0-5	0-2	0-1-1	1	4	5	1	0	1	14
23 SHINE, Brittany	0-1	0-0	0-0	0-0-0	0	0	0	0	0	0	7
31 SVETE, Lily	5-8	2-5	0-0	0-2-2	2	12	0	0	0	2	19
TEAM				3-3-6							
Totals	22-58	5-24	10-17	10-26-36	19	59	14	20	1	9	200

TOTAL FG%	1st Half: 10-30 33.3%	2nd Half: 12-28 42.9%	Game: 37.9%
3-PT. FG%	1st Half: 3-14 21.4%	2nd Half: 2-10 20.0%	Game: 20.8%
F Throw %	1st Half: 2-6 33.3%	2nd Half: 8-11 72.7%	Game: 58.8%

Tennessee	FG	3PT	FT	REBS	PF	TP	A	TO	Bl	St	Min
15 MANNING, Alicia f	5-9	1-2	0-0	2-6-8	0	11	6	2	1	3	30
21 BAUGH, Vicki f	0-3	0-0	0-0	0-2-2	4	0	1	4	1	2	14
25 JOHNSON, Glory f	8-17	0-0	5-7	1-9-10	0	21	1	1	0	0	37
40 STRICKLEN, S. f	5-12	3-5	2-4	2-3-5	3	15	1	5	0	1	29
01 BASS, Briana g	0-1	0-1	0-0	0-0-0	0	2	0	0	1	0	18
05 MASSENGALE, A.	2-3	0-1	4-5	0-2-2	1	8	5	2	0	0	22
10 SIMMONS, Meighan	5-9	2-5	0-0	0-4-4	2	12	0	4	0	1	28
11 BURDICK, Cierra	2-2	0-0	2-2	2-1-3	2	6	0	0	0	0	12
13 SPANI, Taber	0-2	0-1	0-0	1-0-1	0	1	1	0	0	0	9
20 HARRISON, Isabelle	1-1	0-0	0-0	0-0-0	1	2	0	0	0	0	1
TEAM				2-3-5							
Totals	28-59	6-15	13-18	10-30-40	13	75	17	19	3	8	200

TOTAL FG%	1st Half: 14-31 45.2%	2nd Half: 14-28 50.0%	Game: 47.5%
3-PT. FG%	1st Half: 2-8 25.0%	2nd Half: 4-7 57.1%	Game: 40.0%
F Throw %	1st Half: 5-8 62.5%	2nd Half: 8-10 80.0%	Game: 72.2%

Officials: Kelly Johnson, Roy Gulbeyan, Carla Fontain

Technical fouls: Florida-None. Tennessee-None.

Attendance: 18,563

Points in the paint-UF 26,UT 28. Points off turnovers-UF 16,UT 19.
2nd chance points-UF 10,UT 16. Fast break points-UF 7,UT 16.
Bench points-VU2 28,UT 28. Score tied-0 times. Lead changed-1 time.
Last FG-UF 2nd-02:36, UT 2nd-00:32.
Largest lead-UF by 3 1st-19:37, UT by 18 2nd-00:32.

Score by Periods	1st	2nd	Total
Florida	25	34	59
Tennessee	35	40	75

KNOXVILLE - With all five seniors in the starting line-up on Senior Day, the No. 10/9 Lady Vols rolled past Florida, 75-59, on Sunday afternoon before 18,563 at Thompson-Boling Arena.

The Lady Vols (21-8, 12-4 SEC) enter SEC Tournament as the No. 2 seed and will face the winner of the No. 7-No. 10 seed game in the second game of the second round on Friday, March 2 at 2:30 p.m. That game will be televised on Fox Sports Net and can be heard on the Lady Vol Network.

In her final regular-season home game, Glory Johnson led the Lady Vols with 21 points and 10 rebounds. It was her 10th double-double of the year. Senior Shekina Stricklen added 15 points and Meighan Simmons tallied 12.

Alicia Manning made the most of her Senior Day as she scored 11 points, grabbed eight rebounds and had five assists.

It was also the final home game for Vicki Baugh and Briana Bass. Lily Svete led the Gators (18-11, 8-8) with 12 points while Jennifer George had 11 points and 11 rebounds.

Tennessee jumped out to a 15-3 lead to start the game and never trailed the rest of way despite Florida staying within in striking distance throughout the game.

The Lady Vols sealed the game on a Johnson breakout lay-up with 2:05 left in regulation putting UT ahead 70-57. Manning's jumper gave the Lady Vols a 15-point lead.

Back-to-back hoops by Manning and Stricklen regained a double-figure lead for the Lady Vols at 59-48 with six minutes left. The teams then traded 3-pointers by Jones and Stricklen for a 62-51 UT lead with 5:18 left in game.

Florida continued to hang around and cut the deficit to seven at 51-44 on a jumper by Nididi Madu with 9:43 left in the second half.

Johnson opened the second half with a quick lay-up just 14 seconds in, as the Lady Vols equalled their largest lead of the first half of 12 at 37-25.

Tennessee led 35-25 at halftime as Johnson tallied 12 points prior to intermission including a last-second lay-up for the double-figure advantage.

After Florida opened the game with a 3-pointer by Jones, the Lady Vols ran off 15 points in a row to take a 15-3 lead 6:07 into the action. Johnson had eight of those 15 points.

Florida showed grit as they retaliated with a 10-2 run to cut the deficit to four at 17-13 on another 3-pointer by Jones with 10 minutes left in the first half.

GAME 30 - SEC QUARTERFINAL

#2 Seed UT vs. #7 Seed Vandy // Mar. 2, 2012

Vanderbilt	FG	3PT	FT	REBS	PF	TP	A	TO	Bl	St	Min
12 COLEMAN, Jordan f	0-0	0-0	0-0	2-1-3	1	0	1	0	0	1	15
21 HOLZER, Stephanie c	6-10	0-0	0-0	4-7-11	5	12	1	0	1	1	27
10 FOGGIE, Christina g	4-16	2-8	6-6	1-2-3	2	16	0	3	1	1	40
11 LISTER, Jasmine g	5-14	2-9	0-0	0-0-0	1	12	2	1	0	1	40
30 BROWN, Elan g	2-7	0-4	3-4	1-2-3	4	7	0	0	0	0	20
05 SCHRANN, Kady	1-4	0-2	2-2	0-1-1	1	4	0	2	0	1	27
34 CLARKE, Tiffany	2-6	0-0	2-2	4-4-4	1	6	1	6	1	1	27
55 WATKINS, Clair	0-1	0-0	0-0	0-0-0	0	0	0	0	0	0	4
TEAM				1-1-2							
Totals	20-58	4-23	13-14	13-18-31	18	57	6	12	3	6	200

TOTAL FG%	1st Half: 7-26 26.9%	2nd Half: 13-32 40.6%	Game: 34.5%
3-PT. FG%	1st Half: 2-11 18.2%	2nd Half: 2-12 16.7%	Game: 17.4%
F Throw %	1st Half: 11-12 91.7%	2nd Half: 2-2 100%	Game: 92.9%

Tennessee	FG	3PT	FT	REBS	PF	TP	A	TO	Bl	St	Min
15 MANNING, Alicia f	2-5	1-3	0-0	1-4-5	3	5	1	2	0	0	28
21 BAUGH, Vicki f	3-5	0-0	0-2	3-5-8	2	6	1	0	0	1	32
25 JOHNSON, Glory f	5-10	0-0	5-7	4-5-9	4	15	0	2	0	0	29
01 BASS, Briana g	1-3	0-1	0-0	1-0-1	0	2	1	3	0	1	14
40 STRICKLEN, S. g	1-11	3-5	3-4	1-6-7	3	18	3	1	0	0	24
04 WILLIAMS, Kamiko	1-3	0-0	0-0	0-1-1	1	2	1	0	0	1	15
05 MASSENGALE, A.	0-0	0-0	3-4	0-1-1	1	3	3	0	0	0	13
10 SIMMONS, Meighan	5-10	3-3	1-2	0-0-0	1	11	0	1	1	2	20
11 BURDICK, Cierra	2-0	0-0	0-0	0-2-2	0	4	0	2	0	0	15
13 SPANI, Taber	0-1	0-1	0-0	0-1-1	0	0	0	0	0	0	7
20 HARRISON, Isabelle	1-2	0-0	0-0	0-0-0	0	2	0	0	0	0	3
TEAM				3-1-4							
Totals	26-52	4-13	12-19	13-26-39	15	68	10	16	1	5	200

TOTAL FG%	1st Half: 14-26 53.8%	2nd Half: 12-26 46.2%	Game: 50.0%
3-PT. FG%	1st Half: 1-7 14.3%	2nd Half: 3-6 50.0%	Game: 30.8%
F Throw %	1st Half: 6-10 60.0%	2nd Half: 6-9 66.7%	Game: 63.2%

Officials: Lisa Mattingly, Eric Brewton, Eric Koch

Technical fouls: Vanderbilt-None. Tennessee-None.

Attendance: 8,594

Points in the paint-VU2 18,UT 24. Points off turnovers-VU2 16,UT 7.
2nd chance points-VU2 7,UT 10. Fast break points-VU2 2,UT 4.
Bench points-VU2 10,UT 22. Score tied-0 times. Lead changed-1 time.
Last FG-VU2 2nd-02:48, UT 2nd-03:06.
Largest lead-VU2 by 4 1st-19:02, UT by 19 03-44.

Score by Periods	1st	2nd	Total
Vanderbilt	27	30	57
Tennessee	35	33	68

NASHVILLE, Tenn. - No. 2-seeded Tennessee outlasted a feisty No. 7 seed Vanderbilt team to advance to the SEC Tournament Semifinals with a 68-57 victory at Bridgestone Arena on a stormy Friday evening.

In a game that saw an extended halftime due to tornadoes in the Nashville area, the Lady Vols rode the senior combination of Glory Johnson and Shekina Stricklen to the hard-fought victory.

Stricklen (18 points -- all in the second half and seven rebounds) and Johnson (15 points and nine rebounds) combined for 33 points and 16 rebounds. 29 of those points and 10 of the boards came in the decisive second half.

The pair combined to score the final 25 points for the Lady Vols, who moved to 22-8. No other Lady Vol scored for the final 11:04 of the contest. Tennessee has won 19 consecutive second-round games in the SEC Tournament.

Vanderbilt (21-9) was led by Christina Foggie, who had 16 points and Stephanie Holzer, who had a double-double with 12 points and 11 rebounds before fouling out.

Stricklen bombed an NBA-distance 3-pointer with 3:06 left in regulation, with the shot clock expiring, to give the Lady Vols a 64-55 lead.

The senior duo of Stricklen and Johnson keyed a decisive 14-7 spurt as the seniors scored all 14 points in the run to give Tennessee a 59-51 lead with 6:30 left in the second half.

Up one, Stricklen knocked down a 3-pointer with 9:30 left in the second half to give the Vols a 48-44 advantage. Vandy kept battling back but Stricklen answered again with a 3-point play with 8:49 left for a 51-46 lead.

Vanderbilt continued its rally in the second half, coming back to within one point at 41-40, 43-42 and 45-44.

Tennessee led 35-27 at halftime thanks to tremendous shooting from the floor, coupled with strong defense. The Lady Vols made 53.8 percent from the floor while limiting Vanderbilt to 26.9 percent (7-of-26). Simmons led all scorers with 11 points.

After being down by as many as 19, Vanderbilt cut its deficit to nine with a 10-0 run over 1:30 in the final three minutes of the first half. That spurt was keyed by perfect free-throw shooting as Vanderbilt was 7-of-7 from the line during the 90-second stretch.

Tennessee used a 13-2 run late in the first to build a 32-13 lead with 3:30 left in the half. Meighan Simmons scored eight points in a row in the run as he energized the Lady Vols.

GENERAL

STAFF

PLAYERS

REVIEW

HISTORY

FACILITIES

NCAA

SEC

RECORDS

MEDIA INFO



GAME 31 - SEC SEMIFINAL

#2 Seed UT vs. #6 Seed S. Carolina // Mar. 3, 2012

South Carolina	FG	3PT	FT	REBS	PF	TP	A	TO	Bl	St	Min
12 STEPHENS, C	f	1-3	0-0	0-0	11-2	3	2	0	0	0	17
22 NEWTON, C.	f	0-0	0-0	0-0	0-2-2	0	0	0	0	0	8
03 WALKER, Ieasia	g	5-13	1-4	2-4	1-3-4	2	13	2	2	1	30
05 GRANT, Markeshia	g	4-12	3-9	2-2	0-0-0	2	13	1	2	0	34
11 SUTTON, La'Keisha	g	4-13	1-5	1-2	1-1-2	1	10	2	2	0	34
00 SELLERS, Imani	f	1-1	0-0	0-0	0-0-0	0	2	0	0	0	3
01 WILSON, Ebony	0-0	0-0	0-0	0-0-0	0	0	0	0	0	0	2
20 WHITE, Sancheon	0-3	0-0	0-0	2-0-2	1	0	0	0	0	0	7
21 BRUNER, Ashley	0-5	0-0	1-2	2-2-4	2	1	0	0	0	0	23
23 ROY, Tina	4-8	2-4	0-0	1-0-1	0	10	0	1	0	0	12
24 WELCH, Aleighsa	1-3	0-0	0-0	2-3-5	0	2	1	0	0	0	22
33 IBIAM, Elem	2-2	0-0	1-2	2-0-2	3	5	0	0	0	0	8
TEAM				4-2-6							
Totals	22-63	7-22	7-12	16-14-30	14	58	6	7	1	4	200

TOTAL FG%	1st Half: 9-31 29.0%	2nd Half: 13-32 40.6%	Game: 34.9%
3-PT FG%	1st Half: 4-15 26.7%	2nd Half: 3-7 42.9%	Game: 31.8%
F Throw %	1st Half: 0-0 0.0%	2nd Half: 7-12 58.3%	Game: 58.3%

Tennessee	FG	3PT	FT	REBS	PF	TP	A	TO	Bl	St	Min
15 MANNING, Alicia	f	3-5	1-1	0-0	2-4-6	7	2	0	0	0	27
21 BAUGH, Vicki	f	4-8	0-0	0-0	2-8-10	4	8	2	3	0	33
25 JOHNSON, Glory	f	7-14	0-0	9-14	5-5-10	1	23	0	0	0	35
01 BASS, Briana	g	0-1	0-1	0-0	0-0-0	2	0	0	1	0	9
40 STRICKLEN, S.	g	5-10	2-4	4-4	2-3-5	1	16	0	2	1	34
04 WILLIAMS, Kamiko	0-0	0-1	0-0	0-0-0	0	0	0	0	0	0	5
05 MASSENGALE, A.	3-6	0-1	0-0	0-3-3	0	6	3	3	0	2	30
10 SIMMONS, Meighan	2-4	1-2	0-0	0-0-0	5	1	1	0	1	0	9
11 BURDICK, Cierra	1-2	1-2	2-2	2-0-2	5	0	1	0	0	7	
13 SPANI, Taber	1-2	0-1	0-0	0-1-1	0	2	0	0	0	0	9
20 HARRISON, Isabelle	1-1	0-0	0-0	0-0-0	0	2	0	1	0	2	
TEAM				0-1-1							
Totals	27-53	5-12	15-20	13-25-38	10	74	8	10	5	4	200

TOTAL FG%	1st Half: 11-25 44.0%	2nd Half: 16-28 57.1%	Game: 50.9%
3-PT FG%	1st Half: 3-8 37.5%	2nd Half: 2-4 50.0%	Game: 41.7%
F Throw %	1st Half: 3-4 75.0%	2nd Half: 12-16 75.0%	Game: 75.0%

Officials: Lisa Mattingly, Beverly Roberts, Felicia Grinter
Technical fouls: South Carolina-None. Tennessee-None.
Attendance: 11,029

Points in the paint-USC 20,UT 36. Points off turnovers-USC 11,UT 6.
 2nd chance points-USC 16,UT 11. Fast break points-USC 4,UT 8.
 Bench points-USC 20,UT 20. Score tied-1 time. Lead changed-6 times.
 Last FG-USC 2nd-00:19, UT 2nd-00:36.
 Largest lead-USC by 2 1st-11:23, UT by 21 2nd-03:41.

Score by Periods	1st	2nd	Total
South Carolina	22	36	58
Tennessee	28	46	74

NASHVILLE, Tenn. - For the second game in a row, seniors Glory Johnson and Shekina Stricklen dominated in the second half to lead the Lady Vols to an SEC Tournament victory. This time, No. 2 seed Tennessee posted a 74-58 victory over No. 6 South Carolina at Bridgestone Arena.

Tennessee (22-8) will take on No. 4 LSU (22-8), coached by Lady Vols legend Nikki Caldwell in the SEC Championship Game on Sunday at 6 p.m. ET/5 p.m. CT. The game airs on ESPN2 and can be heard on the Lady Vol Network.

A day after combining for 29 points and 10 rebounds in the second half, Johnson and Stricklen combined for 34 points and 10 rebounds in the win over South Carolina.

Johnson led all UT scorers with 23 points, with 18 coming in the second half. She also grabbed 10 rebounds for a double-double.

Stricklen scored all of her 16 points in the second half -- the second game in a row she did that, as she had all 18 of her points in the second half of Friday's Quarterfinal win over Vanderbilt.

South Carolina (22-9) were led by Ieasia Walker and Markeshia Grant, as each scored 13 points.

Tennessee continued to pull away as once against it was the Johnson and Stricklen show for the second game in a row. The duo combined to score 24 of 26 Lady Vol points over a span of 12 minutes in the second half.

The Lady Vols took the first double-figure lead (51-40) of the game on a jumper by Ariel Massengale with 9:10 left in the second half. Johnson extended the lead to 13 on a lay-up with 8:34 left forcing Dawn Staley to call timeout. The Gamecocks responded with a 3-pointer by Tina Roy.

Tennessee pulled away from South Carolina with a 16-6 run after USC got within three points.

Early in the second half, Markeshia Grant's free throws with 18:06 left brought the Gamecocks within three at 32-29.

Tennessee led 28-22 at halftime finishing the half with five points in a row by freshman Cierra Burdick. She was one of five Lady Vols with at least five points in the first half. Vicki Baugh led the way with six points. Stricklen was held scoreless in the first half for the second game in a row.

GAME 32 - SEC CHAMPIONSHIP

#2 Seed UT vs. #4 Seed LSU // Mar. 4, 2012

LSU	FG	3PT	FT	REBS	PF	TP	A	TO	Bl	St	Min
22 JONES, Courtney	f	3-4	0-0	2-2	2-2-4	1	8	2	1	0	33
35 BARRETT, L.	f	2-5	0-2	5-7	0-2-2	1	9	4	2	1	24
03 LUTLEY, Bianca	g	4-9	0-2	0-0	0-1-1	1	8	1	2	0	24
05 KENNEY, Jeanne	g	1-1	2-2	0-0-0	5	4	3	5	0	0	28
10 WEBB, Adrienne	g	7-15	2-6	0-0	1-1-2	2	16	0	1	0	40
12 FORTHAN, Krystal	0-0	0-0	0-0	0-0-0	1	0	0	0	0	0	1
23 MCKINNEY, Shanece	0-0	0-0	0-0	0-0-0	1	0	0	0	0	0	5
24 PLAISANCE, Theresa	4-8	2-4	3-5	0-4-4	4	13	0	0	0	0	17
25 BLACK, Swayze	0-0	0-0	0-0	0-2-2	1	0	0	0	0	0	10
35 TURNBOW, Taylor	0-1	0-0	0-0	1-1-2	1	0	0	0	0	1	15
42 BOYKIN, Sheila	0-0	0-0	0-0	0-0-0	0	0	0	0	0	0	3
TEAM				1-5-6							
Totals	21-48	4-15	12-16	5-18-23	18	58	10	11	1	1	200

TOTAL FG%	1st Half: 12-23 52.2%	2nd Half: 9-25 36.0%	Game: 43.8%
3-PT FG%	1st Half: 1-7 14.3%	2nd Half: 3-8 37.5%	Game: 26.7%
F Throw %	1st Half: 5-7 71.4%	2nd Half: 7-9 77.8%	Game: 75.0%

Tennessee	FG	3PT	FT	REBS	PF	TP	A	TO	Bl	St	Min
15 MANNING, Alicia	f	1-4	1-1	0-0	4-2-6	1	3	0	1	0	17
21 BAUGH, Vicki	f	5-7	0-0	0-0	4-3-7	3	10	0	1	1	31
25 JOHNSON, Glory	f	6-12	1-1	7-9	3-8-11	4	20	0	4	0	36
01 BASS, Briana	g	1-3	1-2	0-0	0-3-3	0	3	0	0	0	12
40 STRICKLEN, S.	g	5-13	1-5	5-5	1-2-3	3	16	2	1	1	34
04 WILLIAMS, Kamiko	0-2	0-1	0-0	0-1-1	0	0	0	0	1	2	9
05 MASSENGALE, A.	0-0	0-0	9-10	0-2-4	4	9	6	3	0	0	24
10 SIMMONS, Meighan	0-3	0-2	0-0	0-1-1	0	1	2	0	0	0	10
11 BURDICK, Cierra	2-3	0-0	0-0	1-0-1	1	4	0	0	0	0	9
13 SPANI, Taber	1-4	1-3	0-0	0-0-0	2	3	0	0	0	0	13
20 HARRISON, Isabelle	1-1	0-0	0-0	0-0-0	0	2	0	0	0	0	1
TEAM				2-2-4							
Totals	22-52	5-15	21-24	15-24-39	18	70	9	14	4	3	200

TOTAL FG%	1st Half: 12-29 41.4%	2nd Half: 10-23 43.5%	Game: 42.3%
3-PT FG%	1st Half: 4-7 57.1%	2nd Half: 1-8 12.5%	Game: 13.25%
F Throw %	1st Half: 7-8 87.5%	2nd Half: 14-16 87.5%	Game: 87.5%

Officials: Tina Napier, Bob Trammell, Mark Zentz, A-Beverly Roberts
Technical fouls: Louisiana State-None. Tennessee-None.
Attendance: 12,441

Points in the paint-LSU 26,UT 24. Points off turnovers-LSU 16,UT 13.
 2nd chance points-LSU 5,UT 10. Fast break points-LSU 6,UT 0.
 Bench points-LSU 13,UT 18. Score tied-3 times. Lead changed-8 times.
 Last FG-LSU 2nd-00:33, UT 2nd-00:58.
 Largest lead-LSU by 3 1st-15:59, UT by 12 2nd-00:18.

Score by Periods	1st	2nd	Total
Louisiana State	30	28	58
Tennessee	35	35	70

NASHVILLE, Tenn. - Tennessee won its 16th SEC Championship and third in a row with a 70-58 victory over LSU on Sunday night at Bridgestone Arena before 12,441.

For the third SEC Tournament game in a row the senior combination of Glory Johnson and Shekina Stricklen was the difference. On Sunday, they were joined by classmate Vicki Baugh in the scoring column as all three hit double-figures.

Tournament MVP Johnson tallied 20 and grabbed 10 rebounds for her 35th-career double-double -- tying for third-most in a career at Tennessee. Stricklen had 16 points (14 in the second half) while Baugh added 10. Stricklen and Johnson were both named to the SEC All-Tournament Team.

LSU (22-9) was led by Adrienne Webb, who scored 16 points. Theresa Plaisance had a career-high 13 points.

Tennessee was tremendous from the free-throw line as the Lady Vols made 21-of-24 from the foul line for 87.5 percent.

The Lady Vols used an 11-3 spurt to take command at 56-47 after LSU had come within one point. 45-44, on a Webb 3-pointer with 13:51 left. Johnson extended the margin to 60-51 with a layup with 3:37 left.

Plaisance made four free throws in the final 2:47 to cut the deficit to four at 60-56 with 2:04 left in second half. Stricklen hit two jumpers in the final 1:33 left including a 3-pointer with 54 seconds left to put UT ahead 65-56 and seal the win.

For the third game in a row the duo of Johnson and Stricklen had a major scoring spurt. The combo posted 19 of Tennessee's 23 points bridging the late first half and early second half. Stricklen had seven consecutive points to give Tennessee a 52-44 lead with 10 minutes left in the second half.

Tennessee took a 39-32 lead coming out of halftime as Johnson hit a jumper with 17:55 left. LSU tied the game at 41 all on a 3-pointer by Theresa Plaisance with 15:32 left. But UT came right back with the next four points to retake the lead at 45-41 on a layup by Baugh.

Tennessee led 35-30 at halftime thanks to 10 points from Johnson. The other 25 points came from eight different Lady Vols as nine different players were in the scoring column for UT. Tennessee outbounded LSU, 19-11.

Neither team led by more than one possession until a Johnson free throw with 8:12 left in the half, which put UT up 20-16.

LSU's Adrienne Webb tied the game at 22 all on a jumper with 6:28 left in the first half. The Lady Tigers then took a lead at 23-22 on a LaSondra Barrett free throw.

GAME 33 - NCAA FIRST ROUND

#2 Seed UT vs. #15 UT Martin // Mar. 17, 2012

UT Martin	FG	3PT	FT	REBS	PF	TP	A	TO	Bl	St	Min
34 CRAWFORD, S.	f	1-2	0-0	0-0	11-2	2	2	0	0	0	15
11 BUTLER, Heather	g	5-25	1-8	3-4	3-4-7	1	14	2	1	0	40-
12 NEWSOME, J.	g	3-18	0-5	4-4	0-6-6	0	10	5	4	1	40-
40 HAISLIP, Jaclissa	g	5-8	2-3	0-0	0-2-2	2	12	1	0	0	2 34
45 REEDY, Aubrey	g	1-4	0-0	0-0	0-2-2	4	2	0	0	1	21
14 HALL, Taylor	1-4	1-4	0-0	0-0-3	1	3	4	2	0	0	18
15 SMITH, Paige	0-0	0-0	0-0	0-0-0	0	0	0	0	0	0	0+
32 WHITE, Megan	0-0	0-0	0-0	0-0-0	0	0	0	0	0	0	0+
33 BRYANT, Rickiesha	3-4	0-0	0-0	2-3-5	0	6	0	1	2	0	24
40 GLENN, Perica	0-1	0-0	0-0	1-2-3	2	0	0	0	0	0	8
42 HAWN, Beth	0-0	0-0	0-0	0-0-0	0	0	0	0	0	0	0+
TEAM				63-59							
Totals	19-66	4-20	7-8	13-26-39	12	49	12	8	4	3	200

TOTAL FG%	1st Half: 9-32 28.1%	2nd Half: 10-34 29.4%	Game: 28.8%
3-PL FG%	1st Half: 3-12 25.0%	2nd Half: 1-8 12.5%	Game: 20.0%
F Throw %	1st Half: 5-6 83.3%	2nd Half: 2-2 100%	Game: 87.5%

Tennessee	FG	3PT	FT	REBS	PF	TP	A	TO	Bl	St	Min
25 JOHNSON, Glory	f	6-10	0-0	2-3	6-6-12	0	14	0	4	1	2 29
40 STRICKLEN, S.	f	3-12	1-4	0-0	2-4-6	0	7	4	0	2	0 31
21 BAUGH, Vicki	c	2-5	0-0	1-1	2-3-5	1	5	3	1	1	2 20
01 BASS, Briana	g	1-7	1-5	0-0	0-0-0	1	3	0	0	0	0 12
15 MANNING, Alicia	g	2-6	1-3	0-0	2-3-5	1	5	0	1	2	1 11
04 WILLIAMS, Kamiko	2-3	0-1	0-0	1-5-6	1	4	3	1	1	0	17
05 MASSENGALE, A.	3-6	2-4	0-0	1-1-2	2	8	4	0	0	0	17
10 SIMMONS, Meighan	7-13	4-7	2-2	0-2-2	1	20	0	1	2	21	
11 BURDICK, Cierra	0-3	0-0	0-0	0-2-2	1	0	0	1	0	0	15
13 SPANI, Taber	1-3	1-3	0-0	1-3-4	0	3	1	0	1	0	16
20 HARRISON, Isabelle	1-2	0-0	1-4	1-3-4	1	3	0	0	1	1	11
TEAM				2-2-4							
Totals	28-70	10-27	6-10	18-34-52	9	72	15	8	10	8	200

TOTAL FG%	1st Half: 15-38 39.5%	2nd Half: 13-32 40.6%	Game: 40.0%
3-PL FG%	1st Half: 4-16 25.0%	2nd Half: 6-11 54.5%	Game: 37.0%
F Throw %	1st Half: 1-4 25.0%	2nd Half: 5-6 83.3%	Game: 60.0%

Officials: Bob Scofield, Wesley Dean, Pualani Spurlock
Technical fouls: UT Martin-None. Tennessee-None.
Attendance: 4,161

Points in the paint-UTM 24,UT 28. Points off turnovers-UTM 5,UT 8.
 2nd chance points-UTM 10,UT 19. Fast break points-UTM 2,UT 6.
 Bench points-UTM 9,UT 38. Score tied-0 times. Lead changed-2 times.
 Last FG-UTM 2nd-01:12, UT 2nd-01:39.
 Largest lead-UTM by 2 1st-16:39, UT by 25 2nd-01:39.

Score by Periods	1st	2nd	Total
UT Martin	26	23	49
Tennessee	35	37	72

CHICAGO - Tennessee advanced to the NCAA Second Round with a 72-49 victory of UT Martin on Saturday afternoon at Allstate Arena. Playing in its NCAA record 31st consecutive tournament, Tennessee is now 110-22 all-time in NCAA Tournament games, playing into the round of 32 for the 30th time in history.

Sophomore Meighan Simmons led the Lady Vols with 20 points as she made 7-of-13 from the floor. Senior Glory Johnson added 14 points and 12 rebounds.

UT Martin, the OVC Champions, finished the season at 23-9. Entering the tournament as the NCAA's leading scoring team (81.1), UT Martin was limited to 49 points and just 28.8 from the floor. Leading scorer Heather Butler, who was third in the NCAA with a 24.1 average entering the game, was held to just 14 points as she shot 5-of-25 from the floor. Jasmine Newsome had 10 points, shooting 3-of-18 from the floor.

The Lady Vols bench outscored UT Martin, 38-9, keyed by Simmons, how had her fourth 20-plus point game of the season. Tennessee outrebounded UTM, 52-39.

After leading to by nine points at halftime, Tennessee opened up a double-digit lead early in the second half and never looked back, leading by as many as 25 in the final minutes.

Simmons' third 3-pointer of the game put the Lady Vols ahead 60-41 with 8:38 left. The lead moved to 20-plus on a Johnson jumper with 5:52 left at 64-43. The Tennessee lead ballooned to 18 points on an Ariel Massengale 3-pointer with 10:50 left in the game as UT led 55-37.

Tennessee used an 8-0 run after UT Martin opened the second half with a 3-pointer by Heather Butler 11 seconds into the half. The spurt put the Lady Vols up 43-29 after a 3-pointer by Briana Bass with 15:49 left in the game.

The Lady Vols held a 35-26 lead at halftime as Simmons knocked down a 3-pointer as the half expired, giving her nine points in the first 20 minutes. Simmons had put Tennessee ahead 26-17 with 3:30 left in the half, but UT Martin got back to within four points at 28-24 on a lay-up by Newsome with 1:55 left in the half. Tennessee scored the next four points to retake an eight-point lead at 32-24 with 40 seconds left in the half.

UT Martin held close for most of the first half as the Lady Vols' largest lead was nine points.

GAME 34 - NCAA SECOND ROUND

#2 Seed UT vs. #7 DePaul // Mar. 19, 2012

DePaul	FG	3PT	FT	REBS	PF	TP	A	TO	Bl	St	Min
31 PENNY, Jasmine	f	2-12	0-0	1-1	4-3-7	3	5	1	3	0	3 36
51 HARRY, Katherine	f	2-7	0-0	0-0	1-6-7	1	4	1	2	2	1 37
05 MARTIN, Anna	g	9-18	2-5	0-0	3-2-5	5	20	2	3	0	3 27
12 HRYNKO, Brittany	g	2-5	0-6	4-4	2-4-6	2	8	6	5	0	2 39
34 ORTIZ, Deanna	g	4-15	1-1	0-0	0-1-1	1	9	0	1	0	1 26
20 REYNOLDS, Kelsey	0-0	0-0	0-0	0-1-1	0	0	0	0	0	0	11
21 ROGOWSKI, Megan	1-7	0-5	0-0	0-3-3	2	2	0	0	0	1	24
TEAM				0-1-1							
Totals	20-64	3-17	5-5	10-21-31	14	48	10	14	2	11	200

TOTAL FG%	1st Half: 10-35 28.6%	2nd Half: 10-29 34.5%	Game: 31.3%
3-PL FG%	1st Half: 1-8 12.5%	2nd Half: 2-9 22.2%	Game: 17.6%
F Throw %	1st Half: 2-2 100%	2nd Half: 3-3 100%	Game: 100%

Tennessee	FG	3PT	FT	REBS	PF	TP	A	TO	Bl	St	Min
25 JOHNSON, Glory	f	2-9	0-0	4-4	8-13-21	2	8	1	5	0	0 36
40 STRICKLEN, S.	f	6-13	1-5	4-6	4-5-9	2	17	4	2	1	2 35
21 BAUGH, Vicki	c	8-11	0-0	0-0	1-8-9	2	16	0	2	0	1 30
01 BASS, Briana	g	1-3	1-2	0-0	0-1-1	0	3	0	2	0	1 10
15 MANNING, Alicia	g	0-1	0-0	0-0	0-0-0	0	0	0	2	0	1 12
04 WILLIAMS, Kamiko	0-1	0-0	0-0	0-1-1	1	0	0	0	0	0	4
05 MASSENGALE, A.	0-3	0-1	4-4	0-0-1	1	4	3	5	1	0	30
10 SIMMONS, Meighan	4-11	2-7	3-4	0-1-1	13	0	0	0	1	0	21
11 BURDICK, Cierra	1-4	0-0	0-0	2-2-4	1	2	0	1	2	0	8
13 SPANI, Taber	0-3	0-2	0-0	1-0-1	0	0	1	0	0	1	14
TEAM				1-3-4							
Totals	22-59	4-17	15-18	17-34-51	10	63	9	20	4	7	200

TOTAL FG%	1st Half: 10-28 35.7%	2nd Half: 12-31 38.7%	Game: 37.3%
3-PL FG%	1st Half: 2-9 22.2%	2nd Half: 2-8 25.0%	Game: 23.5%
F Throw %	1st Half: 6-8 75.0%	2nd Half: 9-10 90.0%	Game: 83.3%

Officials: Denise Brooks, Wesley Dean, Bob Scofield
Technical fouls: DePaul-None. Tennessee-None.
Attendance: 2,866

Points in the paint-DP 28,UT 32. Points off turnovers-DP 15,UT 10.
 2nd chance points-DP 11,UT 14. Fast break points-DP 4,UT 12.
 Bench points-DP 2,UT 19. Score tied-0 times. Lead changed-2 times.
 Last FG-DP 2nd-01:07, UT 2nd-00:22.
 Largest lead-DP by 1 1st-13:50, UT by 15 2nd-00:22.

Score by Periods	1st	2nd	Total
DePaul	23	25	48
Tennessee	28	35	63

CHICAGO - A well-balanced team effort helped No. 2 seed Tennessee to a 63-48 victory over DePaul on Monday night at Allstate Arena. Shekinna Stricklen led the Lady Vols with 17 points and nine rebounds.

Glory Johnson scored only eight points, but grabbed a career-high 21 rebounds. Meighan Simmons tallied 13 points while Vicki Baugh had 16 points and nine rebounds.

Tennessee (26-8) advanced to the Sweet 16 and will play in Des Moines, Iowa on Saturday, March 24.

The Lady Vols have never lost an NCAA Second Round game, posting a 24-0 all-time record. UT is 48-1 all-time in first and second-round games.

DePaul finishes its season at 23-11. Anna Martin led the Blue Demons with 20 points before fouling out with 2:15 left in regulation.

Tennessee led the game for the final 33 minutes, last trailing 9-8.

Tennessee dominated the glass, grabbing 51 rebounds to DePaul's 31. Johnson's 21 rebounds were the most by a Lady Vol since Daedra Charles had 22 in the 1991 NCAA Tournament vs. SW Missouri State.

The Lady Vols limited DePaul to just 31.3 from the floor including 3-of-17 from 3-point range.

The Lady Vols held off a late push by DePaul, and never saw their lead fall below seven points for the final 19:50.

A 3-pointer by Deanna Ortiz cut the Lady Vols lead to seven at 53-46 with 2:21 left in regulation.

Martin's 3-pointer with 5:34 left in the second half cut the deficit to nine with 5:34 left in regulation, 48-39. But Tennessee answered as Stricklen bombed home a 3-pointer with 4:40 left in the game.

Tennessee took a 12-point lead on lay-up by Vicki Baugh with 17:21 left in the second half.

The lead had ballooned to 10 points on a 3-pointer by Briana Bass, making it 35-25, just 2:25 into the second half.

The Lady Vols led 28-23 at halftime thanks to 12 points from Simmons.

GENERAL

STAFF

PLAYERS

REVIEW

HISTORY

FACILITIES

NCAA

SEC

RECORDS

MEDIA INFO



GAME 35 - NCAA SWEET 16

#2 Seed UT vs. #11 Kansas // Mar. 24, 2012

Kansas	FG	3PT	FT	REBS	PF	TP	A	TO	Bl	St	Min
11 SUTHERLAND, Aishah f	8-21	0-0	3-4	2-6	8	19	1	1	0	1	38
15 GARDNER, Chelsea f	7-9	0-0	0-2	3-7	10	3	14	1	0	2	31
03 GOODRICH, Angel g	9-20	3-9	2-3	2-3	5	23	6	5	0	1	40
24 HARPER, CeCe g	1-7	0-3	0-0	1-1	2	2	2	1	0	1	28
42 KNIGHT, Natalie g	2-5	0-1	0-0	1-2	3	4	3	1	0	0	35
13 ENGELMAN, Monica	3-3	0-0	2-2	1-2	3	8	1	1	0	0	17
33 JACKSON, Tania	1-1	1-1	0-0	0-0	0	1	3	0	0	0	11
TEAM				1-0				1			
Totals	31-66	4-14	7-11	11-21	32	75	13	9	2	4	200

TOTAL FG%	1st Half: 15-31 48.4%	2nd Half: 16-35 45.7%	Game: 47.0%
3-PT. FG%	1st Half: 3-7 42.9%	2nd Half: 1-7 14.3%	Game: 28.6%
F Throw %	1st Half: 2-4 50.0%	2nd Half: 5-7 71.4%	Game: 63.6%

Tennessee	FG	3PT	FT	REBS	PF	TP	A	TO	Bl	St	Min
15 MANNING, Alicia f	1-3	0-1	0-0	0-0	0	2	0	1	0	0	8
21 BAUGH, Vicki f	3-8	0-0	1-2	2-9	11	0	7	2	1	0	32
25 JOHNSON, Glory f	6-11	0-0	6-6	5-2	7	18	2	0	0	0	40
01 BASS, Briana g	0-0	0-0	0-0	0-0	0	0	0	0	0	0	4
40 STRICKLEN, S. g	5-13	0-4	6-8	3-6	9	2	16	2	1	2	33
04 WILLIAMS, Kamiko	1-2	0-0	2-2	0-1	1	4	3	0	0	0	6
05 MASSENGALE, A.	3-7	2-3	4-4	0-3	5	12	5	2	0	2	35
10 SIMMONS, Meighan	9-18	2-8	2-2	1-3	4	22	0	1	0	1	32
11 BURDICK, Cierra	0-2	0-0	0-0	2-0	2	0	0	0	0	1	5
13 SPANI, Taber	1-2	1-2	0-0	0-0	0	1	3	1	0	0	5
TEAM				3-4							
Totals	29-66	5-18	21-24	16-25	41	12	84	8	1	6	200

TOTAL FG%	1st Half: 12-33 36.4%	2nd Half: 17-33 51.5%	Game: 43.9%
3-PT. FG%	1st Half: 3-14 21.4%	2nd Half: 2-4 50.0%	Game: 27.8%
F Throw %	1st Half: 3-4 75.0%	2nd Half: 18-20 90.0%	Game: 87.5%

Officials: Clarke Stevens, Laura Morris, Brian Hall
Technical fouls: Kansas-None, Tennessee-None.
Attendance: 7,491

Points in the paint-KU 46,UT 45. Points off turnovers-KU 7,UT 13.
 2nd chance points-KU 12,UT 23. Fast break points-KU 4,UT 13.
 Bench points-KU 11,UT 41. Score tied-3 times. Lead changed-2 times.
 Last FG-KU 2nd-00:42, UT 2nd-03:19.
 Largest lead-KU by 14 1st-08:59, UT by 16 2nd-04:32.

Score by Periods	1st	2nd	Total
Kansas	35	58	73
Tennessee	30	34	84

DES MOINES - The Lady Vols advanced to their 25th Elite Eight as they rallied from being down by as many as 14 points to post a 84-73 win over Kansas at Wells Fargo Arena in the NCAA Tournament Des Moines Regional Semifinal.

No. 2 seed Tennessee (27-8) will take on top-seeded Baylor in the Regional Championship, which takes place on Monday at 7 p.m. ET/6 p.m. CT and will air on ESPN and can be heard on the Lady Vol Network.

Sophomore Meighan Simmons tallied 22 points to lead the Lady Vols in scoring -- her second 20-plus points game in the NCAA Tournament. Tennessee outscored the Jayhawks, 41-11 in bench scoring.

Seniors Shekinna Stricklen (16 points and nine rebounds), Glory Johnson (18 points and seven rebounds) combined for 34 points and 16 rebounds. Senior Vicki Baugh added seven points and 11 rebounds.

Kansas, a No. 11 seed, saw its season end with a 21-13 record. Angel Goodrich had with 23 points and Aishah Sutherland tallied 19 points. Chelsea Gardner added 14 points and 10 rebounds for a double-double.

Down by 14 in the first half, the Lady Vols reversed the deficit and led by 14 points after a Simmons fastbreak hoop with 5:57 left in the second half, at 69-55. With that basket, Tennessee had outscored Kansas 57-29 over a span of 14:24.

The largest lead for the Lady Vols was 16 with 4:32 left in the game on another Simmons jumper, which made it 73-57.

Kansas cut the deficit to single-digits with 41 seconds left on a Goodrich 3-point-er, but the Lady Vols held off the Jayhawks.

The Lady Vols continued to assert their pressure and took a 10-point lead at 63-53 as Simmons finished a fastbreak off a pass from Kamiko Williams with seven minutes left in the game and forcing Kansas to call timeout.

Tennessee used a 23-9 run early in the second half to take control of the game and build a 53-46 lead on four consecutive points by Simmons with 11:07 left in the second half.

After trailing for virtually the entire first half, the Lady Vols took their first lead of the game on a Johnson jumpshot, just five minutes into the second half. That gave UT a 44-42 advantage -- just their second lead of the game (after 2-0).

The Lady Vols trailed by five at halftime, 35-30 as they shot just 36 percent in the first half. Kansas shot 48 percent from the floor as Goodrich had a game-high 12 points at intermission.

Kansas built a first-half lead as large as 14 on a Sutherland layup with 8:59 left in the first half to make it 26-12.

Tennessee cut the deficit to two at 31-29 with seven points in a row finished by a Johnson jumpshot with 4:22 left in the first half.

GAME 36 - NCAA ELITE EIGHT

#2 Seed UT vs. #1 Baylor // Mar. 26, 2012

Tennessee	FG	3PT	FT	REBS	PF	TP	A	TO	Bl	St	Min
15 MANNING, Alicia f	1-2	0-1	0-0	0-1	0	2	1	0	0	2	17
21 BAUGH, Vicki f	1-6	0-2	0-0	1-3	4	2	2	2	0	0	24
25 JOHNSON, Glory f	8-17	0-1	3-6	7-7	14	3	19	2	3	0	36
01 BASS, Briana g	0-1	0-1	0-0	0-0	0	0	0	1	1	0	13
40 STRICKLEN, S. g	8-26	4-10	2-3	5-6	11	2	22	1	1	1	39
04 WILLIAMS, Kamiko	0-1	0-0	0-0	1-0	1	2	1	0	0	0	5
05 MASSENGALE, A.	2-5	0-1	0-0	0-0	2	4	1	2	1	0	27
10 SIMMONS, Meighan	2-11	0-3	1-1	3-3	6	5	1	1	1	0	23
11 BURDICK, Cierra	0-1	0-0	0-0	0-1	0	0	0	0	0	0	3
13 SPANI, Taber	0-3	0-2	2-2	1-1	2	1	2	0	0	0	7
20 HARRISON, Isabelle	1-3	0-0	0-0	1-1	2	2	0	0	0	0	6
TEAM				5-0							
Totals	23-76	4-21	8-12	24-23	47	20	58	11	3	7	200

TOTAL FG%	1st Half: 8-37 21.6%	2nd Half: 15-39 38.5%	Game: 30.3%
3-PT. FG%	1st Half: 1-9 11.1%	2nd Half: 3-12 25.0%	Game: 19.0%
F Throw %	1st Half: 3-4 75.0%	2nd Half: 5-6 82.5%	Game: 66.7%

Baylor	FG	3PT	FT	REBS	PF	TP	A	TO	Bl	St	Min
10 WILLIAMS, Destiny f	3-7	0-0	1-2	3-6	9	3	7	2	3	0	32
42 GRINER, Brittany c	8-18	0-0	7-9	4-11	15	3	23	2	3	0	39
00 SIMS, Odyssey g	9-21	5-8	4-4	1-3	4	17	4	1	0	3	39
01 HAYDEN, Kimetria g	6-8	3-3	3-3	1-4	5	1	28	2	0	0	33
03 MADDEN, Jordan g	0-4	0-2	0-2	0-2	2	0	5	2	1	0	34
14 ROBERTSON, M.	0-0	0-0	0-0	0-0	0	0	0	0	0	0	1
20 CONDREY, Terran	0-2	0-1	0-0	2-2	4	1	0	0	1	0	12
22 AGBUKE, Sune	0-0	0-0	0-0	1-0	1	0	0	0	0	0	1
24 FIELD, Ashley	0-1	0-1	0-0	0-0	0	0	0	0	0	0	1
25 PALMER, Lindsay	0-0	0-0	0-0	0-1	0	0	0	0	0	0	1
32 POPE, Brooklyn	0-1	0-0	2-2	1-1	2	2	1	0	0	0	7
TEAM				3-4							
Totals	26-62	8-15	17-22	16-31	47	13	77	14	13	0	200

TOTAL FG%	1st Half: 14-34 41.2%	2nd Half: 12-28 42.9%	Game: 41.9%
3-PT. FG%	1st Half: 5-8 62.5%	2nd Half: 3-7 42.9%	Game: 53.3%
F Throw %	1st Half: 2-3 66.7%	2nd Half: 15-19 78.9%	Game: 77.3%

Officials: Bryan Enterline, Brenda Pantoja, Beverly Roberts-SIMS
Technical fouls: Tennessee-STRICKLEN, Shekinna. Baylor-SIMS, Odyssey.
Attendance: 9,068

Points in the paint-UT 20,BU 32. Points off turnovers-UT 10,BU 9.
 2nd chance points-UT 12,BU 11. Fast break points-UT 10,BU 2.
 Bench points-UT 13,BU 2. Score tied-1 time. Lead changed-1 time.
 Last FG-UT 2nd-02:47, BU 2nd-02:20.
 Largest lead-UT by 5 1st-16:05, BU by 19 2nd-07:59.

Score by Periods	1st	2nd	Total
Tennessee	20	58	77
Baylor	35	42	77

DES MOINES - Tennessee's season came to an end with a 77-58 defeat at the hands of No. 1-ranked and undefeated Baylor. The Lady Bears advanced to the Final Four which takes place next Sunday, April 1 in Denver.

The Lady Vols finished the season at 27-9, making an NCAA-record 25th appearance in the Elite Eight. The game marked the final college contest for five Lady Vol seniors: Briana Bass, Vicki Baugh, Glory Johnson, Alicia Manning and Shekinna Stricklen. As it turned out, it was the final game for Pat Summitt as UT's head coach.

Both Stricklen (22 points and 11 rebounds) and Johnson (19 points and 14 rebounds) posted double-doubles to combine for 41 points and 25 rebounds.

Baylor moved to 38-0 overall in its quest to become the first team in NCAA basketball history go 40-0.

The Lady Bears were led by Odyssey Sims, who tallied a season-high 27 points. Brittany Griner nearly posted a triple-double with 23 points, 15 rebounds and nine blocked shots. It would have been her fifth-career triple-double. Kimetria Hayden added 18 points.


Baylor used a 14-3 run to take a 19-point lead at 60-41 on a Griner layup and Sims free throws with eight minutes remaining. Tennessee then used a 7-0 spurt to cut the deficit to 11 at 64-53 on a layup by Ariel Massengale with 4:48 left in the second half. But Griner wouldn't be denied as she ended the run with a lay-up seconds later to regain the double-figure advantage for the Lady Bears. A late 10-2 Baylor run ended the Lady Vols' hopes.

Tennessee cut the deficit to eight twice midway through the second half at 46-38 and 44-36. But Baylor once again quickly responded as Hayden converted a 3-point play to move the margin back to 14 at 52-38 with 10:18 left.

The Lady Vols battled back early in the second half to cut the deficit to nine points on a lay-up by Vicki Baugh with 17:58 left in the half, making it 35-26. After Baylor extended the lead back to 13 on a 3-pointer by Sims, the Lady Vols once again cut the margin to nine on a layup by Stricklen with 13:33 left in the second.

Baylor led 35-20 at halftime. Tennessee shot just 21.6 percent in the first half, while Baylor made 41.2 percent from the floor. Hayden led all scorers with 13 points while Sims added 10. Griner was held to eight points and eight rebounds.

dy Bears closed the first half on a 31-11 run spanning the final 14 minutes of the half. Griner finished the half with a lay-up to extended Baylor's lead to a game-best 15 points, with 32 seconds left in the half. She blocked two Tennessee shots in the final 30 seconds to rack up her sixth and seventh swats of the first half alone. Tennessee opened the game by building a 9-4 lead as Stricklen canned a 3-pointer just 5:55 into the game.



HISTORY

ALL-TIME ROSTER

A

Jody Adams	3	1989-93	Graduate	Cleveland, TN/Bradley County	G	5-5	107	6.7	1.7
Nicky Anosike	55	2004-08	Graduate	Staten Island, NY/St. Peter's	F/C	6-4	146	7.5	6.3
Alberta Auguste	33	2006-08	Graduate	Marrero, LA/John Ehret	F	5-11	75	5.1	2.6
Lauren Avant	12	2010-11	Transfer	Memphis, TN/Lausanne Collegiate School	G	5-9	19	2.6	1.3

B

Suzanne Barbre	34	1974-78	Graduate	Morristown, TN/Morristown West	G	5-8	64	13.5	4.2
Briana Bass	1	2008-12	Graduate	Indianapolis, IN/North Central	G	5-2	118	2.1	0.8
Vicki Baugh	21	2007-12	Graduate	Sacramento, CA/Sacramento	F	6-4	111	5.8	5.1
Angie Bjorklund	5	2007-11	Graduate	Spokane Valley, WA/University	G/F	6-0	132	11.1	2.9
Shannon Bobbitt	00	2006-08	Graduate	New York, NY/Bergtraum	G	5-2	74	9.3	2.3
Cindy Boggs	24	1974-75	Graduate	Ducktown, TN	G	5-6			
Fonda Bondurant	12	1975-77	Graduate	South Fulton, TN/South Fulton	G	5-6	30	2.1	0.9
Sherry Bostic	14	1984-86	Transfer	LaFollette, TN/Campbell County	F	5-11	51	3.1	1.9
Nancy Bowman	12	1972-75	Graduate	Lenoir City, TN	G	5-3			
Gina Bozeman	20	1981	Transfer	Sylvestor, GA/Worth Academy	G	5-6	8	1.3	0.4
Diane Brady	20	1973-75	Graduate	Calhoun, TN	G	5-2			
Alyssia Brewer	33	2008-11	Transfer	Sapulpa, OK/Sapulpa	F	6-3	87	6.9	4.6
Cindy Brogdon	44	1977-79	Graduate	Buford, GA/Greater Atlanta Christian	F	5-10	70	20.8	6.0
Cierra Burdick	11	2011-	Active	Charlotte, NC/Butler	F	6-2	36	4.6	2.8
Niya Butts	3	1996-00	Graduate	Americus, GA/Americus	F	6-0	111	2.3	1.2
Tasha Butts	3	2000-04	Graduate	Milledgeville, GA/Baldwin County	G	5-11	141	6.4	3.8

C

Kelley Cain	52	2007-11	Graduate	Atlanta, GA/St. Pius X	C	6-6	92	8.6	6.2
Nikki Caldwell	33	1990-94	Graduate	Oak Ridge, TN/Oak Ridge	G	5-11	126	5.9	2.2
Abby Canon	12	2004-05	Transfer	Shelbyville, TN/Shelbyville Central	G	5-8	7	0.0	0.1
Amanda Canon	11	1998-02	Graduate	Shelbyville, TN/Shelbyville Central	F	5-11	42	0.8	0.4
Sonya Cannon	51	1981-85	Graduate	Maryville, TN/Maryville	F	5-8	21	0.7	0.4
Andraya Carter	14	2012-	Active	Flowery Branch, GA/Buford	G	5-9			
Tamara Carver	50	1990-91	Transfer	Cosby, TN/Cosby	G	5-6	4	1.0	0.3
Kelli Casteel	34	1988-92	Graduate	Maryville, TN/Maryville	C	6-2	129	6.5	3.4
Tamika Catchings	24	1997-01	Graduate	Duncanville, TX/Duncanville	F	6-1	127	16.6	7.9
Lesia Cecil	51	1985-86	Graduate	Helenwood, TN/Scott County	G	5-2	4	0.8	0.3
Daedra Charles	32	1988-91	Graduate	Detroit, MI/St. Martin de Porres	C	6-3	105	14.2	8.2
Becky Clark	24	1979-80	Transfer	Memphis, TN/Bishop Byrne	F	5-8	10	1.6	1.0
Regina Clark	5	1988-92	Graduate	Saginaw, MI/Buena Vista	G	5-8	109	3.6	1.4
Kristen "Ace" Clement	33	1997-01	Graduate	Broomall, PA/Cardinal O'Hara	G	5-11	136	5.8	2.4
Susan Clower	34	1978-82	Graduate	Kingston, TN/Roane County	G	5-9	139	3.0	1.9
Lynne Collins	40	1980-84	Graduate	Blacksburg, VA/Blacksburg	F	6-0	126	4.8	3.0
Shelia Collins	30	1981-85	Graduate	Colbert, GA/Madison County	G	5-9	104	13.6	6.0
Abby Conklin	52	1993-97	Graduate	Charlestown, IN/Charlestown	F	6-3	143	8.6	3.9
Pam Cook	42	1982-83	Quit	Duluth, GA/North Gwinnett	G	5-7	27	3.8	2.2
Elizabeth Curry	10	2006-07	Graduate	New Virginia, IA/Interstate 35	G	5-6	14	0.4	0.0
Bev Curtis	51	1979	Quit	Acworth, GA/Etowah	F	6-0	6	4.0	2.0

D

Latina Davis	5	1992-96	Graduate	Winchester, TN/Franklin County	G	5-6	136	9.2	4.0
LaToya Davis	4	2000-04	Graduate	Forsyth, GA/Mary Persons	F	6-0	128	3.6	2.1
Susie Davis	20	1976-79	Graduate	Hohenwald, TN/Lewis County	F	5-8	69	1.7	1.5
Freda DeLozier		1975	Graduate						
Rochone Dilligard	42	1991-94	Graduate	Lebanon, TN/Lebanon	F	6-1	44	2.2	1.8
Gail Dobson	52	1971-75	Graduate	Greeneville, TN	C	5-10			
Sybil Dosty	33	2004-05	Transfer	Tucson, AZ/Salpointe	C	6-3	62	2.8	2.7
Faith Dupree	34	2009-10	Transfer	Knoxville, TN/The Webb School	F/C	6-3			
Kris Durham	23	1987-89	Transfer	Dunellen, NJ/Union Catholic	G	5-8	36	5.9	1.4

E

Sarah Edwards	31	1998-01	Graduate	Sevierville, TN/Sevier County	G/F	5-11	36	1.6	0.4
Tonya Edwards	33	1986-90	Graduate	Flint, MI/Northwestern	G	5-10	121	10.5	3.5
Cindy Ely	55	1977-81	Graduate	Canton, GA/Cherokee	C	6-2	128	5.0	4.6
Shyra Ely	43	2001-05	Graduate	Indianapolis, IN/Ben Davis	F	6-2	139	12.0	6.8
Kyra Elzy	5	1996-01	Graduate	LaGrange, KY/Oldham County	G/F	6-1	126	4.5	3.0
Peggy Evans	20	1990-93	Transfer	Detroit, MI/Country Day	C	6-0	94	11.5	6.1

F

Sherry Fancher	14	1976-79	Graduate	Knoxville, TN/Sevier County	G	5-7	82	1.7	1.0
Tye'sha Fluker	50	2002-05	Graduate	Pasadena, CA/John Muir	C	6-5	140	6.3	4.0
Susan Foulds	13/42	1979-81	Graduate	Annandale, VA/Thomas Jefferson	F	5-11	29	1.1	1.0
Valerie Freeman	42	1983-85	Medical	Milledgeville, GA/Baldwin County	F	6-0	58	6.2	3.5

ALL-TIME ROSTER (CONTINUED)

Sheila Frost	12	1985-89	Graduate	Pulaski, TN/Giles County	C	6-4	138	13.0	7.6
Alex Fuller	44	2004-09	Graduate	Shelbyville, TN/Shelbyville Central	F	6-3	139	5.5	3.8
G									
Amy Gamble	53	1983-84	Transfer	Glendale, W.VA/John Marshall	F	5-10	42	3.1	3.1
Marci Garner	40	1974-76	Graduate	Maryville, TN	F	5-8			
Teresa Geter	40	1997-99	Transfer	Columbia, SC/Columbia	C	6-3	67	6.1	4.7
Bridgette Gordon	30	1985-89	Graduate	DeLand, FL/DeLand	F	6-0	137	17.9	6.7
Bashaara Graves	12	2012-	Active	Clarksville, TN/Clarksville	F/C	6-2			
Liza Graves	12	1975-78	Graduate	Knoxville, TN/Central	G	5-5	14	0.3	0.5
Amber Gray	10	2008-10	Transfer	West Chester, OH/Lakota West	F	6-1	27	2.7	1.9
Kathie Greene	52	1975-76	Graduate	New Market, TN	C	6-1			
Misty Greene	13	1995-98	Graduate	Decatur, TN/Meigs County	G	5-9	82	3.3	1.1
Debbie Groover	52	1977-81	Graduate	Canton, GA/Cherokee	C	6-0	139	11.4	6.9
Aubrey Guastalli	31	2004-05	Graduate	Westwood, MA/Westwood	G	5-6	8	0.0	0.1
H									
Tanya Haave	24/45	1980-84	Graduate	Evergreen, CO/Evergreen	F	6-2	128	13.8	5.9
Leanne Hance	15	1977-78	Quit	Morristown, TN/Morristown West	F	5-7	14	1.2	1.1
Jerilynn Harper	31	1978-79	Transfer	Jefferson City, TN/Jefferson Co.	C	6-1	37	9.9	4.6
Isabelle Harrison	20	2011-	Active	Nashville, TN/Hillsboro	C	6-3	31	3.3	2.7
Lisa Harrison	21	1989-93	Graduate	Louisville, KY/Southern	F	6-0	130	8.7	6.3
Pat Hatmaker	20/24	1980-84	Graduate	Knoxville, TN/Karns	G	5-8	128	3.5	1.4
Debbie Hawhee	52	1988-92	Graduate	Greeneville, TN/South Greene	F	6-1	107	3.0	1.7
Dena Head	11	1988-92	Graduate	Canton, MI/Plymouth-Salem	G	5-11	135	11.0	4.8
Lea Henry	44	1979-83	Graduate	Damascus, GA	G	5-4	134	8.4	1.8
Chamique Holdswawl	23	1995-99	Graduate	Astoria, NY/Christ the King	F	6-2	148	20.4	8.8
Alexis Hornbuckle	14	2004-08	Graduate	Charleston, WV/South Charleston	G	5-11	138	9.7	5.4
Karla Horton	55	1984-87	Graduate	Kershaw, SC/Andrew Jackson	C	6-2	99	9.4	7.8
J									
Brittany Jackson	25	2001-05	Graduate	Cleveland, TN/Bradley Central	F	6-0	134	6.9	1.9
Gwen Jackson	13	1999-03	Graduate	Eufaula, AL/Eufaula	C	6-2	137	11.0	5.7
Marlene Jeter	15	1990-92	Graduate	Carlisle, SC/Union	F	6-0	29	3.2	2.2
Dana Johnson	53	1991-95	Graduate	Baltimore, MD/Western	C	6-2	133	12.2	7.8
Glory Johnson	25	2008-12	Graduate	Knoxville, TN/The Webb School	F	6-3	141	11.7	8.6
Michelle Johnson	00/44	1993,95	Medical	Shelbyville, TN/Shelbyville Central	F	6-0	38	3.1	2.8
Tiffani Johnson	4	1994-97	Graduate	Charlotte, NC/Garinger	C	6-4	110	8.9	6.8
Kellie Jolly	14	1995-99	Graduate	Sparta, TN/White County	G	5-10	132	6.8	1.9
Jasmine Jones	2	2012-	Active	Madison, AL/Bob Jones	F	6-2			
K									
Janice Koehler	14	1974-76	Graduate	Nashville, TN	G	5-6			
L									
Tammy Larkey	52	1981-83	Transfer	Gray, TN/Daniel Boone	C	6-5	42	4.8	3.6
Kara Lawson	20	1999-03	Graduate	Alexandria, VA/West Springfield	G	5-8	143	13.6	4.3
Brynae Laxton	31	1995-98	Graduate	Oneida, TN/Oneida	F	6-0	99	2.7	2.2
Cheryl Littlejohn	44	1983-87	Graduate	Gastonia, NC/Hunter Huss	C	6-3	118	2.3	1.5
M									
Alicia Manning	15	2008-12	Graduate	Woodstock, GA/Etowah	F	6-1	139	4.5	3.9
Michelle Marciniak	3	1993-96	Graduate	Macungie, PA/Allentown Ctr. Calh.	G	5-9	104	9.7	2.5
Pam Marr	10	1982-86	Graduate	Winter Park, FL/Winter Park	G	5-6	132	1.9	1.0
Dawn Marsh	4	1984-88	Graduate	Alcoa, TN/Alcoa	G	5-6	132	5.6	1.7
Ariel Massengale	5	2011-	Active	Bolingbrook, IL/Bolingbrook	G	5-6	33	7.4	2.3
Melissa McCray	35	1985-89	Graduate	Johnson City, TN/Science Hall	G	5-10	139	6.3	2.7
Nikki McCray	23	1991-95	Graduate	Collierville, TN/Collierville	F	5-11	127	12.4	5.3
Courtney McDaniel	34/42	2000-04	Graduate	Bristol, TN/Tennessee	C/F	6-1	101	3.5	2.7
April McDivitt	10	1999-02	Transfer	Connersville, IN/Connersville	G	5-8	104	5.0	1.5
Carla McGhee	24	1986-90	Graduate	Peoria, IL/Manual	F	6-3	101	6.1	5.1
Lisa McGill	24	1976-79	Graduate	Gatlinburg, TN/Sevier County	F	5-10	50	5.9	4.6
Cait McMahan	2	2006-09	Medical	Maryville, TN/Heritage	G	5-4	44	2.8	1.2
Laurie Milligan	11	1994-98	Graduate	Tigard, OR/Tigard	G	5-8	102	3.6	1.1
Zandra Montgomery	30	1977-79	Graduate	Cleveland, TN/Bradley Central	F	5-10	65	10.0	4.8
Nicci Moats	34	2006-07	Transfer	Daleville, VA/Lord Botetourt	F	6-2	9	0.8	0.9
Loree Moore	21	2001-05	Graduate	Lakewood, CA/Narbonne	G	5-9	118	6.1	3.8
Nia Moore	21	2012-	Active	Chicago, IL/Bolingbrook	C	6-3			
Pearl Moore	42	1987-90	Graduate	Harriman, TN/Harriman	F	6-2	39	3.0	2.7
Tasheika Morris	12	1999-00	Transfer	Huntsville, AL/Butler	F	6-0	23	2.2	0.8
Karen Morton	50	1982-83	Transfer	Lake City, TN/Lake City	C	6-3	21	11.7	5.5

GENERAL

STAFF

PLAYERS

REVIEW

HISTORY

FACILITIES

NCAA

SEC

RECORDS

MEDIA INFO



HISTORY

ALL-TIME ROSTER (CONTINUED)

Lindsey Moss	21	2005-06	Transfer	Alpharetta, GA/Chattahoochee	G	6-1	28	2.0	0.7
Sabrina Mott	40	1986-87	Graduate	Brentwood, TN/Brentwood	G	5-9	10	0.7	0.4
Michelle Muñoz	14	2001-02	Transfer	Mason, OH/Mason	F	6-1	27	3.7	2.0

N

Cindy Noble	32	1978-81	Graduate	Clarksburg, OH/Adena	C	6-5	103	15.2	7.1
-------------	----	---------	----------	----------------------	---	-----	-----	------	-----

O

Kathy O'Neil	40	1976-80	Graduate	Newport, TN/Cocke County	F	5-11	137	5.2	3.5
Mary Ostrowski	14	1980-84	Graduate	Parkersburg, WV/Parkersburg Catholic	F/C	6-2	125	13.8	8.0

P

Candace Parker	3	2004-08	Graduate	Naperville, IL/Naperville Central	F	6-4	110	19.4	8.8
Jane Pemberton	44	1975-76	Graduate	Deer Lodge, TN	C	5-10			
Jasmine Phillips	1	2012-	Active	Hartsville, SC/Hartsville	G	5-10			
Shalon Pillow	50	1998-02	Graduate	Addyston, OH/Taylor	C	6-3	108	2.7	1.5

R

Semeka Randall	21	1997-01	Graduate	Cleveland, OH/Trinity	G	5-10	140	13.7	5.1
Jill Rankin	13	1979-80	Graduate	Phillips, TX/Phillips	C	6-3	38	19.2	7.3
Linda Ray	23/35	1981-85	Graduate	Norris, TN/Norris	F	5-9	19	1.1	0.8
Dominique Redding	13	2003-07	Graduate	Clearwater, FL/Clearwater	F	6-1	130	3.3	1.3
Emily Roberts	52	1976-77	Graduate	Sharon, TN/Westview	C	5-9	25	2.8	2.3
Patricia Roberts	44	1976-77	Graduate	Monroe, GA/Monroe	F/C	6-1	33	29.9	14.2
Ashley Robinson	33/43	2000-04	Graduate	Grand Prairie, TX/South Gr.	C	6-5	132	7.0	5.1

S

Debbie Scott	50	1988-90	Transfer	Gallatin, TN/Gallatin	F	6-0	70	4.7	1.9
Joy Scruggs	22	1971-75	Graduate	Cleveland, TN	G	5-3			
Jan Seay	31	1977-78	Quit	Albany, GA/Albany	F	5-8	3	0.7	.0
Shelley Sexton	23	1983-87	Graduate	Lake City, TN/Anderson County	G	5-7	112	8.5	2.5
Meighan Simmons	11	2010-	Active	Cibolo, TX/Byron P. Steele II	G	5-9	73	12.3	2.5
Sydney Smallbone	20	2007-11	Graduate	Granger, IN/St. Joseph's	G	5-10	106	2.5	0.9
Kim Smallwood	10	1995-96	Transfer	Richmond, TX/Lamar Consolidated	F	5-10	21	2.0	1.4
Melissa Smith	44	1989-90	Transfer	Schofield, WI/D.C. Everest	C	6-2	25	1.4	1.2
Tanika Smith	25	1993-95	Transfer	Knoxville, TN/Central	G	5-8	39	1.1	0.6
Michelle Snow	00	1998-02	Graduate	Pensacola, FL/Pensacola	C	6-5	137	10.9	6.5
Kristie Snyder	15	1983-84	Graduate	Knoxville, TN/Bearden	G	5-6	6	0.7	0.3
Taber Spani	13	2009-	Graduate	Lee's Summit, MO/Home Schooled	G	6-1	97	6.9	3.2
Sidney Spencer	1	2003-07	Graduate	Hoover, AL/Hoover	F/C	6-3	133	8.2	3.8
Kathy Spinks	11	1984-88	Graduate	Forest Hills, KY/Belfrey	C	6-2	125	4.7	3.0
LaShonda Stephens	34	1996-00	Graduate	Woodstock, GA/Sequoyah	C	6-3	92	2.5	1.9
Shekinna Stricklen	40	2008-12	Graduate	Morrilton, AR/Morrilton	G/F	6-2	139	13.5	6.5

T

Sue Thomas	30	1974-77	Graduate	Maryville, TN/Everett	F	5-8	33	11.3	6.1
Pashen Thompson	44	1993-97	Graduate	Philadelphia, MS/Philadelphia	C	6-1	130	7.4	6.3
Mina Todd	23	1980-81	Transfer	Murray, KY/Calloway County	G	5-10	9	4.5	2.0
Paula Towns	51/55	1980-84	Graduate	Fort Valley, GA/Peach County	F	6-1	117	9.5	6.5
Gay Townson	14	1986-87	Graduate	Loudon, TN/Loudon	F	5-9	10	0.8	0.2
Jennifer Tuggle	32	1984-88	Graduate	Etowah, TN/McMinn Central	F	6-2	97	4.6	2.4

W

Vonda Ward	24	1991-95	Graduate	Northfield, OH/Trinity	C	6-6	125	6.7	5.6
Holly Warlick	22	1976-80	Graduate	Knoxville, TN/Bearden	G	5-7	141	6.4	3.5
Jackie Watson	32	1974-77	Graduate	Crossville, TN/Cumberland County	F	5-8	33	4.9	3.8
Lisa Webb	34	1983-88	Graduate	Milledgeville, GA/Baldwin County	F	5-9	113	6.4	4.1
Sa'de Wiley-Gatewood	15	2004-05	Transfer	Pomona, CA/Lynwood	G	5-9	22	5.6	2.0
Kamiko Williams	4	2009-	Graduate	Clarksville, TN/Northeast	G	5-11	93	4.8	2.4
Tiffany Woosley	10	1991-95	Graduate	Shelbyville, TN/Shelbyville Central	G	5-6	104	10.5	2.2

Z

Shanna Zolman	5	2002-06	Graduate	Syracuse, IN/Wawasee	G	5-10	144	11.8	2.5
---------------	---	---------	----------	----------------------	---	------	-----	------	-----

*CD = Completing Degree

THE EARLY YEARS

The following is a list of all women known to have been a member of a University of Tennessee women's basketball team between 1903 and 1974. Years of participation refer to the end of that academic year, the conclusion of the season. This list, compiled from all available sources, is not assumed to be complete or even necessarily correct.

THE PLAYERS

ANDERTON, Billye 1969-70	HAPE, Nelle 1920	RHEA, Colleen 1926
ANDERTON, Mary 1926	HARBERT, Florine 1924-25	RICE, Genevieve 1907-08
ARGERA, — 1971	HARDIN, Mary 1909	ROCKWELL, Katherine 1920
AYCOCK, Mary or Pauline 1922	HARRIS, Anne 1925	ROEHL, Winona 1905
BAIRD, Evelyn 1924-25-26*	HAZELWOOD, Margaret 1924-25	SCARBROUGH, Ann 1971
BARFIELD, Carol 1971	HIBLER, Mary Dell 1969*-70	SCHULTZE, Sue 1973-74
BAUMAN, Harriet 1904	HICKEY, Gayle 1970-71	SCOTT, Gloria 1972-73-74
BEAN, Lucille 1926	HICKS, Agnes 1925-26	SCOTT, Virginia 1920*
BLAIR, Annis or Sara 1922	HILL, Jane 1969	SHANTON, Mary Moore 1926
BLANTON, Mary Virginia 1926	HITE, Maude 1904-05-07	SMALLEY, Louise 1923
BOND, Nell 1924	HOBBS, Terry 1973	SMARTT, Jane 1965 to 68
BORTHICK, Melinda 1972-73-74	HOHNE, Maria 1974	SMITH, Maud Walker 1924
BRIMI, Barbara 1965 to 68	HOOD, Grace 1905-06-07*-08*	STARK, Margaret 1920
BRYANT, Marjorie 1922-23	HOPSON, Trixie 1923	STOKELY, Anna 1923
BURDICK, Kathleen 1922	HOUSE, Mary 1920	STRADLEY, Mildred 1923-24-25-26
CABLE, Catherine 1926	HULING, Fannie 1924-25	THOMPSON, — 1969
CALDWELL, Linda 1969-70	JARDET, Jan 1969-70-71-72*	THORNBURGH, Laura 1903-04
CAPPS, Ethel 1926	JARRELL, Jackie 1970	TODD, Nannie 1906
CARLETON, Adaline 1925	JETER, Gladys 1920	TREADWELL, Mary 1903
CAROTHERS, Hattie 1922	JOHNSON, Mary 1920	UPCHURCH, Catherine 1926
CARTER, Sandy 1974	KEHR, Florence 1910	VANNEMAN, Agnes 1920
COLE, Susie 1970	KEHR, Marguerite 1909-10	WADE, Daisy 1906
CONLEY, Ruby 1924-25	KELLER, Maude 1903	WALDROP, Eve 1971
COOKE, Mary 1925	LACY, Louise 1926	WARD, Sadie 1904
COOLEY, Elizabeth 1905	LEE, Ann 1969	WATKINS, Sarah 1923-25
COOPER, Mary 1906	LENAHAN, Kyran 1973-74	WELAND, Edith 1907
COPLEY, Marie 1972	LOVELACE, Inez 1924-25*	WELLER, Helen 1924*
CRESTLA, — 1926	LOWE, Alberta 1920	WEYLAND, Anna 1906
CROW, Mabel 1925	LYMAN, Jessica 1910*	WHITE, Becky 1926
CROW, Dona 1971	MABRY, Evelyn 1926	WILLIAMS, Frances 1923-25-26
DAHNIKE, Marjorie 1926	McCRACKEN, Jennilee	WILLIAMS, Jane 1903-04
DAMON, Myrtle 1907	1922-23-24-MG25	WILLIAMS, Katherine 1903*
DANIEL, Mary 1910	McINTIRE, Blanch 1903	WINGATE, Marion 1923
D'ARDELL, Verdi 1922	McNABB, Leta 1910	WYATT, Margie 1971
DAVIS BAXTER, Carolyn 1963	MILLER, Bertha Rose 1906	YOUNG, Elizabeth 1926
DAVIS, Marjorie 1907-08-10	MILLER, Grace 1907-08-09	YOW, Venessa 1972
DeGOLIA, Fannie 1903-04	MINTON, Lucille 1926	
DODD, Lillian 1905	MORGAN, Lucy 1920-22	
DOZIER, Mary 1926	MORIARTY, Lois 1923	
DUNBAR, Jackie 1974	MORRILL, Jenny 1904*	
DUNN, Barbara 1972-73	NELSEN, Gretchen 1909-10	
ELKINS, Catherine 1925	NICKERSON, Margaret 1910	
ELLIS, Mary 1926	PASCHALL, Debbie 1972-73	
FERRIS, Elizabeth 1924-25	PAYNE, Diane 1971	
FOX, — 1924	PEMBERTON, Lynn 1972-73	
FRAZIER, Claudia 1908-09*	PERKINS, Alice 1907-08	
FRITZ, Ruthie 1969-70	PERKINS, Margaret 1905-06	
FULLER, Aimee 1974	PETRONE, Patty 1973	
GARTH, Jeanie 1920*	PIERCE, Patty 1969	
GILDERSLEEVE, Mabel 1904-06-07	PIETY, Linda 1970	
GOODWIN, Carol 1963	POLK, Essie 1905*-06*	
GRAVES, Patricia 1971	POPE, Anne 1922-23	
GREEN, Brenda 1963 to 66	POWELL, Lou Ann 1969-70	
GREGORY, Gloria 1963 to 66	PRESTLEY, Lelia 1926	
GROVES, Sue 1974	PRUETT, Diane 1971	
HALL, Jennifer 1969	PULLIN, Burline 1972	

italics indicate estimated years
* - team captain

GENERAL

STAFF

PLAYERS

REVIEW

HISTORY

FACILITIES

NCAA

SEC

RECORDS

MEDIA INFO



HISTORY

ALL-TIME LADY VOL COACHES

Name	Years	Yrs.	Won	Lost	Tie	Pct.	Name	Years	Yrs.	Won	Lost	Tie	Pct.
Katherine Williams	1903	1	0	2	0	.000	Nancy Lay	1960-68	9	*	*	*	***
Jenny Morrill	1904	1	0	2	0	.000	Joan Cronan	1969-70	2	8	10	0	.444
L.T. Belmont	1905	1	0	4	0	.000	Margaret Hutson	1971-74	4	60	18	0	.769
Essie Polk	1906	1	0	3	0	.000	Pat Head Summitt	1974-2012	38	1,098	208	0	.841
T.S. Myers	1907	1	1	1	0	.500	Holly Warlick	2012-					First Season
W.C. Burnley	1908	1	1	2	0	.333	TOTALS	67 years		1,191	265	2	.818
Andrew Weisenberg	1909	1	1	1	1	.500	16 coaches in 67 seasons entering 2012-13						
Howard Sandburg	1909-10	1	0	2	0	.000	* No schedules or results available						
Mary Douglas Ayres	1920	1	2	3	0	.400	NOTE: The 1,191 victories establish the University of Tennessee as the all-time winningest program in NCAA Division I women's basketball history.						
Mabel Miller	1922-23	2	4	2	0	.667							
Fay MoArgan	1924	1	4	3	0	.571							
Ann Huddle	1925-26	2	12	4	1	.735							

ALL-TIME ALL-TIME ASSISTANTS & STAFF

COACH	POSITION	YEARS
Jane Albright	Graduate Assistant	1981-83
Kathy Allen	Graduate Assistant	2002-04
Janet Allman	Graduate Assistant	1983-84
Debbie Ayers	Volunteer Assistant	1989-90
Josh Baney	Graduate Assistant	2012-present
Journey Beard	Volunteer Assistant	1982-83
Michael Beaumont	Dir. of BB Ops.	2012-present
Alysiah Bond	Dir. of BB Ops.	1998-01
Al Brown	Assistant	1995-02
Greg Brown	GA/Assistant	2002-03/03-04
Tasha Butts	Graduate Assistant	2004-05
Nikki Caldwell	GA/Assistant	1998-99/2002-08
Daedra Charles-Furlow	Assistant/Dir. of Char. Dev.	2008-10/2010-12
Shelia Collins	Graduate Assistant	1986-87
Loretta Coughlin	Volunteer Assistant	1980-81
Tony Cross	Volunteer Assistant	1983-84
Elizabeth Curry	Graduate Assistant	2007-09
Nancy Darsch	Assistant	1978-85
Mickie DeMoss	Asst/Assoc Head/Asst	1985-2001, 01-03, 2010-12
Sherry Dihel	Vol. Admin. Asst.	1997-98
Danielle Donehew	Graduate Assistant/ Dir. of BB Ops.	2001-03/03-08
Angel Elderkin	Graduate Assistant/Video Coord.	2005-06/06-07
Kyra Elzy	Assistant	2012-present
Stephanie Glance	Special Asst./Assistant	2009-10
Kathy Harston	Dir. Of BB Ops.	2008-12
David Head	Graduate Assistant	2003-05
Lea Henry	Graduate Assistant	1984-85
Elizabeth Jackson	Graduate Assistant	1976-77
Cassie Kowaleski	Graduate Assistant	2009-10
Jollette Law	Assistant	2012-present
Angela Lawson	Graduate Assistant	1989-91
Dean Lockwood	Assistant	2004-present
Dawn Marsh	Part-time Assistant	1988-90
Janet McGee	Assistant To Head Coach	2012-present
Corinne Milien	Graduate Assistant	2010-12
Matthew Mitchell	Graduate Assistant	1999-00
Pam Owens	Graduate Assistant	2005-06
Carolyn Peck	Assistant	1993-95
Jill Rankin	Graduate Assistant	1980-81
Kelly P. Sahner	Dir. of BB Ops.	1996-98
Shelley Sexton	Graduate Assistant	1988-89
Judy Southard	Graduate Assistant	1977-78
Amber Stocks	Graduate Assistant	2000-02
Pam Tanner	Assistant/GA	1990-93
Pat Summitt	Head Coach/Head Coach Emeritus	1974-2012/2012-present
Heidi VanDerveer	Graduate Assistant	1986-88
Holly Warlick	Assistant/Associate Head/Head	1985-2004/2005-12/2012-present
Lisa Webb	Graduate Assistant	1988-89
Claudia Woody	Graduate Assistant	1978-79

LADY VOL HONOREES

There are 69 categories of prominent honors that have been received by Lady Vol basketball players over the years. One-hundred nine Lady Vols, roughly 68 percent of the all-time roster of 161 players (through the 2011-12 season), have received recognition in one of these categories. Twelve players distinguish themselves by appearing in a double-digit number of categories: Chamique Holdscraw 35; Candace Parker 27; Tamika Catchings 24; Bridgette Gordon, 20; Glory Johnson, 16; Kara Lawson, 15; Dena Head, 13; Daedra Charles and Nikki McCray, 12; Michelle Marciniak and Shekinna Stricklen, 11; Tanya Haave and Semeka Randall, 10. Additionally, another 78 Lady Vols have been decorated at least twice on this list.

OLYMPIANS

Cindy Brogdon 1976 (Silver)
 Tamika Catchings 2004 (Gold), '08 (Gold), '12 (Gold)
 Daedra Charles 1992 (Bronze)
 Bridgette Gordon 1988 (Gold)
 Lea Henry 1984 (Gold)
 Chamique Holdscraw 2000 (Gold)
 Kara Lawson 2008 (Gold)
 Nikki McCray 1996 (Gold), 2000 (Gold)
 Carla McGhee 1996 (Gold)
 Cindy Noble 1980 (Boycott), '84 (Gold)
 Candace Parker 2008 (Gold), '12 (Gold)
 Jill Rankin 1980 (Boycott)
 Patricia Roberts 1976 (Silver)
 Holly Warlick 1980 (Boycott)

USA NATIONAL TEAMS

Cindy Brogdon 1976-78
 Tamika Catchings 2002, '04, '06-12
 Daedra Charles 1989, '92, '94
 Shelia Collins 1983
 Latina Davis 1995
 Tonya Edwards 1997
 Peggy Evans 1993
 Sheila Frost 1988
 Bridgette Gordon 1987-88, 1991
 Debbie Groover 1979
 Tanya Haave 1982
 Dena Head 1991-94
 Lea Henry 1980-84
 Chamique Holdscraw 1997-00
 Dana Johnson 1994
 Glory Johnson 2011
 Kara Lawson 2001, '06-10
 Michelle Marciniak 1995-99
 Nikki McCray 1993, '95-96, '98-00
 Carla McGhee 1987, '93-96
 Loree Moore 2003
 Cindy Noble 1979-80, '83-84
 Mary Ostrowski 1981, '83
 Candace Parker 2006-12
 Semeka Randall 1998
 Jill Rankin 1979-80
 Patricia Roberts 1976-78
 Michelle Snow 2004, '06-08
 Sidney Spencer 2008
 Shekinna Stricklen 2011
 Holly Warlick 1978-80
 Tiffany Woosley 1994

USA JUNIOR NATIONAL TEAMS

Jody Adams 1990
 Nicky Anosike 2005, '07
 Vicki Baugh 2006-07
 Angie Bjorklund 2007
 Alyssia Brewer 2008
 Cierra Burdick 2009-11
 Kelley Cain 2006
 Andraya Carter 2010
 Tamika Catchings 1997-98
 Kristen Clement 1997
 Susan Clower, 1978-79
 Shelia Collins 1982
 Abby Conklin, 1993-94
 Latina Davis, 1993-94
 Kris Durham 1986-88
 Tonya Edwards 1986-87
 Cindy Ely 1977-78
 Kyra Elzy 1997
 Peggy Evans 1991-92
 Sheila Frost 1986
 Bridgette Gordon 1986
 Bashaara Graves, 2009-10, '12
 Debbie Groover 1977
 Tanya Haave 1981
 Lisa Harrison 1991
 Dena Head 1989
 Lea Henry 1978-79
 Chamique Holdscraw 1995
 Dana Johnson 1991-93
 Glory Johnson, 2007
 Tiffani Johnson 1996
 Tammy Larkey 1981

Kara Lawson 1998
 Michelle Marciniak 1989-93
 Pam Marr 1983
 Dawn Marsh 1985-86
 Ariel Massengale 2009-11
 Cait McMahan 2005
 Loree Moore 2000-01
 Karen Morton 1982, 1983
 Mary Ostrowski 1978-80
 Candace Parker 2003-04
 Semeka Randall 1996-97
 Ashley Robinson 2000
 Michelle Snow 2000
 Taber Spani, 2009
 Shekinna Stricklen, 2007-08
 Pashen Thompson 1994
 Vonda Ward 1989-90, 1993
 Holly Warlick 1977
 Tiffany Woosley 1992-93

U.S. OLYMPIC FESTIVAL

Jody Adams 1990
 Daedra Charles 1987
 Susan Clower 1978-79
 Shelia Collins 1982
 Abby Conklin 1993-94
 Latina Davis 1993
 Kris Durham 1986-87
 Tonya Edwards 1986
 Cindy Ely 1978
 Peggy Evans 1991
 Shelia Frost 1986
 Amy Gamble 1982-83
 Bridgette Gordon 1986
 Tanya Haave 1981
 Lisa Harrison 1991
 Dena Head 1987
 Lea Henry 1978-79
 Chamique Holdscraw 1995
 Marlene Jeter 1989
 Dana Johnson 1991
 Tammy Larkey 1981
 Michelle Marciniak 1989-91
 Pam Marr 1983
 Dawn Marsh 1985-86
 Laurie Milligan 1995
 Karen Morton 1982-83
 Mary Ostrowski 1978-79
 Pashen Thompson 1994
 Vonda Ward 1989-90

WBCA (KODAK/STATE FARM)

ALL-AMERICANS

Cindy Brogdon (F) 1976, '78, '79
 Tamika Catchings (F) 1998, '99, '00, '01
 Daedra Charles (C) 1990, 1991
 Shelia Collins (G) 1985
 Shyra Ely (F) 2004
 Bridgette Gordon (F) 1988, '89
 Tanya Haave (F) 1983
 Lisa Harrison (F) 1993
 Dena Head (G) 1992
 Chamique Holdscraw (F) 1996, '97, '98, '99
 Glory Johnson (F) 2012
 Kara Lawson (G) 2003
 Nikki McCray (F) 1994, '95
 Cindy Noble (C) 1981
 Mary Ostrowski (F) 1982
 Candace Parker (F) 2006, '07, '08
 Semeka Randall (G) 1999, 2000
 Jill Rankin (C) 1979, '80
 Patricia Roberts (C) 1977
 Shekinna Stricklen (G/F) 2011
 Holly Warlick (F) 1980

NAISMITH PLAYER OF THE CENTURY (1900s)

Chamique Holdscraw 2000

NAISMITH PLAYER OF THE YEAR

Chamique Holdscraw 1998, '99
 Tamika Catchings 2000
 Candace Parker 2008

NAISMITH ALL-AMERICA TEAM

Tamika Catchings 1999, '00
 Daedra Charles 1991
 Bridgette Gordon 1988, '89
 Lisa Harrison 1993
 Dena Head 1992
 Chamique Holdscraw 1997, '98, '99
 Michelle Marciniak 1996
 Nikki McCray 1994, 1995
 Candace Parker 2007, '08

ASSOCIATED PRESS PLAYER OF THE YEAR

Chamique Holdscraw 1998, '99
 Tamika Catchings 2000
 Candace Parker 2008

ASSOCIATED PRESS ALL-AMERICA TEAM

Angie Bjorklund 2010 (HM), '11 (HM)
 Shannon Bobbitt 2008 (HM)
 Tamika Catchings 1999 (1st), '00 (1st), '01 (2nd)
 Shyra Ely 2004 (3rd)
 Chamique Holdscraw 1997 (1st), '98 (1st), '99 (1st)
 Gwen Jackson 2001 (HM), '03 (HM)
 Kelly Johnson 2012 (HM)
 Kellie Jolly 1999 (HM)
 Kara Lawson 2001 (HM), '02 (3rd), '03 (2nd)
 Candace Parker 2006 (2nd), '07 (1st), '08 (1st)
 Semeka Randall 1999 (2nd), '00 (2nd), '01 (HM)
 Meighan Simmons 2011 (HM)
 Michelle Snow 2001 (HM), '02 (HM)
 Shekinna Stricklen 2010 (HM), '11 (3rd), '12 (3rd)

ESPY AWARDS FEMALE ATHLETE OF THE YEAR

Chamique Holdscraw 1999
 Candace Parker 2008

ESPY AWARDS FEMALE COLLEGIATE ATHLETE OF THE YEAR

Candace Parker 2008

ESPY AWARDS WOMEN'S BASKETBALL PLAYER OF THE YEAR

Tamika Catchings 2001
 Chamique Holdscraw 1998, '99

ESPY AWARDS UNDERARMOUR UNDENIABLE PERFORMANCE AWARD

2007 Team

HONDA-BRODERICK CUP ATHLETE OF THE YEAR

Chamique Holdscraw 1998
 Candace Parker 2008

HONDA SPORTS AWARD

Bridgette Gordon 1989
 Chamique Holdscraw 1997, '98
 Candace Parker 2007, '08

NCAA WOMAN OF THE YEAR

Nicky Anosike 2009
 Glory Johnson 2012 (top 30)
 Kara Lawson 2003 (finalist)

ESPN.COM NATIONAL PLAYER OF THE YEAR

Candace Parker 2008

SPORTING NEWS PLAYER OF THE YEAR

Chamique Holdscraw 1998, '99

SPORTING NEWS ALL-AMERICA TEAM

Tamika Catchings 1999, '00
 Chamique Holdscraw 1998, '99
 Semeka Randall 1999 (2nd)

SPORTS ILLUSTRATED PLAYER OF THE YEAR

Chamique Holdscraw 1998, '99

GENERAL

STAFF

PLAYERS

REVIEW

HISTORY

FACILITIES

NCAA

SEC

RECORDS

MEDIA INFO



LADY VOL HONOREES (CONTINUED)

SPORTS ILLUSTRATED ALL-AMERICA TEAM
 Tamika Catchings 1999, '00
 Chamique Holdsclaw 1998, '99

STATE FARM WADE TROPHY WINNER
 Daedra Charles 1991
 Candace Parker 2007

SULLIVAN AWARD
 Chamique Holdsclaw 1999

USA BASKETBALL PLAYER OF THE YEAR
 Chamique Holdsclaw 1997
 Cindy Noble 1982

**USA BASKETBALL WRITERS OF AMERICA
 PLAYER OF THE YEAR**
 Chamique Holdsclaw 1998, '99
 Tamika Catchings 2000
 Candace Parker 2007, '08

**USA BASKETBALL WRITERS OF AMERICA
 FRESHMAN OF THE YEAR**
 Chamique Holdsclaw 1996
 Tamika Catchings 1998
 Shekinna Stricklen 2009

FRANCIS POMEROY NAISMITH AWARD
 Kara Lawson 2003

WBCA PLAYER OF THE YEAR
 Chamique Holdsclaw 1998, '99
 Tamika Catchings 2000

WOODY HAYES AWARD
 Kara Lawson 2004

JOHN R. WOODEN PLAYER OF THE YEAR
 Candace Parker 2007, '08

JOHN R. WOODEN ALL-AMERICA TEAM
 Candace Parker 2007, '08

**NAISMITH COACH OF THE CENTURY
 (1900s)**
 Pat Summitt 2000

ASSOCIATED PRESS COACH OF THE YEAR
 Pat Summitt 1998

ESPY COACH/MANAGER OF THE YEAR
 Pat Summitt 2008

**ESPY AWARDS/ARTHUR ASHE COURAGE
 AWARD**
 Pat Summitt 2012

NAISMITH COACH OF THE YEAR
 Pat Summitt 1987, '89, '94, '98, '04

WBCA-CONVERSE COACH OF THE YEAR
 Pat Summitt 1983, '95, '98

**THE JOHN AND NELLIE WOODEN COACH
 OF THE YEAR**
 Pat Summitt 1998

**JOHN R. WOODEN LEGENDS OF COACHING
 AWARD**
 Pat Summitt 2008

**USA BASKETBALL WRITERS OF AMERICA
 COACH OF THE YEAR**
 Pat Summitt 1998

**ESPY AWARDS CO-TEAM OF THE DECADE
 (1990s)**
 Jody Adams 1989-93
 Niya Butts 1996-2000
 Nikki Caldwell 1990-94
 Amanda Canon 1998-02
 Tamara Carver 1990-91
 Kelli Casteel 1988-92
 Tamika Catchings 1997-01
 Daedra Charles 1988-91
 Regina Clark 1988-92
 Kristen "Ace" Clement 1997-01
 Abby Conklin 1993-97
 Latina Davis 1992-96
 Rochone Dilligard 1991-94
 Sarah Edwards 1998-01
 Tonya Edwards 1986-90

Kyra Elzy 1996-01
 Peggy Evans 1990-93
 Teresa Geter 1997-99
 Misty Greene 1995-98
 Lisa Harrison 1989-93
 Debbie Hawhee 1988-92
 Dena Head 1988-92
 Chamique Holdsclaw 1995-99
 Marlene Jeter 1990-92
 Dana Johnson 1991-95
 Michelle Johnson 1993, 1995
 Tiffani Johnson 1994-97
 Kellie Jolly 1995-99
 Brynnae Laxton 1995-98
 Michelle Marciniak 1993-96
 Nikki McCray 1991-95
 Carla McGhee 1986-90
 Laurie Milligan 1994-98
 Pearl Moore 1987-90
 Shalon Pillow 1998-02
 Semeka Randall 1997-01
 Debbie Scott 1988-90
 Kim Smallwood 1995-96
 Melissa Smith 1989-90
 Tanika Smith 1993-95
 Michelle Snow 1998-02
 Lashonda Stephens 1996-2000
 Pashen Thompson 1993-97
 Vonda Ward 1991-95
 Tiffany Woosley 1991-95

KODAK 25th ANNIVERSARY TEAM
 Chamique Holdsclaw 1999

NCAA TEAM OF THE DECADE (1980s)
 Bridgette Gordon (F)

NCAA 25th ANNIVERSARY TEAM
 Chamique Holdsclaw
 Bridgette Gordon
 Pat Summitt (coach)

NCAA POSTGRADUATE SCHOLARSHIPS
 Tanya Haave 1984
 Lea Henry 1983

**CoSIDA ACADEMIC ALL-AMERICAN OF
 THE YEAR**
 Jill Rankin 1980
 Candace Parker 2008

**GTE/CoSIDA ALL-TIME ACADEMIC
 ALL-AMERICA BASKETBALL TEAM**
 Jill Rankin (2nd)

ACADEMIC ALL-AMERICA TEAM
 Nicky Anosike 2008 (2nd)
 Angie Bjorklund 2010 (1st), '11 (2nd)
 Peggy Evans 1992 (3rd)
 Tanya Haave 1983 (3rd), '84 (1st)
 Lea Henry 1983 (3rd)
 Kara Lawson 2003 (1st)
 Glory Johnson 2012 (1st)
 Candace Parker 2007(2nd), '08 (1st)
 Jill Rankin 1980 (1st)
 Shanna Zolman 2006 (1st)

**WBCA NATIONAL PLAYER OF THE
 MONTH**
 Candace Parker (January) 2008

**NCAA TOURNAMENT MOST
 OUTSTANDING PLAYER**
 Tonya Edwards 1987
 Bridgette Gordon 1989
 Chamique Holdsclaw 1997, '98
 Michelle Marciniak 1996
 Candace Parker 2007, '08

NCAA ALL-FINAL FOUR TEAM
 Nicky Anosike 2007, '08
 Shannon Bobbitt 2007, '08
 Tamika Catchings 1998, '00
 Daedra Charles 1991
 Tonya Edwards 1987
 Sheila Frost 1989
 Bridgette Gordon 1987, '89
 Dena Head 1991
 Chamique Holdsclaw 1996, '97, '98
 Gwen Jackson 2003
 Tiffani Johnson 1996
 Kellie Jolly 1997, '98

Kara Lawson 2003
 Michelle Marciniak 1996
 Nikki McCray 1995
 Mary Ostrowski 1984
 Candace Parker 2007, '08
 Shanna Zolman 2004

**NCAA REGIONAL TOURNAMENT MOST
 OUTSTANDING PLAYER**
 Kelli Casteel 1991 (Midwest)
 Tamika Catchings 2000 (Midwest)
 Shelia Collins 1982 (Midwest)
 Latina Davis 1996 (East)
 Bridgette Gordon 1987 (Midwest), '89 (East)
 Chamique Holdsclaw 1997 (Midwest),
 '98 (Midwest)
 Gwen Jackson 2003 (Midwest)
 Dawn Marsh 1988 (East)
 Nikki McCray 1995 (Midwest)
 Mary Ostrowski 1984 (Midwest)
 Candace Parker 2007 (Dayton), 2008
 (Oklahoma City)
 Shelley Sexton 1986 (Midwest)

**NCAA ALL-REGIONAL TOURNAMENT
 TEAMS**
 Jody Adams 1991 (Midwest)
 Shannon Bobbitt 2007 (Dayton)
 Tasha Butts 2004 (Midwest)
 Kelli Casteel 1991 (Midwest)
 Tamika Catchings 1999 (East), 2000
 (Midwest)

Daedra Charles 1990 (East), 1991 (Midwest)
 Shelia Collins 1982 (Midwest), 1985 (Midwest)
 Latina Davis 1996 (East)
 LaToya Davis 2004 (Midwest)
 Shyra Ely 2002 (Midwest), 2003 (Midwest),
 2004 (Midwest), 2005 (Philadelphia)
 Sheila Frost 1986 (Midwest), 1987 (Midwest),
 1989 (East)
 Bridgette Gordon 1987 (Midwest), 1988 (East),
 1989 (East)
 Tanya Haave 1983 (Midwest), 1984 (Midwest)
 Lisa Harrison 1993 (Midwest)
 Dena Head 1990 (East)
 Chamique Holdsclaw 1996 (East), 1999 (East),
 1997 (Midwest), 1998 (Midwest)
 Alexis Hornbuckle 2008 (Oklahoma City)
 Gwen Jackson 2002 (Midwest), 2003
 (Midwest)
 Dana Johnson 1995 (Midwest)
 Glory Johnson 2012 (Des Moines)
 Kellie Jolly 1997 (Midwest)
 Kara Lawson 2003 (Midwest)
 Michelle Marciniak 1995 (Midwest), 1996
 (East)
 Dawn Marsh 1988 (East)
 Nikki McCray 1994 (Midwest), 1995 (Midwest)
 Mary Ostrowski 1984 (Midwest)
 Candace Parker 2006 (Cleveland), 2007
 (Dayton), 2008 (Oklahoma City)
 Semeka Randall 1998 (Midwest), 2000
 (Midwest)
 Shelley Sexton 1986 (Midwest)
 Shekinna Stricklen 2011 (Dayton), 2012
 (Des Moines)
 Pashen Thompson 1997 (Midwest)
 Tiffany Woosley 1993 (Midwest)
 Shanna Zolman 2005 (Philadelphia), 2006
 (Cleveland)

SEC COACH OF THE YEAR
 Pat Summitt 1993, '95, '98, '01, '03, '04,
 '07, '11

SEC FEMALE ATHLETE OF THE YEAR
 Bridgette Gordon 1989
 Daedra Charles 1991
 Chamique Holdsclaw 1998, '99
 Candace Parker 2008

SEC PLAYER OF THE YEAR
 Bridgette Gordon 1989
 Dena Head 1992
 Nikki McCray 1994, '95
 Chamique Holdsclaw 1998, '99
 Candace Parker 2007
 Shekinna Stricklen 2011

SEC DEFENSIVE PLAYER OF THE YEAR
 Glory Johnson 2012

LADY VOL HONOREES (CONTINUED)

ALL-SEC TEAM

In 1997, the AP began an All-SEC Team. C indicates Coaches' Team; AP indicates Associated Press Team; HM indicates honorable mention

Angie Bjorklund 2009 (2nd-C; HM-AP), '10 (1st-C & AP)
 Shannon Bobbitt 2008 (2nd-C & AP)
 Tasha Butts 2004 (2nd-C; 3rd-AP)
 Kelley Cain 2010 (1st-C & AP)
 Tamika Catchings 1998 (1st-C & AP), '99 (1st-C & AP), '00 (1st-C & AP), '01 (C-2nd; 3rd-AP)
 Kristen "Ace" Clement 2001 (HM-AP)
 Daedra Charles 1990 (1st-C), '91 (1st-C)
 Shelia Collins 1985 (1st-C)
 Abby Conklin 1997 (2nd-C; HM-AP)
 Latina Davis 1996 (2nd-C)
 Tonya Edwards 1998 (2nd-C), '90 (1st-C)
 Shyra Ely 2004 (1st-C & AP), '05 (1st-C & AP)
 Peggy Evans 1992 (1st-C)
 Sheila Frost 1987 (1st-C), '88 (1st-C), '89 (1st-C)
 Bridgette Gordon 1986 (1st-C), '87 (1st-C), '88 (1st-C), '89 (1st-C)
 Tanya Haave 1983 (1st-C), '84 (1st-C)
 Lisa Harrison 1993 (1st-C)
 Dena Head 1990 (2nd-C), '91 (1st-C), '92 (1st-C)
 Lea Henry 1983 (1st-C)
 Chamique Holdscraw 1996 (1st-C & AP), '97 (1st-C & AP), '98 (1st-C & AP), '99 (1st-C & AP)
 Alexis Hornbuckle 2006 (2nd-C), '07 (1st-C & AP), '08 (1st-C; 2nd-AP)
 Gwen Jackson 2001 (1st-C; 2nd-AP), '03 (1st-C; 2nd-AP)
 Dana Johnson 1994 (1st-C), '95 (1st-C)
 Glory Johnson 2011 (1st-C & AP), '12 (1st-C & AP)
 Kellie Jolly 1999 (2nd-C)
 Kara Lawson 2000 (1st-C; 2nd-AP), '01 (1st-C; 2nd-AP), '02 (1st-C & AP), '03 (1st-C & AP)
 Michelle Marciniak 1995 (1st-C), '96 (2nd-C)
 Dawn Marsh 1988 (2nd-C)
 Melissa McCray 1989 (2nd-C)
 Nikki McCray 1993 (2nd-C), '94 (1st-C), '95 (1st-C)
 Mary Ostrowski 1982 (1st-C), '84 (1st-C)
 Candace Parker 2006 (1st-C; 2nd-AP), '07 (1st-C & AP), '08 (1st-C & AP)
 Semeka Randall 1998 (2nd-C & AP), '99 (1st-C & AP), '00 (1st-C; 2nd-AP), '01 (2nd-C; 3rd-AP)
 Ashley Robinson 2001 (HM-AP)
 Meighan Simmons 2011 (2nd-C & AP)
 Michelle Snow 2000 (2nd-C; HM-AP), '01 (1st-C; 2nd-AP), '02 (2nd-C & AP)
 Sidney Spencer 2007 (2nd-C; HM-AP)
 Shekinna Stricklen 2009 (2nd-C; HM-AP), '10 (2nd-C & AP), '11 (1st-C & AP), '12 (1st-C & AP)
 Paula Towns 1982 (1st-C)
 Tiffany Woosley 1993 (1st-C), '94 (2nd-C)
 Shanna Zolman 2004 (2nd-C), '05 (2nd-C & AP), '06 (1st-C; 2nd-AP)

SEC ALL-DEFENSIVE TEAM

Kelley Cain 2010
 Alexis Hornbuckle 2008
 Glory Johnson 2011, '12

SEC 6TH WOMAN OF THE YEAR

Alyssia Brewer 2010

SEC FRESHMAN OF THE YEAR

Angie Bjorklund 2008
 Tamika Catchings 1998
 Bridgette Gordon 1986
 Dena Head 1989
 Chamique Holdscraw 1996
 Candace Parker 2006
 Meighan Simmons 2011

SEC ALL-FRESHMAN TEAM

Nicky Anosike 2005
 Angie Bjorklund 2008
 Nikki Caldwell 1991
 Tamika Catchings 1998

Latina Davis 1993
 Kris Durham 1988
 Tonya Edwards 1987
 Shyra Ely 2002
 Peggy Evans 1991
 Bridgette Gordon 1986
 Lisa Harrison 1990
 Dena Head 1989
 Chamique Holdscraw 1996
 Alexis Hornbuckle 2005
 Gwen Jackson 2000
 Dana Johnson 1992
 Glory Johnson 2009
 Tiffani Johnson 1995
 Kara Lawson 2000
 Ariel Messengale 2012
 Loree Moore 2002
 Candace Parker, 2006
 Semeka Randall 1998
 Ashley Robinson 2001
 Meighan Simmons 2011
 Sidney Spencer 2004
 Shekinna Stricklen 2009
 Pashen Thompson 1994
 Tiffany Woosley 1992
 Shanna Zolman 2003

SEC TOURNAMENT MOST VALUABLE

PLAYER

Alyssia Brewer 2010
 Shelia Collins 1985
 Shyra Ely 2005
 Bridgette Gordon 1988, '89
 Dena Head 1992
 Chamique Holdscraw 1998, '99
 Glory Johnson 2012
 Candace Parker 2006, '08
 Jill Rankin 1980
 Shekinna Stricklen 2011
 Tiffany Woosley 1994

SEC ALL-TOURNAMENT TEAM

Angie Bjorklund 2009, '11
 Shannon Bobbitt 2008
 Alyssia Brewer 2010
 Tamika Catchings 1998, '99, '00
 Daedra Charles 1990, '91
 Shelia Collins 1985
 Shyra Ely 2004, 2005
 Peggy Evans 1992
 Sheila Frost 1989
 Bridgette Gordon 1988, '89
 Tanya Haave 1982, '83
 Dena Head 1989, '90, '92
 Chamique Holdscraw 1996, '97, '98, '99
 Alexis Hornbuckle 2007
 Brittany Jackson 2005
 Dana Johnson 1994, '95
 Glory Johnson 2012
 Kara Lawson 2002, '03
 Alicia Manning 2010
 Michelle Marciniak 1996
 Dawn Marsh 1985
 Nikki McCray 1994, '95
 Cindy Noble 1980
 Mary Ostrowski 1982
 Candace Parker 2006, '08
 Semeka Randall 1998
 Jill Rankin 1980
 Michelle Snow 1999, '00
 Sidney Spencer 2006
 Kathy Spinks 1987
 Shekinna Stricklen 2010, '11, '12
 Holly Warlick 1980
 Tiffany Woosley 1994
 Shanna Zolman 2005

SEC WOMEN'S BASKETBALL SCHOLAR-ATHLETE OF THE YEAR

Angie Bjorklund 2010

BOYD McWHORTER SCHOLAR-ATHLETE

FINALIST

Nicky Anosike 2008
 Glory Johnson 2012

ACADEMIC ALL-SEC

Jody Adams 1991, '92
 Nicky Anosike 2005-freshman team, '06, '07, '08
 Lauren Avant 2011-freshman

Briana Bass 2009-freshman, '10, '11, '12
 Vicki Baugh 2009, '10, '11, '12
 Angie Bjorklund 2008-freshman, '09, '10, '11
 Shannon Bobbitt 2008
 Cierra Burdick 2012-freshman
 Niya Butts 1998, '99, '00
 Kelley Cain 2008-freshman, '09
 Amanda Canon 2000, '01, '02
 Tamika Catchings 1999, '02
 Regina Clark 1991, '92
 Kristen "Ace" Clement 1999, '01
 Abby Conklin 1995, '96, '97
 Elizabeth Curry 2007
 Rochone Dilligard 1994
 Sarah Edwards 2000, '01, '02
 Tonya Edwards 1990
 Shyra Ely 2005
 Kyra Elzy 2001, '02
 Peggy Evans 1992
 Tye'sha Fluker 2004, '05, '06
 Alex Fuller 2006, '07
 Tanya Haave 1983, '84
 Isabelle Harrison 2012 - freshman
 Lisa Harrison 1993
 Debbie Hawhee 1990, '91, '92
 Glory Johnson 2009-freshman, '10, '11, '12
 Kellie Jolly 1997, '98, '99
 Kara Lawson 2001, '02, '03
 Brynae Laxton 1996, '97, '98
 Alicia Manning 2009-freshman, '12
 Michelle Marciniak 1994, '96
 Melissa McCray 1989
 Nikki McCray 1995
 Courtney McDaniel 2003
 April McDivitt 2001, '02
 Cait McMahan 2009, '10
 Laurie Milligan 1998
 Candace Parker 2005-freshman team, '06, '07, '08
 Semeka Randall 2001, '02
 Linda Ray 1984, '85
 Dominique Redding 2004, '07
 Debbie Scott 1990
 Sydney Smallbone 2008-freshman, '09, '10, '11
 Taber Spani 2010-freshman, '11, '12
 Sidney Spencer 2004, '05, '06, '07
 Jennifer Tuggle 1987, '88
 Vonda Ward 1994
 Lisa Webb 1988
 Shanna Zolman 2004, '05, '06

SEC COMMUNITY SERVICE TEAM

Nicky Anosike 2008
 Angie Bjorklund 2011
 Tasha Butts 2004
 Tamika Catchings 2000
 Tye'sha Fluker 2005
 Alex Fuller 2009
 Glory Johnson 2010, '12
 Kellie Jolly 1999
 Kara Lawson 2001, '03
 April McDivitt 2002
 Sidney Spencer 2007
 Shanna Zolman 2006

GENERAL

STAFF

PLAYERS

REVIEW

HISTORY

FACILITIES

NCAA

SEC

RECORDS

MEDIA INFO



WBCA ALL-AMERICANS

Twenty-one players have been honored as All-Americans by the WBCA/Kodak/ State Farm throughout the history of Lady Vol basketball. These 21 women have garnered 36 All-America awards.

Cindy Brogdon
1976-1978-1979

Daedra Charles
1990-1991

Shelia Collins
1985

Shyra Ely
2004

Bridgette Gordon
1988-1989

Tanya Haave
1983

Lisa Harrison
1993

Dena Head
1992

Glory Johnson
2012

Kara Lawson
2003

Nikki McCray
1994-1995

Cindy Noble
1981

Mary Ostrowski
1982

Candace Parker
2006-2007-2008

Semeka Randall
1999-2000

Jill Rankin
1979-1980

Patricia Roberts
1977

Shekinna Stricklen
2011

Holly Warlick
1980

FOUR-TIME ALL-AMERICA SELECTIONS

Tamika Catchings
1988-1999-2000-2001

Chamique Holdscraw
1996-1997-1998-1999
Kodak 25th Anniversary Team

WOMEN'S BASKETBALL HALL OF FAME /// TENNESSEE INDUCTEES

COACH
Pat Summitt - 1999

ADMINISTRATOR
Gloria Ray - 2010

PLAYERS
Cindy Noble Hauserman - 2000
Patricia Roberts - 2000
Holly Warlick - 2001
Cindy Brogdon - 2002

Daedra Charles-Furlow - 2007
Bridgette Gordon - 2007
Jill Rankin Schneider - 2008
Nikki McCray - 2012

NCAA RECORD /// ALL-TIME VICTORIES

	FIRST YEAR	SEASONS	WINS	LOSSES
1. Tennessee	1902-03	67	1,191	265
2. Louisiana Tech	1974-75	38	1,017	227
3. Old Dominion	1969-70	43	940	346
4. James Madison	1920-21	90	935	496
5. Stephen F. Austin	1968-69	44	927	385
6. Texas	1976-77	36	885	309
Ohio St.	1965-66	47	885	370
8. Stanford	1976-77	36	866	277
9. Tennessee Tech	1970-71	42	854	431
10. Georgia	1973-74	39	832	353
11. Penn St.	1964-65	48	831	380
12. Connecticut	1982-83	30	830	185
13. Kansas St.	1968-69	44	823	492
14. Green Bay	1973-74	39	820	307
15. Texas Tech	1975-76	37	817	381
16. Long Beach St.	1963-64	49	815	471
17. Auburn	1971-72	41	809	378
18. Rutgers	1975-76	37	806	339
19. Utah	1974-75	38	802	331
20. LSU	1975-76	37	797	369

LADY VOL OLYMPIANS

COACHING STAFF
Pat Summitt
1980 Moscow
Assistant Coach (Boycott)

1984 Los Angeles
Head Coach (Gold)

Nancy Darsch
1984 Los Angeles
Assistant Coach (Gold)

1996 Atlanta
Assistant Coach (Gold)

ATHLETES
Cindy Brogdon
1976 Montreal (Silver)

Tamika Catchings
2004 Athens (Gold)
2008 Beijing (Gold)
2012 London (Gold)

Daedra Charles
1992 Barcelona (Bronze)

Bridgette Gordon
1988 Seoul (Gold)

Patricia Head
1976 Montreal (Silver)

Lea Henry
1984 Los Angeles (Gold)

Chamique Holdscraw
2000 Sydney (Gold)

Kara Lawson
2008 Beijing (Gold)

Nikki McCray
1996 Atlanta (Gold)
2000 Sydney (Gold)

Carla McGhee
1996 Atlanta (Gold)

Cindy Noble
1980 Moscow (Boycott)
1984 Los Angeles (Gold)

Candace Parker
2008 Beijing (Gold)
2012 London (Gold)

Jill Rankin
1980 Moscow (Boycott)

Patricia Roberts
1976 Montreal (Silver)

Holly Warlick
1980 Moscow (Boycott)

LADY VOL SUCCESS IN COACHING RANKS

The Tennessee program has not only produced a number of outstanding players during the past 38 years (under Pat Summitt until 2012-13), but UT has turned out some successful coaches as well. Currently, the list of coaches and basketball staff members at the professional, collegiate and high school levels stands at 78 and represents 49 former Lady Vol players, 21 former graduate assistants, nine assistant coaches, four managers, four basketball operations directors, one director of character development and one video coordinator who now are serving or have served in the coaching ranks.

PROFESSIONAL RANKS

NAME	POS/YRS AT UT	CURRENT/LAST POSITION
Nancy Darsch	A/GA (78-85)	Assistant at Seattle Storm (WNBA)
Mickie DeMoss	A (85-03, 10-12)	Assistant at Indiana Fever (WNBA)
Danielle Donehew	BO (01-08)	Former executive VP at Atlanta Dream (WNBA)
Tanya Haave	P (80-84)	Former head coach at "Satila" Skene, Sweden
Lisa Harrison	P (89-93)	Former assistant at Phoenix Mercury (WNBA)
Carla McGhee	P (86-90)	Former WNBA Player Personnel
Carolyn Peck	A (93-95)	Former head at Orlando Miracle (WNBA)
Trish Roberts	P (76-77)	Former head at Atlanta Glory (ABL)
Heidi VanDerveer	GA (86-88)	Former assistant at Seattle Storm (WNBA)

COLLEGE RANKS

NAME	POS/YRS AT UT	CURRENT POSITION
Jody Adams	P (89-93)	Head at Wichita State University
Jane Albright	GA (81-83)	Head at University of Nevada-Reno
Kathy Allen	GA (02-04)	Assistant at UAB
Sheila Frost Anderson	P (85-89)	Former assistant at University of Richmond
Debbie Ayres	GA (89-90)	Former volunteer assistant at Cal Berkeley
Alysiyah Bond	BO (98-01)	Assistant at Wisconsin
Al Brown	A (91-02)	Assistant at Duke University
Greg Brown	A/GA (02-04)	Head at Lipscomb University
Niya Butts	P (96-00)	Head at University of Arizona
Tasha Butts	P (00-04)	Assistant at LSU
Nikki Caldwell	P (90-94); A (03-08)	Head at LSU
Shelia Collins	P (81-85)	Former head at West Georgia College
Abby Conklin	P (93-97)	Former assistant at University of San Francisco
Kelli Casteel Cook	P (88-92)	Former head at Maryville College
Tony Cross	GA (83-84)	Assistant at Murray State University
Elizabeth Curry	P (06-07); GA (07-09)	Assistant at Simpson College (Iowa)
Nancy Darsch	A/GA (78-85)	Former head at Ohio State University
Mickie DeMoss	A (85-03, 10-12)	Former assistant at Tennessee
Rochone Dilligard	P (91-94)	Former assistant at Austin Peay
Todd Dooley	M (94-97)	Former assistant at Maryville College
Dustin Edwards	V (10-11)	Director of BB Operations at Middle Tennessee
Tonya Edwards	P (86-90)	Head at Alcorn State
Angel Elderkin	GA (06-07)	Assistant at St. John's
Kyra Elzy	P (96-01); A (12-)	Assistant at Tennessee
Sharon Fanning-Otis	GA (75-76)	Retired head at Mississippi State University
Alex Fuller	P (04-09)	Assistant at Middle Tennessee State
Daedra Charles-Furlow	P (89-91); A (08-10); DCD (10-12)	Former Dir. of Character Dev. at Univ. of Tennessee
Teresa Geter	P (97-99)	Head at Denmark Technical College
Stephanie Glance	AA/A (09-10)	Head at Illinois State University
Bridgette Gordon	P (85-89)	Assistant at Wichita State
Aubrey Guastalli	P (05-06)	Former assistant at Fresno Pacific
Tanya Haave	P (80-84)	Head at Metro State College of Denver
Kathy Harston	BO (08-12)	Sr. Assoc. A.D. for Women's Sports Programs
Sylvia Hatchell	GA (74-75)	Head at University of North Carolina
Cindy Noble Hauserman	P (78-81)	Retired head at Centre College
Dena Head	P (88-92)	Former Assistant at Central Connecticut State University
Gwen Jackson	P (99-03)	Former head at Saint Paul's College (Va.)
Marlene Jeter	P (90-92)	Former head at Clinton J.C. (S.C.)

- GENERAL
- STAFF
- PLAYERS
- REVIEW
- HISTORY
- FACILITIES
- NCAA
- SEC
- RECORDS
- MEDIA INFO



LADY VOL SUCCESS IN COACHING RANKS (CONTINUED)

Bernitha Johnson	M (03-05)	Assistant at Binghamton University
Dana Johnson	P (91-95)	Former assistant at Morgan State University
Kellie Jolly Harper	P (95-99)	Head at North Carolina State University
Cassie Kowaleski	M (08-09); GA (09-10)	Director of BB Operations at Illinois State University
Nancy Bowman Ladd	P (73-75)	Retired head at University of the South
Angela Lawson	GA (89-91)	Head at University of the Incarnate Word
Cheryl Littlejohn	P (83-87)	Former head at Chicago State University
Lea Henry Manning	P (79-83)	Head coach at Darton
Michelle Marciniak	P (93-96)	Former assistant at University of South Carolina
Nikki McCray	P (91-95)	Assistant at University of South Carolina
Calamity McEntire	M (02-03)	Assistant at Arizona
Carla McGhee	P (86-90)	Director of Operations at University of Nevada-Reno
Matthew Mitchell	GA (99-00)	Head coach at University of Kentucky
Zandra Montgomery Morris	P (77-79)	Former assistant at Lee University
Mary Ostrowski	P (80-84)	Former assistant at Ohio State University
Carolyn Peck	A (93-95)	Former head at University of Florida
Shalon Pillow	P (98-02)	Assistant at Kentucky
Semeka Randall	P (97-01)	Head at Ohio University
Jill Rankin Schneider	P (79-80); GA (80-81)	Former Assistant at University of Texas
Trish Roberts	P (76-77)	Former head at Stony Brook
Joy Scruggs	P (72-75)	Retired head at Emory & Henry College
Amber Stocks	BO/GA (00-02)	Former assistant at Xavier University
Judy Southard	GA (77-78)	Retired head at Marshall University
Pam Tanner	GA/A (90-93)	Former head at University of Denver
Heidi VanDerveer	GA (86-88)	Head at Occidental College
Holly Warlick	P (76-80); A (86-12) H (12-)	Head at University of Tennessee

■ HIGH SCHOOL RANKS


NAME	POS/YRS AT UT	CURRENT
Janet Allmon	GA (83-84)	Former head at Baldwin (Ga.) H.S.
Sheila Frost Anderson	P (85-89)	Assistant at Giles Co. (Tenn.) H.S.
Debbie Ayres	GA (89-90)	Head at California School for the Deaf
Diane Brady	P (74-75)	Former head at McMinn Co. (Tenn.) H.S.
Cindy Brogdon	P (77-79)	Former head at Centennial (Ga.) H.S.
Debbie Groover Buckner	P (77-81)	Facilities Coordinator at Northview (Ga.) H.S.
Shelley Sexton Collier	P (83-87)	Former assistant at Woodstock (Ga.) H.S.
Abby Conklin	P (93-97)	Head at Webb (Knoxville, Tenn.) H.S.
Karla Horton Douglas	P (84-87)	Former head at Trinity (Ill.) H.S.
Rochone Dilligard	P (84-87)	Assistant at Webb (Knoxville, Tenn.) H.S.
Rochone Dilligard	P (91-94)	Former head at Lebanon (Tenn.) H.S.
Tonya Edwards	P (86-90)	Former head at Northwestern (Mich.) H.S.
Daedra Charles-Furlow	P (89-91); A (08-10); DCD (10-12)	Head at West (Knoxville, Tenn.) H.S.
Cindy Noble Hauserman	P (78-81)	Former head at Chillicothe (Ohio) H.S.
Gwen Jackson	P (99-03)	Head at Austin-East (Knoxville, Tenn.) H.S.
Marlene Jeter	P (90-92)	Assistant at Victory Christian Center (N.C.) H.S.
Dana Johnson	P (91-95)	Assistant at Western High (Md.) H.S.
Dawn Marsh	P (84-88)	Former head at Duluth (Ga.) H.S.
Zandra Montgomery Morris	P (77-79)	Former head at Cleveland (Tenn.) H.S. boys team
Pam Owens	GA (06)	Head at Judson (San Antonio, Texas) H.S.
Jill Rankin Schneider	P (79-80); GA (80-81)	Head at Monterey (Texas) H.S.
Suzanne Barbre Singleton	P (74-78)	Former head at Maryville (Tenn.) H.S.
Tiffany Woosley	P (91-95)	Former head at Lincoln County (Fayetteville, Tenn.) H.S.

Key: "P" indicates player; "GA" indicates graduate assistant; "A" indicates assistant; "DCD" indicates director of character development; "HC" indicates head coach; "M" indicates manager; "BO" indicates basketball operations director; "V" indicates video coordinator; "AA" indicates administrative assistant

RETIRED NUMBERS

Student-athletes may enjoy many accolades during their playing days. Players can be named to all-conference and All-America teams. They may even go on to earn a spot on the USA National Team. The ultimate tribute, however, is reserved for only a chosen few—the retiring of their jerseys.

Lady Vol basketball players have worn thirty-four different numbers over the years; five will never be worn again. Numbers 22, 23, 24, 30 and 32 have been retired to preserve the dedication and commitment that the last player to wear each of those numbers has displayed for Tennessee basketball.



NO. 22 HOLLY WARLICK

Guard » 1976-80 » Knoxville, Tenn.

The first Tennessee athlete, either male or female, to have her jersey retired was Holly Warlick. Number 22 was retired on Feb. 18, 1980, in a ceremony after Tennessee's 89-72 win over Clemson in Stokely Athletics Center. A play-making wizard for the Lady Vols from 1976-80, Holly earned All-America honors three times. At the time of the ceremony, she held UT records for most assists in a game (14), most steals in a game (9), and most assists in a season (225).

Holly could not hang her uniform on the wall right away. She played six more games after the retirement party. The final time she donned No. 22 was in the AIAW National Championship game when the Lady Vols fell to Old Dominion, 68-53.

During her years at Tennessee, the Lady Vols produced a 118-23 overall record, three trips to the Final Four and a first-ever SEC Tournament title. She later went on to become a member of the 1980 U.S. Olympic Team.

Now the head coach of the Lady Vols, Warlick's No. 22 hangs in the rafters above the court in Thompson-Boling Arena.

NO. 30 BRIDGETTE GORDON

Forward » 1985-89 » DeLand, Fla.


Ten years later, the second Lady Vol basketball jersey was retired. Bridgette Gordon returned to Thompson-Boling Arena after a stellar career at Tennessee to see her No. 30 retired during halftime of Tennessee's 76-70 win over Texas on Jan. 17, 1990.

Bridgette led the Lady Vols to a 115-21 record during her four years at UT. She was the driving force behind an NCAA-record four consecutive trips to the Final Four as well as two NCAA and two SEC Championships.

Bridgette was the first freshman ever to lead UT in scoring, and she earned co-SEC Rookie of the Year and All-SEC honors. The next year she led Tennessee to its first NCAA title, earned All-SEC honors again and was named to the All-Final Four team. She copped All-SEC honors and was named MVP of the SEC Tournament as a junior. She also earned her first of two Kodak All-America honors that year.

After earning a gold medal as a member of the 1988 U.S. Olympic basketball team, Bridgette returned to Tennessee for her senior season. She led the Lady Vols to the 1989 NCAA title and was named MVP of the Final Four. She finished her career as the all-time leading scorer in NCAA Tournament history.

Bridgette graduated in 1989 with a B.S. in political science. She was basketball's nominee for the 1989 Honda-Broderick Award, which is symbolic for women's academic and athletic achievement.



NO. 32 DAEDRA CHARLES

Center » 1988-91 » Detroit, Mich.

When Tennessee hosted the SEC-Big 10 Challenge in Dec. 28, 1991, Daedra Charles became the next Lady Vol to have her jersey retired. Charles returned to Knoxville from Como, Italy, where she was playing professional basketball with former Lady Vol teammate Bridgette Gordon. Charles came to surprise Lady Vol head coach Pat Summitt by announcing the endowment of the Pat Head Summitt Scholarship, presented by Charles, Gordon and another former Lady Vol, Lisa McGill Reagan. Summitt, who was unaware of the endowment, had planned the retirement ceremony as a surprise for Charles.

A two-time Kodak All-American at Tennessee, Daedra was the 1991 SEC Woman Athlete of the Year. She became the first player from the SEC to win the Wade Trophy, the highest honor in women's basketball. All this came after leading Tennessee to its third NCAA title in five years.

She finished her career seventh on the UT scoring list (1495), sixth in rebounding (858) and second in shots blocked (95), despite missing her freshman season as a Prop 48 student. Still, Daedra graduated in four years, earning a bachelor's degree in child and family studies.

NO. 23 CHAMIQUE HOLDSCLAW

Forward » 1995-99 » Astoria, N.Y.

During halftime of the Lady Vols' 92-88 home triumph over archrival Connecticut on Feb. 1, 2001, the collegiate career of arguably the greatest women's player to ever play the game was officially closed when Chamique Holdsclaw became just the fourth Lady Vol to have her jersey retired.

The Naismith Player of the Century and one of only six four-time Kodak All-Americans in the history of women's basketball, Holdsclaw led the Orange and White to a 131-17 overall record and an unprecedented three consecutive national championships from 1996-98, while establishing herself as the program's all-time leader in scoring (3,025 points) and rebounding (1,295).

The NCAA Tournament's most outstanding player in 1997 and 1998, Holdsclaw still holds the record for points (479 points, 21.8 ppg) and rebounds (198 rebounds, 9.0 rpg) accumulated in tournament games.

The first two-time winner of the Associated Press Player of the Year Award, Holdsclaw garnered 34 individual awards during her career, including 21 player of the year honors from a variety of organizations. In 2006, Holdsclaw was named to the NCAA 25th Anniversary Team. She was previously named to the Kodak 25th Anniversary Team in 1999.



GENERAL

STAFF

PLAYERS

REVIEW

HISTORY

FACILITIES

NCAA

SEC

RECORDS

MEDIA INFO



RETIRED NUMBERS (CONTINUED)



NO. 24 TAMIKA CATCHINGS

Forward » 1997-01 » Duncanville, Texas

The fifth Lady Vol jersey to be retired belonged to Tamika Catchings in a halftime ceremony on Dec. 7, 2003, against Louisiana Tech. From the moment she stepped on the court in the number 24 orange and white jersey, we knew from her contagious smile that she was a special person, and from her deadly baseline-to-baseline hustling for all 40 minutes, a truly phenomenal player.

This special six-foot, one-inch forward had the heart of a champion and could play anywhere on the court. Her UT career was shortened during her senior year when she went crashing to the floor with a torn anterior cruciate ligament in game 17 versus Mississippi State.

Her list of awards was staggering, as she captured a slew of them while being tabbed as UT's second four-time Kodak All-American. What she accomplished in the span of her collegiate career is the stuff of legend. She played in 127 games as a Lady Vol. Her assault on the record books is legendary for both scoring, with 2,113 points, and rebounding, 1,004 boards. Both marks rank her third all-time. She also finished her career second all-time in steals with 311 and blocked shots with 136. And remember, she missed half of her senior season.

Her teammates will tell you how special it was to earn a blue adidas headband after Catchings went out with the injury. Earning one meant they hustled like "Catch" would have. The Eleanor Roosevelt League for the Hard of Hearing honored her in 1998 – as a special role model for youngsters and adults with hearing impairments. Her UT academic counselors will relate stories about Catchings graduating ahead of her class in December 2000. People in the Knoxville community will tell you of the countless hours she put in with youths from all walks of life – from playgrounds to hospitals.

An WNBA All-Star for the Indiana Fever, Catchings added to her collection of accolades in the Summer of 2004 with a gold medal as a member of the USA Women's Basketball Team at the Athens Olympic Games. She also added gold medals at the 2008 and 2012 Olympiads as well.

LADY VOLS IN THE PROFESSIONAL RANKS

Until recently, there have been a limited number of opportunities for women to play basketball in the professional ranks. However, 44 Lady Vols have taken advantage of the opportunity to play past their collegiate days in overseas leagues and in the United States. In 2012, 11 former Lady Vol standouts were employed in the Women's National Basketball Association (WNBA).

LADY VOLS CURRENTLY IN THE WNBA

NICKY ANOSIKE

2012-present Los Angeles Sparks
 2011 Washington Mystics
 2008-10 Minnesota Lynx
 2008 WNBA Rookie Team

KARA LAWSON

2010-present Connecticut Sun
 2003-09 Sacramento Monarchs
 2009, 2012 Kim Perrot Sportsmanship Award
 2005 WNBA Champions

SHANNON BOBBITT

2012-present Washington Mystics
 2011 Indiana Fever
 2008-09 Los Angeles Sparks

CANDACE PARKER

2008-present Los Angeles Sparks
 2008 WNBA MVP
 2008 WNBA Rookie of the Year

TAMIKA CATCHINGS

2001-present Indiana Fever
 2012 WNBA Champions
 2012 WNBA Finals MVP
 2011 WNBA MVP
 2005, '06, '09, '10, '12 Defensive Player of the Yr.
 2002 WNBA Rookie of the Year

ASHLEY ROBINSON

2012-present Washington Mystics
 2006-11 Seattle Storm
 2006 Chicago Sky
 2004-05 Phoenix Mercury
 2010 WNBA Champions

KELLEY CAIN

2012-present New York Liberty

MICHELLE SNOW

2012-present Washington Mystics
 2011 Chicago Sky
 2010 San Antonio Silver Stars
 2009 Atlanta Dream
 2002-08 Houston Comets
 2003 WNBA Most Improved Player

ALEXIS HORNBUCKLE

2012-present Phoenix Mercury
 2010-11 Minnesota Lynx
 2008-2010 Detroit/Tulsa Shock
 2011 WNBA Champions
 2008 WNBA Champions

SHEKINNA STRICKLEN

2012-present Seattle Storm

GLORY JOHNSON

2012-present Tulsa Shock
 2012 WNBA All-Rookie Team

LADY VOLS IN THE PROFESSIONAL RANKS (CONTINUED)

FORMER LADY VOL PRO PLAYERS

WNBA PLAYERS

ALBERTA AUGUSTE

2008 New York Liberty

VICKI BAUGH

2012 Tulsa Shock

TASHA BUTTS

2006 Charlotte Sting
2004-05 Minnesota Lynx

DAEDRA CHARLES

1997 Los Angeles Sparks

KRISTEN CLEMENT

2001 Houston Comets

SHANNA (ZOLMAN) CROSSLEY

2010 Tulsa Shock
2006-09 San Antonio Silver Stars

TONYA EDWARDS

2001-02 Charlotte Sting
2000-01 Phoenix Mercury
1999-2000 Minnesota Lynx

SHYRA ELY

2011 Indiana Fever
2009 Chicago Sky
2007-08 Seattle Storm
2005-06 San Antonio Silver Stars

TYE'SHA FLUKER

2008 Chicago Sky
2007 Los Angeles Sparks
2007 Seattle Storm
2006 Charlotte Sting

BRIDGETTE GORDON

1997-98 Sacramento Monarchs

LISA HARRISON

1999-'03, '05 Phoenix Mercury

DENA HEAD

2000-01 Phoenix Mercury
1997-98 Utah Starzz

CHAMIQUE HOLDSCLAW

2010 San Antonio Silver Stars
2009 Atlanta Dream
2005-07 Los Angeles Sparks
1999-2004 Washington Mystics
1999 WNBA Rookie of the Year

GWEN JACKSON

2004-05 Phoenix Mercury
2003-04 San Antonio Silver Stars

TIFFANI JOHNSON

2000-05 Houston Comets
1998 Phoenix Mercury
1998 Sacramento Monarchs

KELLIE JOLLY

1999 Cleveland Rockers

MICHELLE MARCINIAK

2001-02 Seattle Storm
2000-01 Portland Fire

NIKKI MCCRAY

2006 Chicago Sky
2005 San Antonio Silver Stars
2004 Phoenix Mercury
2002-03 Indiana Fever
1997-2001 Washington Mystics

CARLA MCGHEE

1999-2002 Orlando Miracle

LOREE MOORE

2005-09 New York Liberty

SEMEKA RANDALL

2002-04 San Antonio Silver Stars
2002 Utah Starzz
2001-02 Seattle Storm

SIDNEY SPENCER

2011 Phoenix Mercury
2009-11 New York Liberty
2007-08 Los Angeles Sparks

TIFFANY WOOSLEY

1997-98 Houston Comets
1997 & 1998 WNBA Champions

ABL PLAYERS

DANA JOHNSON

1996-97 New England Blizzard

ABBY CONKLIN

1997-98 Atlanta Glory

LATINA DAVIS

1997-98 Columbus Quest
1996-97 Atlanta Glory

TONYA EDWARDS

1996-98 Columbus Quest

SHEILA FROST

1996-98 Portland Power

LISA HARRISON

1996-98 Columbus Quest,
Portland Power

MICHELLE MARCINIAK

1997-98 Philadelphia Rage,
Nashville Noise
1996-97 Portland Power

NIKKI MCCRAY

1996-97 Columbus Quest
1997 ABL MVP

CARLA MCGHEE

1996-98 Columbus Quest,
Nashville Noise
Atlanta Glory

PASHEN THOMPSON

1997-98 Columbus Quest

VONDA WARD

1996-97 Colorado Xplosion

WBL PLAYERS

CINDY BROGDON (WBL)

1979-81 St. Louis

HOLLY WARLICK (WBL)

1980-81 Nebraska Wranglers

WPBA PLAYERS

LEA HENRY (WPBA)

1984 Houston Shamrocks

PAULA TOWNS (WPBA)

1984 Houston Shamrocks

PLAYERS ABROAD

DAEDRA CHARLES

1991-96 Japan, Italy,
France

SHEILA COLLINS

1987 France

TONYA EDWARDS

1991-92 Spain

SHEILA FROST

1989-90 Italy

BRIDGETTE GORDON

1989-97 Como, Italy

TANYA HAAVE

1997 Australia
1985-96 France

DENA HEAD

1992-97 Hungary

DANA JOHNSON

1998 Hungary
1996 France

CARLA MCGHEE

1990-96 Spain, Greece

VONDA WARD

1996 Germany

GENERAL

STAFF

PLAYERS

REVIEW

HISTORY

FACILITIES

NCAA

SEC

RECORDS

MEDIA INFO



LADY VOLS IN THE WNBA DRAFT

The Lady Vol basketball program has produced 44 professional players over the years, including 34 alumnae who went on to play in the WNBA. Of those 34 who continued their careers at the professional level in the WNBA, 15 were selected in the Draft's first round.

Tennessee has placed two or more players in the first round of the draft five times. The 2012 draft was the Lady Vols' best yet, as Shekinna Stricklen (2nd, Seattle), Glory Johnson (4th, Tulsa) and Kelley Cain (7th, New York) all went in the first round. Vicki Baugh was taken in the third round (25th overall pick) by Tulsa.

Candace Parker and Alexis Hornbuckle were taken in 2008. The Sparks chose Parker with the first overall pick. Hornbuckle followed closely behind as the Shock picked her up with the fourth selection.

Dena Head and Daedra Charles were selected first and eighth respectively in the 1997 draft. Lady Vols doubled up again in 1999, with Chamique Holdsclaw going first to the Mystics and Tonya Edwards going seventh to the Lynx. Kara Lawson and Gwen Jackson were taken with back-to-back picks in 2003, with Lawson going fifth to the Shock and Jackson going sixth to the Fever.

LADY VOLS TAKEN IN THE WNBA FIRST ROUND

Player	Year	Pick	Team
Shekinna Stricklen	2012	2	Seattle Storm
Glory Johnson	2012	4	Tulsa Shock
Kelley Cain	2012	7	New York Liberty
Candace Parker	2008	1	Los Angeles Sparks
Alexis Hornbuckle	2008	4	Detroit Shock
Tye'sha Fluker	2006	10	Charlotte Sting
Loree Moore	2005	10	New York Liberty
Kara Lawson	2003	5	Detroit Shock
Gwen Jackson	2003	6	Indiana Fever
Michelle Snow	2002	10	Houston Comets
Tamika Catchings	2001	3	Indiana Fever
Chamique Holdsclaw	1999	1	Washington Mystics
Tonya Edwards	1999	7	Minnesota Lynx
Dena Head	1997	1	Utah Starzz
Daedra Charles	1997	8	Los Angeles Sparks

ALL-TIME LADY VOL TEAMS

1973-74 » 25-2 » 3RD AIAW REGION II

10	Sandy Carter	FR	5-6	Nashville, TN
12	Nancy Bowman	JR	5-4	Lenoir City, TN
20	Diane Brady	JR	5-2	Calhoun, TN
22	Joy Scruggs	JR	5-3	Cleveland, TN
24	Melinda Borthick	SR	5-4	Springfield, TN
30	Sue Thomas	FR	5-8	Maryville, TN
32	Jackie Watson	FR	5-8	Crossville, TN
40	Aimee Fuller	FR	5-7	Knoxville, TN
42	Jackie Dunbar	JR	5-7	Portland, TN
44	Gloria Scott	JR	5-11	Knoxville, TN
50	Maria Hohne	FR	6-2	Lewisburg, TN
52	Gail Dobson	JR	5-9	Greeneville, TN
	Sue Groves			
	Kyran Lenahan			
	Sue Schultze			

1974-75 » 16-8 » STATE TOURNAMENT

10	Liza Graves	FR	G	5-5	Knoxville, TN
12	Nancy Bowman	SR	G	5-3	Lenoir City, TN
14	Janice Koehler	SO	G	5-6	Nashville, TN
20	Diane Brady	SR	G	5-2	Calhoun, TN
22	Joy Scruggs	SR	G	5-1	Cleveland, TN
24	Cindy Boggs	SR	G	5-6	Ducktown, TN
30	Sue Thomas	SO	F	5-8	Maryville, TN
32	Jackie Watson	SO	G	5-6	Crossville, TN
34	Suzanne Barbre	FR	G	5-8	Morristown, TN
40	Marcia Garner	JR	F	5-8	Maryville, TN
52	Gail Dobson	SR	C	5-10	Greeneville, TN

1975-76 » 16-11 » REGIONAL TOURNAMENT

10	Liza Graves	SO	G	5-5	Knoxville, TN
12	Fonda Bondurant	FR	G	5-6	South Fulton, TN
14	Janice Koehler	JR	G	5-6	Nashville, TN
30	Sue Thomas	JR	F	5-8	Maryville, TN
32	Jackie Watson	JR	F	5-8	Crossville, TN
34	Suzanne Barbre	SO	G	5-8	Morristown, TN
40	Marcia Garner	SR	F	5-8	Maryville, TN
42	Lisa McGill	FR	C	5-9	Gatlinburg, TN
44	Jane Pemberton	FR	C	5-10	Deer Lodge, TN
52	Kathie Greene	FR	C	6-1	New Market, TN

ALL-TIME LADY VOL TEAMS (CONTINUED)

■ 1976-77 » 28-5 » 3RD AIAW NATIONAL CHAMPIONSHIPS

Starting poll position: 17th (12-8-76)
Highest 1976-77 ranking: 5th (3-16-77)
Lowest 1976-77 ranking: 19th (12-15-76)
Final 1976-77 poll position: 5th (3-16-77)
Actual AIAW finish: 3rd in nation

No.	Name	Year	Pos.	Ht.	Hometown	PPG	RPG	FG-Pct.	FT-Pct.
12	Fonda Bondurant	SO	F	5-8	South Fulton, TN	2.1	.87	.500	.792
14	Sherri Fancher	FR	G/F	5-7	Newport, TN	2.0	.86	.432	.687
20	Susie Davis	FR	F	5-8	Hohenwald, TN	2.1	1.6	.344	.476
22	*Holly Warlick	FR	F/G	5-7	Knoxville, TN	5.4	3.8	.383	.489
24	*Lisa McGill	SO	F/G	5-10	Gatlinburg, TN	8.2	6.4	.431	.708
30	*Sue Thomas	SR	F	5-8	Maryville, TN	11.3	6.1	.479	.800
32	Jackie Watson	SR	F	5-8	Crossville, TN	4.9	3.8	.405	.512
34	*Suzanne Barbre	JR	F	5-7	Morristown, TN	11.0	4.3	.486	.557
40	Kathy O'Neil	FR	C	5-11	Newport, TN	3.1	2.3	.404	.594
44	*Patricia Roberts	SR	F/C	6-1	Monroe, GA	29.9	14.2	.646	.748
52	Emily Roberts	FR	C	5-9	Sharon, TN	2.8	2.3	.443	.692

■ 1977-78 » 27-4 » #1 IN THE FINAL AP TOP 20

Starting poll position: 1st (11-25-77)
Highest 1977-78 ranking: 1st (six times)
Lowest 1977-78 ranking: 5th (12-14-77)
Final 1977-78 poll position: 1st (3-15-78)
Actual AIAW finish: Lost in Regional semis

No.	Name	Year	Pos.	Ht.	Hometown	PPG	RPG	FG-Pct.	FT-Pct.
12	Liza Graves	SR	G	5-5	Knoxville, TN	0.3	0.6	.300	.000
14	Sherri Fancher	SO	G	5-7	Knoxville, TN	2.1	1.0	.350	.750
15	Leanne Hance	JR	F	5-7	Morristown, TN	0.2	1.2	.400	.333
20	Susie Davis	SO	F	5-8	Hohenwald, TN	1.9	1.5	.400	.461
22	*Holly Warlick	SO	G	5-7	Knoxville, TN	6.6	2.9	.486	.531
30	*Zandra Montgomery	JR	F	5-10	Cleveland, TN	13.5	6.0	.490	.732
31	Jan Seay	JR	G	5-8	Albany, GA				
34	*Suzanne Barbre	SR	F	5-7	Morristown, TN	16.0	4.0	.504	.642
40	Kathy O'Neil	SO	C	5-11	Newport, TN	4.9	3.5	.432	.561
44	*Cindy Brogdon	JR	F	5-10	Buford, GA	21.7	7.6	.482	.864
52	*Debbie Groover	FR	C	6-0	Canton, GA	10.1	5.5	.468	.777
55	Cindy Ely	FR	C	6-1	Canton, GA	5.7	5.1	.479	.533

■ 1978-79 » 30-9 » 3RD AIAW NATIONAL CHAMPIONSHIPS

Starting poll position: 1st (11-25-78)
Highest 1978-79 ranking: 1st (three times)
Lowest 1978-79 ranking: 8th (3-6-79)
Final 1978-79 poll position: 3rd (3-20-79)
Actual AIAW finish: 3rd in nation

No.	Name	Year	Pos.	Ht.	Hometown	PPG	RPG	FG-Pct.	FT-Pct.
14	Sherri Fancher	JR	G	5-7	Newport, TN	1.1	1.0	.250	.566
20	Susie Davis	JR	F	5-8	Hohenwald, TN	0.7	1.3	.290	.400
22	*Holly Warlick	JR	G	5-7	Knoxville, TN	6.4	3.9	.438	.690
24	Lisa McGill	JR	F	5-10	Gatlinburg, TN	1.4	1.0	.333	.533
30	Zandra Montgomery	SR	F	5-10	Cleveland, TN	6.8	3.7	.470	.630
31	Jerilynn Harper	FR	C	6-1	Jefferson City, TN	9.9	4.6	.560	.730
32	*Cindy Noble	SO	C	6-5	Clarksburg, OH	12.8	6.2	.582	.760
34	Susan Clower	FR	G	5-8	Kingston, TN	2.1	1.0	.357	.620
40	*Kathy O'Neil	JR	F	5-11	Newport, TN	6.8	4.2	.486	.650
44	*Cindy Brogdon	SR	F	5-10	Buford, GA	20.1	4.7	.497	.813
52	*Debbie Groover	SO	C	6-0	Canton, GA	12.1	8.7	.520	.820
55	Cindy Ely	SO	C	6-1	Canton, GA	7.0	6.7	.480	.606

GENERAL

STAFF

PLAYERS

REVIEW

HISTORY

FACILITIES

NCAA

SEC

RECORDS

MEDIA INFO



HISTORY

ALL-TIME LADY VOL TEAMS (CONTINUED)

■ 1979-80 » 33-5 » SEC CHAMPIONS/SEC TOURNAMENT CHAMPIONS/ 2ND AIAW CHAMPIONSHIPS

Starting poll position: 4th (11-25-79)
Highest 1979-80 ranking: 2nd (3-18-80)
Lowest 1979-80 ranking: 6th (1-29-80)
Final 1979-80 poll position: 2nd (3-18-80)
Actual AIAW finish: 2nd in nation

No.	Name	Year	Pos.	Ht.	Hometown	PPG	RPG	FG-Pct.	FT-Pct.
13	*Jill Rankin	SR	C	6-3	Phillips, TX	19.2	7.3	.552	.802
22	*Holly Warlick	SR	G	5-7	Knoxville, TN	6.9	3.3	.429	.590
24	Becky Clark	FR	G	5-8	Memphis, TN				
32	*Cindy Noble	JR	C	6-5	Clarksburg, OH	17.8	7.6	.678	.796
34	Susan Clower	SO	G	5-9	Kingston, TN	3.4	2.1	.333	.853
40	Kathy O'Neil	SR	F	5-11	Newport, TN	5.5	3.8	.415	.602
42	Susan Foulds	JR	F	5-11	Annandale, VA	1.6	1.6	.333	.500
44	*Lea Henry	FR	G	5-4	Damascus, Ga	8.6	2.0	.460	.470
51	Bev Curtis	FR	F	6-0	Acworth, GA				
52	*Debbie Groover	JR	F	6-0	Canton, GA	11.5	7.1	.524	.743
55	Cindy Ely	JR	C	6-1	Canton, GA	3.2	3.6	.369	.640

■ 1980-81 » 25-6 » 2ND AIAW CHAMPIONSHIPS

Starting poll position: 3rd (11-25-80)
Highest 1980-81 ranking: 2nd (twice)
Lowest 1980-81 ranking: 11th (2-3-81)
Final 1980-81 poll position: 2nd (3-26-81)
Actual AIAW finish: 2nd in nation

No.	Name	Year	Pos.	Ht.	Hometown	PPG	RPG	FG-Pct.	FT-Pct.
13	Susan Foulds	SR	F	5-11	Annandale, VA	0.5	0.4	.400	.000
14	*Mary Ostrowski	FR	F/C	6-2	Parkersburg, WV	11.4	7.0	.537	.730
20	Pat Hatmaker	FR	G	5-8	Knoxville, TN	2.5	1.1	.354	.689
23	Mina Todd	FR	G	5-10	Murray, KY				
24	Tanya Haave	FR	F/C	6-2	Evergreen, CO	8.3	3.5	.527	.829
32	*Cindy Noble	SR	C	6-5	Clarksburg, OH	14.6	7.4	.597	.738
34	*Susan Clower	JR	G	5-9	Kingston, TN	4.3	2.3	.401	.778
40	Lynne Collins	FR	F	6-0	Blacksburg, VA	4.0	2.5	.449	.658
44	*Lea Henry	SO	G	5-4	Damascus, GA	10.6	2.2	.514	.651
51	Paula Towns	FR	F	6-1	Fort Valley, GA	1.7	2.5	.344	.642
52	*Debbie Groover	SR	F	6-0	Canton, GA	11.5	5.7	.457	.747
55	Cindy Ely	SR	C	6-2	Canton, GA	4.6	3.6	.510	.741

■ 1981-82 » 22-10 » 3RD NCAA CHAMPIONSHIPS

Starting poll position: 2nd (11-18-81)
Highest 1981-82 ranking: 2nd (11-18-81)
Lowest 1981-82 ranking: NR (1-10-82/1-31-82)
Final 1981-82 poll position: 4th (3-27-82)
Actual NCAA finish: 3rd in nation

No.	Name	Year	Pos.	Ht.	Hometown	PPG	RPG	FG-Pct.	FT-Pct.
14	*Mary Ostrowski	SO	F	6-2	Parkersburg, WV	16.4	9.1	.527	.724
20	Gina Bozeman	FR	G	5-6	Sylvester, GA				
24	Pat Hatmaker	SO	G	5-8	Knoxville, TN	1.5	0.7	.454	.700
30	*Shelia Collins	FR	G/F	5-9	Colbert, GA	14.2	6.4	.458	.586
34	Susan Clower	SR	G	5-9	Kingston, GA	1.6	1.5	.278	.727
35	Linda Ray	FR	F	5-9	Norris, TN				
40	Lynne Collins	SO	F	6-0	Blacksburg, VA	3.2	2.2	.486	.167
44	*Lea Henry	JR	G	5-4	Damascus, GA	7.3	1.3	.414	.615
45	*Tanya Haave	SO	F	6-2	Evergreen, CO	15.7	7.4	.581	.920
51	Sonya Cannon	FR	F	5-8	Maryville, TN				
52	Tammy Larkey	FR	C	6-5	Gray, TN	4.5	4.1	.500	.667
55	*Paula Towns	SO	C	6-1	Fort Valley, GA	11.4	6.3	.580	.708

ALL-TIME LADY VOL TEAMS (CONTINUED)

■ 1982-83 » 25-8 » 2ND NCAA MIDEAST REGIONALS

Starting poll position: 4th (11-18-82)
Highest 1982-83 ranking: 4th (2-13-83)
Lowest 1982-83 ranking: 12th (1-2-83)
Final 1982-83 poll position: 10th (3-18-83)
Actual NCAA finish: Lost in Regional finals

No.	Name	Year	Pos.	Ht.	Hometown	PPG	RPG	FG-Pct.	FT-Pct.
10	Pam Marr	FR	G	5-6	Winter Park, FL	1.7	1.0	.380	.767
14	*Mary Ostrowski	JR	F	6-2	Parkersburg, WV	13.5	7.7	.586	.702
24	*Pat Hatmaker	JR	G	5-8	Knoxville, TN	5.9	2.2	.434	.785
30	Shelia Collins	SO	G/F	5-9	Colbert, GA	8.5	3.2	.500	.689
35	Linda Ray	SO	F	5-9	Norris, TN	1.7	1.1	.428	.600
40	Lynne Collins	JR	F	6-0	Blacksburg, VA	6.9	3.7	.624	.690
42	Pam Cook	FR	G	5-7	Duluth, GA	3.8	2.2	.513	.667
44	*Lea Henry	SR	G	5-4	Damascus, GA	7.5	1.9	.471	.723
45	*Tanya Haave	JR	F	6-2	Evergreen, CO	18.6	7.5	.506	.839
50	Karen Morton	FR	C	6-3	Lake City, TN	11.7	5.5	.556	.812
51	Sonya Cannon	SO	F	5-8	Maryville, TN	1.6	0.2	.384	.500
52	Tammy Larkey	SO	C	6-5	Gray, TN				
55	*Paula Towns	JR	C	6-1	Fort Valley, GA	11.1	7.4	.528	.656

■ 1983-84 » 23-10 » 2ND NCAA CHAMPIONSHIPS

Starting poll position: 5th (11-18-83)
Highest 1983-84 ranking: 5th (11-27-83)
Lowest 1983-84 ranking: 15th (3-11-84)
Final 1983-84 poll position: 15th (3-11-84)
Actual NCAA finish: 2nd in nation

No.	Name	Year	Pos.	Ht.	Hometown	PPG	RPG	FG-Pct.	FT-Pct.
10	Pam Marr	SO	G	5-6	Winter Park, FL	2.2	0.5	.372	.607
14	*Mary Ostrowski	SR	F	6-2	Parkersburg, WV	17.8	9.2	.523	.806
15	Kristie Snyder	SO	G	5-6	Knoxville, TN	0.0	0.0	.000	.000
23	Shelley Sexton	FR	G	5-7	Lake City, TN	0.3	0.4	.000	.000
24	*Pat Hatmaker	SR	G	5-8	Knoxville, TN	3.7	1.3	.372	.607
30	*Shelia Collins	JR	G	5-9	Colbert, GA	11.6	3.8	.440	.642
34	Lisa Webb	FR	G	5-9	Milledgeville, GA	2.0	0.9	.500	.400
35	Linda Ray	JR	F	5-9	Norris, TN				
40	Lynne Collins	SR	F	6-0	Blacksburg, VA	5.4	3.1	.491	.461
42	Valerie Freeman	FR	F	5-11	Milledgeville, GA	1.0	1.0	.285	.142
44	Cheryl Littlejohn	FR	C	6-3	Gastonia, NC	1.9	0.6	.636	.375
45	*Tanya Haave	SR	F	6-2	Evergreen, CO	16.3	6.2	.543	.730
51	Sonya Cannon	JR	F	5-8	Maryville, TN	0.0	1.0	.000	.000
53	Amy Gamble	FR	F	5-10	Glendale, WV	0.5	1.3	.153	.000
55	*Paula Towns	SR	C	6-1	Fort Valley, GA	9.4	7.8	.532	.758

■ 1984-85 » 22-10 » SEC CHAMPIONS/SEC TOURNAMENT CHAMPIONS/ 3RD NCAA MIDEAST REGIONAL

Starting poll position: 14th (11-18-84)
Highest 1984-85 ranking: 12th (11-26-84)
Lowest 1984-85 ranking: NR (12-16-84/2-10-85)
Final 1984-85 poll position: 13th (3-10-85)
Actual NCAA finish: Lost in Regional semifinals

No.	Name	Year	Pos.	Ht.	Hometown	PPG	RPG	FG-Pct.	FT-Pct.
4	*Dawn Marsh	FR	G	5-6	Alcoa, TN	5.9	1.4	.496	.856
10	Pam Marr	JR	G	5-6	Winter Park, FL	2.5	1.3	.415	.170
11	*Kathy Spinks	FR	F	6-2	Forest Hills, KY	3.2	2.5	.379	.620
14	Sherry Bostic	FR	F	5-11	LaFollette, TN	1.4	1.3	.250	.857
23	*Shelley Sexton	SO	G	5-7	Lake City, TN	8.1	2.3	.462	.623
30	*Shelia Collins	SR	G	5-9	Colbert, GA	18.2	9.4	.438	.788
32	Jennifer Tuggle	FR	F	6-2	Etowah, TN	5.8	3.3	.496	.889
34	Lisa Webb	SO	F	5-9	Milledgeville, GA	11.6	6.0	.506	.636
35	Linda Ray	SR	F	5-9	Norris, TN	0.0	1.0	.000	.000
42	Valerie Freeman	SO	F	6-0	Milledgeville, GA	11.9	5.7	.494	.622
44	Cheryl Littlejohn	SO	C	6-3	Gastonia, NC	1.4	1.7	.512	.684
51	Sonya Cannon	SR	F	5-8	Maryville, TN	0.2	0.5	.000	.500
53	Amy Gamble	SO	F	5-10	Glendale, WV				
55	*Karla Horton	FR	C	6-2	Kershaw, SC	7.7	7.2	.487	.667

GENERAL

STAFF

PLAYERS

REVIEW

HISTORY

FACILITIES

NCAA

SEC

RECORDS

MEDIA INFO



HISTORY

ALL-TIME LADY VOL TEAMS (CONTINUED)

■ 1985-86 » 24-10 » 3RD NCAA CHAMPIONSHIPS

Starting poll position: 9th (11-12-85)
Highest 1985-86 ranking: 9th (11-12-85)
Lowest 1985-86 ranking: 15th (3-9-86)
Final 1985-86 poll position: 15th (3-9-86)
Actual NCAA finish: 3rd in nation

No.	Name	Year	Pos.	Ht.	Hometown	PPG	RPG	FG-Pct.	FT-Pct.
4	*Dawn Marsh	SO	G	5-6	Alcoa, TN	5.7	1.9	.411	.683
10	Pam Marr	SR	G	5-6	Winter Park, FL	1.7	0.9	.309	.647
11	Kathy Spinks	SO	C	6-2	Forest Hills, KY	5.7	3.6	.469	.588
12	*Sheila Frost	FR	C	6-4	Pulaski, TN	12.2	9.4	.580	.525
14	Sherry Bostic	SO	G/F	5-11	LaFollette, TN	4.5	2.4	.510	.711
23	*Shelley Sexton	JR	G	5-7	Lake City, TN	12.2	3.3	.487	.644
30	*Bridgette Gordon	FR	F	6-0	DeLand, FL	14.2	6.2	.480	.633
32	Jennifer Tuggle	SO	F	6-2	Etowah, TN	4.2	1.4	.563	.600
34	Lisa Webb	JR	F/C	5-9	Milledgeville, GA				
35	Melissa McCray	FR	G/F	5-10	Johnson City, TN	7.3	2.7	.512	.755
42	Valerie Freeman	JR	F	6-0	Milledgeville, GA				
44	Cheryl Littlejohn	JR	C	6-3	Gastonia, NC	3.1	1.8	.494	.633
51	Lesia Cecil	FR	G	5-2	Helenwood, TN	0.8	0.3	.500	.333
55	*Karla Horton	SO	C	6-2	Kershaw, SC	10.7	9.2	.497	.594

■ 1986-87 » 28-6 » NCAA NATIONAL CHAMPIONS

Starting poll position: 3rd (11-18-86)
Highest 1986-87 ranking: 1st (three times)
Lowest 1986-87 ranking: 9th (2-16-87)
Final 1986-87 poll position: 7th (3-10-87)
Actual NCAA finish: NCAA CHAMPIONS

No.	Name	Year	Pos.	Ht.	Hometown	PPG	RPG	FG-Pct.	FT-Pct.
4	*Dawn Marsh	JR	G	5-6	Alcoa, TN	5.2	1.6	.484	.723
11	Kathy Spinks	JR	F/C	6-2	Forest Hills, KY	4.1	2.7	.455	.532
12	*Sheila Frost	SO	C	6-4	Pulaski, TN	11.3	6.4	.590	.598
14	Gay Townson	JR	F	5-9	Loudon, TN	0.8	0.2	.500	1.000
23	*Shelley Sexton	SR	G	5-7	Lake City, TN	8.2	2.8	.459	.689
24	Carla McGhee	FR	F	6-3	Peoria, IL	4.3	3.3	.474	.688
30	*Bridgette Gordon	SO	F	6-0	DeLand, FL	16.4	6.8	.484	.719
32	Jennifer Tuggle	RS-SO	F	6-2	Etowah, TN	2.5	1.1	.468	.571
33	Tonya Edwards	FR	G	5-10	Flint, MI	8.9	2.7	.432	.788
34	Lisa Webb	JR	F	5-9	Milledgeville, GA	4.5	2.2	.467	.769
35	Melissa McCray	SO	G/F	5-10	Johnson City, TN	5.5	2.2	.438	.743
40	Sabrina Mott	FR	G	5-9	Brentwood, TN	0.7	0.4	.000	.700
44	Cheryl Littlejohn	SR	C	6-3	Gastonia, NC	1.9	1.3	.467	.692
55	*Karla Horton	JR	F/C	6-2	Kershaw, SC	9.8	6.8	.459	.717

■ 1987-88 » 31-3 » SEC TOURNAMENT CHAMPIONS/3RD NCAA CHAMPIONSHIPS

Starting poll position: 1st (11-23-87)
Highest 1987-88 ranking: 1st (three times)
Lowest 1987-88 ranking: 4th (2-8-88)
Final 1987-88 poll position: 1st (3-14-88)
Actual NCAA finish: 3rd in nation

No.	Name	Year	Pos.	Ht.	Hometown	PPG	RPG	FG-Pct.	FT-Pct.
4	*Dawn Marsh	SR	G	5-6	Alcoa, TN	5.7	1.9	.511	.853
11	Kathy Spinks	SR	C	6-2	Forest Hills, KY	5.5	3.1	.594	.683
12	*Sheila Frost	JR	C	6-4	Pulaski, TN	14.6	7.9	.615	.645
14	Gay Townson	JR	F	5-9	Loudon, TN				
23	Kris Durham	FR	G	5-8	Dunellen, NJ	6.5	1.4	.497	.734
24	Carla McGhee	SO	F	6-3	Peoria, IL				
30	*Bridgette Gordon	JR	F	6-0	DeLand, FL	20.8	6.8	.541	.702
32	Jennifer Tuggle	JR	F	6-2	Etowah, TN	6.0	2.8	.490	.765
33	Tonya Edwards	SO	G	5-10	Flint, MI	12.9	4.9	.456	.742
34	*Lisa Webb	SR	F	5-9	Milledgeville, GA	9.5	7.3	.477	.750
35	*Melissa McCray	JR	G/F	5-10	Morristown, TN	5.9	2.8	.401	.714
42	Pearl Moore	FR	F	6-2	Harriman, TN	4.6	3.5	.549	.487

ALL-TIME LADY VOL TEAMS (CONTINUED)

■ 1988-89 » 35-2 » SEC TOURNAMENT CHAMPIONS/NCAA NATIONAL CHAMPIONS

Starting poll position: 1st (11-21-88)
Highest 1988-89 ranking: 1st (11-21-88/1-2-89, 3-13-89)
Lowest 1988-89 ranking: 3rd (2-13-89)
Final 1988-89 poll position: 1st (3-13-89)
Actual NCAA finish: NCAA CHAMPIONS

No.	Name	Year	Pos.	Ht.	Hometown	PPG	RPG	FG-Pct.	FT-Pct.
5	Regina Clark	FR	G	5-8	Saginaw, MI	5.2	2.2	.449	.682
11	*Dena Head	FR	G	5-10	Canton, MI	6.5	3.0	.443	.747
12	*Sheila Frost	SR	C	6-4	Pulaski, TN	13.7	6.7	.578	.678
23	Kris Durham	SO	G	5-8	Dunellen, NJ				
24	*Carla McGhee	SO	C/F	6-3	Peoria, IL	5.3	5.4	.528	.506
30	*Bridgette Gordon	SR	F	6-0	DeLand, FL	20.4	7.0	.535	.697
32	Daedra Charles	SO	C	6-3	Detroit, MI	9.8	6.7	.539	.567
33	Tonya Edwards	JR	G	5-10	Flint, MI	9.7	3.0	.452	.797
34	Kelli Casteel	FR	F	6-2	Maryville, TN	3.8	1.9	.698	.633
35	*Melissa McCray	SR	G	5-10	Morristown, TN	6.4	3.1	.413	.788
42	Pearl Moore	SO	C	6-2	Harriman, TN				
50	Debbie Scott	FR	F	6-1	Gallatin, TN	4.5	1.8	.486	.565
52	Debbie Hawhee	FR	F	6-1	Greeneville, TN	2.6	1.4	.404	.730

■ 1989-90 » 27-6 » SEC CHAMPIONS/2ND NCAA EAST REGIONAL

Starting poll position: 2nd (11-20-89)
Highest 1989-90 ranking: 1st (11-27/12-4-89)
Lowest 1989-90 ranking: 7th (12-24-89)
Final 1989-90 poll position: 4th (3-12-90)
Actual NCAA finish: Lost in Regional finals

No.	Name	Year	Pos.	Ht.	Hometown	PPG	RPG	FG-Pct.	FT-Pct.
3	Jody Adams	FR	G	5-4	Cleveland, TN	6.4	1.7	.384	.831
5	Regina Clark	SO	G	5-8	Saginaw, MI	3.0	1.4	.385	.529
11	*Dena Head	SO	G	5-10	Canton, MI	11.4	5.3	.451	.723
21	Lisa Harrison	FR	F	6-0	Louisville, KY	7.7	4.8	.467	.631
24	*Carla McGhee	JR	F/C	6-3	Peoria, IL	9.0	6.8	.484	.691
32	*Daedra Charles	JR	C	6-3	Detroit, MI	15.9	8.7	.551	.561
33	*Tonya Edwards	SR	G	5-10	Flint, MI	11.3	3.2	.426	.761
34	Kelli Casteel	SO	C	6-2	Maryville, TN	5.4	2.7	.528	.644
42	Pearl Moore	SO	C	6-2	Harriman, TN	1.1	1.9	.333	.500
44	Melissa Smith	FR	F/C	6-2	Schofield, WI	1.4	1.2	.368	.500
50	*Debbie Scott	SO	F	6-0	Gallatin, TN	5.0	2.0	.468	.654
52	Debbie Hawhee	SO	F	6-1	Greeneville, TN	4.0	1.9	.535	.742

■ 1990-91 » 30-5 » NCAA NATIONAL CHAMPIONS

Starting poll position: 6th (11-19-90)
Highest 1990-91 ranking: 2nd (1-15-91)
Lowest 1990-91 ranking: 10th (12-11-90)
Final 1990-91 poll position: 4th (3-12-91)
Actual NCAA finish: NCAA CHAMPIONS

No.	Name	Year	Pos.	Ht.	Hometown	PPG	RPG	FG-Pct.	FT-Pct.
3	*Jody Adams	SO	G	5-4	Cleveland, TN	8.5	2.3	.460	.769
5	Regina Clark	JR	G	5-8	Saginaw, MI	3.0	0.9	.390	.656
11	*Dena Head	JR	G	5-10	Canton, MI	13.1	5.7	.505	.713
15	Marlene Jeter	SO	C	6-0	Carlisle, SC	3.7	2.4	.414	.606
20	Peggy Evans	FR	C	6-0	Detroit, MI	8.5	5.7	.537	.744
21	*Lisa Harrison	SO	F	6-0	Louisville, KY	7.6	5.7	.397	.508
32	*Daedra Charles	SR	C	6-3	Detroit, MI	17.3	9.2	.561	.585
33	Nikki Caldwell	FR	G	5-10	Oak Ridge, TN	8.6	1.6	.393	.657
34	*Kelli Casteel	JR	C	6-2	Maryville, TN	7.9	4.1	.525	.672
50	Tamara Carver	FR	G	5-6	Cosby, TN	1.0	0.3	.500	.000
52	Debbie Hawhee	JR	F	6-1	Greeneville, TN	3.0	1.9	.404	.548

GENERAL

STAFF

PLAYERS

REVIEW

HISTORY

FACILITIES

NCAA

SEC

RECORDS

MEDIA INFO



HISTORY

ALL-TIME LADY VOL TEAMS (CONTINUED)

■ 1991-92 » 28-3 » SEC TOURNAMENT CHAMPIONS/3RD NCAA MIDEAST REGIONAL

Starting poll position: 1st (11-19-91)
Highest 1991-92 ranking: 1st (four times)
Lowest 1991-92 ranking: 4th (2-3-92)
Final 1991-92 poll position: 2nd (3-16-92)
Actual NCAA finish: Lost in Regional semifinals

No.	Name	Year	Pos.	Ht.	Hometown	PPG	RPG	FG-Pct.	FT-Pct.
3	*Jody Adams	JR	G	5-5	Cleveland, TN	5.6	1.4	.426	.833
5	Regina Clark	SR	G	5-9	Saginaw, MI	2.3	0.6	.303	.619
10	Tiffany Woosley	FR	G	5-6	Tullahoma, TN	8.9	2.1	.424	.794
11	*Dena Head	SR	G	5-11	Canton, MI	13.7	5.2	.487	.716
15	Marlene Jeter	JR	F/C	5-11	Carlisle, SC	2.0	1.5	.250	.857
20	*Peggy Evans	SO	F	6-0	Detroit, MI	14.8	6.5	.531	.573
21	Lisa Harrison	JR	F	6-0	Louisville, KY	5.6	5.2	.393	.727
23	*Nikki McCray	SO	F	5-11	Collierville, TN	6.9	3.7	.500	.736
24	Vonda Ward	FR	C	6-6	Northfield, OH	5.5	3.8	.491	.652
33	Nikki Caldwell	SO	G	5-11	Oak Ridge, TN	3.7	2.2	.314	.659
34	*Kelli Casteel	SR	C	6-2	Maryville, TN	8.8	4.7	.511	.700
42	Rochone Dilligard	FR	F/C	6-1	Lebanon, TN	2.1	1.4	.500	.417
52	Debbie Hawhee	SR	F	6-1	Greeneville, TN	1.9	1.6	.310	.800
53	Dana Johnson	FR	C	6-2	Baltimore, MD	7.8	5.6	.479	.576

■ 1992-93 » 29-3 » SEC CHAMPIONS/2ND NCAA MIDEAST REGIONAL

Starting poll position: 2nd (11-30-92)
Highest 1992-93 ranking: 1st (nine times)
Lowest 1992-93 ranking: 2nd (3-16-93)
Final 1992-93 poll position: 2nd (3-16-93)
Actual NCAA finish: Lost in Regional finals

No.	Name	Year	Pos.	Ht.	Hometown	PPG	RPG	FG-Pct.	FT-Pct.
3	Jody Adams	SR	G	5-5	Cleveland, TN	3.6	0.8	.357	.500
5	Latina Davis	FR	G	5-6	Winchester, TN	6.0	3.1	.362	.740
10	*Tiffany Woosley	SO	G	5-6	Shelbyville, TN	11.5	2.4	.370	.827
20	*Peggy Evans	JR	C	6-0	Detroit, MI	11.4	6.2	.463	.639
21	*Lisa Harrison	SR	F	6-0	Louisville, KY	14.0	9.4	.468	.621
23	*Nikki McCray	JR	F	5-11	Collierville, TN	10.9	4.5	.465	.722
24	*Vonda Ward	SO	C	6-6	Northfield, OH	8.9	7.8	.449	.678
33	Nikki Caldwell	JR	G	5-11	Oak Ridge, TN	5.3	2.3	.322	.722
42	Rochone Dilligard	SO	F/C	6-1	Lebanon, TN	2.2	2.1	.500	.455
44	Michelle Johnson	FR	F	6-0	Shelbyville, TN	1.5	1.4	.250	.706
53	Dana Johnson	SO	C	6-2	Baltimore, MD	10.9	5.7	.534	.587

■ 1993-94 » 31-2 » SEC CHAMPIONS/SEC TOURNAMENT CHAMPIONS/ 3RD NCAA MIDEAST REGIONAL

Starting poll position: 1st (11-16-93)
Highest 1993-94 ranking: 1st (14 times)
Lowest 1993-94 ranking: 2nd (three times)
Final 1993-94 poll position: 1st (3-14-94)
Actual NCAA finish: Lost in Regional semifinals

No.	Name	Year	Pos.	Ht.	Hometown	PPG	RPG	FG-Pct.	FT-Pct.
3	Michelle Marciniak	SO	G	5-9	Macungie, PA	6.2	1.8	.405	.688
5	Latina Davis	SO	G	5-6	Winchester, TN	7.7	3.5	.485	.879
10	*Tiffany Woosley	JR	G	5-6	Shelbyville, TN	11.9	2.0	.453	.880
23	*Nikki McCray	JR	F	5-11	Collierville, TN	16.3	7.0	.506	.703
24	*Vonda Ward	JR	C	6-6	Northfield, OH	8.4	6.5	.438	.703
25	Tanika Smith	FR	G	5-8	Knoxville, TN	0.7	1.2	.278	.647
33	*Nikki Caldwell	SR	G	5-11	Oak Ridge, TN	5.7	2.8	.345	.743
42	Rochone Dilligard	JR	F/C	6-1	Lebanon, TN	2.5	1.6	.424	.645
44	Pashen Thompson	FR	F	6-1	Philadelphia, MS	5.8	5.6	.441	.733
52	Abby Conklin	FR	F	6-3	Charlestown, IN	4.8	2.3	.496	.775
53	*Dana Johnson	JR	C	6-2	Baltimore, MD	13.8	7.3	.546	.637

ALL-TIME LADY VOL TEAMS (CONTINUED)

■ 1994-95 » 34-3 » SEC CHAMPIONS/2ND NCAA CHAMPIONSHIPS

Starting poll position: 1st (11-21-94)
Highest 1994-95 ranking: 1st (8 times)
Lowest 1994-95 ranking: 3rd (one time)
Final 1994-95 poll position: 3rd (3-13-95)
Actual NCAA finish: 2nd in nation

No.	Name	Year	Pos.	Ht.	Hometown	PPG	RPG	FG-Pct.	FT-Pct.
00	Michelle Johnson	JR	F	6-0	Shelbyville, TN	3.9	3.5	.454	.706
3	*Michelle Marciniak	JR	G	5-9	Macungie, PA	10.8	2.7	.444	.729
4	Tiffani Johnson	FR	C	6-4	Charlotte, NC	9.0	6.5	.512	.741
5	*Latina Davis	JR	G	5-6	Winchester, TN	10.4	4.4	.444	.802
10	Tiffany Woosley	SR	G	5-6	Shelbyville, TN	7.4	2.6	.308	.556
11	Laurie Milligan	FR	G	5-8	Tigard, OR	2.9	1.0	.353	.661
23	*Nikki McCray	SR	F	5-11	Collierville, TN	15.2	5.9	.492	.680
24	Vonda Ward	SR	C	6-6	Northfield, OH	3.9	4.0	.458	.662
25	Tanika Smith	SO	G	5-8	Knoxville, TN	1.0	0.4	.353	.667
31	Brynae Laxton	FR	F	6-0	Oneida, TN				
44	*Pashen Thompson	SO	F	6-1	Philadelphia, MS	6.2	5.5	.578	.839
52	Abby Conklin	SO	F	6-3	Charlestown, IN	5.9	2.9	.355	.882
53	*Dana Johnson	SR	C	6-2	Baltimore, MD	15.6	7.8	.616	.717

■ 1995-96 » 32-4 » SEC TOURNAMENT CHAMPIONS/NCAA NATIONAL CHAMPIONS

Starting poll position: 6th (11-19-95)
Highest 1995-96 ranking: 2nd (twice)
Lowest 1995-96 ranking: 6th (three times)
Final 1995-96 poll position: 4th (3-11-96)
Actual NCAA finish: NCAA CHAMPIONS

No.	Name	Year	Pos.	Ht.	Hometown	PPG	RPG	FG-Pct.	FT-Pct.
3	*Michelle Marciniak	SR	G	5-9	Macungie, PA	11.6	3.0	.439	.795
4	Tiffani Johnson	SO	C	6-4	Charlotte, NC	7.5	6.3	.487	.618
5	*Latina Davis	SR	G	5-6	Winchester, TN	12.5	4.9	.499	.709
10	Kim Smallwood	FR	F/C	5-10	Richmond, TX	2.1	1.4	.432	.550
11	Laurie Milligan	SO	G	5-8	Tigard, OR	1.7	0.7	.375	.640
13	Misty Greene	FR	G/F	5-9	Decatur, TN	0.9	0.5	.192	.000
14	Kellie Jolly	FR	G	5-10	Sparta, TN	4.2	1.2	.431	.694
23	*Chamique Holdsclaw	FR	F/C	6-2	Astoria, NY	16.2	9.1	.468	.713
31	Brynae Laxton	FR	F	6-0	Oneida, TN	4.2	2.6	.359	.704
44	*Pashen Thompson	JR	C	6-1	Philadelphia, MS	9.1	7.2	.527	.711
52	*Abby Conklin	JR	F	6-3	Charlestown, IN	11.6	5.5	.453	.712

■ 1996-97 » 29-10 » NCAA NATIONAL CHAMPIONS

Starting poll position: 4th (11-11-96)
Highest 1996-97 ranking: 3rd (11-18-96)
Lowest 1996-97 ranking: 11th (3-3-97)
Final 1996-97 poll position: 10th (3-10-97)
Actual NCAA finish: NCAA CHAMPIONS

No.	Name	Year	Pos.	Ht.	Hometown	PPG	RPG	FG-Pct.	FT-Pct.
3	Niya Butts	FR	G	6-0	Americus, GA	2.5	1.3	.406	.676
4	Tiffani Johnson	JR	C	6-4	Charlotte, NC	10.0	7.4	.532	.705
5	*Kyra Elzy	FR	G/F	6-1	LaGrange, KY	5.8	3.5	.363	.569
11	Laurie Milligan	JR	G	5-8	Tigard, OR	8.3	2.3	.359	.868
13	Misty Greene	SO	G/F	5-9	Decatur, TN	5.8	1.4	.385	.839
14	*Kellie Jolly	SO	G	5-10	Sparta, TN	8.4	1.9	.409	.750
23	*Chamique Holdsclaw	SO	F	6-2	Astoria, NY	16.2	9.4	.498	.667
31	Brynae Laxton	SO	F	6-0	Oneida, TN	2.9	2.1	.344	.526
34	LaShonda Stephens	FR	C	6-3	Woodstock, GA	2.4	1.5	.380	.696
44	*Pashen Thompson	SR	C	6-1	Philadelphia, MS	8.1	6.5	.522	.758
52	*Abby Conklin	SR	F	6-3	Charlestown, IN	11.7	4.8	.439	.835

GENERAL

STAFF

PLAYERS

REVIEW

HISTORY

FACILITIES

NCAA

SEC

RECORDS

MEDIA INFO



HISTORY

ALL-TIME LADY VOL TEAMS (CONTINUED)

■ 1997-98 » 39-0 » SEC CHAMPIONS/SEC TOURNAMENT CHAMPIONS/ NCAA MIDEAST REGIONAL

Starting poll position: 1st (11-10-97)
Highest 1997-98 ranking: 1st (all 18 polls)
Lowest 1997-98 ranking: 1st (all 18 polls)
Final 1997-98 poll position: 1st (3-9-98)
Actual NCAA finish: NCAA CHAMPIONS

No.	Name	Year	Pos.	Ht.	Hometown	PPG	RPG	FG-Pct.	FT-Pct.
3	Niya Butts	SO	G	6-0	Americus, GA	1.8	1.1	.415	.457
5	Kyra Elzy	SO	G/F	6-1	LaGrange, KY	7.0	4.0	.408	.686
11	Laurie Milligan	SR	G	5-8	Tigard, OR	2.0	0.4	.429	.571
13	Misty Greene	JR	G/F	5-9	Decatur, TN	2.0	1.2	.289	.857
14	*Kellie Jolly	JR	G	5-10	Sparta, TN	7.6	2.3	.463	.843
21	*Semeka Randall	FR	G	5-10	Cleveland, OH	15.9	5.3	.487	.728
23	*Chamique Holdscraw	JR	F	6-2	Astoria, NY	23.5	8.4	.546	.765
24	*Tamika Catchings	FR	F	6-1	Duncanville, TX	18.2	8.0	.537	.760
31	Brynae Laxton	JR	F	6-0	Oneida, TN	1.2	1.9	.279	.400
33	Kristen "Ace" Clement	FR	G	5-11	Broomall, PA	5.6	2.2	.421	.644
34	*LaShonda Stephens	SO	C	6-3	Woodstock, GA	4.0	3.4	.308	.587
40	Teresa Geter	FR	C	6-3	Columbia, SC	6.3	4.8	.547	.623

■ 1998-99 » 31-3 » SEC CHAMPIONS/SEC TOURNAMENT CHAMPIONS/ 2ND NCAA EAST REGIONAL

Starting poll position: 1st (11-9-98)
Highest 1998-99 ranking: 1st (seven times)
Lowest 1998-99 ranking: 4th (11-16-98)
Final 1998-99 poll position: 2nd (3-8-99)
Actual NCAA finish: Lost in Regional finals

No.	Name	Year	Pos.	Ht.	Hometown	PPG	RPG	FG-Pct.	FT-Pct.
00	*Michelle Snow	FR	C	6-5	Pensacola, FL	8.5	6.4	.600	.519
3	Niya Butts	JR	F	6-0	Americus, GA	2.9	1.4	.615	.595
5	Kyra Elzy	JR	G/F	6-1	LaGrange, KY				
11	Amanda Canon	FR	G	5-11	Shelbyville, TN	0.7	0.4	.188	.600
14	*Kellie Jolly	SR	G	5-10	Sparta, TN	7.5	2.3	.449	.704
21	*Semeka Randall	SO	G	5-10	Cleveland, OH	14.1	4.8	.512	.590
23	*Chamique Holdscraw	SR	F	6-2	Astoria, NY	21.3	8.1	.519	.707
24	*Tamika Catchings	SO	F	6-1	Duncanville, TX	16.6	7.3	.512	.775
31	Sarah Edwards	FR	F	5-11	Sevierville, TN	2.3	0.6	.684	.727
33	Kristen "Ace" Clement	SO	G	5-11	Broomall, PA	7.6	2.0	.461	.688
40	Teresa Geter	SO	C	6-3	Columbia, SC	5.9	4.7	.453	.816
50	Shalon Pillow	FR	C	6-3	Addyston, OH	3.0	1.7	.640	.519

■ 1999-00 » 33-4 » SEC CHAMPIONS/SEC TOURNAMENT CHAMPIONS/ 2ND NCAA CHAMPIONSHIPS

Starting poll position: 2nd (11-9-99)
Highest 1999-2000 ranking: 2nd (fourteen times)
Lowest 1999-2000 ranking: 5th (two times)
Final 1999-2000 poll position: 2nd (3-13-2000)
Actual NCAA finish: 2nd in nation

No.	Name	Year	Pos.	Ht.	Hometown	PPG	RPG	FG-Pct.	FT-Pct.
00	*Michelle Snow	SO	C	6-5	Pensacola, FL	11.8	6.3	.555	.629
3	Niya Butts	SR	F	6-0	Americus, GA	2.1	1.0	.846	.500
5	Kyra Elzy	SR*	G-F	6-1	LaGrange, KY	3.1	2.6	.367	.492
10	April McDivitt	FR	G	5-7	Connersville, IN	4.6	1.2	.397	.723
11	Amanda Canon	SO	F	5-11	Shelbyville, TN	1.0	0.1	.500	.750
12	Tasheika Morris	FR	F	6-0	Huntsville, AL	2.2	0.8	.353	.600
13	Gwen Jackson	FR	C-F	6-2	Eufaula, AL	5.5	4.5	.458	.637
20	*Kara Lawson	FR	G-F	5-9	Alexandria, VA	13.6	4.1	.458	.817
21	*Semeka Randall	JR	G	5-10	Cleveland, OH	14.0	5.3	.418	.785
24	*Tamika Catchings	JR	F	6-1	Duncanville, TX	15.7	7.9	.475	.767
31	Sarah Edwards	SO	G	5-11	Sevierville, TN	1.2	0.2	.231	1.000
33	*Kristen "Ace" Clement	JR	G	5-11	Broomall, PA	5.6	3.0	.356	.620
34	LaShonda Stephens	SR*	C	6-3	Woodstock, GA	1.0	0.9	.286	.429
50	Shalon Pillow	SO	C	6-3	Addyston, OH	2.6	1.7	.596	.600

ALL-TIME LADY VOL TEAMS (CONTINUED)

■ 2000-01 » 31-3 » SEC CHAMPIONS/3RD NCAA MIDEAST REGIONAL

Starting poll position: 2nd (11-6-00)
Highest 2000-01 ranking: 1st (two times)
Lowest 2000-01 ranking: 3rd (four times)
Final 2000-01 poll position: 3rd (3-11-2000)
Actual NCAA finish: Lost in Regional semifinals

No.	Name	Year	Pos.	Ht.	Hometown	PPG	RPG	FG-Pct.	FT-Pct.
00	*Michelle Snow	JR	C	6-5	Pensacola, FL	11.1	6.8	.572	.608
3	Tasha Butts	FR	G	5-11	Milledgeville, GA	4.7	2.0	.427	.766
4	LaToya Davis	FR	F	6-0	Forsyth, GA	2.9	1.5	.383	.455
5	Kyra Elzy	RS-SR	G-F	6-1	LaGrange, KY	2.0	1.7	.435	.571
10	April McDivitt	SO	G	5-7	Connersville, IN	5.4	1.6	.432	.794
11	Amanda Canon	JR	F	5-11	Shelbyville, TN	1.5	0.1	.200	.900
13	Gwen Jackson	SO	C-F	6-2	Eufaula, AL	11.7	6.3	.486	.788
20	*Kara Lawson	SO	G-F	5-9	Alexandria, VA	11.4	3.5	.433	.857
21	*Semeka Randall	SR	G	5-10	Cleveland, OH	10.3	5.0	.417	.713
24	*Tamika Catchings	SR	F	6-1	Duncanville, TX	15.2	8.8	.477	.806
31	Sarah Edwards	JR	G	5-11	Sevierville, TN	0.3	0.1	.500	.000
33	*Kristen "Ace" Clement	SR	G	5-11	Broomall, PA	4.5	2.4	.385	.643
42	Courtney McDaniel	FR	C-F	6-1	Bristol, TN	3.3	2.2	.571	.615
43	Ashley Robinson	FR	C	6-5	Grand Prairie, TX	8.9	5.3	.492	.515
50	Shalon Pillow	JR	C	6-3	Addyston, OH	3.0	1.8	.537	.692

■ 2001-02 » 29-5 » SEC CHAMPIONS/3RD NCAA CHAMPIONSHIPS

Starting poll position: 2nd (11-5-01)
Highest 2001-02 ranking: 2nd (12 times)
Lowest 2001-02 ranking: 6th (two times)
Final 2001-02 poll position: 6th (3-11-2002)
Actual NCAA finish: 3rd in nation

No.	Name	Year	Pos.	Ht.	Hometown	PPG	RPG	FG-Pct.	FT-Pct.
00	*Michelle Snow	SR	C	6-5	Pensacola, FL	12.3	6.5	.503	.753
3	Tasha Butts	SO	G	5-11	Milledgeville, GA	4.3	3.0	.294	.745
4	LaToya Davis	SO	F	6-0	Forsyth, GA	3.9	1.9	.440	.667
10	*April McDivitt	JR	G	5-7	Connersville, IN	4.9	1.6	.405	.692
11	Amanda Canon	SR	F	5-11	Shelbyville, TN	0.2	1.0	.000	.333
13	*Gwen Jackson	JR	F	6-2	Eufaula, AL	10.5	6.2	.471	.800
14	Michelle Muñoz	FR	F	6-1	Mason, OH	3.7	2.0	.581	.806
20	*Kara Lawson	JR	G	5-9	Alexandria, VA	15.1	4.9	.466	.835
21	Loree Moore	FR	G	5-9	Carson, CA	5.7	2.7	.467	.694
25	Brittany Jackson	FR	G-F	6-0	Cleveland, TN	6.5	2.1	.392	.745
33	Ashley Robinson	SO	C	6-5	Grand Prairie, TX	4.7	2.6	.382	.529
42	Courtney McDaniel	SO	C-F	6-1	Bristol, TN	3.3	3.0	.402	.618
43	*Shyra Ely	FR	F	6-2	Indianapolis, IN	9.3	5.4	.490	.585
50	Shalon Pillow	SR	C	6-3	Addyston, OH	2.0	0.8	.545	.688

■ 2002-03 » 33-5 » SEC CHAMPIONS/2ND NCAA CHAMPIONSHIPS

Starting poll position: 2nd (11-11-02)
Highest 2002-03 ranking: 2nd (two times)
Lowest 2002-03 ranking: 5th (four times)
Final 2002-03 poll position: 4th (3-17-03)
Actual NCAA finish: 2nd in nation

No.	Name	Year	Pos.	Ht.	Hometown	PPG	RPG	FG-Pct.	FT-Pct.
3	*Tasha Butts	JR	G	5-11	Milledgeville, GA	6.3	4.8	.355	.795
4	LaToya Davis	JR	F	6-0	Forsyth, GA	2.2	1.7	.467	.692
5	Shanna Zolman	FR	G	5-10	Syracuse, IN	7.5	2.1	.419	.892
13	*Gwen Jackson	SR	F	6-2	Eufaula, AL	16.1	6.2	.572	.756
20	*Kara Lawson	SR	G	5-8	Alexandria, VA	14.4	4.9	.469	.884
21	*Loree Moore	SO	G	5-9	Lakewood, CA	6.4	3.4	.470	.612
25	Brittany Jackson	SO	F	6-0	Cleveland, TN	5.7	1.4	.356	.736
33	*Ashley Robinson	JR	C	6-5	Grand Prairie, TX	5.8	5.4	.418	.392
42	Courtney McDaniel	JR	F	6-1	Bristol, TN	4.3	3.0	.594	.724
43	Shyra Ely	SO	F	6-2	Indianapolis, IN	9.8	6.6	.495	.713
50	Tye'sha Fluker	FR	C	6-5	Pasadena, CA	3.1	2.5	.400	.571

GENERAL

STAFF

PLAYERS

REVIEW

HISTORY

FACILITIES

NCAA

SEC

RECORDS

MEDIA INFO



HISTORY

ALL-TIME LADY VOL TEAMS (CONTINUED)

■ 2003-04 » 31-4 » SEC CHAMPIONS/2ND NCAA CHAMPIONSHIPS

Starting poll position: 4th (11-3-03)

Highest 2003-04 ranking: 1st (two times)

Lowest 2003-04 ranking: 5th (four times)

Final 2003-04 poll position: 2nd (3-29-04)

Actual NCAA finish: 2nd in nation

No.	Name	Year	Pos.	Ht.	Hometown	PPG	RPG	FG-Pct.	FT-Pct.
1	Sidney Spencer	FR	F	6-3	Hoover, AL	5.5	3.5	.436	.786
3	*Tasha Butts	SR	G	5-11	Milledgeville, GA	10.4	5.4	.408	.818
4	*LaToya Davis	SR	F	6-0	Forsyth, GA	5.1	3.2	.463	.794
5	*Shanna Zolman	SO	G	5-10	Syracuse, IN	12.3	2.8	.437	.957
13	Dominique Redding	FR	F	6-1	Clearwater, FL	1.9	0.9	.429	.500
21	Loree Moore	JR	G	5-9	Lakewood, CA	7.9	5.5	.460	.529
25	Brittany Jackson	JR	F	6-0	Cleveland, TN	7.3	1.9	.393	.824
33	*Ashley Robinson	SR	C	6-5	Grand Prairie, TX	8.1	6.4	.486	.396
42	Courtney McDaniel	SR	F	6-1	Bristol, TN	2.3	2.2	.462	.765
43	*Shyra Ely	JR	F	6-2	Indianapolis, IN	14.5	8.0	.481	.678
50	Tye'sha Fluker	SO	C	6-5	Pasadena, CA	5.4	3.1	.484	.630

■ 2004-05 » 30-5 » SEC TOURNAMENT CHAMPIONS/3RD NCAA CHAMPIONSHIPS

Starting poll position: 1st (11-8-04)

Highest 2004-05 ranking: 1st (four times)

Lowest 2004-05 ranking: 10th (1-3-05)

Final 2004-05 poll position: 3rd (3-28-05)

Actual NCAA finish: 3rd in nation

No.	Name	Year	Pos.	Ht.	Hometown	PPG	RPG	FG-Pct.	FT-Pct.
1	Sidney Spencer	SO	F	6-3	Hoover, AL	5.2	4.0	.392	.800
3	Candace Parker	FR	F	6-4	Naperville, IL				
5	*Shanna Zolman	JR	G	5-10	Syracuse, IN	12.5	2.3	.441	.862
12	Abby Canon	FR	G	5-10	Shelbyville, TN	0.0	0.1	.000	.000
13	Dominique Redding	SO	F	6-1	Clearwater, FL	4.0	1.6	.412	.816
14	*Alexis Hornbuckle	FR	G	5-11	Charleston, WV	8.6	5.4	.444	.606
15	Sa'de Wiley-Gatewood	FR	G	5-9	Pomona, CA	3.9	1.5	.366	.917
21	*Loree Moore	SR	G	5-9	Lakewood, CA	5.1	4.6	.337	.742
25	Brittany Jackson	SR	F	6-0	Cleveland, TN	8.3	2.1	.342	.810
31	Aubrey Guastalli	SR	G	5-6	Westwood, MA	0.0	0.1	.000	.000
33	Sybil Dosty	FR	C	6-3	Tucson, AZ	2.5	2.4	.565	.444
43	*Shyra Ely	SR	F	6-2	Indianapolis, IN	14.4	7.0	.456	.723
44	Alex Fuller	FR	F	6-3	Shelbyville, TN				
50	Tye'sha Fluker	JR	C	6-5	Pasadena, CA	7.4	5.4	.461	.641
55	*Nicky Anosike	FR	C	6-4	Staten Island, NY	6.7	6.1	.368	.657

■ 2005-06 » 31-5 » SEC TOURNAMENT CHAMPIONS/ 2ND NCAA CLEVELAND REGIONAL

Starting poll position: 2nd

Highest 2005-06 ranking: 1st (nine times)

Lowest 2005-06 ranking: 8th (2-27-06)

Final 2005-06 poll position: 6th (3-20-06)

Actual NCAA finish: Lost in Cleveland Regional Final

No.	Name	Year	Pos.	Ht.	Hometown	PPG	RPG	FG-Pct.	FT-Pct.
1	*Sidney Spencer	JR	F	6-3	Hoover, AL	9.4	3.4	.458	.925
3	*Candace Parker	RS-FR	F	6-4	Naperville, IL	17.3	8.3	.522	.729
5	*Shanna Zolman	SR	G	5-10	Syracuse, IN	15.4	2.9	.433	.944
13	Dominique Redding	JR	F	6-1	Clearwater, FL	3.7	1.3	.362	.600
14	*Alexis Hornbuckle	SO	G	5-11	Charleston, WV	9.9	5.3	.418	.745
15	Sa'de Wiley-Gatewood	SO	G	5-9	Pomona, CA	8.0	2.6	.333	.846
21	Lindsey Moss	FR	G	6-1	Alpharetta, GA	2.0	0.7	.352	.333
33	Sybil Dosty	SO	C	6-3	Tucson, AZ	2.9	2.9	.615	.548
44	Alex Fuller	RS-FR	F	6-3	Shelbyville, TN	2.1	2.0	.455	.733
50	Tye'sha Fluker	SR	C	6-5	Pasadena, CA	9.3	4.9	.532	.654
55	*Nicky Anosike	SO	C	6-4	Staten Island, NY	7.1	5.4	.510	.712

*left team Dec. 19, 2005

ALL-TIME LADY VOL TEAMS (CONTINUED)

■ 2006-07 » 34-3 » SEC CHAMPIONS/NCAA NATIONAL CHAMPIONS

Starting poll position: 5th
Highest 2006-07 ranking: 2nd (twice)
Lowest 2006-07 ranking: 6th (12-4-06)
Final 2006-07 poll position: 3rd (3-12-07)
Actual NCAA finish: NCAA CHAMPIONS

No.	Name	Year	Pos.	Ht.	Hometown	PPG	RPG	FG-Pct.	FT-Pct.
00	*Shannon Bobbitt	JR	G	5-2	Manhattan, NY	8.7	1.6	.370	.790
1	*Sidney Spencer	SR	F	6-3	Hoover, AL	11.6	4.2	.421	.900
2	Cait McMahan	FR	G	5-4	Maryville, TN	2.4	1.2	.327	.444
3	*Candace Parker	SO	G/F/C	6-4	Naperville, IL	19.6	9.8	.529	.716
10	Elizabeth Curry	SR	G	5-6	New Virginia, IA	0.4	0.0	.200	.667
13	Dominique Redding	SR	F	6-1	Clearwater, FL	3.5	1.4	.364	.813
14	*Alexis Hornbuckle	JR	G	5-11	Charleston, WV	10.2	5.1	.440	.731
33	Alberta Auguste	JR	G/F	5-11	Marrero, LA	5.0	2.3	.434	.671
34	Nicci Moats	FR	F	6-2	Daleville, VA	0.8	0.9	.286	.300
44	Alex Fuller	SO	F/C	6-3	Shelbyville, TN	6.0	4.1	.497	.776
55	*Nicky Anosike	JR	F/C	6-4	Staten Island, NY	7.5	6.2	.427	.600

■ 2007-08 » 36-2 » SEC TOURNAMENT CHAMPIONS/NCAA NATIONAL CHAMPIONS

Starting poll position: 1st
Highest 2007-08 ranking: 1st (seven times)
Lowest 2007-08 ranking: 3rd (seven times)
Final 2007-08 poll position: 3rd (3-18-08)
Actual NCAA finish: NCAA CHAMPIONS

No.	Name	Year	Pos.	Ht.	Hometown	PPG	RPG	FG-Pct.	FT-Pct.
00	*Shannon Bobbitt	SR	G	5-2	Manhattan, NY	9.9	2.9	.404	.810
2	Cait McMahan	SO	G	5-4	Maryville, TN				
3	*Candace Parker	JR	F/G/C	6-4	Naperville, IL	21.3	8.5	.536	.698
5	*Angie Bjorklund	FR	F/G	6-0	Spokane Valley, WA	8.4	3.2	.386	.870
14	*Alexis Hornbuckle	SR	G	5-11	Charleston, WV	9.9	5.5	.443	.671
20	Sydney Smallbone	FR	G	5-10	Granger, IN	2.9	1.1	.314	.302
21	Vicki Baugh	FR	F/C	6-4	Sacramento, CA	5.3	4.0	.552	.778
33	Alberta Auguste	SR	G/F	5-11	Marrero, LA	5.3	2.9	.368	.622
44	Alex Fuller	JR	F/C	6-3	Shelbyville, TN	6.1	3.1	.473	.744
52	Kelley Cain	FR	C	6-6	Atlanta, GA				
55	*Nicky Anosike	SR	F/C	6-4	Staten Island, NY	8.8	7.3	.456	.625

■ 2008-09 » 22-11 » NCAA FIRST ROUND

Starting poll position: 5th
Highest 2008-09 ranking: 5th (11-17-08)
Lowest 2008-09 ranking: 19th (3-2-09)
Final 2008-09 poll position: 18th (3-16-09)
Actual NCAA finish: Los in First Round

No.	Name	Year	Pos.	Ht.	Hometown	PPG	RPG	FG-Pct.	FT-Pct.
1	Briana Bass	FR	G	5-2	Indianapolis, IN	3.9	1.3	.298	.761
2	Cait McMahan	RS-SO	G	5-4	Maryville, TN	4.4	1.3	.412	.786
5	*Angie Bjorklund	SO	G/F	6-0	Spokane Valley, WA	12.3	3.0	.382	.792
10	Amber Gray	FR	F	6-1	West Chester, OH	2.7	1.9	.459	.714
15	Alicia Manning	FR	F	6-1	Woodstock, GA	3.5	2.6	.402	.594
20	Sydney Smallbone	SO	G	5-10	Granger, IN	3.1	1.0	.344	.833
21	Vicki Baugh	SO	F	6-4	Sacramento, CA	6.5	7.3	.456	.613
25	*Glory Johnson	FR	F	6-3	Knoxville, TN	10.2	7.2	.404	.616
33	Alyssia Brewer	FR	F	6-3	Sapulpa, OK	5.9	4.3	.410	.608
40	*Shekinna Stricklen	FR	G/F	6-2	Morrilton, AR	13.3	5.9	.390	.761
44	*Alex Fuller	SR	F/C	6-3	Shelbyville, TN	7.5	5.9	.432	.754
52	*Kelley Cain	RS-FR	C	6-6	Atlanta, GA	8.2	5.3	.618	.418

GENERAL

STAFF

PLAYERS

REVIEW

HISTORY

FACILITIES

NCAA

SEC

RECORDS

MEDIA INFO



HISTORY

ALL-TIME LADY VOL TEAMS (CONTINUED)

■ 2009-10 » 32-3 » SEC CHAMPIONS/SEC TOURNAMENT CHAMPIONS/ 3RD NCAA MEMPHIS REGIONAL

Starting poll position: 6th (11-16-09)
Highest 2009-10 ranking: 3rd (twice)
Lowest 2009-10 ranking: 6th (three times)
Final 2009-10 poll position: 3rd (3-15-10)
Actual NCAA finish: Lost in Memphis Regional Semis

No.	Name	Year	Pos.	Ht.	Hometown	PPG	RPG	FG-Pct.	FT-Pct.
1	Briana Bass	SO	G	5-2	Indianapolis, IN	1.2	0.7	.262	.889
4	Kamiko Williams	FR	G	5-11	Clarksville, TN	4.0	1.9	.423	.741
5	*Angie Bjorklund	JR	G/F	6-0	Spokane Valley, WA	13.9	2.7	.417	.744
10	Amber Gray	SO	F	6-1	West Chester, OH				
13	Taber Spani	FR	G	6-1	Lee's Summit, MO	5.8	2.7	.413	.757
15	*Alicia Manning	SO	F	6-1	Woodstock, GA	5.4	5.1	.435	.655
20	Sydney Smallbone	JR	G	5-10	Granger, IN	2.3	0.6	.405	.800
21	Vicki Baugh	JR	F	6-4	Sacramento, CA				
25	Glory Johnson	SO	F	6-3	Knoxville, TN	10.1	7.7	.458	.648
33	*Alyssia Brewer	SO	F	6-3	Sapulpa, OK	10.2	5.9	.538	.593
34	Faith Dupree	FR	F/C	6-3	Knoxville, TN				
40	*Shekinna Stricklen	SO	G/F	6-2	Morrilton, AR	12.7	6.1	.440	.824
52	*Kelley Cain	RS-SO	C	6-6	Atlanta, GA	10.5	7.7	.607	.417

■ 2010-11 » 34-3 » SEC CHAMPIONS/SEC TOURNAMENT CHAMPIONS/ 3RD NCAA CHAMPIONSHIPS

Starting poll position: 4th (11-1-10)
Highest 2010-11 ranking: 4th (12 weeks)
Lowest 2010-11 ranking: 9th (11-29-10)
Final 2010-11 poll position: 4th (3-7-11)
Actual NCAA finish: Lost in Dayton Regional Finals

No.	Name	Year	Pos.	Ht.	Hometown	PPG	RPG	FG-Pct.	FT-Pct.
1	Briana Bass	JR	G	5-2	Indianapolis, IN	1.0	0.5	.240	.875
4	Kamiko Williams	SO	G	5-11	Clarksville, TN	6.8	3.2	.465	.700
5	*Angie Bjorklund	SR	G/F	6-0	Spokane Valley, WA	10.3	2.6	.435	.760
10	Meighan Simmons	FR	G	5-9	Cibolo, TX	13.5	2.7	.418	.740
12	Lauren Avant	FR	G	5-9	Memphis, TN	2.6	1.3	.394	.568
13	Taber Spani	SO	G	6-1	Lee's Summit, MO	8.0	4.1	.432	.800
15	*Alicia Manning	JR	F	6-1	Woodstock, GA	4.9	4.1	.478	.768
20	Sydney Smallbone	SR	G	5-10	Granger, IN	1.4	0.8	.357	.750
21	Vicki Baugh	RS-JR	F	6-4	Sacramento, CA	3.6	3.2	.493	.760
25	Glory Johnson	JR	F	6-3	Knoxville, TN	12.0	9.7	.534	.586
33	*Alyssia Brewer	JR	F	6-3	Sapulpa, OK	2.9	2.6	.411	.458
40	*Shekinna Stricklen	JR	G/F	6-2	Morrilton, AR	12.8	7.3	.489	.757
52	*Kelley Cain	RS-JR	C	6-6	Atlanta, GA	7.0	5.4	.594	.474

■ 2011-12 » 27-9 » SEC TOURNAMENT CHAMPIONS/ 2ND NCAA DES MOINES REGIONAL

Starting poll position: 3rd (10-31-11)
Highest 2011-12 ranking: 3rd (3 weeks)
Lowest 2011-12 ranking: 13th (2-13 & 2-27-12)
Final 2011-12 poll position: 9th (3-5-12)
Actual NCAA finish: Lost in Des Moines Regional Finals

No.	Name	Year	Pos.	Ht.	Hometown	PPG	RPG	FG-Pct.	FT-Pct.
1	*Briana Bass	SR	G	5-2	Indianapolis, IN	2.0	0.6	.316	.857
4	Kamiko Williams	JR	G	5-11	Clarksville, TN	2.8	1.8	.413	.909
5	Ariel Massengale	FR	PG	5-6	Bolingbrook, IL	7.4	2.3	.387	.776
10	Meighan Simmons	SO	G	5-9	Cibolo, TX	11.1	2.3	.375	.735
11	Cierra Burdick	FR	F	6-2	Charlotte, NC	4.6	2.8	.463	.761
13	Taber Spani	JR	G	6-1	Lee's Summit, MO	6.6	2.6	.372	.767
15	*Alicia Manning	SR	F	6-1	Woodstock, GA	3.9	3.9	.414	.680
20	Isabelle Harrison	FR	F/C	6-3	Nashville, TN	3.3	2.7	.367	.621
21	*Vicki Baugh	RS-SR	F/C	6-4	Sacramento, CA	7.5	6.7	.577	.708
25	*Glory Johnson	SR	F	6-3	Knoxville, TN	14.2	9.9	.538	.636
40	*Shekinna Stricklen	SR	G/F	6-2	Morrilton, AR	15.4	6.6	.434	.737



T
JOHN WARD
VOICE OF THE UT
1964-99

NATIONAL CHAMPIONS
1987 1989 1991 1996 1999

UTTIX.com UTTIX.com UTTIX.com
TENNESSEE TENNESSEE
Ruby Tuesday Ruby Tuesday

FACILITIES



THOMPSON-BOLING ARENA

The Thompson-Boling Assembly Center and Arena is one of the largest on-campus arenas in the country and a very tough place for visitors to leave with a win. The Lady Vols own a 353-23 (.939) record at the facility entering the 2012-13 season.

A mammoth structure located on the banks of the Tennessee River, it was named for B. Ray Thompson and retired UT President Edward J. Boling. The building is 448 feet long and 310 feet wide. It contains more than 411,000 square feet of floor space and more than 17 million cubic feet of space.

Following renovations in 2007, Thompson-Boling Arena now has an official seating capacity of 21,678. As part of a \$19 million renovation of the arena prior to the 2007-08 season, 32 luxury suites were added to the existing north balcony along with a large area just below the suites that included 166 side court seats. A \$3 million center-hung scoreboard, new black seats and several concourse refurbishments were also part of the renovation.

The enormous facility houses the Tennessee women's and men's basketball offices. The UT Ticket Office is located on the Phillip Fulmer Way level on the west end of the building.

A continuous-ring concourse encircles the building, permitting entrance to eight restrooms, six concession areas and 32 portals that lead to the arena. The playing floor level provides access to team dressing rooms, the press room and storage rooms. The distance from the playing floor to the roof is 120 feet, the equivalent of a 12-story building. The structure contains 142,000 square feet of roof area, which is approximately three and one-quarter acres.

In recent years, UT women's basketball has enjoyed a number of lengthy home winning streaks. On Dec. 28, 2003, Texas snapped a 24-game run that dated back to the 2001-02 season. A previous streak of 26 consecutive wins in the home confines ended on Jan. 5, 2002, with an 86-72 loss to Connecticut. The Lady Vols broke the NCAA homecourt winning streak record with 69 consecutive victories

before Connecticut spoiled the streak with a 59-53 win in game number 70 on Jan. 6, 1996. Tennessee claimed 64 straight home SEC victories before third-ranked LSU snapped the streak with a 72-69 victory – its first ever in Knoxville – on Feb. 9, 2006. The Lady Vols took a 36-game home winning streak into the 2011-12 season before Baylor snapped it at 38 on Nov. 27, 2011.

In 1998-99, the Lady Vols played before the largest average home crowd in the history of women's collegiate basketball, as 16,565 spectators per game clicked through the turnstiles. In all, 231,915 fans viewed home games in Knoxville. During the 1997-98 season, Tennessee set several collegiate

YEARLY HOME RECORDS AT THOMPSON-BOLING ARENA

YEAR	WINS	LOSSES	PCT	ARENA	AVG. ATT.
1987-88	12	2	.857	Thompson-Boling	6,998
1988-89	15	0	1.000	Thompson-Boling	5,063
1989-90	14	1	.933	Thompson-Boling	5,682
1990-91	15	1	.938	Thompson-Boling	4,738
1991-92	14	0	1.000	Thompson-Boling	6,639*
1992-93	13	0	1.000	Thompson-Boling	6,002
1993-94	15	0	1.000	Thompson-Boling	6,542
1994-95	15	0	1.000	Thompson-Boling	8,032*
1995-96	14	1	.933	Thompson-Boling	8,042
1996-97	14	2	.875	Thompson-Boling	10,500*
1997-98	16	0	1.000	Thompson-Boling	14,969*
1998-99	14	0	1.000	Thompson-Boling	16,565*
1999-00	13	2	.867	Thompson-Boling	15,341*
2000-01	15	0	1.000	Thompson-Boling	15,510*
2001-02	12	2	.857	Thompson-Boling	14,295*
2002-03	16	0	1.000	Thompson-Boling	12,585
2003-04	12	2	.857	Thompson-Boling	14,403*
2004-05	14	1	.933	Thompson-Boling	13,449*
2005-06	12	2	.857	Thompson-Boling	15,356*
2006-07	15	1	.938	Thompson-Boling	14,678*
2007-08	14	1	.933	Thompson-Boling	15,796*
2008-09	13	2	.867	Thompson-Boling	13,999*
2009-10	17	0	1.000	Thompson-Boling	12,896*
2010-11	17	0	1.000	Thompson-Boling	12,069*
2011-12	12	3	.800	Thompson-Boling	14,414*
TOTALS	353	23	.939	*NCAA attendance champion	

TOP 25 HOME CROWDS

	CROWD	OPPONENT	RESULT	DATE
1.	24,653	Connecticut	89-80 W	1/7/06
2.	24,611	Connecticut	72-86 L	1/05/02
3.	24,597	Connecticut	84-69 W	1/03/98
4.	24,563	Texas	78-97 L	12/09/87
5.	24,373	Old Dominion	85-61 W	2/07/98
6.	24,251	Vanderbilt	73-53 W	2/25/07
7.	24,051	Kentucky	98-60 W	1/17/99
8.	24,046	Connecticut	92-88 W	2/01/01
9.	23,385	Connecticut	67-74 L	1/08/00
10.	22,694	Louisiana State	90-58 W	2/22/98
11.	22,635	Georgia	102-69 W	1/14/99
12.	22,515	Connecticut	67-81 L	2/5/04
13.	21,968	Vanderbilt	70-66 W	2/22/01
14.	21,592	Vanderbilt	64-59 W	2/17/97
15.	21,118	Duke	70-74 L	1/22/07
16.	21,077	Mississippi State	94-53 W	2/06/99
17.	20,956	Vanderbilt	75-68 W	2/16/02
18.	20,790	Florida	93-95 L (OT)	2/26/06
19.	20,573	Kentucky	89-64 W	2/24/02
20.	20,249	Mississippi State	72-46 W	2/28/08
21.	20,090	Louisiana State	85-62 W	2/29/04
22.	20,068	Vanderbilt	89-53 W	2/18/99
23.	19,722	UCLA	100-77 W	12/21/98
24.	19,666	Vanderbilt	79-63 W	1/20/08
25.	19,576	Louisiana State	69-72 L	2/9/06

(All records set at Thompson-Boling Arena)

attendance records. On Jan. 3, 1998, the Lady Vols entertained a new women's collegiate record 24,597 fans for the game with Connecticut. A month later, the first advance sell-out in UT women's basketball history occurred when the Lady Vols were set to meet Old Dominion in Knoxville. For the record, 24,373 fans attended the UT-ODU game. The all-time attendance mark was reset during the 2001-02 season when 24,611 fans visited the arena for a #1/#2 clash between UT and Connecticut. It was again reset on Jan. 7, 2006, when the Huskies came to Knoxville in front of 24,653 spectators. The women's basketball attendance mark was established at the 2002 NCAA Final Four when 29,619 people filled the Alamodome in San Antonio, Texas, for the championship game.

The Lady Vols started the record-breaking trend in women's collegiate basketball attendance in 1987. That season, the Lady Vols broke the (then) world record for single game attendance at a women's basketball game with 24,563 at the Tennessee versus Texas game on Dec. 9, 1987. Three years later, UT established new NCAA Women's Final Four attendance marks on March 30 and April 1, 1990, with a total paid attendance of 39,490 for the three-game event. The turnstile count of 34,196 (17,601 semis/16,595 finals) also broke all other attendance marks.

THOMPSON-BOLING ARENA RECORDS

TENNESSEE

Individual

FG made	16 by Sheila Frost vs. Vanderbilt 1-17-88
FG attempted	23 (twice) most recently by Candace Parker vs. Duke 1-22-07
FG percentage	1.000 (6-6) (three times) most recently by Kelley Cain vs. Texas 12-6-09
3FG made	8 by Meighan Simmons vs. Lamar 12-1-10
3FG attempted	16 by Angie Bjorklund vs. Arkansas 1-24-08
3FG percentage	1.000 (6-6) by Kara Lawson vs. Vanderbilt 2-27-03
FT made	17 by Candace Parker vs. Middle Tennessee 12-13-07
FT attempted	21 by Candace Parker vs. Middle Tennessee 12-13-07
FT percentage	1.000 (10-10) (twice) most recently by Shanna Zolman vs. Connecticut 1-7-06
Points	39 by Chamique Holdsclaw vs. Boston College 3-15-99
Off. rebounds	12 by Sheila Frost vs. Northern Illinois 12-20-87
Def. rebounds	13 by Daedra Charles vs. Southwest Missouri 3-16-91
Total rebounds	22 by Daedra Charles vs. Southwest Missouri 3-16-91
Assists	13 by Shannon Bobbitt vs. Gonzaga 12-16-07
Turnovers	9 by Ashley Robinson vs. Boston College 12-6-00
Blocks	12 by Kelley Cain vs. LSU 2-22-10
Steals	8 by Tamika Catchings vs. Memphis 2-16-99

Team

High	50 vs. UT-Martin 11-19-99	Low	16 vs. Rutgers 2-11-08
	97 vs. Stetson 11-26-89		48 vs. W. Kentucky 3-21-91
	.691 (38-55) vs. St. Joseph's 11-16-98		.293 (24-82) vs. Baylor 11-27-11
	15 (twice), most recently vs. Lamar 12-1-10		0 vs. 31 opponents
	30 vs. Arkansas 1-24-08		0 vs. 11 opponents
	.833 (5-6) vs. DePaul 2-13-91		.000 vs. 31 opponents
	36 vs. Long Beach St. 12-3-88		4 (2x) most recently v. Dayton 3-22-10
	53 vs. Long Beach St. 12-3-88		7 vs. Stetson 12-3-87
	.958 (23-24) vs. Vanderbilt 2-27-03		.333 (4-12) vs. Dayton 3-22-10
	133 vs. UT-Martin 11-19-99		53 vs. Connecticut 1-6-96
	39 vs. Colorado 12-20-93		7 vs. Chattanooga 11-12-06
	46 vs. Stetson 3-19-11		13 vs. Auburn 2-14-98
	76 vs. Tenn. State 2-27-88		24 vs. Kentucky 2-11-07
	31 vs. Florida A&M 3-16-95		5 vs. Ole Miss 1-26-91
	29 vs. Grambling 3-15-97		5 vs. Villanova 3-31-03
	15 vs. Kentucky 2-25-10		0 vs. six opponents
	27 vs. Louisiana State 2-22-98		0 vs. South Carolina 2-2-12
	63 vs. Old Dominion 1-3-00		21 (2x) most recently vs. Ky. 1-12-12
	75 vs. UT-Martin 11-19-99		20 vs. Georgia 1-21-10

FG MADE	16 vs. Rutgers 2-11-08
FG ATTEMPTED	48 vs. W. Kentucky 3-21-91
FG PERCENTAGE	.293 (24-82) vs. Baylor 11-27-11
3-PT. FG MADE	0 vs. 31 opponents
3-PT. FG ATTEMPTED	0 vs. 11 opponents
3-PT. FG PERCENTAGE	.000 vs. 31 opponents
FT MADE	4 (2x) most recently v. Dayton 3-22-10
FT ATTEMPTED	7 vs. Stetson 12-3-87
FT PERCENTAGE	.333 (4-12) vs. Dayton 3-22-10
POINTS	53 vs. Connecticut 1-6-96
OFFENSIVE REBOUNDS	7 vs. Chattanooga 11-12-06
DEFENSIVE REBOUNDS	13 vs. Auburn 2-14-98
TOTAL REBOUNDS	24 vs. Kentucky 2-11-07
ASSISTS	5 vs. Ole Miss 1-26-91
TURNOVERS	5 vs. Villanova 3-31-03
BLOCKS	0 vs. six opponents
STEALS	0 vs. South Carolina 2-2-12
1ST HALF POINTS	21 (2x) most recently vs. Ky. 1-12-12
2ND HALF POINTS	20 vs. Georgia 1-21-10

- GENERAL
- STAFF
- PLAYERS
- REVIEW
- HISTORY
- FACILITIES
- NCAA
- SEC
- RECORDS
- MEDIA INFO



THOMPSON-BOLING ARENA RECORDS (CONTINUED)

OPPONENTS

Individual

FG made	16 by Rehema Stephens, UCLA 12-16-90
FG attempted	32 by Ida Neal, Georgia Tech 2-15-89
FG percentage	1.000 (10-10) Misty Lamb, Vanderbilt 2-22-90
3FG made	9 by Molly Goodenbour, Stanford 12-21-92
3FG attempted	15 by Ann Strother, Connecticut 1-7-06
3FG percentage	1.000 (4-4) by Chandra Dorsey, Ole Miss 2-4-99
FT made	15 by Chantelle Anderson, Vanderbilt 2-27-03
FT attempted	17 by Chantelle Anderson, Vanderbilt 2-27-03
FT percentage	1.000 (11-11) by Adrienne Shuler, Georgia 1-28-91
Points	45 by Clarissa Davis, Texas 12-9-87
Off. rebounds	12 by JoKeirra Sneed, Louisiana Tech, 11-26-07
Def. rebounds	12 by Tamika Williams, Connecticut 1-5-02
Total rebounds	18 by JoKeirra Sneed, Louisiana Tech, 11-26-07
Assists	11 (three times) most recently by Temeka Johnson, LSU 2-29-04
Turnovers	13 by Coco Miller, Georgia 1-28-98
Blocks	7 (three times) most recently by Brittney Griner, Baylor 11-27-11
Steals	8 by Tamicha Jackson, Louisiana Tech 11-14-99

Team

High

35 (twice), most recently by North Carolina 12-2-07
 83 by North Carolina 12-2-07
 .609 (25-41) by NW 1-5-88
 13 by two opponents
 34 by Georgia 2-21-11
 1.000 (2-2) by LSU 2-10-90
 31 by Oklahoma 11-10-02
 45 by Oklahoma 11-10-02
 1.000 (20-20) by LSU 2-13-88
 97 by Texas 12-9-87
 28 (twice), most recently by Alabama 1-6-11
 34 by Connecticut 1-5-02
 57 by North Carolina 12-2-07
 20 by Vanderbilt 2-12-06
 46 by Memphis 2-16-99
 10 by Baylor 11-27-11
 20 by Florida 2-26-06
 52 by Vanderbilt 1-19-96
 56 by UCLA 12-16-90

FG MADE

FG ATTEMPTED
FG PERCENTAGE
3-PT. FG MADE
3-PT. FG ATTEMPTED
3-PT. FG PERCENTAGE
FT MADE
FT ATTEMPTED
FT PERCENTAGE
POINTS

OFFENSIVE REBOUNDS

DEFENSIVE REBOUNDS

TOTAL REBOUNDS
ASSISTS
TURNOVERS
BLOCKS
STEALS
1ST HALF POINTS
2ND HALF POINTS

Low
 10 by UT-Martin 12-5-06

38 by Kentucky 2-3-08
 .182 (12-66) by Florida, Atl., 1-21-92
 0 by 24 opponents
 0 by four opponents
 .000 by 24 opponents
 0 by three opponents
 0 by Florida 2-14-10
 .000 by three opponents
 26 by Florida Atl. 1-21-92
 2 by Villanova 3-31-03
 9 by Kentucky 2-13-12
 17 by Villanova 3-31-03
 1 by Kentucky 1-12-91
 7 by Villanova 3-31-03
 0 by 44 opponents
 1 by three opponents
 8 by Stetson 11-24-89
 14 by Stetson 3-19-11

YEAR-BY-YEAR ATTENDANCE

YEAR	HOME	AVG.	GMS	AWAY/NEUTRAL	AVG.	GMS	TOTAL	AVG.	GMS
2011-12	216,206	14,414	15	139,292	6633	21	355,498	9,875	36
2010-11	213,128	12,537	17	138,349	6197	20	351,477	9,499	37
2009-10	219,233	12,896	17	111,101	6311	18	330,334	9,438	35
2008-09	209,991	13,999	15	121,793	6776	18	331,784	10,054	33
2007-08	236,940	15,796	15	208,985	9086	23	445,925	11,735	38
2006-07	234,845	14,678	16	191,346	7734	21	426,191	11,518	37
2005-06	214,980	15,356	14	150,743	6851	22	365,723	10,158	36
2004-05	201,734	13,449	15	169,196	8459	20	370,930	10,598	35
2003-04	201,638	14,403	14	165,527	7882	21	367,165	10,490	35
2002-03	201,353	12,585	16	204,107	9278	22	405,460	10,670	38
2001-02	200,132	14,295	14	170,586	8529	20	370,718	10,903	34
2000-01	232,646	15,510	15	152,223	8012	19	384,869	11,320	34
1999-00	230,116	15,341	15	187,156	8507	22	417,272	11,278	37
1998-99	231,915	16,565	14	181,665	9083	20	413,580	12,164	34
1997-98	239,511	14,969	16	147,202	6401	23	386,713	9916	39
1996-97	167,992	10,500	16	161,556	7024	23	329,548	8450	39
1995-96	120,624	8042	15	142,933	6806	21	263,557	7321	36
1994-95	120,477	8032	15	169,933	7724	22	290,410	7849	37
1993-94	98,137	6542	15	85,412	4745	18	183,549	5562	33
1992-93	78,025	6002	13	86,815	4569	19	164,840	5151	32
1991-92	92,942	6639	14	60,258	3545	17	153,200	4942	31
1990-91	75,811	4738	16	69,166	3640	19	144,977	4142	35
1989-90	85,234	5682	15	45,228	2513	18	130,462	3953	33
1988-89	75,939	5063	15	90,435	4111	22	166,374	4497	37
1987-88	97,972	6998	14	51,835	2592	20	144,807	4406	34
1986-87	68,852	4303	16	74,304	4128	18	143,156	4210	34
1985-86	39,282	2805	14	29,621	1481	20	68,903	2026	34
1984-85	37,450	2340	16	36,628	2289	16	74,078	2315	32
1983-84	40,046	2356	17	31,673	1980	16	71,719	2173	33
1982-83	48,530	3033	16	37,288	2193	17	85,818	2601	33
1981-82	42,840	3060	14	40,144	2230	18	82,984	2593	32
1980-81	38,302	3192	12	45,857	2414	19	84,159	2715	31
1979-80	39,008	2601	15	46,591	2026	23	85,599	2253	38
1978-79	49,054	2725	18	50,289	2395	21	99,343	2547	39

LARGEST CROWDS (GAMES WITH 15,000+ SPECTATORS)

Crowd	Opponent	Site	Result	Date	Crowd	Opponent	Site	Result	Date
29,619	Connecticut	San Antonio, Texas	56-79 L	3/29/02	17,667	Stanford	Knoxville	98-62 W	12/19/98
28,937	Michigan State	Indianapolis, Ind.	64-68 L	4/3/05	17,152	Vanderbilt	Knoxville	70-67 W	2/12/06
28,210	Connecticut	Atlanta, Ga.	68-73 L	4/08/03	17,077	South Carolina	Knoxville	99-45 W	1/11/01
28,210	Duke	Atlanta, Ga.	66-56 W	4/06/03	16,990	Duke	Knoxville	54-62 L	2/16/09
24,653	Connecticut	Knoxville	89-80 W	1/7/06	16,897	Arkansas	Knoxville	79-69 W	1/10/00
24,611	Connecticut	Knoxville	72-86 L	1/5/02	16,845	North Carolina	Knoxville	83-79 W	12/2/07
24,597	Connecticut	Knoxville	84-69 W	1/3/98	16,836	Mississippi State	Knoxville	66-59 W	1/15/01
24,563	Texas	Knoxville	78-97 L	12/9/87	16,799	Alabama	Knoxville	89-54 W	1/29/06
24,373	Old Dominion	Knoxville	85-61 W	2/7/98	16,782	Arizona State	Phoenix, Ariz.	67-63 W	12/27/00
24,251	Vanderbilt	Knoxville	73-53 W	2/25/07	16,737	Mississippi	Knoxville	119-52 W	2/8/01
24,051	Kentucky	Knoxville	98-60 W	1/17/99	16,714	Old Dominion	Cincinnati, Ohio	68-59 W	3/30/97
24,046	Connecticut	Knoxville	92-88 W	2/1/01	16,714	Notre Dame	Cincinnati, Ohio	80-66 W	3/28/97
23,385	Connecticut	Knoxville	67-74 L	1/8/00	16,645	Vanderbilt	Knoxville	64-57 W	1/17/10
23,291	Georgia	Charlotte, N.C.	83-65 W	3/31/96	16,629	Florida	Knoxville	79-40 W	2/9/03
23,291	Connecticut	Charlotte, N.C.	88-83 W (OT)	3/29/96	16,623	Baylor	Knoxville	67-76 L	11/27/11
22,694	Louisiana State	Knoxville	90-58 W	2/22/98	16,532	Florida	Knoxville	92-61 W	2/28/08
22,635	Georgia	Knoxville	102-69 W	1/14/99	16,490	Louisiana Tech	Knoxville	75-61 W	11/21/97
22,515	Connecticut	Knoxville	67-81 L	2/5/04	16,471	Kentucky	Knoxville	67-49 W	1/23/05
21,968	Vanderbilt	Knoxville	70-66 W	2/22/01	16,464	Stetson	Knoxville	102-59 W	3/23/87
21,655	Stanford	Tampa, Fla.	64-48 W	4/8/08	16,451	Florida	Knoxville	83-44 W	2/14/10
21,655	Louisiana State	Tampa, Fla.	47-46 W	4/6/08	16,413	South Carolina	Knoxville	68-56 W	1/18/09
21,592	Vanderbilt	Knoxville	64-59 W	2/17/97	16,361	Auburn	Knoxville	82-61 W	2/5/12
21,118	Duke	Knoxville	70-74 L	1/22/07	16,342	Vanderbilt	Knoxville	91-71 W	2/27/03
21,077	Mississippi State	Knoxville	94-53 W	2/6/99	16,333	Florida	Knoxville	97-78 W	2/13/00
20,956	Vanderbilt	Knoxville	75-68 W	2/16/02	16,294	Connecticut	Hartford, Conn.	70-64 W	1/6/07
20,790	Florida	Knoxville	93-95 L (OT)	2/26/06	16,294	Connecticut	Hartford, Conn.	68-67 W	1/8/05
20,704	Rutgers	Cleveland, Ohio	59-46 W	4/3/07	16,294	Connecticut	Hartford, Conn.	62-63 L (OT)	1/4/03
20,704	North Carolina	Cleveland, Ohio	56-50 W	4/1/07	16,294	Connecticut	Hartford, Conn.	76-81 L	12/30/00
20,573	Kentucky	Knoxville	89-64 W	2/24/02	16,294	Connecticut	Hartford, Conn.	57-72 L	1/5/97
20,249	Mississippi State	Knoxville	72-46 W	2/24/08	16,179	Memphis	Knoxville	98-60 W	12/15/00
20,090	Louisiana State	Knoxville	85-62 W	2/29/04	16,098	Mississippi	Knoxville	86-43 W	2/6/03
20,068	Vanderbilt	Knoxville	89-53 W	2/18/99	16,058	Georgia	Knoxville	73-43 W	2/5/09
20,060	Rutgers	Philadelphia, Pa.	64-54 W	3/31/00	15,978	Old Dominion	Knoxville	113-55 W	1/3/00
20,060	Connecticut	Philadelphia, Pa.	52-71 L	4/2/00	15,838	Mississippi State	Knoxville	82-68 W	2/22/09
19,722	UCLA	Knoxville	100-77 W	12/21/98	15,737	Auburn	Knoxville	79-63 W	2/14/98
19,666	Vanderbilt	Knoxville	79-63 W	1/20/08	15,735	Rutgers	New York, N.Y.	68-54 W	1/3/99
19,576	Louisiana State	Knoxville	69-72 L	2/9/06	15,699	Texas	Knoxville	92-67 W	11/18/07
19,339	Alabama	Knoxville	65-47 W	2/6/00	15,686	Stanford	Knoxville	63-58 W	12/17/00
19,259	Kentucky	Knoxville	79-51 W	2/3/08	15,627	Memphis	Knoxville	113-39 W	2/16/99
19,208	Vanderbilt	Knoxville	86-54 W	1/25/98	15,615	Louisiana Tech	Austin, Texas	67-44 W	3/29/87
19,143	Kentucky	Knoxville	83-39 W	1/27/01	15,615	Long Beach State	Austin, Texas	74-64 W	3/27/87
19,092	Notre Dame	Knoxville	78-54 W	12/30/06	15,588	Mississippi State	Knoxville	84-71 W	2/24/05
18,952	Kentucky	Knoxville	84-62 W	2/11/07	15,574	Louisiana State	Knoxville	62-78 L	2/14/08
18,643	Vanderbilt	Knoxville	72-63 W	2/13/05	15,556	Louisiana Tech	Knoxville	90-75 W	11/23/01
18,633	Arkansas	Knoxville	72-54 W	1/13/05	15,606	Tenn.-Martin	Knoxville	133-60 W	11/19/99
18,563	Florida	Knoxville	75-59 W	2/26/12	15,491	Stanford	Knoxville	77-60 W	11/24/06
18,453	South Carolina	Knoxville	72-58 W	2/8/04	15,438	Vanderbilt	Knoxville	78-52 W	2/4/00
18,410	Arkansas	Knoxville	93-65 W	2/7/02	15,409	Old Dominion	Knoxville	90-37 W	12/28/11
18,279	Mississippi	Knoxville	96-58 W	2/4/99	15,396	Texas	Knoxville	60-70 L	12/28/03
18,211	Connecticut	New Orleans, La.	61-70 L	4/6/04	15,390	Arkansas	Knoxville	88-58 W	1/1/98
18,211	Louisiana State	New Orleans, La.	52-50 W	2/4/04	15,317	Vanderbilt	Nashville, Tenn.	73-68 W	1/30/93
18,180	Auburn	Knoxville	76-61 W	2/27/00	15,312	Louisiana State	Knoxville	91-69 W	1/9/94
18,038	Connecticut	Minneapolis, Minn.	64-70 L	4/2/95	15,311	Vanderbilt	Nashville, Tenn.	66-60 W	2/7/99
18,038	Georgia	Minneapolis, Minn.	73-51 W	4/1/95	15,233	LSU	Baton Rouge, La.	58-68 L	2/10/05
18,036	Louisiana State	Knoxville	80-48 W	2/20/00	15,217	LSU	Baton Rouge, La.	68-65 W	2/23/03
17,976	Louisiana Tech	Kansas City, Mo.	93-75 W	3/29/98	15,187	Vanderbilt	Nashville, Tenn.	79-71 W	2/25/96
17,976	Arkansas	Kansas City, Mo.	86-58 W	3/27/98	15,159	Vanderbilt	Knoxville	79-57 W	2/13/94
17,879	Vanderbilt	Knoxville	87-64 W	1/51/12	15,132	Florida	Knoxville	99-60 W	1/10/98
17,798	Texas	Knoxville	106-76 W	12/30/99	15,021	South Carolina	Knoxville	60-64 L	2/2/12
17,690	Rutgers	Knoxville	59-58 W	2/11/08	15,010	South Carolina	Knoxville	97-78 W	1/23/03

WON-LOST RECORD IN GAMES WITH ATTENDANCE OF 10,000

Site	Won	Lost	Pct.
Home	310	20	.939
Away	42	14	.750
Neutral	31	12	.721
Overall	383	46	.893

- During the last 34 years, more than eight million people have watched the University of Tennessee Lady Volunteers play basketball.
- This breaks down into 4,700,885 spectators at home viewing the team and 3,795,237 folks watching the team on the road or at a neutral site for a total of 8,496,122.
- Tennessee originally set the world record for most spectators at a women's basketball game with 24,563 in attendance at the Tennessee vs. Texas game on Dec. 9, 1987. UT continues to hold the mark for most fans to attend a women's basketball game at an on-campus facility, with 24,653 against Connecticut on Jan. 7, 2006.

GENERAL

STAFF

PLAYERS

REVIEW

HISTORY

FACILITIES

NCAA

SEC

RECORDS

MEDIA INFO



TOP 25 AWAY CROWDS

	CROWD	OPPONENT	SITE	RESULT	DATE
1.	22,124	Louisville	Louisville, Ky.	63-50 W	11/12/10
2.	16,294	Connecticut	Hartford, Conn.	70-64 W	1/6/07
	16,294	Connecticut	Hartford, Conn.	68-67 W	1/08/05
	16,294	Connecticut	Hartford, Conn.	62-63 L OT	1/04/03
	16,294	Connecticut	Hartford, Conn.	57-72 L	1/05/97
	16,294	Connecticut	Hartford, Conn.	76-81 L	12/30/00
7.	15,317	Vanderbilt	Nashville, Tenn.	73-68 W	1/30/93
8.	15,311	Vanderbilt	Nashville, Tenn.	66-60 W	2/07/99
9.	15,233	LSU	Baton Rouge, La.	58-68 L	2/10/05
10.	15,217	LSU	Baton Rouge, La.	68-65 W	2/23/03
11.	15,187	Vanderbilt	Nashville, Tenn.	79-71 W	2/25/96
12.	14,848	Vanderbilt	Nashville, Tenn.	91-60 W	2/16/98
13.	14,316	Vanderbilt	Nashville, Tenn.	81-68 W	2/17/08
14.	14,168	Vanderbilt	Nashville, Tenn.	59-76 L	2/02/02
15.	14,014	Arkansas	Fayetteville, Ark.	92-79 W	1/30/03
16.	13,689	Kentucky	Lexington, Ky.	63-66 L	1/26/06
17.	13,227	Vanderbilt	Nashville, Tenn.	72-70 W	12/31/94
18.	13,127	Vanderbilt	Nashville, Tenn.	80-68 W	1/19/06
19.	12,645	Vanderbilt	Nashville, Tenn.	84-82 W	1/31/94
20.	12,552	Oklahoma	Oklahoma City, Okla.	70-80 L	2/2/09
21.	12,417	Vanderbilt	Nashville, Tenn.	92-79 WOT	1/19/97
22.	12,343	Iowa	Iowa City, Iowa	56-72 L	3/27/93
23.	12,222	Florida	Gainesville, Fla.	103-73 W	2/11/01
24.	12,168	South Carolina	Columbia, S.C.	80-61 W	1/17/02
25.	12,080	Oklahoma	Norman, Okla.	71-55 W	12/21/03

TOP 25 NEUTRAL SITE CROWDS

	CROWD	OPPONENT	SITE	RESULT	DATE
1.	29,619	Connecticut	San Antonio, Texas	56-79 L	3/29/02
2.	28,937	Michigan State	Indianapolis, Ind.	64-68 L	4/03/05
3.	28,210	Connecticut	Atlanta, Ga.	68-73 L	4/08/03
	28,210	Duke	Atlanta, Ga.	66-56 W	4/06/03
5.	23,291	Georgia	Charlotte, N.C.	83-65 W	3/31/96
	23,291	Connecticut	Charlotte, N.C.	88-83 W (OT)	3/29/96
7.	21,655	Stanford	Tampa, Fla.	64-48 W	4/8/08
	21,655	Louisiana State	Tampa, Fla.	47-46 W	4/6/08
9.	20,704	Rutgers	Cleveland, Ohio	59-46 W	4/3/07
	20,704	North Carolina	Cleveland, Ohio	56-50 W	4/1/07
11.	20,060	Connecticut	Philadelphia, Pa.	52-71 L	4/2/00
	20,060	Rutgers	Philadelphia, Pa.	64-54 W	3/31/00
13.	18,212	Connecticut	New Orleans, La.	61-70 L	4/6/04
	18,212	Louisiana State	New Orleans, La.	52-50 W	4/4/04
15.	18,038	Connecticut	Minneapolis, Minn.	64-70 L	4/02/95
	18,038	Georgia	Minneapolis, Minn.	73-51 W	4/01/95
17.	17,976	Louisiana Tech	Kansas City, Mo.	93-75 W	3/29/98
	17,976	Arkansas	Kansas City, Mo.	80-66 W	3/27/98
19.	16,782	Arizona State	Phoenix, Ariz.	67-63 W	12/27/00
20.	16,714	Old Dominion	Cincinnati, Ohio	68-59 W	3/30/97
	16,714	Notre Dame	Cincinnati, Ohio	80-66 W	3/28/97
22.	15,735	Rutgers	New York, N.Y.	68-54 W	1/03/99
23.	15,615	Louisiana Tech	Austin, Texas	67-44 W	3/29/87
	15,615	Long Beach State	Austin, Texas	74-64 W	3/27/87
25.	14,848	North Carolina	Nashville, Tenn.	76-70 W	3/23/98

STOKELY ATHLETICS CENTER ►

Stokely Athletics Center was the home to the offices of both the Women's Athletics Department and the Lady Volunteer basketball team from 1976-87. It was formerly home to the Lady Vol volleyball team, which moved its matches to Thompson-Boling Arena in the fall of 2008. Many offices of the UT Athletics Department are still housed in Stokely, including Athletic Training, Media Relations and Strength & Conditioning, as well as several coaching staffs.

The Stokely Arena, which is encircled by a four-lane Tartan indoor track, seated 12,700, while the building housed the former men's and women's athletics department offices. The building was originally called the UT Armory Field House in 1958 and seated just more than 7,000 spectators. Through the generosity of the late William B. Stokely, Jr., further construction was completed and on Dec. 1, 1966, the facility was re-named to honor the Stokely family.

In 1986, Stokely took on a new look as a wood playing surface replaced the old tartan court. The Horner "Pro King" hardwood was painted with the traditional outline of the state of Tennessee in the center of the floor and the familiar end line markings. The court was special-made for the University by the same manufacturer who supplied the basketball court to the Forum for the 1984 Los Angeles Olympic Games.

Stokely Athletics Center was the site of some historic games for the Lady Vols. The first women's contest played in SAC pitted Tennessee versus Kentucky on Nov. 13, 1976. The Lady Vols not only trounced the Lady Kats, 107-53, but UT's Patricia Roberts tossed in a Field House record 51 points. Along the way, Tennessee hosted the great gold medalist USSR Olympic Team in 1979, the USA All-Star team in 1979 and the first Southeastern Conference Championships in 1980.

The last Lady Vol game in Stokely, before moving to Thompson-Boling Arena, was a 77-61 win over Auburn in the finals of the NCAA Mid-east Regionals on March 21, 1987. A week later, the Lady Vols returned to Stokely to celebrate UT's first NCAA basketball title with thousands of fans in attendance.

Although no formal attendance figures were kept prior to 1982, Tennessee most-assuredly was among the nation's elite in fan support.

ALUMNI GYM ►

Constructed in the 1930's, Alumni Gym was the first real home to the inaugural Lady Vol team in 1974, which was coached by Pat Summitt. The court in the tiny arena (seating 3,000) was the centerpiece of an encircling tri-balcony seating arrangement.



GENERAL

STAFF

PLAYERS

REVIEW

HISTORY

FACILITIES

NCAA

SEC

RECORDS

MEDIA INFO

STOKELY & ALUMNI GYM RECORDS

YEAR	WINS	LOSSES	PCT.	SITE
1974-75	6	2	.750	Alumni
1975-76	7	4	.636	Alumni
1976-77	3	0	1.000	Alumni
	5	0	1.000	Stokely
1977-78	12	0	1.000	Stokely
1978-79	17	1	.944	Stokely
1979-80	14	1	.933	Stokely
1980-81	12	0	1.000	Stokely
1981-82	12	2	.857	Stokely
1982-83	12	4	.750	Stokely
1983-84	14	3	.823	Stokely
1984-85	13	3	.813	Stokely
1985-86	11	3	.786	Stokely
1986-87	15	1	.938	Stokely
TOTALS	153	24	.864	

LARGEST STOKELY CROWDS

	OPPONENT	SCORE	ATTEND.
1-29-79	Louisiana State	W, 92-48	10,000
1-26-80	Old Dominion	L, 54-61	9,496
2-14-82	Old Dominion	W, 62-58	9,010
1-24-87	Georgia	W, 78-72	8,623
2-02-86	Florida	W, 82-60	8,003
3-21-87	Auburn	W, 77-61	7,533
12-06-82	Southern Cal	L, 71-81	7,231
3-01-87	UNC Charlotte	W, 91-44	7,067
2-08-86	Auburn	L, 60-66	6,428
3-15-87	Tennessee Tech	W, 95-59	5,998
3-21-81	Maryland	W, 79-67	5,995
1-05-79	UCLA	W, 88-74	5,950
11-20-82	Old Dominion	L, 72-78	5,442
3-19-87	Virginia	W, 66-58	5,420
1-03-81	UCLA	L, 62-65	5,300
3-10-79	Old Dominion	L, 72-74	5,100
12-05-78	Middle Tennessee	W, 87-63	5,000
2-17-79	Kentucky	W, 89-51	5,000
2-06-83	N.C. State	W, 91-78	4,929
1-11-87	Kentucky	W, 76-64	4,883



▶ ALL-TIME YEAR-BY-YEAR HOME RECORDS

YEAR	WINS	LOSSES	PCT	ARENA	AVG. ATT.
1974-75	6	2	.750	Alumni Gym	n/a
1975-76	7	4	.636	Alumni Gym	n/a
1976-77	8	0	1.000	Alumni Gym	n/a
1977-78	12	0	1.000	Stokely Athletics Ctr	n/a
1978-79	17	1	.944	Stokely Athletics Ctr	2,725
1979-80	14	1	.933	Stokely Athletics Ctr	2,601
1980-81	12	0	1.000	Stokely Athletics Ctr	3,192
1981-82	12	2	.857	Stokely Athletics Ctr	3,060
1982-83	12	4	.750	Stokely Athletics Ctr	3,033
1983-84	14	3	.823	Stokely Athletics Ctr	2,356
1984-85	13	3	.813	Stokely Athletics Ctr	2,340
1985-86	11	3	.786	Stokely Athletics Ctr	2,805
1986-87	15	1	.938	Stokely Athletics Ctr	4,303
1987-88	12	2	.857	Thompson-Boling	6,998
1988-89	15	0	1.000	Thompson-Boling	5,063
1989-90	14	1	.933	Thompson-Boling	5,682
1990-91	15	1	.938	Thompson-Boling	4,738
1991-92	14	0	1.000	Thompson-Boling	6,639*
1992-93	13	0	1.000	Thompson-Boling	6,002
1993-94	15	0	1.000	Thompson-Boling	6,542
1994-95	15	0	1.000	Thompson-Boling	8,032*
1995-96	14	1	.933	Thompson-Boling	8,042
1996-97	14	2	.875	Thompson-Boling	10,500*
1997-98	16	0	1.000	Thompson-Boling	14,969*
1998-99	14	0	1.000	Thompson-Boling	16,565*
1999-00	13	2	.867	Thompson-Boling	15,341*
2000-01	15	0	1.000	Thompson-Boling	15,510*
2001-02	12	2	.857	Thompson-Boling	14,295*
2002-03	16	0	1.000	Thompson-Boling	12,585
2003-04	12	2	.857	Thompson-Boling	14,403*
2004-05	14	1	.933	Thompson-Boling	13,449*
2005-06	12	2	.857	Thompson-Boling	15,356*
2006-07	15	1	.938	Thompson-Boling	14,678*
2007-08	14	1	.933	Thompson-Boling	15,796*
2008-09	13	2	.867	Thompson-Boling	13,999*
2009-10	17	0	1.000	Thompson-Boling	12,896*
2010-11	17	0	1.000	Thompson-Boling	12,069*
2011-12	12	3	.800	Thompson-Boling	14,414*
TOTALS	506	47	.915	*indicates NCAA attendance champion	

▶ PRATT PAVILION

In October 2006, Tennessee Athletics had a ground-breaking ceremony to officially recognize construction on the Pratt Pavilion, the state-of-art basketball practice facility named in UT alumnus Larry F. Pratt's honor for his \$5 million lead gift to the basketball programs. The Pratt Pavilion, which opened in the fall of 2007, houses two full-size gymnasiums, one for each of the men's and women's basketball teams, as well as space for an athletic training room, weight room, film study room and a recruiting lounge.

Directly connected to the Thompson-Boling Arena, Pratt Pavilion has convenient ground level parking. The 70,000-square-foot structure has four short courts within each of the two full-size courts. The facility is equipped with secured practice facilities, spacious locker rooms and recruiting rooms as well. Balconies at the south side of the building overlook the practice courts.

Pratt Pavilion had a total project cost of \$16 million, funded entirely through private gifts. Lead donor Pratt's commitment in April 2006, coupled with leadership gifts from other campaign donors, including Jim Haslam, Brenda Lawson and Robbie Nutt, enabled UT to move forward with the project.

This is not Pratt's first donation. In the 1990s he honored his father Floyd by creating an endowed scholarship in his name as a member of the Nathan Dougherty Society. He also was recognized at the Tennessee vs. Georgia football game in 2003 for a \$1 million donation to the STEP-UP Campaign. Pratt, an Athens, Tenn., native, currently resides in McLean, Va. He graduated from the University of Tennessee in 1972 from the college of business and serves as president and CEO of First Savings Mortgage Corporation, the largest private mortgage banker in Washington D.C.



VOLUNTEERS



NCAA

adidas

EIGHT NCAA TITLES

1987 • 1989 • 1991 • 1996 • 1997 • 1998 • 2007 • 2008

22 FINAL FOUR APPEARANCES (AIAW & NCAA)

■ 2008		
Tampa, Florida • St. Pete Times Forum		
April 6	LSU	47-46
April 8	Stanford	64-48
NCAA National Champions		

■ 2007		
Cleveland, Ohio • Quicken Loans Arena		
April 1	North Carolina	56-50
April 3	Rutgers	59-46
NCAA National Champions		

■ 2005		
Indianapolis, Indiana • RCA Dome		
April 3	Michigan State	64-68
NCAA Third Place		

■ 2004		
New Orleans, Louisiana • New Orleans Arena		
April 4	LSU	52-50
April 6	Connecticut	61-70
NCAA Runner-Up		

■ 2003		
Atlanta, Georgia • Georgia Dome		
April 6	Duke	66-56
April 8	Connecticut	68-73
NCAA Runner-Up		

■ 2002		
San Antonio, Texas • Alamodome		
March 29	Connecticut	56-79
NCAA Third Place		

■ 2000		
Philadelphia, Pennsylvania • First Union Center		
March 31	Rutgers	64-54
April 2	Connecticut	52-71
NCAA Runner-Up		

■ 1998		
Kansas City, Missouri • Kemper Arena		
March 27	Arkansas	86-58
March 29	Louisiana Tech	93-75
NCAA National Champions		

■ 1997		
Cincinnati, Ohio • Riverfront Coliseum		
March 29	Notre Dame	80-66
March 30	Old Dominion	68-59
NCAA National Champions		

■ 1996		
Charlotte, North Carolina • Charlotte Coliseum		
March 29	Connecticut	88-83 OT
March 31	Georgia	83-65
NCAA National Champions		

■ 1995		
Minneapolis, Minnesota • Target Center		
April 1	Georgia	73-51
April 2	Connecticut	64-70
NCAA Runner-Up		

■ 1991		
New Orleans, Louisiana • Lakefront Arena		
March 30	Stanford	68-60
March 31	Virginia	70-67 OT
NCAA National Champions		

■ 1989		
Tacoma, Washington • Tacoma Dome		
March 31	Maryland	77-65
April 2	Auburn	76-60
NCAA National Champions		

■ 1988		
Tacoma, Washington • Tacoma Dome		
April 1	Louisiana Tech	59-68
NCAA Third Place		

■ 1987		
Austin, Texas • Frank Erwin Center		
March 27	Long Beach State	74-64
March 29	Louisiana Tech	67-44
NCAA National Champions		

■ 1986		
Lexington, Kentucky • Rupp Arena		
March 28	Southern California	59-83
NCAA Third Place		

■ 1984		
Los Angeles, California • Pauley Pavilion		
March 30	Cheyney	82-73
April 1	Southern California	61-72
NCAA Runner-Up		

■ 1982		
Norfolk, Virginia • The Scope		
March 26	Louisiana Tech	46-69
NCAA Third Place		

■ 1981		
Eugene, Oregon • McArthur Court		
March 27	Old Dominion	68-65
March 29	Louisiana Tech	59-79
AIAW Runner-Up		

■ 1980		
Mount Pleasant, Michigan • Rose Arena		
March 21	South Carolina	75-72
March 23	Old Dominion	53-68
AIAW Runner-Up		

■ 1979		
Greensboro, North Carolina • Greensboro Coliseum		
March 23	Louisiana Tech	84-102
March 25	UCLA	104-86
AIAW Third Place		

■ 1977		
Minneapolis, Minnesota • Williams Arena		
March 23	Michigan State	76-62
March 24	Kansas State	81-69
March 25	Delta State	58-62
March 26	Immaculata	91-71
AIAW Third Place		

ALL-TIME WOMEN'S FINAL FOUR RESULTS

YEAR AIAW FINAL FOUR TEAMS

1972	Immaculata, West Chester, Indiana, Western Carolina
1973	Immaculata, Queens, Southern Connecticut, Indiana
1974	Immaculata, Mississippi College, So. Connecticut, William Penn
1975	Delta State, Immaculata, Cal State-Fullerton, So. Connecticut
1976	Delta State, Immaculata, Wayland Baptist, William Penn
1977	Delta State, Louisiana St., TENNESSEE , Immaculata
1978	UCLA, Maryland, Montclair State, Wayland Baptist
1979	Old Dominion, Louisiana Tech, TENNESSEE , UCLA
1980	Old Dominion, TENNESSEE , South Carolina, Southern California
1981	Louisiana Tech, TENNESSEE , Old Dominion, Southern California
1982	Rutgers, Texas, Villanova, Wayland Baptist

YEAR NCAA FINAL FOUR TEAMS

1982	Louisiana Tech, TENNESSEE , Maryland
1983	Southern California, Louisiana Tech, Georgia, Old Dominion
1984	Southern California, TENNESSEE , TENNESSEE , Louisiana Tech
1985	Old Dominion, Georgia, Western Kentucky, Northeast Louisiana
1986	Texas, Southern California, TENNESSEE , Western Kentucky
1987	TENNESSEE , Louisiana Tech, Long Beach State, Texas
1988	Louisiana Tech, Auburn, TENNESSEE , Long Beach State
1989	TENNESSEE , Auburn, Maryland, Louisiana Tech
1990	Stanford, Auburn, Virginia, Louisiana Tech
1991	TENNESSEE , Virginia, Stanford, Connecticut
1992	Stanford, Western Kentucky, Southwest Missouri, Virginia
1993	Texas Tech, Ohio State, Iowa, Vanderbilt
1994	North Carolina, Louisiana Tech, Alabama, Purdue
1995	Connecticut, TENNESSEE , Georgia, Stanford
1996	TENNESSEE , Georgia, Connecticut, Stanford
1997	TENNESSEE , Old Dominion, Notre Dame, Stanford
1998	TENNESSEE , Louisiana Tech, Arkansas, North Carolina State
1999	Purdue, Duke, Georgia, Louisiana Tech
2000	Connecticut, TENNESSEE , Penn State, Rutgers
2001	Notre Dame, Purdue, Connecticut, Southwest Missouri State
2002	Connecticut, Oklahoma, Duke, TENNESSEE
2003	Connecticut, TENNESSEE , Duke, Texas
2004	Connecticut, TENNESSEE , LSU, Minnesota
2005	Baylor, Michigan State, LSU, TENNESSEE
2006	Maryland, Duke, LSU, North Carolina
2007	TENNESSEE , Rutgers, North Carolina, LSU
2008	TENNESSEE , Stanford, LSU, Connecticut
2009	Connecticut, Louisville, Oklahoma, Stanford
2010	Connecticut, Baylor, Oklahoma, Stanford
2011	Texas A&M, Notre Dame, Stanford, Connecticut
2012	Baylor, Notre Dame, Stanford, Connecticut

*denotes overtime game

CHAMPION SCORE RUNNER-UP SITE

Immaculata	52-48	West Chester	West Chester, Pa.
Immaculata	59-52	Queens	Flushing, N.Y.
Immaculata	68-53	Mississippi College	Manhattan, Kan.
Delta State	90-81	Immaculata	Harrisonburg, Va.
Delta State	69-64	Immaculata	University Park, Pa.
Delta State	68-55	Louisiana State	Minneapolis, Minn.
UCLA	90-74	Maryland	Los Angeles, Calif.
Old Dominion	75-65	Louisiana Tech	Greensboro, N.C.
Old Dominion	68-53	TENNESSEE	Mt. Pleasant, Mich.
Louisiana Tech	79-59	TENNESSEE	Eugene, Ore.
Rutgers	83-77	Texas	Philadelphia, Pa.

CHAMPION SCORE RUNNER-UP SITE

Louisiana Tech	76-62	Cheyney	Norfolk, Va.
Southern California	69-67	Louisiana Tech	Norfolk, Va.
Southern California	72-61	TENNESSEE	Los Angeles, Calif.
Old Dominion	70-65	Georgia	Austin, Texas
Texas	97-81	Southern California	Lexington, Ky.
TENNESSEE	67-44	Louisiana Tech	Austin, Texas
Louisiana Tech	56-54	Auburn	Tacoma, Wash.
TENNESSEE	76-60	Auburn	Tacoma, Wash.
Stanford	88-81	Auburn	Knoxville, Tenn.
TENNESSEE	*70-67	Virginia	New Orleans, La.
Stanford	78-62	Western Kentucky	Los Angeles, Calif.
Texas Tech	84-82	Ohio State	Atlanta, Ga.
North Carolina	60-59	Louisiana Tech	Richmond, Va.
Connecticut	70-64	TENNESSEE	Minneapolis, Minn.
TENNESSEE	83-65	Georgia	Charlotte, N.C.
TENNESSEE	68-59	Old Dominion	Cincinnati, Ohio
TENNESSEE	93-75	Louisiana Tech	Kansas City, Mo.
Purdue	62-45	Duke	San Jose, Calif.
Connecticut	72-51	TENNESSEE	Philadelphia, Pa.
Notre Dame	68-66	Purdue	St. Louis, Mo.
Connecticut	82-70	Oklahoma	San Antonio, Texas
Connecticut	73-68	TENNESSEE	Atlanta, Ga.
Connecticut	70-61	TENNESSEE	New Orleans, La.
Baylor	84-62	Michigan State	Indianapolis, Ind.
Maryland	*78-75	Duke	Boston, Mass.
TENNESSEE	59-46	Rutgers	Cleveland, Ohio
TENNESSEE	64-48	Stanford	Tampa, Fla.
Connecticut	76-54	Louisville	St. Louis, Mo.
Connecticut	53-47	Stanford	San Antonio, Texas
Texas A&M	76-70	Notre Dame	Indianapolis, Ind.
Baylor	80-61	Notre Dame	Denver, Colo.

SEEDING THROUGH THE YEARS

Year	Seed	Region	Result
1982	#2	Midwest	Final Four (3rd)
1983	#1	Midwest	lost in regional final
1984	#3	Midwest	Final Four (2nd)
1985	#3	Midwest	lost in regional semis
1986	#4	Midwest	Final Four (3rd)
1987	#2	Midwest	NCAA Champions
1988	#1	East	Final Four (3rd)
1989	#1	East	NCAA Champions
1990	#1	East	lost in regional final (OT)
1991	#1	Midwest	NCAA Champions
1992	#1	Midwest	lost in regional semis
1993	#1	Midwest	lost in regional final
1994	#1	Midwest	lost in regional semis
1995	#1	Midwest	Final Four (2nd)
1996	#1	East	NCAA Champions
1997	#3	Midwest	NCAA Champions
1998	#1	Midwest	NCAA Champions
1999	#1	East	lost in regional final
2000	#1	Midwest	Final Four (2nd)
2001	#1	Midwest	lost in regional semis
2002	#2	Midwest	Final Four (3rd)
2003	#1	Midwest	Final Four (2nd)
2004	#1	Midwest	Final Four (2nd)
2005	#1	Philadelphia	Final Four (3rd)
2006	#2	Cleveland	lost in regional final
2007	#1	Dayton	NCAA Champions
2008	#1	Oklahoma City	NCAA Champions
2009	#5	Berkeley	lost in first round
2010	#1	Memphis	lost in regional semis
2011	#1	Dayton	lost in regional final
2012	#2	Des Moines	lost in regional final

ALL-TIME NCAA TOURNAMENT NO. 1 SEEDS

Year	East	Midwest	Midwest	West
1982*	Old Dominion	So. California	Louisiana Tech	Long Beach St.
1983	Cheyney	TENNESSEE	Louisiana Tech	So. California
1984*	Old Dominion	Georgia	Louisiana Tech	So. California
1985	Old Dominion	Texas	Louisiana Tech	Long Beach St.
1986*	Virginia	Georgia	Texas	So. California
1987**	Texas	Auburn	Louisiana Tech	Long Beach St.
1988*	TENNESSEE	Auburn	Texas	Iowa
1989**	TENNESSEE	Auburn	Louisiana Tech	Maryland
1990	TENNESSEE	Washington	Louisiana Tech	Stanford
1991**	Penn State	TENNESSEE	Virginia	Georgia
1992	Virginia	TENNESSEE	Iowa	Stanford
1993	Ohio State	TENNESSEE	Vanderbilt	Stanford
1994	Connecticut	TENNESSEE	Penn State	Purdue
1995*	Connecticut	TENNESSEE	Colorado	Vanderbilt
1996**	TENNESSEE	Connecticut	Louisiana Tech	Stanford
1997**	UNC	Old Dominion	Connecticut	Stanford
1998**	Old Dominion	TENNESSEE	Texas Tech	Stanford
1999	TENNESSEE	Connecticut	Purdue	Louisiana Tech
2000*	Connecticut	TENNESSEE	Louisiana Tech	Georgia
2001	Connecticut	TENNESSEE	Notre Dame	Georgia
2002*	Duke	Connecticut	Vanderbilt	Oklahoma
2003*	Connecticut	TENNESSEE	Duke	LSU
2004*	Penn State	Duke	TENNESSEE	Texas
2005*	UNC	TENNESSEE	Michigan State	LSU
	TEMPE	PHILADELPHIA	KANSAS CITY	CHATTANOOGA
2006	Duke	North Carolina	LSU	Ohio State
	BRIDGEPORT	CLEVELAND	SAN ANTONIO	ALBUQUERQUE
2007**	Duke	TENNESSEE	North Carolina	Connecticut
	GREENSBORO	DAYTON	DALLAS	FRESNO
2008**	Connecticut	TENNESSEE	North Carolina	Stanford
	GREENSBORO	OKLA. CITY	NEW ORLEANS	SPOKANE
2009	Connecticut	Duke	Maryland	Oklahoma
	TRENTON	BERKELEY	RALEIGH	OKLAHOMA CITY
2010	Connecticut	TENNESSEE	Stanford	Nebraska
	DAYTON	MEMPHIS	SACRAMENTO	KANSAS CITY
2011	TENNESSEE	Connecticut	Stanford	Baylor
	DAYTON	PHILADELPHIA	SPOKANE	DALLAS
2012	Notre Dame	Connecticut	Stanford	Baylor
	RALEIGH	KINGSTON	FRESNO	DES MOINES

(Key: *UT advanced to Final Four; **UT NCAA Champions)

GENERAL

STAFF

PLAYERS

REVIEW

HISTORY

FACILITIES

NCAA

SEC

RECORDS

MEDIA INFO



TENNESSEE NCAA TOURNAMENT STATISTICS

Year	Games	FG-FGA	PCT	3FG-3FGA	PCT	FT-FTA	PCT	REB-AVG	PF	PTS-AVG	AS	TO	BK	ST
2012	4 games	102-271	.376	23-83	.277	50-64	.781	191-47.8	51	277-69.3	50	47	18	28
UT		96-258	.372	19-66	.288	36-46	.783	149-37.3	54	247-61.2	49	44	18	22
OPP														
2011	4 games	FG-FGA	PCT	3FG-3FGA	PCT	FT-FTA	PCT	REB-AVG	PF	PTS-AVG	AS	TO	BK	ST
UT		127-272	.467	20-59	.333	48-76	.632	195-48.4	54	322-80.5	63	46	21	26
OPP		95-261	.378	23-69	.333	39-52	.750	128-32.0	68	253-63.0	52	33	14	22
2010	3 games	FG-FGA	PCT	3FG-3FGA	PCT	FT-FTA	PCT	REB-AVG	PF	PTS-AVG	AS	TO	BK	ST
UT		97-219	.443	16-46	.348	19-40	.475	133-44.3	47	229-76.3	51	30	18	21
OPP		69-171	.404	10-34	.294	35-44	.795	106-35.3	41	183-61.0	31	47	21	12
2009	1 game	FG-FGA	PCT	3FG-3FGA	PCT	FT-FTA	PCT	REB-AVG	PF	PTS-AVG	AS	TO	BK	ST
UT		23-66	.348	2-8	.111	7-11	.636	44-44.0	16	55-55.0	15	16	4	5
OPP		24-54	.444	7-19	.368	16-20	.800	34-34.0	12	71-71.0	7	13	1	7
2008	6 games	FG-FGA	PCT	3FG-3FGA	PCT	FT-FTA	PCT	REB-AVG	PF	PTS-AVG	AS	TO	BK	ST
UT		150-362	.414	29-86	.337	81-118	.686	245-40.8	98	410-68.3	74	89	29	64
OPP		120-323	.372	17-65	.262	53-90	.589	206-34.3	108	310-51.7	57	119	15	45
2007	6 games	FG-FGA	PCT	3FG-3FGA	PCT	FT-FTA	PCT	REB-AVG	PF	PTS-AVG	AS	TO	BK	ST
UT		154-353	.436	27-81	.333	87-121	.719	242-40.3	84	422-70.3	83	78	31	57
OPP		109-315	.346	18-75	.240	59-80	.738	190-31.7	104	295-49.2	54	109	15	32
2006	4 games	FG-FGA	PCT	3FG-3FGA	PCT	FT-FTA	PCT	REB-AVG	PF	PTS-AVG	AS	TO	BK	ST
UT		108-235	.464	21-62	.339	70-95	.737	159-39.8	59	307-76.8	68	68	30	37
OPP		95-240	.396	19-55	.345	42-53	.792	131-32.8	81	251-62.8	56	65	13	36
2005	5 games	FG-FGA	PCT	3FG-3FGA	PCT	FT-FTA	PCT	REB-AVG	PF	PTS-AVG	AS	TO	BK	ST
UT		131-310	.423	24-60	.400	81-116	.698	226-45.2	84	367-73.4	63	81	27	56
OPP		98-286	.343	19-77	.247	58-80	.725	173-34.6	97	273-54.6	44	97	15	55
2004	6 games	FG-FGA	PCT	3FG-3FGA	PCT	FT-FTA	PCT	REB-AVG	PF	PTS-AVG	AS	TO	BK	ST
UT		154-365	.422	23-73	.315	71-100	.710	255-42.5	90	402-67.0	77	81	24	37
OPP		134-357	.375	27-84	.321	67-94	.713	206-34.3	91	362-63.3	63	74	21	50
2003	6 games	FG-FGA	PCT	3FG-3FGA	PCT	FT-FTA	PCT	REB-AVG	PF	PTS-AVG	AS	TO	BK	ST
UT		171-361	.474	32-86	.372	95-128	.742	267-44.5	73	469-78.2	86	77	25	50
OPP		126-355	.355	36-109	.330	42-53	.792	173-28.8	107	330-55.0	61	85	16	33
2002	5 games	FG-FGA	PCT	3FG-3FGA	PCT	FT-FTA	PCT	REB-AVG	PF	PTS-AVG	AS	TO	BK	ST
UT		134-332	.404	19-58	.328	91-115	.791	219-43.8	91	378-75.6	69	62	22	47
OPP		114-288	.396	28-91	.308	61-89	.685	180-36.0	91	317-63.4	64	83	31	28
2001	3 games	FG-FGA	PCT	3FG-3FGA	PCT	FT-FTA	PCT	REB-AVG	PF	PTS-AVG	AS	TO	BK	ST
UT		84-200	.420	16-46	.348	53-67	.791	146-48.7	53	237-79.0	47	45	13	22
OPP		72-184	.391	17-64	.266	32-47	.681	95-31.7	51	193-64.3	35	41	9	26
2000	6 games	FG-FGA	PCT	3FG-3FGA	PCT	FT-FTA	PCT	REB-AVG	PF	PTS-AVG	AS	TO	BK	ST
UT		141-342	.412	24-64	.375	109-154	.708	251-41.8	93	415-69.2	74	99	28	61
OPP		129-344	.375	18-75	.240	47-79	.595	204-34.0	133	323-53.8	76	121	20	47
1999	4 games	FG-FGA	PCT	3FG-3FGA	PCT	FT-FTA	PCT	REB-AVG	PF	PTS-AVG	AS	TO	BK	ST
UT		134-284	.472	12-38	.316	53-85	.624	166-41.5	61	333-83.3	51	49	15	51
OPP		87-210	.414	15-40	.375	48-65	.738	132-33.0	85	237-59.3	48	93	14	17
1998	6 games	FG-FGA	PCT	3FG-3FGA	PCT	FT-FTA	PCT	REB-AVG	PF	PTS-AVG	AS	TO	BK	ST
UT		156-427	.459	14-47	.298	125-175	.714	284-47.3	90	531-88.5	93	94	39	67
OPP		145-392	.370	27-81	.333	66-95	.695	234-39.0	136	383-63.8	64	144	17	51
1997	6 games	FG-FGA	PCT	3FG-3FGA	PCT	FT-FTA	PCT	REB-AVG	PF	PTS-AVG	AS	TO	BK	ST
UT		179-352	.509	23-50	.460	100-144	.694	232-38.7	91	481-80.2	76	111	16	65
OPP		155-369	.420	26-92	.283	50-76	.658	194-32.3	114	386-64.3	80	124	11	63
1996	6 games	FG-FGA	PCT	3FG-3FGA	PCT	FT-FTA	PCT	REB-AVG	PF	PTS-AVG	AS	TO	BK	ST
UT		198-418	.474	16-40	.400	97-144	.674	281-46.8	85	509-84.8	101	76	14	63
OPP		150-381	.394	30-105	.286	56-81	.691	216-36.0	112	386-64.3	76	103	23	37
1995	6 games	FG-FGA	PCT	3FG-3FGA	PCT	FT-FTA	PCT	REB-AVG	PF	PTS-AVG	AS	TO	BK	ST
UT		179-384	.466	15-45	.333	97-127	.764	280-46.7	86	470-78.3	115	90	16	53
OPP		139-371	.375	19-69	.275	51-81	.630	200-33.3	113	348-58.0	62	98	20	47
1994	3 games	FG-FGA	PCT	3FG-3FGA	PCT	FT-FTA	PCT	REB-AVG	PF	PTS-AVG	AS	TO	BK	ST
UT		87-182	.478	10-29	.344	73-103	.708	137-45.6	49	257-85.6	47	44	7	39
OPP		72-165	.436	7-20	.350	23-43	.534	83-27.6	74	174-58.0	31	56	3	17
1993	3 games	FG-FGA	PCT	3FG-3FGA	PCT	FT-FTA	PCT	REB-AVG	PF	PTS-AVG	AS	TO	BK	ST
UT		83-204	.407	11-32	.348	42-67	.627	130-43.3	56	219-73.0	38	37	8	37
OPP		72-157	.459	7-13	.538	41-56	.732	105-35.0	59	192-64.0	33	54	11	13
1992	2 games	FG-FGA	PCT	3FG-3FGA	PCT	FT-FTA	PCT	REB-AVG	PF	PTS-AVG	AS	TO	BK	ST
UT		60-134	.448	10-31	.323	37-55	.673	87-43.5	47	167-83.5	27	33	0	22
OPP		47-105	.448	5-11	.454	32-52	.615	70-35.0	48	131-65.5	19	46	8	15
1991	5 games	FG-FGA	PCT	3FG-3FGA	PCT	FT-FTA	PCT	REB-AVG	PF	PTS-AVG	AS	TO	BK	ST
UT		117-287	.408	12-35	.343	84-135	.622	224-44.8	100	330-66	57	90	17	39
OPP		91-286	.399	14-40	.350	58-89	.652	175-35.0	112	300-60	47	84	21	36
1990	3 games	FG-FGA	PCT	3FG-3FGA	PCT	FT-FTA	PCT	REB-AVG	PF	PTS-AVG	AS	TO	BK	ST
UT		91-199	.457	1-10	.100	59-96	.615	137-45.7	57	242-80.7	39	51	5	35
OPP		76-170	.447	1-19	.379	46-67	.687	109-36.3	72	209-69.7	32	68	12	22
1989	5 games	FG-FGA	PCT	3FG-3FGA	PCT	FT-FTA	PCT	REB-AVG	PF	PTS-AVG	AS	TO	BK	ST
UT		156-322	.484	0-2	.000	106-141	.752	221-44.2	64	418-83.6	78	83	16	53
OPP		132-317	.416	10-40	.250	39-55	.709	156-31.2	116	313-62.6	53	104	8	36
1988	4 games	FG-FGA	PCT	3FG-3FGA	PCT	FT-FTA	PCT	REB-AVG	PF	PTS-AVG	AS	TO	BK	ST
UT		122-241	.506	2-10	.200	63-79	.797	160-40.0	72	309-77.3	55	71	15	32
OPP		110-263	.418	4-20	.200	38-59	.644	142-35.5	72	262-65.5	48	78	6	38
1987	5 games	FG-FGA	PCT	3FG-3FGA	PCT	FT-FTA	PCT	REB-AVG	PF	PTS-AVG	AS	TO	BK	ST
UT		146-305	.479	89-125	.712	229-458	104	379-75.8	90	83	13	42		
OPP		112-300	.373	62-112	.554	176-35.2	111	286-57.2	48	92	20	32		
1986	4 games	FG-FGA	PCT	3FG-3FGA	PCT	FT-FTA	PCT	REB-AVG	PF	PTS-AVG	AS	TO	BK	ST
UT		121-274	.442	42-78	.538	170-42.5	80	284-71.0	69	59	6	23		
OPP		118-254	.465	62-85	.729	156-39.0	77	298-74.5	49	63	18	27		
1985	2 games	FG-FGA	PCT	3FG-3FGA	PCT	FT-FTA	PCT	REB-AVG	PF	PTS-AVG	AS	TO	BK	ST
UT		47-115	.409	1-5	.200	31-42	.738	86-43.0	48	125-62.5	18	39	7	12
OPP		45-103	.437	38-55	.691	38-55	.691	70-35.0	36	118-59.0	20	43	6	21
1984	5 games	FG-FGA	PCT	3FG-3FGA	PCT	FT-FTA	PCT	REB-AVG	PF	PTS-AVG	AS	TO	BK	ST
UT		158-299	.462	75-106	.708	220-44.0	91	351-70.2	73	85	5	38		
OPP		126-316												

TENNESSEE IN THE POSTSEASON

Date	Opponent	UT	Opp
■ 1977 - AIAW Third in the Nation			
<i>AIAW Region II Championships, Memphis, Tenn.</i>			
Mar. 10	Clemson	84	46
Mar. 11	Old Dominion	61	60
Mar. 12	Tennessee Tech	72	59
<i>AIAW Championships, Minneapolis, Minn.</i>			
Mar. 23	Michigan State	76	62
Mar. 24	Kansas State	81	69
Mar. 25	Delta State	58	62
Mar. 26	Immaculata	91	71
■ 1978			
<i>AIAW Region II Championships, Chapel Hill, N.C.</i>			
Mar. 9	North Carolina	92	66
Mar. 10	Kentucky	76	60
Mar. 11	North Carolina State	64	62
<i>AIAW South Satellite Tournament, Cleveland, Miss.</i>			
Mar. 17	Maryland	69	75
Mar. 18	Valdosta State	80	83
■ 1979 - AIAW Third in the Nation			
<i>AIAW Region II Championships, Knoxville, Tenn.</i>			
Mar. 8	Clemson	89	61
Mar. 9	South Carolina	76	64
Mar. 10	Old Dominion	72	74
<i>AIAW East Satellite Tournament, Bronx, N.Y.</i>			
Mar. 16	Rutgers	79	69
Mar. 17	Fordham	76	54
<i>AIAW Championships, Greensboro, N.C.</i>			
Mar. 23	Louisiana Tech	84	102
Mar. 25	UCLA	104	86
■ 1980 - AIAW Runner-Up			
<i>AIAW Region II Championships, Knoxville, Tenn., and Columbia, S.C.</i>			
Mar. 5	Clemson	95	79
Mar. 7	South Carolina	67	54
Mar. 8	Old Dominion	67	68
<i>AIAW South Satellite Tournament, Knoxville, Tenn.</i>			
Mar. 15	Kansas State	84	64
Mar. 18	Maryland	93	76
<i>AIAW Championships, Mount Pleasant, Mich.</i>			
Mar. 21	South Carolina	75	72
Mar. 23	Old Dominion	53	68
■ 1981 - AIAW Runner-Up			
<i>AIAW Region II Championships, Knoxville, Tenn., and Norfolk, Va.</i>			
Mar. 10	Virginia	81	54
Mar. 13	Kentucky	58	49
Mar. 14	Old Dominion	65	64
<i>AIAW National Playoffs, Knoxville, Tenn.</i>			
Mar. 21	Illinois State	78	63
Mar. 24	Maryland	79	67
<i>AIAW Championships, Eugene, Ore.</i>			
Mar. 27	Old Dominion	68	65
Mar. 29	Louisiana Tech	59	79
■ 1982 - NCAA Third in the Nation			
<i>NCAA First Round, Knoxville, Tenn.</i>			
Mar. 13	Jackson State	72	56
<i>NCAA Midwest Regional Championships, Knoxville, Tenn.</i>			
Mar. 19	Memphis State	78	63
Mar. 21	Southern California (OT)	91	90
<i>NCAA Final Four, Norfolk, Va.</i>			
Mar. 26	Louisiana Tech	46	69
■ 1983			
<i>NCAA First Round, Knoxville, Tenn.</i>			
Mar. 19	South Carolina State	86	51
<i>NCAA Midwest Regional Championships, South Bend, Ind.</i>			
Mar. 25	Mississippi (3 OT)	90	83
Mar. 27	Georgia	63	67
■ 1984 - NCAA Runner-Up			
<i>NCAA First Round, Knoxville, Tenn.</i>			
Mar. 17	Middle Tennessee State	70	52
<i>NCAA Midwest Regional Championships, Knoxville, Tenn.</i>			
Mar. 23	Alabama	65	58
Mar. 25	Georgia	73	61
<i>NCAA Final Four, Los Angeles, Calif.</i>			
Mar. 30	Cheyney	82	73
Apr. 1	Southern California	61	72

Date	Opponent	UT	Opp
■ 1985			
<i>NCAA First Round, Knoxville, Tenn.</i>			
Mar. 16	Virginia	65	55
<i>NCAA Midwest Regional Championships, Bowling Green, Ky.</i>			
Mar. 22	Mississippi	60	63
■ 1986 - NCAA Third in the Nation			
<i>NCAA First Round, Knoxville, Tenn.</i>			
Mar. 16	Iowa	73	68
<i>NCAA Midwest Regional Championships, Iowa City, Iowa</i>			
Mar. 20	Georgia	85	82
Mar. 20	Louisiana State	67	65
<i>NCAA Final Four, Lexington, Ky.</i>			
Mar. 28	Southern California	59	83
■ 1987 - NCAA Champion			
<i>NCAA First Round, Knoxville, Tenn.</i>			
Mar. 15	Tennessee Tech	95	59
<i>NCAA Midwest Regional Championships, Knoxville, Tenn.</i>			
Mar. 19	Virginia	66	58
Mar. 21	Auburn	77	61
<i>NCAA Final Four, Austin, Texas</i>			
Mar. 27	Long Beach State	74	64
Mar. 29	Louisiana Tech	67	44
■ 1988 - NCAA Third in the Nation			
<i>NCAA Second Round, Knoxville, Tenn.</i>			
Mar. 18	Wake Forest	94	66
<i>NCAA East Regional Championships, Norfolk, Va.</i>			
Mar. 24	James Madison	72	52
Mar. 26	Virginia	84	76
<i>NCAA Final Four, Tacoma, Wash.</i>			
Apr. 1	Louisiana Tech	59	68
■ 1989 - NCAA Champion			
<i>NCAA Second Round, Knoxville, Tenn.</i>			
Mar. 18	LaSalle	91	61
<i>NCAA Midwest Regional Championships, Bowling Green, Ky.</i>			
Mar. 23	Virginia	80	47
Mar. 25	Long Beach State	94	80
<i>NCAA Final Four, Tacoma, Wash.</i>			
Mar. 31	Maryland	77	65
Apr. 2	Auburn	76	60
■ 1990			
<i>NCAA Second Round, Knoxville, Tenn.</i>			
Mar. 17	Old Dominion	87	68
<i>NCAA East Regional Championships, Norfolk, Va.</i>			
Mar. 22	Clemson	80	62
Mar. 24	Virginia (OT)	75	79
■ 1991 - NCAA Champion			
<i>NCAA Second Round, Knoxville, Tenn.</i>			
Mar. 17	SW Missouri State	55	47
<i>NCAA Midwest Regional Championships, Knoxville, Tenn.</i>			
Mar. 21	Western Kentucky	68	61
Mar. 23	Auburn	69	65
<i>NCAA Final Four, New Orleans, La.</i>			
Mar. 30	Stanford	68	60
Mar. 31	Virginia (OT)	70	67
■ 1992			
<i>NCAA Second Round, Knoxville, Tenn.</i>			
Mar. 21	Rutgers	97	56
<i>NCAA Midwest Regional Championships, West Lafayette, Ind.</i>			
Mar. 26	Western Kentucky	70	75
■ 1993			
<i>NCAA Second Round, Knoxville, Tenn.</i>			
Mar. 20	Northwestern	89	66
<i>NCAA Midwest Regional Championships, Iowa City, Iowa</i>			
Mar. 25	North Carolina	74	54
Mar. 27	Iowa	56	72
■ 1994			
<i>NCAA First Round, Knoxville, Tenn.</i>			
Mar. 16	North Carolina A&T	111	37
<i>NCAA Second Round, Knoxville, Tenn.</i>			
Mar. 19	Clemson	78	66

Date	Opponent	UT	Opp
<i>NCAA Midwest Regional Championships, Fayetteville, Ark.</i>			
Mar. 24	Louisiana Tech	68	71
■ 1995 - NCAA Runner-Up			
<i>NCAA First and Second Rounds, Knoxville, Tenn.</i>			
Mar. 16	Florida A&M	96	59
Mar. 18	Florida International	70	44
<i>NCAA Midwest Regional Championships, Knoxville, Tenn.</i>			
Mar. 23	Western Kentucky	87	65
Mar. 25	Texas Tech	80	59
<i>NCAA Final Four, Minneapolis, Minn.</i>			
Apr. 1	Georgia	73	51
Apr. 2	Connecticut	64	70
■ 1996 - NCAA Champion			
<i>NCAA First and Second Rounds, Knoxville, Tenn.</i>			
Mar. 16	Radford	97	56
Mar. 18	Ohio State	97	65
<i>NCAA East Regional Championships, Charlottesville, Va.</i>			
Mar. 23	Kansas	92	71
Mar. 25	Virginia	52	46
<i>NCAA Final Four, Charlotte, N.C.</i>			
Mar. 29	Connecticut (OT)	88	83
Mar. 31	Georgia	83	65
■ 1997 - NCAA Champion			
<i>NCAA First and Second Rounds, Knoxville, Tenn.</i>			
Mar. 15	Grambling State	91	54
Mar. 17	Oregon	76	59
<i>NCAA Midwest Regional Championships, Iowa City, Iowa</i>			
Mar. 22	Colorado	75	67
Mar. 24	Connecticut	91	81
<i>NCAA Final Four, Cincinnati, Ohio</i>			
Mar. 29	Notre Dame	80	66
Mar. 30	Old Dominion	68	59
■ 1998 - NCAA Champion			
<i>NCAA First and Second Rounds, Knoxville, Tenn.</i>			
Mar. 14	Liberty	102	58
Mar. 16	Western Kentucky	82	62
<i>NCAA Midwest Regional Championships, Nashville, Tenn.</i>			
Mar. 21	Rutgers	92	60
Mar. 23	North Carolina	76	70
<i>NCAA Final Four, Kansas City, Mo.</i>			
Mar. 27	Arkansas	86	58
Mar. 29	Louisiana Tech	93	75
■ 1999			
<i>NCAA First and Second Rounds, Knoxville, Tenn.</i>			
Mar. 13	Appalachian State	113	54
Mar. 15	Boston College	89	62
<i>NCAA East Regional Championships, Greensboro, N.C.</i>			
Mar. 20	Virginia Tech	68	52
Mar. 22	Duke	63	69
■ 2000 - NCAA Runner-Up			
<i>NCAA First and Second Rounds, Knoxville, Tenn.</i>			
Mar. 18	Furman	90	38
Mar. 20	Arizona	75	60
<i>NCAA Midwest Regional Championships, Memphis, Tenn.</i>			
Mar. 25	Virginia	77	56
Mar. 27	Texas Tech	57	44
<i>NCAA Final Four, Philadelphia, Pa.</i>			
Mar. 31	Rutgers	64	54
Apr. 2	Connecticut	52	71
■ 2001			
<i>NCAA First and Second Rounds, Knoxville, Tenn.</i>			
Mar. 16	Austin Peay	80	38
Mar. 18	St. Mary's (Calif.)	92	75
<i>NCAA Midwest Regional Championships, Birmingham, Ala.</i>			
Mar. 24	Xavier	65	80

GENERAL
STAFF
PLAYERS
REVIEW
HISTORY
FACILITIES
NCAA
SEC
RECORDS
MEDIA INFO



TENNESSEE IN THE POSTSEASON

Date Opponent UT Opp

■ 2002 – NCAA Third in the Nation

NCAA First and Second Rounds, Knoxville, Tenn.

Mar. 15	Georgia State	98	68
Mar. 17	Notre Dame	89	50

NCAA Midwest Regional Championships, Ames, Iowa

Mar. 23	Brigham Young	68	57
Mar. 25	Vanderbilt	68	63

NCAA Final Four, San Antonio, Texas

Mar. 29	Connecticut	56	79
---------	-------------	----	----

■ 2003 – NCAA Runner-Up

NCAA First and Second Rounds, Knoxville, Tenn.

Mar. 22	Alabama State	95	43
Mar. 24	Virginia	81	51

NCAA Midwest Regional Championships, Knoxville, Tenn.

Mar. 29	Penn State	86	58
Mar. 31	Villanova	73	49

NCAA Final Four, Atlanta, Ga.

Apr. 6	Duke	66	56
Apr. 8	Connecticut	68	73

■ 2004 – NCAA Runner-Up

NCAA First and Second Rounds, Tallahassee, Fla.

Mar. 20	Colgate	77	54
Mar. 22	DePaul	79	59

NCAA Midwest Regional Championships, Norman, Okla.

Mar. 28	Baylor	71	69
Mar. 30	Stanford	62	60

NCAA Final Four, New Orleans, La.

Apr. 4	LSU	52	50
Apr. 6	Connecticut	61	70

■ 2005 – NCAA Third in Nation

NCAA First and Second Rounds, Knoxville, Tenn.

Mar. 20	Western Carolina	94	43
Mar. 22	Purdue	75	54

NCAA Philadelphia East Regional Championships, Philadelphia, Pa.

Mar. 27	Texas Tech	75	59
Mar. 29	Rutgers	59	49

NCAA Final Four, Indianapolis, Ind.

Apr. 3	Michigan State	64	68
--------	----------------	----	----

■ 2006

NCAA First and Second Rounds, Norfolk, Va.

Mar. 19	Army	102	54
Mar. 21	George Washington	66	53

NCAA Cleveland Regional Championships, Cleveland, Ohio

Mar. 26	Rutgers	76	69
Mar. 28	North Carolina	63	75

■ 2007 – NCAA Champion

NCAA First and Second Rounds, Pittsburgh, Pa.

Mar. 18	Drake	76	37
Mar. 20	Pittsburgh	68	54

NCAA Dayton Regional Championships, Dayton, Ohio

Mar. 25	Marist	65	46
Mar. 27	Mississippi	98	62

NCAA Final Four, Cleveland, Ohio

Apr. 1	North Carolina	56	50
Apr. 3	Rutgers	59	46

■ 2008 – NCAA Champion

NCAA First and Second Rounds, West Lafayette, Ind.

Mar. 23	Oral Roberts	94	55
Mar. 25	Purdue	78	52

NCAA Oklahoma City Regional Championships, Oklahoma City, Okla.

Mar. 30	Notre Dame	74	64
Apr. 1	Texas A&M	53	45

NCAA Final Four, Tampa, Fla.

Apr. 6	LSU	47	46
Apr. 8	Stanford	64	48

■ 2009

NCAA First Round, Bowling Green, Ky.

Mar. 22	Ball State	55	71
---------	------------	----	----

Date Opponent UT Opp

■ 2010

NCAA First and Second Rounds, Knoxville, Tenn.

Mar. 20	Austin Peay	75	42
Mar. 22	Dayton	92	64

NCAA Memphis Regional Championships, Memphis, Tenn.

Mar. 27	Baylor	62	77
---------	--------	----	----

■ 2011

NCAA First and Second Rounds, Knoxville, Tenn.

Mar. 19	Stetson	99	34
Mar. 17	Marquette	79	70

NCAA Dayton Regional Championships, Dayton, Ohio

Mar. 26	Ohio State	85	75
Mar. 28	Notre Dame	59	73

■ 2012

NCAA First and Second Rounds, Chicago, Ill.

Mar. 17	UT-Martin	72	49
Mar. 20	DePaul	63	48

NCAA Des Moines Regional Championships, Des Moines, Iowa

Mar. 24	Kansas	84	73
Mar. 27	Baylor	58	77

UT RECORD VS. CONFERENCES

Of the Lady Vols' 135 games in the NCAA Tournament since 1982, Tennessee has faced 26 different conferences. Almost half of UT's total number of games have come against teams from the Southeastern Conference (15-2), the Atlantic Coast Conference (16-3) and the Big East (15-6). The breakdown:

Atlantic Coast (16-3)	Mountain West (1-0)
Atlantic Sun (2-0)	Ohio Valley (5-0)
Atlantic 10 (6-1)	Pac 10 (6-2)
Big Ten (7-2)	Patriot (2-0)
Big 12 (8-2)	Southeastern (15-2)
Big East (15-6)	Southern (3-0)
Big South (2-0)	Southwestern Athletic (3-0)
Colonial (2-0)	Summit League (1-0)
Conference USA (2-0)	Sun Belt (5-4)
Metro-Atlantic (1-0)	Trans-American (1-0)
Mid-American (0-1)	West Coast (1-0)
Mid-Eastern Athletic (3-0)	Western Collegiate (2-0)
Missouri Valley (2-0)	Independent (1-0)

► UT RECORD VS. OPPONENTS

Tennessee has played 75 different opponents in 135 NCAA playoff games since 1982 and sports a 112-23 record. The Lady Vols have compiled the following records against the opposition:

Alabama (1-0), Alabama State (1-0), Appalachian St. (1-0), Arizona (1-0), Arkansas (1-0), Army (1-0), Auburn (3-0), Austin Peay (2-0), Ball State (0-1), Baylor (1-2), Boston College (1-0), Brigham Young (1-0), Cheyney (1-0), Clemson (2-0), Colgate (1-0), Colorado (1-0), Connecticut (2-5), Dayton (1-0), DePaul (2-0), Drake (1-0), Duke (1-1), Fla. A&M (1-0), Fla. Intl. (1-0), Furman (1-0), George Washington (1-0), Georgia (4-1), Georgia State (1-0), Grambling (1-0), Iowa (1-1), Jackson State (1-0), James Madison (1-0), Kansas (2-0), LaSalle (1-0), Liberty (1-0), Long Beach (2-0), Louisiana State (3-0), Louisiana Tech (2-3), Marist (1-0), Marquette (1-0), Maryland (1-0), Memphis (1-0), Michigan State (0-1), Middle Tennessee (1-0), Mississippi (2-1), North Carolina (3-1), North Carolina A&T (1-0), Northwestern (1-0), Notre Dame (3-1), Ohio State (2-0), Old Dominion (2-0), Oral Roberts (1-0), Oregon (1-0), Penn State (1-0), Pittsburgh (1-0), Purdue (2-0), Radford (1-0), Rutgers (6-0), South Carolina State (1-0), Southern California (1-2), Southwest Missouri (1-0), Stanford (3-0), Stetson (1-0), St. Mary's (CA) (1-0), Tennessee-Martin (1-0), Tennessee Tech (1-0), Texas A&M (1-0), Texas Tech (3-0), Vanderbilt (1-0), Villanova (1-0), Virginia (8-1), Virginia Tech (1-0), Wake Forest (1-0), Western Carolina (1-0), Western Kentucky (3-1) and Xavier (0-1).

TOP FIVE COACHES BY NCAA FINAL FOUR APPEARANCES

RK.	COACH	SCHOOL	APP	W-L	AT FINAL FOUR
1.	PAT HEAD SUMMITT	TENNESSEE	18	21-10	Eight titles (1987, '89, '91, '96, '97, '98, '07, '08)
2.	Geno Auriemma	Connecticut	13	14-5	Seven titles (1995, '00, '02, '03, '04, '09, '10)
3.	Tara VanDerveer	Stanford	10	6-8	Two titles (1990, '92)
4.	Leon Barmore	Louisiana Tech	9	6-8	One title (1988)
5.	Andy Landers	Georgia	5	2-5	No titles

TOP FIVE TEAMS IN THE NCAA TOURNAMENT BY TOTAL GAMES PLAYED

RK.	SCHOOL	GAMES	W-L	YEARS	1st	2nd	3rd
1.	TENNESSEE	135	112-23	31	8	5	5
2.	Connecticut	102	85-17	24	7	0	5
4.	Stanford	93	69-24	26	2	2	7
3.	Louisiana Tech	90	65-25	27	2	4	4
5.	Georgia	81	52-29	29	0	2	3

NCAA TOURNAMENT HONORS

FINAL FOUR MVP

2008 - Candace Parker
2007 - Candace Parker
1998 - Chamique Holdsclaw
1997 - Chamique Holdsclaw
1996 - Michelle Marciniak
1989 - Bridgette Gordon
1987 - Tonya Edwards

FINAL FOUR ALL-TOURNAMENT

2008 - Candace Parker, Nicky Anosike, Shannon Bobbitt
2007 - Candace Parker, Nicky Anosike, Shannon Bobbitt
2004 - Shanna Zolman
2003 - Gwen Jackson, Kara Lawson
2000 - Tamika Catchings
1998 - Chamique Holdsclaw, Tamika Catchings, Kellie Jolly
1997 - Chamique Holdsclaw, Kellie Jolly
1996 - Michelle Marciniak, Chamique Holdsclaw, Tiffani Johnson
1995 - Nikki McCray
1991 - Dena Head, Daedra Charles
1989 - Bridgette Gordon, Sheila Frost
1987 - Tonya Edwards, Bridgette Gordon
1984 - Mary Ostrowski

EAST REGIONAL MVP

1996 - Latina Davis
1989 - Bridgette Gordon
1988 - Dawn Marsh

EAST REGIONAL ALL-TOURNAMENT

1999 - Chamique Holdsclaw, Tamika Catchings
1996 - Latina Davis, Michelle Marciniak, Chamique Holdsclaw
1990 - Daedra Charles, Dena Head
1989 - Bridgette Gordon, Sheila Frost
1988 - Dawn Marsh, Bridgette Gordon

MIDEAST REGIONAL MVP

2003 - Gwen Jackson
2000 - Tamika Catchings
1998 - Chamique Holdsclaw
1995 - Nikki McCray
1991 - Kelli Casteel
1987 - Bridgette Gordon
1986 - Shelley Sexton
1984 - Mary Ostrowski
1982 - Shelia Collins

MIDEAST REGIONAL ALL-TOURNAMENT

2003 - Shyra Ely, Gwen Jackson, Kara Lawson
2000 - Tamika Catchings, Semeka Randall
1998 - Chamique Holdsclaw, Semeka Randall
1995 - Nikki McCray, Dana Johnson, Michelle Marciniak
1994 - Nikki McCray
1993 - Tiffany Woosley, Lisa Harrison
1991 - Kelli Casteel, Daedra Charles, Jody Adams
1987 - Bridgette Gordon, Sheila Frost
1986 - Shelley Sexton, Sheila Frost
1985 - Shelia Collins
1984 - Mary Ostrowski, Tanya Haave
1983 - Tanya Haave
1982 - Shelia Collins

MIDWEST REGIONAL MVP

1997 - Chamique Holdsclaw

MIDWEST REGIONAL ALL-TOURNAMENT

2004 - Tasha Butts, Shyra Ely, LaToya Davis
2002 - Shyra Ely, Gwen Jackson
1997 - Chamique Holdsclaw, Kellie Jolly, Pashen Thompson

PHILADELPHIA REGIONAL ALL-TOURNAMENT

2005 - Shyra Ely, Shanna Zolman

CLEVELAND REGIONAL ALL-TOURNAMENT

2006 - Candace Parker, Shanna Zolman

DAYTON REGIONAL MVP

2007 - Candace Parker

DAYTON REGIONAL ALL-TOURNAMENT

2007 - Candace Parker, Shannon Bobbitt
2011 - Shekinna Stricklen

OKLAHOMA CITY REGIONAL MVP

2008 - Candace Parker

OKLAHOMA CITY REGIONAL ALL-TOURNAMENT

2008 - Candace Parker, Alexis Hornbuckle

DES MOINES REGIONAL ALL-TOURNAMENT

2012 - Glory Johnson, Shekinna Stricklen

THE FEW. THE PROUD. THE NCAA CHAMPIONS.

The few. The proud. The NCAA Champions. During Pat Head Summitt's tenure as head coach (1974-2012), only 161 women were selected to wear the Orange and White of the University of Tennessee Lady Volunteers.

Fifty-eight players of 161 (through the 2011-12 season) have earned the distinction of being an "NCAA Champion" during their playing days at the University of Tennessee. That's practically 40 percent! And that is truly remarkable. Additionally, forty percent of the 58 players have brought home two or more titles.

A total of 12 coaches have helped to bring the eight titles to the Knoxville campus. The common denominator of the eight championships with coach Summitt was (then) associate head coach Holly Warlick. In her first tenure with the Lady Vols, Mickie DeMoss claimed six rings (1987, 1989, 1991, 1996, 1997 and 1998). Former assistants Al Brown (1996, 1997 and 1998) and Nikki Caldwell (2007, 2008) are the only former aides with numerous titles. Current assistant Dean Lockwood picked up his first national titles as a Lady Vol coach in 2007 and 2008. Seven graduate assistant coaches have had the opportunity to experience one title each.

Player	Year(s)	Player	Year(s)
Jody Adams	1991	Chamique Holdsclaw	1996, 97, 98
Nicky Anosike	2007, 08	Alexis Hornbuckle	2007, 08
Alberta Auguste	2007, 08	Karla Horton	1987
Vicki Baugh	2008	Marlene Jeter	1991
Angie Bjorklund	2008	Tiffani Johnson	1996, 97
Shannon Bobbitt	2007, 08	Kellie Jolly	1996, 97, 98
Niya Butts	1997, 98	Brynae Laxton	1996, 97, 98
Kelley Cain	2008	Cheryl Littlejohn	1987
Nikki Caldwell	1991	Michelle Marciniak	1996
Tamara Carver	1991	Dawn Marsh	1987
Kelli Casteel	1989, 91	Melissa McCray	1987, 89
Tamika Catchings	1998	Carla McGhee	1987, 89
Daedra Charles	1989, 91	Cait McMahan	2007, 08
Regina Clark	1989, 91	Laurie Milligan	1996, 97, 98
Kristen "Ace" Clement	1998	Sabrina Mott	1987
Abby Conklin	1996, 97	Candace Parker	2007, 08
Elizabeth Curry	2007	Semeka Randall	1998
Latina Davis	1996	Dominique Redding	2007
Tonya Edwards	1987, 89	Debbie Scott	1989
Kyra Elzy	1997, 98	Shelley Sexton	1987
Peggy Evans	1991	Sydney Smallbone	2008
Sheila Frost	1987, 89	Kim Smallwood	1996
Alex Fuller	2007, 08	Sidney Spencer	2007
Teresa Geter	1998	Kathy Spinks	1987
Bridgette Gordon	1987, 89	LaShonda Stephens	1997, 98
Misty Greene	1996, 97, 98	Pashen Thompson	1996, 97
Lisa Harrison	1991	Gay Townson	1987
Debbie Hawhee	1989, 91	Jennifer Tuggle	1987
Dena Head	1989, 91	Lisa Webb	1987

Staff	Position	Year(s)
Al Brown	Asst. Coach	1996, 97, 98
Nikki Caldwell	Asst. Coach	2007, 08
Elizabeth Curry	Grad Asst. Coach	2008
Mickie DeMoss	Assoc. Head Coach	1987, 89, 91, 96, 97, 98
Angela Lawson	Grad Asst. Coach	1991
Dean Lockwood	Asst. Coach	2007, 08
Dawn Marsh	Grad Asst. Coach	1989
Shelley Sexton	Grad Asst. Coach	1989
Pat Summitt	Head Coach	1987, 89, 91, 96, 97, 98, 07, 08
Pam Tanner	Grad Asst. Coach	1991
Heidi VanDerveer	Grad Asst. Coach	1987
Holly Warlick	Asst. Coach	1987, 89, 91, 96, 97, 98
	Assoc. Head Coach	2007, 08
Lisa Webb	Grad Asst. Coach	1989

GENERAL

STAFF

PLAYERS

REVIEW

HISTORY

FACILITIES

NCAA

SEC

RECORDS

MEDIA INFO



NCAA STATS /// MISCELLANEOUS NCAA ACCOMPLISHMENTS

- Tennessee has played in the most NCAA Tournament games (135)
- Tennessee has recorded the most NCAA Tournament wins (112)
- Tennessee has the second best winning percentage in NCAA Tournament games (.830)
- Tennessee is the only team to appear in all 31 NCAA Tournaments
- Tennessee's 18 Final Four appearances rank it first among all programs.
- UT's Chamique Holdsclaw is the NCAA's all-time leading tournament scorer (1996-99). She played in 22 tournament games and scored 479 points (21.8 ppg). Candace Parker finished her career ranked ninth on the all-time scoring list, with 332 points (20.8) in just 16 NCAA games.
- Five Lady Vols have been the tournament's leading scorer on seven occasions -- Mary Ostrowski (1984), Bridgette Gordon (1987, 1989), Dana Johnson (1995), Chamique Holdsclaw (1997, 1998), and Tamika Catchings (2000).
- Six Lady Vols have been the tournament's leading rebounder on six occasions -- Mary Ostrowski (1984), Sheila Frost (1987), Dædra Charles (1991), Chamique Holdsclaw (1998), Tamika Catchings (2000), and Gwen Jackson (2003).
- Chamique Holdsclaw is tied for second (198-9.0), Nicky Anosike is tied for seventh (164-7.9), Sheila Frost ranks ninth (162-9.0 rpg), and Tamika Catchings and Bridgette Gordon are tied for 14th (142-7.9/142-7.9) among the tournament's all-time rebounding leaders.
- Bridgette Gordon holds the record for the most free throws made in a tournament game (17-20) in the 1989 East Regional finals versus Long Beach State.
- Alexis Hornbuckle finished her career tied for second for most steals in NCAA Tournament games (56).
- Candace Parker (40) and Nicky Anosike (37) finished in sixth and tied tenth, respectively in NCAA Tournament games for career blocks.
- The Lady Vols recorded the largest victory margin (74 points) in the NCAA Tournament with a 111-37 victory over N.C. A&T in 1994.
- In the 1997 tournament, Kellie Jolly tied the record for the most assists in the Final Four (20) with Texas' Kamie Ethridge in 1986 and established the mark for most assists in the title game (11).
- Abby Conklin in 1996 and Kellie Jolly in 1998 each recorded the NCAA's highest three-point field goal percentage in a title game by hitting 4-of-5 shots from behind the arc for 80 percent.
- A total of 95 Lady Vol team members have participated/played in the Final Four, which ranks first among all schools.
- Tennessee's 28-point victory over Arkansas in 1998 is the largest ever in a Final Four semifinal game.

YEAR-BY-YEAR /// LADY VOL 36-YEAR RECORD

AP RANKING	TEAMS PLAYED IN TOURNAMENT (RANKING)	RECORD	FINISH
2012	9th (27-9)	UT-Martin, DePaul, Kansas, #1 Baylor	3-1 2nd DMR
2011	4th (34-3)	#10 Notre Dame, #18 Ohio State, #25 Marquette, Stetson	3-1 2nd DR
2010	3rd (32-3)	Austin Peay, Dayton, #14 Baylor	2-1 3rd MR
2009	18th (22-11)	Ball State	0-1 First Round
2008	3rd (36-2)	#4 Stanford, #6 LSU, #8 Texas A&M, #15 Notre Dame, Purdue, Oral Roberts	6-0 NCAA Champs
2007	3rd (34-3)	#15 Rutgers, #2 North Carolina, Mississippi, Marist, Pittsburgh, Drake	6-0 NCAA Champs
2006	6th (31-5)	#1 North Carolina, #9 Rutgers, George Washington, Army	3-1 2nd CR
2005	3rd (30-5)	#7 Michigan State, #9 Rutgers, #14 Texas Tech, Purdue, W. Carolina	4-1 3rd NCAA
2004	2nd (31-4)	#6 UConn, #19 LSU, #10 Stanford, #15 Baylor, #25 DePaul, Colgate	5-1 2nd NCAA
2003	4th (33-5)	#1 UConn, #2 Duke, #11 Villanova, #15 Penn State, UVA, Alabama St.	5-1 2nd NCAA
2002	6th (29-5)	#1 UConn, #4 Vandy, Brigham Young, Notre Dame, Georgia State	4-1 3rd NCAA
2001	3rd (31-3)	#12 Xavier, St. Mary's College, Austin Peay	2-1 3rd MER
2000	2nd (33-4)	#1 UConn, #8 Rutgers, #11 Texas Tech, #19 UVA, #21 Ariz., Furman	5-1 2nd NCAA
1999	2nd (31-3)	#10 Duke, #13 Virginia Tech, Boston College, Appalachian St.	3-1 2nd ER
1998	1st (39-0)	#4 La. Tech, Ark., #7 UNC, Rutgers, #15 W. Ky., Liberty	6-0 NCAA Champs
1997	10th (29-10)	#2 ODU, #15 N. Dame, #1 UConn, #18 Colo., Ore., Grambling	6-0 NCAA Champs
1996	1st (32-4)	#5 Ga., #2 UConn, #11 UVA, #20 Kansas, Ohio St., Radford	6-0 NCAA Champs
1995	3rd (34-3)	#1 UConn, #12 Ga., #5 Texas Tech, #8 W. Ky., Fla. Int., Fla. A&M	5-1 2nd NCAA
1994	1st (30-2)	#6 La. Tech, North Carolina A&T, Clemson	2-1 3rd MER
1993	2nd (28-3)	#4 Iowa, #18 UNC, Northwestern	2-1 2nd MER
1992	2nd (28-3)	#15 Western Kentucky, Rutgers	1-1 3rd MER
1991	4th (30-5)	#2 UVA, #11 Stanford, #6 Auburn, #10 W. Ky., S.W. Mo. St.	5-0 NCAA Champs
1990	4th (27-6)	#12 UVA, NR Clemson, ODU	2-1 2nd ER
1989	1st (35-2)	#2 Auburn, #15 Maryland, #7 Long Beach St., UVA, #18 LaSalle	5-0 NCAA Champs
1988	1st (31-3)	#5 La. Tech, #10 UVA, #14 James Madison, Wake Forest	3-1 3rd NCAA
1987	7th (28-6)	#3 La. Tech, #4 Long Beach St., #2 Auburn, #11 UVA, Tenn. Tech	5-0 NCAA Champs
1986	15th (24-10)	#3 So. Cal, #9 LSU, #2 Georgia, #14 Iowa	3-1 3rd NCAA
1985	13th (22-10)	#6 Ole Miss, UVA	1-1 3rd MER
1984	15th (23-10)	#5 So. Cal, #9 Cheney, #3 Georgia, #12 Ala., MTSU	4-1 2nd NCAA
1983	10th (25-8)	#8 Georgia, #13 Ole Miss, South Carolina St.	2-1 2nd MER
1982	4th (22-10)	#1 La. Tech, #6 So. Cal, #17 Memphis St., Jackson St.	3-1 3rd NCAA
1981	2nd (25-6)	#1 La. Tech, #3 ODU, #8 Maryland, #15 Ill. St.	3-1 2nd AIAW
1980	2nd (33-5)	#1 ODU, #4 So. Carolina, #6 Maryland, #13 Kansas State	3-1 2nd AIAW
1979	3rd (30-9)	#6 UCLA, #2 La. Tech, #19 Fordham, #7 Rutgers	3-1 3rd AIAW
1978	1st (27-4)	#8 Valdosta St., #6 Maryland	0-2 4th SER
1977	5th (28-5)	#2 Immaculata, #1 Delta St., #20 Kansas State, #17 Mich. St.	3-1 3rd AIAW

RETURNEES IN THE NCAA TOURNAMENT

■ CIERRA BURDICK'S CAREER NCAA TOURNAMENT STATS

Opponent	GP	GS	Min	FG FGA	Pct	3FG FGA	Pct	FT FTA	Pct	Off	Def	Tot	Avg	PF-FO	A	TO	Blk	Stl	Pts	Avg
UT-Martin	1	0	15	0 3	.000	0 0	.000	0 0	.000	0	2	2	2.0	1-0	0	0	1	0	0	0.0
DePaul	1	0	8	1 4	.250	0 0	.000	0 0	.000	2	2	4	3.0	1-0	0	1	2	0	2	1.0
Kansas	1	0	5	0 2	.000	0 0	.000	0 0	.000	2	0	2	2.7	2-0	0	0	0	1	0	0.7
Baylor	1	0	3	0 1	.000	0 0	.000	0 0	.000	0	1	1	2.3	0-0	0	0	0	0	0	0.5
2012	4	0	31	1 10	.100	0 0	.000	0 0	.000	4	5	9	2.3	4-0	0	1	3	1	2	0.5
Career	4	0	31	1 10	.100	0 0	.000	0 0	.000	4	5	9	2.3	4-0	0	1	3	1	2	0.5

■ ISABELLE HARRISON'S CAREER NCAA TOURNAMENT STATS

Opponent	GP	GS	Min	FG FGA	Pct	3FG FGA	Pct	FT FTA	Pct	Off	Def	Tot	Avg	PF-FO	A	TO	Blk	Stl	Pts	Avg
UT-Martin	1	0	11	1 2	.500	0 0	.000	1 4	.250	1	3	4	4.0	1-0	0	0	1	1	3	3.0
Baylor	1	0	6	1 3	.333	0 0	.000	0 0	.000	1	1	2	3.0	5-1	0	0	0	0	2	2.5
2012	2	0	17	2 5	.400	0 0	.000	1 4	.250	2	4	6	3.0	6-1	0	0	1	1	5	2.5
Career	2	0	17	2 5	.400	0 0	.000	1 4	.250	2	4	6	3.0	6-1	0	0	1	1	5	2.5

■ ARIEL MASSENGALE'S CAREER NCAA TOURNAMENT STATS

Opponent	GP	GS	Min	FG FGA	Pct	3FG FGA	Pct	FT FTA	Pct	Off	Def	Tot	Avg	PF-FO	A	TO	Blk	Stl	Pts	Avg
UT-Martin	1	0	17	3 6	.500	2 4	.500	0 0	.000	1	1	2	2.0	2-0	4	0	0	0	8	8.0
DePaul	1	0	30	0 3	.000	0 1	.000	4 4	1.000	0	0	0	1.0	1-0	3	5	1	0	4	6.0
Kansas	1	0	35	3 7	.429	2 3	.667	4 4	1.000	0	3	3	1.7	2-0	5	2	0	2	12	8.0
Baylor	1	0	27	2 5	.400	0 1	.000	0 0	.000	0	0	0	1.3	2-0	1	2	1	0	4	7.0
2012	4	0	109	8 21	.381	4 9	.444	8 8	1.000	1	4	5	1.3	7-0	13	9	2	2	28	7.0
Career	4	0	109	8 21	.381	4 9	.444	8 8	1.000	1	4	5	1.3	7-0	13	9	2	2	28	7.0

■ MEIGHAN SIMMONS' CAREER NCAA TOURNAMENT STATS

Opponent	GP	GS	Min	FG FGA	Pct	3FG FGA	Pct	FT FTA	Pct	Off	Def	Tot	Avg	PF-FO	A	TO	Blk	Stl	Pts	Avg
Stetson	1	1	17	4 10	.400	1 3	.333	0 0	.000	1	0	1	1.0	2-0	2	0	0	0	9	9.0
Marquette	1	1	35	7 10	.700	2 4	.500	2 3	.667	0	2	2	1.5	2-0	3	1	0	0	18	13.5
Ohio State	1	1	40	7 13	.538	2 4	.500	2 4	.500	0	5	5	2.7	0-0	5	2	2	2	18	15.0
Notre Dame	1	1	19	1 11	.091	0 5	.000	0 0	.000	0	1	1	2.3	3-0	1	4	0	1	2	11.8
2011	4	4	111	19 44	.432	5 16	.313	4 7	.571	1	8	9	2.3	7-0	11	7	2	3	47	11.8
UT-Martin	1	0	21	7 13	.538	4 7	.571	2 2	1.000	0	2	2	2.0	1-0	0	0	1	2	20	20.0
DePaul	1	0	21	4 11	.364	2 7	.286	3 4	.750	0	1	1	1.5	1-0	0	0	0	1	13	16.5
Kansas	1	0	32	9 18	.500	2 8	.250	2 2	1.000	1	3	4	2.3	1-0	0	1	0	1	22	18.3
Baylor	1	0	23	2 11	.182	0 3	.000	1 1	1.000	3	3	6	3.3	2-0	1	1	1	0	5	15.0
2012	4	0	97	22 53	.415	8 25	.320	8 9	.889	4	9	13	3.3	5-0	1	2	2	4	60	15.0
Career	8	4	208	41 97	.423	13 41	.317	12 16	.750	5	17	22	2.8	12-0	12	9	4	7	107	13.4

■ TABER SPANI'S CAREER NCAA TOURNAMENT STATS

Opponent	GP	GS	Min	FG FGA	Pct	3FG FGA	Pct	FT FTA	Pct	Off	Def	Tot	Avg	PF-FO	A	TO	Blk	Stl	Pts	Avg
Austin Peay	1	0	20	4 7	.571	1 2	.500	0 0	.000	1	1	2	2.0	2-0	2	3	1	1	9	9.0
Dayton	1	0	16	7 8	.875	3 3	1.000	0 2	.000	2	1	3	2.5	0-0	2	1	0	1	17	13.0
Baylor	1	0	18	2 5	.400	2 5	.400	0 0	.000	2	0	2	2.3	3-0	0	1	0	2	6	10.7
2010	3	0	54	13 20	.650	6 10	.600	0 2	.000	5	2	7	2.3	5-0	4	5	1	4	32	10.7
Stetson	1	1	19	3 5	.600	0 1	.000	2 2	1.000	1	8	9	9.0	0-0	2	2	1	0	8	8.0
Marquette	1	1	17	3 3	1.000	1 1	1.000	0 0	.000	2	1	3	6.0	1-0	1	0	0	1	7	7.5
Ohio State	1	0	18	3 6	.500	0 1	.000	0 0	.000	1	3	4	5.3	0-0	2	0	0	1	6	7.0
Notre Dame	1	1	28	4 9	.444	3 6	.500	2 2	1.000	3	4	7	5.8	2-0	1	2	0	0	13	8.5
2011	4	3	82	13 23	.565	4 9	.444	4 4	1.000	7	16	23	5.8	3-0	6	4	1	2	34	8.5
UT-Martin	1	0	16	1 3	.333	1 3	.333	0 0	.000	1	3	4	4.0	0-0	1	1	0	0	3	3.0
DePaul	1	0	14	0 3	.000	0 2	.000	0 0	.000	1	0	1	2.5	0-0	1	0	0	1	0	1.5
Kansas	1	0	5	1 2	.500	1 2	.500	0 0	.000	0	0	0	1.7	1-0	1	1	0	0	3	2.0
Baylor	1	0	7	0 3	.000	0 2	.000	2 2	1.000	1	1	2	1.8	1-0	1	0	0	0	2	2.0
2012	4	0	42	2 11	.182	2 9	.222	2 2	1.000	3	4	7	1.8	2-0	4	2	0	1	8	2.0
Career	11	0	132	28 54	.519	12 28	.429	6 8	.750	15	22	37	3.4	10-0	14	11	2	7	74	6.7

■ KAMIKO WILLIAMS' CAREER NCAA TOURNAMENT STATS

Opponent	GP	GS	Min	FG FGA	Pct	3FG FGA	Pct	FT FTA	Pct	Off	Def	Tot	Avg	PF-FO	A	TO	Blk	Stl	Pts	Avg
Austin Peay	1	0	19	2 5	.400	0 0	.000	0 0	.000	0	1	1	1.0	0-0	2	1	0	0	4	4.0
Dayton	1	0	12	3 7	.429	0 1	.000	0 0	.000	0	2	2	1.5	2-0	1	1	0	1	6	5.0
Baylor	1	0	1	0 1	.000	0 0	.000	0 0	.000	0	0	0	1.0	0-0	0	1	0	0	0	3.3
2010	3	0	32	5 13	.385	0 1	.000	0 0	.000	0	3	3	1.0	2-0	3	3	0	1	10	3.3
Stetson	1	0	15	1 3	.333	0 1	.000	0 0	.000	0	4	4	4.0	0-0	3	0	0	0	2	2.0
Marquette	1	0	13	3 4	.750	0 0	.000	0 0	.000	0	0	0	0.0	3-0	1	3	1	1	6	4.0
Ohio State	1	0	10	3 6	.500	0 0	.000	0 0	.000	1	2	3	2.3	2-0	0	0	0	0	6	4.7
Notre Dame	1	0	20	2 9	.222	0 1	.000	1 2	.500	1	1	2	2.3	1-0	2	4	0	0	5	4.8
2011	4	0	58	9 22	.409	0 2	.000	1 2	.500	2	7	9	2.3	6-0	6	7	1	1	19	4.8
UT-Martin	1	0	17	2 3	.667	0 1	.333	0 0	.000	1	5	6	6.0	1-0	3	1	1	0	4	4.0
DePaul	1	0	4	0 1	.000	0 0	.000	0 0	.000	0	1	1	3.5	1-0	0	0	0	0	0	2.0
Kansas	1	0	6	1 2	.500	0 0	.000	2 2												

LADY VOL NCAA TOURNAMENT RECORDS

INDIVIDUAL RECORDS

MOST FG: 15, Chamique Holdsclaw, Boston College, 3-15-99, Second Round, UT 89-62
MOST FGA: 27, Candace Parker, LSU, 4-6-08, Semifinal, UT 47-46; Chamique Holdsclaw, W.Kentucky, 3-16-98, Second Round, UT 82-62
FG%: (min. 10 att) .827 (14-17), Dana Johnson, Fla. A&M, 3-16-95, First Round, UT 96-59
MOST 3pt FG: 5, Shanna Zolman, Rutgers, 3-26-06, CRS, UT 76-69 and Army, 3-19-06, First Round, UT 102-54 and Western Carolina, 3-20-05, First Round, UT 94-43
MOST 3pt FGA: 13, Shanna Zolman, George Washington, 3-21-06, Second Round, UT 66-53
3pt FG%: .800 (4-5), Kellie Jolly, La. Tech, 3-29-98, Championship, UT 93-75; Shanna Zolman, DePaul, 3-22-04, Second Round, UT 79-59; Angie Bjorklund, Stetson, 3-19-11, UT 99-34
MOST FT: 17, Bridgette Gordon, Long Beach St., 3-25-89, ERC, UT 94-80
MOST FTA: 20, Bridgette Gordon, Long Beach St., 3-25-89, ERC, UT 94-80
FT%: 1.000 (8-8), Kristen "Ace" Clement, St. Mary's, 3-18-01, Second Round, UT 92-75
MOST REBOUNDS: 22, Daedra Charles, SW Missouri, 3-16-91, Second Round, UT 55-47
MOST POINTS: 39, Chamique Holdsclaw, Boston College, 3-15-99, Second Round, UT 89-62
MOST ASSISTS: 12, Dawn Marsh, Georgia, 3-20-86, MERC, UT 85-82
MOST BLOCKS: 7, Michelle Snow, Rutgers, 3-31-00, Semifinal, UT 64-54
MOST STEALS: 8, Alexis Hornbuckle, Purdue 3-25-08, Second Round, UT 78-52

TEAM RECORDS

MOST FG: 44, Appalachian St., 3-13-99, First Round, UT 113-54
MOST FGA: 84, Radford, 3-16-96, First Round, UT 97-56
BEST FG%: .609 (39-64), Tennessee Tech, 3-15-87, Second Round, UT 95-59

MOST 3pt FG: 12, Oral Roberts, 3-23-08, First Round, UT 94-55
MOST 3pt FGA: 29, Oral Roberts, 3-23-08, First Round, UT 94-55
BEST 3pt FG%: .800 (4-5), Florida A&M, 3-16-95, First Round, UT 95-69
MOST FT: 38, Long Beach St., 3-25-89, ERC, UT 94-80
MOST FTA: 48, Long Beach St., 3-25-89, ERC, UT 94-80
BEST FT%: 1.000 (9-9), USC, 4-1-84, Championship, USC 72-61
MOST REBOUNDS: 64, South Carolina St., 3-19-83, First Round, UT 86-51
MOST FOULS: 30, Mississippi, 3-22-85, MERS, Mississippi, 63-60
MOST POINTS: 113, Appalachian St., 3-13-99, First Round, UT 113-54
MOST ASSISTS: 31, Florida A&M, 3-16-95, First Round, UT 96-59
MOST TURNOVERS: 29, Grambling St., 3-17-97, First Round, UT 91-54
MOST BLOCKS: 12, Colgate, 3-20-04, First Round, UT 77-54
MOST STEALS: 23, Radford, 3-16-96, First Round, UT 97-56
FEWEST FG: 13, Rutgers, 3-29-05, PRC, UT 59-49
FEWEST FGA: 41, Texas A&M, 4-1-08, OKCC, UT 53-45
LOWEST FG%: .270 (17-63), North Carolina, Semifinal, 4-1-07 UT 56-50
FEWEST 3pt FG: 0, against 13 opponents
FEWEST 3pt FGA: 0, against four opponents
LOWEST 3pt FG%: .000, against 13 opponents
FEWEST FT: 2, LSU, 4-6-08, Semifinals, UT 47-46
FEWEST FTA: 5, DePaul, 3-19-12, Second Round, UT 63-48
LOWEST FT%: .222 (2-9), Virginia Tech, 3-20-99, ERS, UT 68-52
FEWEST REBOUNDS: 29, Rutgers, 3-26-06, CRS, UT 76-69; 29, Old Dominion, 3-30-97, Championship, UT 68-59
FEWEST FOULS: 5, Villanova, 3-31-03, MERC, UT 73-49
FEWEST POINTS: 46, La. Tech, 3-26-82, Semifinal, La. Tech 69-46
FEWEST ASSISTS: 4, LSU, 4-4-04, Semifinals, UT 52-50
FEWEST TURNOVERS: 5, Villanova, 3-31-03, MERC, UT 73-49
FEWEST BLOCKS: 0, against 17 opponents
FEWEST STEALS: 2, Stanford, 3-30-91, Semifinal, UT 68-60

LADY VOL OPPONENT NCAA TOURNAMENT RECORDS

INDIVIDUAL RECORDS


MOST FG: 14, Nicole Powell, Stanford, 3-30-04, MWRC, UT 62-60; Tanya Hansen, Rutgers, 3-21-92, Second Round, UT 97-56
MOST FGA: 30, Cheryl Taylor, Tennessee Tech, 3-15-87, Second Round, UT 95-59
FG%: (min. 10 att) .733 (11-15), Tracey Sneed, LaSalle, 3-18-89, Second Round, UT 91-61
MOST 3pt FG: 6, Sharon Wilkerson, Liberty, 3-14-98, Second Round, UT 102-58
MOST 3pt FGA: 18, Erin Thorn, Brigham Young, 3-23-02, MWRS, UT 68-57
3pt FG%: (twice, most recent) 1.000 (3-3), Kimetria Hayden, Baylor, 3-26-12, DMRC, Baylor 77-58
MOST FT: 12, Pam Kelly, Louisiana Tech, 3-26-82, Semifinal, La. Tech 69-46
MOST FTA: 14, Pam Kelly, Louisiana Tech, 3-26-82, Semifinal, La. Tech 69-46
FT%: 1.000 (9-9), Carolyn Jones, Auburn, 3-23-91, MWRC, UT 69-65
MOST REBOUNDS: 20, Sylvia Fowles, LSU, 4-6-08, Semifinal, UT 47-46
MOST POINTS: 37, Teresa Edwards, Georgia, 3-20-86, MERS, UT 85-82
MOST ASSISTS: 11, Corrie Mizusawa, St. Mary's, 3-18-01, Second Round, UT 92-75
MOST BLOCKS: 10, Brittney Griner, Baylor, 3-27-10, MRS, BU 77-62
MOST STEALS: 8, Tisha Penicheiro, Old Dominion, 3-30-97, Championship, UT 68-59

TEAM RECORDS

MOST FG: 35, Long Beach State, 3-25-89, ERC, UT 94-80
MOST FGA: 82, Cheyney State, 3-30-84, Semifinal, UT 82-73
BEST FG%: .536, Louisiana Tech, 3-24-94, MERS, Louisiana Tech 71-68
MOST 3pt FG: 10, Connecticut, 4-8-03, Championship, Connecticut 73-68

MOST 3pt FGA: 27, DePaul, 3-22-04, Second Round, UT 79-59; Brigham Young, 3-23-02, MWRS, UT 68-57
BEST 3pt FG%: .533 (8-15), Baylor, 3-26-12, DMRC, Baylor 77-58
MOST FT: 28, Iowa, 3-27-93, MERC, Iowa 72-56
MOST FTA: 34, Iowa, 3-27-93, MERC, Iowa 72-56
BEST FT%: 1.000 (7-7), Penn State, 3-29-03, MWRS, UT 86-58
MOST REBOUNDS: 48, Connecticut, 3-24-97, MWRC, UT 91-81
MOST FOULS: 33, Long Beach State, 3-25-89, ERC, UT 94-80
MOST POINTS: 90, Southern California, 3-21-82, MERC, UT 91-90
MOST ASSISTS: 22, North Carolina, 3-28-06, CRC, North Carolina 75-63
MOST TURNOVERS: 33, Appalachian State, 3-13-99, First Round, UT 113-54
MOST BLOCKS: 13, Baylor, 3-27-10, MRS, BU 77-62
MOST STEALS: 19, Virginia, 3-16-85, First Round, UT 65-55
FEWEST FG: 12, Drake, 3-18-07, First Round, UT 76-37; Stetson, 3-19-11, First Round, UT 99-34
FEWEST FGA: 45, Vanderbilt, 3-25-02, MWRC, UT 68-63
LOWEST FG%: .182 (12/66), Stetson, 3-19-11, First Round, UT 99-34
FEWEST 3pt FG: 0, (6 times)
FEWEST 3pt FGA: 0, Wake Forest, 3-19-88, Second Round, UT 94-66
LOWEST 3pt FG%: .000 (6 times)
FEWEST FT: 0, Villanova, 3-31-03, MERC, UT 73-49
FEWEST FTA: 1, Villanova, 3-31-03, MERC, UT 73-49
LOWEST FT%: .000 (0-1), Villanova, 3-31-03, MERC, UT 73-49
FEWEST REBOUNDS: 17, Villanova, 3-31-03, MERC, UT 73-49
FEWEST FOULS: 10, Connecticut, 4-6-04, Championship, Connecticut 70-61
FEWEST POINTS: 34, Stetson, 3-19-11, First Round, UT 99-34
FEWEST ASSISTS: 2, Middle Tennessee State, 3-17-84, First Round, UT 70-52
FEWEST TURNOVERS: 7, Villanova, 3-31-03, MERC, UT 73-49
FEWEST BLOCKS: 0, (10 opponents)
FEWEST STEALS: 2, Baylor, 3-27-10, MRS, BU 77-62 ; 2, Drake, 3-18-07, First Round, UT 76-37; Boston College, 3-15-99, Second Round, UT 89-62

2008 National Champions



On April 8, 2008, the "under-rated" Tennessee Lady Vols captured their eighth national title, defeating Stanford 64-48. Incredible defensive pressure by UT forced 25 Cardinal turnovers which the Big Orange converted into 26 points.

"They came out with a great mentality to play hard, especially on the defensive end," Pat Summitt said. "On offense, we got more people involved, but it was our defense that got it done."

Tennessee standout Candace Parker, despite playing with a dislocated shoulder, scored 17 points and grabbed nine rebounds to help the Lady Vols capture their second straight championship, but unlike earlier games in the tournament when she had to carry the Lady Vols, her supporting cast came through. Shannon Bobbitt scored 13 points and Nicky Anosike added 12 points, eight rebounds and six steals for the Lady Vols. Freshman Vicki Baugh had eight points before tearing her ACL in the second half.

Bobbitt scored all of her points in the first half as the Lady Vols jumped out to a 37-29 advantage. Trailing by one early, Tennessee used a 13-4 run to take a 17-9 lead midway through the half. Bobbitt hit two three-pointers and made a nifty layup to cap the spurt. The teams traded baskets before two free throws by Bobbitt gave the Lady Vols a 35-25 lead - their biggest of the half.

Parker didn't shoot nearly as many jumpers as usual, instead taking the ball to the basket on an array of moves. She converted one steal in the second half into a pretty layup that gave the Lady Vols a 10-point advantage. She then followed it up with a three-point play on a driving layup. The Cardinal, who had a season low for points, would get no closer than eight the rest of the way. With the game in hand and a minute left, Parker went to the Tennessee bench for the final time, holding up four fingers on each hand to signify the eight titles the Lady Vols have won.

"One is disputable, but two, you can't stumble onto two national championships, so we're pretty good," Parker said.

2007 National Champions



On April 3, 2007, the Tennessee Lady Vols captured an elusive seventh national title, beating Rutgers to the ball for second and third shots in a 59-46 win to reclaim their customary place above all other programs.

Parker scored 17 points to lead her squad to a 34-3 final record, but the tournament's most outstanding player got plenty of help from Shannon Bobbitt who scored 13 points - nine of them on three treys in a lightning-quick span in the second half - and Nicky Anosike had 16 rebounds for the Lady Vols, who had 24 offensive boards.

After building a 16-point lead and then holding off a late push by Rutgers, the Lady Vols could finally celebrate, dribbling out the final 30 seconds under the Rutgers basket until Tennessee's players, some in tears, danced at midcourt as orange, blue and gold confetti fell from above.

"To win anything you have to be a tight team," Summitt said. "They believed in each other and they all had one goal, to be here in Cleveland and cut down the nets. I'm real, real proud of this team."

A three-pointer by Rutgers ended a 7-0 UT run that brought the Scarlet Knights to 50-42, but Parker made six straight free throws in 37 seconds to make it 56-44 with 1:08 left. As she went down the floor, Parker looked at the bench where senior Sidney Spencer was crying, knowing all the hard work during the offseason would end the best way possible.

The 2007 NCAA tournament ended the same way it has nearly one-third of the time since it started - with Tennessee setting up ladders to cut down the nets.

2008 TITLE GAME STATISTICS

Stanford	April 8, 2008 - Tampa, Fla. - St. Pete Times Forum											
	FG-FGA	3FG-FGA	FT-FTA	OF	DE	TOT	PF	TP	A	TO BLK	S MIN	
PEDERSEN	2-7	0-2	3-4	2	8	10	4	7	0	2	0	37
APPEL	6-13	0-0	4-10	3	2	5	5	16	3	4	0	36
HONES	2-5	1-2	0-0	0	2	2	2	5	3	4	0	34
WIGGINS	6-16	2-5	0-0	1	3	4	3	14	1	6	0	39
GOLD-ONWUDE	1-2	0-0	0-0	0	3	3	2	2	0	4	0	16
PIERCE	0-0	0-0	0-0	0	0	0	0	0	0	0	0	2
DONAGHE	0-0	0-0	0-0	0	0	0	0	0	0	0	0	0+
POHLEN	0-2	0-1	0-0	0	1	1	1	0	0	1	0	11
CIMINO	0-0	0-0	0-0	0	0	0	0	0	0	0	0	0+
CLYBURN	0-1	0-1	0-0	0	0	0	0	0	0	0	0	1
HARMON	2-3	0-0	0-0	2	2	4	4	1	3	0	1	24
TEAM				3	4	7				1		
Totals	19-49	3-11	7-14	11	25	36	21	48	8	25	0	7 200
TOTAL FG%	1st Half: 12-25 48.0%	2nd Half: 7-24 29.2%	Game: 38.8%	DEADBALL								
3-Pt. FG%	1st Half: 3-5 60.0%	2nd Half: 0-6 0.0%	Game: 27.3%	REB								
F Throw %	1st Half: 2-4 50.0%	2nd Half: 5-10 50.0%	Game: 50.0%	2								

Tennessee	April 8, 2008 - Tampa, Fla. - St. Pete Times Forum											
	FG-FGA	3FG-FGA	FT-FTA	OF	DE	TOT	PF	TP	A	TO BLK	S MIN	
PARKER	5-10	0-0	7-11	1	8	9	2	17	1	1	4	37
AUGUSTE	3-7	0-0	1-2	3	4	7	4	7	2	3	0	39
ANOSIKE	6-11	0-0	1-1	3	5	8	3	12	0	2	1	29
BOBBITT	4-12	3-8	2-2	0	0	0	0	13	0	3	0	37
HORNBUCKLE	1-7	0-0	4-5	0	1	1	3	6	3	2	0	28
BJORKLUND	0-5	0-1	0-0	1	0	1	0	0	0	0	0	15
SMALLBONE	0-0	0-0	1-2	0	1	1	0	1	0	0	0	1
BAUGH	3-4	0-0	2-2	3	1	4	2	8	0	0	0	13
FULLER	0-0	0-0	0-0	0	0	0	0	0	0	0	0	1
TEAM				3	4	7						
Totals	22-56	3-9	17-25	14	24	38	14	64	6	14	2	13 200
TOTAL FG%	1st Half: 13-29 44.8%	2nd Half: 9-27 33.3%	Game: 39.3%	DEADBALL								
3-Pt. FG%	1st Half: 3-6 50.0%	2nd Half: 0-3 0.0%	Game: 33.3%	REB								
F Throw %	1st Half: 8-11 72.7%	2nd Half: 9-14 64.3%	Game: 68.0%	3								

Attendance: 21,655; Halftime: Tennessee 37, Stanford 29; Officials: Dee Kantner, Eric Brewton, Denise Brooks; Semifinals: Stanford 82, Connecticut 73; Tennessee 47, LSU 46

2007 TITLE GAME STATISTICS

Rutgers	April 3, 2007 - Cleveland, Ohio - Quicken Loans Arena											
	FG-FGA	3FG-FGA	FT-FTA	OF	DE	TOT	PF	TP	A	TO BLK	S MIN	
CARSON*	4-11	0-3	0-3	1	5	6	4	8	1	2	0	40
ZURICH*	2-6	0-0	0-0	1	1	3	4	0	0	1	1	23
VAUGHN*	9-15	0-0	2-3	7	3	10	2	20	2	4	1	34
PRINCE*	0-0	0-0	2-4	1	2	3	4	2	2	4	0	26
AJAVON*	3-9	2-5	0-0	0	4	4	5	8	1	5	0	37
JERNIGAN	0-0	0-0	0-0	0	0	0	0	0	0	0	0	1
ADAMS	0-0	0-0	0-0	0	0	0	0	0	0	0	0	1
MCCURDY	1-3	0-0	0-0	0	1	1	3	2	0	2	0	17
RAY	0-3	0-2	0-0	1	1	2	0	0	0	0	0	15
JUNAID	1-2	0-0	0-0	1	2	3	1	2	0	0	1	6
TEAM				4						1		
Totals	20-49	2-10	4-10	14	20	34	22	46	6	18	3	6 200
TOTAL FG%	1st Half: 8-21 38.1%	2nd Half: 12-28 42.9%	Game: 40.8%	D-BALL								
3-Pt. FG%	1st Half: 1-3 33.3%	2nd Half: 1-7 14.3%	Game: 20.0%	REB								
F Throw %	1st Half: 1-2 50.0%	2nd Half: 3-8 37.5%	Game: 40.0%	3								

Tennessee	April 3, 2007 - Cleveland, Ohio - Quicken Loans Arena											
	FG-FGA	3FG-FGA	FT-FTA	OF	DE	TOT	PF	TP	A	TO BLK	S MIN	
SPENCER*	4-12	1-4	2-2	2	0	2	4	11	2	0	0	36
PARKER*	5-15	0-0	7-10	2	5	7	3	17	3	2	0	39
ANOSIKE*	2-9	0-0	0-5	1	6	16	2	4	2	1	0	34
BOBBITT*	4-9	4-8	1-2	2	1	3	1	13	0	1	0	32
HORNBUCKLE*	2-8	0-3	0-0	3	4	7	2	4	1	7	0	37
REDDING	0-0	0-0	0-0	0	0	0	0	0	0	0	0	1
AUGUSTE	3-5	0-0	4-4	4	1	5	1	10	1	0	0	15
FULLER	0-0	0-0	0-0	0	0	0	0	0	0	0	0	6
TEAM				2								
Totals	20-58	5-15	14-23	24	18	42	13	59	9	12	0	7 200
TOTAL FG%	1st Half: 11-30 36.7%	2nd Half: 9-28 32.1%	Game: 34.5%	D-BALL								
3-Pt. FG%	1st Half: 2-6 33.3%	2nd Half: 3-9 33.3%	Game: 33.3%	REB								
F Throw %	1st Half: 5-9 55.6%	2nd Half: 9-14 64.3%	Game: 60.9%	3								

Attendance: 20,704; Halftime: Tennessee 29, Rutgers 28; Officials: Lisa Mattingly, Tina Napier, Michael Price; Semifinals: Rutgers 59, LSU 35; Tennessee 56, North Carolina 50

GENERAL

STAFF

PLAYERS

REVIEW

HISTORY

FACILITIES

NCAA

SEC

RECORDS

MEDIA INFO



1998 National Champions



The 1998 Tennessee Lady Vols will be remembered as history-makers. A perfect 39-0 record and the most wins ever in women's collegiate basketball... an NCAA unprecedented three consecutive titles... and the systematic blowout night-after-night of the opposition.

When the team finally reached the NCAA title game against a dear old rival in Louisiana Tech, the contest started out tight with UT taking an 8-6 lead. Then "the greatest team ever to play the game," according to Louisiana Tech head coach Leon Barmore, exploded out to a 34-11 run over the next seven minutes. The points were coming in bunches to the tune of 63% field goal accuracy as these Lady Vols were on a mission.

By the halftime break, Tennessee led 55-32 and had registered an NCAA record for the most points scored in a half at the Final Four. Leading the way for UT in game 39 were the Three Meeks - MVP Chamique Holdsclaw, Tamika Catchings and Semeka Randall—who collectively tallied 62 points and 25 rebounds in the Lady Vols' 93-75 victory.

Holdsclaw, who scored 25 points and grabbed 10 rebounds, won the top player honors in the final game. She was joined on the All-Tournament Team by Catchings, who recorded 27 points in her first title game, and an honorary "Meek", Kellie Jolly, who added a career-high 20 points.


With the win, the Lady Vols earned their sixth national title, played in their eighth championship game and became the first team to win three consecutive NCAA titles.

■ 1998 TITLE GAME STATISTICS

March 29, 1998 • Kansas City, Mo. • Kemper Arena													
REB													
Louisiana Tech	FG-FGA	3FG-FGA	FT-FTA	OF	DE	TOT	PF	TP	A	TO	BLK	S	MIN
STALLWORTH*	0-6	0-1	2-2	0	1	1	0	2	9	5	0	2	30
MAXWELL*	7-12	1-3	0-0	3	5	8	3	15	1	3	1	3	37
WILSON*	2-6	0-0	0-0	1	4	5	4	0	3	0	3	3	31
BURRAS*	9-16	0-0	1-5	5	5	10	3	19	0	2	2	2	34
JACKSON*	11-25	4-12	0-0	0	4	4	2	26	5	4	1	2	37
COCHRAN	0-0	0-0	0-0	0	0	0	0	0	0	0	0	0	1
SCHPEPPMAN	1-5	1-2	0-0	0	0	0	2	3	2	2	0	0	15
GILMORE	0-0	0-0	2-2	1	0	1	0	2	0	0	0	1	8
BOWMAN	2-3	0-0	0-1	0	0	0	2	4	0	1	2	0	7
TEAM				4	1	5							
Totals	32-73	6-18	5-10	14	20	34	16	75	17	20	7	11	200
TOTAL FG%	1st Half: 0-0 0.0%	2nd Half: 32-73 43.8%	Game: 43.8%	DEADBALL									
3-Pt. FG%	1st Half: 0-0 0.0%	2nd Half: 6-18 33.3%	Game: 33.3%	REB									
F Throw %	1st Half: 0-0 0.0%	2nd Half: 5-10 50.0%	Game: 50.0%	2									

REB													
Tennessee	FG-FGA	3FG-FGA	FT-FTA	OF	DE	TOT	PF	TP	A	TO	BLK	S	MIN
JOLLY*	7-10	4-5	2-2	0	4	4	2	20	3	2	1	3	34
RANDALL*	4-9	0-0	2-4	2	6	8	2	10	2	4	0	2	34
HOLDSCLAW*	11-25	0-0	3-4	4	6	10	0	25	6	2	0	1	36
CATCHINGS*	8-16	0-4	11-13	3	4	7	3	27	2	4	0	4	34
STEPHENS*	7-9	0-0	0-0	1	1	2	0	2	0	1	0	0	8
BUTTS	1-1	0-0	0-0	0	0	0	0	0	0	0	0	0	1
ELZY	0-1	0-0	0-0	0	0	0	0	0	0	0	0	0	1
MILLIGAN	0-0	0-0	0-0	0	0	0	0	0	0	0	0	0	1
GREENE	0-0	0-0	0-0	0	0	0	0	0	0	0	0	0	1
LAXTON	0-0	0-0	0-0	0	1	1	0	0	0	0	0	0	1
CLEMENT	3-4	0-0	0-0	0	1	1	1	6	2	3	0	0	15
GETER	1-1	0-0	1-2	2	5	7	3	3	0	1	4	1	34
TEAM				4	2	6							
Totals	35-69	4-9	19-25	17	30	47	13	93	15	19	5	11	200
TOTAL FG%	1st Half: 0-0 0.0%	2nd Half: 35-69 50.7%	Game: 50.7%	DEADBALL									
3-Pt. FG%	1st Half: 0-0 0.0%	2nd Half: 4-9 44.4%	Game: 44.4%	REBS									
F Throw %	1st Half: 0-0 0.0%	2nd Half: 19-25 76.0%	Game: 76.0%	3									
Attendance: 17,976; Halftime: Tennessee 55, Louisiana Tech 32; Officials: Sally Bell, Bob Trammell, Wesley Dean; Semifinals: Tennessee 86, Arkansas 58; Louisiana Tech 84, N.C. State 65.													

1997 National Champions



No team had ever won the NCAA championship coming in with more than six losses. But proving that it's wise to save your best for last, Tennessee took its fifth NCAA championship and second straight title with a 68-59 win over Old Dominion despite entering the tournament with a 23-10 record.

"Of all our runs to a championship, this one is really the most unexpected," said coach Pat Summitt. "It came from a team with tremendous heart and desire."

Tennessee took control quickly at the start of the title game, jumping out to a 20-8 lead. By halftime, the Lady Vols still had a comfortable lead, 34-22.

In the second half, Old Dominion clawed its way back, taking its first lead at 44-43 with 9:06 left in the game. The Lady Monarchs extended the lead to two, 49-47, before Chamique Holdsclaw led the Lady Vols on a 12-2 run to put the game away for Tennessee.

Holdsclaw was a unanimous choice as the most outstanding player, as she poured in 24 points and seven rebounds. Six of her points came during the decisive run at the end of the game. Joining Holdsclaw on the All-Championship team was Kellie Jolly, who only scored five points, but set a championship record with 11 assists in the final game and a Final Four record with 20.

With the win, the Lady Vols earned their fifth national title, played in their seventh championship game and became only the second team to win consecutive championships. (Southern Cal., 1983 and 1984).

■ 1997 TITLE GAME STATISTICS

March 30, 1997 • Cincinnati, Ohio • Riverfront Coliseum													
REB													
Tennessee	FG-FGA	3FG-FGA	FT-FTA	OF	DE	TOT	PF	TP	A	TO	BLK	S	MIN
JOHNSON*	4-4	0-0	0-0	1	2	3	2	8	2	1	0	3	40
ELZY*	1-3	0-0	0-1	0	3	3	2	2	1	3	0	1	22
JOLLY*	1-5	1-3	2-2	0	0	0	2	5	11	9	0	5	35
HOLDSCLAW*	11-20	0-0	2-3	0	7	7	2	24	3	6	1	2	39
THOMPSON*	4-4	0-0	0-3	2	4	6	2	8	0	1	0	2	33
BUTTS	4-7	0-0	0-0	0	2	2	0	8	0	2	0	1	8
MILLIGAN	0-0	0-0	0-0	0	0	0	0	0	0	0	0	0	0
GREENE	0-1	0-0	1-2	0	1	1	0	1	0	1	0	0	10
LAXTON	0-1	0-0	0-0	0	0	0	0	0	0	0	0	0	3
STEPHENS	0-0	0-0	0-0	0	0	0	0	1	0	0	0	0	2
CONKLIN	4-5	2-2	2-2	0	1	1	2	12	1	3	0	1	18
TEAM				4	2	6							
Totals	29-49	3-5	7-13	7	22	29	13	68	18	26	2	12	200
TOTAL FG%	1st Half: 0-0 0.0%	2nd Half: 29-49 59.2%	Game: 59.2%	DEADBALL									
3-Pt. FG%	1st Half: 0-0 0.0%	2nd Half: 3-5 60.0%	Game: 60.0%	REBS									
F Throw %	1st Half: 0-0 0.0%	2nd Half: 7-13 53.8%	Game: 53.8%	1									

REB													
Old Dominion	FG-FGA	3FG-FGA	FT-FTA	OF	DE	TOT	PF	TP	A	TO	BLK	S	MIN
ROBERTS*	6-8	0-0	1-2	4	5	9	2	13	0	3	0	0	40
HIMES*	0-1	0-0	0-0	0	0	0	0	0	0	1	0	1	15
PENICHEIRO*	4-13	0-1	2-2	1	5	6	2	10	8	11	0	8	37
ANDRADE*	2-7	0-3	0-0	0	0	0	5	4	1	3	0	1	28
MACHANGUANA*	7-13	0-0	2-2	4	6	10	5	16	4	5	1	3	38
ELLEN	2-4	1-2	0-0	2	1	3	0	5	0	0	0	1	15
EBLIN	3-11	3-10	2-4	1	0	1	0	11	1	1	0	1	11
SMALL	0-0	0-0	0-0	0	2	2	1	0	0	1	0	0	6
DIJAZ	0-5	0-2	0-0	0	0	0	0	0	0	0	0	0	10
BRADLEY	0-0	0-0	0-0	0	0	0	0	0	0	0	0	0	0
TEAM				2	2	4							
Totals	24-62	4-18	7-10	16	18	34	16	59	15	26	1	16	200
TOTAL FG%	1st Half: 0-0 0.0%	2nd Half: 24-62 38.7%	Game: 38.7%	DEADBALL									
3-Pt. FG%	1st Half: 0-0 0.0%	2nd Half: 4-18 22.2%	Game: 22.2%	REBS									
F Throw %	1st Half: 0-0 0.0%	2nd Half: 7-10 70.0%	Game: 70.0%	3									
Attendance: 16,714; Halftime: Tennessee 34, Old Dominion 22; Officials: Dee Kantner, Violet Palmer, Yvette McKinney; Semifinals: Old Dominion 83, Stanford 82; Tennessee 80, Notre Dame 66.													

1996 National Champions



It seemed only fitting that the Lady Vols would win another NCAA Award in the "Queen City" of Charlotte, N.C. And it was equally fitting that the Lady Vols' fourth NCAA title would come over a fierce SEC rival in the Georgia Lady Bulldogs, 83-65.

After the emotionally draining overtime win versus Connecticut, the skeptics wondered if UT would have enough emotional energy left for the title game. They did...and then some. Although Georgia held a modest three point lead early in the game and led by two with 14:11 to go in the first half, it would be their only lead in the title contest. UT senior Latina Davis put the handcuffs on Player of the Year Saudia Roundtree in the first half as the Lady Vols grabbed an early nine point lead, 28-19 with 7:36 to go in the first half. Georgia recovered to trail by just five at the half, 42-37.

In the first three minutes of the second half, UT took off and never looked back. Abby Conklin's trey (her first of four) with 14:55 left gave UT a 16-point lead, 57-41. Davis upped the ante to a 21 point lead with 2:25 showing, 81-60. The celebrating started early as the Final Four MVP, Michelle Marciniak, and All-Tournament Team members Chamique Holdclaw and Tiffany Johnson left the game to wildly cheering fans. Davis, who held Roundtree to 17 points below her average, was UT's quiet heroine.

On the night, Holdclaw and Johnson tallied 16 points to lead UT, while Conklin added 14 points, Pashen Thompson a dozen, and Marciniak 10 in the final game of her career.

1996 TITLE GAME STATISTICS

March 31, 1996 • Charlotte, N.C.

		REB											
Georgia	FG-FGA	3FG-FGA	FT-FTA	OF	DE	TOT	PF	TP	A	TO	BLK	S	MIN
FRET*	10-18	1-1	4-4	6	10	16	1	25	0	2	0	1	37
ROUNDTREE*	3-14	1-7	1-2	0	5	5	1	8	6	6	0	2	37
POWELL*	0-1	0-1	0-0	0	0	0	1	0	1	1	0	1	12
HOLLAND*	4-12	2-8	1-1	1	0	1	4	11	5	2	0	1	33
HENDERSON*	8-15	0-0	0-1	4	3	7	4	16	0	1	2	0	36
IRWIN	1-3	1-3	0-0	0	2	2	0	3	1	1	0	2	16
ANTYORKSOVO*0	0-0	0-0	0-0	0	0	0	0	2	0	0	0	0	3
THOMPSON	0-0	0-0	0-0	1	1	0	0	0	1	0	0	0	1
TAYLOR	0-1	0-1	0-0	0	1	1	0	0	0	0	0	0	1
BUSH	1-4	0-2	0-0	2	0	2	4	2	0	1	0	0	16
WALKER	0-1	0-0	0-0	1	1	2	0	0	0	0	0	0	1
DECKER	0-2	0-1	0-0	1	1	2	0	0	0	0	0	0	6
WELLS	0-0	0-0	0-0	0	0	0	1	0	0	0	0	0	1
TEAM													
Totals	27-71	5-24	6-8	15	24	39	22	65	14	14	2	7	200
TOTAL FG%	1st Half: 0-0 0.0%	2nd Half: 27-71 38.0%	Game: 38.0%	DEADB	BALL								
3-Pt. FG%	1st Half: 0-0 0.0%	2nd Half: 5-24 20.8%	Game: 20.8%	REB									
F Throw %	1st Half: 0-0 0.0%	2nd Half: 6-8 75.0%	Game: 75.0%	1									
		REB											
Tennessee	FG-FGA	3FG-FGA	FT-FTA	OF	DE	TOT	PF	TP	A	TO	BLK	S	MIN
MARCINIAK*	5-13	0-2	0-1	0	4	4	1	10	5	4	0	2	37
JOHNSON*	7-10	0-1	2-2	3	2	5	2	16	1	1	0	0	28
DAVIS*	2-10	0-1	4-8	5	2	7	2	8	8	0	4	32	
HOLDCLAW*	6-16	0-0	4-5	5	9	14	0	16	3	1	0	1	34
CONKLIN*	5-8	4-5	0-0	4	4	8	2	14	3	2	0	0	23
SMALLWOOD	0-0	0-0	1-2	1	0	1	0	1	0	0	0	0	1
MILLIGAN	0-1	0-0	0-0	0	0	0	0	0	0	0	0	0	1
GREENE	0-1	0-0	0-0	0	0	0	0	0	0	0	0	0	1
JOLLY	1-1	0-0	0-1	0	0	0	0	2	2	1	0	0	10
LAXTON	2-7	0-0	0-0	2	1	3	1	4	0	1	0	0	12
THOMPSON	4-6	0-0	4-6	5	6	11	3	12	0	2	0	0	21
TEAM				3	2	5							
Totals	32-73	4-9	15-25	24	30	54	13	83	21	12	0	8	200
TOTAL FG%	1st Half: 0-0 0.0%	2nd Half: 32-73 43.8%	Game: 43.8%	DEADB	BALL								
3-Pt. FG%	1st Half: 0-0 0.0%	2nd Half: 4-9 44.4%	Game: 44.4%	REB									
F Throw %	1st Half: 0-0 0.0%	2nd Half: 15-25 60.0%	Game: 60.0%	3									

Attendance: 23,291; Halftime: Tennessee 42, Georgia 37; Officials: Sally Bell, Dee Kantner, Violet Palmer; Semifinals: Georgia 86, Stanford 76; Tennessee 88, Connecticut 83 (OT).

1991 National Champions



Vindication was finally Tennessee's in the 1991 NCAA women's final, as the Lady Vols downed a talented Virginia Cavalier club, 70-67, in the first NCAA Final Four overtime title game. Virginia had eliminated Tennessee before it could reach the 1990 Women's Final Four - which just happened to be held in Knoxville. But the Lady Vols took New Orleans and their third NCAA title in five years.

The first half was tight, with Tennessee holding a paper-thin 27-26 advantage at the intermission. But the Lady Vols opened up a small lead in the second half. Small lead; small comfort.

Virginia's Dawn Staley, who was named the most outstanding player, led the Virginia comeback to tie the game at 60 at the end of regulation. But the overtime belonged to Tennessee and Dena Head, who scored a championship record 28 points in the final.

Wade Trophy winner Daetra Charles added 19 points and 12 boards for Tennessee and joined Head on the All-Championship Team. Tennessee's effort was also aided by the play of Lisa Harrison, who poured in eight points and 13 boards.

With the victory, the Lady Volunteers kept their streak of odd-year championships going. Tennessee also won national titles in 1987 and 1989.

1991 TITLE GAME STATISTICS

March 31, 1991 • New Orleans, La. • Lakefront Arena

		REB										
Virginia	FG-FGA	3FG-FGA	FT-FTA	REB	PF	TP	A	TO	BLK	S	MIN	
WAGENER*	1-1	0-0	0-1	6	3	2	0	0	1	0	27	
CARDOZA*	4-11	1-2	2-2	1	5	11	1	1	0	2	43	
STALEY*	11-26	3-5	3-4	11	5	28	6	8	0	3	41	
BURGE*	5-11	0-0	0-3	11	4	10	0	3	1	1	31	
REISS*	3-12	0-1	1-4	1	2	7	4	3	0	0	40	
EVANS	0-0	0-0	0-0	0	1	0	0	1	0	0	10	
WARD	0-0	0-0	1-2	1	0	1	0	0	0	0	7	
BURGE	4-5	0-0	0-1	6	5	8	0	3	1	2	15	
SMITH	0-0	0-0	0-2	5	2	0	0	1	0	1	11	
TEAM				3								
Totals	28-66	4-8	7-19	45	27	67	11	20	3	9	225	
TOTAL FG%	1st Half: 0-0 0.0%	2nd Half: 0-0 0.0%	Game: 42.4%	D-BALL								
3-Pt. FG%	1st Half: 0-0 0.0%	2nd Half: 0-0 0.0%	Game: 50.0%	REB								
F Throw %	1st Half: 0-0 0.0%	2nd Half: 0-0 0.0%	Game: 36.8%	4								
		REB										
Tennessee	FG-FGA	3FG-FGA	FT-FTA	REB	PF	TP	A	TO	BLK	S	MIN	
ADAMS*	0-7	0-3	2-4	2	3	2	1	2	0	0	37	
HEAD*	9-17	0-0	10-14	9	3	28	3	8	0	3	41	
HARRISON*	3-10	0-0	2-3	13	3	8	0	2	1	1	36	
CHARLES*	7-13	0-0	5-7	12	5	19	0	3	3	2	40	
CASTEEL*	1-7	0-0	2-3	5	2	4	1	2	0	0	29	
CLARK	0-1	0-0	0-0	0	0	0	0	1	0	0	3	
EVANS	3-5	0-0	1-3	2	5	7	0	3	1	0	20	
CALDWELL	1-1	0-0	0-1	3	2	2	3	2	0	1	19	
TEAM				3								
Totals	24-61	0-3	22-35	49	23	70	8	23	5	7	225	
TOTAL FG%	1st Half: 0-0 0.0%	2nd Half: 0-0 0.0%	Game: 39.3%	D-BALL								
3-Pt. FG%	1st Half: 0-0 0.0%	2nd Half: 0-0 0.0%	Game: 0.0%	REB								
F Throw %	1st Half: 0-0 0.0%	2nd Half: 0-0 0.0%	Game: 62.9%	2								

Attendance: 7,865; Halftime: Tennessee 27, Virginia 26; Officials: Patty Broderick, Lou Pitt; Semifinals: Virginia 61, Connecticut 55; Tennessee 69, Stanford 60.

GENERAL

STAFF

PLAYERS

REVIEW

HISTORY

FACILITIES

NCAA

SEC

RECORDS

MEDIA INFO



1989 National Champions



It was a battle of Southeastern Conference powerhouses – Tennessee versus Auburn for all the marbles.


The Lady Vols looked to regain the national title they earned in 1987. Although they were up against a Lady Tiger team that had made its second straight national championship final, Tennessee took home its second NCAA championship in three years with a 76-60 win.

Playing in her triumphant final game, All-America forward Bridgette Gordon treated the 9,758 spectators to a spectacular 27-point performance, tying a championship-game record. She also collected 11 boards on the way to most outstanding player honors.

Gordon's seven first-half baskets helped the Lady Vols to a 35-27 halftime lead. Auburn was able to stay close, cutting the score to 50-47. But after a timeout, the Lady Vols went on a 13-4 run to put the game out of reach. The keys to the victory were the battle of the boards, where Tennessee out rebounded Auburn 45-30, and the free throw line, where Tennessee shot 20-26, while Auburn was 8-12.

Sheila Frost joined Gordon on the All-Championship team. Playing in her final game at Tennessee, Frost had six points and 12 boards. Also coming up big for the Lady Vols in the final was Dena Head, with 19 points.

1987 National Champions



Tennessee may have failed in its first bid at the national championship, but the second time was the charm for the Lady Vols. Tennessee thumped Louisiana Tech, which was vying for its second title, 67-44.

"Well, the monkey's off my back," head coach Pat Summitt said. "I do not think I could go without recognizing that it was a tremendous team effort...has been for the last three weeks. This team has played as hard and as smart as I could ask any team to play."

The Lady Vols built a 33-24 halftime edge and never looked back. Seven minutes into the second half, Tennessee had increased its lead to 14, 47-33, and the rest was history as Tennessee took its first NCAA title.

Tennessee attempted 19 more field goals and grabbed 11 more rebounds than the Lady Techsters. A championship-game record crowd of 9,823 watched Tonya Edwards net 13 points and grab seven rebounds en route to most outstanding player honors. Two additional Lady Vols contributed 13 points – Bridgette Gordon and Sheila Frost. Gordon joined Edwards on the All-Championship team, as she also led the Tennessee carom parade, pulling down a game-high 12 rebounds.

■ 1989 TITLE GAME STATISTICS

April 2, 1989 • Tacoma, Wash. • Tacoma Dome												
Auburn	FG-FGA	3FG-FGA	FT-FTA	REB	PF	TP	A	TO	BLK	S	MIN	
THOMPSON*	0-0	0-0	1	2	0	1	0	0	0	0	6	
TREMITIERE*	1-1	0-0	0-0	1	2	2	0	1	0	0	4	
CLAMP†	0-0	0-0	0-0	0	0	0	0	0	0	0	1	
JONES*	5-10	0-1	2-2	4	3	12	2	2	2	0	39	
STEVENSON*	0-1	0-1	1-2	0	2	1	0	1	0	0	6	
SCRUGGS	2-9	0-1	2-3	0	4	6	0	1	0	0	30	
BOLTON	5-11	0-1	0-0	6	4	10	9	7	0	2	36	
McGILBERRY	0-2	0-0	0-1	4	2	0	0	3	0	1	18	
MAGO	0-0	0-0	0-0	0	0	0	0	0	0	0	6	
GODBY	5-11	0-0	3-4	3	4	13	0	1	0	0	20	
ORR	8-15	0-0	0-0	11	1	16	0	2	4	1	34	
TEAM												
Totals	26-60	0-4	8-12	30	24	60	12	18	4	6	200	
TOTAL FG%	1st Half: 0-0 0.0%	2nd Half: 26-60 43.3%	Game: 43.3%	DEADBALL								
3-Pt. FG%	1st Half: 0-0 0.0%	2nd Half: 0-4 0.0%	Game: 0.0%	REB								
F Throw %	1st Half: 0-0 0.0%	2nd Half: 8-12 66.7%	Game: 66.7%	1,2								
Tennessee	FG-FGA	3FG-FGA	FT-FTA	REB	PF	TP	A	TO	BLK	S	MIN	
HEAD*	6-12	0-0	7-9	3	4	19	2	3	0	0	37	
FROST*	2-8	0-0	2-3	12	4	6	1	0	5	3	36	
McGHEE*	1-3	0-0	1-2	4	0	3	1	2	0	2	22	
GORDON*	11-21	0-0	5-6	11	3	27	1	1	0	1	36	
McCRA†	2-10	0-0	2-2	6	1	6	10	3	0	0	35	
CLARK	0-1	0-0	0-0	0	0	0	1	2	0	0	4	
CHARLES	5-7	0-0	3-4	7	2	13	0	3	2	2	21	
CASTEEL	0-0	0-0	0-0	0	0	0	0	0	0	0	1	
SCOTT	1-4	0-0	0-0	1	0	2	0	1	0	0	7	
HAWHEE	0-0	0-0	0-0	0	0	0	0	0	0	0	1	
TEAM												
Totals	28-66	0-0	20-26	45	14	76	16	15	7	8	200	
TOTAL FG%	1st Half: 0-0 0.0%	2nd Half: 28-66 42.4%	Game: 42.4%	DEADBALL								
3-Pt. FG%	1st Half: 0-0 0.0%	2nd Half: 0-0 0.0%	Game: 0.0%	REB								
F Throw %	1st Half: 0-0 0.0%	2nd Half: 20-26 76.9%	Game: 76.9%	2,2								
Attendance: 9,758; Halftime: Tennessee 35, Auburn 27; Officials: June Courteau, Patty Broderick; Semifinals: Auburn 76, Louisiana Tech 71; Tennessee 77, Maryland 65.												

■ 1987 TITLE GAME STATISTICS

March 29, 1987 • Austin, Texas • Frank Erwin Center												
Tennessee	FG-FGA	FT-FTA	REB	PF	TP	A	TO	BLK	S	MIN		
SPINKS*	1-3	0-0	1	2	2	0	0	0	0	0	10	
SEXTON*	4-8	0-0	2	3	8	4	3	0	1	24		
GORDON*	5-19	3-4	12	3	13	2	1	0	3	34		
EDWARDS*	4-13	5-8	7	4	13	4	3	0	1	32		
HORTON*	4-8	1-2	5	3	9	0	1	0	1	38		
MARSH	1-2	4-4	3	1	6	1	2	0	2	19		
FROST	6-10	1-5	8	2	13	1	0	0	0	29		
McGHEE	0-0	0-0	0	0	0	0	0	0	0	1		
TUGGLE	0-0	0-0	0	0	0	0	0	0	0	1		
WEBB	1-3	1-1	2	1	3	0	0	0	0	3		
McCRAY	0-0	0-0	0	2	0	0	2	0	0	7		
LITTLEJOHN	0-1	0-0	1	0	0	0	0	0	1	2		
TEAM												
Totals	26-67	15-24	47	21	67	12	12	0	9	200		
TOTAL FG%	1st Half: 0-0 0.0%	2nd Half: 26-67 38.8%	Game: 38.8%	DEADBALL								
3-Pt. FG%	1st Half: 0-0 0.0%	2nd Half: 0-0 0.0%	Game: 0.0%	REB								
F Throw %	1st Half: 0-0 0.0%	2nd Half: 15-24 62.5%	Game: 62.5%	4								
Louisiana Tech	FG-FGA	FT-FTA	REB	PF	TP	A	TO	BLK	S	MIN		
WEATHERSPOON*	4-11	3-3	3	5	11	3	6	0	2	39		
HARRISON*	3-11	2-5	8	5	8	1	4	4	0	33		
LAWSON*	1-4	0-0	1	2	2	0	1	0	0	17		
DAVIS*	0-0	1-3	6	1	1	0	1	1	0	39		
LEWIS*	4-11	4-6	7	3	12	1	3	0	2	40		
CHAMBLESS	0-0	0-0	0	0	0	0	1	0	0	1		
McDONALD	1-1	0-0	0	0	2	0	0	0	0	1		
STALL	3-7	2-3	7	4	8	1	3	0	1	23		
WESTBROOKS	0-3	0-2	3	0	0	0	1	0	0	7		
TEAM												
Totals	16-48	12-22	36	20	44	6	20	5	5	200		
TOTAL FG%	1st Half: 0-0 0.0%	2nd Half: 16-48 33.3%	Game: 33.3%	DEADBALL								
3-Pt. FG%	1st Half: 0-0 0.0%	2nd Half: 0-0 0.0%	Game: 0.0%	REB								
F Throw %	1st Half: 0-0 0.0%	2nd Half: 12-22 54.5%	Game: 54.5%	5								
Attendance: 15,615; Halftime: Tennessee 33, Louisiana Tech 24; Officials: June Courteau, Patty Broderick; Semifinals: Tennessee 74, Long Beach State 64; Louisiana Tech 79, Texas 75.												



SEC

2012 FINAL SEC TEAM STATISTICS

STANDINGS

TEAM	SEC	PCT.	ALL	PCT.
Kentucky	13-3	.813	28-7	.800
TENNESSEE	12-4	.750	27-9	.750
Georgia	11-5	.688	22-9	.710
Arkansas	10-6	.625	24-9	.727
South Carolina	10-6	.625	25-10	.714
LSU	10-6	.625	23-11	.676
Vanderbilt	9-7	.563	23-10	.697
Florida	8-8	.500	20-13	.606
Auburn	5-11	.313	13-17	.433
Mississippi State	4-12	.250	14-16	.467
Ole Miss	2-14	.125	12-18	.400
Alabama	2-14	.125	12-19	.387

SCORING OFFENSE

TEAM	G	RECORD	PTS	AVG/G
TENNESSEE	36	27-9	2664	74.0
Kentucky	35	28-7	2589	74.0
Vanderbilt	33	23-10	2369	71.8
Georgia	31	22-9	2122	68.5
Florida	33	20-13	2228	67.5
LSU	34	23-11	2115	62.2
Arkansas	33	24-9	2049	62.1
South Carolina	35	25-10	2143	61.2
Alabama	31	12-19	1840	59.4
Auburn	30	13-17	1755	58.5
Ole Miss	30	12-18	1730	57.7
Mississippi State	30	14-16	1705	56.8

SCORING DEFENSE

TEAM	G	PTS	AVG/G
South Carolina	35	1800	51.4
Arkansas	33	1727	52.3
LSU	34	1841	54.1
Georgia	31	1797	58.0
Auburn	30	1741	58.0
Kentucky	35	2083	59.5
TENNESSEE	36	2165	60.1
Mississippi State	30	1814	60.5
Florida	33	2005	60.8
Vanderbilt	33	2029	61.5
Ole Miss	30	1867	62.2
Alabama	31	1992	64.3

SCORING MARGIN

TEAM	G	OFF	DEF	MARGIN
Kentucky	35	74.0	59.5	+14.5
TENNESSEE	36	74.0	60.1	+13.9
Georgia	31	68.5	58.0	+10.5
Vanderbilt	33	71.8	61.5	+10.3
South Carolina	35	61.2	51.4	+9.8
Arkansas	33	62.1	52.3	+9.8
LSU	34	62.2	54.1	+8.1
Florida	33	67.5	60.8	+6.8
Auburn	30	58.5	58.0	+0.5
Mississippi State	30	56.8	60.5	-3.6
Ole Miss	30	57.7	62.2	-4.6
Alabama	31	59.4	64.3	-4.9

FIELD GOAL PCT.

TEAM	G	FG	FGA	PCT
Vanderbilt	33	867	1868	.464
TENNESSEE	36	968	2214	.437
LSU	34	758	1754	.432
Georgia	31	815	1907	.427
Florida	33	835	2073	.403
Kentucky	35	925	2302	.402
South Carolina	35	807	2026	.398
Arkansas	33	751	1957	.384
Auburn	30	653	1708	.382
Ole Miss	30	660	1808	.365
Mississippi State	30	645	1794	.360
Alabama	31	659	1843	.358

OPPONENT FIELD GOAL PCT.

TEAM	G	FG	FGA	PCT
LSU	34	658	1902	.346
Mississippi State	30	655	1801	.364
Arkansas	33	628	1711	.367
TENNESSEE	36	814	2201	.370
South Carolina	35	672	1788	.376
Ole Miss	30	700	1859	.377
Vanderbilt	33	741	1962	.378
Florida	33	739	1928	.383
Auburn	30	623	1620	.385
Georgia	31	662	1712	.387
Kentucky	35	748	1820	.411
Alabama	31	736	1775	.415

3-POINT FG PCT.

TEAM	G	3FG	3FGA	PCT
Vanderbilt	33	181	487	.372
TENNESSEE	36	192	568	.338
Auburn	30	139	420	.331
Kentucky	35	211	659	.320
Georgia	31	147	461	.319
LSU	34	111	353	.314
Florida	33	176	599	.294
Arkansas	33	167	580	.288
South Carolina	35	157	569	.276
Ole Miss	30	119	435	.274
Mississippi State	30	127	466	.273
Alabama	31	103	400	.258

FREE THROW PCT.

TEAM	G	FT	FTA	PCT
Vanderbilt	33	454	623	.729
LSU	34	488	684	.713
TENNESSEE	36	536	759	.706
Kentucky	35	528	784	.673
Georgia	31	345	528	.653
Arkansas	33	380	583	.652
Florida	33	382	592	.645
Alabama	31	419	655	.640
Mississippi State	30	288	454	.634
Auburn	30	310	489	.634
Ole Miss	30	291	469	.620
South Carolina	35	372	633	.588

REBOUNDING MARGIN

TEAM	G	TEAM	AVG	OPP	AVG	MAR
TENNESSEE	36	1567	43.5	1257	34.9	+8.6
LSU	34	1334	39.2	1123	33.0	+6.2
Florida	33	1408	42.7	1233	37.4	+5.3
South Carolina	35	1323	37.8	1199	34.3	+3.5
Vanderbilt	33	1258	38.1	1144	34.7	+3.5
Arkansas	33	1277	38.7	1172	35.5	+3.2
Kentucky	35	1379	39.4	1281	36.6	+2.8
Georgia	31	1207	38.9	1122	36.2	+2.7
Auburn	30	1120	37.3	1093	36.4	+0.9
Ole Miss	30	1221	40.7	1260	42.0	-1.3
Alabama	31	1208	39.0	1253	40.4	-1.5
Mississippi State	30	1195	39.8	1274	42.5	-2.6

BLOCKED SHOTS

TEAM	G	NO	AVG/G
Auburn	30	181	6.0
Mississippi State	30	153	5.1
TENNESSEE	36	167	4.6
LSU	34	146	4.3
Florida	33	138	4.2
South Carolina	35	139	4.0
Vanderbilt	33	130	3.9
Arkansas	33	127	3.8
Kentucky	35	129	3.7
Ole Miss	30	106	3.5
Alabama	31	84	2.7
Georgia	31	69	2.2

2012 FINAL SEC TEAM STATISTICS

ASSISTS

TEAM	G	NO	AVG/G
Vanderbilt	33	506	15.3
TENNESSEE	36	525	14.6
Florida	33	459	13.9
LSU	34	457	13.4
Arkansas	33	431	13.1
Georgia	31	392	12.6
Kentucky	35	439	12.5
Ole Miss	30	361	12.0
Auburn	30	359	12.0
South Carolina	35	391	11.2
Mississippi State	30	298	9.9
Alabama	31	292	9.4

STEALS

TEAM	G	NO	AVG/G
Kentucky	35	422	12.1
Georgia	31	334	10.8
Auburn	30	295	9.8
Arkansas	33	317	9.6
Alabama	31	284	9.2
Mississippi State	30	274	9.1
Florida	33	298	9.0
South Carolina	35	299	8.5
LSU	34	282	8.3
TENNESSEE	36	287	8.0
Vanderbilt	33	257	7.8
Ole Miss	30	222	7.4

2012 FINAL SEC INDIVIDUAL STATISTICS

POINTS

PLAYER-TEAM	G	FG	3FG	FT	PTS	AVG/G
Christina Foggie-VU	33	195	91	104	585	17.7
Shekinna Stricklen-UT	35	198	56	87	539	15.4
A'dia Mathies-UK	34	181	51	96	509	15.0
Diamber Johnson-MS	30	161	35	83	440	14.7
Glorry Johnson-UT	36	186	1	138	511	14.2
Valencia McFarland-UM	30	145	41	74	405	13.5
Porsha Porter-MS	29	134	27	82	377	13.0
Jasmine Hassell-UG	31	164	0	74	402	13.0
Lasondra Barrett-LS	34	117	24	177	435	12.8
Jennifer George-UF	33	175	0	72	422	12.8

REBOUNDS

PLAYER-TEAM	G	OFF	DEF	TOT	AVG/G
Glorry Johnson-UT	36	132	223	355	9.9
Jennifer George-UF	33	123	166	289	8.8
Nikki Byrd-UM	28	93	142	235	8.4
Stephanie Holzer-VU	33	92	155	247	7.5
Tiffany Clarke-VU	33	97	140	237	7.2
Martha Alwal-MS	30	76	139	215	7.2
Lasondra Barrett-LS	34	65	177	242	7.1
Vicki Baugh-UT	35	83	151	234	6.7
Shekinna Stricklen-UT	35	89	143	232	6.6
Ashley Daniels-AR	33	96	114	210	6.4

FIELD GOAL PCT. (min 5.0 FGM per game)

PLAYER-TEAM	G	FG	FGA	PCT
Vicki Baugh-UT	35	105	182	.577
Tiffany Clarke-VU	33	137	242	.566
Jasmine Hassell-UG	31	164	302	.543
Glorry Johnson-UT	36	186	346	.538
Jennifer George-UF	33	175	326	.537
Stephanie Holzer-VU	33	153	287	.533
Nikki Byrd-UM	28	126	240	.525
Courtney Jones-LS	34	103	221	.466
Anne Marie Armstrong-UG	31	141	309	.456
Christina Foggie-VU	33	195	433	.450

3-POINT FG PCT. (min 2.0 3FGM per game)

PLAYER-TEAM	G	3FG	3FGA	PCT
Christina Foggie-VU	33	91	219	.416
Blanche Alverson-AU	30	56	136	.412
Taber Spani-UT	27	34	85	.400
A'dia Mathies-UK	34	51	135	.378
Markeshia Grant-SC	35	64	176	.364
Khaalidah Miller-UG	31	72	203	.355
Shekinna Stricklen-UT	35	56	159	.352
Jasmine Lister-VU	33	46	132	.348
Keyla Snowden-UK	35	60	174	.345
Jordan Jones-UF	32	67	198	.338

FREE THROW PCT.

PLAYER-TEAM	G	FT	FTA	PCT
Jasmine Lister-VU	33	87	104	.837
Christina Foggie-VU	33	104	125	.832
Meghan Perkins-UA	29	66	83	.795
Ariel Messengale-UT	33	66	85	.776
Lasondra Barrett-LS	34	177	236	.750
Diamber Johnson-MS	30	83	111	.748
Sarah Watkins-AR	33	82	111	.739
Shekinna Stricklen-UT	35	87	118	.737
Bria Goss-UK	35	98	134	.731
Courtney Jones-LS	34	95	130	.731

ASSISTS

PLAYER-TEAM	G	ASSISTS	AVG/G
Jasmine Lister-VU	33	176	5.3
Ariel Messengale-UT	33	162	4.9
Valencia McFarland-UM	30	142	4.7
C'eira Ricketts-AR	33	143	4.3
Diamber Johnson-MS	30	109	3.6
Jasmine James-UG	24	81	3.4
Ieasia Walker-SC	35	113	3.2
Lanita Bartley-UF	33	105	3.2
Anne Marie Armstrong-UG	31	92	3.0
Jeanne Kenney-LS	32	90	2.8

STEALS

PLAYER-TEAM	GP	STEALS	AVG/G
Porsha Porter-MS	29	91	3.1
C'eira Ricketts-AR	33	88	2.7
Jasmine James-UG	24	64	2.7
A'dia Mathies-UK	34	87	2.6
Anne Marie Armstrong-UG	31	69	2.2
Valencia McFarland-UM	30	62	2.1
Lanita Bartley-UF	33	63	1.9
Khaalidah Miller-UG	31	58	1.9
Meredith Mitchell-UG	31	57	1.8
Ieasia Walker-SC	35	63	1.8

BLOCKED SHOTS

PLAYER-TEAM	G	BLOCKS	AVG/G
Martha Alwal-MS	30	82	2.7
Azania Stewart-UF	33	70	2.1
Sarah Watkins-AR	33	63	1.9
Jassany Williams-AU	30	57	1.9
Jennifer George-UF	33	53	1.6
Stephanie Holzer-VU	33	48	1.5
Glorry Johnson-UT	36	41	1.1
Anne Marie Armstrong-UG	31	33	1.1
Hasina Muhammad-AU	30	31	1.0
Tiffany Clarke-VU	33	33	1.0
Shanece McKinney-LS	27	27	1.0

GENERAL

STAFF

PLAYERS

REVIEW

HISTORY

FACILITIES

NCAA

SEC

RECORDS

MEDIA INFO



TENNESSEE AT THE TOP OF THE SEC

SEC HISTORY /// REGULAR SEASON AND TOURNAMENT CHAMPIONS

Year	Champion	SEC	Overall	Coach	Tournament Champion (Site)	Coach
1980	TENNESSEE		33-5	Pat Head	TENNESSEE (Knoxville, Tenn.)	Pat Head
1981	Auburn		26-7	Joe Ciampi	Auburn (Baton Rouge, La.)	Joe Ciampi
1982	Kentucky		24-8	Terry Hall	Kentucky (Lexington, Ky.)	Terry Hall
1983	Georgia	4-4	27-7	Andy Landers	Georgia (Athens, Ga.)	Andy Landers
1984	Georgia	7-1	30-3	Andy Landers	Georgia (Athens, Ga.)	Andy Landers
1985	TENNESSEE	4-4	22-10	Pat Summitt	TENNESSEE (Oxford, Miss.)	Pat Summitt
1986	Georgia	9-0	30-2	Andy Landers	Georgia (Athens, Ga.)	Andy Landers
1987	Auburn	8-1	31-2	Joe Ciampi	Auburn (Albany, Ga.)	Joe Ciampi
1988	Auburn	9-0	32-3	Joe Ciampi	TENNESSEE (Albany, Ga.)	Pat Summitt
1989	Auburn	9-0	32-2	Joe Ciampi	TENNESSEE (Albany, Ga.)	Pat Summitt
1990	TENNESSEE	8-1	27-6	Pat Summitt	Auburn (Albany, Ga.)	Joe Ciampi
1991	Georgia	9-0	28-4	Andy Landers	LSU (Albany, Ga.)	Sue Gunter
1992	Mississippi	11-0	29-3	Van Chancellor	TENNESSEE (Albany, Ga.)	Pat Summitt
1993	TENNESSEE	11-0	29-3	Pat Summitt	Vanderbilt (Chattanooga, Tenn.)	Jim Foster
1994	TENNESSEE	11-0	31-2	Pat Summitt	TENNESSEE (Chattanooga, Tenn.)	Pat Summitt
1995	TENNESSEE	11-0	34-3	Pat Summitt	Vanderbilt (Chattanooga, Tenn.)	Jim Foster
1996	Georgia	10-1	28-5	Andy Landers	TENNESSEE (Chattanooga, Tenn.)	Pat Summitt
1997	Georgia	11-1	25-6	Andy Landers	Auburn (Chattanooga, Tenn.)	Joe Ciampi
1998	TENNESSEE	14-0	39-0	Pat Summitt	TENNESSEE (Columbus, Ga.)	Pat Summitt
1999	TENNESSEE	13-1	31-3	Pat Summitt	TENNESSEE (Chattanooga, Tenn.)	Pat Summitt
2000	* TENNESSEE	13-1	33-4	Pat Summitt	TENNESSEE (Chattanooga, Tenn.)	Pat Summitt
	*Georgia	13-1	32-4	Andy Landers		
2001	TENNESSEE	14-0	31-3	Pat Summitt	Georgia (Memphis, Tenn.)	Andy Landers
2002	TENNESSEE	13-1	29-5	Pat Summitt	Vanderbilt (Nashville, Tenn.)	Jim Foster
2003	TENNESSEE	14-0	33-5	Pat Summitt	LSU (North Little Rock, Ark.)	Sue Gunter
2004	TENNESSEE	14-0	31-4	Pat Summitt	Vanderbilt (Nashville, Tenn.)	Melanie Balcomb
2005	LSU	14-0	33-3	Pokey Chatman	TENNESSEE (Greenville, S.C.)	Pat Summitt
2006	LSU	13-1	31-4	Pokey Chatman	TENNESSEE (North Little Rock, Ark.)	Pat Summitt
2007	TENNESSEE	14-0	34-3	Pat Summitt	Vanderbilt (Duluth, Ga.)	Melanie Balcomb
2008	LSU	14-0	31-6	Van Chancellor	TENNESSEE (Nashville, Tenn.)	Pat Summitt
2009	Auburn	12-2	30-4	Nell Fortner	Vanderbilt (North Little Rock, Ark.)	Melanie Balcomb
2010	TENNESSEE	15-1	32-3	Pat Summitt	TENNESSEE (Duluth, Ga.)	Pat Summitt
2011	TENNESSEE	16-0	34-3	Pat Summitt	TENNESSEE (Nashville, Tenn.)	Pat Summitt
2012	Kentucky	13-3	28-7	Matthew Mitchell	TENNESSEE (Nashville, Tenn.)	Pat Summitt

* tied for regular season championship

SEC TOURNAMENT RECORDS (1980-2012)

Team	Year	Won	Lost	Pct.	Titles
TENNESSEE	33	69	17	.802	16
Vanderbilt	33	44	27	.620	6
Georgia	33	43	29	.597	4
Auburn	33	34	31	.523	4
LSU	33	31	32	.491	2
Ole Miss	33	25	33	.431	0
Kentucky	33	25	34	.424	1
Alabama	33	24	33	.421	0
Florida	33	17	33	.340	0
Arkansas	21	10	21	.323	0
Mississippi State	33	14	33	.298	0
South Carolina	21	6	21	.222	0
Missouri	0	0	0	.000	0
Texas A&M	0	0	0	.000	0

ALL-TIME RECORDS

(According to Schools' Media Guides)

Team	Year	Won	Lost	Pct.
TENNESSEE	67	1191	265	.818
Georgia	39	832	353	.702
LSU	37	797	369	.684
Auburn	42	811	378	.682
Vanderbilt	35	739	358	.674
Ole Miss	38	744	419	.640
Arkansas	36	653	411	.614
Kentucky	38	656	471	.582
Alabama	38	645	480	.573
Missouri	37	639	483	.570
Florida	38	629	481	.567
Texas A&M	37	638	520	.551
South Carolina	38	647	487	.501
Mississippi State	38	527	559	.485

ALL-TIME SEC STANDINGS

(Regular-Season Games Only, 1983-2012)

Team	Won	Lost	Pct.	Titles
TENNESSEE	317	44	.878	16
Georgia	244	119	.672	7
LSU	220	141	.608	3
Vanderbilt	210	151	.582	0
Auburn	192	168	.533	5
Ole Miss	162	199	.449	1
Florida	159	204	.438	0
Kentucky	145	216	.402	2
Arkansas	105	178	.371	0
Alabama	132	229	.366	0
South Carolina	91	192	.322	0
Mississippi State	112	249	.310	0
Missouri	0	0	.000	0
Texas A&M	0	0	.000	0

SERIES RECORDS /// THROUGH 2011-12 SEASON

	UA	AR	AU	UF	UG	UK	LSU	UM	MSU	MO	USC	UT	TAMU	VU
UA		14-16	34-41	29-20	9-34	16-22	16-34	19-32	34-15	1-2	15-15	2-45	0-0	11-28
AR	16-14		12-18	8-20	4-26	13-16	12-29	11-23	18-12	5-4	18-8	2-23	20-3	6-20
AU	42-34	17-12		33-17	16-24	25-16	29-17	30-22	32-16	2-0	21-15	10-36	0-2	15-26
UF	22-29	20-8	17-32		14-46	22-24	11-24	18-13	22-18	0-0	21-9	3-44	0-1	19-31
UG	34-9	26-4	24-16	46-14		34-13	21-17	29-11	26-12	2-1	32-7	15-43	0-1	31-25
UK	22-16	16-13	16-25	24-22	13-34		10-30	13-20	21-17	1-1	30-18	8-49	0-0	17-27
LSU	34-16	29-12	17-29	24-11	16-22	30-10		28-21	42-7	2-2	22-4	12-43	7-4	17-23
UM	33-19	23-11	22-30	13-18	11-29	20-13	21-28		61-22	1-0	18-14	7-39	1-1	15-26
MSU	15-34	12-18	16-32	18-22	12-26	17-21	6-43	22-61		0-1	16-11	0-33	0-0	14-34
MO	2-1	4-5	0-2	0-0	1-2	1-1	2-2	0-1	0-0		0-1	0-3	7-12	0-0
USC	16-15	9-17	15-21	10-20	7-32	18-30	4-22	15-17	11-16	1-0		2-43	0-0	8-21
UT	45-2	23-2	36-10	44-3	44-15	49-8	43-12	39-7	33-0	3-0	45-3		2-0	60-8
TAMU	0-0	3-20	2-0	1-0	1-0	0-0	4-7	1-1	1-0	12-7	0-0	0-2		0-2
VU	28-11	20-6	26-16	31-19	25-31	27-17	23-17	26-15	34-14	0-0	21-8	8-59	2-0	

TENNESSEE'S SEC TOURNAMENT HISTORY

2012 SEC TOURNAMENT **NASHVILLE, TENNESSEE**
 FINALS: Tennessee def. LSU 70-58 (3-4-12)
 SEMIFINALS: Tennessee def. South Carolina 74-58 (3-3-12)
 SECOND ROUND: Tennessee def. Vanderbilt 68-57 (3-2-12)

2011 SEC TOURNAMENT **NASHVILLE, TENNESSEE**
 FINALS: Tennessee def. Kentucky 90-65 (3-6-11)
 SEMIFINALS: Tennessee def. Georgia 82-58 (3-5-11)
 SECOND ROUND: Tennessee def. Florida 92-75 (3-4-11)

2010 SEC TOURNAMENT **DULUTH, GEORGIA**
 FINALS: Tennessee def. Kentucky, 70-62 (3-7-10)
 SEMIFINALS: Tennessee def. Vanderbilt, 68-49 (3-6-10)
 SECOND ROUND: Tennessee def. Mississippi, 76-51 (3-5-10)

2009 SEC TOURNAMENT **NORTH LITTLE ROCK, ARKANSAS**
 SEMIFINALS: Auburn def. Tennessee, 78-58 (3-7-09)
 SECOND ROUND: Tennessee def. Florida, 71-67 (3-6-09)
 FIRST ROUND: Tennessee def. Alabama, 68-49 (3-5-09)

2008 SEC TOURNAMENT **NASHVILLE, TENNESSEE**
 FINALS: Tennessee def. LSU, 61-55 (3-9-08)
 SEMIFINALS: Tennessee def. Vanderbilt, 63-48 (3-8-08)
 SECOND ROUND: Tennessee def. Florida, 92-61 (3-7-08)

2007 SEC TOURNAMENT **DULUTH, GEORGIA**
 SEMIFINALS: LSU def. Tennessee, 63-54 (3-3-07)
 SECOND ROUND: Tennessee def. South Carolina, 81-63 (3-2-07)

2006 SEC TOURNAMENT **NORTH LITTLE ROCK, ARKANSAS**
 FINALS: Tennessee def. LSU, 63-62 (3-5-06)
 SEMIFINALS: Tennessee def. Georgia, 89-79 (3-4-06)
 SECOND ROUND: Tennessee def. Auburn, 77-45 (3-3-06)

2005 SEC TOURNAMENT **GREENVILLE, SOUTH CAROLINA**
 FINALS: Tennessee def. LSU, 67-65 (3-6-05)
 SEMIFINALS: Tennessee def. Vanderbilt, 76-73 (3-5-05)
 SECOND ROUND: Tennessee def. Auburn, 64-54 (3-4-05)

2004 SEC TOURNAMENT **NASHVILLE, TENNESSEE**
 SEMIFINALS: Georgia def. Tennessee, 68-66 (OT) (3-6-04)
 SECOND ROUND: Tennessee def. Mississippi State, 67-57 (3-5-04)

2003 SEC TOURNAMENT **NORTH LITTLE ROCK, ARKANSAS**
 FINALS: Louisiana State def. Tennessee, 78-62 (3-9-03)
 SEMIFINALS: Tennessee def. Mississippi State, 76-75 (3-8-03)
 SECOND ROUND: Tennessee def. Auburn, 66-51 (3-7-03)

2002 SEC TOURNAMENT **NASHVILLE, TENNESSEE**
 SEMIFINALS: Louisiana State def. Tennessee, 81-80 (3-2-02)
 SECOND ROUND: Tennessee def. Georgia, 81-67 (3-1-02)

2001 SEC TOURNAMENT **MEMPHIS, TENNESSEE**
 SEMIFINALS: Vanderbilt def. Tennessee, 77-74 (3-3-01)
 SECOND ROUND: Tennessee def. Alabama, 82-52 (3-2-01)

2000 SEC TOURNAMENT **CHATTANOOGA, TENNESSEE**
 FINALS: Tennessee def. Mississippi State, 70-67 (3-5-00)
 SEMIFINALS: Tennessee def. Vanderbilt, 61-53 (3-4-00)
 SECOND ROUND: Tennessee def. Florida, 91-79 (3-3-00)

1999 SEC TOURNAMENT **CHATTANOOGA, TENNESSEE**
 FINALS: Tennessee def. Georgia, 85-69 (2-28-99)
 SEMIFINALS: Tennessee def. Alabama, 80-69 (2-27-99)
 SECOND ROUND: Tennessee def. Florida, 92-80 (2-26-99)

1998 SEC TOURNAMENT **COLUMBUS, GEORGIA**
 FINALS: Tennessee def. Alabama, 67-63 (3-1-98)
 SEMIFINALS: Tennessee def. Vanderbilt, 106-45 (2-28-98)
 SECOND ROUND: Tennessee def. Mississippi State, 88-60 (2-27-98)

1997 SEC TOURNAMENT **CHATTANOOGA, TENNESSEE**
 SEMIFINALS: Auburn def. Tennessee, 61-59 (3-2-97)
 SECOND ROUND: Tennessee def. LSU, 100-99 (OT) (3-1-97)
 FIRST ROUND: Tennessee def. South Carolina, 75-48 (2-28-97)

1996 SEC TOURNAMENT **CHATTANOOGA, TENNESSEE**
 FINALS: Tennessee def. Alabama, 64-60 (3-4-96)
 SEMIFINALS: Tennessee def. Florida, 74-63 (3-3-96)
 SECOND ROUND: Tennessee def. Mississippi, 73-51 (3-2-96)

1995 SEC TOURNAMENT **CHATTANOOGA, TENNESSEE**
 FINALS: Vanderbilt def. Tennessee, 67-61 (3-6-95)
 SEMIFINALS: Tennessee def. Alabama, 84-70 (3-5-95)
 SECOND ROUND: Tennessee def. Kentucky, 74-62 (3-4-95)

1994 SEC TOURNAMENT **CHATTANOOGA, TENNESSEE**
 FINALS: Tennessee def. Vanderbilt, 82-57 (3-7-94)
 SEMIFINALS: Tennessee def. Alabama, 72-56 (3-6-94)
 SECOND ROUND: Tennessee def. Georgia, 86-72 (3-5-94)

1993 SEC TOURNAMENT **CHATTANOOGA, TENNESSEE**
 SECOND ROUND: Georgia def. Tennessee, 73-72 (3-6-93)

1992 SEC TOURNAMENT **ALBANY, GEORGIA**
 FINALS: Tennessee def. Georgia, 73-66 (3-9-92)
 SEMIFINALS: Tennessee def. Kentucky, 90-84 (3-8-92)
 SECOND ROUND: Tennessee def. Louisiana State, 70-65 (3-7-92)

1991 SEC TOURNAMENT **ALBANY, GEORGIA**
 FINALS: Louisiana State def. Tennessee, 80-75 (3-4-91)
 SEMIFINALS: Tennessee def. Auburn, 70-62 (3-3-91)
 SECOND ROUND: Tennessee def. Vanderbilt, 62-60 (3-2-91)

1990 SEC TOURNAMENT **ALBANY, GEORGIA**
 FINALS: Auburn def. Tennessee, 78-77 (3-5-90)
 SEMIFINALS: Tennessee def. Georgia, 73-54 (3-4-90)
 SECOND ROUND: Tennessee def. Florida, 81-56 (3-3-90)

1989 SEC TOURNAMENT **ALBANY, GEORGIA**
 FINALS: Tennessee def. Auburn, 66-51 (3-6-89)
 SEMIFINALS: Tennessee def. Mississippi, 82-60 (3-5-89)
 SECOND ROUND: Tennessee def. Alabama, 89-61 (3-4-89)

1988 SEC TOURNAMENT **ALBANY, GEORGIA**
 FINALS: Tennessee def. Auburn, 63-60 (3-7-88)
 SEMIFINALS: Tennessee def. Georgia, 82-76 (3-6-88)
 SECOND ROUND: Tennessee def. Kentucky, 100-66 (3-5-88)

1987 SEC TOURNAMENT **ALBANY, GEORGIA**
 SEMIFINALS: Auburn def. Tennessee, 102-96 (3-6-87)
 SECOND ROUND: Tennessee def. Louisiana State, 64-63 (3-5-87)

1986 SEC TOURNAMENT **ATHENS, GEORGIA**
 SECOND ROUND: Mississippi def. Tennessee, 83-78 (2-28-86)

1985 SEC TOURNAMENT **OXFORD, MISSISSIPPI**
 FINALS: Tennessee def. Auburn, 63-60 (3-4-85)
 SEMIFINALS: Tennessee def. Ole Miss, 79-71 (3-3-85)
 SECOND ROUND: Tennessee def. Louisiana State, 85-78 (2-27-85)

1984 SEC TOURNAMENT **ATHENS, GEORGIA**
 SECOND ROUND: Alabama def. Tennessee, 85-66 (3-3-84)

1983 SEC TOURNAMENT **KNOXVILLE, TENNESSEE**
 CONSO-FINALS: Tennessee def. Auburn, 83-75 (3-6-83)
 SEMIFINALS: Georgia def. Tennessee, 71-65 (3-5-83)
 SECOND ROUND: Tennessee def. Alabama, 91-73 (3-4-83)

1982 SEC TOURNAMENT **LEXINGTON, KENTUCKY**
 FINALS: Kentucky def. Tennessee, 80-74 (2-28-82)
 SEMIFINALS: Tennessee def. Georgia, 55-44 (2-27-82)
 SECOND ROUND: Tennessee def. Vanderbilt, 80-75 (2-26-82)

1981 SEC TOURNAMENT **BATON ROUGE, LOUISIANA**
 SECOND ROUND: Alabama def. Tennessee, 77-71 (1-30-81)

1980 SEC TOURNAMENT **KNOXVILLE, TENNESSEE**
 FINALS: Tennessee def. Mississippi, 85-71 (2-10-80)
 SEMIFINALS: Tennessee def. Auburn, 72-61 (2-9-80)
 SECOND ROUND: Tennessee def. Florida, 118-44 (2-8-80)

COMBINED 32 TITLES /// 16 REGULAR SEASON AND 16 TOURNAMENT CROWNS

- 2012: Tournament Champions
- 2011: Regular Season & Tournament Champions
- 2010: Regular Season & Tournament Champions
- 2008: Tournament Champions
- 2007: Regular Season Champions
- 2006: Tournament Champions
- 2005: Tournament Champions
- 2004: Regular Season Champions
- 2003: Regular Season Champions
- 2002: Regular Season Champions
- 2001: Regular Season Champions
- 2000: Regular Season & Tournament Champions
- 1999: Regular Season & Tournament Champions
- 1998: Regular Season & Tournament Champions
- 1996: Tournament Champions
- 1995: Regular Season Champions
- 1994: Regular Season & Tournament Champions
- 1993: Regular Season Champions
- 1992: Tournament Champions
- 1990: Regular Season Champions
- 1989: Tournament Champions
- 1988: Tournament Champions
- 1985: Regular Season & Tournament Champions
- 1980: Regular Season & Tournament Champions

GENERAL

STAFF

PLAYERS

REVIEW

HISTORY

FACILITIES

NCAA

SEC

RECORDS

MEDIA INFO



LADY VOL CONFERENCE RECOGNITION

SEC PLAYER OF THE YEAR

1989	Bridgette Gordon
1992	Dena Head
1994, '95	Nikki McCray
1998, '99	Chamique Holdsclaw
2007	Candace Parker
2011	Shekinna Stricklen

SEC ROOKIE OF THE YEAR

1986	Bridgette Gordon
1989	Dena Head
1996	Chamique Holdsclaw
1998	Tamika Catchings
2006	Candace Parker
2008	Angie Bjorklund
2011	Meighan Simmons

SEC FEMALE ATHLETE OF THE YEAR

1989	Bridgette Gordon
1991	Daedra Charles
1998, '99	Chamique Holdsclaw
2008	Candace Parker

SEC ALL-FRESHMAN TEAM

1986	Bridgette Gordon
1987	Tonya Edwards
1988	Kris Durham
1989	Dena Head
1990	Lisa Harrison
1991	Nikki Caldwell
1991	Peggy Evans
1992	Tiffany Woosley
1992	Dana Johnson
1993	Latina Davis
1994	Pashen Thompson
1995	Tiffani Johnson
1996	Chamique Holdsclaw
1998	Semeka Randall
1998	Tamika Catchings
2000	Gwen Jackson
2000	Kara Lawson
2001	Ashley Robinson
2002	Shyra Ely
2002	Loree Moore
2003	Shanna Zolman
2004	Sidney Spencer
2005	Nicky Anosike
2005	Alexis Hornbuckle
2006	Candace Parker
2008	Angie Bjorklund
2009	Glory Johnson
2009	Shekinna Stricklen
2011	Meighan Simmons
2012	Ariel Massengale

ALL-SEC (COACHES) SELECTIONS

1982, '84	Mary Ostrowski
1982	Paula Towns
1983, '84	Tanya Haave
1983	Lea Henry
1985	Shelia Collins
1986, '87, '88, '89	Bridgette Gordon
1987, '88, '89	Sheila Frost
1988	Dawn Marsh (2nd)
1988, '90	Tonya Edwards ('88 2nd)
1989	Melissa McCray (2nd)
1990, '91	Daedra Charles
1990, '91, '92	Dena Head ('90 2nd)
1992	Peggy Evans
1993	Lisa Harrison
1993, '94, '95	Nikki McCray ('93 2nd)
1993, '94	Tiffany Woosley ('94 2nd)
1994, '95	Dana Johnson
1995, '96	Michelle Marciniak ('96 2nd)
1996	Latina Davis (2nd)
1996, '97, '98, '99	Chamique Holdsclaw
1997	Abby Conklin (2nd)
1998, '99, '00, '01	Tamika Catchings ('01 2nd)
1998, '99, '00, '01	Semeka Randall ('98, '00 2nd)
1999	Kellie Jolly (2nd)

2000, '01, '02, '03	Kara Lawson
2000, '01, '02	Michelle Snow ('00, '02, 2nd)
2001, '03	Gwen Jackson
2004	Tasha Butts (2nd)
2004, '05	Shyra Ely
2004, '05, '06	Shanna Zolman ('04, '05 2nd)
2006, '07, '08	Alexis Hornbuckle ('06 2nd)
2006, '07, '08	Candace Parker
2007	Sidney Spencer (2nd)
2008	Shannon Bobbitt (2nd)
2009, '10	Angie Bjorklund ('09 2nd)
2009, '10, '11, '12	Shekinna Stricklen ('09, '10 2nd)
2010	Kelley Cain
2011, '12	Glory Johnson
2011	Meighan Simmons (2nd)

AP ALL-SEC SELECTIONS

1999	Chamique Holdsclaw
1999, 2000	Tamika Catchings ('09 2nd)
1999, 2000	Semeka Randall ('00 2nd)
2004	Tasha Butts (3rd)
2006, '07, '08	Candace Parker ('06 2nd)
2008	Shannon Bobbitt (2nd)
2008	Alexis Hornbuckle (2nd)
2010, '11, '12	Shekinna Stricklen ('10 2nd)
2011	Meighan Simmons (2nd)
2011, '12	Glory Johnson

SEC DEFENSIVE PLAYER OF THE YEAR

2012	Glory Johnson
------	---------------

SEC ALL-DEFENSIVE TEAM

2008	Alexis Hornbuckle
2010	Kelley Cain
2011	Glory Johnson
2012	Glory Johnson

SEC ALL-TOURNAMENT TEAM

1980	Cindy Noble
1980	Jill Rankin (MVP)
1980	Holly Warlick
1982	Mary Ostrowski
1982, '83	Tanya Haave
1985	Shelia Collins (MVP)
1985	Dawn Marsh
1987	Kathy Spinks
1988, '89	Bridgette Gordon (MVP)
1989, '90, '92	Dena Head ('92 MVP)
1989	Sheila Frost
1990, '91	Daedra Charles
1992	Peggy Evans
1994	Tiffany Woosley (MVP)
1994, '95	Nikki McCray
1996	Michelle Marciniak
1996, '97, '98, '99	Chamique Holdsclaw (MVP)
1998, '99, 2000	Tamika Catchings
1998	Semeka Randall
1999, 2000	Michelle Snow
2002, '03	Kara Lawson
2004, '05	Shyra Ely ('05 MVP)
2005	Shanna Zolman
2005	Brittany Jackson
2006, '08	Candace Parker (MVP)
2006	Sidney Spencer
2007	Alexis Hornbuckle
2008	Shannon Bobbitt
2009, '11	Angie Bjorklund
2010	Alyssia Brewer (MVP)
2010	Alicia Manning
2010, '11, 12	Shekinna Stricklen ('11 MVP)
2011, '12	Glory Johnson ('12 MVP)

SEC 6TH WOMAN OF THE YEAR

2010	Alyssia Brewer
------	----------------

SEC COMMUNITY SERVICE TEAM

1999	Kellie Jolly
2000	Tamika Catchings
2001, '03	Kara Lawson
2002	April McDivitt
2004	Tasha Butts

LADY VOL CONFERENCE RECOGNITION

2005 Tye'sha Fluker
 2006 Shanna Zolman
 2007 Sidney Spencer
 2008 Nicky Anosike
 2009 Alex Fuller
 2010 Glory Johnson
 2011 Angie Bjorklund
 2012 Glory Johnson

SEC ACADEMIC HONOR ROLL

1983, '84 Tanya Haave
 1984, '85 Linda Ray
 1987, '88 Jennifer Tuggle
 1988 Lisa Webb
 1989 Melissa McCray
 1990, '91, '92 Debbie Hawhee
 1990 Debbie Scott
 1990 Tonya Edwards
 1991, '92 Regina Clark
 1991, '92 Jody Adams
 1992 Peggy Evans
 1993 Lisa Harrison
 1994 Rochone Dilligard
 1994 Vonda Ward
 1994, '96 Michelle Marciniak
 1995 Nikki McCray
 1995, '96, '97 Abby Conklin
 1996, '97, '98 Brynae Laxton
 1997, '98, '99 Kellie Jolly
 1998 Laurie Milligan
 1998, '99, 2000 Niya Butts

1999, '01 Kristen "Ace" Clement
 1999, '02 Tamika Catchings
 2000, '01, '02 Amanda Canon
 2000, '01, '02 Sarah Edwards
 2001, '02 Semeka Randall
 2001, '02, '03 Kara Lawson
 2001, '02 Kyra Elzy
 2001, '02 April McDivitt
 2003 Courtney McDaniel
 2004, '05, '06 Tye'sha Fluker
 2004, '05, '06 Shanna Zolman
 2004, '05, '06, '07 Sidney Spencer
 2004, '07 Dominique Redding
 2005 Shyra Ely
 2005, '06, '07, '08 Nicky Anosike
 2005, '06, '07, '08 Candace Parker
 2006, '07 Alex Fuller
 2007 Elizabeth Curry
 2008 Shannon Bobbitt
 2008, '09 Kelley Cain
 2009, '10 Cait McMahan
 2009, '12 Alicia Manning
 2009, '10, '11, '12 Briana Bass
 2009, '10, '11, '12 Vicki Baugh
 2008, '09, '10, '11 Angie Bjorklund
 2008, '09, '10, '11 Sydney Smallbone
 2009, '10, '11, '12 Glory Johnson
 2010, '11, '12 Taber Spani
 2011 Lauren Avant
 2012 Cierra Burdick
 2012 Isabelle Harrison

GENERAL

STAFF

PLAYERS

REVIEW

HISTORY

FACILITIES

NCAA

SEC

RECORDS

MEDIA INFO



TENNESSEE'S MOST DECORATED SEC PLAYERS

Angie Bjorklund

2008 Rookie of the Year, 2008 SEC All-Freshman, 2009 Academic, 2009 All-SEC (2nd), 2009 All-Tournament, 2010 Academic, 2010 All-SEC, 2011 All-Tournament, 2011 Academic

Tamika Catchings

1998 All-Tournament, 1998 All-SEC, 1998 Freshman of the Year; 1998 All-Freshman, 1999 All-Tournament, 1999 All-SEC, 1999 AP All-SEC, 1999 Academic, 2000 AP All-SEC, 2000 All-Tournament, 2001 All-SEC Second Team, 2002 Academic

Daedra Charles

1990, 1991 All-Tournament, 1991 SEC Female Athlete of the Year; 1990, 1991 All-SEC

Shyra Ely

2002 SEC All-Freshman, 2004, 2005 All-SEC & AP All-SEC, 2004, 2005 (MVP) All-Tournament, 2005 Academic

Bridgette Gordon

1986 All-SEC, 1986 Freshman of the Year, 1986 All-Freshman, 1987 All-SEC, 1988 All-SEC, 1988 Tournament MVP, 1988 All-Tournament, 1989 Female Athlete of the Year, 1989 Player of the Year, 1989 All-SEC, 1989 Tournament MVP, 1989 All-Tournament

Dena Head

1989 Freshman of the Year, 1989 All-Tournament, 1989 All-Freshman, 1990 All-Tournament, 1991 All-SEC, 1992 Player of the Year, 1992 All-SEC, 1992 Tournament MVP, 1992 All-Tournament

Tanya Haave

1982 All-Tournament, 1983 All-SEC, 1983 All-Tournament, 1983 Academic, 1984 All-SEC, 1984 Academic

Chamique Holdscraw

1996 All-SEC, 1996 Freshman of the Year, 1996 All-Freshman, 1996 All-Tournament;

1997 All-SEC; 1997 All-Tournament; 1998 SEC Female Athlete of the Year; 1998 Tournament MVP; 1998 All-Tournament; 1998 All-SEC, 1998 Player of the Year; 1999 SEC Female Athlete of the Year; 1999 Tournament MVP; 1999 All-Tournament; 1999 All-SEC, 1999 Player of the Year, 1999 AP All-SEC, 1999 AP SEC Player of the Year

Gwen Jackson

2000 All-Freshman, 2001 All-SEC, 2001 AP All-SEC Second Team, 2003 All-SEC, 2003 AP All-SEC Second Team

Dana Johnson

1992 All-Freshman, 1994 All-SEC, 1994 All-Tournament, 1995 All-SEC, 1995 All-Tournament

Glory Johnson

2009 SEC All-Freshman; 2009, 2010, 2011, 2012 SEC Academic Honor Roll; 2011, 2012 All-SEC (1st, 1st); 2011, 2012 AP All-SEC (1st, 1st); 2011, 2012 SEC All-Defensive; 2011, 2012 SEC All-Tournament; 2012 SEC Tournament MVP; 2012 SEC Defensive Player of the Year; 2012 SEC Community Service Team

Kara Lawson

2000 All-Freshman, 2000 All-SEC, 2000 AP All-SEC Second Team; 2001 All-SEC, 2001 AP All-SEC Second Team, 2001 Academic, 2001 SEC Good Works Team, 2002 Academic, 2002 All-SEC, 2002 AP All-SEC, 2003 SEC Good Works Team, 2003 Academic, 2003 All-Tournament, 2003 All-SEC, 2003 AP All-SEC

Michelle Marciniak

1994 Academic, 1995 All-SEC, 1996 Second Team, 1996 All-Tournament, 1996 Academic

Nikki McCray

1993 Second Team, 1994 Player of the Year, 1994 All-SEC, 1994 All-Tournament, 1995 Player of the Year, 1995 All-SEC, 1995 All-Tournament, 1995 Academic

Candace Parker

2005 Academic All-Freshman; 2006, 2007, 2008 Academic; 2006, 2007, 2008 All-SEC; 2006 (2nd), 2007, 2008 AP All-SEC; 2006 SEC All-Freshman; 2006 Rookie of the Year; 2006, 2008 All-Tournament (MVP); 2007 Player of the Year; 2007 AP SEC Player of the Year; 2008 SEC Female Athlete of the Year

Semeka Randall

1998 All-Tournament, 1998 Second Team, 1998 All-Freshman, 1999 All SEC, 1999 AP All-SEC, 2000 All-SEC, 2000 AP Second Team, 2000 Academic All-SEC, 2001 All-SEC Second Team, 2001 Academic All-SEC, 2002 Academic All-SEC

Michelle Snow

1999 All-Tournament, 2000 All-SEC Second Team (Coaches), 2000 AP Honorable Mention, 2000 All-Tournament; 2001 All-SEC, 2001 AP All-SEC Second Team, 2002 All-SEC (Second Team), 2002 AP All-SEC (Second Team)

Sidney Spencer

2004 SEC All-Freshman, 2007 All-SEC (2nd); 2007 AP All-SEC (HM), 2004, 2005, 2006, 2007 Academic, 2006 All-Tournament, 2007 SEC Good Works Team

Shekinna Stricklen

2009 SEC All-Freshman; 2009, 2010, 2011, 2012 All-SEC (2nd, 2nd, 1st, 1st); 2010, 2011, 2012 AP All-SEC (2nd, 1st, 1st); 2010, 2011, 2012 SEC All-Tournament; 2011 SEC Tournament MVP; 2011 SEC Player of the Year

Shanna Zolman

2003 SEC All-Freshman, 2004, 2005, 2006 All-SEC (2nd, 2nd, 1st), 2006 AP All-SEC (2nd); 2004, 2005, 2006 Academic, 2005 All-Tournament, 2006 SEC Good Works Team

LADY VOL SEC TOURNAMENT RECORDS

INDIVIDUAL RECORDS

MOST FG: 15, Shelia Collins, Ole Miss, 3-3-85, Semifinal, UT 79-71
MOST FGA: 28, Shelia Collins, Ole Miss, 3-3-85, Semifinal, UT 79-71
MOST 3pt FG: 7, Angie Bjorklund, Kentucky, 3-6-11, Championship, UT 90-65
MOST 3pt FGA: 13, Angie Bjorklund, Vanderbilt, 3-6-10, Semifinal, UT 68-49
MOST FT: 15, Shelia Collins, LSU, 2-27-85, First Round, UT 85-78
MOST FTA: 16 (twice), most recently Glory Johnson, Florida, 3-4-11, Second Round, 3-4-11, UT 92-75
MOST REBOUNDS: 18, Dana Johnson, Alabama, 3-6-94, Semifinal, UT 72-56
MOST POINTS: 40, Shelia Collins, Ole Miss, 3-3-85, Semifinal, UT 79-71
MOST ASSISTS: 18, Dawn Marsh, Georgia, 3-6-88, Semifinal, UT 82-76
MOST BLOCKS: 7, Kelley Cain, Alabama, 3-5-09, First Round, UT 68-49
MOST STEALS: 6, Tamika Catchings, Florida, 3-3-00, Second Round, UT 91-79
MOST MINUTES: 43, Kellie Jolly, LSU, 3-1-97, Semifinal, UT 100-99 (OT)

TEAM RECORDS

MOST FG: 45, Florida, 2-8-80, First Round, UT 118-44
MOST FGA: 83, Florida, 2-8-80, First Round, UT 118-44
BEST FG%: 63.1% (36-57), Ole Miss, 2-10-80, Championship, UT 85-71
MOST 3pt FG: 16, Kentucky, 3-6-11, Championship, UT 90-65
MOST 3pt FGA: 22, Florida, 3-7-08, Second Round, UT 92-61
BEST 3pt FG%: 85.7% (6-7), Vanderbilt, 2-28-98, Semifinal, UT 106-45
MOST FT: 34, Alabama, 3-6-94, Semifinal, UT 72-56
MOST FTA: 44, Alabama, 3-6-94, Semifinal, UT 72-56
BEST FT%: 94.4% (17-18), Vanderbilt, 3-7-94, Championship, UT 82-57

OPPONENT SEC TOURNAMENT RECORDS

INDIVIDUAL RECORDS

MOST FG: 17, Becky Jackson, Auburn, 3-6-83, Consolation, UT 83-75
MOST FGA: 32, Tan White, Mississippi State, 3-5-04, Second Round, UT 67-57
MOST 3pt FG: 5 (twice), most recently Ericka Russell, Alabama, 3-5-09, First Round, UT 68-49
MOST 3pt FGA: 12, Kaunda Williams, Alabama, 2-27-99, Semifinal, UT 80-69
MOST FT: 14, Ashley McElhiney, Vanderbilt, 3-3-01, Semifinal, Vanderbilt 77-74
MOST FTA: 16, Ashley McElhiney, Vanderbilt, 3-3-01, Semifinal, Vanderbilt 77-74
MOST REBOUNDS: 20, Sylvia Fowles, LSU, 3-3-07, Semifinal, LSU 63-54
MOST POINTS: 35, Jennifer Gillom, Mississippi, 3-1-86, Second Round, Mississippi 83-78
MOST ASSISTS: 12 (twice), most recently Temeka Johnson, LSU, 3-6-05, Championship, UT 67-65
MOST BLOCKS: 7 (twice), most recently by Sylvia Fowles, LSU, 3-5-06, Championship, UT 63-62
MOST STEALS: 5 (five times), most recently Ebonie Crawford, Florida, 3-6-09, Second Round, UT 71-67
MOST MINUTES: 43, Pietra Gray, Louisiana State, 3-1-97, Semifinal, UT 100-99

TEAM RECORDS

MOST FG: 39, Auburn, 3-6-87, Semifinal, Auburn 102-96
MOST FGA: 77, (3x), most recently Kentucky, 3-6-11, Championship, UT 90-65
BEST FG%: 53.6% (30-56), Vanderbilt, 3-5-05, Semifinal, UT 76-73

MOST REBOUNDS: 63, Florida, 2-8-80, First Round, UT 118-44
MOST FOULS: 28, Kentucky, 3-8-92, Semifinal, UT 94-80
MOST POINTS: 118, Florida, 2-8-80, First Round, UT 118-44
MOST ASSISTS: 29, Kentucky, 2-28-82, Championship, Kentucky 80-74
MOST TURNOVERS: 24, Georgia, 3-4-90, Semifinal, UT 73-54
MOST BLOCKS: 11 (twice), Alabama, 3-5-09, First Round, UT 68-49
MOST STEALS: 20, Florida, 2-8-80, First Round, UT 118-44
FEWEST FG: 17, Alabama, 3-6-94, Semifinal, UT 72-56
FEWEST FGA: 40, Georgia, 2-27-82, Semifinal, UT 55-44
LOWEST FG%: 28.4% (19-67), Auburn, 3-4-05, Second Round, UT 64-54
FEWEST 3pt FG: 0 (4 times)
FEWEST 3pt FGA: 0, Alabama, 3-4-89, Second Round, UT 89-61
LOWEST 3pt FG%: 00.0% (4 times)
FEWEST FT: 6 (twice), most recently Vanderbilt, 3-6-10, Semifinal, UT 68-49
FEWEST FTA: 7 (twice), most recently LSU, 3-3-07, Semifinal, LSU 63-54
LOWEST FT%: 51.4% (18-35), South Carolina, 2-28-97, First Round, UT 75-48
FEWEST REBOUNDS: 27, Auburn, 2-9-80, Semifinal, UT 72-61
FEWEST FOULS: 9, Auburn, 3-7-03, Second Round, UT 66-51
FEWEST POINTS: 54, LSU, 3-4-07, Semifinal, LSU 63-54
FEWEST ASSISTS: 5, Alabama, 3-4-96, Championship, UT 64-60
FEWEST TURNOVERS: 7, Kentucky, 3-5-88, Second Round, UT 100-66
FEWEST BLOCKS: 0 (5 times)
FEWEST STEALS: 2 (three times), most recently Mississippi, 3-5-10, Second Round, UT 76-51

MOST 3pt FG: 11, Vanderbilt, 3-5-05, Semifinal, UT 76-73
MOST 3pt FGA: 24, Mississippi State, 3-5-04, Second Round, UT 67-57
BEST 3pt FG%: 100% (2-2) Vanderbilt, 3-2-91, Second Round, UT 62-60
MOST FT: 25, Louisiana State, 3-2-02, Semifinal, LSU, 81-80
MOST FTA: 40, Auburn, 3-6-87, Semifinal, Auburn 102-96
BEST FT%: 95.2% (20-21) Georgia, 3-4-06, Semifinal, UT 89-79
MOST REBOUNDS: 48, Auburn, 3-7-88, Championship, UT 73-70
MOST FOULS: 32, Alabama, 3-6-94, Semifinal, UT 72-56
MOST POINTS: 102, Auburn, 3-6-87, Semifinal, Auburn 102-96
MOST ASSISTS: 27, Kentucky, 2-28-82, Championship, Kentucky 80-74
MOST TURNOVERS: 36, Alabama, 3-4-89, Second Round, UT 89-61
MOST BLOCKS: 9, Auburn, 3-4-05, Second Round, UT 64-54
MOST STEALS: 13 (twice), most recently South Carolina, 3-2-07, Second Round, UT 81-63
FEWEST FG: 16, Auburn, 3-3-06, Second Round, UT 77-45
FEWEST FGA: 43, Vanderbilt, 3-3-01, Semifinal, Vanderbilt 77-74
LOWEST FG%: 25.9% (20-77), Florida, 2-8-80, First Round, UT 118-44
FEWEST 3pt FG: 0 (4 times)
FEWEST 3pt FGA: 1, Alabama, 3-4-89, Second Round, UT 89-61
LOWEST 3pt FG%: 00.0% (4 times)
FEWEST FT: 2, Vanderbilt, 3-5-05, Semifinal, UT 76-73

SEC IN THE NCAA TOURNAMENT

NCAA APPEARANCES

SEC 188
 ACC 144
 Big Ten 128
 Big East 125
 Pac-12 104
 Big 12 98
 Atlantic 10 74
 Sun Belt 49
 C-USA 47
 MVC 40

NCAA TITLES

SEC 8
 Big East 8
 ACC 2
 Big 12 3
 Pac-12 2
 Independents 1
 Sun Belt 1
 Big Ten 1

NCAA TOURNAMENT WINS

SEC 347
 Big East 213
 ACC 209
 Big Ten 147
 Big 12 145
 Pac-12 132
 Sun Belt 65
 Atlantic 10 59
 Independents 32


NCAA FINAL FOUR APPEARANCES

SEC 34
 Big East 20
 ACC 14
 Pac-12 11
 Sun Belt 8
 Big Ten 8
 Big 12 8
 Independents 6
 Colonial 1

SEC YEAR-BY-YEAR NCAA PARTICIPATION

1982: 5
 1983: 5
 1984: 5
 1985: 4
 1986: 7
 1987: 6
 1988: 6
 1989: 6
 1990: 6
 1991: 7
 1992: 4
 1993: 6
 1994: 6
 1995: 7
 1996: 7
 1997: 7

FEWEST FTA: 5, Florida, 2-8-80, First Round, UT 118-44
LOWEST FT%: 33.3% (2-6), Vanderbilt, 3-5-05, UT 76-73
FEWEST REBOUNDS: 22 (three times), most recently Mississippi, 3-5-10, Second Round, UT 76-51
FEWEST FOULS: 10 (twice), Louisiana State, 3-5-06, Championship, UT 63-62
FEWEST POINTS: 44, Georgia, 2-27-82, Semifinal, UT 55-44
FEWEST ASSISTS: 4 (twice), Auburn, 3-3-06, Second Round, UT 77-45
FEWEST TURNOVERS: 7 (three times), South Carolina, 3-3-12, Semifinal, UT 74-58
FEWEST BLOCKS: 0, (11 times)
FEWEST STEALS: 1, LSU, 3-4-12, Championship, UT 70-58



RECORDS

GREAT LADY VOL SCORERS

The Tennessee Lady Vol basketball program has seen 36 of its 161 all-time players (through 2011-12 season) join the 1,000 point club at UT since Pat Summitt (1974-2012) ushered in the modern era of basketball. That's an amazing average of nearly one 1,000-point scorer for every year at Tennessee during that span.

Chamique Holdsclaw's career total of 3,025 points set the basketball standard for men or women at the University of Tennessee.

■ 3,000 CAREER POINTS

#23 CHAMIQUE HOLDSCLAW » 3,025 CAREER POINTS

6'2" » FORWARD » ASTORIA, NEW YORK

Year	GP	GS	Min	Avg	FG	FGA	Pct	3FG3FGA	Pct	FT	FTA	Pct	Off	Def	Tot	Avg	PF	FO	Ast	TO	Blk	Stl	Pts	Avg	
95-96	36	36	1057	29.4	237	507	.467	7	32	219	102	143	.713	124	202	326	9.1	92	3	74	95	17	32	583	16.2
96-97	39	38	1296	33.2	332	667	.498	17	50	340	122	183	.667	129	238	367	9.4	101	3	114	139	35	93	803	20.6
97-98	39	39	1168	29.9	370	678	.546	9	41	220	166	217	.765	133	195	328	8.4	82	1	117	109	36	110	915	23.5
98-99	34	34	1061	31.2	294	567	.519	3	21	143	133	188	.707	116	158	274	8.1	62	1	80	87	23	70	724	21.3
TOTAL	148	147	4582	31.0	1233	2419	.510	36	144	.250	523	731	.715	502	793	1295	8.8	337	8	385	430	111	305	3025	20.4

■ 2,000 CAREER POINTS

#30 BRIDGETTE GORDON » 2,462 CAREER POINTS

6'0" » FORWARD » DELAND, FLORIDA

Year	GP	GS	Min	Avg	FG	FGA	Pct	3FG3FGA	Pct	FT	FTA	Pct	Off	Def	Tot	Avg	PF	FO	Ast	TO	Blk	Stl	Pts	Avg	
85-86	34	20	873	25.7	206	429	.480	0	0.000	69	109	.633	101	107	208	6.1	58	0	53	66	11	75	481	14.1	
86-87	34	32	925	27.2	222	459	.484	0	0.000	115	160	.719	118	114	232	6.8	77	1	62	67	12	80	559	16.4	
87-88	33	33	977	29.6	289	534	.541	3	4	750	106	151	.702	119	105	224	6.8	71	1	80	79	18	76	687	20.8
88-89	36	36	1077	29.9	300	563	.533	2	6	333	133	190	.700	120	131	251	7.0	50	1	98	93	16	105	735	20.4
TOTAL	137	121	3852	28.1	1017	1985	.512	5	10	.500	423	610	.693	458	457	915	6.7	256	3	293	305	57	336	2462	18.0

#23 CANDACE PARKER » 2,137 CAREER POINTS

6'4" » GUARD/FORWARD/CENTER » NAPERVILLE, ILLINOIS

Year	GP	GS	Min	Avg	FG	FGA	Pct	3FG3FGA	Pct	FT	FTA	Pct	Off	Def	Tot	Avg	PF	FO	Ast	TO	Blk	Stl	Pts	Avg	
05-06	36	36	1126	31.3	230	417	.552	3	12	250	159	218	.729	82	216	298	8.3	73	1	103	82	86	56	622	17.3
06-07	36	36	1101	30.6	267	505	.529	6	18	333	166	232	.716	92	260	352	9.8	73	0	88	89	99	64	706	19.6
07-08	38	37	1132	29.8	300	560	.536	8	30	267	201	288	.698	87	235	322	8.5	67	0	96	91	90	88	809	21.3
TOTAL	110	109	3359	30.5	797	1482	.538	17	60	.283	526	738	.713	261	711	972	8.8	213	1	287	262	275	208	2137	19.4

#24 TAMIKA CATCHINGS » 2,113 CAREER POINTS

6'1" » FORWARD » DUNCANVILLE, TEXAS

Year	GP	GS	Min	Avg	FG	FGA	Pct	3FG3FGA	Pct	FT	FTA	Pct	Off	Def	Tot	Avg	PF	FO	Ast	TO	Blk	Stl	Pts	Avg	
97-98	39	38	1123	28.8	253	471	.537	40	110	364	165	217	.760	124	189	313	8.0	89	2	92	93	57	100	711	18.2
98-99	34	34	991	29.1	205	400	.513	19	68	279	134	173	.775	107	142	249	7.3	95	2	95	85	31	88	563	16.6
99-00	37	37	1143	30.9	209	440	.475	40	121	331	122	159	.767	118	174	292	7.9	77	0	101	81	28	92	580	15.7
00-01	17	17	465	27.4	93	195	.477	23	67	343	50	62	.806	72	78	150	8.8	35	0	50	34	20	31	259	15.2
TOTAL	127	126	3722	29.3	760	1506	.505	122	366	.333	471	611	.771	421	583	1004	7.9	296	4	338	293	136	311	2113	16.6

■ 1,000 CAREER POINTS

#20 KARA LAWSON » 1,950 CAREER POINTS

5'8" » GUARD » ALEXANDRIA, VIRGINIA

Year	GP	GS	Min	Avg	FG	FGA	Pct	3FG3FGA	Pct	FT	FTA	Pct	Off	Def	Tot	Avg	PF	FO	Ast	TO	Blk	Stl	Pts	Avg	
99-00	37	34	1036	28.0	168	367	.458	79	181	436	89	109	.817	43	109	152	4.1	79	0	102	50	7	51	504	13.6
00-01	34	31	899	26.4	132	305	.433	62	150	413	60	70	.857	16	103	119	3.5	53	0	113	56	3	34	386	11.4
01-02	34	34	1078	31.7	189	406	.466	38	115	330	96	115	.835	58	107	165	4.9	50	0	90	62	3	46	512	15.1
02-03	38	38	1185	31.2	186	397	.469	77	171	450	99	112	.884	52	133	185	4.9	37	0	151	54	7	43	548	14.4
TOTAL	143	137	4198	29.4	675	1475	.458	256	617	.415	344	406	.847	169	452	621	4.3	219	0	456	222	20	174	1950	13.6

#21 SEMEKA RANDALL » 1,915 CAREER POINTS
5'10" » GUARD » CLEVELAND, OHIO

Year	GP	GS	Min	Avg	FG	FGA	Pct	3FG3FGA	Pct	FT	FTA	Pct	Off	Def	Tot	Avg	PF	FO	Ast	TO	Blk	Stl	Pts	Avg	
97-98	38	21	988	26.0	224	460	.487	1	11	.091	155	213	.728	108	92	200	5.3	71	3	50	84	4	102	604	15.9
98-99	33	32	887	26.9	190	371	.512	2	8	.250	82	139	.590	77	83	160	4.8	65	1	46	96	5	60	464	14.1
99-00	37	37	1072	29.0	187	447	.418	9	35	.257	135	172	.785	95	101	196	5.3	62	0	69	91	4	72	518	14.0
00-01	32	29	775	24.2	130	312	.417	2	13	.154	67	94	.713	76	84	160	5.0	61	1	71	56	2	52	329	10.3
TOTAL	140	119	3722	26.6	731	1590	.460	14	67	.209	439	618	.710	356	360	716	5.1	259	5	236	327	15	286	1915	13.7

#40 SHEKINNA STRICKLEN » 1,882 CAREER POINTS
6'2" » GUARD/FORWARD » MORRILTON, ARKANSAS

Year	GP	GS	Min	Avg	FG	FGA	Pct	3FG3FGA	Pct	FT	FTA	Pct	Off	Def	Tot	Avg	PF	FO	Ast	TO	Blk	Stl	Pts	Avg	
08-09	32	32	1009	31.5	153	392	.390	32	110	.291	86	113	.761	79	111	190	5.9	92	3	95	105	21	58	424	13.3
09-10	35	35	1066	30.5	164	373	.440	33	103	.320	84	102	.824	76	137	213	6.1	52	0	135	87	25	43	445	12.7
10-11	37	37	1104	29.8	177	362	.489	42	109	.385	78	103	.757	91	179	270	7.3	71	0	75	64	20	46	474	12.8
11-12	35	34	1124	32.1	198	456	.434	56	159	.352	87	118	.737	89	143	232	6.6	78	0	65	73	24	46	539	15.4
TOTAL	139	138	4303	31.0	692	1583	.437	163	481	.339	335	436	.768	335	570	905	6.5	293	3	370	329	90	193	1882	13.5

#12 SHEILA FROST » 1,790 CAREER POINTS
6'4" » CENTER » PULASKI, TENNESSEE

Year	GP	GS	Min	Avg	FG	FGA	Pct	3FG3FGA	Pct	FT	FTA	Pct	Off	Def	Tot	Avg	PF	FO	Ast	TO	Blk	Stl	Pts	Avg	
85-86	33	25	804	24.4	181	312	.580	0	0	.000	42	80	.525	136	173	309	9.4	122	12	23	62	77	42	404	12.2
86-87	34	19	721	21.2	161	273	.590	0	0	.000	61	102	.598	88	128	216	6.4	104	6	31	36	56	53	383	11.3
87-88	34	24	836	24.6	208	338	.615	0	0	.000	80	124	.645	102	167	269	7.9	100	2	10	49	60	45	496	14.6
88-89	37	36	939	25.4	204	353	.578	0	0	.000	99	146	.678	108	141	249	6.7	93	2	33	47	56	74	507	13.7
TOTAL	138	104	3300	23.9	754	1276	.591	0	0	0.000	282	452	.624	434	609	1043	7.6	419	22	97	194	249	212	1790	13.0

#24 TANYA HAAVE » 1,771 CAREER POINTS
6'2" » FORWARD » EVERGREEN, COLORADO

Year	GP	GS	Min	Avg	FG	FGA	Pct	3FG3FGA	Pct	FT	FTA	Pct	Off	Def	Tot	Avg	PF	FO	Ast	TO	Blk	Stl	Pts	Avg	
80-81	30	2	470	15.7	109	207	.527	0	0	.000	29	35	.829	46	60	106	3.5	54	0	39	52	3	14	247	8.2
81-82	32	26	1030	32.2	184	353	.521	0	0	.000	52	63	.825	92	131	223	7.0	94	4	104	90	9	29	420	13.1
82-83	33	33	1042	31.6	252	493	.511	0	0	.000	110	131	.840	113	132	245	7.4	88	2	81	117	10	41	614	18.6
83-84	33	33	960	29.1	201	403	.499	0	0	.000	88	113	.779	69	110	179	5.4	97	4	47	99	13	50	490	14.8
TOTAL	128	94	3502	27.4	746	1456	.512	0	0	0.000	279	342	.816	320	433	753	5.9	333	10	271	358	35	134	1771	13.8

#14 MARY OSTROWSKI » 1,729 CAREER POINTS
6'2" » FORWARD » PARKERSBURG, WEST VIRGINIA

Year	GP	GS	Min	Avg	FG	FGA	Pct	3FG3FGA	Pct	FT	FTA	Pct	Off	Def	Tot	Avg	PF	FO	Ast	TO	Blk	Stl	Pts	Avg	
80-81	29	17	602	20.8	124	231	.537	0	0	.000	84	115	.730	95	108	203	7.0	71	0	46	71	16	41	332	11.4
81-82	32	32	1000	31.3	179	341	.525	0	0	.000	100	146	.685	118	155	273	8.5	101	4	93	91	24	65	458	14.3
82-83	33	32	942	28.5	190	324	.586	0	0	.000	66	94	.702	111	139	250	7.6	75	1	91	95	15	61	446	13.5
83-84	31	29	955	30.8	194	376	.516	0	0	.000	105	136	.772	99	169	268	8.6	74	0	100	97	21	45	493	15.9
TOTAL	125	110	3499	28.0	687	1272	.540	0	0	0.000	355	491	.723	423	571	994	8.0	321	5	330	354	76	212	1729	13.8

#5 SHANNA ZOLMAN » 1,706 CAREER POINTS
5'10" » GUARD » SYRACUSE, INDIANA

Year	GP	GS	Min	Avg	FG	FGA	Pct	3FG3FGA	Pct	FT	FTA	Pct	Off	Def	Tot	Avg	PF	FO	Ast	TO	Blk	Stl	Pts	Avg	
02-03	38	0	693	18.2	95	227	.419	37	96	.385	58	65	.892	27	51	78	2.1	40	0	64	63	3	32	285	7.5
03-04	35	30	1055	30.1	142	325	.437	58	136	.426	88	92	.957	11	88	29	2.8	68	0	71	82	3	35	430	12.3
04-05	35	24	968	27.7	147	333	.441	68	156	.436	75	87	.862	5	76	81	2.3	47	0	63	56	2	35	437	12.5
05-06	36	35	1203	33.4	183	426	.433	103	238	.433	85	90	.944	9	95	104	2.9	47	0	114	80	2	28	554	15.4
TOTAL	144	89	3919	27.2	567	1308	.433	266	626	.425	306	334	.916	52	310	362	2.5	202	0	312	281	10	130	1706	11.8

#43 SHYRA ELY » 1,673 CAREER POINTS
6'2" » FORWARD » INDIANAPOLIS, INDIANA

Year	GP	GS	Min	Avg	FG	FGA	Pct	3FG3FGA	Pct	FT	FTA	Pct	Off	Def	Tot	Avg	PF	FO	Ast	TO	Blk	Stl	Pts	Avg	
01-02	33	22	691	20.9	123	251	.490	0	1	.000	62	106	.585	60	117	177	5.4	86	2	36	77	13	27	308	9.3
02-03	36	8	804	22.3	142	287	.495	3	8	.375	67	94	.713	70	168	238	6.6	77	0	47	82	12	42	354	9.8
03-04	35	35	1055	30.1	213	443	.481	0	1	.000	82	121	.678	101	178	279	8.0	80	2	53	92	13	44	508	14.5
04-05	35	31	1082	30.9	193	423	.456	5	17	.294	112	155	.723	72	174	246	7.0	84	1	58	113	10	54	503	14.4
TOTAL	139	96	3632	26.1	671	1404	.478	8	27	.296	323	476	.679	303	637	940	6.8	327	5	194	364	48	167	1673	12.0

GENERAL

STAFF

PLAYERS

REVIEW

HISTORY

FACILITIES

NCAA

SEC

RECORDS

MEDIA INFO



RECORDS

#25 GLORY JOHNSON » 1,643 CAREER POINTS

6'3" » FORWARD » KNOXVILLE, TENNESSEE

Year	GP	GS	Min	Avg	FG	FGA	Pct	3FG3FGA	Pct	FT	FTA	Pct	Off	Def	Tot	Avg	PF	FO	Ast	TO	Blk	Stl	Pts	Avg
08-09	33	28	804	24.4	109	270	.404	0	2.000	117	190	.616	105	131	236	7.2	73	1	21	88	12	35	335	10.2
09-10	35	25	884	25.3	124	271	.458	1	11.000	105	162	.648	97	171	268	7.7	75	1	34	75	11	45	354	10.1
10-11	37	29	912	24.6	155	290	.534	0	0.000	133	227	.586	138	221	359	9.7	86	3	46	90	28	50	443	12.0
11-12	36	36	1077	29.9	186	346	.538	1	2.500	138	217	.636	132	223	355	9.9	87	2	39	85	41	49	511	11.7
TOTAL	141	118	3697	26.2	574	1177	.488	2	5.400	493	796	.619	472	725	1218	8.6	321	7	140	338	92	179	1643	11.7

#53 DANA JOHNSON » 1,621 CAREER POINTS

6'2" » CENTER » BALTIMORE, MARYLAND

Year	GP	GS	Min	Avg	FG	FGA	Pct	3FG3FGA	Pct	FT	FTA	Pct	Off	Def	Tot	Avg	PF	FO	Ast	TO	Blk	Stl	Pts	Avg
91-92	31	2	502	16.2	91	197	.462	0	0.000	57	99	.576	77	95	172	5.5	77	4	5	53	21	25	239	7.7
92-93	32	13	728	22.8	143	268	.534	0	0.000	64	109	.587	93	89	182	5.7	83	1	6	38	18	33	350	10.9
93-94	33	33	810	24.5	173	317	.546	0	0.000	109	171	.637	104	137	241	7.3	89	0	19	62	11	34	455	13.8
94-95	37	36	911	24.6	215	350	.614	0	0.000	147	205	.717	94	195	289	7.8	86	0	11	73	13	36	577	15.6
TOTAL	133	84	2951	22.2	622	1132	.549	0	0.000	377	584	.646	368	516	884	6.6	335	5	41	226	63	128	1621	12.2

#52 DEBBIE GROOVER » 1,580 CAREER POINTS

6'0" » CENTER » CANTON, GEORGIA

Year	GP	GS	Min	Avg	FG	FGA	Pct	3FG3FGA	Pct	FT	FTA	Pct	Off	Def	Tot	Avg	PF	FO	Ast	TO	Blk	Stl	Pts	Avg
77-78	31				105	235	.440			105	135	.777			173	5.6	72	1	58				315	10.1
78-79	39				181	351	.520			111	134	.820			338	8.7	103	3	60	107	14	95	473	12.1
79-80	38				176	336	.524			84	113	.743			268	7.1	94	2	114	85	17	78	436	11.5
80-81	31				150	328	.457			56	75	.747			178	5.7	78	3	65	50	6	33	356	11.5
TOTAL	139				612	1250	.490			356	457	.779			957	6.9	347	9	297	242	37	206	1580	11.4

#23 NIKKI MCCRAY » 1,572 CAREER POINTS

5'11" » FORWARD » COLLIERVILLE, TENNESSEE

Year	GP	GS	Min	Avg	FG	FGA	Pct	3FG3FGA	Pct	FT	FTA	Pct	Off	Def	Tot	Avg	PF	FO	Ast	TO	Blk	Stl	Pts	Avg
91-92	31	18	475	15.3	87	174	.500	2	10.200	39	53	.736	52	62	114	3.7	60	1	25	49	1	60	215	6.9
92-93	32	21	750	23.4	133	286	.465	0	0.000	83	115	.722	76	69	145	4.5	73	0	61	65	3	86	349	10.9
93-94	33	33	921	27.9	213	421	.506	0	1.000	111	158	.703	81	149	230	7.0	76	0	79	86	3	80	537	16.3
94-95	31	29	916	29.5	193	392	.492	2	15.133	83	122	.680	78	104	182	5.9	66	0	82	68	2	63	471	15.2
TOTAL	127	101	3062	24.1	626	1273	.492	4	26.154	316	448	.705	287	384	671	5.3	275	1	247	268	9	289	1572	12.4

#32 CINDY NOBLE » 1,561 POINTS AT UT (overall total of 1,930/transfer from Ohio State)

6'5" » CENTER » CLARKSBURG, OHIO

Year	GP	GS	Min	Avg	FG	FGA	Pct	3FG3FGA	Pct	FT	FTA	Pct	Off	Def	Tot	Avg	PF	FO	Ast	TO	Blk	Stl	Pts	Avg
77-78 (OSU)	30				163	336	.485			43	57	.754			236	7.8	87	5					369	12.3
78-79 (UT)	34				170	292	.587			94	124	.760			212	6.2	96	2	24	94	17	43	434	12.8
79-80 (UT)	38				266	392	.678			145	182	.796			288	7.6	118	5	34	114	26	62	677	17.8
80-81 (UT)	31	30			178	298	.597			94	128	.734			227	7.3	77	3	20	52	47	46	450	14.5
TOTAL	133				777	1318	.590			376	491	.766			963	7.2	378	15	78	260	90	151	1930	14.5

#13 GWEN JACKSON » 1,508 CAREER POINTS

6'2" » FORWARD » EUFAULA, ALABAMA

Year	GP	GS	Min	Avg	FG	FGA	Pct	3FG3FGA	Pct	FT	FTA	Pct	Off	Def	Tot	Avg	PF	FO	Ast	TO	Blk	Stl	Pts	Avg
99-00	37	3	601	16.2	71	155	.458	4	13.308	58	91	.637	70	95	165	4.5	50	0	20	62	17	27	204	5.5
00-01	34	30	833	24.5	144	296	.486	16	34.471	93	118	.788	91	122	213	6.3	57	0	27	56	28	21	397	11.7
01-02	28	23	634	22.6	105	223	.471	9	28.321	76	95	.800	75	99	174	6.2	47	1	27	48	11	28	295	10.5
02-03	38	38	944	24.8	234	409	.572	26	65.400	118	156	.756	124	110	234	6.2	55	0	34	69	22	31	612	16.1
TOTAL	137	94	3012	22.0	554	1083	.512	55	140.393	345	460	.750	360	426	786	5.7	209	1	108	235	78	107	1508	11.0

#00 MICHELLE SNOW » 1,497 CAREER POINTS

6'5" » CENTER » PENSACOLA, FLORIDA

Year	GP	GS	Min	Avg	FG	FGA	Pct	3FG3FGA	Pct	FT	FTA	Pct	Off	Def	Tot	Avg	PF	FO	Ast	TO	Blk	Stl	Pts	Avg
98-99	34	16	740	21.8	117	195	.600	0	0.000	56	108	.519	73	145	218	6.4	101	5	12	63	46	24	290	8.5
99-00	37	33	919	24.8	181	326	.555	0	1.000	73	116	.629	95	137	232	6.3	102	1	16	81	47	28	435	11.8
00-01	33	28	771	23.4	143	250	.572	0	0.000	79	130	.608	74	150	224	6.8	90	2	26	74	46	21	365	11.1
01-02	33	28	823	24.9	144	286	.503	0	0.000	119	158	.753	63	151	214	6.5	82	1	17	58	55	24	407	12.3
TOTAL	137	105	3253	23.7	585	1057	.553	0	1.000	327	512	.639	305	583	888	6.5	375	9	71	276	194	97	1497	10.9

#32 DAEDRA CHARLES » 1,495 CAREER POINTS
6'3" » CENTER » DETROIT MICHIGAN

Year	GP	GS	Min	Avg	FG	FGA	Pct	3FG	3FGA	Pct	FT	FTA	Pct	Off	Def	Tot	Avg	PF	FO	Ast	TO	Blk	Stl	Pts	Avg
88-89	37	23	916	24.8	139	258	.539	0	0.000	85	151	.563	101	148	249	6.7	82	1	27	98	20	57	363	9.8	
89-90	33	33	972	29.5	212	385	.551	0	0.000	101	180	.561	145	142	287	8.7	86	1	29	73	36	50	525	15.9	
90-91	35	35	1058	30.2	243	434	.560	0	0.000	121	208	.582	138	184	322	9.2	103	6	37	88	39	72	607	17.3	
TOTAL	105	91	2946	28.1	594	1077	.552	0	0.000	307	539	.570	384	474	858	8.2	271	8	93	259	95	179	1495	14.2	

#11 DENA HEAD » 1,483 CAREER POINTS
5'11" » GUARD » CANTON, MICHIGAN

Year	GP	GS	Min	Avg	FG	FGA	Pct	3FG	3FGA	Pct	FT	FTA	Pct	Off	Def	Tot	Avg	PF	FO	Ast	TO	Blk	Stl	Pts	Avg
88-89	37	16	830	22.4	86	196	.439	0	2.000	66	89	.742	30	82	112	3.0	61	0	112	119	8	42	238	6.4	
89-90	33	33	950	28.8	147	325	.452	1	1.000	81	112	.723	77	99	176	5.3	67	0	126	104	11	55	376	11.4	
90-91	35	32	1044	29.8	163	324	.503	25	51.490	107	150	.713	65	133	198	5.7	79	1	125	127	10	57	458	13.1	
91-92	30	30	819	27.3	148	304	.487	14	39.359	101	141	.716	86	68	154	5.1	77	2	76	85	7	60	411	13.7	
TOTAL	135	111	3643	27.0	544	1149	.473	40	93.430	355	492	.722	258	382	640	4.7	284	3	439	435	36	214	1483	11.0	

#5 ANGIE BJORKLUND » 1,469 CAREER POINTS
6'0" » GUARD/FORWARD » SPOKANE VALLEY, WASHINGTON

Year	GP	GS	Min	Avg	FG	FGA	Pct	3FG	3FGA	Pct	FT	FTA	Pct	Off	Def	Tot	Avg	PF	FO	Ast	TO	Blk	Stl	Pts	Avg
07-08	38	30	905	23.8	115	298	.386	68	185	.368	20	23	.870	42	78	120	3.2	79	3	52	62	5	31	318	8.4
08-09	28	25	892	31.9	122	319	.382	62	152	.408	38	48	.792	38	45	83	3.0	73	1	74	64	9	30	344	12.3
09-10	35	34	1141	32.6	178	427	.417	102	239	.427	29	39	.744	20	76	96	2.7	58	0	100	62	6	33	487	13.9
10-11	31	24	843	27.2	114	262	.435	73	162	.451	19	25	.760	26	56	82	2.6	57	0	68	41	10	24	320	10.3
TOTAL	132	113	3801	28.8	529	1306	.405	305	738	.413	106	135	.785	126	255	381	2.9	267	4	294	229	30	118	1469	11.1

#44 CINDY BROGDON » 1,458 POINTS AT UT (overall total of 3,204/transfer from Mercer)
5'11" » FORWARD » COLLIERVILLE, TENNESSEE

Year	GP	GS	Min	Avg	FG	FGA	Pct	3FG	3FGA	Pct	FT	FTA	Pct	Off	Def	Tot	Avg	PF	FO	Ast	TO	Blk	Stl	Pts	Avg
75-76 (Mercer)	30				348	706	.490				206	247	.830			319	10.6	75	1					902	30.1
76-77 (Mercer)	28				335	690	.490				174	216	.810			286	10.2	75	3	116				844	30.1
77-78 (UT)	31				286	593	.482				102	118	.864			238	7.6	59	1	111				674	21.7
78-79 (UT)	39				344	693	.496				96	118	.813			185	4.7	87	1	150				784	20.1
TOTAL	128				1313	2682	.490				578	699	.827			1028	8.3	296	6	377				3204	25.0

#30 SHELIA COLLINS » 1,423 CAREER POINTS
5'9" » GUARD » COLBERT, GEORGIA

Year	GP	GS	Min	Avg	FG	FGA	Pct	3FG	3FGA	Pct	FT	FTA	Pct	Off	Def	Tot	Avg	PF	FO	Ast	TO	Blk	Stl	Pts	Avg
81-82	29	21	809	27.9	155	362	.428	0	0.000	102	135	.756	82	86	168	5.8	94	3	68	100	30	72	412	14.2	
82-83	12	0	187	15.6	41	79	.519	0	0.000	21	31	.677	19	20	39	3.3	36	2	14	27	9	9	103	8.6	
83-84	33	26	837	25.4	142	352	.403	0	0.000	61	98	.622	57	74	131	4.0	98	3	113	90	16	84	345	10.5	
84-85	31	31	911	29.4	213	487	.437	0	0.000	137	175	.783	136	154	290	9.4	96	2	72	99	20	113	563	18.2	
TOTAL	105	78	2744	26.1	551	1280	.430	0	0.000	321	439	.731	294	334	628	6.0	324	10	267	316	75	278	1423	13.6	

#14 ALEXIS HORNBuckle » 1,333 CAREER POINTS
5'11" » GUARD » CHARLESTON, WEST VIRGINIA

Year	GP	GS	Min	Avg	FG	FGA	Pct	3FG	3FGA	Pct	FT	FTA	Pct	Off	Def	Tot	Avg	PF	FO	Ast	TO	Blk	Stl	Pts	Avg
04-05	35	21	905	25.9	116	261	.444	9	27	.333	60	99	.606	71	119	190	5.4	90	3	110	80	21	64	301	8.6
05-06	29	24	802	27.7	102	244	.418	9	38	.237	73	98	.745	55	100	155	5.3	72	1	113	79	14	91	286	9.9
06-07	37	37	1138	30.8	150	341	.440	29	84	.345	49	67	.731	71	119	190	5.1	92	1	146	100	17	114	378	10.2
07-08	37	37	1160	31.4	141	318	.443	39	92	.424	47	70	.671	83	122	205	5.5	87	1	134	85	31	104	368	9.9
TOTAL	138	119	4005	29.0	509	1164	.437	86	241	.357	229	334	.686	280	460	740	5.4	341	6	503	344	83	373	1333	9.7

#33 TONYA EDWARDS » 1,309 CAREER POINTS
5'10" » GUARD » FLINT, MICHIGAN

Year	GP	GS	Min	Avg	FG	FGA	Pct	3FG	3FGA	Pct	FT	FTA	Pct	Off	Def	Tot	Avg	PF	FO	Ast	TO	Blk	Stl	Pts	Avg
86-87	34	5	627	18.4	107	248	.431	0	0.000	89	114	.781	30	61	91	2.7	83	4	76	77	6	46	303	8.9	
87-88	34	11	825	24.3	158	345	.458	7	14	.500	115	153	.752	77	88	165	4.9	76	1	112	106	11	78	438	12.9
88-89	20	20	504	25.2	67	149	.450	1	9	.111	59	74	.797	14	45	59	3.0	43	1	67	68	3	46	194	9.7
89-90	33	33	894	27.1	126	300	.420	14	38	.368	108	142	.761	25	79	104	3.2	82	0	111	93	2	56	374	11.3
TOTAL	121	69	2850	23.6	458	1042	.440	22	61	.361	371	483	.768	146	273	419	3.5	284	6	366	344	22	226	1309	10.8

GENERAL
STAFF
PLAYERS
REVIEW
HISTORY
FACILITIES
NCAA
SEC
RECORDS
MEDIA INFO



RECORDS

#5 LATINA DAVIS » 1,260 CAREER POINTS

5'6" » GUARD » WINCHESTER, TENNESSEE

Year	GP	GS	Min	Avg	FG	FGA	Pct	3FG	3FGA	Pct	FT	FTA	Pct	Off	Def	Tot	Avg	PF	FO	Ast	TO	Blk	Stl	Pts	Avg
92-93	32	0	525	16.4	54	149	.362	9	41	.220	74	100	.740	52	47	99	3.1	73	3	46	50	7	45	191	6.0
93-94	33	0	617	18.7	97	200	.485	10	31	.323	51	58	.879	48	67	115	3.5	92	5	59	53	5	50	255	7.7
94-95	36	34	972	27.0	131	295	.444	13	37	.351	101	126	.802	73	85	158	4.4	111	3	63	75	2	53	376	10.4
95-96	35	35	1025	29.3	172	345	.499	4	12	.333	90	127	.709	79	94	173	4.9	95	3	92	69	6	50	438	12.5
TOTAL	136	69	3139	23.1	454	989	.459	36	121	.298	316	411	.769	252	293	545	4.0	371	14	260	247	20	198	1260	9.3

#52 ABBY CONKLIN » 1,226 CAREER POINTS

6'3" » FORWARD » CHARLESTOWN, INDIANA

Year	GP	GS	Min	Avg	FG	FGA	Pct	3FG	3FGA	Pct	FT	FTA	Pct	Off	Def	Tot	Avg	PF	FO	Ast	TO	Blk	Stl	Pts	Avg
93-94	33	0	371	11.2	61	123	.496	5	18	.278	31	40	.775	26	50	76	2.3	39	0	13	26	21	13	158	4.8
94-95	37	8	615	16.6	78	220	.355	32	113	.283	30	34	.882	38	70	108	2.9	50	0	25	45	19	16	218	5.9
95-96	35	30	951	27.2	160	353	.453	38	90	.422	47	66	.712	69	122	191	5.5	79	0	41	44	32	30	405	11.6
96-97	38	25	920	24.2	165	376	.439	49	128	.383	66	79	.835	53	129	182	4.8	90	2	32	52	30	32	445	11.7
TOTAL	143	63	2857	20.0	464	1072	.433	124	349	.355	174	219	.795	186	371	557	3.9	258	2	111	167	102	91	1226	8.6

#21 LISA HARRISON » 1,135 CAREER POINTS

6'0" » FORWARD » LOUISVILLE, KENTUCKY

Year	GP	GS	Min	Avg	FG	FGA	Pct	3FG	3FGA	Pct	FT	FTA	Pct	Off	Def	Tot	Avg	PF	FO	Ast	TO	Blk	Stl	Pts	Avg
89-90	33	10	682	20.7	107	231	.463	0	2	.000	41	65	.631	64	95	159	4.8	51	0	50	63	9	32	255	7.7
90-91	34	21	867	25.5	114	289	.394	0	1	.000	31	61	.508	70	121	191	5.6	71	1	72	67	12	28	259	7.6
91-92	31	15	636	20.5	75	193	.389	0	2	.000	24	33	.727	58	103	161	5.2	40	0	60	35	11	40	174	5.6
92-93	32	32	953	29.8	196	419	.468	1	4	.250	54	87	.621	111	189	300	9.4	54	0	82	52	9	65	447	14.0
TOTAL	130	78	3138	24.1	492	1132	.435	1	9	.111	150	246	.610	303	508	811	6.2	216	1	264	217	41	165	1135	8.7

#44 LEA HENRY » 1,128 CAREER POINTS

5'4" » GUARD » DAMASCUS, GEORGIA

Year	GP	GS	Min	Avg	FG	FGA	Pct	3FG	3FGA	Pct	FT	FTA	Pct	Off	Def	Tot	Avg	PF	FO	Ast	TO	Blk	Stl	Pts	Avg
79-80	38				160	348	.460				8	17	.470			77	2.0	63	0	119	93	3	66	328	8.6
80-81	31	31	1131	36.5	145	282	.514				28	43	.651			67	2.2	62	0	165	69	4	50	318	10.3
81-82	32	25	1005	31.4	106	254	.417				22	39	.564			38	1.2	54	1	158	78	1	40	234	7.3
82-83	33	33	978	29.6	107	229	.467				34	47	.723			63	1.9	76	3	145	77	4	70	248	7.5
TOTAL	134				518	1113	.465				92	146	.630			245	1.8	255	4	587	317	12	226	1128	8.4

#55 PAULA TOWNS » 1,104 CAREER POINTS

6'1" » CENTER » FORT VALLEY, GEORGIA

Year	GP	GS	Min	Avg	FG	FGA	Pct	3FG	3FGA	Pct	FT	FTA	Pct	Off	Def	Tot	Avg	PF	FO	Ast	TO	Blk	Stl	Pts	Avg
80-81	24	0	153	6.4	11	32	.344	0	0	.000	18	29	.621	28	31	59	2.5	14	1	3	15	1	6	40	1.7
81-82	31	30	951	30.7	184	321	.573	0	0	.000	73	99	.737	105	141	246	7.9	107	5	9	72	8	48	441	14.2
82-83	28	25	710	25.4	134	256	.523	0	0	.000	44	67	.657	96	109	205	7.3	88	4	4	43	13	32	312	11.1
83-84	33	30	816	24.7	133	262	.508	0	0	.000	45	63	.714	115	127	242	7.3	92	2	6	62	12	26	311	9.4
TOTAL	116	85	2630	22.7	462	871	.530	0	0	.000	180	258	.698	344	408	752	6.5	301	12	22	192	34	112	1104	9.5

#55 NICKY ANOSIKE » 1,099 CAREER POINTS

6'4" » FORWARD/CENTER » STATEN ISLAND, NEW YORK

Year	GP	GS	Min	Avg	FG	FGA	Pct	3FG	3FGA	Pct	FT	FTA	Pct	Off	Def	Tot	Avg	PF	FO	Ast	TO	Blk	Stl	Pts	Avg
04-05	35	25	709	20.3	57	155	.368	0	0	.000	119	181	.657	104	110	214	6.1	104	5	50	60	33	48	233	6.7
05-06	36	34	844	23.4	78	153	.510	0	0	.000	99	139	.712	96	98	194	5.4	104	3	55	63	47	51	255	7.1
06-07	37	36	1001	27.1	100	234	.427	0	0	.000	78	130	.600	113	116	229	6.2	104	6	60	72	41	49	278	7.5
07-08	38	38	954	25.1	124	272	.456	0	0	.000	85	136	.625	124	153	277	7.3	99	5	81	70	40	65	333	8.8
TOTAL	146	133	3508	24.0	359	814	.441	0	0	.000	381	586	.650	437	477	914	6.3	411	19	246	265	161	213	1099	7.5

#10 TIFFANY WOOSLEY » 1,096 CAREER POINTS

5'6" » GUARD » SHELBYVILLE, TENNESSEE

Year	GP	GS	Min	Avg	FG	FGA	Pct	3FG	3FGA	Pct	FT	FTA	Pct	Off	Def	Tot	Avg	PF	FO	Ast	TO	Blk	Stl	Pts	Avg
91-92	31	4	621	20.0	87	205	.424	28	69	.406	73	92	.793	17	48	65	2.1	39	0	57	61	2	24	275	8.9
92-93	32	32	1008	31.5	118	319	.370	46	137	.336	86	104	.827	16	62	78	2.4	61	0	93	81	1	51	368	11.5
93-94	33	29	967	29.3	119	263	.452	46	101	.455	110	125	.880	12	53	65	2.0	52	0	106	87	2	34	394	11.9
94-95	8	5	234	29.3	16	52	.308	12	31	.387	15	27	.556	6	15	21	2.6	11	0	8	16	1	12	59	7.4
TOTAL	104	70	2830	27.2	340	839	.405	132	338	.391	284	348	.816	51	178	229	2.2	163	0	264	245	6	121	1096	10.5

#1 SIDNEY SPENCER » 1,088 CAREER POINTS

6'3" » FORWARD » HOOVER, ALABAMA

Year	GP	GS	Min	Avg	FG	FGA	Pct	3FG	3FGA	Pct	FT	FTA	Pct	Off	Def	Tot	Avg	PF	FO	Ast	TO	Blk	Stl	Pts	Avg
03-04	35	0	589	16.8	68	156	.436	11	38	.289	44	56	.786	49	73	122	3.5	85	1	33	40	8	14	191	5.5
04-05	25	13	469	18.8	47	120	.392	7	20	.350	28	35	.800	43	56	99	4.0	46	2	18	28	16	15	129	5.2
05-06	36	23	915	25.4	124	271	.458	53	122	.434	37	40	.925	52	72	124	3.4	75	2	46	46	10	28	338	9.4
06-07	37	37	1060	28.6	157	373	.421	62	156	.397	54	60	.900	79	77	156	4.2	81	1	39	58	10	40	430	11.6
TOTAL	133	73	3033	22.8	396	920	.430	133	336	.396	163	191	.853	223	278	501	3.8	287	6	136	172	44	97	1088	8.2

#20 PEGGY EVANS » 1,076 CAREER POINTS

6'0" » CENTER » DETROIT, MICHIGAN

Year	GP	GS	Min	Avg	FG	FGA	Pct	3FG	3FGA	Pct	FT	FTA	Pct	Off	Def	Tot	Avg	PF	FO	Ast	TO	Blk	Stl	Pts	Avg
90-91	35	7	696	19.9	117	218	.537	0	0	0.000	64	86	.744	97	100	197	5.6	91	5	12	61	8	24	298	8.5
91-92	31	30	808	26.1	186	350	.531	0	0	0.000	86	150	.573	97	104	201	6.5	80	4	33	58	13	60	458	14.8
92-93	28	24	694	24.8	137	296	.463	0	1	0.000	46	72	.639	94	80	174	6.2	72	2	30	57	9	30	320	11.4
TOTAL	94	61	2198	23.4	440	864	.509	0	1	0.000	196	308	.636	288	284	572	6.1	243	11	75	176	30	114	1076	11.4

#3 MICHELLE MARCINIAK » 1,004 POINTS AT UT (overall total of 1,385/transfer from Notre Dame)

6'4" » CENTER » PULASKI, TENNESSEE

Year	GP	GS	Min	Avg	FG	FGA	Pct	3FG	3FGA	Pct	FT	FTA	Pct	Off	Def	Tot	Avg	PF	FO	Ast	TO	Blk	Stl	Pts	Avg
91-92 (ND)	31	16	814	26.3	142	357	.398	12	60	.200	85	110	.773	40	66	106	3.4	86	2	85	134	10	63	381	12.3
92-93 (UT)	32	4	567	17.7	66	163	.405	22	67	.328	44	64	.688	18	41	59	1.8	57	0	93	73	5	50	198	6.2
93-94 (UT)	36	36	1050	29.2	131	295	.444	31	102	.304	97	133	.729	24	74	98	2.7	77	2	204	132	4	83	390	10.8
94-95 (UT)	36	36	1123	31.2	151	344	.439	13	64	.203	101	127	.795	23	85	108	3.0	70	2	152	101	11	101	416	11.6
TOTAL	135	92	3554	26.3	490	1159	.423	78	293	.266	327	434	.753	105	266	371	2.7	290	6	534	440	30	297	1385	10.3

SPECIAL CONSIDERATION

Senior transfer All-Americans and Olympians Patricia Roberts and Jill Rankin attended UT and played for the Lady Vols during their senior year only. Although they did not become 1,000-point scorers at Tennessee, their career marks are some of the nation's all-time bests.

#44 PATRICIA ROBERTS » 2,447 CAREER POINTS

6'1" » CENTER » MONROE, GEORGIA » 987 POINTS AT UT/2,457 CAREER

Year	GP	GS	Min	Avg	FG	FGA	Pct	3FG	3FGA	Pct	FT	FTA	Pct	Off	Def	Tot	Avg	PF	FO	Ast	TO	Blk	Stl	Pts	Avg
73-74 (Emporia State)	22																							373	17.0
74-75 (Emporia State)	21				192	309	.621				55	84	.655				259	12.3						439	20.9
75-76 (Emporia State)	24				305	474	.643				48	89	.652				305	12.7						658	27.4
76-77 (UT)	33				428	662	.646				131	175	.748				467	14.2	97	4	54			987	29.9
TOTAL	100				925	1445	.640				234	348	.672				1031	13.1						2447	24.5

#13 JILL RANKIN » 2,851 CAREER POINTS

6'3" » CENTER » PHILLIPS, TEXAS » 730 POINTS AT UT/2,851 CAREER

Year	GP	GS	Min	Avg	FG	FGA	Pct	3FG	3FGA	Pct	FT	FTA	Pct	Off	Def	Tot	Avg	PF	FO	Ast	TO	Blk	Stl	Pts	Avg
76-77 (Wayland Baptist)	36				218	368	.592				91	131	.695				257	7.0						527	14.6
77-78 (Wayland Baptist)	38				259	426	.607				76	121	.628				262	6.9						594	15.6
78-79 (Wayland Baptist)	34				410	698	.587				180	234	.769				305	9.0						1000	29.4
79-80 (UT)	38				296	536	.552				138	172	.802				277	7.3	112	2				730	19.2
TOTAL	146				1183	2028	.583				485	658	.737				1101	7.5						2851	19.5

GENERAL

STAFF

PLAYERS

REVIEW

HISTORY

FACILITIES

NCAA

SEC

RECORDS

MEDIA INFO



GREAT LADY VOL REBOUNDERS

1,000 CAREER REBOUNDS

CHAMIQUE HOLDSCLAW

1,295 CAREER REBOUNDS
(1995-99) » 6-2 » FORWARD

YEAR	RBS-AVG
95-96	326-9.1
96-97	367-9.4
97-98	328-8.4
98-99	274-8.1
TOTAL	1295-8.8

GLORY JOHNSON

1,218 CAREER REBOUNDS
(2008-12) » 6-3 » FORWARD

YEAR	RBS-AVG
08-09	236-7.2
09-10	268-7.7
10-11	359-9.7
11-12	355-9.9
TOTAL	1218-8.6

SHEILA FROST

1,043 CAREER REBOUNDS
(1985-89) » 6-4 » CENTER

YEAR	RBS-AVG
85-86	309-9.4
86-87	216-6.4
87-88	269-7.9
88-89	249-6.7
TOTAL	1043-7.6

TAMIKA CATCHINGS

1,004 CAREER REBOUNDS
(1997-01) » 6-1 » FORWARD

YEAR	RBS-AVG
97-98	313-8.0
99-99	249-7.3
99-00	292-7.9
00-01	150-8.8
TOTAL	1004-7.9

900 CAREER REBOUNDS

MARY OSTROWSKI

994 CAREER REBOUNDS
(1980-84) » 6-2 » F/C

YEAR	RBS-AVG
80-81	203-7.0
81-82	273-8.5
82-83	250-7.6
83-84	268-8.6
TOTAL	994-8.0

CANDACE PARKER

972 CAREER REBOUNDS
(2005-08) » 6-4 » F/G/C

YEAR	RBS-AVG
05-06	298-8.3
06-07	352-9.8
07-08	322-8.5
TOTAL	972-8.8

DEBBIE GROOVER

957 REBOUNDS
(1977-81) » 6-0 » CENTER

YEAR	RBS-AVG
77-78	173-5.6
78-79	338-8.7
79-80	268-7.1
80-81	178-5.7
TOTAL	957-6.9

SHYRA ELY

940 REBOUNDS
(2001-05) » 6-2 » FORWARD

YEAR	RBS-AVG
01-02	177-5.4
02-03	238-6.6
03-04	279-8.0
04-05	246-7.0
TOTAL	940-6.8

BRIDGETTE GORDON

915 REBOUNDS
(1985-89) » 6-0 » FORWARD

YEAR	RBS-AVG
85-86	208-6.1
86-87	232-6.8
87-88	224-6.8
88-89	251-7.0
TOTAL	915-6.7

NICKY ANOSIKE

914 REBOUNDS
(2004-08) » 6-4 » F/C

YEAR	RBS-AVG
04-05	214-6.1
05-06	194-5.4
06-07	229-6.2
07-08	277-7.3
TOTAL	914-6.3

SHEKINNA STRICKLEN

905 REBOUNDS
(2008-12), 6-2, GUARD/FORWARD

YEAR	RBS-AVG
08-09	190-5.9
09-10	213-6.1
10-11	270-7.3
11-12	232-6.6
TOTAL	905-6.5

800 CAREER REBOUNDS

MICHELLE SNOW

888 REBOUNDS
(1998-02) » 6-5 » CENTER

YEAR	RBS-AVG
98-99	218-6.4
99-00	232-6.3
00-01	224-6.8
01-02	214-6.5
TOTAL	888-6.5

DANA JOHNSON

884 REBOUNDS
(1991-95) » 6-2 » CENTER

YEAR	RBS-AVG
91-92	172-5.5
92-93	182-5.7
93-94	241-7.3
94-95	289-7.8
TOTAL	884-6.6

LISA HARRISON

811 REBOUNDS
(1989-93) » 6-0 » FORWARD

YEAR	RBS-AVG
89-90	159-4.8
90-91	191-5.6
91-92	161-5.2
92-93	300-9.4
TOTAL	811-6.2

DAEDRA CHARLES

858 REBOUNDS
(1988-91) » 6-3 » CENTER

YEAR	RBS-AVG
88-89	249-6.7
89-90	287-8.7
90-91	322-9.2
TOTAL	858-8.2

PASHEN THOMPSON

816 REBOUNDS
(1993-97) » 6-1 » CENTER

YEAR	RBS-AVG
93-94	185-5.6
94-95	131-5.5
95-96	253-7.2
97-98	247-6.5
TOTAL	816-6.3

TENNESSEE INDIVIDUAL & TEAM RECORDS

INDIVIDUAL RECORDS

SINGLE GAME

Points	51, Patricia Roberts vs. Kentucky (11/13/76)
Field Goals	24, Patricia Roberts vs. Kentucky (11/13/76)
Field Goal Attempts	31, Patricia Roberts vs. Kentucky (11/13/76)
Field Goal Percentage	1.000 (14-14) Gwen Jackson vs. Puerto Rico-Mayaguez (11/29/02)
3-Point Field Goals	8, Meighan Simmons vs. Lamar (12/1/10)
3-Point Field Goal Attempts	16, Angie Bjorklund vs. Arkansas (1/24/08)
3-Point Field Goal Percentage	1.000 (6-6), Tasha Butts vs. Vanderbilt (2/15/04)
	Kara Lawson vs. Vanderbilt (2/27/03)
Free Throws	17, Candace Parker vs. Middle Tennessee (12/13/07)
	Bridgette Gordon vs. Long Beach State (3/25/89)
Free Throw Attempts	21, Candace Parker vs. Middle Tennessee (12/13/07)
Free Throw Percentage	1.000 (13-13), Gail Dobson vs. Union (3/1/75)
Rebounds	24, Patricia Roberts vs. Anderson (2/19/77)
Assists	18, Dawn Marsh vs. Georgia (3/6/88)
Blocks	12, Kelley Cain vs. LSU (2/22/10)
Steals	11, Michelle Marciniak vs. Kentucky (1/14/96)
Dunks	2, Candace Parker vs. Army (3/19/06)
Triple-Doubles	1, Shekinna Stricklen vs. Oklahoma (1/3/10; 17 pts, 13 rebs, 12 asts)
	Shelia Collins at Florida State (2/8/85; 18 pts, 10 rebs, 10 stls)

SEASON

Points	987, Patricia Roberts (1976-77)
Scoring Average	29.9, Patricia Roberts (1976-77)
Field Goals	428, Patricia Roberts (1976-77)
Field Goal Attempts	693, Cindy Brogdon (1978-79)
Field Goal Percentage	67.9, Cindy Noble (1979-80)
3-Point Field Goals	103, Shanna Zolman (2005-06)
3-Point Field Goal Attempts	239, Angie Bjorklund (2009-10)
3-Point Field Goal Percentage	.490 (25-51), Dena Head (1990-91)
Free Throws	201, Candace Parker (2007-08)
Free Throw Attempts	288, Candace Parker (2007-08)
Free Throw Percentage	.957 (88-92), Shanna Zolman (2003-04)
Consecutive Free Throws	45, Shanna Zolman (1/29/04-12/12/04)
	45, Tiffany Woosley (12/21/92-2/6/93)
Rebounds	467, Patricia Roberts (1976-77)
Rebound Average	14.2, Patricia Roberts (1976-77)
Assists	234, Dawn Marsh (1987-88)
Assist Average	7.1, Dawn Marsh (1987-88)
Blocks	113, Kelley Cain (2009-10)
Steals	141, Holly Warlick (1978-79)
Dunks	4, Candace Parker (2006-07)
Triple-Doubles	1, Shekinna Stricklen (2009-10)
	Shelia Collins (1984-85)

CAREER

Points	3,025, Chamique Holdsclaw (1995-99)
Scoring Average	29.9, Patricia Roberts (1976-77)
Field Goals	1,233, Chamique Holdsclaw (1995-99)
Field Goal Attempts	2,419, Chamique Holdsclaw (1995-99)
Field Goal Percentage	.647, Patricia Roberts (1976-77)
3-Point Field Goals	305, Angie Bjorklund (2007-11)
3-Point Field Goal Attempts	738, Angie Bjorklund (2007-11)
3-Point Field Goal Percentage	.425, Shanna Zolman (2002-06)
Free Throws	526, Candace Parker (2005-08)
Free Throw Attempts	738, Candace Parker (2005-08)
Free Throw Percentage	.916, Shanna Zolman (2002-06)
Rebounds	1,295, Chamique Holdsclaw (1995-99)
Assists	755, Dawn Marsh (1984-88)
Blocks	275, Candace Parker (2005-08)
Steals	373, Alexis Hornbuckle (2004-08)
Dunks	7, Candace Parker (2005-08)
Triple-Doubles	1, Shekinna Stricklen (2009-10)
	Shelia Collins (1984-85)

TEAM RECORDS

SINGLE GAME

Points	136 vs. Puerto Rico-Mayaguez (11/29/02)
Field Goals	58 vs. Hawaii Pacific (12/20/85)
Field Goal Attempts	98 vs. Youngstown State (2/9/93)

Field Goal Percentage	.721 vs. Old Dominion (1/4/89)
3-Point Field Goals	16 vs. Kentucky (3/6/11)
3-Point Field Goal Attempts	36 vs. Lamar (12/1/10)
3-Point Field Goal Percentage	.875 (7-8) vs. Notre Dame (1/7/94)
Free Throws	40 vs. Florida (2/3/05)
Free Throw Attempts	53 vs. Long Beach State (12/3/88)
Free Throw Percentage	1.000 (9-9) vs. Southern Cal (4/1/84)
Rebounds	76 vs. Tennessee State (2/27/88)
Assists	41 vs. Hawaii Pacific (12/20/85)
Blocks	13 vs. Eastern Kentucky (12/19/87)
Steals	38 vs. Hawaii Pacific (12/20/85)
Fouls	32 vs. Stanford (12/14/91)
Fewest Points	44 vs. Notre Dame (1/23/12)
Fewest Field Goals	13 vs. Rutgers (3/29/05)
Fewest Field Goal Attempts	40 vs. Georgia (2/27/82)
Fewest Free Throws	1 vs. Rutgers (1/23/82)
Fewest Free Throw Attempts	2 vs. Rutgers (1/23/82)

SEASON

Points	3,464 in 1997-98
Scoring Average	88.9 in 1987-88
Field Goals	1,292 in 1978-79
Field Goal Percentage	.517 in 1982-83
3-Point Field Goals	242 in 2010-11
3-Point Field Goal Percentage	.401 in 1990-91
Free Throws	782 in 1997-98
Free Throw Percentage	.742 in 1982-83
Rebounds	1,811 in 1978-79
Rebound Average	46.9 in 1992-93
Wins/Consecutive Wins	39 (1997-98)/46 (1997-98)
Losses/Consecutive Losses	11 (1975-76), (2008-09)/3 (1985-86)

Note — All records are since the 1974-75 season

SEASON HIGHS & LOWS

MOST WINS	39 (39-0), 1997-98
FEWEST	16 (16-8) 1974-75, (16-11), 1975-76
MOST POINTS	3,464, 1997-98
FEWEST	2,233, 1984-85
BEST WON-LOST PERCENTAGE	1.000 % (39-0), 1997-98
WORST	.592 (16-11), 1974-75
MOST CONSECUTIVE WINS	39, 1997-98
MOST POINTS ALLOWED	2,566, 1996-97
FEWEST	1,994, 1980-81
HIGH SCORING AVERAGE	88.9, 1987-88
LOWEST	69.3, 1983-84
BEST DEFENSIVE AVERAGE	55.5, 2006-07
WORST	68.2, 1981-82
MOST GAMES PLAYED	39, 1978-79, 1996-97, 1997-98
FEWEST	24, 1974-75
MOST FG MADE	1,292, 1978-79
FEWEST	837, 2008-09
MOST FG ATTEMPTED	2,679, 1997-98
FEWEST	1,859, 1980-81
BEST FG PERCENTAGE	51.7, 1982-83
LOWEST	41.3, 2008-09
MOST 3FG MADE	242, 2010-11
FEWEST	6, 1988-89
MOST 3FG ATTEMPTED	647, 2007-08
FEWEST	26, 1988-89
BEST 3FG PERCENTAGE	.401, 1990-91
LOWEST	.231, 1988-89
MOST FT MADE	782, 1997-98
FEWEST	368, 1976-77
MOST FT ATTEMPTED	1,110, 1997-98
FEWEST	556, 1976-77
BEST FT PERCENTAGE	.742, 1982-83
LOWEST	.627, 1985-86
MOST REBOUNDS	1,811, 1978-79
FEWEST	1,233, 1977-78
BEST REBOUND AVERAGE	46.9, 1992-93
LOWEST	38.4, 2006-07
MOST ASSISTS	715, 1979-80
FEWEST	413, 1992-93
MOST BLOCKS	228, 1997-98
FEWEST	73, 1978-79
MOST STEALS	567, 1978-79, 1997-98
FEWEST	239, 2009-10

GENERAL

STAFF

PLAYERS

REVIEW

HISTORY

FACILITIES

NCAA

SEC

RECORDS

MEDIA INFO



RECORDS

SCORING RECORDS

TEAM RECORDS

MOST POINTS SCORED

Game:	136	at Puerto Rico-Mayaguez	11/29/02
Season:	3,464	1997-98	39 games

HIGHEST SCORING AVERAGE

Season:	88.9	1987-88	3,021 in 34 games
----------------	------	---------	-------------------

INDIVIDUAL RECORDS

MOST POINTS SCORED

Game:	51	Patricia Roberts	vs. Kentucky	11/13/76
Season:	987	Patricia Roberts	1976-77	33 games
Career:	3,025	Chamique Holdsclaw	1995-99	148 games

HIGHEST SCORING AVERAGE

Season:	29.9	Patricia Roberts	1976-77	987/33 games
Career:	29.9	Patricia Roberts	1976-77	987/33 games

CAREER LEADERS

POINTS SCORED

Pts.	Player	Seasons
1. 3,025	Chamique Holdsclaw	1995-99
2. 2,462	Bridgette Gordon	1985-89
3. 2,137	Candace Parker	2005-08
4. 2,113	Tamika Catchings	1997-01
5. 1,950	Kara Lawson	1999-03
6. 1,915	Semeka Randall	1997-01
7. 1,882	Shekinna Stricklen	2008-12
8. 1,790	Sheila Frost	1985-89
9. 1,771	Tanya Haave	1980-84
10. 1,729	Mary Ostrowski	1980-84

POINTS PER GAME

PPG	Player	Seasons
1. 29.9	Patricia Roberts	1976-77
2. 20.8	Cindy Brogdon	1977-79
3. 20.4	Chamique Holdsclaw	1995-99
4. 19.4	Candace Parker	2005-08
5. 19.2	Jill Rankin	1979-80
6. 18.0	Bridgette Gordon	1985-89
7. 16.6	Tamika Catchings	1997-01
8. 15.2	Cindy Noble	1978-81
9. 14.2	Daedra Charles	1988-91
10. 13.8	Tanya Haave	1980-84
13.8	Mary Ostrowski	1980-84

SEASON LEADERS

POINTS SCORED

Pts.	Player	Season
1. 987	Patricia Roberts	1976-77
2. 915	Chamique Holdsclaw	1997-98
3. 809	Candace Parker	2007-08
4. 803	Chamique Holdsclaw	1996-97
5. 784	Cindy Brogdon	1978-79
6. 735	Bridgette Gordon	1988-89
7. 730	Jill Rankin	1979-80
8. 724	Chamique Holdsclaw	1998-99
9. 711	Tamika Catchings	1997-98
10. 706	Candace Parker	2006-07

BY CLASS

Freshman:	711	Tamika Catchings	1997-98
Sophomore:	803	Chamique Holdsclaw	1996-97
Junior:	915	Chamique Holdsclaw	1997-98
Senior:	987	Patricia Roberts	1976-77

POINTS PER GAME

PPG	Player	Season
1. 29.9	Patricia Roberts	1976-77
2. 23.5	Chamique Holdsclaw	1997-98
3. 21.7	Cindy Brogdon	1977-78
4. 21.3	Candace Parker	2007-08
21.3	Chamique Holdsclaw	1998-99
6. 20.8	Bridgette Gordon	1987-88
7. 20.6	Chamique Holdsclaw	1996-97
8. 20.4	Bridgette Gordon	1988-89
9. 20.1	Cindy Brogdon	1978-79
10. 19.6	Candace Parker	2006-07

SINGLE GAME LEADERS

Pts.	Player	Date	Opponent
1. 51	Patricia Roberts	11/13/76	Kentucky
2. 43	Tanya Haave	12/11/82	at Stephen F. Austin
43	Patricia Roberts	1/24/77	East Tennessee State
4. 40	Shelia Collins	3/3/85	at Mississippi
40	Patricia Roberts	3/26/77	Immaculata
6. 39	Chamique Holdsclaw	3/15/99	Boston College
39	Chamique Holdsclaw	2/14/98	Auburn
39	Gail Dobson	3/1/75	Union (Tenn.)
9. 38	Tamika Catchings	2/26/99	Florida
38	Patricia Roberts	1/6/77	Marshall

YEAR-BY-YEAR LEADERS

Year	Leader	G	Pts.-Avg.
1975-76	Sue Thomas	14	250-17.8
1976-77	Patricia Roberts	33	987-29.9
1977-78	Cindy Brogdon	31	674-21.7
1978-79	Cindy Brogdon	39	784-20.1
1979-80	Jill Rankin	38	730-19.2
1980-81	Cindy Noble	31	450-14.5
1981-82	Mary Ostrowski	32	458-14.3
1982-83	Tanya Haave	33	614-18.6
1983-84	Mary Ostrowski	31	493-15.9
1984-85	Shelia Collins	31	563-18.2
1985-86	Bridgette Gordon	34	481-14.1
1986-87	Bridgette Gordon	34	559-16.4
1987-88	Bridgette Gordon	33	687-20.8
1988-89	Bridgette Gordon	36	735-20.4
1989-90	Daedra Charles	33	525-15.9
1990-91	Daedra Charles	35	607-17.3
1991-92	Peggy Evans	31	458-14.8
1992-93	Lisa Harrison	32	447-14.0
1993-94	Nikki McCray	33	537-16.3
1994-95	Dana Johnson	37	577-15.6
1995-96	Chamique Holdsclaw	36	583-16.2
1996-97	Chamique Holdsclaw	39	803-20.6
1997-98	Chamique Holdsclaw	39	915-23.5
1998-99	Chamique Holdsclaw	34	724-21.3
1999-00	Tamika Catchings	37	580-15.7
2000-01	Tamika Catchings	17	259-15.2
2001-02	Kara Lawson	34	512-15.1
2002-03	Gwen Jackson	38	612-16.1
2003-04	Shyra Ely	35	508-14.5
2004-05	Shyra Ely	35	503-14.4
2005-06	Candace Parker	36	622-17.3
2006-07	Candace Parker	36	706-19.6
2007-08	Candace Parker	38	809-21.3
2008-09	Shekinna Stricklen	32	424-13.3
2009-10	Angie Bjorklund	35	487-13.9
2010-11	Meighan Simmons	37	500-13.5
2011-12	Shekinna Stricklen	35	539-15.4

FIELD GOAL RECORDS

TEAM RECORDS

MOST FIELD GOALS MADE

Game:	58	at Hawaii Pacific	12/20/85
Season:	1,292	1978-79	39 games

HIGHEST FIELD GOAL PERCENTAGE

Season:	.517	1982-83	1,051-2,034
----------------	------	---------	-------------

INDIVIDUAL RECORDS

MOST FIELD GOALS MADE

Game:	24	Patricia Roberts	vs. Kentucky	11/13/76
Season:	428	Patricia Roberts	1976-77	33 games
Career:	1,233	Chamique Holdsclaw	1995-99	148 games

HIGHEST FIELD GOALS PERCENTAGE

Season:	.679	Cindy Noble	1979-80	266-392
Career:	.647	Patricia Roberts	1976-77	428-662

CAREER LEADERS

FIELD GOALS MADE

FGM	Player	Seasons
1. 1,233	Chamique Holdsclaw	1995-99
2. 1,017	Bridgette Gordon	1985-89
3. 797	Candace Parker	2005-08
4. 760	Tamika Catchings	1997-01
5. 754	Sheila Frost	1985-89
6. 746	Tanya Haave	1980-84
7. 731	Semeka Randall	1997-01
8. 692	Shekinna Stricklen	2008-12
9. 687	Mary Ostrowski	1980-84
10. 675	Kara Lawson	1999-03

FIELD GOAL PERCENTAGE

FG%	Player	Seasons
1. .647	Patricia Roberts (428-662)	1976-77
2. .625	Cindy Noble (614-982)	1978-81
3. .606	Kelley Cain (343-566)	2008-11
4. .591	Sheila Frost (754-1,276)	1985-89
5. .561	Jerilynn Harper (152-271)	1978-79
6. .553	Michelle Snow (585-1,057)	1998-02
7. .552	Jill Rankin (296-536)	1979-80
8. .552	Daedra Charles (594-1,077)	1988-91
9. .549	Dana Johnson (622-1,132)	1991-95
10. .540	Mary Ostrowski (687-1,272)	1980-84

SINGLE SEASON LEADERS

FIELD GOALS MADE

FGM	Player	Season
1. 428	Patricia Roberts	1976-77
2. 370	Chamique Holdsclaw	1997-98
3. 344	Cindy Brogdon	1978-79
4. 332	Chamique Holdsclaw	1996-97
5. 300	Candace Parker	2007-08
300	Bridgette Gordon	1988-89
7. 296	Jill Rankin	1979-80
8. 294	Chamique Holdsclaw	1998-99
9. 289	Bridgette Gordon	1987-88
10. 286	Cindy Brogdon	1977-78

BY CLASS

Freshman:	253	Tamika Catchings	1997-98
Sophomore:	332	Chamique Holdsclaw	1996-97
Junior:	370	Chamique Holdsclaw	1997-98
Senior:	428	Patricia Roberts	1976-77

FIELD GOAL PERCENTAGE (MIN. 250 ATTEMPTS)

FG%	Player	Season
1. .679	Cindy Noble (266-392)	1979-80
2. .647	Patricia Roberts (428-662)	1976-77
3. .615	Sheila Frost (208-338)	1987-88
4. .614	Dana Johnson (215-350)	1994-95
5. .597	Cindy Noble (178-298)	1980-81
6. .590	Sheila Frost (161-273)	1986-87
7. .586	Mary Ostrowski (190-324)	1982-83
8. .582	Cindy Noble (170-292)	1978-79
9. .580	Sheila Frost (181-312)	1985-86
10. .578	Sheila Frost (204-353)	1988-89

SINGLE GAME LEADERS

FIELD GOALS MADE

FGM	Player	Date	Opponent
1. 24	Patricia Roberts	11/13/76	Kentucky
2. 19	Patricia Roberts	1/24/77	East Tennessee State
3. 18	Patricia Roberts	3/24/77	vs. Kansas State
18	Patricia Roberts	1/6/77	Marshall
5. 17	Tanya Haave	12/11/82	at Steven F. Austin
17	Sue Thomas	1/14/76	at Western Carolina
7. 16	Sheila Frost	1/17/88	Vanderbilt
16	Tanya Haave	2/9/83	at Kentucky
16	Patricia Roberts	3/3/77	Middle Tenn. State
16	Patricia Roberts	1/14/77	at Western Carolina

YEAR-BY-YEAR LEADERS (BY PCT.)

Year	Leader	G	FGM-FGA	FG%
1975-76	Marcia Garner	12	36-66	.545
1976-77	Patricia Roberts	33	428-662	.646
1977-78	Suzanne Barbre	31	209-414	.504
1978-79	Cindy Noble	34	170-292	.582
1979-80	Cindy Noble	38	266-392	.678
1980-81	Cindy Noble	31	178-298	.597
1981-82	Paula Towns	31	184-321	.573
1982-83	Lynne Collins	30	79-130	.608
1983-84	Mary Ostrowski	31	194-376	.516
1984-85	Lisa Webb	16	79-156	.506
1985-86	Sheila Frost	33	181-312	.580
1986-87	Sheila Frost	34	161-273	.590
1987-88	Sheila Frost	34	208-338	.615
1988-89	Kelli Casteel	31	44-63	.698
1989-90	Daedra Charles	33	212-385	.551
1990-91	Daedra Charles	35	243-434	.560
1991-92	Peggy Evans	31	186-350	.531
1992-93	Dana Johnson	32	143-268	.534
1993-94	Dana Johnson	33	173-317	.546
1994-95	Dana Johnson	37	215-350	.614
1995-96	Pashen Thompson	35	106-201	.527
1996-97	Tiffani Johnson	38	143-269	.532
1997-98	Teresa Geter	39	98-179	.547
1998-99	Michelle Snow	34	117-195	.600
1999-00	Michelle Snow	37	181-326	.555
2000-01	Michelle Snow	33	143-250	.572
2001-02	Michelle Muñoz	27	36-62	.581
2002-03	Courtney McDaniel	36	57-96	.594
2003-04	Ashley Robinson	35	120-247	.486
2004-05	Tye'sha Fluker	33	101-21	.461
2005-06	Sybil Dosty	35	40-65	.615
2006-07	Candace Parker	36	267-505	.529
2007-08	Vicki Baugh	38	79-143	.552
2008-09	Kelley Cain	27	97-157	.618
2009-10	Kelley Cain	33	148-244	.607
2010-11	Kelley Cain	32	98-165	.594
2011-12	Vicki Baugh	35	105-182	.577

GENERAL

STAFF

PLAYERS

REVIEW

HISTORY

FACILITIES

NCAA

SEC

RECORDS

MEDIA INFO



THREE-POINT FIELD GOAL RECORDS

TEAM RECORDS

MOST 3-POINT FIELD GOALS MADE

Game:	16	vs. Kentucky	3/6/11
Season:	242	2010-11	37 games

HIGHEST 3-POINT FIELD GOAL PERCENTAGE

Season:	.401	1990-91	118-294
----------------	------	---------	---------

INDIVIDUAL RECORDS

MOST 3-POINT FIELD GOALS MADE

Game:	8	Meighan Simmons	Lamar	12/1/10
Season:	103	Shanna Zolman	2005-06	102-239
Career:	305	Angie Bjorklund	2007-11	305-738

HIGHEST 3-POINT FIELD GOAL PERCENTAGE

Season:	.490	Dena Head	1990-91	25-51
Career:	.425	Shanna Zolman	2002-06	266-626

CAREER LEADERS

3-POINT FIELD GOALS MADE

3PM	Player	Seasons
1. 305	Angie Bjorklund	2007-11
2. 266	Shanna Zolman	2002-06
3. 256	Kara Lawson	1999-03
4. 163	Shekinna Stricklen	2008-12
5. 161	Brittany Jackson	2001-05
6. 147	Shannon Bobbitt	2006-08
7. 133	Sidney Spencer	2003-07
8. 132	Tiffany Woosley	1991-95
9. 128	Nikki Caldwell	1990-94
10. 124	Abby Conklin	1993-97

3-POINT FIELD GOAL PERCENTAGE

3P%	Player	Seasons
1. .425	Shanna Zolman (266-626)	2002-06
2. .415	Kara Lawson (256-617)	1999-03
3. .413	Angie Bjorklund (305-738)	2007-11
4. .412	April McDivitt (101-245)	1999-02
5. .406	Shannon Bobbitt (147-362)	2006-08
6. .396	Sidney Spencer (133-336)	2003-07
7. .393	Gwen Jackson (55-140)	1999-03
8. .391	Tiffany Woosley (132-338)	1991-95
9. .378	Taber Spani (95-251)	2009-11
10. .364	Kellie Jolly (99-272)	1995-99

SINGLE SEASON LEADERS

3-POINT FIELD GOALS MADE

3PM	Player	Season
1. 103	Shanna Zolman	2005-06
2. 102	Angie Bjorklund	2009-10
3. 79	Kara Lawson	1999-2000
4. 78	Shannon Bobbitt	2007-08
5. 77	Kara Lawson	2002-03
6. 73	Angie Bjorklund	2010-11
7. 69	Shannon Bobbitt	2006-07
8. 68	Angie Bjorklund	2007-08
68	Shanna Zolman	2004-05
10. 63	Meighan Simmons	2010-11

BY CLASS

Freshman:	79	Kara Lawson	1999-00
Sophomore:	62	Angie Bjorklund	2008-09
		Kara Lawson	2000-01
Junior:	102	Angie Bjorklund	2009-10
Senior:	103	Shanna Zolman	2005-06

3-POINT FIELD GOAL PERCENTAGE

3P%	Player	Season
1. .490	Dena Head (25-51)	1990-91
2. .455	Tiffany Woosley (46-101)	1993-94
3. .451	Angie Bjorklund (73-162)	2010-11
4. .450	Kara Lawson (77-171)	2002-03
5. .436	Shanna Zolman (68-156)	2004-05
6. .436	Kara Lawson (79-181)	1999-2000
7. .434	Sidney Spencer (53-122)	2005-06
8. .433	Shanna Zolman (103-238)	2005-06
9. .427	Angie Bjorklund (102-239)	2009-10
10. .426	Shanna Zolman (58-136)	2003-04

SINGLE GAME LEADERS

3PM	Player	Date	Opponent
1. 8	Meighan Simmons	12/1/11	Lamar
2. 7	Angie Bjorklund	3/6/11	Kentucky
7	Angie Bjorklund	1/24/08	Arkansas
7	Angie Bjorklund	1/5/08	Notre Dame
7	Angie Bjorklund	12/16/07	Gonzaga
7	Shanna Zolman	2/19/06	at Alabama
7. 6	Angie Bjorklund	2/14/10	Florida
6	Angie Bjorklund	1/28/10	Auburn
6	Angie Bjorklund	3/6/09	Florida
6	Angie Bjorklund	12/18/08	at Old Dominion
6	Shannon Bobbitt	11/15/07	Oklahoma
6	Shannon Bobbitt	1/28/07	at Alabama
6	Tasha Butts	2/15/04	at Vanderbilt
6	Kara Lawson	3/08/03	Mississippi State
6	Kara Lawson	2/27/03	Vanderbilt
6	Kara Lawson	1/12/03	Auburn
6	Kara Lawson	12/21/02	at Texas
6	Kara Lawson	1/30/00	Kentucky
6	Abby Conklin	12/18/96	at Texas Tech

YEAR-BY-YEAR LEADERS (BY PCT.)

Year	Leader	G	3P%
1988-89	Bridgette Gordon	2-6	.333
1989-90	Jody Adams	27-82	.329
1990-91	Dena Head	25-51	.490
1991-92	Tiffany Woosley	28-69	.406
1992-93	Nikki Caldwell	35-101	.347
1993-94	Tiffany Woosley	46-101	.455
1994-95	Michelle Marciniak	31-102	.304
1995-96	Abby Conklin	38-90	.422
1996-97	Abby Conklin	49-128	.383
1997-98	Kellie Jolly	36-86	.419
1998-99	Kristen Clement	25-65	.385
1999-00	Kara Lawson	79-181	.436
2000-01	Kara Lawson	62-150	.413
2001-02	April McDivitt	29-72	.403
2002-03	Kara Lawson	77-171	.450
2003-04	Shanna Zolman	58-136	.426
2004-05	Shanna Zolman	68-156	.436
2005-06	Sidney Spencer	53-122	.434
2006-07	Shannon Bobbitt	69-167	.413
2007-08	Alexis Hornbuckle	39-92	.424
2008-09	Angie Bjorklund	62-152	.408
2009-10	Angie Bjorklund	102-239	.427
2010-11	Angie Bjorklund	73-162	.451
2011-12	Taber Spani	34-85	.400

FREE THROW RECORDS

TEAM RECORDS

MOST FREE THROWS MADE

Game:	40	at Florida	2/3/05
Season:	782	1997-98	32 games

HIGHEST FREE THROW PERCENTAGE

Season:	.742	1982-83	498-671
----------------	------	---------	---------

INDIVIDUAL RECORDS

MOST FREE THROWS MADE

Game:	17	Candace Parker	vs. MTSU	12/13/07
	17	Bridgette Gordon	vs. Long Beach St	3/25/89
Season:	201	Candace Parker	2007-08	201-288
Career:	526	Candace Parker	2004-08	526-738

HIGHEST FIELD GOAL PERCENTAGE

Season:	.957	Shanna Zolman	2003-04	88-92
Career:	.916	Shanna Zolman	2002-06	306-344

CAREER LEADERS

FREE THROWS MADE

FTM	Player	Seasons
1. 526	Candace Parker	2005-08
2. 523	Chamique Holdscraw	1995-99
3. 473	Glory Johnson	2008-12
4. 471	Tamika Catchings	1997-01
5. 439	Semeka Randall	1997-01
6. 423	Bridgette Gordon	1985-89
7. 381	Nicky Anosike	2004-08
8. 377	Dana Johnson	1991-95
9. 371	Tonya Edwards	1986-90
10. 356	Debbie Groover	1977-81

FREE THROW PERCENTAGE (MIN. 150 ATT.)

FT% Player	Seasons
1. .916	Shanna Zolman (306-334) 2002-06
2. .853	Sidney Spencer (163-191) 2003-07
3. .847	Kara Lawson (344-406) 1999-03
4. .839	Cindy Brogdon (198-236) 1977-79
5. .816	Tiffany Woosley (284-348) 1991-95
	.816 Tanya Haave (279-342) 1980-84
7. .802	Jill Rankin (138-172) 1979-80
8. .797	Jody Adams (141-177) 1989-93
9. .795	Abby Conklin (174-219) 1993-97
10. .793	Tasha Butts (249-314) 2000-04

SINGLE SEASON LEADERS

FREE THROWS MADE

FTM	Player	Season
1. 201	Candace Parker	2007-08
2. 166	Candace Parker	2006-07
	166 Chamique Holdscraw	1997-98
4. 165	Tamika Catchings	1997-98
5. 159	Candace Parker	2005-06
6. 155	Semeka Randall	1997-98
7. 147	Dana Johnson	1994-95
8. 145	Cindy Noble	1979-80
9. 138	Jill Rankin	1979-80
	138 Glory Johnson	2011-12

BY CLASS

Freshman:	165	Tamika Catchings	1997-98
Sophomore:	166	Candace Parker	2006-07
Junior:	201	Candace Parker	2007-08
Senior:	147	Dana Johnson	1994-95

FREE THROW PERCENTAGE (MIN. 50 ATTEMPTS)

FT%	Player	Season
1. .957	Shanna Zolman (88-92)	2003-04
2. .944	Shanna Zolman (85-90)	2005-06
3. .900	Sidney Spencer (54-60)	2006-07
4. .892	Shanna Zolman (58-65)	2002-03
5. .884	Kara Lawson (99-112)	2002-03
6. .880	Tiffany Woosley (110-125)	1993-94
7. .879	Latina Davis (51-58)	1993-94
8. .864	Cindy Brogdon (102-118)	1977-78
9. .862	Shanna Zolman (75-87)	2004-05
10. .857	Kara Lawson (60-70)	2000-01

SINGLE GAME LEADERS

FREE THROWS MADE

FTM	Player	Date	Opponent
1. 17	Candace Parker	12/13/07	Middle Tennessee
	17 Bridgette Gordon	3/25/89	Long Beach State
3. 16	Shelia Collins	1/25/85	at Old Dominion
4. 15	Chamique Holdscraw	2/12/98	at Memphis
	15 Shelia Collins	2/27/85	LSU
6. 14	Shelia Collins	3/25/84	Georgia
7. 13	Chamique Holdscraw	3/23/98	North Carolina
	13 Tonya Edwards	3/24/90	Virginia
	13 Bridgette Gordon	3/6/89	Auburn
	13 Gail Dobson	3/1/75	Union (Tenn.)
	13 Gail Dobson	2/14/75	Appalachian State

YEAR-BY-YEAR LEADERS (BY PCT./MIN. 50 ATT.)

Year	Leader	G	FTM-FTA	FT%
1975-76	Lisa McGill	14	37-56	.660
1976-77	Patricia Roberts	33	131-175	.748
1977-78	Cindy Brogdon	31	102-118	.864
1978-79	Debbie Groover	39	111-134	.820
1979-80	Jill Rankin	38	138-172	.802
1980-81	Mary Ostrowski	29	84-115	.730
1981-82	Tanya Haave	32	52-63	.825
1982-83	Tanya Haave	33	110-131	.840
1983-84	Tanya Haave	33	88-113	.779
1984-85	Dawn Marsh	32	71-83	.855
1985-86	Dawn Marsh	34	43-63	.683
1986-87	Tonya Edwards	34	89-114	.781
1987-88	Dawn Marsh	34	52-61	.852
1988-89	Tonya Edwards	20	59-74	.797
1989-90	Jody Adams	33	54-65	.831
1990-91	Jody Adams	35	60-78	.769
1991-92	Tiffany Woosley	31	73-92	.793
1992-93	Tiffany Woosley	32	86-104	.827
1993-94	Tiffany Woosley	33	110-125	.880
1994-95	Pashen Thompson	24	52-62	.839
1995-96	Michelle Marciniak	36	101-127	.795
1996-97	Laurie Milligan	22	59-68	.868
1997-98	Kellie Jolly	39	59-70	.843
1998-99	Tamika Catchings	34	134-173	.775
1999-00	Kara Lawson	37	89-109	.817
2000-01	Kara Lawson	34	60-70	.857
2001-02	Kara Lawson	34	96-115	.835
2002-03	Shanna Zolman	38	58-65	.892
2003-04	Shanna Zolman	35	88-92	.957
2004-05	Shanna Zolman	35	75-87	.862
2005-06	Shanna Zolman	36	85-90	.944
2006-07	Sidney Spencer	37	54-60	.900
2007-08	Shannon Bobbitt	38	51-63	.810
2008-09	Shekinna Stricklen	32	86-113	.761
2009-10	Shekinna Stricklen	35	84-102	.824
2010-11	Taber Spani	37	44-55	.800
2011-12	Ariel Massengale	33	66-85	.776

GENERAL

STAFF

PLAYERS

REVIEW

HISTORY

FACILITIES

NCAA

SEC

RECORDS

MEDIA INFO



REBOUNDING RECORDS

TEAM RECORDS

MOST REBOUNDS

Game:	76	vs. Tennessee State	2/27/88
Season:	1,811	1978-79	39 games

MOST REBOUNDS PER GAME

Season:	46.9	1992-93	1,501 in 32 games
----------------	------	---------	-------------------

INDIVIDUAL RECORDS

MOST REBOUNDS

Game:	24	Patricia Roberts	vs. Anderson J.C.	2/19/77
Season:	467	Patricia Roberts	1996-97	33 games
Career:	1,295	Chamique Holdsclaw	1995-99	148 games

MOST REBOUNDS PER GAME

Season:	14.2	Patricia Roberts	1976-77	467 in 33 games
Career:	14.2	Patricia Roberts	1976-77	467 in 33 games

CAREER LEADERS

TOTAL REBOUNDS

Reb.	Player	Seasons
1. 1,295	Chamique Holdsclaw	1995-99
2. 1,218	Glory Johnson	2008-12
3. 1,043	Sheila Frost	1985-89
4. 1,004	Tamika Catchings	1997-01
5. 994	Mary Ostrowski	1980-84
6. 972	Candace Parker	2005-08
7. 957	Debbie Groover	1977-81
8. 940	Shyra Ely	2001-05
9. 915	Bridgette Gordon	1985-89
10. 914	Nicky Anosike	2004-08

REBOUNDS PER GAME

RPG	Player	Seasons
1. 14.2	Patricia Roberts	1976-77
2. 8.8	Candace Parker	2005-08
8.8	Chamique Holdsclaw	1995-99
4. 8.6	Glory Johnson	2008-12
5. 8.2	Daedra Charles	1988-91
6. 8.0	Mary Ostrowski	1980-84
7. 7.9	Tamika Catchings	1997-01
8. 7.7	Karla Horton	1984-87
9. 7.6	Sheila Frost	1985-89
10. 7.3	Jill Rankin	1979-80

SINGLE SEASON LEADERS

TOTAL REBOUNDS

Reb.	Player	Season
1. 467	Patricia Roberts	1976-77
2. 367	Chamique Holdsclaw	1996-97
3. 359	Glory Johnson	2010-11
4. 355	Glory Johnson	2011-12
5. 352	Candace Parker	2006-07
6. 338	Debbie Groover	1978-79
7. 328	Chamique Holdsclaw	1997-98
8. 326	Chamique Holdsclaw	1995-96
9. 322	Candace Parker	2007-08
322	Daedra Charles	1990-91

BY CLASS

Freshman:	326	Chamique Holdsclaw	1995-96
Sophomore:	367	Chamique Holdsclaw	1996-97
Junior:	359	Glory Johnson	2010-11
Senior:	467	Patricia Roberts	1976-77

REBOUNDS PER GAME

RPG	Player	Season
1. 14.2	Patricia Roberts	1976-77
2. 9.9	Glory Johnson	2011-12
3. 9.8	Candace Parker	2006-07
4. 9.7	Glory Johnson	2010-11
5. 9.4	Chamique Holdsclaw	1996-97
9.4	Lisa Harrison	1992-93
9.4	Sheila Frost	1985-86
9.4	Shelia Collins	1984-85
9.2	Karla Horton	1985-86
9.2	Daedra Charles	1990-91

SINGLE GAME LEADERS

Reb.	Player	Date	Opponent
1. 24	Patricia Roberts	2/19/77	Anderson J.C.
2. 22	Daedra Charles	3/16/91	Southwest Mo. St.
22	Karla Horton	11/24/85	East Carolina
4. 21	Glory Johnson	3/19/12	DePaul
5. 20	Sheila Frost	12/20/87	Northern Illinois
20	Debbie Groover	1/27/79	Valdosta State
20	Cindy Brogdon	2/12/78	at Kentucky
20	Patricia Roberts	3/10/77	Clemson
20	Patricia Roberts	3/3/77	Middle Tenn. State
20	Patricia Roberts	2/12/77	at Eastern Kentucky
20	Patricia Roberts	11/13/76	Kentucky

YEAR-BY-YEAR LEADERS

Year	Leader	G	Reb.-Avg
1975-76	Sue Thomas	14	115-8.2
1976-77	Patricia Roberts	33	467-14.2
1977-78	Cindy Brogdon	31	238-7.6
1978-79	Debbie Groover	39	338-8.7
1979-80	Cindy Noble	38	288-7.6
1980-81	Cindy Noble	31	227-7.3
1981-82	Mary Ostrowski	32	273-8.5
1982-83	Mary Ostrowski	33	250-7.6
1983-84	Mary Ostrowski	31	268-8.6
1984-85	Shelia Collins	31	290-9.4
1985-86	Sheila Frost	33	309-9.4
1986-87	Bridgette Gordon	34	232-6.8
1987-88	Sheila Frost	34	269-7.9
1988-89	Bridgette Gordon	36	251-7.0
1989-90	Daedra Charles	33	287-8.7
1990-91	Daedra Charles	35	322-9.2
1991-92	Peggy Evans	31	201-6.5
1992-93	Lisa Harrison	32	300-9.4
1993-94	Dana Johnson	33	241-7.3
1994-95	Dana Johnson	37	289-7.8
1995-96	Chamique Holdsclaw	36	326-9.1
1996-97	Chamique Holdsclaw	39	367-9.4
1997-98	Chamique Holdsclaw	39	328-8.4
1998-99	Chamique Holdsclaw	34	274-8.1
1999-00	Tamika Catchings	37	292-7.9
2000-01	Tamika Catchings	17	150-8.8
2001-02	Michelle Snow	33	214-6.5
2002-03	Shyra Ely	36	238-6.6
2003-04	Shyra Ely	35	279-8.0
2004-05	Shyra Ely	35	246-7.0
2005-06	Candace Parker	36	298-8.3
2006-07	Candace Parker	36	352-9.8
2007-08	Candace Parker	38	322-8.5
2008-09	Glory Johnson	33	236-7.2
2009-10	Glory Johnson	35	268-7.7
	Kelley Cain	33	254-7.7
2010-11	Glory Johnson	37	359-9.7
2011-12	Glory Johnson	36	355-9.9

ASSIST RECORDS

TEAM RECORDS

MOST ASSISTS

Game:	41	@ Hawaii Pacific	12/20/85
Season:	715	1979-80	38 games

MOST ASSISTS PER GAME

Season:	19.6	1985-86	665 in 34 games
		1980-81	608 in 31 games

INDIVIDUAL RECORDS

MOST ASSISTS

Game:	18	Dawn Marsh	vs. Georgia	3/6/88
Season:	243	Dawn Marsh	1987-88	34 games
Career:	755	Dawn Marsh	1984-88	132 games

MOST ASSISTS PER GAME

Season:	7.1	Dawn Marsh	1987-88	243 in 34 games
Career:	5.7	Dawn Marsh	1984-88	755 in 132 games

CAREER LEADERS

TOTAL ASSISTS

Asst	Player	Seasons
1. 755	Dawn Marsh	1984-88
2. 673	Holly Warlick	1976-80
3. 587	Lea Henry	1979-83
4. 503	Alexis Hornbuckle	2004-08
5. 456	Kara Lawson	1999-03
6. 452	Kellie Jolly	1995-99
7. 449	Michelle Marciniak	1993-96
8. 439	Dena Head	1988-92
9. 429	Kristen Clement	1997-01
10. 422	Loree Moore	2001-05

ASSISTS PER GAME

Asst	Player	Seasons
1. 5.7	Dawn Marsh	1984-88
2. 4.9	Ariel Massengale	2011-
3. 4.8	Holly Warlick	1976-80
4. 4.4	Lea Henry	1979-83
5. 4.3	Michelle Marciniak	1993-96
6. 3.7	Cindy Brogdon	1978-79
7. 3.64	Alexis Hornbuckle	2004-08
8. 3.58	Loree Moore	2001-05
9. 3.4	Kellie Jolly	1995-99
3.4	Shekinna Stricklen	2008-12

***Records for Suzanne Barbre's first two seasons are unavailable.*

SINGLE SEASON LEADERS

TOTAL ASSISTS

Asst.	Player	Season
1. 243	Dawn Marsh	1987-88
2. 225	Holly Warlick	1979-80
3. 204	Michelle Marciniak	1994-95
4. 193	Dawn Marsh	1986-87
5. 192	Dawn Marsh	1985-86
6. 181	Holly Warlick	1978-79
7. 165	Lea Henry	1980-81
8. 162	Ariel Massengale	2011-12
9. 158	Lea Henry	1981-82
10. 155	Holly Warlick	1977-78

BY CLASS

Freshman:	162	Ariel Massengale	2011-12
Sophomore:	192	Dawn Marsh	1985-86
Junior:	204	Michelle Marciniak	1994-95
Senior:	243	Dawn Marsh	1987-88

ASSISTS PER GAME

APG	Player	Season
1. 7.1	Dawn Marsh	1987-88
2. 6.0	Dawn Marsh	1986-87
3. 5.9	Holly Warlick	1979-80
4. 5.7	Michelle Marciniak	1994-95
5. 5.6	Dawn Marsh	1985-86
6. 5.3	Lea Henry	1980-81
7. 5.0	Holly Warlick	1977-78
8. 4.9	Ariel Massengale	2011-12
4.9	Lea Henry	1981-82
10. 4.6	Holly Warlick	1978-79

SINGLE GAME LEADERS

ASSISTS

Asst	Player	Date	Opponent
1. 18	Dawn Marsh	3/6/88	Georgia
2. 14	Holly Warlick	2/12/78	Memphis State
3. 13	Shannon Bobbitt	12/16/07	Gonzaga
13	Dawn Marsh	1/11/87	Kentucky
5. 12	Ariel Massengale	1/15/12	Vanderbilt
12	Shekinna Stricklen	1/3/10	Oklahoma
12	Michelle Marciniak	2/25/95	Georgia
12	Dawn Marsh		Vanderbilt
12	Dawn Marsh	3/20/86	Georgia
12	Lea Henry	2/28/82	Kentucky
12	Holly Warlick	3/5/80	Clemson

YEAR-BY-YEAR LEADERS

Year	Leader	G	Assts-Avg
1975-76	Suzanne Barbre	14	55-3.9
1976-77	Suzanne Barbre	33	126-3.8
1977-78	Holly Warlick	31	155-5.0
1978-79	Holly Warlick	39	181-4.6
1979-80	Holly Warlick	38	225-5.8
1980-81	Lea Henry	31	165-5.3
1981-82	Lea Henry	32	158-4.9
1982-83	Lea Henry	33	145-4.4
1983-84	Pat Hatmaker	33	124-3.8
1984-85	Dawn Marsh	32	127-4.0
1985-86	Dawn Marsh	34	192-5.6
1986-87	Dawn Marsh	32	193-6.0
1987-88	Dawn Marsh	34	243-7.1
1988-89	Melissa McCray	37	133-3.6
1989-90	Dena Head	33	126-3.8
1990-91	Dena Head	35	125-3.6
1991-92	Jody Adams	31	82-2.6
1992-93	Tiffany Woosley	32	93-2.9
1993-94	Tiffany Woosley	33	106-3.2
1994-95	Michelle Marciniak	36	204-5.7
1995-96	Michelle Marciniak	36	152-4.2
1996-97	Laurie Milligan	22	98-4.5
1997-98	Kellie Jolly	39	148-3.8
1998-99	Kellie Jolly	34	141-4.1
1999-00	Kristen Clement	36	126-3.5
2000-01	Kara Lawson	34	113-3.3
2001-02	Loree Moore	34	133-3.9
2002-03	Kara Lawson	38	151-4.0
2003-04	Tasha Butts	35	99-2.8
2004-05	Alexis Hornbuckle	35	110-3.1
2005-06	Shanna Zolman	36	114-3.2
2006-07	Alexis Hornbuckle	37	146-3.9
2007-08	Alexis Hornbuckle	37	134-3.6
2008-09	Shekinna Stricklen	32	95-3.0
2009-10	Shekinna Stricklen	35	135-3.9
2010-11	Meighan Simmons	37	104-2.8
2011-12	Ariel Massengale	33	162-4.9

GENERAL

STAFF

PLAYERS

REVIEW

HISTORY

FACILITIES

NCAA

SEC

RECORDS

MEDIA INFO



RECORDS

BLOCK RECORDS

TEAM RECORDS

MOST BLOCKS

Game:	15	vs. Kentucky	2/25/10
Season:	228	1997-98	39 games

MOST BLOCKS PER GAME

Season:	6.5	2009-10	226 in 35 games
----------------	-----	---------	-----------------

INDIVIDUAL RECORDS

MOST BLOCKS

Game:	12	Kelley Cain	vs. LSU	2/22/10
Season:	113	Kelley Cain	2009-10	33 games
Career:	275	Candace Parker	2005-08	110 games

MOST BLOCKS PER GAME

Season:	3.4	Kelley Cain	2009-10	113 in 33 games
Career:	2.5	Candace Parker	2005-08	275 in 110 games

CAREER LEADERS

TOTAL BLOCKS

	Blks.	Player	Seasons
1.	275	Candace Parker	2005-08
2.	249	Sheila Frost	1985-89
3.	228	Kelley Cain	2008-11
4.	200	Ashley Robinson	2000-04
5.	194	Michelle Snow	1999-02
6.	161	Nicky Anosike	2004-08
7.	136	Tamika Catchings	1997-01
8.	135	Teresa Geter	1997-99
9.	111	Chamique Holdscraw	1995-99
10.	102	Abby Conklin	1993-97

BLOCKS PER GAME

	BPG	Player	Seasons
1.	2.50	Candace Parker	2005-08
2.	2.48	Kelley Cain	2008-11
3.	2.01	Teresa Geter	1997-99
4.	1.80	Sheila Frost	1985-89
5.	1.52	Ashley Robinson	2000-04
6.	1.42	Michelle Snow	1998-02
7.	1.10	Nicky Anosike	2004-08
8.	1.07	Tamika Catchings	1997-01
9.	0.85	Vicki Baugh	2007-12
10.	0.75	Chamique Holdscraw	1995-99

SINGLE SEASON LEADERS

TOTAL BLOCKS

	Blks.	Player	Season
1.	113	Kelley Cain	2009-10
2.	99	Candace Parker	2006-07
3.	90	Candace Parker	2007-08
	90	Teresa Geter	1997-98
5.	86	Candace Parker	2005-06
6.	77	Sheila Frost	1985-86
7.	70	Ashley Robinson	2003-04
8.	66	Kelley Cain	2010-11
9.	63	Ashley Robinson	2002-03
10.	60	Sheila Frost	1987-88

BY CLASS

Freshman:	90	Teresa Geter	1997-98
Sophomore:	113	Kelley Cain	2009-10
Junior:	90	Candace Parker	2007-08
Senior:	70	Ashley Robinson	2003-04

BLOCKS PER GAME

	BPG	Player	Season
1.	3.424	Kelley Cain	2009-10
2.	2.750	Candace Parker	2006-07
3.	2.389	Candace Parker	2005-06
4.	2.368	Candace Parker	2007-08
5.	2.333	Sheila Frost	1985-86
6.	2.308	Teresa Geter	1997-98
7.	2.063	Kelley Cain	2010-11
8.	2.000	Ashley Robinson	2003-04
9.	1.765	Sheila Frost	1987-88
10.	1.703	Ashley Robinson	2002-03

SINGLE GAME LEADERS

BLOCKS

	Blks.	Player	Date	Opponent
1.	12	Kelley Cain	2/22/10	LSU
2.	8	Kelley Cain	2/4/10	Arkansas
	8	Ashley Robinson	12/11/03	Rutgers
4.	7	Kelley Cain	2/25/10	Kentucky
	7	Kelley Cain	2/14/10	Florida
	7	Kelley Cain	3/5/09	Alabama
	7	Candace Parker	11/28/06	at Louisiana Tech
	7	Candace Parker	11/24/05	Michigan State
	7	Michelle Snow	3/31/00	Rutgers
	7	Cindy Noble	3/21/81	Illinois State

YEAR-BY-YEAR LEADERS

Year	Leader	G	Blocks-Avg
1980-81	Cindy Noble	31	47-1.5
1981-82	Shelia Collins	29	30-1.0
1982-83	Karen Morton	21	16-0.8
1983-84	Mary Ostrowski	31	21-0.7
1984-85	Valerie Freeman	25	28-1.1
1985-86	Sheila Frost	33	77-2.3
1986-87	Sheila Frost	34	56-1.6
1987-88	Sheila Frost	34	60-1.8
1988-89	Sheila Frost	37	56-1.5
1989-90	Daedra Charles	33	36-1.1
1990-91	Daedra Charles	35	39-1.1
1991-92	Dana Johnson	31	21-0.7
1992-93	Vonda Ward	32	38-1.2
1993-94	Vonda Ward	32	36-1.1
1994-95	Tiffani Johnson	37	39-1.1
1995-96	Abby Conklin	35	32-0.9
1996-97	Chamique Holdscraw	39	35-0.9
1997-98	Teresa Geter	39	90-2.3
1998-99	Michelle Snow	34	46-1.4
1999-00	Michelle Snow	37	47-1.3
2000-01	Ashley Robinson	34	51-1.5
2001-02	Michelle Snow	33	55-1.7
2002-03	Ashley Robinson	37	63-1.7
2003-04	Ashley Robinson	35	70-2.0
2004-05	Nicky Anosike	35	33-0.9
2005-06	Candace Parker	36	86-2.4
2006-07	Candace Parker	36	99-2.8
2007-08	Candace Parker	38	90-2.4
2008-09	Kelley Cain	27	49-1.8
2009-10	Kelley Cain	33	113-3.4
2010-11	Kelley Cain	32	66-2.1
2011-12	Glory Johnson	36	41-1.1

STEAL RECORDS

TEAM RECORDS

MOST STEALS

Game: 38	vs. Hawaii Pacific	12/20/85
Season: 567	1997-98	39 games
	1978-79	38 games

MOST STEALS PER GAME

Season: 14.5	1997-98	567 in 39 games	
	14.5	1978-79	567 in 39 games

INDIVIDUAL RECORDS

MOST STEALS

Game: 11	Michelle Marciniak	at Kentucky	1/14/96
Season: 141	Holly Warlick	1978-79	39 games
Career: 373	Alexis Hornbuckle	2004-08	138 games

MOST STEALS PER GAME

Season: 3.65	Shelia Collins	1984-85	113 in 31 games
Career: 3.25	Holly Warlick	1976-80	*250 in 77 games

*Complete records for Holly Warlick's first two seasons are unavailable.

CAREER LEADERS

TOTAL STEALS

Stls.	Player	Seasons
1. 373	Alexis Hornbuckle	2004-08
2. 336	Bridgette Gordon	1985-89
3. 311	Tamika Catchings	1997-01
4. 305	Chamique Holdsclaw	1995-99
5. 289	Nikki McCray	1991-95
6. 286	Semeka Randall	1997-01
7. 280	Loree Moore	2001-05
8. 278	Shelia Collins	1981-85
9. 250	Holly Warlick	1976-80
10. 234	Michelle Marciniak	1993-96

STEALS PER GAME

SPG	Player	Seasons
1. 3.247	Holly Warlick	1976-80
2. 2.703	Alexis Hornbuckle	2004-08
3. 2.673	Shelia Collins	1981-85
4. 2.453	Bridgette Gordon	1985-89
5. 2.449	Tamika Catchings	1997-01
6. 2.373	Loree Moore	2001-05
7. 2.276	Nikki McCray	1991-95
8. 2.167	Michelle Marciniak	1993-96
9. 2.061	Chamique Holdsclaw	1995-99
10. 2.043	Semeka Randall	1997-01

SINGLE SEASON LEADERS

TOTAL STEALS

Stls.	Player	Season
1. 141	Holly Warlick	1978-79
2. 114	Alexis Hornbuckle	2006-07
3. 113	Shelia Collins	1984-85
4. 110	Chamique Holdsclaw	1997-98
5. 109	Holly Warlick	1979-80
6. 105	Bridgette Gordon	1988-89
7. 104	Alexis Hornbuckle	2007-08
8. 102	Semeka Randall	1997-98
9. 101	Michelle Marciniak	1995-96
10. 100	Tamika Catchings	1997-98

BY CLASS

Freshman: 102	Semeka Randall	1997-98
Sophomore: 97	Loree Moore	2002-03
Junior: 141	Holly Warlick	1978-89
Senior: 113	Shelia Collins	1984-85

STEALS PER GAME

SPG	Player	Season
1. 3.645	Shelia Collins	1984-85
2. 3.615	Holly Warlick	1978-79
3. 3.081	Alexis Hornbuckle	2006-07
4. 2.917	Bridgette Gordon	1988-89
5. 2.868	Holly Warlick	1979-80
6. 2.821	Chamique Holdsclaw	1997-98
7. 2.811	Alexis Hornbuckle	2007-08
8. 2.806	Michelle Marciniak	1995-96
9. 2.684	Semeka Randall	1997-98
10. 2.564	Tamika Catchings	1997-98

SINGLE GAME LEADERS

Stls.	Player	Date	Opponent
1. 11	Michelle Marciniak	1/14/1996	at Kentucky
2. 10	Shelia Collins	2/8/1985	at Florida State
3. 9	Holly Warlick	1/24/1979	at LSU
4. 8	Alexis Hornbuckle	3/25/2008	at Purdue
8	Alberta Auguste	11/28/2006	at Louisiana Tech
8	Loree Moore	11/19/2004	at Chattanooga
8	Tamika Catchings	2/16/1999	Memphis
8	Nikki McCray	2/12/1995	Vanderbilt
8	Nikki McCray	1/20/1994	Virginia Tech
8	Nikki McCray	1/7/1994	at Notre Dame
8	Nikki McCray	12/9/1992	UNC-Charlotte
8	Nikki McCray	2/19/1992	at Memphis State

YEAR-BY-YEAR LEADERS

Year	Leader	G	Stls.-Avg
1978-79	Holly Warlick	39	141-3.6
1979-80	Holly Warlick	38	109-2.9
1980-81	Lea Henry	31	50-1.6
1981-82	Shelia Collins	29	72-2.5
1982-83	Lea Henry	33	70-2.1
1983-84	Shelia Collins	33	84-2.5
1984-85	Shelia Collins	31	113-3.6
1985-86	Bridgette Gordon	34	75-2.2
1986-87	Bridgette Gordon	34	80-2.4
1987-88	Tonya Edwards	34	78-2.3
1988-89	Bridgette Gordon	36	105-2.9
1989-90	Tonya Edwards	33	56-1.7
1990-91	Daedra Charles	35	72-2.1
1991-92	Peggy Evans	31	60-1.9
	Dena Head	30	60-2.0
	Nikki McCray	31	60-1.9
1992-93	Nikki McCray	32	86-2.7
1993-94	Nikki McCray	33	80-2.4
1994-95	Michelle Marciniak	36	83-2.3
1995-96	Michelle Marciniak	36	101-2.8
1996-97	Chamique Holdsclaw	39	93-2.4
1997-98	Chamique Holdsclaw	39	110-2.8
1998-99	Tamika Catchings	34	88-2.6
1999-00	Tamika Catchings	37	92-2.5
2000-01	Semeka Randall	32	52-1.6
2001-02	Loree Moore	34	80-2.4
2002-03	Loree Moore	38	97-2.6
2003-04	Loree Moore	17	48-2.8
2004-05	Alexis Hornbuckle	35	64-1.8
2005-06	Alexis Hornbuckle	29	91-3.1
2006-07	Alexis Hornbuckle	37	114-3.1
2007-08	Alexis Hornbuckle	37	104-2.8
2008-09	Shekinna Stricklen	32	58-1.8
2009-10	Glory Johnson	35	45-1.3
2010-11	Glory Johnson	37	50-1.4
2011-12	Ariel Massengale	33	45-1.4
	Glory Johnson	36	49-1.4

GENERAL

STAFF

PLAYERS

REVIEW

HISTORY

FACILITIES

NCAA

SEC

RECORDS

MEDIA INFO



RECORDS

YEAR-BY-YEAR STATISTICAL LEADERS

SCORING

Year	Leader	Games	Pts-Avg.
1975-76	Sue Thomas	14	250-17.8
1976-77	Patricia Roberts	33	987-29.9
1977-78	Cindy Brogdon	31	674-21.7
1978-79	Cindy Brogdon	39	784-20.1
1979-80	Jill Rankin	38	730-19.2
1980-81	Cindy Noble	31	450-14.5
1981-82	Mary Ostrowski	32	458-14.3
1982-83	Tanya Haave	33	614-18.6
1983-84	Mary Ostrowski	31	493-15.9
1984-85	Shelia Collins	31	563-18.2
1985-86	Bridgette Gordon	34	481-14.1
1986-87	Bridgette Gordon	34	559-16.4
1987-88	Bridgette Gordon	33	687-20.8
1988-89	Bridgette Gordon	36	735-20.4
1989-90	Daedra Charles	33	525-15.9
1990-91	Daedra Charles	35	607-17.3
1991-92	Peggy Evans	31	458-14.8
1992-93	Lisa Harrison	32	447-14.0
1993-94	Nikki McCray	33	537-16.3
1994-95	Dana Johnson	37	577-15.6
1995-96	Chamique Holdsclaw	36	583-16.2
1996-97	Chamique Holdsclaw	39	803-20.6
1997-98	Chamique Holdsclaw	39	915-23.5
1998-99	Chamique Holdsclaw	34	724-21.3
1999-00	Tamika Catchings	37	580-15.7
2000-01	Tamika Catchings	17	259-15.2
2001-02	Kara Lawson	34	512-15.1
2002-03	Gwen Jackson	38	612-16.1
2003-04	Shyra Ely	35	508-14.5
2004-05	Shyra Ely	35	503-14.4
2005-06	Candace Parker	36	622-17.3
2006-07	Candace Parker	36	706-19.6
2007-08	Candace Parker	38	809-21.3
2008-09	Shekinna Stricklen	32	424-13.3
2009-10	Angie Bjorklund	35	487-13.9
2010-11	Meighan Simmons	37	500-13.5
2011-12	Shekinna Stricklen	35	539-15.4

REBOUNDING

Year	Leader	Games	Rbs-Avg.
1975-76	Sue Thomas	14	115-8.2
1976-77	Patricia Roberts	33	467-14.2
1977-78	Cindy Brogdon	31	238-7.6
1978-79	Debbie Groover	39	338-8.7
1979-80	Cindy Noble	38	288-7.6
1980-81	Cindy Noble	31	227-7.3
1981-82	Mary Ostrowski	32	273-8.5
1982-83	Mary Ostrowski	33	250-7.6
1983-84	Mary Ostrowski	31	268-8.6
1984-85	Shelia Collins	31	290-9.4
1985-86	Sheila Frost	33	309-9.4
1986-87	Bridgette Gordon	34	232-6.8
1987-88	Sheila Frost	34	269-7.9
1988-89	Bridgette Gordon	36	251-7.0
1989-90	Daedra Charles	33	287-8.7
1990-91	Daedra Charles	35	322-9.2
1991-92	Peggy Evans	31	201-6.5
1992-93	Lisa Harrison	32	300-9.4
1993-94	Dana Johnson	33	241-7.3
1994-95	Dana Johnson	37	289-7.8
1995-96	Chamique Holdsclaw	36	326-9.1
1996-97	Chamique Holdsclaw	39	367-9.4
1997-98	Chamique Holdsclaw	39	328-8.4
1998-99	Chamique Holdsclaw	34	274-8.1
1999-00	Tamika Catchings	37	292-7.9
2000-01	Tamika Catchings	17	150-8.8
2001-02	Michelle Snow	33	214-6.5
2002-03	Shyra Ely	36	238-6.6
2003-04	Shyra Ely	35	279-8.0
2004-05	Shyra Ely	35	246-7.0
2005-06	Candace Parker	36	298-8.3
2006-07	Candace Parker	36	352-9.8
2007-08	Candace Parker	38	322-8.5
2008-09	Glory Johnson	33	236-7.2

2009-10	Kelley Cain	33	254-7.7
2010-11	Glory Johnson	37	359-9.7
2011-12	Glory Johnson	36	355-9.9

FIELD GOAL PERCENTAGE

(min. 60 attempts)

Year	Leader	Games	FGM-FGA	Pct.
1975-76	Marcie Garner	12	36-66	.545
1976-77	Patricia Roberts	33	428-662	.646
1977-78	Suzanne Barbre	31	209-414	.504
1978-79	Cindy Noble	34	170-292	.582
1979-80	Cindy Noble	38	266-392	.678
1980-81	Cindy Noble	31	178-298	.597
1981-82	Paula Towns	31	184-321	.573
1982-83	Lynne Collins	30	79-130	.608
1983-84	Mary Ostrowski	31	194-376	.516
1984-85	Lisa Webb	16	79-156	.506
1985-86	Shelia Frost	33	181-312	.580
1986-87	Sheila Frost	34	161-273	.590
1987-88	Sheila Frost	34	208-338	.615
1988-89	Kelli Casteel	31	44-63	.698
1989-90	Daedra Charles	33	212-385	.551
1990-91	Daedra Charles	35	243-434	.560
1991-92	Peggy Evans	31	186-350	.531
1992-93	Dana Johnson	32	143-268	.534
1993-94	Dana Johnson	33	173-317	.546
1994-95	Dana Johnson	37	215-350	.614
1995-96	Pashen Thompson	35	106-201	.527
1996-97	Tiffani Johnson	38	143-269	.532
1997-98	Teresa Geter	39	98-179	.547
1998-99	Michelle Snow	34	117-195	.600
1999-00	Michelle Snow	37	181-326	.555
2000-01	Michelle Snow	33	143-250	.572
2001-02	Michelle Muñoz	27	36-62	.581
2002-03	Courtney McDaniel	36	57-96	.594
2003-04	Ashley Robinson	35	120-247	.486
2004-05	Tye'sha Fluker	33	101-219	.461
2005-06	Sybil Dosty	35	40-65	.615
2006-07	Candace Parker	36	267-505	.529
2007-08	Vicki Baugh	38	79-143	.552
2008-09	Kelley Cain	27	97-157	.618
2009-10	Kelley Cain	33	148-244	.607
2010-11	Kelley Cain	32	98-165	.594
2011-12	Vicki Baugh	35	105-182	.577

FREE THROW PERCENTAGE

(min. 50 attempts)

Year	Leader	Games	FTM-FTA	Pct.
1975-76	Lisa McGill	14	37-56	.660
1976-77	Patricia Roberts	33	131-175	.748
1977-78	Cindy Brogdon	31	102-118	.864
1978-79	Debbie Groover	39	111-134	.820
1979-80	Jill Rankin	38	138-172	.802
1980-81	Mary Ostrowski	29	84-115	.730
1981-82	Tanya Haave	32	52-63	.825
1982-83	Tanya Haave	33	110-131	.840
1983-84	Tanya Haave	33	88-113	.779
1984-85	Dawn Marsh	32	71-83	.855
1985-86	Dawn Marsh	34	43-63	.683
1986-87	Tonya Edwards	34	89-114	.781
1987-88	Dawn Marsh	34	52-61	.852
1988-89	Tonya Edwards	20	59-74	.797
1989-90	Jody Adams	33	54-65	.831
1990-91	Jody Adams	35	60-78	.769
1991-92	Tiffany Woosley	31	73-92	.793
1992-93	Tiffany Woosley	32	86-104	.827
1993-94	Tiffany Woosley	33	110-125	.880
1994-95	Pashen Thompson	24	52-62	.839
1995-96	Michelle Marciniak	36	101-127	.795
1996-97	Laurie Milligan	22	59-68	.868
1997-98	Kellie Jolly	39	59-70	.843
1998-99	Tamika Catchings	34	134-173	.775
1999-00	Kara Lawson	37	89-109	.817
2000-01	Kara Lawson	34	60-70	.857
2001-02	Kara Lawson	34	96-115	.835
2002-03	Shanna Zolman	38	58-65	.892

YEAR-BY-YEAR STATISTICAL LEADERS

2003-04	Shanna Zolman	35	88-92	.957
2004-05	Shanna Zolman	35	75-87	.862
2005-06	Shanna Zolman	36	85-90	.944
2006-07	Sidney Spencer	37	54-60	.900
2007-08	Shannon Bobbitt	38	51-63	.810
2008-09	Shekinna Stricklen	32	86-113	.761
2009-10	Shekinna Stricklen	35	84-102	.824
2010-11	Taber Spani	37	44-55	.800
2011-12	Ariel Massengale	33	66-85	.776

3-PT. FIELD GOAL PERCENTAGE

(min. 50 attempts after 1988-89)

Year	Leader	3FGM-FGA	Pct.
1988-89	Bridgette Gordon	2-6	.333
1989-90	Jody Adams	27-82	.329
1990-91	Dena Head	25-51	.490
1991-92	Tiffany Woosley	28-69	.406
1992-93	Nikki Caldwell	35-101	.347
1993-94	Tiffany Woosley	46-101	.455
1994-95	Michelle Marciniak	31-102	.304
1995-96	Abby Conklin	38-90	.422
1996-97	Abby Conklin	49-128	.383
1997-98	Kellie Jolly	36-86	.419
1998-99	Kristen Clement	25-65	.385
1999-00	Kara Lawson	79-181	.436
2000-01	Kara Lawson	62-150	.413
2001-02	April McDivitt	29-72	.403
2002-03	Kara Lawson	77-171	.450
2003-04	Shanna Zolman	58-136	.426
2004-05	Shanna Zolman	68-156	.436
2005-06	Sidney Spencer	53-122	.434
2006-07	Shannon Bobbitt	69-167	.413
2007-08	Alexis Hornbuckle	39-92	.424
2008-09	Angie Bjorklund	62-152	.408
2009-10	Angie Bjorklund	102-239	.427
2010-11	Angie Bjorklund	73-162	.451
2011-12	Taber Spani	34-85	.400

ASSISTS

Year	Leader	Games	Assts-Avg.
1975-76	Suzanne Barbre	14	55-3.9
1976-77	Suzanne Barbre	33	126-3.8
1977-78	Holly Warlick	31	155-5.0
1978-79	Holly Warlick	39	181-4.6
1979-80	Holly Warlick	38	225-5.8
1980-81	Lea Henry	31	165-5.3
1981-82	Lea Henry	32	158-4.9
1982-83	Lea Henry	33	145-4.4
1983-84	Pat Hatmaker	33	124-3.8
1984-85	Dawn Marsh	32	127-4.0
1985-86	Dawn Marsh	34	192-5.6
1986-87	Dawn Marsh	32	193-6.0
1987-88	Dawn Marsh	34	243-7.1
1988-89	Melissa McCray	37	133-3.6
1989-90	Dena Head	33	126-3.8
1990-91	Dena Head	35	125-3.6
1991-92	Jody Adams	31	82-2.6
1992-93	Tiffany Woosley	32	93-2.9
1993-94	Tiffany Woosley	33	106-3.2
1994-95	Michelle Marciniak	36	204-5.7
1995-96	Michelle Marciniak	36	152-4.2
1996-97	Laurie Milligan	22	98-4.5
1997-98	Kellie Jolly	39	148-3.8
1998-99	Kellie Jolly	34	141-4.1
1999-00	Kristen Clement	36	126-3.5
2000-01	Kara Lawson	34	113-3.3
2001-02	Loree Moore	34	133-3.9
2002-03	Kara Lawson	38	151-4.0
2003-04	Tasha Butts	35	99-2.8
2004-05	Alexis Hornbuckle	35	110-3.1
2005-06	Shanna Zolman	36	114-3.2
2006-07	Alexis Hornbuckle	37	146-3.9
2007-08	Alexis Hornbuckle	37	134-3.6
2008-09	Shekinna Stricklen	32	95-3.0
2009-10	Shekinna Stricklen	35	135-3.9
2010-11	Meighan Simmons	37	104-2.8
2011-12	Ariel Massengale	33	162-4.9

OPPONENT RECORDS

INDIVIDUAL RECORDS

SINGLE GAME

Points	45, Clarissa Davis, Texas at Knoxville, (12/9/87) Peggy Gillom, Ole Miss at Knoxville, (2/4/78)
Field Goals	21, Peggy Gillom, Ole Miss at Knoxville, (2/4/78)
Field Goals Att.	42, Kim Williams, DePaul at Knoxville, (1/28/97)
Field Goal Pct.	1.000 (10-10), Misty Lamb, Vanderbilt at Knoxville, (2/22/90)
3-Point Field Goals	9, Molly Goodenbour, Stanford at Knoxville, (12/21/92)
3-Point Field Goals Attempted	23, Sheila Ethridge, Louisiana Tech at Ruston, La., (2/5/91)
3-Point Field Goal Percentage	1.000 (5-5), (tied) most recently Jillian Danker, Vanderbilt at Knoxville, (2/22/01)
Free Throws	15, (two tied) most recently Chantelle Anderson, Vanderbilt at Knoxville, (2/27/03)
Free Throws Attempted	18, Sha Brooks, Florida at Gainesville, (2/8/09)
Free Throw Percentage	1.000 (15-15), Melissa King, Santa Clara at Santa Clara, Calif., (12/16/91)
Rebounds	21, Linda Street, Memphis State at Martin, Tenn., (3/3/78)
Assists	14, Cathy Bender, Vanderbilt at Lexington, Ky., (2/26/82)
Blocks	11, Anne Donovan, Old Dominion at Knoxville, (2/14/82)
Steals	8, Lindsey Harding, Duke at Durham, N.C. (1/23/06) 8, Ticha Penicheiro, Old Dominion at Cincinnati, Ohio, (3/30/97) 8, Kim Williams, DePaul at Knoxville, (1/28/97) 8, Tamicha Jackson, Louisiana Tech at Knoxville, (11/14/99) 8, Lauren Simms, South Carolina at Columbia, S.C., (1/15/04)

TEAM RECORDS

SINGLE GAME

Points	102, Auburn at Albany, Ga. (3/6/87) and Louisiana Tech at Greensboro, N.C., (3/23/79)
Field Goals	44, Louisiana Tech at Greensboro, N.C., (3/23/79)
Field Goal Attempts	96, Kentucky at Knoxville, (1/28/78)
Field Goal Percentage	.709 (44-62) Louisiana Tech at Greensboro, N.C., (3/23/79)
3-Point Field Goals	13, Middle Tennessee at Knoxville, (11/26/06) 13, Chattanooga at Knoxville, (11/12/06)
3-Point Field Goal Attempts	33, DePaul at Chicago, Ill., (12/19/01)
3-Point Field Goal Pct.	.833 (5-6), Rutgers at Piscataway, N.J., (1/17/94)
Free Throws	31, (tied three times) most recently Oklahoma at Knoxville, (11/10/02)
Free Throw Attempts	45, Oklahoma at Knoxville, (11/10/02)
Free Throw Pct.	1.000 (20-20) Louisiana State at Knoxville, (2/13/88)
Rebounds	57, North Carolina at Knoxville, (12/2/07)
Assists	29, Louisiana Tech at Greensboro, N.C., (3/23/79)
Turnovers	46, Memphis at Knoxville, (2/16/99)
Blocks	13, Baylor at Memphis, Tenn., (3/27/10)
Steals	20, Florida at Knoxville, Tenn. (2/26/06) 20, Georgia at Athens, Ga., (2/19/84)

GENERAL

STAFF

PLAYERS

REVIEW

HISTORY

FACILITIES

NCAA

SEC

RECORDS

MEDIA INFO



MISCELLANEOUS SINGLE GAME RECORDS

MOST POINTS SCORED BY UT

Points	Opponent	Date
1. 136	Puerto Rico-Mayaguez	11/29/02
2. 133	Tennessee-Martin	11/19/99
3. 130	Hawaii Pacific	12/20/85
4. 125	DePaul	1/20/98
5. 124	Tennessee-Martin	2/13/79
6. 119	Mississippi	2/8/01
7. 118	Florida	2/8/80
118	Memphis State	2/19/92
9. 115	Eastern Kentucky	12/19/87
10. 114	Tennessee State	2/17/86

FEWEST POINTS SCORED BY UT

Points	Opponent	Date
1. 44	Notre Dame	1/23/12
2. 46	Louisiana Tech	3/26/82
3. 47	LSU	4/6/08
4. 50	Georgia	1/21/10
5. 51	Rutgers	12/29/04
51	Georgia	1/17/00
51	Long Beach State	12/13/83
8. 52	Stanford	12/19/09
52	Georgia	1/14/07
52	LSU	4/4/04
52	Georgia	2/10/02
52	Connecticut	4/2/00
52	Virginia	3/25/96
52	Texas	12/1/85
52	West Virginia	11/19/83
52	South Carolina	1/23/80

LARGEST MARGIN OF VICTORY

Margin	Opponent	Date
1. 110	Puerto Rico-Mayaguez	11/29/02
2. 92	Hawaii Pacific	12/20/85
3. 82	Florida Atlantic	1/21/92
4. 79	DePaul	1/20/98
5. 75	Eastern Kentucky	12/19/87
6. 74	Memphis	2/16/99
74	North Carolina A&T	3/16/94
74	Florida	2/8/80
9. 73	Stetson	11/26/89
73	Tennessee-Martin	11/19/99

LARGEST MARGIN OF DEFEAT

Margin	Opponent	Date
1. 31	Texas	12/11/84
2. 28	Notre Dame	1/23/12
3. 27	Georgia	1/17/00
4. 24	Connecticut	3/29/02
24	Southern Cal	3/28/86
24	Old Dominion	2/14/83
24	Louisiana Tech	12/15/80
8. 23	Louisiana Tech	3/26/82
9. 22	Duke	1/23/06
22	Texas	12/1/85

MOST 1ST HALF POINTS SCORED BY UT

Points	Opponent	Date
1. 69	Puerto Rico-Mayaguez	11/29/02
2. 67	Hawaii Pacific	12/20/85
3. 63	Old Dominion	1/3/00
4. 62	Western Carolina	3/20/05
62	Florida Atlantic	1/21/92
6. 61	DePaul	12/17/99
61	Vanderbilt	2/28/98
61	Illinois	11/25/00
9. 60	Tennessee State	2/17/86
60	Florida	2/8/80

FEWEST 1ST HALF POINTS SCORED BY UT

Points	Opponent	Date
1. 13	Rutgers	1/3/09
2. 14	Virginia	3/25/96
3. 15	Vanderbilt	2/13/11
4. 16	Rutgers	12/29/04
16	Connecticut	1/5/97
16	Kentucky	3/13/81
7. 18	Notre Dame	1/23/12
18	Stanford	12/19/09
18	Stanford	12/14/03
10. 19	LSU	4/4/04
19	Connecticut	4/2/00

LARGEST HALFTIME LEAD FOR UT

Points	Opponent	Date
1. 55	Puerto Rico-Mayaguez	11/29/02
2. 52	Florida Atlantic	1/21/92
3. 47	Hawaii Pacific	12/20/85
4. 44	Maryland	12/4/94
5. 41	North Carolina A&T	3/16/94
6. 40	DePaul	1/20/98
7. 39	Florida	1/10/98
39	East Tennessee State	1/8/86
39	South Carolina	1/1/01
39	Kentucky	1/21/01

LARGEST HALFTIME DEFICIT FOR UT

Points	Opponent	Date
1. 20	Rutgers	1/3/09
2. 19	Mississippi	2/4/96
19	Southern Cal	3/28/86
4. 17	Rutgers	12/29/04
17	LSU	3/9/03
17	Illinois	12/12/97
7. 16	Florida	1/21/97
16	South Carolina	1/25/96
9. 15	Baylor	3/26/12
15	LSU	2/26/09
15	Vanderbilt	12/6/90

MOST 2ND HALF POINTS SCORED BY UT

Points	Opponent	Date
1. 75	Tennessee-Martin	11/19/99
2. 71	Tennessee-Martin	2/13/79
3. 69	Notre Dame	1/7/94
69	Stetson	11/26/89
5. 68	Mississippi	2/8/01
6. 67	Puerto Rico-Mayaguez	11/29/02
67	DePaul	1/20/98
8. 64	Mississippi	2/6/05
64	Kentucky	2/18/88
10. 63	Eastern Kentucky	12/19/87
63	Hawaii Pacific	12/20/85

FEWEST 2ND HALF POINTS SCORED BY UT

Points	Opponent	Date
1. 17	Georgia	2/10/02
17	Old Dominion	1/26/80
17	South Carolina	1/23/80
4. 19	Louisiana Tech	12/4/02
5. 20	Georgia Tech	11/26/10
20	Georgia	1/21/10
20	West Virginia	11/19/83
8. 21	Georgia	1/17/00
9. 22	Connecticut	1/6/96
22	South Carolina	2/4/89

MOST POINTS SCORED BY AN OPPONENT

Points	Opponent	Date
1. 102	Auburn	3/6/87
102	Louisiana Tech	3/23/79
3. 99	Louisiana State	3/1/97
4. 98	Louisiana Tech	2/24/97
5. 97	Stanford	12/20/11
97	Texas	12/9/87
7. 96	Stanford	12/14/91
96	Kentucky	1/24/86
9. 95	Florida	2/26/06
10. 94	Georgia	12/8/96

FEWEST POINTS SCORED BY AN OPPONENT

Points	Opponent	Date
1. 26	Puerto Rico-Mayaguez	11/29/02
26	Florida Atlantic	1/21/92
3. 28	Manhattan	12/7/97
4. 29	Tennessee-Martin	12/5/06
29	Maryland	12/4/94
6. 32	Tennessee-Martin	11/23/97
7. 33	Stetson	11/20/05
33	Virginia Tech	2/25/95
33	Miami (Ohio)	11/23/77
10. 34	Stetson	3/19/11
34	San Francisco	12/22/09
34	Chattanooga	11/19/04

MOST 1ST HALF POINTS BY AN OPPONENT

Points	Opponent	Date
1. 52	Vanderbilt	1/19/96
2. 51	South Carolina	1/20/88
3. 50	Wisconsin	2/4/97
4. 49	Auburn	3/6/87
49	Kentucky	1/24/86
6. 48	Stanford	12/20/11
48	Texas	12/9/87
48	Montclair State	12/2/77
9. 47	Mississippi State	2/14/02
10. 46	DePaul	12/17/03
46	Purdue	11/15/98
46	Stanford	12/15/96

FEWEST 1ST HALF POINTS BY AN OPPONENT

Points	Opponent	Date
1. 8	Maryland	12/4/94
8	Stetson	11/26/89
3. 10	Florida Atlantic	1/21/92
10	East Tennessee State	1/8/86
5. 11	Arkansas	1/8/12
11	South Carolina	2/1/07
11	Memphis State	2/6/89
8. 12	Stetson	11/20/05
9. 13	Mississippi State	2/16/12
13	Mississippi	1/31/08
13	Tennessee-Martin	12/5/06
13	Old Dominion	1/11/96

MOST 2ND HALF POINTS BY AN OPPONENT

Points	Opponent	Date
1. 62	Vanderbilt	1/31/94
2. 61	Louisiana State	3/1/97
3. 59	Maryland	1/15/81
4. 57	Georgia	12/8/96
57	Stanford	12/14/91
57	Louisiana Tech	3/23/79
7. 56	Colorado	12/20/93
56	UCLA	12/16/90
9. 55	Louisiana Tech	2/24/97
55	Mississippi	3/25/83

FEWEST 2ND HALF POINTS BY AN OPPONENT

Points	Opponent	Date
1. 12	Puerto Rico-Mayaguez	11/29/02
2. 14	Stetson	3/19/11
14	George Washington	12/7/05
14	Manhattan	12/7/97
14	Georgia	2/25/95
14	Miami (Ohio)	11/23/77
7. 15	San Francisco	11/15/09
15	Alabama State	3/22/03
15	Memphis	2/16/99
10. 16	Florida	2/14/10
16	Tennessee-Martin	12/5/06
16	Vanderbilt	2/28/98
16	Tennessee-Martin	11/23/97
16	Florida Atlantic	1/21/92

OVERTIME GAMES

Record In Overtime Games: 27-16 (.659)

Arkansas	72	Tennessee	71	2/23/12
Virginia	69	Tennessee	64	11/20/11
Tennessee	82	Stanford	72	12/19/10
Tennessee	79	Stanford	69	12/21/08
Stanford	73	Tennessee	69	12/22/07
Tennessee	75	Arkansas	68	2/22/07
Florida	95	Tennessee	93	2/26/06
Tennessee	91	Florida	82	2/3/05
Georgia	68	Tennessee	66	3/6/04
Tennessee	68	Auburn	61	2/1/04
Tennessee	96	DePaul	89	12/17/03
Tennessee	70	Stanford	66	12/14/03
Connecticut	63	Tennessee	62	1/4/03
Tennessee	100	LSU	99	3/1/97
Tennessee	92	Vanderbilt	79	1/19/97
Tennessee	68	Texas	65	12/21/96
Georgia	94	Tennessee	93	12/8/96
Tennessee	88	Connecticut	83	3/29/96
Tennessee	72	Auburn	67	2/18/96
Tennessee	79	S. Carolina	73	2/15/96
Tennessee	95	Kentucky	89	2/18/94
Tennessee	86	Colorado	82	12/20/93
Tennessee	74	Stanford	73	12/6/92
Mississippi	80	Tennessee	78	1/18/92
Stanford	96	Tennessee	95	12/14/91
Tennessee	70	Virginia	67	3/31/91
Tennessee	71	Florida	70	1/16/91
Virginia	79	Tennessee	75	3/24/90
Tennessee	62	La. Tech	61	11/27/88
Kentucky	76	Tennessee	72	1/23/85
Tennessee	90	Mississippi	83	(3 OT) 3/25/83
Old Dom.	78	Tennessee	72	11/30/82
Tennessee	91	So. Cal	90	3/21/82
Ohio State	83	Tennessee	82	(2 OT) 12/17/81
Tennessee	93	Maryland	91	1/15/81
Tennessee	73	Georgia	68	12/17/80
Tennessee	91	Kentucky	83	2/2/80
LSU	85	Tennessee	80	1/24/79
Tennessee	92	Kentucky	90	1/28/78
Tennessee	82	Tenn. Tech	81	1/18/78
Tennessee	71	Memphis St	69	3/6/76
UNC Greens.	81	Tennessee	79	2/13/76
Tenn. Tech	89	Tennessee	84	2/6/76

DOUBLE-DOUBLES

▲ Freshmen (2 or more)

Holdsclaw, Chamique	16
Frost, Sheila	11
Parker, Candace	10
Catchings, Tamika	9
Horton, Karla	7
Johnson, Tiffani	6
Johnson, Glory	5
Gordon, Bridgette	4
Morton, Karen	4
Anosike, Nicky	3
Ostrowski, Mary	3
Snow, Michelle	3
Cain, Kelley	2
Brewer, Alyssia	2
Stricklen, Shekinna	2
Ely, Shyra	2
Evans, Peggy	2
Groover, Debbie	2
Thompson, Pashen	2

▲ Sophomores (2 or more)

Parker, Candace	21
Holdsclaw, Chamique	16
Ostrowski, Mary	11
Groover, Debbie	10
Horton, Karla	10
Gordon, Bridgette	9
Catchings, Tamika	8
Ward, Vonda	8
Towns, Paula	6
Johnson, Glory	5
Ely, Shyra	5
Evans, Peggy	5
Haave, Tanya	5
Jackson, Gwen	5
Shekinna, Stricklen	4
Charles, Daedra	4
Ely, Cindy	4
Johnson, Dana	4
Baugh, Vicki	3
Cain, Kelley	3
Freeman, Valerie	3
Frost, Sheila	3
Manning, Alicia	3
Noble, Cindy	3
Randall, Semeka	3
Snow, Michelle	3
Brewer, Alyssia	2

▲ Juniors (2 or more)

Holdsclaw, Chamique	16
Parker, Candace	13
Charles, Daedra	13
Johnson, Glory	12
Noble, Cindy	11
Stricklen, Shekinna	11
Johnson, Dana	9
Johnson, Tiffani	9
Ostrowski, Mary	9
Catchings, Tamika	8
Ely, Shyra	8
Frost, Sheila	8
Haave, Tanya	8
McCray, Nikki	8
Thompson, Pashen	7
Jackson, Gwen	6
Groover, Debbie	5
Horton, Karla	5
Snow, Michelle	5
Ward, Vonda	5
Brogdon, Cindy	5
Fluker, Tye'sha	3
Towns, Paula	3

Butts, Tasha	3
Kelley Cain	2
▲ Seniors (2 or more)	
Collins, Shelia	14
Harrison, Lisa	14
Johnson, Glory	14
Charles, Daedra	13
Ostrowski, Mary	12
Holdsclaw, Chamique	9
Johnson, Dana	9
Webb, Lisa	9
Frost, Sheila	8
Rankin, Jill	8
Catchings, Tamika	7
Ely, Shyra	7
Anosike, Nicky	6
Gordon, Bridgette	6
Jackson, Gwen	6
Noble, Cindy	6
Baugh, Vicki	4
Stricklen, Shekinna	5
Butts, Tasha	3
Fuller, Alex	3
Robinson, Ashley	2
▲ Most in a career (5 or more)	
Holdsclaw, Chamique	57
Parker, Candace	45
Johnson, Glory	36
Ostrowski, Mary	35
Catchings, Tamika	32
Charles, Daedra	30
Frost, Sheila	30
Ely, Shyra	22
Horton, Karla	22
Stricklen, Shekinna	22
Gordon, Bridgette	21
Groover, Debbie	20
Johnson, Dana	20
Noble, Cindy	20
Jackson, Gwen	18
Harrison, Lisa	17
Johnson, Tiffani	17
Collins, Shelia	15
Ward, Vonda	15
Haave, Tanya	14
Thompson, Pashen	14
Snow, Michelle	13
Anosike, Nicky	11
Webb, Lisa	11
McCray, Nikki	10
Towns, Paula	10
Evans, Peggy	9
Rankin, Jill	8
Cain, Kelley	8
Randall, Semeka	7
Butts, Tasha	6
Brogdon, Cindy	5
▲ Points and Assists DD	
Clover, Susan	1
Henry, Lea	1
Hornbuckle, Alexis	1
Marciniak, Michelle	1
Marsh, Dawn	1
McGhee, Carla	1
Simmons, Meighan	1
Stricklen, Shekinna	1
Warlick, Holly	1
Zolman, Shanna	1

GENERAL

STAFF

PLAYERS

REVIEW

HISTORY

FACILITIES

NCAA

SEC

RECORDS

MEDIA INFO



RECORDS

LADY VOL RECORDS

SINGLE GAME RECORDS: INDIVIDUAL

FIELD GOALS MADE

FGM	Player	Date	Game
1. 24	Patricia Roberts	11/13/76	Kentucky
2. 19	Patricia Roberts	1/24/77	East Tennessee St.
3. 18	Patricia Roberts	3/24/77	vs. Kansas State
18	Patricia Roberts	1/6/77	Marshall
5. 17	Tanya Haave	12/11/82	at Stephen F. Austin
17	Sue Thomas	1/14/76	at Western Carolina
7. 16	Sheila Frost	1/17/88	Vanderbilt
16	Tanya Haave	2/9/83	at Kentucky
16	Patricia Roberts	3/3/77	vs. Middle Tenn. St.
16	Patricia Roberts	1/14/77	at Western Carolina

FIELD GOALS ATTEMPTED

FGA	Player	Date	Game
1. 31	Jill Rankin	1/4/80	North Carolina St.
31	Patricia Roberts	11/13/76	Kentucky
31	Sue Thomas	1/14/76	at Western Carolina
4. 29	Cindy Brogdon	1/28/78	at Kentucky
5. 28	Chamique Holdsclaw	12/15/96	Stanford
28	Shelia Collins	3/3/85	at Mississippi
28	Cindy Brogdon	3/23/79	vs. Louisiana Tech
28	Cindy Brogdon	2/12/78	Memphis State
9. 27	Candace Parker	4/6/08	vs. Louisiana State
27	Chamique Holdsclaw	3/16/98	Western Kentucky
27	Shelia Collins	2/2/85	Georgia

FIELD GOAL PERCENTAGE

FG%	Player (FGM-FGA)	Date	Game
1. 1.000	Gwen Jackson (14-14)	11/29/02	at PR-Mayaguez
2. 1.000	Gwen Jackson (9-9)	11/25/00	vs. Illinois
1.000	Nikki McCray (9-9)	1/22/94	at Mississippi St.
1.000	Sheila Frost (9-9)	12/16/87	at Oregon State
1.000	Lynne Collins (9-9)	12/17/82	at Louisiana St.
1.000	Jerilyn Harper (9-9)	1/29/79	Louisiana State
7. 1.000	Ariel Massengale (6-6)	1/3/12	Chattanooga
1.000	Kamiko Williams (6-6)	11/15/10	Chattanooga
1.000	Kelley Cain (6-6)	12/6/09	Texas
1.000	Nicky Anosike (6-6)	11/26/07	Louisiana Tech
1.000	Loree Moore (6-6)	11/29/02	at PR-Mayaguez

THREE-POINT FIELD GOALS MADE

3PM	Player	Date	Game
1. 8	Meighan Simmons	12/1/10	Lamar
2. 7	Angie Bjorklund	3/6/11	vs. Kentucky
7	Angie Bjorklund	1/24/08	Arkansas
7	Angie Bjorklund	1/5/08	Notre Dame
7	Angie Bjorklund	12/16/07	Gonzaga
7	Shanna Zolman	2/19/06	at Alabama
6. 6	Shekinna Stricklen	1/30/11	at Arkansas
6	Angie Bjorklund	2/14/10	Florida
6	Angie Bjorklund	1/28/10	Auburn
6	Angie Bjorklund	3/6/09	vs. Florida
6	Angie Bjorklund	12/18/08	at Old Dominion
6	Shannon Bobbitt	11/15/07	vs. Oklahoma
6	Shannon Bobbitt	1/28/07	at Alabama
6	Tasha Butts	2/15/04	at Vanderbilt
6	Kara Lawson	3/08/03	Mississippi State
6	Kara Lawson	2/27/03	Vanderbilt
6	Kara Lawson	1/12/03	Auburn
6	Kara Lawson	12/21/02	at Texas
6	Kara Lawson	1/30/00	Kentucky
6	Abby Conklin	12/18/96	at Texas Tech

THREE-POINT FIELD GOALS ATTEMPTED

3PA	Player	Date	Game
1. 16	Angie Bjorklund	1/24/08	Arkansas
2. 15	Meighan Simmons	12/1/10	Lamar
3. 14	Meighan Simmons	1/15/11	Vanderbilt
4. 13	Angie Bjorklund	3/6/10	vs. Vanderbilt
13	Shanna Zolman	3/21/06	vs. G. Washington
6. 12	Angie Bjorklund	1/15/11	Vanderbilt
12	Angie Bjorklund	3/20/10	vs. Austin Peay
12	Angie Bjorklund	2/14/10	Florida

12	Angie Bjorklund	1/28/10	Auburn
12	Angie Bjorklund	2/8/09	at Florida
12	Angie Bjorklund	12/16/07	Gonzaga
12	Shanna Zolman	2/19/06	at Alabama

THREE-POINT FIELD GOAL PERCENTAGE

3P%	Player (3PM-3PA)	Date	Game
1. 1.000	Tasha Butts (6-6)	2/15/04	at Vanderbilt
1.000	Kara Lawson (6-6)	2/27/03	Vanderbilt
1.000	Sidney Spencer (5-5)	1/7/06	Connecticut
1.000	Kara Lawson (5-5)	2/2/03	at Vanderbilt
1.000	Angie Bjorklund (4-4)	2/27/11	LSU
1.000	Angie Bjorklund (4-4)	1/6/11	Alabama
1.000	Sidney Spencer (4-4)	2/2/06	at Mississippi
1.000	Laurie Milligan (4-4)	12/4/94	at Maryland
1.000	Jody Adams (4-4)	2/13/91	DePaul
1.000	Ariel Massengale (4-4)	1/3/12	Chattanooga
1.000	Ariel Massengale (3-3)	12/28/11	ODU
1.000	Taber Spani (3-3)	3/22/10	Dayton

FREE THROWS MADE

FTM	Player	Date	Game
1. 17	Candace Parker	12/13/07	Middle Tennessee
17	Bridgette Gordon	3/25/89	vs. Long Beach St.
3. 16	Shelia Collins	1/25/85	at Old Dominion
4. 15	Chamique Holdsclaw	2/12/98	at Memphis
15	Shelia Collins	2/27/85	Louisiana State
6. 14	Shelia Collins	3/25/84	Georgia
7. 13	Chamique Holdsclaw	3/23/98	vs. North Carolina
13	Tonya Edwards	3/24/90	vs. Virginia
13	Bridgette Gordon	3/6/89	vs. Auburn
13	Gail Dobson	3/1/75	vs. Union (Tenn.)
13	Gail Dobson	2/14/75	vs. Appalachian St.

FREE THROWS ATTEMPTED

FTA	Player	Date	Game
1. 21	Candace Parker	12/13/07	Middle Tennessee
2. 20	Bridgette Gordon	3/25/89	vs. Long Beach St.
3. 19	Shelia Collins	1/25/85	at Old Dominion
4. 18	Tonya Edwards	3/24/90	vs. Virginia
5. 17	Candace Parker	3/30/08	vs. Notre Dame
17	Chamique Holdsclaw	2/12/98	at Memphis
7. 16	Glory Johnson	3/4/11	vs. Florida
16	Candace Parker	2/26/06	Florida
16	Daedra Charles	3/2/91	vs. Vanderbilt
16	Shelia Collins	2/27/85	Louisiana State
16	Shelia Collins	3/25/84	Georgia

FREE THROW PERCENTAGE

FT%	Player (FTM-FTA)	Date	Game
1. 1.000	Gail Dobson (13-13)	3/1/75	vs. Union (Tenn.)
2. 1.000	Gail Dobson (12-12)	2/27/75	vs. Union (Tenn.)
3. 1.000	Debbie Groover (11-11)	11/23/77	Miami (Ohio)
4. 1.000	Shekinna Stricklen (10-10)	1/15/09	at Mississippi St.
1.000	Shanna Zolman (10-10)	1/7/06	Connecticut
1.000	Laurie Milligan (10-10)	1/19/97	at Vanderbilt
1.000	Tiffany Woosley (10-10)	3/6/94	vs. Alabama
1.000	Tiffany Woosley (10-10)	2/5/94	Alabama
1.000	Sheila Frost (10-10)	1/23/89	Southern Illinois
1.000	Tonya Edwards (10-10)	1/7/87	at Old Dominion

POINTS

Points	Player	Date	Game
1. 51	Patricia Roberts	11/13/76	Kentucky
2. 43	Tanya Haave	12/11/82	at Stephen F. Austin
43	Patricia Roberts	1/24/77	East Tennessee St.
4. 40	Shelia Collins	3/3/85	at Mississippi
40	Patricia Roberts	3/26/77	vs. Immaculata
6. 39	Chamique Holdsclaw	3/15/99	Boston College
39	Chamique Holdsclaw	2/14/98	Auburn
39	Gail Dobson	3/1/75	vs. Union (Tenn.)
9. 38	Tamika Catchings	2/26/99	vs. Florida
38	Patricia Roberts	1/6/77	Marshall

LADY VOL RECORDS

REBOUNDS

Rebs	Player	Date	Game
1. 24	Patricia Roberts	2/19/77	vs. Anderson J.C.
2. 22	Daedra Charles	3/16/91	S.W. Missouri State
22	Karla Horton	11/24/85	East Carolina
4. 21	Glory Johnson	3/19/12	DePaul
5. 20	Sheila Frost	12/20/87	Northern Illinois
20	Debbie Groover	1/27/79	Valdosta State
20	Cindy Brogdon	2/12/78	at Kentucky
20	Patricia Roberts	3/10/77	vs. Clemson
20	Patricia Roberts	3/3/77	vs. Middle Tenn. St.
20	Patricia Roberts	2/12/77	at Eastern Kentucky
20	Patricia Roberts	11/13/76	Kentucky

ASSISTS

Assts	Player	Date	Game
1. 18	Dawn Marsh	3/6/88	vs. Georgia
2. 14	Holly Warlick	2/12/78	Memphis State
3. 13	Shannon Bobbitt	12/16/07	Gonzaga
13	Dawn Marsh	1/11/87	Kentucky
5. 12	Ariel Massengale	1/15/12	Vanderbilt
12	Shekinna Stricklen	1/3/10	Oklahoma
12	Michelle Marciniak	2/25/95	Georgia
12	Dawn Marsh	1/17/88	Vanderbilt
12	Dawn Marsh	3/20/86	vs. Georgia
12	Lea Henry	2/28/82	at Kentucky
12	Holly Warlick	3/5/80	Clemson

BLOCKED SHOTS

Blocks	Player	Date	Game
1. 12	Kelley Cain	2/22/10	Alabama
2. 8	Kelley Cain	2/4/10	Arkansas
8	Ashley Robinson	12/11/03	Rutgers
4. 7	Kelley Cain	2/25/10	Kentucky
7	Kelley Cain	2/14/10	Florida
7	Kelley Cain	3/5/09	vs. Alabama
7	Candace Parker	11/28/06	at Louisiana Tech
7	Candace Parker	11/24/05	vs. Michigan State
7	Michelle Snow	3/31/00	vs. Rutgers
7	Cindy Noble	3/21/81	Illinois State

STEALS

Steals	Player	Date	Game
1. 11	Michelle Marciniak	1/14/96	at Kentucky
2. 10	Shelia Collins	2/8/85	at Florida State
3. 9	Holly Warlick	1/24/79	at Louisiana State
4. 8	Alexis Hornbuckle	3/25/08	at Purdue
8	Alberta Auguste	11/28/06	at Louisiana Tech
8	Loree Moore	11/19/04	at Chattanooga
8	Tamika Catchings	2/16/99	Memphis
8	Nikki McCray	2/12/95	Vanderbilt
8	Nikki McCray	1/20/94	Virginia Tech
8	Nikki McCray	1/7/94	at Notre Dame
8	Nikki McCray	12/9/92	UNC-Charlotte
8	Nikki McCray	2/19/92	at Memphis State

SINGLE GAME RECORDS: TEAM

FIELD GOALS MADE

FGM	Game	Date
1. 58	at Hawaii Pacific	12/20/85
2. 57	at Puerto Rico-Mayaguez	11/29/02
3. 55	Tennessee-Martin	2/13/79
4. 53	Marshall	1/6/77
5. 52	Chattanooga State J.C.	1/29/76
6. 50	Tennessee-Martin	11/19/99
50	vs. Tenn.-Chattanooga	2/28/75
8. 48	at Memphis State	2/19/92
48	Stetson	11/26/89
10. 47	Shorter	1/11/75

FIELD GOALS ATTEMPTED

FGA	Game	Date
1. 98	at Youngstown State	2/9/93
2. 97	Stetson	11/26/89
3. 96	Chattanooga State J.C.	1/29/76

4. 92	Tennessee State	2/27/88
5. 91	Providence	1/25/93
6. 90	vs. Ohio State	12/17/81
90	at Kentucky	1/28/78
8. 88	vs. Memphis State	3/2/78
9. 87	vs. George Mason	12/6/97
87	Vanderbilt	1/17/88

FIELD GOAL PERCENTAGE

FG%	Game (FGM-FGA)	Date
1. .721	at Old Dominion (44-61)	1/4/89
2. .717	vs. Valdosta State (43-60)	11/29/80
3. .716	at Hawaii Pacific (58-81)	12/20/85
4. .692	at UCLA (36-52)	12/17/11
5. .691	St. Joseph's (38-55)	11/16/98
6. .673	at Purdue (37-55)	12/2/95
.673	at Notre Dame (37-55)	1/7/94
8. .672	vs. Old Dominion (43-64)	12/30/09
9. .663	at Puerto Rico-Mayaguez (57-86)	11/29/02
10. .662	at Memphis State (43-65)	2/24/86

THREE-POINT FIELD GOALS MADE

3PM	Game	Date
1. 16	vs. Kentucky	3/6/11
2. 15	Lamar	12/1/10
15	Chattanooga	11/15/10
4. 13	Auburn	1/28/10
13	Arkansas	1/24/08
13	Mississippi	2/6/05
13	vs. Army	11/30/02
8. 12	vs. Oral Roberts	3/23/08
12	Mississippi	2/8/01
10. 11	Texas	12/4/11
11	Miami	11/15/11
11	Notre Dame	1/5/08
11	Princeton	12/20/05
11	Texas	12/1/05
11	Western Carolina	3/20/05
11	at Vanderbilt	2/15/04
11	at Vanderbilt	2/2/03
11	at Florida	1/19/03
11	at Puerto Rico-Mayaguez	11/29/02
11	at Texas Tech	12/18/96

THREE-POINT FIELD GOALS ATTEMPTED

3PA	Game	Date
1. 36	Lamar	12/1/10
2. 35	Chattanooga	11/15/10
3. 32	Vanderbilt	1/15/11
4. 30	Arkansas	1/24/08
5. 29	vs. Oral Roberts	3/23/08
6. 27	UT Martin	3/17/12
27	Mississippi	2/6/05
7. 26	at Texas Tech	12/18/96
8. 25	Alabama	2/12/09
25	Mississippi State	1/26/03
10. 24	Baylor	11/27/11
24	Virginia	11/20/11
24	South Carolina	1/7/10
24	Gonzaga	12/16/07
24	Louisiana Tech	11/26/07
24	Chattanooga	11/21/05

THREE-POINT FIELD GOAL PERCENTAGE

3P%	Game (3PM-3PA)	Date
1. .875	at Notre Dame (7-8)	1/7/94
2. .857	vs. Vanderbilt (6-7)	2/28/98
3. .833	DePaul (5-6)	2/13/91
4. .762	vs. Kentucky (16-21)	3/6/11
5. .733	Princeton (11-15)	12/20/05
6. .727	vs. Ole Miss (8-11)	3/27/07
7. .714	Kentucky (5-7)	2/11/07
.714	Vanderbilt (5-7)	2/18/99
.714	Stanford (5-7)	12/1/94
.714	at Memphis State (5-7)	2/19/92
.714	Florida Atlantic (5-7)	1/21/92

GENERAL

STAFF

PLAYERS

REVIEW

HISTORY

FACILITIES

NCAA

SEC

RECORDS

MEDIA INFO



RECORDS

LADY VOL RECORDS

FREE THROWS MADE

FTM	Game	Date
1. 40	at Florida	2/3/05
2. 38	vs. Long Beach State	3/25/89
3. 37	at Vanderbilt	1/19/97
4. 36	Long Beach State	12/3/88
5. 35	Southern California	3/21/82
6. 34	vs. Alabama	3/6/94
34	vs. Georgia	3/5/94
8. 33	at Old Dominion	1/7/87
9. 32	Connecticut	1/7/06
32	Florida	2/19/04
32	at Memphis	2/12/98

FREE THROWS ATTEMPTED

FTA	Game	Date
1. 53	Long Beach State	12/3/88
2. 48	vs. Long Beach State	3/25/89
3. 47	Tennessee State	2/17/86
4. 46	at Florida	2/3/05
5. 45	Memphis	2/16/99
45	UCLA	12/21/98
45	at Vanderbilt	1/19/97
8. 44	vs. Alabama	3/6/94
9. 43	at Chattanooga	11/21/08
43	vs. Stanford	12/1/94

FREE THROW PERCENTAGE

FT%	Game (FTM-FTA)	Date
1. 1.000	LSU (10-10)	2/22/10
1.000	vs. Southern California (9-9)	4/1/84
1.000	Tenn.-Chattanooga (6-6)	12/5/84
4. .958	Vanderbilt (23-24)	2/27/03
.958	at Kentucky (23-24)	2/13/85
6. .956	Wake Forest (22-23)	3/19/88
7. .950	Georgia (19-20)	1/12/06
.950	Alabama (19-20)	1/2/01/02
9. .947	Stanford	11/24/06
.947	at Ole Miss (18-19)	2/22/04
.947	at Mississippi State (18-19)	2/17/00

POINTS

Points	Game	Date
1. 136	at Puerto Rico-Mayaguez	11/29/02
2. 133	Tennessee-Martin	11/19/99
3. 130	at Hawaii Pacific	12/20/85
4. 125	at DePaul	1/20/98
5. 124	Tennessee-Martin	2/13/79
6. 119	Mississippi	2/8/01
7. 118	at Memphis State	2/19/92
118	Florida	2/8/80
9. 115	Eastern Kentucky	12/19/87
10. 114	Tennessee State	2/17/86

REBOUNDS

Reb	Game	Date
1. 76	Tennessee State	2/27/88
2. 72	Belmont	3/1/79
3. 71	at Youngstown State	2/9/93
4. 70	Tennessee State	2/17/86
5. 66	Virginia	11/19/95
6. 65	vs. Marquette	11/23/96
7. 64	San Francisco	11/15/08
64	vs. George Mason	12/6/97
64	South Carolina State	3/19/83
64	vs. Washington State	12/16/81

ASSISTS

Assists	Game	Date
1. 41	at Hawaii Pacific	12/20/85
2. 36	East Tennessee State	2/5/80
3. 35	Kansas State	1/7/82
4. 33	vs. Valdosta State	11/29/80
5. 32	at Fullerton State	12/16/79
6. 31	Stetson	11/26/89

31	Tennessee Tech	3/15/87
31	at Memphis State	2/24/86
31	Tennessee State	2/17/86
31	at San Jose State	12/15/79

BLOCKED SHOTS

Blocks	Game	Date
1. 15	Kentucky	2/25/10
2. 14	LSU	2/22/10
3. 13	Eastern Kentucky	12/19/87
4. 12	Alabama	1/6/11
12	Florida	2/14/10
12	Louisville	12/16/09
12	Auburn	1/10/08
12	Notre Dame	12/30/06
12	vs. Colgate	3/20/04
10. 11	South Carolina	1/7/10
11	vs. Florida	3/7/08
11	Louisiana Tech	11/26/07
11	Connecticut	2/1/01
11	Mississippi	2/4/99
11	Liberty	3/14/98
11	at DePaul	1/20/98
11	at Tennessee-Martin	11/23/97
11	Tennessee State	2/17/86

STEALS

Steals	Game	Date
1. 38	at Hawaii Pacific	12/20/85
2. 27	Louisiana State	2/22/98
3. 24	at Tennessee-Martin	11/23/97
24	Providence	1/25/93
24	North Carolina-Charlotte	12/9/92
24	Mississippi State	2/21/87
7. 23	at George Washington	11/27/01
23	Radford	3/16/96
23	at Notre Dame	1/7/94
23	Kentucky	2/17/79

SINGLE SEASON RECORDS

INDIVIDUAL

GAMES PLAYED

Games	Player	Year
1. 39	Tamika Catchings	1997-98
39	Teresa Geter	1997-98
39	Chamique Holdscaw	1997-98
39	Kellie Jolly	1997-98
39	LaShonda Stephens	1997-98
39	Kyra Elzy	1996-97
39	Chamique Holdscaw	1996-97
39	Brynae Laxton	1996-97
39	Cindy Brogdon	1978-79
39	Susan Clower	1978-79
39	Debbie Groover	1978-79
39	Kathy O'Neil	1978-79
39	Holly Warlick	1978-79

GAMES STARTED

Starts	Player	Year
1. 39	Chamique Holdscaw	1997-98
39	Cindy Brogdon	1978-79
39	Debbie Groover	1978-79
39	Holly Warlick	1978-79
5. 38	Nicky Anosike	2007-08
38	Shannon Bobbitt	2007-08
38	Gwen Jackson	2002-03
38	Kara Lawson	2002-03
38	Loree Moore	2002-03
38	Tamika Catchings	1997-98
38	Kellie Jolly	1997-98
38	Chamique Holdscaw	1996-97
38	Pashen Thompson	1996-97
38	Cindy Noble	1979-80
38	Jill Rankin	1979-80
38	Holly Warlick	1979-80

FIELD GOALS MADE

FGM	Player	Year
1. 428	Trish Roberts	1976-77
2. 370	Chamique Holdscaw	1997-98
3. 344	Cindy Brogdon	1978-79
4. 332	Chamique Holdscaw	1996-97
5. 300	Candace Parker	2007-08
300	Bridgette Gordon	1988-89
7. 296	Jill Rankin	1979-80
8. 294	Chamique Holdscaw	1998-99
9. 289	Bridgette Gordon	1987-88
10. 286	Cindy Brogdon	1977-78

FIELD GOALS ATTEMPTED

FGA	Player	Year
1. 693	Cindy Brogdon	1978-79
2. 678	Chamique Holdscaw	1997-98
3. 667	Chamique Holdscaw	1996-97
4. 662	Trish Roberts	1976-77
5. 593	Cindy Brogdon	1977-78
6. 567	Chamique Holdscaw	1998-99
7. 563	Bridgette Gordon	1988-89
8. 560	Candace Parker	2007-08
9. 536	Jill Rankin	1979-80
10. 534	Bridgette Gordon	1987-88

FIELD GOAL PERCENTAGE (MIN. 250 ATTEMPTS)

FG%	Player (FGM-FGA)	Year
1. .679	Cindy Noble (266-392)	1979-80
2. .647	Trish Roberts (428-662)	1976-77
3. .615	Sheila Frost (208-338)	1987-88
4. .614	Dana Johnson (215-350)	1994-95
5. .607	Kelley Cain (148-244)	2009-10
6. .600	Michelle Snow (117-195)	1998-99
7. .597	Cindy Noble (178-298)	1980-81
8. .590	Sheila Frost (161-273)	1986-87
9. .586	Mary Ostrowski (190-324)	1982-83
10. .582	Cindy Noble (170-292)	1978-79

THREE-POINT FIELD GOALS MADE

3PM	Player	Year
1. 103	Shanna Zolman	2005-06
2. 102	Angie Bjorklund	2009-10
3. 79	Kara Lawson	1999-00
4. 78	Shannon Bobbitt	2007-08
5. 77	Kara Lawson	2002-03
6. 73	Angie Bjorklund	2010-11
7. 69	Shannon Bobbitt	2006-07
8. 68	Angie Bjorklund	2007-08
68	Shanna Zolman	2004-05
10. 63	Meighan Simmons	2010-11

THREE-POINT FIELD GOALS ATTEMPTED

3PA	Player	Year
1. 239	Angie Bjorklund	2009-10
2. 238	Shanna Zolman	2005-06
3. 195	Shannon Bobbitt	2007-08
4. 187	Meighan Simmons	2010-11
5. 185	Angie Bjorklund	2007-08
6. 181	Kara Lawson	1999-00
7. 171	Kara Lawson	2002-03
8. 167	Shannon Bobbitt	2006-07
9. 164	Meighan Simmons	2011-12
10. 162	Angie Bjorklund	2008-09

THREE-POINT FIELD GOAL PERCENTAGE (MIN. 50 ATTEMPTS)

3PM	Player (3PM-3PA)	Year
1. .490	Dena Head (25-51)	1990-91
2. .455	Tiffany Woosley (46-101)	1993-94
3. .451	Angie Bjorklund (73-162)	2010-11
4. .450	Kara Lawson (77-171)	2002-03

LADY VOL RECORDS

5.	.436	Shanna Zolman (68-156)	2004-05
6.	.436	Kara Lawson (79-181)	1999-00
7.	.434	Sidney Spencer (53-122)	2005-06
8.	.433	Shanna Zolman (103-238)	2005-06
9.	.427	Angie Bjorklund (102-239)	2009-10
10.	.426	Shanna Zolman (58-136)	2003-04

FREE THROWS MADE

FTM	Player	Year
1.	201	Candace Parker 2007-08
2.	166	Candace Parker 2006-07
	166	Chamique Holdscaw 1997-98
4.	165	Tamika Catchings 1997-98
5.	159	Candace Parker 2005-06
6.	155	Semeka Randall 1997-98
7.	147	Dana Johnson 1994-95
8.	145	Cindy Noble 1979-80
9.	138	Jill Rankin 1979-80
	138	Glory Johnson 2011-12

FREE THROWS ATTEMPTED

FTA	Player	Year
1.	288	Candace Parker 2007-08
2.	232	Candace Parker 2006-07
3.	227	Glory Johnson 2010-11
4.	218	Candace Parker 2005-06
5.	217	Glory Johnson 2011-12
	217	Tamika Catchings 1997-98
	217	Chamique Holdscaw 1997-98
7.	213	Semeka Randall 1997-98
8.	208	Daedra Charles 1990-91
9.	205	Dana Johnson 1994-95
10.	190	Glory Johnson 2008-09
	190	Bridgette Gordon 1988-89

FREE THROW PERCENTAGE (MIN. 50 ATTEMPTS)

FT%	Player (FTM-FTA)	Year
1.	.957	Shanna Zolman (88-92) 2003-04
2.	.944	Shanna Zolman (85-90) 2005-06
3.	.900	Sidney Spencer (54-60) 2006-07
4.	.892	Shanna Zolman (58-65) 2002-03
5.	.884	Kara Lawson (99-112) 2002-03
6.	.880	Tiffany Woosley (110-125) 1993-94
7.	.879	Latina Davis (51-58) 1993-94
8.	.864	Cindy Brogdon (102-118) 1977-78
9.	.862	Shanna Zolman (75-87) 2004-05
10.	.857	Kara Lawson (60-70) 2000-01

POINTS

Points	Player	Year
1.	987	Trish Roberts 1976-77
2.	915	Chamique Holdscaw 1997-98
3.	809	Candace Parker 2007-08
4.	803	Chamique Holdscaw 1996-97
5.	784	Cindy Brogdon 1978-79
6.	735	Bridgette Gordon 1988-89
7.	730	Jill Rankin 1979-80
8.	724	Chamique Holdscaw 1998-99
9.	711	Tamika Catchings 1997-98
10.	706	Candace Parker 2006-07

POINTS AVERAGE

Points	Player	Year
1.	29.9	Patricia Roberts 1976-77
2.	23.5	Chamique Holdscaw 1997-98
3.	21.7	Cindy Brogdon 1977-78
4.	21.3	Candace Parker 2007-08
	21.3	Chamique Holdscaw 1998-99
6.	20.8	Bridgette Gordon 1987-88
7.	20.6	Chamique Holdscaw 1996-97
8.	20.4	Bridgette Gordon 1988-89
9.	20.1	Cindy Brogdon 1978-79
10.	19.6	Candace Parker 2006-07

REBOUNDS

Reb	Player	Year
1.	467	Trish Roberts 1976-77
2.	367	Chamique Holdscaw 1996-97
3.	359	Glory Johnson 2010-11
4.	355	Glory Johnson 2011-12
5.	352	Candace Parker 2006-07
6.	338	Debbie Groover 1978-79
7.	328	Chamique Holdscaw 1997-98
8.	326	Chamique Holdscaw 1995-96
8.	322	Candace Parker 2007-08
	322	Daedra Charles 1990-91

REBOUND AVERAGE

RPG	Player	Year
1.	14.2	Trish Roberts 1976-77
2.	9.9	Glory Johnson 2011-12
3.	9.8	Candace Parker 2006-07
4.	9.7	Glory Johnson 2010-11
5.	9.4	Chamique Holdscaw 1996-97
	9.4	Lisa Harrison 1992-93
	9.4	Sheila Frost 1985-86
	9.4	Shelia Collins 1984-85
9.	9.2	Karla Horton 1985-86
	9.2	Daedra Charles 1990-91

ASSISTS

Assists	Player	Year
1.	243	Dawn Marsh 1987-88
2.	225	Holly Warlick 1979-80
3.	204	Michelle Marciniak 1994-95
4.	193	Dawn Marsh 1986-87
5.	192	Dawn Marsh 1985-86
6.	181	Holly Warlick 1978-79
7.	165	Lea Henry 1980-81
8.	162	Ariel Massengale 2011-12
9.	158	Lea Henry 1981-82
10.	155	Holly Warlick 1977-78

ASSIST AVERAGE

APG	Player	Year
1.	7.1	Dawn Marsh 1987-88
2.	6.0	Dawn Marsh 1986-87
3.	5.9	Holly Warlick 1979-80
4.	5.7	Michelle Marciniak 1994-95
5.	5.6	Dawn Marsh 1985-86
6.	5.3	Lea Henry 1980-81
7.	5.0	Holly Warlick 1977-78
8.	4.9	Ariel Massengale 2011-12
	4.9	Lea Henry 1981-82
10.	4.6	Holly Warlick 1978-79

BLOCKED SHOTS

Blocks	Player	Year
1.	113	Kelley Cain 2009-10
2.	99	Candace Parker 2006-07
3.	90	Candace Parker 2007-08
	90	Teresa Geter 1997-98
5.	86	Candace Parker 2005-06
6.	77	Sheila Frost 1985-86
7.	70	Ashley Robinson 2003-04
8.	66	Kelley Cain 2010-11
9.	63	Ashley Robinson 2002-03
10.	60	Sheila Frost 1987-88

STEALS

Steals	Player	Year
1.	141	Holly Warlick 1978-79
2.	114	Alexis Hornbuckle 2006-07
3.	113	Shelia Collins 1984-85
4.	110	Chamique Holdscaw 1997-98
5.	109	Holly Warlick 1979-80
6.	105	Bridgette Gordon 1988-89
7.	104	Alexis Hornbuckle 2007-08
8.	102	Semeka Randall 1997-98

9.	101	Michelle Marciniak 1995-96
10.	100	Tamika Catchings 1997-98

CAREER RECORDS

INDIVIDUAL

GAMES PLAYED

Gms.	Player	Years
1.	148	Chamique Holdscaw 96-97-98-99
2.	146	Nicky Anosike 2005-06-07-08
3.	144	Shanna Zolman 03-04-05-06
4.	143	Kara Lawson 2000-01-02-03
	143	Abby Conklin 94-95-96-97
6.	141	Glory Johnson 2009-10-11-12
	141	Tasha Butts 2001-02-03-04
8.	141	Holly Warlick 77-78-79-80
9.	140	Tye'sha Fluker 2003-04-05-06
	140	Semeka Randall 98-99-2000-01

GAMES STARTED

Starts	Player	Years
1.	147	Chamique Holdscaw 96-97-98-99
2.	138	Shekinna Stricklen 2009-10-11-12
3.	137	Kara Lawson 2000-01-02-03
4.	133	Nicky Anosike 2005-06-07-08
5.	126	Tamika Catchings 98-99-2000-01
6.	123	Lea Henry 80-81-82-83
7.	121	Bridgette Gordon 86-87-88-89
8.	119	Alexis Hornbuckle 2005-06-07-08
	119	Semeka Randall 98-99-2000-01
10.	118	Glory Johnson 2009-10-11-12

FIELD GOALS MADE

Made	Player	Years
1.	1233	Chamique Holdscaw 96-97-98-99
2.	1017	Bridgette Gordon 86-87-88-89
3.	797	Candace Parker 2006-07-08
4.	760	Tamika Catchings 98-99-2000-01
5.	754	Sheila Frost 86-87-88-89
6.	746	Tanya Haave 81-82-83-84
7.	731	Semeka Randall 98-99-2000-01
8.	692	Shekinna Stricklen 2009-10-11-12
9.	687	Mary Ostrowski 81-82-83-84
10.	675	Kara Lawson 2000-01-02-03

FIELD GOALS ATTEMPTED

FGA	Player	Years
1.	2419	Chamique Holdscaw 96-97-98-99
2.	1985	Bridgette Gordon 86-87-88-89
3.	1590	Semeka Randall 98-99-2000-01
4.	1583	Shekinna Stricklen 2009-10-11-12
5.	1506	Tamika Catchings 98-99-2000-01
6.	1482	Candace Parker 2006-07-08
7.	1475	Kara Lawson 2000-01-02-03
8.	1456	Tanya Haave 81-82-83-84
9.	1404	Shyra Ely 2002-03-04-05
10.	1308	Shanna Zolman 2003-04-05-06

FIELD GOAL PERCENTAGE (MIN. 200 ATTEMPTS)

FG%	Player (FGM-FGA)	Years
1.	.647	Trish Roberts (428-662) 77
2.	.625	Cindy Noble (614-982) 79-80-81
3.	.606	Kelley Cain (343-566) 2009-10-11
4.	.591	Sheila Frost (754-1276) 86-87-88-89
5.	.561	Jerilyn Harper (152-271) 79
6.	.553	M. Snow (585-1057) 99-00-01-02
7.	.522	Jill Rankin (296-536) 80
8.	.520	Daedra Charles (594-1077) 89-90-91
9.	.549	D. Johnson (622-1132) 92-93-94-95
10.	.540	M. Ostrowski (687-1272) 81-82-83-84

GENERAL

STAFF

PLAYERS

REVIEW

HISTORY

FACILITIES

NCAA

SEC

RECORDS

MEDIA INFO



RECORDS

LADY VOL RECORDS

THREE-POINT FIELD GOALS MADE

SPM	Player	Years
1. 305	Angie Bjorklund	2008-09-10-11
2. 266	Shanna Zolman	2003-04-05-06
3. 256	Kara Lawson	2000-01-02-03
4. 163	Shekinna Stricklen	2009-10-11-12
5. 161	Brittany Jackson	2002-03-04-05
6. 147	Shannon Bobbitt	2007-08
7. 133	Sidney Spencer	2004-05-06-07
8. 132	Tiffany Woosley	92-93-94-95
9. 128	Nikki Caldwell	91-92-93-94
10. 124	Abby Conklin	94-95-96-97

THREE-POINT FIELD GOALS ATTEMPTED

3PA	Player	Years
1. 738	Angie Bjorklund	2008-09-10-11
2. 626	Shanna Zolman	2003-04-05-06
3. 617	Kara Lawson	2000-01-02-03
4. 481	Shekinna Stricklen	2009-10-11-12
5. 443	Brittany Jackson	2002-03-04-05
6. 368	Nikki Caldwell	91-92-93-94
7. 366	Tamika Catchings	98-99-2000-01
8. 362	Shannon Bobbitt	2007-08
9. 351	Meighan Simmons	2010-11-12
10. 349	Abby Conklin	94-95-96-97

THREE-POINT FIELD GOAL PERCENTAGE (MIN. 100 ATTEMPTS)

3P%	Player (3PM-3PA)	Years
1. .425	S. Zolman (266-626)	03-04-05-06
2. .415	Kara Lawson (256-617)	00-01-02-03
3. .413	A. Bjorklund (305-738)	2008-09-10-11
4. .412	April McDivitt (101-245)	2000-01-02
5. .406	Shannon Bobbitt (147-362)	2007-08
6. .396	S. Spencer (133-336)	04-05-06-07
7. .393	Gwen Jackson (55-140)	00-01-02-03
8. .391	T3 Woosley (132-338)	92-93-94-95
9. .378	Taber Spani (95-251)	2010-11-12
10. .364	Kellie Jolly (99-272)	96-97-98-99

FREE THROWS MADE

FTM	Player	Years
1. 526	Candace Parker	2006-07-08
2. 523	Chamique Holdsclaw	96-97-98-99
3. 493	Glory Johnson	2009-10-11-12
4. 471	Tamika Catchings	98-99-2000-01
5. 439	Semeka Randall	98-99-2000-01
6. 423	Bridgette Gordon	86-87-88-89
7. 381	Nicky Anosike	2005-06-07-08
8. 377	Dana Johnson	92-93-94-95
9. 371	Tonya Edwards	87-88-89-90
10. 356	Debbie Groover	78-79-80-81

FREE THROWS ATTEMPTED

FTA	Player	Years
1. 796	Glory Johnson	2009-10-11-12
2. 738	Candace Parker	2006-07-08
3. 731	Chamique Holdsclaw	96-97-98-99
4. 618	Semeka Randall	98-99-2000-01
5. 611	Tamika Catchings	98-99-2000-01
6. 610	Bridgette Gordon	86-87-88-89
7. 586	Nicky Anosike	2005-06-07-08
8. 584	Dana Johnson	92-93-94-95
9. 539	Daedra Charles	89-90-91
10. 512	Michelle Snow	99-2000-01-02

FREE THROW PERCENTAGE (MIN. 150 ATTEMPTS)

FT%	Player (FTM-FTA)	Years
1. .916	S. Zolman (306-334)	03-04-05-06
2. .853	S. Spencer (163-191)	04-05-06-07
3. .847	Kara Lawson (344-406)	00-01-02-03
4. .839	Cindy Brogdon (198-236)	78-79

5. .816	T. Woosley (284-348)	92-93-94-95
.816	Tanya Haave (279-342)	81-82-83-84
7. .802	Jill Rankin (138-172)	80
8. .797	Jody Adams (141-177)	90-91-92-93
9. .795	Abby Conklin (174-219)	94-95-96-97
10. .793	Tasha Butts (249-314)	2001-02-03-04

POINTS

Points	Player	Years
1. 3025	Chamique Holdsclaw	96-97-98-99
2. 2462	Bridgette Gordon	86-87-88-89
3. 2137	Candace Parker	2006-07-08
4. 2113	Tamika Catchings	98-99-2000-01
5. 1950	Kara Lawson	2000-01-02-03
6. 1915	Semeka Randall	98-99-2000-01
7. 1882	Shekinna Stricklen	2009-10-11-12
8. 1790	Sheila Frost	86-87-88-89
9. 1771	Tanya Haave	81-82-83-84
10. 1729	Mary Ostrowski	81-82-83-84

SCORING AVERAGE (MIN. 30 GAMES)

PPG	Player	Years
1. 29.9	Irish Roberts	77
2. 20.8	Cindy Brogdon	78-79
3. 20.4	Chamique Holdsclaw	96-97-98-99
4. 19.4	Candace Parker	2006-07-08
5. 19.2	Jill Rankin	80
6. 18.0	Bridgette Gordon	86-87-88-89
7. 16.6	Tamika Catchings	98-99-2000-01
8. 15.2	Cindy Noble	79-80-81
9. 14.2	Daedra Charles	89-90-91
10. 13.8	Tanya Haave	81-82-83-84

REBOUNDS

Rebounds	Player	Years
1. 1295	Chamique Holdsclaw	96-97-98-99
2. 1218	Glory Johnson	2009-10-11-12
3. 1043	Sheila Frost	86-87-88-89
4. 1004	Tamika Catchings	98-99-2000-01
5. 994	Mary Ostrowski	81-82-83-84
6. 972	Candace Parker	2006-07-08
7. 957	Debbie Groover	78-79-80-81
8. 940	Shyra Ely	2002-03-04-05
9. 915	Bridgette Gordon	86-87-88-89
10. 914	Nicky Anosike	2005-06-07-08

REBOUND AVERAGE (MIN. 30 GAMES)

RPG	Player	Years
1. 14.2	Irish Roberts	77
2. 8.8	Candace Parker	2006-07-08
8.8	Chamique Holdsclaw	96-97-98-99
4. 8.6	Glory Johnson	2009-10-11-12
5. 8.2	Daedra Charles	89-90-91
6. 8.0	Mary Ostrowski	81-82-83-84
7. 7.9	Tamika Catchings	98-99-2000-01
8. 7.7	Karla Horton	85-86-87
9. 7.6	Sheila Frost	86-87-88-89
10. 7.3	Jill Rankin	80

ASSISTS

Assts.	Player	Years
1. 755	Dawn Marsh	85-86-87-88
2. 673	Holly Warlick	77-78-79-80
3. 587	Lea Henry	80-81-82-83
4. 503	Alexis Hornbuckle	2005-06-07-08
5. 456	Kara Lawson	2000-01-02-03
6. 452	Kellie Jolly	96-97-98-99
7. 449	Michelle Marciniak	94-95-96
8. 439	Dena Head	89-90-91-92
9. 429	Kristen Clement	98-99-2000-01
10. 422	Loree Moore	2002-03-04-05

ASSIST AVERAGE (MIN. 30 GAMES)

APG	Player	Years
1. 5.7	Dawn Marsh	85-86-87-88
2. 4.9	Ariel Messengale	2012
4.8	Holly Warlick	77-78-79-80
3. 4.4	Lea Henry	80-81-82-83
4. 4.3	Michelle Marciniak	94-95-96
5. 3.7	Cindy Brogdon	78-79
6. 3.64	Alexis Hornbuckle	2005-06-07-08
7. 3.58	Loree Moore	2002-03-04-05
8. 3.4	Kellie Jolly	96-97-98-99
9. 3.3	Dena Head	89-90-91-92
3.3	Suzanne Barbre	**-**-77-78

BLOCKED SHOTS

Blocks	Player	Years
1. 275	Candace Parker	2006-07-08
2. 249	Sheila Frost	86-87-88-89
3. 228	Kelley Cain	2009-10-11
4. 200	Ashley Robinson	2001-02-03-04
5. 194	Michelle Snow	99-2000-01-02
6. 161	Nicky Anosike	2005-06-07-08
7. 136	Tamika Catchings	98-99-2000-01
8. 135	Teresa Geter	98-99
9. 111	Chamique Holdsclaw	96-97-98-99
10. 102	Abby Conklin	94-95-96-97

STEALS

Steals	Player	Years
1. 373	Alexis Hornbuckle	2005-06-07-08
2. 336	Bridgette Gordon	86-87-88-89
3. 311	Tamika Catchings	98-99-2000-01
4. 305	Chamique Holdsclaw	96-97-98-99
5. 289	Nikki McCray	92-93-94-95
6. 286	Semeka Randall	98-99-2000-01
7. 280	Loree Moore	2002-03-04-05
8. 278	Sheila Collins	82-83-84-85
9. 250	Holly Warlick	**--*-79-80
10. 234	Michelle Marciniak	94-95-96

LADY VOL RECORDS BY CLASS

FRESHMAN

POINTS

Total	Name	Opponent	Date
1. 35	Tamika Catchings	DePaul	1/20/98
2. 34	Candace Parker	Florida	2/26/06
3. 31	Shyra Ely	Georgia	3/1/02
4. 29	Angie Bjorklund	Arkansas	1/24/08
29	Candace Parker	Rutgers	3/26/06

REBOUNDS

Total	Name	Opponent	Date
1. 19	Chamique Holdslaw	Georgia	1/8/96
2. 18	Sheila Frost	Notre Dame	12/9/85
3. 17	Sheila Frost	Iowa	3/16/86
17	Bridgette Gordon	Georgia	1/29/86
17	Tiffani Johnson	Louisiana Tech	11/20/94
17	Michelle Snow	Mississippi St.	2/6/99

ASSISTS

Total	Name	Opponent	Date
1. 12	Ariel Massengale	Vanderbilt	1/15/12
2. 11	Ariel Massengale	Alabama	1/26/12
11	Meighan Simmons	Alabama	1/6/11
4. 9	Cierra Burdick	Old Dominion	12/28/11
9	Jody Adams	Stetson	11/26/89
9	Jody Adams	Illinois	1/2/90
9	Pam Marr	Rutgers	1/19/83

BLOCKED SHOTS

Total	Name	Opponent	Date
1. 7	Candace Parker	Michigan State	11/24/05
7	Kelley Cain	Alabama	3/5/09
2. 6	Kelley Cain	Georgia	2/5/09
6	Candace Parker	Rutgers	3/26/06
6	Sheila Frost	Tennessee St.	2/17/86

STEALS

Total	Name	Opponent	Date
1. 8	Nikki McCray	Memphis St.	2/19/92
8	Bridgette Gordon	Hawaii Pacific	12/20/85
3. 7	Sheila Collins	Southern Cal.	3/21/82
4. 6	8x, most recently N. Anosike	Purdue	3/22/05

SOPHOMORE

POINTS

Total	Name	Opponent	Date
1. 38	Tamika Catchings	Florida	2/26/99
2. 34	Chamique Holdslaw	Georgia	12/8/96
3. 33	Chamique Holdslaw	Louisiana Tech	2/24/97
33	Bridgette Gordon	Auburn	3/21/87
5. 32	Candace Parker	Old Dominion	12/22/06

REBOUNDS

Total	Name	Opponent	Date
1. 22	Karla Horton	East Carolina	11/24/85
2. 20	Debbie Groover	Valdosta St.	1/27/79
3. 19	Pashen Thompson	Montana	12/19/94
4. 18	Chamique Holdslaw	DePaul	1/28/97
18	Sheila Frost	Georgia	1/24/87
18	Karla Horton	Louisiana St.	1/20/86

ASSISTS

Total	Name	Opponent	Date
1. 14	Holly Warlick	Memphis St.	2/17/78
2. 12	Shekinna Stricklen	Oklahoma	1/3/10
12	Dawn Marsh	Georgia	3/20/86
4. 11	Kellie Jolly	Old Dominion	3/30/97
11	Dawn Marsh	Hawaii Pacific	12/20/85

BLOCKED SHOTS

Total	Name	Opponent	Date
1. 12	Kelley Cain	LSU	2/22/10
2. 8	Kelley Cain	Arkansas	2/4/10
3. 7	Kelley Cain	Kentucky	2/25/10

7	Kelley Cain	Florida	2/14/10
7	Candace Parker	Louisiana Tech	11/28/06
7	Michelle Snow	Rutgers	3/31/00

STEALS

Total	Name	Opponent	Date
1. 8	Tamika Catchings	Memphis	2/16/99
8	Tonya Edwards	Oregon State	12/16/87
8	Tonya Edwards	Florida	2/21/88
8	Nikki McCray	UNC Charlotte	12/9/92
5. 7	10x, most recently L. Moore	Oklahoma	11/10/02

JUNIOR

POINTS

Total	Name	Opponent	Date
1. 43	Tanya Haave	Stephen F. Austin	12/11/82
2. 39	Chamique Holdslaw	Auburn	2/14/98
3. 37	Chamique Holdslaw	Florida	1/10/98
4. 36	Sheila Frost	Vanderbilt	1/17/88
5. 35	Cindy Noble	UT-Chattanooga	1/18/80

REBOUNDS

Total	Name	Opponent	Date
1. 20	Cindy Brogdon	Memphis St.	2/17/78
2. 20	Sheila Frost	N. Illinois	12/20/87
3. 19	Tiffani Johnson	Auburn	2/15/97
4. 18	Glory Johnson	Mississippi St.	1/27/11
18	Glory Johnson	Georgia Tech	11/26/10
18	Dana Johnson	Alabama	3/6/94

ASSISTS

Total	Name	Opponent	Date
1. 12	Michelle Marciniak	Georgia	2/25/95
12	Lea Henry	Kentucky	2/28/82
3. 11	Laurie Milligan	Old Dominion	1/7/97
11	Shelley Sexton	UCLA	12/15/85
11	Susan Clower	Old Dominion	2/16/81

BLOCKED SHOTS

Total	Name	Opponent	Date
1. 6	Kelley Cain	South Carolina	1/20/11
6	Daedra Charles	Georgia	3/4/90
3. 5	Kelley Cain	Kentucky	3/6/11
5	Kelley Cain	Florida	2/10/11
5	Candace Parker	Mississippi St.	2/24/08
5	Candace Parker	Rutgers	2/11/08
5	Ashley Robinson	Alabama	1/16/03
5	Michelle Snow	Memphis	12/15/00
5	Sheila Frost	Memphis St.	1/27/88
5	Sheila Frost	Louisiana Tech	2/15/88

STEALS

Total	Name	Opponent	Date
1. 9	Holly Warlick	Louisiana State	1/24/79
2. 8	Alberta Auguste	Louisiana Tech	11/28/06
8	Dena Head	Virginia Tech	12/3/90
8	Shelley Sexton	Hawaii Pacific	12/20/85
8	Nikki McCray	Virginia Tech	1/20/94

SENIOR

POINTS

Total	Name	Opponent	Date
1. 51	Patricia Roberts	Kentucky	11/13/76
2. 43	Patricia Roberts	ETSU	1/24/77
3. 40	Sheila Collins	Mississippi	3/3/85
4. 39	Chamique Holdslaw	Boston College	3/15/99
5. 37	Tasha Butts	Vanderbilt	2/15/04
37	Jill Rankin	N.C. State	1/4/80

REBOUNDS

Total	Name	Opponent	Date
1. 22	Daedra Charles	SW Missouri St.	3/16/91
2. 21	Glory Johnson	DePaul	3/11/12
3. 20	Patricia Roberts	Clemson, MTSU	

GENERAL

STAFF

PLAYERS

REVIEW

HISTORY

FACILITIES

NCAA

SEC

RECORDS

MEDIA INFO



RECORDS

LADY VOL RECORDS BY CLASS

		EKU, KY	3-77/11-76
4.	19	Shelia Collins	Mississippi 3/3/85
5.	18	Tamika Catchings	Texas 12/22/00

ASSISTS

Total	Name	Opponent	Date
1.	18	Dawn Marsh	Georgia 3/6/88
2.	13	Shannon Bobbitt	Gonzaga 12/16/07
3.	12	Holly Warlick	Clemson 3/5/80
	12	Dawn Marsh	Vanderbilt 1/17/88
5.	11	Dawn Marsh	Memphis State 1/27/88

BLOCKED SHOTS

Total	Name	Opponent	Date
1.	8	Ashley Robinson	Rutgers 12/11/03
2.	7	Cindy Noble	Illinois State 3/21/81
3.	6	Mary Ostrowski	Mississippi 2/15/84
	6	Cindy Noble	Kentucky 3/13/81
5.	5	8x, most recently A. Robinson	Colgate 3/20/04

STEALS

Total	Name	Opponent	Date
1.	11	Michelle Marciniak	Kentucky 1/14/96
2.	10	Shelia Collins	Florida State 2/8/85
3.	8	Alexis Hornbuckle	Purdue 3/25/08
	8	Nikki McCray	Vanderbilt 2/12/95
	8	Holly Warlick	UCLA 12/13/79

TOP 10 SEASON AVERAGES BY CLASS

FRESHMAN RECORDS

POINTS

Name	Games	Points	Avg.
1. Tamika Catchings	39	711	18.2
2. Candace Parker	36	622	17.3
3. Chamique Holdscraw	36	583	16.2
4. Semeka Randall	38	604	15.9
5. Bridgette Gordon	34	481	14.2
6. Shelia Collins	31	412	14.2
7. Kara Lawson	37	504	13.6
8. Meighan Simmons	37	500	13.5
9. Shekinna Stricklen	32	424	13.3
10. Shelia Frost	33	404	12.2

REBOUNDS

Name	Games	Rebs.	Avg.
1. Shelia Frost	33	309	9.4
2. Chamique Holdscraw	36	326	9.1
3. Candace Parker	36	298	8.3
4. Tamika Catchings	39	313	8.0
5. Karla Horton	32	229	7.2
6. Glory Johnson	33	236	7.2
7. Mary Ostrowski	29	203	7.0
8. Lisa McGill	27	184	6.8
9. Tiffani Johnson	37	241	6.5
10. Michelle Snow	34	218	6.4

ASSISTS

Name	Games	Assists	Avg.		
1. Ariel Massengale	33	162	4.9		
2. Dawn Marsh	32	127	3.97		
3. Loree Moore	34	133	3.91		
4. Holly Warlick	33	112	3.4		
5. Dena Head	37	118	3.2		
6. Kristen "Ace" Clement	33	107	3.2		
7. Lea Henry	38	119	3.1		
		Alexis Hornbuckle	35	110	3.1
9. Shekinna Stricklen	32	95	3.0		
10. Candace Parker	36	103	2.9		

SOPHOMORE RECORDS

POINTS

Name	Games	Points	Avg.
1. Chamique Holdscraw	39	803	20.6
2. Candace Parker	36	706	19.6
3. Tamika Catchings	34	563	16.6
4. Bridgette Gordon	34	559	16.4
5. Peggy Evans	31	458	14.8
6. Mary Ostrowski	32	458	14.3
7. Semeka Randall	33	464	14.1
8. Paula Towns	32	451	14.0
9. Suzanne Barbre	14	182	13.9
10. Tanya Haave	32	420	13.1

REBOUNDS

Name	Games	Rebs.	Avg.
1. Candace Parker	36	352	9.8
2. Chamique Holdscraw	39	367	9.4
3. Karla Horton	34	313	9.2
4. Debbie Groover	39	338	8.7
5. Mary Ostrowski	32	273	8.5
6. Vonda Ward	32	250	7.8
7. Paula Towns	32	250	7.8
8. Kelley Cain	33	254	7.69
9. Glory Johnson	35	268	7.65
10. Tamika Catchings	34	249	7.3

ASSISTS

Name	Games	Assists	Avg.
1. Dawn Marsh	34	192	5.6
2. Lea Henry	31	167	5.4
3. Holly Warlick	31	155	5.0
4. Kellie Jolly	23	94	4.1
5. Suzanne Barbre	14	55	3.93
6. Dena Head	33	129	3.91
7. Alexis Hornbuckle	29	113	3.89
8. Shekinna Stricklen	35	135	3.85
9. Loree Moore	38	145	3.82
10. Tonya Edwards	34	111	3.33

JUNIOR RECORDS

POINTS

Name	Games	Points	Avg.
1. Chamique Holdscraw	39	915	23.5
2. Cindy Brogdon	31	674	21.7
3. Candace Parker	38	809	21.3
4. Bridgette Gordon	34	687	20.8
5. Tanya Haave	33	614	18.6
6. Nikki McCray	33	537	16.3
7. Daedra Charles	33	525	15.9
8. Tamika Catchings	37	580	15.7
9. Kara Lawson	34	512	15.1
10. Shelia Frost	34	496	14.6

REBOUNDS

Name	Games	Rebs.	Avg.
1. Glory Johnson	37	359	9.7
2. Daedra Charles	33	287	8.7
3. Candace Parker	38	322	8.5
4. Chamique Holdscraw	39	328	8.4
5. Shyra Ely	35	279	8.0
6. Shelia Frost	34	269	7.91
7. Tamika Catchings	37	292	7.89
8. Mary Ostrowski	33	255	7.7
9. Cindy Noble	38	288	7.6
10. Cindy Brogdon	31	238	7.6

ASSISTS

Name	Games	Assists	Avg.
1. Dawn Marsh	32	193	6.0
2. Michelle Marciniak	36	204	5.7
3. Lea Henry	32	152	4.9
4. Holly Warlick	39	181	4.6
5. Laurie Milligan	22	98	4.5
6. Alexis Hornbuckle	37	146	4.0
7. Kellie Jolly	39	148	3.8
8. Suzanne Barbre	33	126	3.8
9. Dena Head	35	129	3.7
10. Shelley Sexton	34	124	3.7

SENIOR RECORDS

POINTS

Name	Games	Points	Avg.		
1. Patricia Roberts	33	987	29.9		
2. Chamique Holdscraw	34	724	21.3		
3. Bridgette Gordon	36	733	20.4		
4. Cindy Brogdon	39	784	20.1		
5. Jill Rankin	38	730	19.2		
6. Shelia Collins	31	563	18.2		
7. Daedra Charles	35	607	17.3		
8. Gwen Jackson	38	612	16.1		
		Suzanne Barbre	31	499	16.1
10. Mary Ostrowski	31	493	16.0		

REBOUNDS

Rank	Name	Games	Rebs.	Avg.
1.	Patricia Roberts	33	467	14.2
2.	Glory Johnson	36	355	9.9
3.	Lisa Harrison	32	300	9.4
4.	Shelia Collins	31	290	9.4
5.	Daedra Charles	35	322	9.2
6.	Tamika Catchings	17	150	8.8
7.	Mary Ostrowski	31	270	8.7
8.	Chamique Holdscraw	34	274	8.1
9.	Dana Johnson	37	289	7.8
10.	Cindy Noble	31	230	7.4

ASSISTS

Name	Games	Assists	Avg.
1. Dawn Marsh	34	243	7.1
2. Holly Warlick	38	225	6.0
3. Lea Henry	33	149	4.5
4. Michelle Marciniak	36	156	4.3
5. Kellie Jolly	34	141	4.1
6. Kara Lawson	38	151	4.0
7. Cindy Brogdon	39	150	3.8
8. Alexis Hornbuckle	37	134	3.6
9. Tonya Edwards	33	111	3.4
10. Loree Moore	29	96	3.3

SEASON STATISTICAL BREAKDOWN

FIELD GOALS MADE

1292, 1978-79 (39)
1288, 1997-98 (39)
1224, 1987-88 (34)
1202, 1979-80 (38)
1191, 1988-89 (37)
1147, 1976-77 (33)
1117, 1998-99 (34)
1107, 1996-97 (39)
1106, 2002-03 (38)
1094, 2010-11 (37)
1083, 2007-08 (38)
1079, 1985-86 (34)
1073, 1986-87 (34)
1069, 1995-96 (36)
1057, 1994-95 (37)
1051, 1990-91 (35)
1051, 1982-83 (33)
1050, 1999-00 (37)
1037, 1977-78 (31)
1028, 2000-01 (34)
1011, 1989-90 (33)
1005, 2005-06 (36)
1004, 2009-10 (35)
995, 2006-07 (37)
981, 2001-02 (34)
971, 1993-94 (33)
968, 2011-12 (36)
966, 1991-92 (31)
967, 2003-04 (35)
964, 1992-93 (32)
944, 1981-82 (32)
926, 1980-81 (31)
915, 1983-84 (33)
892, 2004-05 (35)
868, 1984-85 (32)
837, 2008-09 (33)

FIELD GOAL ATT.

2679, 1997-98 (39)
2622, 1978-79 (39)
2478, 1996-97 (39)
2401, 2007-08 (38)
2395, 1987-88 (34)
2384, 2002-03 (38)
2379, 1979-80 (38)
2363, 1988-89 (37)
2346, 2010-11 (37)
2324, 1995-96 (36)
2324, 1999-00 (37)
2290, 1976-77 (33)
2258, 2006-07 (37)
2245, 1986-87 (34)
2220, 2000-01 (34)
2217, 1994-95 (37)
2214, 2011-12 (36)
2204, 1990-91 (35)
2193, 2001-02 (34)
2193, 1992-93 (32)
2182, 1985-86 (34)
2181, 2009-10 (35)
2180, 1998-99 (34)
2171, 1989-90 (33)
2160, 1977-78 (31)
2148, 2003-04 (35)
2145, 2004-05 (35)
2133, 2005-06 (36)
2093, 1991-92 (31)
2088, 1993-94 (33)
2034, 1982-83 (33)
2027, 2008-09 (32)
1994, 1983-84 (33)
1976, 1981-82 (32)
1908, 1984-85 (32)
1859, 1980-81 (31)

FIELD GOAL PCT.

517, 1982-83 (33)
512, 1998-99 (34)
511, 1987-88 (34)
505, 1979-80 (38)
504, 1988-89 (37)
501, 1976-77 (33)
498, 1980-81 (31)
495, 1985-86 (34)
493, 1978-79 (39)
481, 1997-98 (39)
480, 1977-78 (31)
478, 1986-87 (34)
478, 1981-82 (32)
477, 1990-91 (35)
477, 1994-95 (37)
471, 2005-06 (36)
466, 2010-11 (37)
466, 1989-90 (33)
465, 1993-94 (33)
464, 2002-03 (38)
463, 2000-01 (34)
463, 2005-06 (36)
460, 2009-10 (35)
460, 1995-96 (36)
459, 1983-84 (33)
455, 1984-85 (32)
452, 1999-00 (37)
451, 2007-08 (38)
450, 2003-04 (35)
447, 2001-02 (34)
447, 1996-97 (39)
441, 2006-07 (37)
440, 1992-93 (32)
437, 2011-12 (36)
416, 2004-05 (35)
413, 2008-09 (32)

3-PT. FG MADE

242, 2010-11 (37)
237, 2007-08 (38)
232, 2002-03 (38)
220, 2005-06 (36)
210, 2006-07 (37)
192, 2011-12 (36)
187, 2009-10 (35)
185, 1999-00 (37)
176, 2000-01 (34)
175, 2004-05 (35)
163, 2008-09 (32)
161, 2003-04 (35)
145, 2001-02 (34)
135, 1996-97 (39)
118, 1990-91 (35)
109, 1994-95 (37)
108, 1993-94 (33)
106, 1997-98 (39)
106, 1992-93 (32)
89, 1991-92 (31)
83, 1998-99 (34)
78, 1995-96 (36)
43, 1989-90 (33)
27, 1987-88 (34)
6, 1988-89 (37)

3-PT. FG ATTEMPTS

647, 2007-08 (38)
641, 2010-11 (37)
595, 2002-03 (38)
577, 2006-07 (37)
568, 2011-12 (36)
565, 2005-06 (36)
501, 2008-09 (32)
500, 1999-00 (37)
498, 2009-10 (35)
472, 2004-05 (35)

464, 2000-01 (34)
432, 2003-04 (35)
421, 2001-02 (34)
388, 1996-97 (39)
346, 1994-95 (37)
346, 1997-98 (39)
312, 1993-94 (33)
304, 1992-93 (32)
294, 1990-91 (35)
274, 1995-96 (36)
255, 1998-99 (34)
249, 1991-92 (31)
126, 1989-90 (33)
68, 1987-88 (34)
26, 1988-89 (37)

3-PT. FG PCT.

.401, 1990-91 (35)
.397, 1987-88 (34)
.390, 2002-03 (38)
.389, 2005-06 (36)
.379, 2000-01 (34)
.378, 2010-11 (37)
.376, 2009-10 (35)
.373, 2003-04 (35)
.371, 2004-05 (35)
.370, 1999-00 (37)
.366, 2007-08 (38)
.364, 2006-07 (37)
.357, 1991-92 (31)
.348, 1996-97 (39)
.346, 1993-94 (33)
.344, 2001-02 (34)
.341, 1989-90 (33)
.338, 2011-12 (36)
.325, 2008-09 (32)
.325, 1998-99 (34)
.322, 1992-93 (32)
.315, 1994-95 (37)
.306, 1997-98 (39)
.285, 1995-96 (36)
.231, 1988-89 (37)

FREE THROWS MADE

782, 1997-98 (39)
709, 1994-95 (37)
665, 1996-97 (39)
664, 1993-94 (33)
648, 1999-00 (37)
635, 1998-99 (34)
628, 1988-89 (37)
612, 1986-87 (34)
608, 2001-02 (34)
593, 2002-03 (38)
589, 2005-06 (36)
587, 1995-96 (36)
580, 2000-01 (34)
577, 1978-79 (39)
567, 2004-05 (35)
561, 1991-92 (31)
555, 1989-90 (33)
548, 1979-80 (38)
546, 1987-88 (34)
544, 1992-93 (32)
536, 2011-12 (36)
526, 1990-91 (35)
524, 2006-07 (37)
513, 2007-08 (38)
508, 2003-04 (35)
504, 2010-11 (37)
498, 1982-83 (33)
498, 1977-78 (31)
497, 1984-85 (32)
469, 2008-09 (32)
456, 1983-84 (33)
456, 1981-82 (32)

447, 1985-86 (34)
413, 1980-81 (31)
405, 2009-10 (35)
368, 1976-77 (33)

FREE THROW ATT.

1110, 1997-98 (39)
973, 1994-95 (37)
950, 1998-99 (34)
947, 1988-89 (37)
946, 1996-97 (39)
931, 1999-00 (37)
910, 1993-94 (33)
882, 1986-87 (34)
849, 2001-02 (34)
844, 2000-01 (34)
833, 1991-92 (31)
828, 1995-96 (36)
827, 1989-90 (33)
826, 2002-03 (38)
807, 1990-91 (35)
804, 1978-79 (39)
801, 2004-05 (35)
798, 1992-93 (32)
796, 2005-06 (36)
766, 1987-88 (34)
759, 2011-12 (36)
757, 2010-11 (37)
746, 1979-80 (38)
741, 2006-07 (37)
730, 2007-08 (38)
713, 1985-86 (34)
711, 1977-78 (31)
710, 2008-09 (32)
706, 2003-04 (35)
688, 1984-85 (32)
671, 1982-83 (33)
658, 1981-82 (32)
654, 1983-84 (33)
609, 2009-10 (35)
572, 1980-81 (31)
556, 1976-77 (33)

FREE THROW PCT.

.742, 1982-83 (33)
.740, 2005-06 (36)
.735, 1979-80 (38)
.730, 1993-94 (33)
.729, 1994-95 (37)
.722, 1984-85 (32)
.722, 1980-81 (31)
.720, 2003-04 (35)
.720, 1978-79 (39)
.718, 2002-03 (38)
.716, 2001-02 (34)
.713, 1987-88 (34)
.709, 1995-96 (36)
.708, 2004-05 (35)
.707, 2006-07 (37)
.706, 2011-12 (36)
.705, 1997-98 (39)
.703, 2007-08 (38)
.703, 1996-97 (39)
.700, 1977-78 (31)
.697, 1983-84 (33)
.696, 1999-00 (37)
.694, 1986-87 (34)
.693, 1981-82 (32)
.687, 2000-01 (34)
.682, 1992-93 (32)
.673, 1991-92 (31)
.671, 1989-90 (33)
.668, 1998-99 (34)
.666, 2010-11 (37)
.665, 2009-10 (35)
.663, 1988-89 (37)

.662, 1976-77 (33)
.661, 2008-09 (32)
.652, 1990-91 (35)
.627, 1985-86 (34)

SCORING AVERAGE

88.9, 1987-88 (34)
88.8, 1997-98 (39)
86.8, 1998-99 (34)
83.3, 1991-92 (31)
82.9, 1977-78 (31)
82.7, 2000-01 (34)
82.2, 1993-94 (33)
81.5, 1988-89 (37)
81.1, 1986-87 (34)
81.0, 1978-79 (39)
80.7, 1976-77 (33)
80.3, 1992-93 (32)
79.9, 2002-03 (38)
79.9, 2001-02 (34)
79.4, 1989-90 (33)
79.3, 2010-11 (37)
79.3, 1999-00 (37)
79.2, 1994-95 (37)
78.8, 1982-83 (33)
78.5, 1990-91 (35)
78.3, 2005-06 (36)
77.9, 1995-96 (36)
77.7, 1979-80 (38)
77.3, 1996-97 (39)
76.7, 2007-08 (38)
76.6, 1985-86 (34)
74.4, 2003-04 (35)
74.3, 2009-10 (35)
74.0, 2011-12 (36)
73.6, 2006-07 (37)
73.2, 1981-82 (32)
73.1, 1980-81 (31)
72.2, 2004-05 (35)
69.9, 2008-09 (32)
69.8, 1984-85 (32)
69.3, 1983-84 (33)

POINTS

3464, 1997-98 (39)
3161, 1978-79 (39)
3037, 2002-03 (38)
3021, 1987-88 (34)
3016, 1988-89 (37)
3014, 1996-97 (39)
2953, 1979-80 (38)
2952, 1998-99 (34)
2934, 2010-11 (37)
2933, 1999-00 (37)
2932, 1994-95 (37)
2916, 2007-08 (38)
2819, 2005-06 (36)
2812, 2000-01 (34)
2803, 1995-96 (36)
2758, 1986-87 (34)
2746, 1990-91 (35)
2724, 2006-07 (37)
2715, 2001-02 (34)
2714, 1993-94 (33)
2664, 2011-12 (36)
2662, 1976-77 (33)
2620, 1989-90 (33)
2605, 1985-86 (34)
2603, 2003-04 (35)
2600, 2009-10 (35)
2600, 1982-83 (33)
2582, 1991-92 (31)
2572, 1977-78 (31)
2570, 1992-93 (32)
2526, 2004-05 (35)
2344, 1981-82 (32)

GENERAL

STAFF

PLAYERS

REVIEW

HISTORY

FACILITIES

NCAA

SEC

RECORDS

MEDIA INFO



SEASON STATISTICAL BREAKDOWN (CONTINUED)

2306, 2008-09 (32)
 2286, 1983-84 (33)
 2265, 1980-81 (31)
 2233, 1984-85 (32)

PERSONAL FOULS

745, 1986-87 (34)
 710, 1978-79 (39)
 693, 1985-86 (34)
 679, 1997-98 (39)
 676, 1994-95 (37)
 662, 1983-84 (33)
 662, 1996-97 (39)
 656, 1991-92 (31)
 653, 2004-05 (35)
 648, 1990-91 (35)
 644, 1982-83 (33)
 644, 2001-02 (34)
 633, 1993-94 (33)
 633, 1999-00 (37)
 633, 1979-80 (38)
 632, 1995-96 (36)
 630, 2000-01 (34)
 626, 1984-85 (32)
 624, 1987-88 (34)
 617, 2003-04 (35)
 616, 1998-99 (34)
 614, 2005-06 (36)
 613, 1989-90 (33)
 607, 1981-82 (32)
 593, 2006-07 (37)
 587, 1988-89 (37)
 578, 2007-08 (38)
 573, 1992-93 (32)
 567, 1976-77 (33)
 566, 2008-09 (32)
 565, 2002-03 (38)
 557, 2010-11 (37)
 524, 2009-10 (35)
 522, 1980-81 (31)
 520, 2011-12 (36)
 490, 1977-78 (31)

REBOUND AVERAGE

46.9, 1992-93 (32)
 46.4, 1978-79 (39)
 46.3, 2010-11 (37)
 45.5, 2000-01 (34)
 45.4, 1991-92 (31)
 44.9, 1976-77 (33)
 44.6, 1987-88 (34)
 44.3, 2002-03 (38)
 44.3, 1997-98 (39)
 44.1, 1994-95 (37)
 43.8, 1993-94 (33)
 43.7, 1989-90 (33)
 43.7, 1985-86 (34)
 43.6, 1995-96 (36)
 43.5, 2011-12 (36)
 43.5, 2008-09 (32)
 43.4, 2009-10 (35)
 43.4, 2001-02 (34)
 43.2, 1996-97 (39)
 43.0, 1988-89 (37)
 42.6, 2003-04 (35)
 42.3, 1986-87 (34)
 42.3, 1981-82 (32)
 42.2, 1979-80 (38)
 42.2, 1998-99 (34)
 42.0, 2004-05 (35)
 41.7, 1999-00 (37)
 41.5, 1990-91 (35)
 41.5, 1983-84 (33)
 41.5, 1980-81 (31)
 40.9, 2007-08 (38)
 40.5, 1982-83 (33)

40.5, 1984-85 (32)
 39.7, 1977-78 (31)
 39.4, 2005-06 (36)
 38.4, 2006-07 (37)

REBOUNDS

1811, 1978-79 (39)
 1728, 1997-98 (39)
 1713, 2010-11 (37)
 1684, 1996-97 (39)
 1682, 2002-03 (38)
 1630, 1994-95 (37)
 1604, 1979-80 (38)
 1590, 1988-89 (37)
 1571, 1995-96 (36)
 1567, 2011-12 (36)
 1555, 2007-08 (38)
 1548, 2000-01 (34)
 1542, 1999-00 (37)
 1519, 2009-10 (35)
 1518, 1987-88 (34)
 1501, 1992-93 (32)
 1491, 2003-04 (35)
 1486, 1985-86 (34)
 1483, 1976-77 (33)
 1476, 2001-02 (34)
 1469, 2004-05 (35)
 1451, 1990-91 (35)
 1447, 1993-94 (33)
 1441, 1989-90 (33)
 1437, 1986-87 (34)
 1435, 2008-09 (32)
 1434, 1998-99 (34)
 1421, 2006-07 (37)
 1418, 2005-06 (36)
 1407, 1991-92 (31)
 1368, 1983-84 (33)
 1337, 1982-83 (33)
 1353, 1981-82 (32)
 1297, 1984-85 (32)
 1285, 1980-81 (31)
 1233, 1977-78 (31)

ASSISTS

715, 1979-80 (38)
 661, 1978-79 (39)
 660, 1987-88 (34)
 660, 1985-86 (34)
 631, 2002-03 (38)
 625, 1986-87 (34)
 624, 1997-98 (39)
 623, 1988-89 (37)
 611, 2007-08 (38)
 611, 1980-81 (31)
 594, 1982-83 (33)
 574, 1981-82 (32)
 569, 2006-07 (37)
 568, 2000-01 (34)
 556, 2005-06 (36)
 555, 1983-84 (33)
 550, 2009-10 (35)
 545, 1999-00 (37)
 542, 1995-96 (36)
 533, 1994-95 (37)
 526, 1996-97 (39)
 525, 2011-12 (36)
 525, 1989-90 (33)
 522, 2010-11 (37)
 519, 1990-91 (35)
 512, 1998-99 (34)
 508, 1993-94 (33)
 502, 2003-04 (35)

502, 1984-85 (32)
 486, 2004-05 (35)
 474, 2001-02 (34)
 455, 1991-92 (31)
 445, 2008-09 (33)
 413, 1992-93 (32)

BLOCKS

238, 1997-98 (39)
 226, 2009-10 (35)
 223, 2007-08 (38)
 202, 2006-07 (37)
 202, 2005-06 (36)
 195, 2010-11 (37)
 183, 2000-01 (34)
 167, 2011-12 (36)
 163, 1998-99 (34)
 162, 2002-03 (38)
 156, 2003-04 (35)
 155, 2008-09 (33)
 134, 1996-97 (39)
 133, 1985-86 (34)
 130, 2004-05 (35)
 128, 2001-02 (34)
 127, 1987-88 (34)
 126, 1988-89 (37)
 118, 1999-00 (37)
 112, 1995-96 (36)
 111, 1986-87 (34)
 110, 1994-95 (37)
 100, 1993-94 (33)
 100, 1991-92 (31)
 98, 1992-93 (32)
 94, 1989-90 (33)
 94, 1984-85 (32)
 91, 1982-83 (33)
 87, 1981-82 (32)
 87, 1979-80 (38)
 85, 1980-81 (31)
 84, 1990-91 (35)
 83, 1983-84 (33)
 73, 1978-79 (39)

STEALS

567, 1997-98 (39)
 567, 1978-79 (39)
 495, 1988-89 (37)
 451, 1979-80 (38)
 445, 2007-08 (38)
 436, 2006-07 (37)
 419, 1999-00 (37)
 400, 1986-87 (34)
 391, 1998-99 (34)
 384, 1987-88 (34)
 377, 2001-02 (34)
 376, 1985-86 (34)
 366, 1992-93 (32)
 361, 1983-84 (33)
 359, 1994-95 (37)
 358, 1984-85 (32)
 356, 1982-83 (33)
 352, 1996-97 (39)
 350, 2002-03 (38)
 350, 1991-92 (31)
 345, 2004-05 (35)
 342, 1989-90 (33)
 339, 1995-96 (36)

336, 1993-94 (33)
 327, 1981-81 (32)
 323, 2005-06 (36)
 315, 1980-81 (31)
 313, 1990-91 (35)
 307, 2000-01 (34)
 287, 2011-12 (36)
 283, 2003-04 (35)
 280, 2010-11 (37)
 249, 2008-09 (33)
 239, 2009-10 (35)

FINAL YEARLY RANKING IN THE AP POLL

- 1977**
 1. Delta St.
 2. Immaculata
 3. St. Joseph's
 4. Cal-St. Fullerton
5. TENNESSEE

- 1978**
1. TENNESSEE
 2. Wayland Baptist
 3. North Carolina St.
 4. Montclair St.
 5. UCLA

- 1979**
 1. Old Dominion
 2. Louisiana Tech
3. TENNESSEE
 4. Texas
 5. Stephen. F. Austin

- 1980**
 1. Old Dominion
2. TENNESSEE
 3. Louisiana Tech
 4. South Carolina
 5. Stephen. F. Austin

- 1981**
 1. Louisiana Tech
2. TENNESSEE
 3. Old Dominion
 4. Southern Cal
 5. Cheyney

- 1982**
 1. Louisiana Tech
 2. Cheyney
 3. Maryland
4. TENNESSEE
 5. Texas

- 1983**
 1. Louisiana Tech
 2. Southern Cal
 3. Texas
 4. Old Dominion
 5. Cheyney
9. TENNESSEE

- 1984**
 1. Texas
 2. Louisiana Tech
 3. Georgia
 4. Old Dominion
 5. Southern Cal
15. TENNESSEE

- 1985**
 1. Texas
 2. Northeast La.
 3. Long Beach St.
 4. Louisiana Tech
 5. Old Dominion
13. TENNESSEE

- 1986**
 1. Texas
 2. Georgia
 3. Southern Cal
 4. Louisiana Tech
 5. Western Ky.
15. TENNESSEE

- 1987**
 1. Texas
 2. Auburn
 3. Louisiana Tech
 4. Long Beach St.
 5. Rutgers
7. TENNESSEE

- 1988**
1. TENNESSEE
 2. Iowa
 3. Auburn
 4. Texas
 5. Louisiana Tech

- 1989**
1. TENNESSEE
 2. Auburn
 3. Louisiana Tech
 4. Stanford
 5. Maryland

- 1990**
 1. Louisiana Tech
 2. Stanford
 3. Washington
4. TENNESSEE
 5. UNLV

- 1991**
 1. Penn St.
 2. Virginia
 3. Georgia
4. TENNESSEE
 5. Purdue

- 1992**
 1. Virginia
2. TENNESSEE
 3. Stanford
 4. Stephen F. Austin
 5. Mississippi U.

- 1993**
 1. Vanderbilt
2. TENNESSEE
 3. Ohio St.
 4. Iowa
 5. Texas Tech

- 1994**
1. TENNESSEE
 2. Penn St.
 3. Connecticut
 4. North Carolina
 5. Colorado

- 1995**
 1. Connecticut
 2. Colorado
3. TENNESSEE
 4. Stanford
 5. Texas Tech

- 1996**
 1. Louisiana Tech
 2. Connecticut
 3. Stanford
4. TENNESSEE
 5. Georgia

- 1997**
 1. Connecticut
 2. Old Dominion
 3. Stanford
 4. North Carolina
 5. Louisiana Tech
10. TENNESSEE

- 1998**
1. TENNESSEE
 2. Old Dominion
 3. Connecticut
 4. Louisiana Tech
 5. North Carolina

- 1999**
 1. Purdue
2. TENNESSEE
 3. Louisiana Tech
 4. Connecticut
 5. Old Dominion

- 2000**
 1. Connecticut
2. TENNESSEE
 3. Louisiana Tech
 4. Georgia
 5. Notre Dame

- 2001**
 1. Connecticut
 2. Notre Dame
3. TENNESSEE
 4. Georgia
 5. Duke

- 2002**
 1. Connecticut
 2. Oklahoma
 3. Duke
 4. Vanderbilt
 5. Stanford
6. TENNESSEE

- 2003**
 1. Connecticut
 2. Duke
 3. LSU
4. TENNESSEE
 5. Texas

- 2004**
 1. Duke
2. TENNESSEE
 3. Purdue
 4. Texas
 5. Penn State

- 2005**
 1. Stanford
 2. LSU
3. TENNESSEE
 4. North Carolina
 5. Duke

- 2006**
 1. North Carolina
 2. Ohio State
 3. Maryland
 4. Duke
 5. LSU
6. TENNESSEE

- 2007**
 1. Duke
 2. North Carolina
3. TENNESSEE
 4. Connecticut
 5. Stanford

- 2008**
 1. Connecticut
 2. North Carolina
3. TENNESSEE
 4. Stanford
 5. Maryland

- 2009**
 1. Connecticut
 2. Stanford
 3. Maryland
 4. Oklahoma
 5. Baylor
18. TENNESSEE

- 2010**
 1. Connecticut
 2. Stanford
3. TENNESSEE
 4. Nebraska
 5. Xavier

- 2011**
 1. Connecticut
 2. Stanford
 3. Baylor
4. TENNESSEE
 5. Xavier

- 2012**
 1. Baylor
 2. Stanford
 3. Connecticut
 4. Notre Dame
 5. Maryland
9. TENNESSEE

WEEK-BY-WEEK AP POLL

Week	1	2	3	4	5	6	7	8	9	10	11	12	13	14	15	16	17	18	19
1976-77	nr	17	19	16	13	12	10	12	10	5									
1977-78	1	5	5	3	2	3	3	3	3	1	1	1	1	1					
1978-79	1	1	1	5	5	4	4	7	8	6	6	6	8	8	8	6	3		
1979-80	4	4	3	3	5	5	5	4	6	5	4	4	4	3	2	2			
1980-81	3	3	3	6	7	7	9	7	10	11	7	7	4	3	3	2	2		
1981-82	2	7	10	14	18	19	20	nr	nr	nr	nr	20	13	8	11	10	8	4	
1982-83	4	4	5	9	11	12	12	11	8	8	6	4	5	8	10	9			
1983-84	5	5	7	9	10	11	11	8	12	11	9	7	6	10	10	14	15		
1984-85	14	12	16	15	nr	nr	nr	nr	nr	nr	nr	nr	nr	20	18	15	13		
1985-86	9	11	11	13	12	11	11	12	11	11	10	14	15	14	15	15			
1986-87	3	3	3	1	1	2	2	3	3	5	7	9	8	8	7				
1987-88	1	1	1	3	3	3	4	4	4	4	4	4	3	3	3	3	1		
1988-89	1	1	1	1	1	1	1	2	2	2	3	3	2	2	2	2	1		
1989-90	1	1	1	2	4	7	5	5	3	5	5	4	4	3	3	4			
1990-91	6	3	6	10	9	7	5	4	2	4	3	5	4	4	4	3	4		
1991-92	1	1	1	1	3	3	3	3	2	4	4	4	3	2	2	2	2	2	
1992-93	2	1	1	1	1	2	2	2	2	1	1	1	1	1	2	2	2	2	
1993-94	1	1	1	1	1	1	1	1	1	2	2	2	2	1	1	1	1		
1994-95	1	1	1	1	1	1	1	1	1	2	2	2	2	2	2	2	2	3	
1995-96	6	4	3	2	2	4	5	4	4	6	4	3	6	5	5	5	4	4	
1996-97	4	3	5	4	5	6	6	8	9	9	8	9	9	8	8	8	11	10	
1997-98	1	1	1	1	1	1	1	1	1	1	1	1	1	1	1	1	1	1	
1998-99	1	4	3	3	2	2	2	2	2	1	1	1	1	1	1	2	2	2	
1999-00	2	5	5	3	2	2	2	2	2	2	2	4	4	2	2	2	2	2	2
2000-01	2	2	2	2	2	2	2	2	2	2	3	3	2	2	1	1	3	3	
2001-02	2	2	2	2	2	2	2	2	2	2	2	3	3	3	3	3	6	6	
2002-03	2	2	4	4	4	4	5	5	5	4	4	3	3	3	3	3	3	4	4
2003-04	4	3	3	3	2	2	2	5	5	5	2	1	1	3	3	2	1	5	2
2004-05	1	1	1	4	9	9	9	8	10	8	7	5	5	5	6	5	5	3	3
2005-06	2	2	2	1	1	1	1	1	1	1	5	5	5	5	8	7	6		
2006-07	5	5	4	4	6	5	5	4	4	4	4	3	3	3	2	2	4	3	
2007-08	1	1	1	1	1	1	3	3	2	2	2	2	1	3	3	3	3	3	
2008-09	5	9	7	7	11	8	8	7	13	10	13	12	15	13	18	19	18	18	
2009-10	6	6	6	4	3	4	4	4	4	4	5	5	5	5	4	4	4	4	3
2010-11	4	4	9	8	6	6	5	5	5	5	5	5	5	4	4	4	4	4	
2011-12	3	6	8	7	6	6	7	6	6	9	7	8	11	13	10	13	9	9	

- np denotes no poll - nr denotes not ranked



GENERAL
 STAFF
 PLAYERS
 REVIEW
 HISTORY
 FACILITIES
 NCAA

SEC

RECORDS

MEDIA INFO

RECORDS BY CONFERENCE

SOUTHEASTERN CONFERENCE

Alabama	45	2
Arkansas	23	2
Auburn	36	10
Florida	44	3
Georgia	44	15
Kentucky	49	8
Louisiana State	43	12
Mississippi	39	7
Mississippi State	33	0
Missouri	3	0
South Carolina	45	3
Texas A&M	2	0
Vanderbilt	60	8
TOTAL	466	70

AMERICA EAST CONFERENCE

Maine	2	0
Vermont	2	0
TOTAL	4	0

ATLANTIC COAST CONFERENCE

Boston College	3	0
Clemson	11	1
Duke	5	6
Florida State	2	0
Georgia Tech	4	0
Maryland	10	3
Miami	1	0
North Carolina	14	3
North Carolina State	12	3
Virginia	13	3
Virginia Tech	7	0
Wake Forest	2	0
TOTAL	84	19

ATLANTIC SUN CONFERENCE

Belmont	3	6
East Tennessee State	18	2(1)
Mercer	0	1
Stetson	5	0
TOTAL	26	9

ATLANTIC 10 CONFERENCE

Charlotte	3	0
Dayton	2	0
Fordham	1	0
George Washington	10	0
LaSalle	1	0
Richmond	1	0
St. Joseph's	5	0
Saint Louis	1	0
Temple	2	0
Xavier	0	1
TOTAL	26	1

BIG EAST CONFERENCE

Cincinnati	0	3
Connecticut	9	13
DePaul	20	0
Georgetown	0	1
Louisville	2	0
Marquette	2	0
Notre Dame	20	2
Pittsburgh	4	0
Providence	3	0
Rutgers	18	3
St. John's	1	0
Villanova	1	0
TOTAL	80	22

BIG SKY CONFERENCE

Montana	2	0
TOTAL	2	0

BIG SOUTH CONFERENCE

Liberty	1	0
Longwood	1	0
Radford	1	0
Winthrop	2	1
TOTAL	5	1

BIG TEN CONFERENCE

Illinois	7	0
Indiana	1	0
Iowa	2	1
Michigan State	2	1
Minnesota	1	0
Nebraska	2	0
Northwestern	3	0
Ohio State	9	1
Penn State	8	1
Purdue	7	1
Wisconsin	5	0
TOTAL	47	5

BIG 12 CONFERENCE

Baylor	2	4
Kansas	3	0
Kansas State	4	0
Oklahoma	4	1
Oklahoma State	1	0
Texas	21	12
TCU	4	0
Texas Tech	6	0
West Virginia	6	0
TOTAL	51	17

BIG WEST CONFERENCE

Fullerton State	1	0
Long Beach State	3	3
TOTAL	4	3

COLONIAL ATHLETIC ASSOCIATION

George Mason	1	0
Georgia State	1	0
James Madison	2	0
Old Dominion	36	9
TOTAL	40	9

CONFERENCE USA

East Carolina	2	0
Marshall	3	0
Memphis	26	1
UAB	2	0
TOTAL	33	1

HORIZON LEAGUE

Wisconsin-Green Bay	1	0
Youngstown State	2	0
TOTAL	3	0

IVY LEAGUE

Princeton	1	0
TOTAL	1	0

METRO ATLANTIC ATHLETIC CONFERENCE

Manhattan	1	0
Marist	1	0
TOTAL	2	0

MID-AMERICAN CONFERENCE

Akron	1	0
Ball State	0	1
Miami (Ohio)	1	0
Northern Illinois	3	0
Toledo	1	0
Western Michigan	2	0
TOTAL	8	1

MID-EASTERN ATHLETIC CONFERENCE

Florida A&M	1	0
North Carolina A&T	1	0
South Carolina State	2	0
TOTAL	4	0

MISSOURI VALLEY CONFERENCE

Drake	1	0
Illinois State	2	0
Southern Illinois	2	0
(SW) Missouri State	1	0
TOTAL	6	0

MOUNTAIN WEST CONFERENCE

UNLV	1	0
TOTAL	1	0

OHIO VALLEY CONFERENCE

Austin Peay	6	0
Belmont	3	6
Eastern Illinois	1	0
Eastern Kentucky	8	1
Tennessee-Martin	14	2
Tennessee State	2	0
Tennessee Tech	16	12
Tennessee Tech JV	1	0
TOTAL	51	21

PACIFIC-12 CONFERENCE

Arizona	3	0
Arizona State	3	0
Colorado	3	1
Oregon	1	0
Oregon State	2	0
Southern California	8	7
Stanford	22	7
UCLA	18	1
Washington	1	0
Washington State	1	0
TOTAL	62	16

PATRIOT LEAGUE

Army	2	0
Colgate	1	0
TOTAL	3	0

SOUTHERN CONFERENCE

Appalachian State	3	5
College of Charleston	1	0
Chattanooga	25	6
Furman	4	0
UNC Greensboro	0	2
Western Carolina	10	7
TOTAL	43	20

SOUTHLAND CONFERENCE

Lamar	1	0
-------	---	---

Oral Roberts	1	0
Stephen F. Austin	3	3
TOTAL	5	3

SOUTHWESTERN ATHLETIC CONFERENCE

Alabama State	1	0
Grambling State	1	0
Jackson State	1	0
TOTAL	3	0

SUN BELT CONFERENCE

Florida Atlantic	2	0
Florida International	1	0
Louisiana-Monroe	0	1
Middle Tennessee St	19	0
Western Kentucky	7	1
TOTAL	29	2

WEST COAST CONFERENCE

Brigham Young	1	0
Gonzaga	3	0
Pepperdine	1	0
Portland	2	0
San Francisco	2	0
Santa Clara	1	0
St. Mary's (Calif.)	1	0
TOTAL	11	0

WESTERN ATHLETIC CONFERENCE

Louisiana Tech	24	17
San Jose State	1	0
TOTAL	25	17

NCAA DIVISION II

Anderson (S.C.)	2	0
Carson-Newman	14	2
Cheyney	1	0
Delta State	4	2
Edinboro	0	1
Hawaii Pacific	1	0
Mars Hill	1	0
Puerto Rico-Mayaguez	1	0
Tusculum	1	0
Valdosta State	3	1
Virginia State	0	1
TOTAL	28	7

NCAA DIVISION III

Immaculata	1	0
Montclair State	0	1
Roanoke	1	0
TOTAL	2	1

NAIA

Cumberland (Tenn.)	2	0
Milligan	5	0
Shorter	1	0
Union (Tenn.)	0	3
TOTAL	8	3

NJCAA

Chattanooga State	1	0
Gulf Coast	2	0
Walters State	1	0
TOTAL	4	0

- note exhibition games not counted in totals

SERIES RECORDS

DATE	AP RANK UT/OPP	ESPN RANK UT/OPP	SITE	W/L	SCORE
AIX-EN-PROVENCE (FRANCE)					N/A
8/20/1999			A91	W-ex	66-57

AKRON					1-0
12/18/1997	1/nr	1/nr	N81	W	98-63

ALABAMA 45-2

1/22/1977	12/nr		H	W	83-57
2/11/1978	3/nr		A	W	72-53
1/17/1979	4/nr		H	W	85-52
1/10/1980	5/nr		A	W	88-68
11/28/1980	3/nr		N29	W	74-62
1/30/1981	10/nr		N31	L	71-77
2/8/1981	11/nr		H	W	68-54
3/4/1983	8/nr		H	W	91-73
3/3/1984	10/17		N40	L	66-85
3/23/1984	15/12		H	W	65-58
1/18/1986	12/nr	13/nr	H	W	89-71
2/25/1987	8/nr	8/nr	A	W	108-77
1/23/1988	4/nr	4/nr	H	W	97-70
2/26/1989	2/nr	2/nr	A	W	81-65
3/4/1989	2/nr	2/nr	N51	W	89-61
2/24/1990	4/nr	4/nr	H	W	80-65
1/9/1991	4/nr	3/nr	A	W	86-61
1/26/1992	4/24	4/24	H	W	82-72
1/23/1993	2/nr	2/nr	A	W	86-74
2/5/1994	2/15	2/15	H	W	85-69
3/6/1994	1/16	1/15	N65	W	72-56
2/5/1995	2/16	2/13	A	W	95-44
3/5/1995	2/16	2/15	N65	W	84-70
1/28/1996	4/18	5/17	H	W	81-69
3/4/1996	4/10	4/10	N65	W	64-60
1/26/1997	8/4	9/4	A	W	63-60
2/1/1998	1/nr	1/nr	H	W	73-66
3/1/1998	1/20	1/19	N82	W	67-63
1/31/1999	1/23	1/21	A	W	85-73
2/27/1999	2/24	2/nr	N65	W	80-69
2/6/2000	4/nr	4/nr	H	W	65-47
2/4/2001	3/nr	3/nr	A	W	97-75
3/2/2001	1/nr	1/nr	N94	W	82-52
1/20/2002	2/nr	3/nr	H	W	82-57
1/16/2003	5/nr	5/nr	A	W	88-45
1/18/2004	5/nr	5/nr	H	W	72-51
2/27/2005	5/nr	5/nr	A	W	94-81
1/29/2006	1/nr	3/nr	H	W	89-54
2/19/2006	5/nr	5/nr	A	W	82-65
1/3/2007	4/nr	4/nr	H	W	72-36
1/28/2007	4/nr	4/nr	A	W	80-51
2/21/2008	3/nr	3/nr	A	W	85-58
2/12/2009	15/nr	18/nr	H	W	80-61
3/5/2009	19/nr	24/nr	N107	W	68-49
2/18/2010	5/nr	5/nr	A	W	74-67
1/6/2011	5/nr	6/nr	H	W	110-45
1/26/2012	7/nr	9/nr	A	W	86-56

ALABAMA-BIRMINGHAM 2-0

1/2/1983	12/nr		H	W	78-66
12/1/1995	3/nr	2/nr	N70	W	77-42

ALABAMA STATE 1-0

3/22/2003	4/nr	4/nr	H	W	95-43
-----------	------	------	---	---	-------

ANDERSON JC 2-0

2/15/1975			N1	W	78-66
2/19/1977	12/nr		N1	W	77-50

APPALACHIAN STATE 3-5

2/28/1969			N2	L	50-58 (OT)
3/1/1969			N2	L	33-35 (OT)
2/7/1970			A	L	*
3/4/1970			H	*	*
2/17/1973			N1	L	57-67
2/14/1975			N1	W	94-69
3/11/1976			N14	L	71-88

DATE	AP RANK UT/OPP	ESPN RANK UT/OPP	SITE	W/L	SCORE
2/18/1977	12/nr		N1	W	82-65
3/13/1999	2/nr	2/nr	H	W	113-54

ARGENTINEAN NATIONAL TEAM N/A

6/18/1987			N53	W-ex	88-44
-----------	--	--	-----	------	-------

ARIZONA 3-0

12/7/1993	1/nr	1/nr	A	W	65-63
1/2/1995	1/nr	1/nr	H	W	109-57
3/20/2000	2/21	2/20	H	W	75-60

ARIZONA STATE 3-0

12/27/2000	2/nr	2/nr	N97	W	67-63
11/19/2006	5/11	4/11	A	W	83-74
11/21/2010	4/nr	4/nr	H	W	80-64

ARKANSAS 23-2

2/29/1992	2/nr	2/nr	H	W	105-59
2/27/1993	1/nr	1/nr	A	W	72-55
1/2/1994	1/nr	1/nr	H	W	89-67
2/7/1995	2/20	2/23	A	W	87-67
1/17/1996	6/20	5/20	H	W	78-66
12/29/1996	6/22	6/24	A	L	75-77
1/1/1998	1/25	1/nr	H	W	88-58
3/27/1998	1/nr	1/nr	N84	W	86-58
12/17/1998	2/nr	2/nr	A	W	82-62
1/10/2000	2/nr	2/nr	H	W	79-69
1/7/2001	2/nr	2/nr	A	W	76-61
2/7/2002	3/nr	4/nr	H	W	93-65
1/30/2003	4/12	4/nr	A	W	92-79
1/8/2004	5/nr	5/nr	H	W	83-44
2/26/2004	2/nr	2/nr	A	W	93-71
1/13/2005	8/nr	10/nr	H	W	72-54
2/20/2005	6/nr	6/nr	A	W	84-71
2/5/2006	5/nr	5/nr	H	W	77-37
2/22/2007	2/nr	2/nr	A	W	75-68 (OT)
1/24/2008	2/nr	2/nr	H	W	98-55
1/22/2009	10/nr	12/nr	A	W	76-67
2/4/2010	5/nr	5/nr	H	W	74-57
1/30/2011	5/nr	6/nr	A	W	72-53
1/8/2012	6/nr	7/nr	A	W	69-38
2/23/2012	10/nr	9/nr	H	L	71-72 (OT)

ARMY 2-0

11/30/2002	4/nr	5/nr	N105	W	96-44
3/19/2006	6/nr	6/nr	N118	W	102-54

ARVIKA (SWEDEN) N/A

11/13/1989			H	W-ex	97-54
------------	--	--	---	------	-------

ATHLETES IN ACTION N/A

11/21/1990			H	W-ex	96-64
11/22/1992			H	L-ex	68-70
11/18/1993			H	W-ex	76-73
11/17/1994			H	W-ex	78-65
11/16/2000			H	W-ex	108-78
11/18/2003			H	W-ex	88-64

AUBURN 36-10

2/9/1980	5/nr		H	W	72-61
3/6/1983	10/15		H	W	83-75
3/4/1985	15/9	24/10	N44	W	63-60
2/8/1986	10/11	12/13	H	L	60-66
1/14/1987	2/3	2/3	A	L	69-75
3/6/1987	8/2	8/2	N51	L	96-102
3/21/1987	7/2	7/2	H	W	77-61
1/9/1988	4/2	4/3	H	L	68-71
3/7/1988	3/1	2/1	N51	W	73-70
1/6/1989	1/3	1/3	A	L	59-67
3/6/1989	2/1	2/1	N51	W	66-51
4/2/1989	1/2	1/2	N55	W	76-60
2/3/1990	5/14	6/14	H	W	76-65
3/5/1990	3/11	3/11	N51	L	77-78
1/19/1991	2/10	2/10	A	L	65-70

GENERAL

STAFF

PLAYERS

REVIEW

HISTORY

FACILITIES

NCAA

SEC

RECORDS

MEDIA INFO



RECORDS

SERIES RECORDS

DATE	AP RANK UT/OPP	ESPN RANK UT/OPP	SITE	W/L	SCORE
3/3/1991	4/5	4/5	N51	W	70-62
3/23/1991	4/6	3/6	H	W	69-65
1/30/1992	4/nr	4/nr	H	W	69-54
1/12/1993	2/9	2/8	A	W	70-59
1/15/1994	1/21	1/20	H	W	58-46
1/14/1995	1/nr	1/nr	A	W	68-43
2/18/1996	5/20	5/18	H	W	72-67 (OT)
2/15/1997	8/nr	9/nr	A	W	76-63
3/2/1997	8/nr	11/nr	N65	L	59-61
2/14/1998	1/nr	1/nr	H	W	79-63
2/14/1999	1/17	1/21	A	W	71-63
2/27/2000	2/11	3/14	H	W	76-61
2/25/2001	1/nr	1/nr	A	W	63-49
1/10/2002	2/19	3/22	H	W	71-50
1/27/2002	2/22	2/22	A	W	66-53
1/12/2003	5/nr	5/nr	H	W	81-72
2/16/2003	3/nr	3/nr	A	W	59-56
3/7/2003	3/nr	3/nr	N107	W	66-51
2/1/2004	1/22	1/25	H	W	68-61 (OT)
1/20/2005	7/nr	9/nr	A	W	81-71
3/4/2005	5/nr	4/nr	N114	W	64-54
2/23/2006	5/nr	5/nr	H	W	81-56
3/3/2006	8/nr	9/nr	N107	W	77-45
2/8/2007	3/nr	3/nr	A	W	72-62
1/10/08	2/22	2/20	H	W	85-52
1/25/2009	10/6	12/5	A	L	68-82
3/7/2009	19/6	24/5	N107	L	58-78
1/28/2010	5/nr	5/nr	H	W	85-56
1/23/2011	5/nr	6/nr	A	W	73-53
1/1/2012	7/nr	8/nr	A	W	73-52
2/5/2012	8/nr	8/nr	H	W	82-61

AUSTIN PEAY					6-0
1/12/1974			H7	W	66-42
2/28/1974			N10	W	55-35
1/16/1976			A	W	65-53
11/15/1996	4/nr	4/nr	H74	W	80-59
3/16/2001	3/nr	3/nr	H	W	80-38
3/20/2010	3/nr	3/nr	H	W	75-42

AUSTRALIAN INSTITUTE OF SPORT					N/A
11/23/1987			H	W-ex	93-77
11/22/1994			H	W-ex	106-57

BALL STATE					0-1
3/22/2009	18/nr	23/nr	N45	L	55-71

BAYLOR					2-4
3/28/2004	2/15	3/17	N112	W	71-69
11/15/2009	8/7	9/4	H	W	74-65
3/27/2010	3/14	3/18	N127	L	62-77
12/14/2010	6/3	6/2	A	L	54-65
11/27/2011	6/1	7/1	H	L	67-76
3/26/2012	9/1	7/1	N129	L	58-77

BELMONT					3-6
1/27/1970			A	L	61-64
1/31/1970			H	L	28-38
1/25/1974			H	W	63-51
2/18/1975			A	L	80-102
1/17/1976			A	L	45-77
2/17/1976			H	L	71-79
11/30/1976	nr/nr		HG	W	78-63
1/28/1977	10/nr		A	L	59-60
3/1/1979	8/nr		H	W	94-53

BOSTON COLLEGE					3-0
3/15/1999	2/nr	2/nr	H	W	89-62
12/6/2000	2/nr	2/21	H	W	72-57
12/5/2001	2/nr	2/nr	A	W	75-66

BRAZILIAN NATIONAL TEAM					N/A
6/20/1987			A53	L-ex	68-105

DATE	AP RANK UT/OPP	ESPN RANK UT/OPP	SITE	W/L	SCORE
BRIGHAM YOUNG					1-0
3/23/2002	6/nr	6/nr	N102	W	68-57

BULGARIAN NATIONAL TEAM					N/A
8/14/2003			N110	L-ex	67-69

BULGARIAN NATIONAL B TEAM					N/A
11/23/1993			H	W-ex	89-75

CARSON-NEWMAN					14-2
2/26/1920			H	L	13-14
2/16/1923			H	W	23-7
1/10/1925			H	W	38-30
2/9/1925			A	L	16-36
1/29/1969			A	W	53-49
2/13/1969			A	W	63-44
2/9/1971			H	W	46-33
2/23/1971			H	*	*
2/26/1971			HP	W	52-37
1/25/1972			H	W	51-45
2/15/1972			A	W	71-41
2/25/1972			H	W	45-39
2/24/1973			N4	W	56-50
1/12/1974			H7	W	55-41
1/22/1974			A	W	57-25
2/22/1974			A9	W	59-41
2/28/1975			N12	W	74-73
11/7/2004			H	W-ex	105-47
11/10/2005			H	W-ex	101-55
11/1/2006			H	W-ex	104-49
11/6/2007			H	W-ex	91-30
11/6/2008			H	W-ex	135-55
11/5/2009			H	W-ex	124-34
11/21/2010			H	W-ex	110-66
11/1/2011			H	SW-ex	105-40

CENTENARY (TENN.)					1-0
2/18/1925			A	W	54-10

CENTRAL HIGH SCHOOL					3-1
2/16/1907			H	W	28-0
1/18/1908			*	W	*
2/4/1909			H	W	28-8
12/16/1909			H	L	1-21

COLLEGE OF CHARLESTON					1-0
2/18/1977			N1	W	91-70

CHATTANOOGA					25-6
2/8/1924			H	W	19-4
2/17/1925			A	W	39-16
1/9/1926			H	W	45-8
2/11/1926			A	W	45-15
2/4/1971			A	L	52-60
2/26/1971			HP	L	47-53
3/5/1971			N3	L	22-46
2/8/1972			A	W	58-48
2/26/1972			H	L	49-50
2/26/1972			H	W	56-53
3/3/1972			H	L	52-56
1/26/1973			H	L	55-58
2/24/1973			N4	W	55-51
1/25/1975			N4	W	77-73
2/22/1975			H	W	90-78
2/28/1975			N12	W	112-88
1/31/1976			H	W	96-62
2/28/1976			A	W	67-66
1/18/1980	5/nr		A	W	73-53
2/29/1980	4/nr		N10	W	71-63
12/4/1980	3/nr		H	W	90-56
12/5/1984	16/nr		H	W	78-54
11/16/2001	2/nr	2/nr	A	W	97-57
11/23/2003	3/nr	3/nr	H	W	83-52
11/19/2004	1/nr	1/nr	A	W	68-34

SERIES RECORDS

DATE	AP RANK UT/OPP	ESPN RANK UT/OPP	SITE	W/L	SCORE
11/21/2005	2/nr	1/nr	H	W	92-50
11/12/2006	5/nr	5/nr	H	W	102-72
11/11/2007	1/nr	1/nr	H	W	76-56
11/21/2008	5/nr	13/nr	A	W	66-63
11/15/2010	4/nr	4/nr	H	W	103-43
1/3/12	6/nr	7/nr	H	W	90-47

CHATTANOOGA STATE CC 1-0					
1/29/1976			H	W	114-51

CHEYNEY 1-0					
3/30/1984	15/9		N41	W	82-73

CINCINNATI 0-3					
2/22/1924			H	L	9-29
2/26/1924			A	L	23-54
11/26/1984	12/nr		H	L	69-72

CLEMSON 11-1					
12/17/1976	19/nr		N15	W	87-61
3/10/1977	10/nr		N3	W	84-46
11/28/1977	1/nr		H	W	88-70
11/29/1978	1/nr		A	W	75-66
3/8/1979	8/nr		H	W	89-61
2/18/1980	4/16		H	W	89-72
3/5/1980	3/16		H	W	95-79
1/21/1981	7/nr		A	L	64-72
1/21/1982	nr/nr		H	W	91-60
3/22/1990	4/nr	5/19	N32	W	80-62
3/19/1994	1/nr	1/nr	H	W	78-66
11/24/2000	2/nr	2/nr	N96	W	86-58

COLGATE 1-0					
3/20/2004	2/nr	3/nr	N111	W	77-54

COLORADO 3-1					
12/8/1981	10/nr		A	L	60-78
12/20/1993	1/7	1/7	H	W	86-82 (OT)
12/17/1994	1/8	1/8	A	W	78-72
3/22/1997	10/18	11/21	N48	W	75-67

CONNECTICUT 9-13					
1/16/1995	1/2	1/2	A	L	66-77
4/2/1995	3/1	2/1	N16	L	64-70
1/6/1996	4/2	4/2	H	L	53-59
3/29/1996	4/2	4/3	N73	W	88-83 (OT)
1/5/1997	8/1	8/1	A77	L	57-72
3/24/1997	10/1	11/1	N48	W	91-81
1/3/1998	1/3	1/3	H	W	84-69
1/10/1999	2/1	2/1	A	W	92-81
1/8/2000	2/1	2/1	H	L	67-74
2/2/2000	4/1	4/1	A77	W	72-71
4/2/2000	2/1	2/1	N95	L	52-71
12/30/2000	2/1	2/1	A	L	76-81
2/1/2001	3/2	3/2	H	W	92-88
1/5/2002	2/1	2/1	H	L	72-86
3/29/2002	6/1	6/1	N103	L	55-79
1/4/2003	5/3	5/2	A	L	62-63 (OT)
4/8/2003	4/1	4/2	N108	L	68-73
2/5/2004	1/4	1/3	H	L	67-81
4/6/2004	2/6	3/6	N113	L	61-70
1/8/2005	10/15	10/14	A	W	68-67
1/7/2006	1/7	1/7	H	W	89-80
1/6/2007	4/5	4/5	A	W	70-64

COPENHAGEN (DENMARK) N/A					
1/2/1992			N62	W-ex	98-44

CUMBERLAND (KY.) 5-0					
3/10/1922			A	W	28-19
2/9/1923			H	W	28-14
2/27/1924			A	W	48-24
1/14/1926			H	W	47-12

DATE	AP RANK UT/OPP	ESPN RANK UT/OPP	SITE	W/L	SCORE
1/10/1973			H	W	64-25

CUMBERLAND (TENN.) 2-0					
2/12/1972			H	W	52-35
2/21/1976			H	W	90-42

DALHOUSIE (CANADA) N/A					
11/6/2005			H	W-ex	131-40

DAYTON 2-0					
12/4/1986	3/nr	3/nr	H	W	66-40
3/22/2010	3/nr	3/nr	H	W	92-64

DELTA STATE 4-2					
12/17/1976	19/1		N15	L	63-74
3/25/1977	5/1		N16	L	58-62
1/5/1978	3/2		H	W	94-74
12/28/1978	5/7		N23	W	67-63
1/9/1979	4/7		A	W	85-73
2/6/1979	6/15		H	W	73-57
11/9/2009			H	W-ex	79-46

DEPAUL 20-0					
2/13/1991	4/nr	4/nr	H	W	105-43
1/10/1992	3/nr	3/nr	A	W	70-62
1/21/1993	2/21	2/21	H	W	60-48
1/29/1994	2/nr	2/nr	A	W	66-56
2/14/1995	2/nr	2/nr	H	W	85-54
12/20/1995	4/nr	4/nr	A	W	76-68
1/28/1997	9/nr	9/nr	H	W	94-83
1/20/1998	1/nr	1/nr	A	W	125-46
12/3/1998	3/nr	3/nr	H	W	89-47
12/17/1999	2/nr	2/nr	A	W	100-66
11/18/2000	2/nr	2/nr	H	W	94-52
12/19/2001	2/nr	2/nr	A	W	80-66
1/14/2003	5/25	5/24	H	W	76-57
12/17/2003	2/nr	2/nr	A	W	96-89 (OT)
3/22/2004	2/nr	3/25	N111	W	79-59
12/12/2004	9/15	9/15	H	W	78-63
1/2/2008	3/15	3/15	A	W	102-68
11/30/2008	9/nr	12/nr	H	W	88-67
12/11/2011	7/20	8/21	N87	W	84-61
3/19/2012	9/rv	7/23	A	W	63-48

DRAKE 1-0					
3/18/2007	3/nr	4/nr	N120	W	76-37

DUKE 5-6					
12/6/1998	3/16	3/16	N86	W	74-60
3/22/1999	2/10	2/11	N25	L	63-69
12/27/2001	2/9	2/9	N100	W	89-68
11/24/2002	2/1	2/1	N104	L	55-76
4/6/2003	4/2	4/1	N108	W	66-56
1/24/2004	2/1	2/1	A	W	72-69
12/2/2004	4/10	5/9	H	L	57-59
1/23/2006	1/2	1/2	A	L	53-75
1/22/2007	4/1	4/1	H	L	70-74
1/28/2008	2/9	2/10	A	W	67-64
2/16/2009	13/7	18/10	H	L	54-62

EAST CAROLINA 2-0					
2/15/1975			N1	W	82-81
11/24/1985	9/nr	11/nr	H	W	74-56

EAST TENNESSEE STATE 18-2-1					
1/31/1924			H	L	16-22
2/2/1925			A	T	25-25
2/20/1926			H	W	50-16
2/1/1969			H	W	40-32
2/12/1971			A	L	56-62
2/27/1971			HP	W	54-45
2/4/1972			H	W	78-56
2/6/1973			A	W	54-44

GENERAL

STAFF

PLAYERS

REVIEW

HISTORY

FACILITIES

NCAA

SEC

RECORDS

MEDIA INFO



RECORDS

SERIES RECORDS

DATE	AP RANK UT/OPP	ESPN RANK UT/OPP	SITE	W/L	SCORE
2/11/1974			H	W	55-36
2/23/1974			N9	W	54-41
1/18/1975			H	W	80-36
1/25/1975			A	W	85-72
2/21/1975			H	W	97-41
1/24/1977	12/nr		H	W	100-57
2/3/1977	12/nr		A	W	102-46
1/3/1979	5/nr		A	W	82-59
2/5/1980	5/nr		H	W	90-48
1/17/1981	7/nr		A	W	81-66
2/28/1981	4/nr		N3	W	75-48
1/8/1986	11/nr	12/nr	H	W	98-39
12/22/2010	5/nr	6/nr	H	W	102-53

EASTERN ILLINOIS					1-0
12/7/1985	11/nr	14/nr	N46	W	75-69

EASTERN KENTUCKY					8-1
2/10/1973			HP	W	53-42
1/15/1974			H	W	51-41
2/25/1975			A	W	100-70
2/11/1976			H	L	68-89
2/12/1977	12/nr		A	W	84-70
2/22/1978	1/nr		H	W	90-67
11/27/1978	1/nr		A	W	91-67
12/19/1987	3/nr	4/nr	H	W	115-40
2/24/1993	1/nr	1/nr	A	W	95-58

EDINBORO					0-1
1/10/1976			H	L	68-70

FARRAGUT SCHOOL					0-4
2/18/1905			A	L	8-14
2/25/1905			H	L	6-10
1/27/1906			H	L	2-15
2/14/1908			A	L	4-15

FLORIDA					44-3
2/8/1980	5/nr		H	W	118-44
11/28/1981	2/nr		A	W	85-73
2/1/1982	nr/nr		H	W	83-67
1/23/1983	8/nr		A	W	94-62
2/2/1983	8/nr		H	W	70-69
1/8/1984	8/nr		A	W	78-70
1/31/1984	9/nr		H	W	69-49
1/21/1985	nr/nr		H	W	69-61
2/10/1985	nr/nr	24/nr	A	W	83-74
2/2/1986	10/nr	15/nr	H	W	82-60
1/17/1987	2/nr	2/nr	A	W	90-72
2/21/1988	3/nr	3/nr	H	W	108-53
2/18/1989	3/nr	3/nr	A	W	85-52
2/17/1990	4/nr	4/nr	H	W	75-42
3/3/1990	3/nr	3/nr	N51	W	81-56
1/16/1991	2/nr	2/nr	A	W	71-70 (OT)
2/22/1992	2/nr	4/nr	H	W	90-69
2/21/1993	1/nr	1/nr	A	W	88-75
12/18/1993	1/nr	1/nr	H	W	84-69
2/1/1995	2/14	2/15	A	W	76-69
1/2/1996	4/21	4/17	H	W	87-67
3/3/1996	5/18	5/17	N65	W	74-63
1/21/1997	8/19	9/nr	A	L	62-71
1/10/1998	1/12	1/14	H	W	99-60
1/21/1999	1/21	1/19	A	W	77-64
2/26/1999	2/nr	2/nr	N65	W	92-80
2/13/2000	2/nr	3/nr	H	W	97-78
3/3/2000	2/nr	3/nr	N65	W	91-79
2/11/2001	2/6	2/9	A	W	103-73
1/3/2002	2/15	2/16	A	W	88-64
1/31/2002	2/12	2/15	H	W	86-66
1/19/2003	5/nr	5/nr	A	W	94-53
2/9/2003	3/nr	3/nr	H	W	79-40
2/19/2004	3/nr	3/nr	H	W	88-79
2/3/2005	5/nr	5/nr	A	W	91-82 (OT)
2/26/2006	5/nr	5/nr	H	L	93-95 (OT)
1/11/2007	4/nr	4/nr	A	W	80-58

DATE	AP RANK UT/OPP	ESPN RANK UT/OPP	SITE	W/L	SCORE
2/28/2008	3/nr	3/nr	H	W	88-61
3/7/2008	3/nr	3/nr	N101	W	92-61
2/8/2009	12/11	17/13	A	L	57-66
3/6/2009	19/21	24/18	N107	W	71-67
1/14/2010	4/nr	4/nr	A	W	66-64
2/14/2010	5/nr	5/nr	H	W	83-44
1/13/2011	5/nr	6/nr	A	W	83-40
2/10/2011	4/nr	4/nr	H	W	61-39
3/4/2011	4/nr	4/nr	N128	W	92-75
2/26/2012	10/nr	9/nr	H	W	75-59

FLORIDA A&M					1-0
3/16/1995	3/nr	2/nr	H	W	96-59

FLORIDA ATLANTIC					2-0
2/14/1990	4/nr	4/nr	H	W	95-73
1/21/1992	4/nr	4/nr	H	W	108-26

FLORIDA INTERNATIONAL					1-0
3/18/1995	3/nr	2/nr	H	W	70-44

FLORIDA STATE					2-0
2/8/1985	nr/nr	24/nr	A	W	67-56
1/26/1986	11/nr	11/nr	H	W	89-43

FORDHAM					1-0
3/17/1979	6/nr		A24	W	76-54

FRENCH NATIONAL TEAM					N/A
11/21/1988			H	W-ex	81-54

FTC-DIEGO BUDAPEST					N/A
11/2/1999			H	W-ex	82-63

FULLERTON STATE					1-0
12/16/1979	3/nr		A	W	88-57

FURMAN					4-0
2/16/1973			N1	W	71-43
2/15/1974			N1	W	68-39
2/12/1976			N1	W	73-50
3/18/2000	2/nr	2/nr	H	W	90-38

GEORGE MASON					1-0
12/6/1997	1/nr	1/nr	N80	W	93-61

GEORGETOWN					0-1
11/27/2010	4/12	4/13	N117	L	58-69

GEORGE WASHINGTON					10-0
12/29/1992	1/nr	1/nr	N64	W	73-53
11/27/2001	2/22	2/21	A	W	88-57
11/26/2002	4/21	5/24	H	W	83-61
12/30/2003	5/nr	5/nr	A	W	65-51
11/23/2004	1/nr	1/nr	H	W	71-41
12/7/2005	1/nr	1/nr	A	W	59-43
3/21/2006	6/nr	6/nr	N118	W	66-53
12/7/2006	6/21	5/19	H	W	85-62
12/8/2008	7/nr	9/nr	A	W	71-59
12/1/2009	6/nr	5/nr	H	W	93-53

GEORGIA					44-15
2/15/1969			N1	W	38-26
12/17/1980	6/nr		N30	W	73-68 (OT)
1/17/1982	nr/13		A	L	63-66
2/11/1982	20/15		H	W	65-52
2/27/1982	8/18		N6	W	55-44
1/16/1983	8/9		A	W	74-54
2/12/1983	6/10		H	W	73-59
3/5/1983	8/12		H	L	65-71
3/27/1983	9/8		N37	L	63-67
1/22/1984	11/4		H	W	64-59

SERIES RECORDS

DATE	AP RANK UT/OPP	ESPN RANK UT/OPP	SITE	W/L	SCORE
2/19/1984	10/4		A	L	65-84
3/25/1984	15/3		H	W	73-61
12/9/1984	15/3		A	L	72-78
2/2/1985	nr/5	20/5	H	L	56-72
1/29/1986	11/2	15/2	A	L	74-84
3/20/1986	15/2	5/4	N48	W	85-82
1/24/1987	3/12	3/13	H	W	78-72
1/31/1988	4/13	4/12	A	W	82-79
3/6/1988	3/17	2/17	N51	W	82-76
1/29/1989	2/5	2/4	H	W	78-64
1/28/1990	5/4	3/7	A	L	76-81
3/4/1990	3/6	3/6	N51	W	73-54
1/28/1991	3/4	4/5	H	L	74-81
2/15/1992	3/nr	3/nr	A	W	55-51
3/9/1992	2/24	2/nr	N51	W	73-66
2/14/1993	1/nr	1/nr	H	W	71-68
3/6/1993	1/nr	2/21	N65	L	72-73
2/27/1994	1/nr	1/nr	A	W	75-59
3/5/1994	1/nr	1/nr	N65	W	86-72
2/25/1995	2/9	2/9	H	W	83-61
4/1/1995	3/12	2/12	N16	W	73-51
1/8/1996	4/7	4/9	A	L	71-77
3/31/1996	4/5	4/5	N73	W	83-65
12/8/1996	4/5	4/5	H	L	93-94 (OT)
1/14/1998	1/19	1/19	A	W	96-71
1/28/1998	1/17	1/17	H	W	102-43
1/14/1999	1/4	1/4	H	W	102-69
1/28/1999	1/4	1/4	A	W	95-79
2/28/1999	2/14	2/12	N65	W	85-69
1/17/2000	2/7	2/7	A	L	51-78
1/18/2001	2/4	2/4	H	W	85-69
2/10/2002	3/22	4/21	A	W	52-50
3/1/2002	3/24	3/24	N101	W	81-67
2/20/2003	3/13	3/16	H	W	87-60
2/12/2004	3/19	3/17	A	W	70-67
3/6/2004	1/20	1/16	N101	L	66-68 (OT)
1/31/2005	5/18	5/19	H	W	77-70
1/12/2006	1/13	1/17	H	W	94-85
2/16/2006	5/13	5/13	A	W	58-55
3/4/2006	8/12	9/12	N107	W	89-79
1/14/2007	4/15	4/15	A	W	52-41
2/5/2007	3/9	3/14	H	W	73-57
3/2/2008	3/22	3/20	A	W	72-63
2/5/2009	12/nr	17/nr	H	W	73-43
1/21/2010	3/8	3/8	A	L	50-53
2/21/2011	4/22	4/rv	H	W	77-44
3/5/2011	4/nr	4/nr	N128	W	82-58
1/5/2012	6/16	7/15	H	W	80-51
1/29/2012	7/17	9/15	A	W	67-50

GEORGIA STATE					1-0
3/15/2002	6/nr	6/nr	H	W	98-68

GEORGIA TECH					4-0
2/2/1987	5/nr	3/nr	H	W	100-74
1/11/1988	4/nr	4/nr	A	W	96-79
2/15/1989	3/nr	3/nr	H	W	88-71
11/26/2010	4/nr	4/nr	N117	W	66-42

GONZAGA					3-0
11/25/2005	2/nr	1/nr	N117	W	79-65
12/16/2007	1/nr	1/nr	H	W	96-73
12/30/2008	8/nr	12/nr	A	W	77-58

GRAMBLING STATE					1-0
3/15/1997	10/nr	11/nr	H	W	91-54

GREEK NATIONAL TEAM					N/A
8/13/2003			A110	L-ex	79-85
8/16/2003			A110	W-ex	59-50

HAWAII PACIFIC					1-0
12/20/1985	13/nr	14/nr	A	W	130-38

HIWASSEE JC					1-0
1/28/1974			N8	W	61-31

HOUSTON JAGUARS					N/A
11/5/2006			H	W-ex	101-51

HUNGARIAN NATIONAL TEAM					N/A
11/13/1983			H	W-ex	94-80

ILLINOIS					7-0
11/27/1985	9/nr	11/nr	H	W	71-57
1/3/1988	3/20	4/20	A	W	93-59
11/25/1988	1/nr	1/nr	N56	W	81-50
1/2/1990	5/nr	7/nr	H	W	84-57
12/21/1990	9/nr	8/nr	A	W	85-52
12/12/1997	1/5	1/5	H61	W	78-68
11/25/2000	2/21	2/21	N96	W	111-62

ILLINOIS STATE					2-0
1/10/1981	9/nr		H	W	64-52
3/21/1981	2/nr		H	W	78-63

IMMACULATA					1-0
3/26/1977	5/2		N16	W	91-71

INDIANA					1-0
11/27/1987	1/nr	3/nr	N54	W	91-52

IOWA					2-1
3/16/1986	15/14	16/14	H	W	73-68
11/30/1986	3/8	3/9	A49	W	74-56
3/27/1993	2/4	2/4	A48	L	56-72

JACKSON STATE					1-0
3/13/1982	10/nr		H	W	72-56

JAMES MADISON					2-0
3/8/1974			A11	W	74-43
3/24/1988	1/14	3/15	N32	W	72-52

KANSAS					3-0
3/23/1996	4/20	4/22	N72	W	92-71
1/17/1996	4/12	4/13	H74	W	79-60
3/24/2012	9/nr	7/nr	N129	W	84-73

KANSAS STATE					4-0
3/24/1977	5/20		N16	W	81-69
3/15/1980	2/14		H	W	84-64
1/7/1982	20/nr		H	W	83-68
12/6/1985	11/nr	14/nr	N46	W	68-56

KENTUCKY					49-8
1/24/1976			N13	W	70-67
11/13/1976			H	W	107-53
1/7/1977	16/18		A	W	82-57
1/28/1978	3/nr		A	W	92-90 (20T)
2/25/1978	1/nr		H	W	99-66
3/10/1978	1/nr		N20	W	76-60
1/20/1979	4/nr		A	L	64-66
2/17/1979	6/nr		H	W	89-51
2/2/1980	6/17		A	W	91-83 (OT)
2/6/1981	11/10		H	W	81-65
3/13/1981	3/10		N32	W	58-49
1/28/1982	nr/8		H	W	81-75
2/18/1982	13/14		A	W	65-61
2/28/1982	11/13		A6	L	74-80
2/9/1983	6/4		A	W	95-85
2/27/1983	8/6		H	L	69-81
1/25/1984	11/nr		A	W	75-63
2/12/1984	6/nr		H	W	67-65
1/23/1985	nr/15	18/14	H	L	72-76 (OT)
2/13/1985	nr/19	24/16	A	W	77-66

GENERAL

STAFF

PLAYERS

REVIEW

HISTORY

FACILITIES

NCAA

SEC

RECORDS

MEDIA INFO



RECORDS

SERIES RECORDS

DATE	AP RANK UT/OPP	ESPN RANK UT/OPP	SITE	W/L	SCORE
1/24/1986	11/nr	11/24	A	L	82-96
1/11/1987	2/nr	2/nr	H	W	76-64
2/18/1988	3/nr	3/nr	A	W	99-75
3/5/1988	3/nr	2/nr	N51	W	100-66
1/21/1989	2/nr	2/nr	H	W	101-57
1/22/1990	3/nr	3/nr	A	W	76-60
1/12/1991	4/nr	3/nr	H	W	80-70
2/8/1992	4/nr	4/nr	A	W	77-52
3/8/1992	2/nr	2/nr	N51	W	94-80
2/6/1993	1/25	1/23	H	W	85-61
2/18/1994	1/nr	1/nr	A	W	95-89 (OT)
2/19/1995	2/nr	2/nr	H	W	67-41
3/4/1995	2/nr	2/nr	N65	W	74-62
1/14/1996	4/nr	5/nr	A	W	60-45
1/12/1997	9/nr	9/nr	H	W	84-61
1/18/1998	1/nr	1/nr	A	W	93-65
1/17/1999	1/nr	1/nr	H	W	98-60
1/23/2000	2/nr	2/nr	A	W	71-65
1/30/2000	4/nr	4/nr	H	W	77-48
1/21/2001	2/nr	2/nr	A	W	110-38
1/27/2001	3/nr	3/nr	H	W	83-39
2/24/2002	4/nr	4/nr	H	W	89-64
3/2/2003	3/nr	3/nr	A	W	84-69
1/29/2004	1/nr	1/nr	A	W	81-72
1/23/2005	7/nr	9/nr	H	W	67-49
1/26/2006	1/nr	3/nr	A	L	63-66
2/11/2007	3/nr	3/nr	H	W	84-62
1/17/2008	2/nr	2/nr	A	W	65-40
2/3/2008	2/nr	2/nr	H	W	79-51
1/8/2009	7/nr	11/nr	H	W	69-64
2/19/2009	13/nr	19/nr	A	L	56-66
2/25/2010	4/16	4/14	H	W	81-65
3/7/2010	4/19	4/18	N119	W	70-62
2/7/2011	4/15	4/18	A	W	73-67
3/6/2011	4/16	4/16	N128	W	90-65
1/12/2012	6/9	7/8	A	L	60-61
2/13/2012	13/7	10/7	H	W	90-59

KIEV DYNAMO					N/A
11/5/2000			H	W-ex	144-52

KNOXVILLE					1-0
1/19/1971			*	(W)*	*

KNOXVILLE HIGH SCHOOL					0-1
2/12/1910			H	L	4-6
2/25/1910			A	*	*

KNOXVILLE YWCA					2-0
3/8/1920			H	W	30-1
2/5/1926			H	W	52-16

LAMAR					1-0
12/1/2010	9/nr	8/nr	H	W	99-55

LA SALLE					1-0
3/18/1989	1/18	1/nr	H	W	91-61

LIBERTY					1-0
3/14/1998	1/nr	1/nr	H	W	102-58

LITHUANIA					N/A
11/11/1995			H	W-ex	85-49

LONG BEACH STATE					3-3
12/18/1979	3/8		N26	L	68-71
12/13/1983	9/5		A	L	51-56
3/27/1987	7/4	1/4	N52	W	74-64
12/3/1988	1/2	1/2	H	W	88-74
3/25/1989	1/7	1/7	N45	W	94-80
12/19/1989	4/8	4/8	A	L	58-62

LONGWOOD					1-0
3/9/1973			N6	W	61-43

LOUISIANA-MONROE					0-1
11/30/1984	12/nr		N43	L	53-68

LOUISIANA STATE					43-12
------------------------	--	--	--	--	--------------

12/17/1977	5/2		N15	W	72-63
1/9/1978	3/4		A	L	62-72
2/6/1978	3/1		H	W	86-68
1/24/1979	7/17		A	L	80-85 (OT)
1/29/1979	7/17		H	W	92-48
1/28/1980	4/nr		H	W	96-73
12/10/1980	3/nr		A	W	88-73
12/17/1982	9/nr		A	W	83-73
2/3/1984	9/8		H	W	82-80
2/27/1985	18/nr	24/nr	H	W	85-78
1/20/1986	11/8	13/10	H	W	60-50
3/22/1986	15/9	5/8	N48	W	67-65
2/7/1987	5/9	6/9	A	W	84-73
3/5/1987	8/14	8/15	N51	W	64-63
2/13/1988	4/nr	4/nr	H	W	89-82
2/11/1989	3/18	3/19	A	W	89-65
2/10/1990	5/14	5/16	H	W	86-60
1/21/1991	4/10	2/11	A	W	79-77
3/4/1991	3/10	4/12	N51	L	75-80
1/8/1992	3/22	3/22	H	W	85-69
3/7/1992	2/nr	2/nr	N51	W	70-65
1/7/1993	2/nr	2/nr	A	W	95-61
1/9/1994	1/nr	1/nr	H	W	91-69
1/7/1995	1/nr	1/nr	A	W	102-68
2/22/1996	5/nr	5/nr	H	W	88-75
2/22/1997	8/13	8/13	A	L	78-83
3/1/1997	8/9	11/9	N65	W	100-99 (OT)
2/22/1998	1/nr	1/nr	H	W	90-58
2/21/1999	1/24	1/24	A	L	69-72
1/6/2000	2/16	2/21	A	W	86-50
2/20/2000	2/9	3/9	H	W	80-48
1/4/2001	2/11	2/11	H	W	89-70
2/18/2001	2/13	2/12	A	W	75-73
1/13/2002	2/nr	3/nr	H	W	79-67
3/2/2002	3/nr	3/nr	N101	L	80-81
2/23/2003	3/4	3/4	A	W	68-65
3/9/2003	3/6	3/5	N107	L	62-78
2/29/2004	2/15	2/17	H	W	85-62
4/4/2004	2/19	3/19	N113	W	52-50
2/10/2005	5/1	5/1	A	L	58-68
3/6/2005	5/1	4/1	N114	W	67-65
2/9/2006	5/3	5/4	H	L	69-72
3/5/2006	8/3	9/3	N107	W	63-62
2/19/2007	2/7	2/7	A	W	56-51
3/3/2007	2/11	2/10	N119	L	54-63
2/14/2008	1/7	1/7	H	L	62-78
3/9/2008	3/7	3/6	N101	W	61-55
4/6/2008	3/6	3/5	N122	W	47-46
2/26/2009	18/nr	23/nr	A	L	63-66
1/24/2010	3/18	3/19	A	W	55-43
2/22/2010	4/20	4/nr	H	W	70-61
1/2/2011	5/nr	6/nr	A	W	73-65
2/27/2011	4/nr	4/nr	H	W	80-60
1/19/2012	9/nr	9/nr	H	W	65-56
3/4/2012	13/nr	10/nr	N101	W	70-58

LOUISIANA TECH					24-17
-----------------------	--	--	--	--	--------------

12/16/1978	1/16		N15	L	56-64
3/23/1979	3/2		N25	L	84-102
12/7/1979	4/2		H	W	73-71
12/15/1980	3/1		A	L	53-77
3/29/1981	2/1		N33	L	59-79
1/10/1982	nr/1		H	L	64-72
3/26/1982	8/1		N35	L	46-69
12/14/1982	9/2		A	L	64-80
1/18/1984	12/1		H	L	63-81
12/13/1984	15/7		A	L	57-73
2/10/1986	14/3	12/5	H	L	56-59

SERIES RECORDS

DATE	AP RANK UT/OPP	ESPN RANK UT/OPP	SITE	W/L	SCORE
2/9/1987	7/5	6/8	A	L	60-72
3/29/1987	7/3	2/1	N52	W	67-44
2/15/1988	3/5	4/2	H	W	76-74
4/1/1988	1/5	3/1	N55	L	59-68
11/27/1988	1/6	1/6	N56	W	62-61 (OT)
2/14/1989	3/2	3/2	A	W	72-65
12/9/1989	1/2	1/2	H	L	58-59
2/5/1991	5/nr	5/25	A	W	77-74
11/22/1991	1/21	1/nr	H	W	90-70
12/18/1992	1/11	1/11	A	W	83-76
12/22/1993	1/10	1/10	H	W	94-60
3/24/1994	1/6	1/7	N67	L	68-71
11/20/1994	1/3	1/2	N66	W	69-62
1/9/1995	1/3	1/3	A	W	62-56
1/22/1996	4/1	5/1	H	W	77-72
11/20/1996	3/11	2/8	N75	L	64-66
2/24/1997	8/6	11/5	A	L	80-98
11/21/1997	1/2	1/2	H	W	75-61
3/29/1998	1/4	1/4	N84	W	93-75
11/30/1998	3/2	3/2	A	W	92-73
11/14/1999	2/6	2/6	H69	L	64-69
12/10/2000	2/12	2/10	A	W	70-62
11/23/2001	2/5	2/5	H	W	90-75
12/4/2002	4/15	5/13	A	W	60-35
12/7/2003	3/10	3/11	H	W	85-65
12/15/2004	9/nr	10/nr	A	W	70-59
12/15/2005	1/nr	1/nr	H	W	83-59
11/28/2006	4/nr	4/nr	A	W	71-50
11/26/2007	1/nr	1/nr	H	W	81-60
11/23/2008	5/nr	13/nr	H	W	94-59

LOUISVILLE					2-0
12/16/2009	3/nr	3/nr	H	W	86-56
11/12/2010	4/nr	4/nr	A	W	63-50

LOVE & BASKETBALL					N/A
11/9/2009			H	W-ex	85-50

MAINE					2-0
12/13/1990	10/nr	8/nr	A	W	77-64
11/24/1991	1/nr	1/nr	H	W	86-71

MANHATTAN					1-0
12/7/1997	1/nr	1/nr	A	W	78-28

MARATHON OIL					N/A
11/19/1985			H	W-ex	82-57

MARIST					1-0
3/25/2007	3/nr	4/nr	N121	W	65-46

MARQUETTE					2-0
11/23/1996	3/nr	2/nr	N76	W	83-68
3/21/2011	4/25	4/23	H	W	79-70

MARS HILL					1-0
1/31/1975			H	W	87-54

MARSHALL					3-0
1/13/1973			H	W	49-39
1/9/1974			H	W	44-40
1/6/1977	16/nr		HG	W	114-39

MARTHA WASHINGTON					3-0
3/18/1920			H	W	18-10
2/23/1923			A	W	29-26
2/12/1924			H	W	24-12

MARTIGNY BBC (SWITZERLAND)					N/A
8/19/1999			A90	W-ex	126-50

MARYLAND					10-3
3/17/1978	1/6		N21	L	69-75

DATE	AP RANK UT/OPP	ESPN RANK UT/OPP	SITE	W/L	SCORE
12/29/1978	5/4		N23	L	79-85
3/18/1980	2/6		H	W	93-76
1/15/1981	7/14		A	W	93-91 (OT)
3/24/1981	2/9		H	W	79-67
2/20/1982	13/9		H	W	70-62
3/31/1989	1/5	1/3	N55	W	77-65
12/6/1989	1/14	1/15	A	W	77-69
12/9/1990	6/23	6/23	H	W	82-71
12/30/1992	1/6	1/6	A64	L	72-77
12/12/1993	1/23	1/23	H	W	64-48
12/4/1994	1/nr	1/nr	A	W	95-29
11/26/2005	2/10	1/10	N117	W	80-75

MARYVILLE					8-15
3/13/1903			A	L	1-10
4/6/1903			H	L	6-16
3/5/1904			A	L	0-29
3/12/1904			H	L	5-7
3/4/1905			H	L	11-24
3/10/1905			A	L	4-20
2/17/1906			A	L	5-37
2/24/1906			H	L	3-18
2/27/1907			A	L	11-22
unknown, 1908		*	L	6-9	
2/20/1909			H	L	14-25
1/30/1920			A	L	6-34
3/1/1920			H	L	11-23
3/4/1924			H	W	24-12
1/14/1925			H	W	40-10
1/23/1925			A	W	41-19
2/24/1925			H	L	14-20
1/25/1926			A	W	37-29
2/26/1926			H	L	27-28
1/31/1973			H	W	72-50
2/23/1973			N4	W	69-57
1/11/1974			HP7	W	64-29
2/5/1974			H	W	64-35

MARYVILLE ALL-STARS					1-0
1/20/1972			H	W	35-29

MEMPHIS					26-1
3/1/1974			N10	W	57-50
3/2/1974			N10	W	52-41
3/6/1976			N4	W	71-69 (OT)
1/29/1977	10/15		A	W	81-72
3/5/1977	12/18		N10	W	82-72
2/17/1978	1/15		H18	W	89-77
3/3/1978	1/13		N19	W	87-76
2/24/1979	6/17		A	L	75-79
1/21/1980	5/nr		H	W	86-48
3/19/1982	8/15		H	W	78-63
2/24/1986	14/nr	12/nr	A	W	94-79
1/28/1987	3/nr	3/nr	H	W	91-81
1/27/1988	4/nr	4/nr	A	W	97-73
2/6/1989	3/nr	2/nr	H	W	85-50
1/11/1990	5/nr	5/nr	A	W	88-69
2/21/1991	4/nr	4/nr	H	W	93-46
2/19/1992	2/nr	2/nr	A	W	118-59
2/16/1993	1/nr	1/nr	H	W	90-46
12/30/1993	1/nr	1/nr	A	W	79-65
11/26/1994	1/nr	1/nr	H	W	95-66
12/31/1995	5/nr	4/nr	A	W	84-63
12/3/1996	4/nr	4/nr	H	W	79-63
2/12/1998	1/nr	1/nr	A	W	91-65
2/16/1999	1/nr	1/nr	H	W	113-39
12/7/1999	2/nr	2/nr	A	W	92-69
12/15/2000	2/nr	2/nr	H	W	98-60
12/29/2001	2/nr	2/nr	A	W	92-66

MERCER					0-1
12/7/1974			H	L	83-84

MEXICAN NATIONAL TEAM					N/A
11/18/1991			H	W-ex	96-63

GENERAL

STAFF

PLAYERS

REVIEW

HISTORY

FACILITIES

NCAA

SEC

RECORDS

MEDIA INFO



RECORDS

SERIES RECORDS

DATE	AP RANK UT/OPP	ESPN RANK UT/OPP	SITE	W/L	SCORE
MIAMI (FLA) 1-0					
11/15/2012	3/7	3/7	H	W	92-76
MIAMI (OHIO) 1-0					
11/23/1977	1/nr		H	W	100-33
MICHIGAN STATE 2-1					
3/23/1977	5/17		N16	W	76-62
4/3/2005	3/6	4/2	N116	L	64-68
11/24/2005	2/9	1/9	N117	W	83-55
MIDDLE TENNESSEE STATE *19-0					
1/15/1971			H	(W)*	*
1/15/1972			H	W	55-45
3/2/1972			H	W	47-39
1/17/1973			A	W	43-42
3/2/1973			N5	W	58-43
2/1/1974			H	W	77-33
1/10/1975			H	W	69-32
3/6/1976			N4	W	73-70
3/3/1977	12/nr		N10	W	87-66
1/17/1978	2/nr		A	W	87-79
12/5/1978	1/nr		H	W	87-63
11/26/1979	4/nr		A	W	63-48
2/27/1981	4/nr		N3	W	66-47
3/17/1984	15/nr		H	W	70-52
11/26/2006	4/nr	4/nr	H	W	88-64
12/13/2007	1/nr	1/nr	H	W	84-61
12/11/2008	7/nr	10/nr	H	W	81-52
11/25/2009	6/nr	5/nr	A	W	69-52
11/29/2012	8/nr	8/nr	H	W	82-43
MILLIGAN 5-0					
1/29/1971			H	W	56-29
2/27/1971			HP	W	*
1/28/1972			A	W	72-26
2/9/1973			H	W	58-27
3/3/1976			A	W	112-43
MINNESOTA 1-0					
12/4/1983	7/nr		H	W	54-50
MINSK (BELARUS) N/A					
1/5/1992			N62	L-ex	82-84
MISSISSIPPI (OLE MISS) 39-7					
1/17/1977	13/nr		A	W	58-56
2/14/1977	12/14		H	W	74-63
1/7/1978	3/nr		A	W	65-61
2/4/1978	3/nr		H	W	87-79
2/10/1980	5/nr		H	W	85-71
1/8/1983	12/15		A	W	69-67
3/25/1983	9/13		N37	W	90-83 (3 OT)
2/15/1984	6/7		H	L	65-67
3/3/1985	15/6	24/3	A44	W	79-71
3/22/1985	13/6	13/7	N45	L	60-63
2/5/1986	10/8	12/8	A	L	54-68
3/1/1986	14/12	14/11	N40	L	78-83
1/31/1987	3/8	3/8	H	L	65-69
2/6/1988	4/7	4/7	A	W	78-67
1/14/1989	2/3	2/3	H	W	68-61
3/5/1989	2/12	2/11	N51	W	82-60
1/13/1990	5/nr	5/nr	A	W	63-57
1/26/1991	4/15	4/14	H	W	64-54
1/18/1992	2/10	2/9	A	L	78-80 (OT)
1/16/1993	2/nr	2/nr	H	W	64-53
2/16/1994	1/nr	1/24	A	W	70-60
1/29/1995	2/16	2/15	H	W	83-48
2/4/1996	3/20	3/25	A	L	78-72
3/2/1996	5/23	5/22	N65	W	73-51
2/2/1997	9/nr	9/nr	H	W	74-72
11/18/1997	1/nr	1/nr	H	W	92-54
2/4/1998	1/nr	1/nr	A	W	91-45

DATE	AP RANK UT/OPP	ESPN RANK UT/OPP	SITE	W/L	SCORE
12/29/1998	2/nr	2/nr	A	W	92-51
2/4/1999	1/nr	1/nr	H	W	96-58
2/10/2000	2/nr	3/nr	A	W	70-49
2/8/2001	2/nr	2/nr	H	W	119-52
2/21/2002	4/nr	4/nr	A	W	86-69
2/6/2003	3/nr	3/nr	H	W	86-43
2/22/2004	3/nr	3/nr	A	W	85-69
2/6/2005	5/nr	5/nr	H	W	99-67
2/2/2006	5/nr	5/nr	A	W	78-63
2/15/2007	3/nr	3/nr	H	W	81-69
3/27/2007	3/nr	4/nr	N121	W	98-62
1/31/2008	2/nr	2/nr	A	W	68-44
1/29/2009	13/nr	15/nr	H	W	60-59
2/11/2010	5/nr	5/nr	A	W	61-58
2/28/2010	4/nr	4/nr	H	W	75-63
3/5/2010	4/nr	4/nr	N119	W	76-51
1/9/2011	5/nr	6/nr	H	W	86-46
2/24/2011	4/nr	4/nr	A	W	66-39
2/19/2012	13/nr	10/nr	A	W	66-56
MISSISSIPPI GULF COAST JC 2-0					
12/18/1976	19/nr		N15	W	89-60
12/15/1977	5/nr		N15	W	83-35
MISSISSIPPI STATE 33-0					
2/22/1986	15/nr	12/nr	A	W	72-51
2/21/1987	9/nr	8/nr	H	W	84-53
2/8/1988	4/nr	4/nr	A	W	81-74
1/16/1989	2/nr	2/nr	H	W	79-54
2/7/1990	5/nr	5/nr	A	W	76-55
1/2/1991	5/nr	7/nr	H	W	91-63
2/12/1992	3/nr	3/nr	A	W	78-56
1/9/1993	2/nr	2/nr	H	W	109-62
1/22/1994	1/nr	1/nr	A	W	82-62
1/21/1995	2/nr	2/nr	H	W	81-58
2/10/1996	6/nr	6/nr	A	W	92-76
2/9/1997	9/nr	9/nr	H	W	104-39
2/9/1998	1/nr	1/nr	A	W	74-52
2/27/1998	1/nr	1/nr	N82	W	88-60
2/6/1999	1/nr	1/nr	H	W	94-53
2/17/2000	2/22	3/18	A	W	79-75
3/5/2000	2/17	2/19	N65	W	70-67
1/15/2001	2/21	2/21	H	W	66-59
2/14/2002	3/nr	4/nr	A	W	80-78
1/26/2003	4/14	4/13	H	W	82-68
3/8/2003	3/10	3/11	N107	W	76-75
1/11/2004	5/nr	5/nr	A	W	61-53
3/5/2004	1/nr	1/nr	N101	W	67-57
2/24/2005	5/nr	5/nr	H	W	78-56
1/15/2006	1/nr	1/nr	A	W	79-56
1/18/2007	4/nr	4/nr	H	W	73-44
2/7/2008	2/nr	2/nr	A	W	87-69
2/24/2008	3/nr	3/nr	H	W	72-46
1/15/2009	13/nr	15/nr	A	W	63-56
2/22/2009	13/nr	19/nr	H	W	82-68
1/10/2010	4/nr	4/nr	A	W	75-48
1/27/2011	5/nr	6/nr	H	W	81-55
2/16/2012	13/nr	10/nr	A	W	57-41
MISSOURI 3-0					
1/14/1978	2/18		H	W	101-83
12/9/1978	1/19		A22	W	74-61
11/25/2010	4/nr	4/nr	N117	W	82-44
MONTANA 2-0					
11/28/1993	1/nr	1/nr	H	W	82-66
12/19/1994	1/nr	1/nr	A	W	66-61
MONTCLAIR STATE 0-1					
12/2/1977	1/7		N17	L	80-87
MTK BUDAPEST (HUNGARY) N/A					
11/30/1992			H	W-ex	84-70

SERIES RECORDS

DATE	AP RANK UT/OPP	ESPN RANK UT/OPP	SITE	W/L	SCORE
------	-------------------	---------------------	------	-----	-------

NEBRASKA 2-0					
1/7/1980	5/nr		H	W	82-42
12/1/1984	12/nr		N43	W	77-58

NEVADA-LAS VEGAS 1-0					
12/19/1979	3/15		A26	W	84-64

NORTH CAROLINA 14-3					
3/9/1978	1/nr		A20	W	92-66
2/3/1979	8/nr		H	W	95-57
12/1/1979	4/nr		A	W	66-55
1/26/1981	7/nr		H	W	76-72
1/30/1982	nr/nr		A	W	76-62
11/24/1982	4/nr		H	W	108-65
1/2/1984	11/nr		A	W	75-59
12/7/1984	16/nr		H	W	84-70
1/11/1986	11/19	12/18	A	L	68-82
1/4/1987	1/nr	1/22	H	W	87-68
2/25/1988	3/nr	3/nr	A	W	88-65
3/25/1993	2/17	2/18	N48	W	74-54
3/23/1998	1/7	1/4	N83	W	76-70
3/28/2006	6/1	6/1	N93	L	63-75
12/3/2006	4/2	4/2	A	L	57-70
4/1/2007	3/2	4/2	N93	W	56-50
12/2/2007	1/5	1/4	H	W	83-79

NORTH CAROLINA A&T 1-0					
3/16/1994	1/nr	1/nr	H	W	111-37

NORTH CAROLINA STATE 12-3					
3/12/1976			N14	L	85-86
1/2/1978	3/5		H	W	70-65
3/11/1978	1/5		N20	W	64-62
1/13/1979	4/8		A	W	79-66
1/4/1980	5/8		H	W	67-58
2/21/1981	7/15		A	W	72-63
2/6/1983	6/19		H	W	91-78
1/14/1984	8/16		A	L	59-65
1/19/1985	nr/17		H	W	72-57
1/13/1986	12/17	12/17	A	W	67-65
12/6/1986	3/20	3/20	H	W	86-65
12/1/1990	3/7	3/7	A	L	77-90
1/29/2000	4/8	4/8	N93	W	83-63
12/2/2001	2/8	2/9	N99	W	93-56
11/21/2004	1/nr	1/nr	A	W	64-54

NORTH CAROLINA-CHARLOTTE 3-0					
3/1/1987	8/nr	8/nr	H	W	91-44
12/2/1991	1/nr	1/nr	A	W	79-56
12/9/1992	1/nr	2/nr	H	W	89-45

NORTH CAROLINA-GREENSBORO 0-2					
2/19/1972			N1	L	36-51
2/13/1976			N1	L	79-81 (OT)

NORTHERN ILLINOIS 3-0					
12/20/1987	3/nr	4/nr	H	W	103-76
2/5/1990	5/23	6/24	H	W	83-62
1/24/1992	4/nr	4/nr	A	W	78-61

NORTHWESTERN 3-0					
1/20/1987	3/nr	3/nr	A	W	74-71
1/5/1988	4/nr	4/nr	H	W	78-65
3/20/1993	2/nr	2/nr	H	W	89-66

NOTRE DAME 20-2					
11/25/1983	5/nr		A39	W	71-56
11/24/1984	14/nr		H	W	62-57
12/9/1985	11/nr	14/nr	A	W	71-63
2/14/1987	7/nr	8/nr	H	W	90-55
2/3/1988	4/nr	4/nr	A	W	91-71
2/20/1989	2/nr	3/nr	H	W	98-43
12/3/1989	1/nr	1/nr	A	W	77-54

DATE	AP RANK UT/OPP	ESPN RANK UT/OPP	SITE	W/L	SCORE
------	-------------------	---------------------	------	-----	-------

2/9/1991	5/20	5/19	H	W	88-71
1/12/1992	2/nr	3/nr	A	W	85-82
1/4/1993	1/nr	1/nr	H	W	79-48
1/7/1994	1/nr	1/nr	A	W	105-70
11/19/1996	3/14	2/17	N75	W	72-59
3/28/1997	10/15	11/14	N78	W	80-66
3/17/2002	6/nr	6/nr	H	W	89-50
12/28/2002	5/12	5/12	N106	W	77-61
11/30/2003	3/17	3/17	H	W	83-59
12/31/2005	1/12	1/11	A	W	62-51
12/30/2006	4/nr	4/nr	H	W	78-54
1/5/2008	3/14	3/14	A	W	87-63
3/30/2008	3/15	3/19	N125	W	74-64
3/28/2011	4/9	4/7	N121	L	59-73
1/23/2012	7/2	9/2	A	L	44-72

OHIO STATE 9-1					
12/18/1976	19/nr		N15	W	67-57
12/12/1977	5/18		H	W	89-56
12/12/1978	1/nr		H	W	88-74
12/14/1978	1/nr		N15	W	69-59
1/31/1980	6/nr		A	W	72-56
12/17/1981	14/nr		N34	L	82-83 (2 OT)
12/29/1990	7/nr	7/nr	N58	W	85-69
11/21/1993	1/8	1/14	N66	W	80-45
3/18/1996	4/nr	4/nr	H	W	97-65
3/26/2011	4/18	4/24	N121	W	85-75

OKLAHOMA 4-1					
11/10/2002	2/22	2/19	H	W	94-68
12/21/2003	2/13	2/15	A	W	71-55
11/15/2007	1/9	1/8	N122	W	70-67
2/2/2009	12/2	15/2	A125	L	70-80
1/3/2010	4/14	4/15	H	W	96-75

OKLAHOMA STATE 1-0					
12/4/1992	2/nr	2/nr	N56	W	69-60

OLD DOMINION 36-9					
3/11/1977	10/12		N3	W	61-60
2/10/1979	6/1		A	L	56-71
3/10/1979	8/1		H	L	72-74
1/26/1980	4/2		H	L	54-61
3/8/1980	3/1		N27	L	67-68
3/23/1980	2/1		N28	L	53-68
2/16/1981	7/2		A	W	76-70
3/14/1981	3/6		A32	W	65-64
3/27/1981	2/3		N33	W	68-65
12/2/1981	7/2		A	L	54-66
2/14/1982	13/4		H	W	62-58
11/30/1982	4/3		H	L	72-78 (OT)
2/14/1983	4/9		A	L	66-90
11/29/1983	5/11		H	W	67-63
1/25/1985	nr/1	18/1	A	W	67-64
2/20/1986	15/nr	12/nr	H	W	79-68
1/7/1987	2/nr	2/nr	A	W	99-90
11/28/1987	1/18	1/18	N54	W	83-52
1/14/1988	4/nr	4/nr	H	W	91-68
1/4/1989	1/nr	1/24	A	W	93-58
1/6/1990	5/22	5/21	H	W	81-61
3/18/1990	4/nr	4/nr	H	W	87-68
1/6/1991	5/nr	5/nr	A	W	93-62
2/4/1992	4/nr	4/nr	H	W	75-59
1/2/1993	1/nr	1/nr	A	W	68-60
1/13/1994	1/nr	1/nr	H	W	90-49
1/24/1995	2/nr	2/nr	A	W	77-54
1/11/1996	4/15	5/15	H	W	69-47
1/7/1997	9/2	9/4	A	L	72-83
3/30/1997	10/2	11/3	N78	W	68-59
2/7/1998	1/3	1/3	H	W	85-61
1/19/1999	1/12	1/11	A	W	77-61
1/3/2000	2/21	2/19	H	W	113-55
1/28/2001	3/nr	3/nr	A	W	87-70
1/8/2002	2/25	3/nr	H	W	74-62
1/7/2003	5/nr	5/nr	A	W	91-63

GENERAL

STAFF

PLAYERS

REVIEW

HISTORY

FACILITIES

NCAA

SEC

RECORDS

MEDIA INFO



RECORDS

SERIES RECORDS

DATE	AP RANK UT/OPP	ESPN RANK UT/OPP	SITE	W/L	SCORE
1/4/2004	5/nr	5/nr	H	W	66-42
1/2/2005	8/nr	8/nr	A	W	68-58
1/2/2006	1/nr	1/nr	H	W	83-67
12/22/2006	5/nr	5/nr	A	W	75-59
12/5/2007	1/25	1/nr	H	W	83-51
12/18/2008	11/nr	13/nr	A	W	81-76
12/30/2009	4/nr	4/nr	H	W	102-62
12/5/2010	9/nr	8/nr	A	W	74-44
12/28/2011	7/nr	8/nr	H	W	90-37

ORAL ROBERTS	1-0				
3/23/2008	3/nr	3/nr	N124	W	94-55

OREGON	1-0				
3/17/1997	10/nr	11/nr	H	W	76-59

OREGON STATE	2-0				
12/18/1981	14/nr		N34	W	73-62
12/16/1987	3/nr	4/nr	A	W	91-56

PENN STATE	8-1				
12/30/1978	5/11		N23	W	74-72
2/7/1982	20/14		H	W	98-74
1/30/1983	8/19		A	W	75-60
1/29/1984	9/nr		H	W	68-65
1/27/1985	nr/12	18/10	A	L	74-79
12/28/1991	3/7	3/7	H61	W	82-81
12/10/1994	1/7	1/6	N68	W	78-74
12/3/1995	3/12	2/12	N70	W	79-67
3/29/2003	4/15	4/16	H	W	86-58

PEPPERDINE	1-0				
11/13/2011	3/nr	3/nr	H	W	89-57

PESARO (ITALY)	N/A				
8/10/2003			N109	W-ex	58-13

PITTSBURGH	4-0				
12/16/1977	5/nr		N15	W	83-55
1/28/1983	8/nr		A	W	73-60
1/4/1984	11/nr		H	W	88-64
3/20/2007	3/nr	4/nr	A	W	68-54

POLISH NATIONAL TEAM	N/A				
12/2/1980			H	W-ex	76-49

PORTLAND	2-0				
11/30/1997	1/nr	1/nr	A	W	74-51
11/13/1998	1/nr	1/nr	H	W	94-57

PRAGUE UNIV. (CZECHOSLOVAKIA)	N/A				
6/17/1987			N53	L-ex	62-85

PREMIER PLAYERS	N/A				
11/16/2002			H	W-ex	95-76

PRINCETON	1-0				
12/20/2005	1/nr	1/nr	H	W	107-39

PROVIDENCE	3-0				
11/29/1986	3/nr	3/nr	N49	W	86-70
1/25/1993	2/nr	2/nr	H	W	93-50
2/11/1994	2/nr	2/nr	A	W	83-73

PUERTO RICO-MAYAGUEZ	1-0				
11/29/2002	4/nr	5/nr	A	W	136-26

PURDUE	7-1				
12/6/1994	1/15	1/13	H	W	81-63
12/2/1995	3/7	2/5	N70	W	81-63
12/8/1995	2/10	2/10	A71	W	82-68

DATE	AP RANK UT/OPP	ESPN RANK UT/OPP	SITE	W/L	SCORE
1/17/1997	9/nr	9/nr	H	W	72-60
11/15/1998	1/5	1/5	A85	L	68-78
12/2/1999	3/17	3/17	H	W	72-66
3/22/2005	3/nr	3/nr	H	W	75-54
3/25/2008	3/nr	3/nr	A124	W	78-52

RADFORD	1-0				
3/16/1996	4/nr	4/nr	H	W	97-56

REMUS AUSTRIA POWER	N/A				
11/4/2001			H	W-ex	108-69

RICHMOND	1-0				
1/14/1991	2/nr	3/nr	H	W	80-54

ROANOKE	1-0				
3/8/1974			N11	W	68-47

ROMANIAN NATIONAL TEAM	N/A				
8/15/2003			N110	W-ex	88-74

ROQUE-BRUEN (FRANCE)	N/A				
8/22/1999			A92	W-ex	114-45

RUTGERS	18-3				
3/16/1979	6/3		N24	W	79-69
1/23/1982	nr/3		A	L	57-68
1/19/1983	8/16		H	W	81-61
12/30/1988	1/10	1/11	A57	W	93-53
3/21/1992	2/nr	2/nr	H	W	97-56
1/19/1993	2/nr	2/nr	H	W	93-74
1/17/1994	1/nr	1/nr	A	L	77-87
3/21/1998	1/nr	1/nr	N83	W	92-60
1/3/1999	2/15	2/13	N87	W	68-54
3/31/2000	2/8	2/8	N95	W	64-54
1/2/2001	2/9	2/10	N87	W	58-51
12/11/2003	2/nr	2/25	H	W	59-49
12/29/2004	8/24	8/nr	A	L	51-65
3/29/2005	3/9	3/10	N115	W	59-49
3/26/2006	6/9	6/9	N93	W	76-69
4/3/2007	3/15	4/18	N93	W	59-46
2/11/2008	1/5	2/7	H	W	59-58
1/3/2009	8/15	12/14	A	W	55-51
12/13/2009	4/nr	3/nr	N87	W	68-54
12/30/2010	5/nr	6/nr	H	W	87-51
12/13/2011	6/11	6/11	A	W	67-61

SAINT LOUIS	1-0				
12/1/2002	4/nr	5/nr	N105	W	75-40

SAN FRANCISCO	2-0				
11/15/2008	7/nr	6/nr	H	W	68-39
12/22/2009	4/nr	4/nr	A	W	89-34

SAN JOSE STATE	1-0				
12/15/1979	3/nr		A	W	81-70

SANTA CLARA	1-0				
12/16/1991	3/nr	1/nr	A	W	73-71

SHORTER	1-0				
1/11/1975			H	W	109-74

SOLNA (SWEDEN)	N/A				
1/4/1992			N62	W-ex	70-65

SOUTH CAROLINA	45-3				
2/18/1972			N1	W	44-30
3/10/1973			N6	L	54-59
2/16/1974			N1	W	72-45
1/15/1979	4/nr		H	W	62-54
3/9/1979	8/15		H	W	76-64

SERIES RECORDS

DATE	AP RANK UT/OPP	ESPN RANK UT/OPP	SITE	W/L	SCORE
1/23/1980	4/8		A	L	52-56
3/7/1980	3/7		A27	W	67-54
3/21/1980	2/4		N28	W	75-72
1/12/1981	9/10		H	W	65-54
1/25/1982	nr/12		A	W	87-81
12/4/1982	4/13		N36	W	84-62
2/16/1983	4/nr		H	W	87-67
2/8/1984	7/nr		A	W	71-66
2/18/1985	20/nr	24/nr	H	W	66-58
1/6/1986	11/nr	13/nr	A	W	70-54
2/19/1987	9/nr	8/nr	H	W	80-56
1/20/1988	4/nr	4/nr	A	W	85-80
2/4/1989	2/17	2/17	H	W	60-54
1/25/1990	3/15	3/15	A	W	70-69
1/24/1991	4/nr	4/nr	H	W	77-61
1/15/1992	2/nr	2/nr	A	W	78-58
2/18/1993	1/nr	1/nr	H	W	100-57
2/8/1994	2/nr	2/nr	A	W	91-75
1/12/1995	1/nr	1/nr	H	W	72-55
2/15/1996	5/nr	5/nr	A	W	79-73 (OT)
2/11/1997	8/nr	9/nr	H	W	90-59
2/28/1997	8/nr	11/nr	N65	W	75-48
1/6/1998	1/nr	1/nr	A	W	94-52
1/7/1999	2/nr	2/nr	H	W	87-58
1/14/2000	2/nr	2/nr	A	W	92-76
1/11/2001	2/nr	2/nr	H	W	99-45
1/17/2002	2/8	3/8	A	W	80-61
1/23/2003	4/15	4/14	H	W	97-78
1/15/2004	5/nr	5/nr	A	W	86-58
2/8/2004	1/nr	1/nr	H	W	72-58
1/27/2005	5/nr	6/nr	A	W	68-53
2/17/2005	6/nr	6/nr	H	W	74-44
1/4/2006	1/nr	1/nr	A	W	66-51
2/1/2007	3/nr	3/nr	H	W	72-36
3/2/2007	2/nr	2/nr	NI19	W	81-63
1/13/2008	2/nr	2/nr	A	W	71-48
1/18/2009	13/nr	15/nr	H	W	68-56
1/7/2010	4/nr	4/nr	H	W	79-62
1/31/2010	5/nr	5/nr	A	W	60-55
1/20/2011	5/nr	6/nr	A	W	71-56
2/17/2011	4/nr	4/nr	H	W	82-60
2/2/2012	8/nr	8/nr	H	L	60-64
3/3/2012	13/25	10/rv	NI01	W	74-58

SOUTH CAROLINA STATE **2-0**

3/19/1983	9/nr		H	W	86-51
11/22/1983	5/nr		H	W	85-69

SOUTH KOREAN NATIONAL TEAM **N/A**

6/19/1987			N53	L-ex	74-86
-----------	--	--	-----	------	-------

SOUTHERN CALIFORNIA **8-7**

2/2/1981	10/8		H	W	78-71
12/9/1981	10/4		A	L	70-86
3/21/1982	8/5		H	W	91-90 (OT)
12/6/1982	5/1		H	L	71-81
11/26/1983	5/1		N39	L	64-78
12/8/1983	7/1		A	L	66-81
4/1/1984	15/5		N41	L	61-72
1/8/1985	nr/6		H	W	71-60
12/13/1985	11/4	15/3	A	L	77-85
3/28/1986	15/3	5/2	N6	L	59-83
12/28/1986	1/7	1/7	N50	W	89-75
12/6/1988	1/17	1/18	H	W	102-69
12/22/1989	4/nr	1/nr	A	W	87-53
11/18/2001	2/nr	2/nr	H	W	106-66
12/14/2002	4/nr	5/nr	A	W	71-39

SOUTHERN ILLINOIS **2-0**

11/19/1984	14/nr		N42	W	56-54
1/23/1989	2/nr	2/nr	H	W	78-44

SOUTHWEST MISSOURI STATE **1-0**

3/17/1991	4/nr	3/nr	H	W	55-47
-----------	------	------	---	---	-------

DATE	AP RANK UT/OPP	ESPN RANK UT/OPP	SITE	W/L	SCORE
------	-------------------	---------------------	------	-----	-------

SOVIET NATIONAL TEAM **N/A**

11/29/1979			H	L-ex	59-102
------------	--	--	---	------	--------

ST. JOHN'S **1-0**

12/3/1982	4/nr		N36	W	69-56
-----------	------	--	-----	---	-------

ST. JOSEPH'S **5-0**

12/27/1986	1/nr	1/21	N50	W	76-66
11/25/1995	4/nr	2/nr	H	W	75-54
1/2/1997	8/nr	8/nr	A	W	64-52
11/16/1998	4/nr	1/nr	H	W	108-63
12/19/1999	2/nr	2/nr	A	W	82-59

ST. MARY'S (CA) **1-0**

3/18/2001	3/nr	3/nr	H	W	92-75
-----------	------	------	---	---	-------

ST. MARY'S NURSING **1-0**

1/18/1974			H	W	53-39
-----------	--	--	---	---	-------

STANFORD **22-7**

12/18/1988	1/5	1/5	H	W	83-60
12/15/1989	2/3	2/3	A	L	71-85
11/25/1990	6/2	6/2	H	W	95-80
12/30/1990	7/8	7/8	N58	W	84-77
3/30/1991	4/11	3/10	N59	W	68-60
12/14/1991	1/3	1/3	A	L	95-96 (OT)
12/6/1992	2/1	2/1	N56	W	74-73 (OT)
12/21/1992	1/2	1/2	H	W	84-79
12/3/1993	1/9	1/8	A	W	81-75
12/1/1994	1/2	1/2	H	W	105-69
12/16/1995	2/9	2/9	A	L	72-90
12/15/1996	5/1	1/5	H	L	65-82
11/29/1997	1/11	1/10	N79	W	88-70
12/19/1998	2/nr	2/nr	H	W	98-62
11/26/1999	5/23	5/22	A	W	79-73
12/17/2000	2/15	2/22	H	W	63-58
12/16/2001	2/6	2/5	A	W	68-62
12/18/2002	4/5	4/5	H	W	71-56
12/14/2003	2/6	2/5	A	W	70-66 (OT)
3/30/2004	2/10	3/8	NI12	W	62-60
12/21/2004	9/2	10/2	H	W	70-67
12/4/2005	2/12	1/11	A	W	74-67
11/24/2006	4/11	4/11	H	W	77-60
12/22/2007	1/5	1/4	A	L	69-73 (OT)
4/8/2008	3/4	3/4	NI22	W	64-48
12/21/2008	11/3	13/4	H	W	79-69 (OT)
12/19/2009	3/2	3/2	A	L	52-67
12/19/2010	6/3	6/2	H	W	82-72 (OT)
12/20/2011	6/4	6/4	A	L	80-97

STEPHEN F. AUSTIN **3-3**

12/15/1978	1/5		NI5	L	60-69
1/14/1980	5/2		H	W	79-69
12/13/1980	3/17		A	L	68-72
12/22/1981	2/18		H	L	74-80
11/11/1982	5/nr		A	W	76-67
12/5/1992	2/8	2/8	N56	W	94-71

STETSON **5-0**

12/3/1987	1/nr	1/nr	H	W	102-59
1/9/1989	2/nr	1/nr	A	W	97-62
11/26/1989	1/nr	1/nr	H	W	112-39
11/20/2005	2/nr	1/nr	H	W	83-33
3/19/2011	4/nr	4/nr	H	W	99-34

STOCKHOLM HUMAN RIGHTS (08) **N/A**

11/3/2002			H	W-ex	116-50
-----------	--	--	---	------	--------

SULLINS **1-1**

2/24/1923			A	L	12-15
3/5/1969			H	W	70-34

GENERAL

STAFF

PLAYERS

REVIEW

HISTORY

FACILITIES

NCAA

SEC

RECORDS

MEDIA INFO



RECORDS

SERIES RECORDS

DATE	AP RANK UT/OPP	ESPN RANK UT/OPP	SITE	W/L	SCORE
TCU 4-0					
11/27/2000	2/nr	2/nr	A	W	83-61
2/11/2003	3/nr	3/nr	H	W	86-72
1/2/2004	5/19	5/19	A	W	74-66
12/19/2004	9/nr	10/nr	H	W	82-55

TEMPLE 2-0					
11/28/2004	1/nr	1/nr	H	W	52-48
12/28/2005	1/22	1/21	A	W	75-50

TENNESSEE SCHOOL FOR THE DEAF 0-0-1					
1/16/1909			H	T	12-12

TENNESSEE STATE 2-0					
2/17/1986	15/nr	14/nr	H	W	114-63
2/27/1988	3/nr	3/nr	H	W	104-51

TENNESSEE TECH 16-12					
1/23/1969			H	W	45-43
1/28/1970			A	L	45-59
2/11/1970			H	L	48-60
3/3/1973			N5	L	45-48
3/10/1973			N6	L	49-61
2/9/1974			A	W	65-51
3/2/1974			A10	L	51-54 (OT)
1/27/1975			A	L	73-96
2/4/1975			H	L	74-76
1/24/1976			A13	L	61-83
2/6/1976			H	L	84-89 (OT)
3/4/1976			N4	L	76-91
2/7/1977	12/6		A	L	65-70
2/25/1977	12/6		H	W	80-67
3/4/1977	12/6		A10	L	70-76
3/12/1977	10/7		N3	W	72-59
12/3/1977	1/11		N17	W	65-60
12/16/1977	5/nr		N15	W	79-64
1/18/1978	3/nr		A	W	82-81 (OT)
2/18/1978	1/nr		H18	W	80-64
3/4/1978	1/nr		N19	W	92-73
2/15/1979	6/nr		H	W	80-75
3/3/1979	8/nr		H	W	85-60
2/12/1980	4/nr		A	W	68-66
3/1/1980	4/20		A10	W	83-66
2/12/1981	7/nr		H	W	69-63
3/15/1987	7/nr	7/nr	H	W	95-59
2/2/1991	3/nr	3/nr	H	W	94-67

TENNESSEE TECH JV 1-0					
1/23/1976			A13	W	74-51

TENNESSEE-MARTIN 14-2					
3/4/1971			N3	L	26-39
3/3/1972			H	L	42-53
3/2/1973			N5	W	59-57 (OT)
3/3/1973			N5	W	61-57 (OT)
2/7/1975			A	W	92-76
12/10/1975			H	W	77-50
3/5/1976			N4	W	77-62
2/12/1979	6/nr		H	W	124-60
3/2/1979	8/nr		H	W	96-51
2/16/1980	4/nr		A	W	69-55
2/28/1980	4/nr		N10	W	81-35
2/26/1981	4/nr		N3	W	71-41
11/23/1997	1/nr	1/nr	A	W	73-32
11/19/1999	5/nr	2/nr	H	W	133-60
12/5/2006	6/nr	5/nr	H	W	85-29
3/17/12	9/nr	7/nr	N128	W	72-49

TEXAS 21-12					
12/8/1978	1/10		N22	W	84-60
12/9/1982	5/10		A	L	59-74
12/1/1983	5/4		H	L	65-66
12/11/1984	15/2		A	L	60-91
12/1/1985	11/1		H	L	52-74

DATE	AP RANK UT/OPP	ESPN RANK UT/OPP	SITE	W/L	SCORE
12/14/1986	3/1	3/1	A	W	85-78
12/29/1986	1/2	1/2	N50	L	74-88
12/9/1987	1/2	1/2	H	L	78-97
1/31/1989	2/11	2/11	A	L	67-69
1/20/1990	3/6	3/7	H	W	76-70
2/23/1991	4/15	4/15	A	W	64-55
12/19/1991	3/19	3/19	N60	W	86-72
2/25/1992	2/24	2/nr	H	W	86-68
2/2/1993	1/13	1/13	A	W	72-58
1/25/1994	2/nr	2/nr	H	W	94-60
12/28/1994	1/nr	1/nr	A	W	66-54
12/10/1995	2/nr	2/nr	H	W	83-67
12/21/1996	6/13	6/16	A	W	68-65 (OT)
12/3/1997	1/nr	1/nr	H	W	98-64
11/28/1998	3/nr	3/nr	A	W	86-65
12/30/1999	2/25	2/nr	H	W	106-76
12/22/2000	2/15	2/22	A	W	67-59
2/12/2002	3/18	4/17	H	L	66-69
12/21/2002	4/22	4/21	A	L	62-63
12/28/2003	2/5	2/5	H	L	60-70
11/25/2004	1/4	1/4	A	L	59-74
12/1/2005	2/16	1/18	H	W	102-61
12/17/2006	5/23	5/24	A	W	67-46
11/18/2007	1/21	1/22	H	W	92-67
12/14/2008	7/6	10/5	A	L	59-73
12/6/2009	6/17	5/17	H	W	78-58
12/12/2010	8/21	7/24	A	W	92-77
12/4/2011	8/21	8/22	H	W	73-57

TEXAS A&M 2-0					
12/19/1997	1/nr	1/nr	N81	W	105-81
4/1/2008	3/8	3/9	N125	W	53-45

TEXAS TECH 6-0					
3/25/1995	3/5	2/6	H	W	80-59
11/27/1995	3/10	2/14	H	W	81-44
12/18/1996	6/11	6/10	A	W	79-71
3/27/2000	2/11	2/11	N94	W	57-44
3/27/2005	3/14	3/14	N115	W	75-59
11/17/2009	6/nr	5/nr	N126	W	91-53

TOLEDO 1-0					
12/18/1985	13/nr	14/nr	N47	W	81-63

TUSCULUM 1-0					
2/15/1926			A	W	37-12

UCLA 18-1					
1/5/1979	5/4		H	W	88-74
3/25/1979	3/6		N25	W	104-86
12/13/1979	3/11		A	W	80-77
1/3/1981	7/8		H	L	62-65
12/13/1981	14/17		A	W	71-66
12/10/1983	7/nr		A	W	73-70
1/6/1985	nr/nr		H	W	72-57
12/15/1985	13/nr	15/nr	A	W	68-64
12/20/1986	1/nr	1/nr	H	W	81-58
12/13/1987	1/nr	1/nr	A	W	89-63
12/20/1988	1/nr	1/nr	H	W	82-50
12/17/1989	2/nr	2/nr	A	W	77-55
12/16/1990	10/nr	8/nr	H	W	113-86
12/21/1998	2/8	2/8	H	W	100-77
11/28/1999	5/4	5/4	A	W	88-77
11/16/2006	5/20	4/21	H	W	83-60
12/19/2007	1/nr	1/nr	A	W	82-70
11/28/2009	6/nr	5/nr	H	W	61-47
12/17/2011	6/nr	6/nr	A	W	85-64

UNIMEP SAO PAULO (BRAZIL) N/A					
6/14/1987			A	L-ex	71-104

UNION (KY.) 1-1					
3/11/1922			A	L	8-14
3/1/1969			N2	W	43-23

SERIES RECORDS

DATE	AP RANK UT/OPP	ESPN RANK UT/OPP	SITE	W/L	SCORE
UNION (TENN.)					0-3
2/8/1975			A	L	67-80
2/27/1975			N12	L	90-95
3/1/1975			N12	L	93-94
11/7/2011			H	W-ex	86-53
UNITED STATES ARMED FORCES					N/A
11/4/1997			H	W-ex	111-54
UNITED STATES NATIONAL TEAM					N/A
11/22/1995			H	L-ex	58-82
11/7/1999			H	W-ex	65-64
11/4/2007			H	L-ex	83-72
VALDOSTA STATE					3-1
3/18/1978	1/8		N21	L	80-83
1/27/1979	7/14		H	W	93-73
1/12/1980	5/nr		A	W	72-65
11/29/1980	3/nr		N29	W	99-84
VALENCIENNES-ORCHIES (FRANCE)					N/A
8/15/1999			A88	W-ex	71-68
VANDERBILT					60-8
1/18/1976			A	W	96-27
11/21/1979	4/nr		A	W	77-53
12/6/1981	10/nr		H	W	99-77
1/4/1982	20/nr		A	W	80-63
2/26/1982	8/nr		N6	W	80-75
1/12/1983	11/nr		H	W	98-70
2/19/1983	4/nr		A	W	94-79
2/5/1984	7/nr		A	W	82-73
2/26/1984	10/nr		H	W	74-72
1/16/1985	nr/nr		A	L	77-84
2/16/1985	nr/nr	24/nr	H	W	82-71
2/15/1986	14/nr	14/nr	H	W	94-81
2/4/1987	5/14	6/13	A	L	76-77
1/17/1988	4/nr	4/20	H	W	104-67
1/26/1989	2/nr	2/23	A	W	80-60
2/22/1990	4/nr	4/nr	H	W	88-77
12/6/1990	6/nr	6/nr	A	L	66-80
3/2/1991	4/nr	4/nr	N51	W	62-60
2/2/1992	4/13	4/11	H	W	70-53
1/30/1993	2/1	2/1	A	W	73-68
1/31/1994	2/9	2/10	A	W	84-82
2/13/1994	2/12	2/11	H	W	79-57
3/7/1994	1/13	1/13	N65	W	82-57
12/31/1994	1/8	1/9	A	W	72-70
2/12/1995	2/7	2/7	H	W	75-55
3/6/1995	2/9	2/11	N65	L	61-67
1/19/1996	6/2	5/2	H	W	85-82
2/25/1996	5/10	5/9	A	W	79-71
1/19/1997	9/7	9/7	A	W	92-79 (OT)
2/17/1997	8/15	8/13	H	W	64-59
1/25/1998	1/9	1/8	H	W	86-54
2/16/1998	1/14	1/11	A	W	91-60
2/28/1998	1/14	1/13	N82	W	106-45
2/7/1999	1/nr	1/nr	A	W	66-60
2/18/1999	1/nr	1/nr	H	W	89-53
2/4/2000	4/nr	4/nr	H	W	78-52
2/24/2000	2/nr	3/nr	A	W	59-57
3/4/2000	2/nr	3/nr	N65	W	61-53
1/23/2001	3/16	3/17	A	W	70-64
2/22/2001	1/18	1/17	H	W	70-66
3/3/2001	1/15	1/15	N94	L	74-77
2/2/2002	2/8	2/6	A	L	59-76
2/16/2002	3/6	4/6	H	W	75-68
3/25/2002	6/4	6/4	N102	W	68-63
2/2/2003	4/17	4/17	A	W	81-67
2/27/2003	3/17	3/18	H	W	91-71
1/22/2004	2/nr	2/nr	H	W	79-54
2/15/2004	3/nr	3/nr	A	W	94-88
1/16/2005	8/17	10/15	A	W	79-65
2/13/2005	5/21	5/20	H	W	72-63

DATE	AP RANK UT/OPP	ESPN RANK UT/OPP	SITE	W/L	SCORE
3/5/2005	5/18	4/17	N114	W	76-73
1/19/2006	1/19	1/19	A	W	80-68
2/12/2006	5/22	5/20	H	W	70-67
1/25/2007	4/15	4/14	A	W	67-57
2/25/2007	2/12	2/12	H	W	73-53
1/20/2008	2/nr	2/nr	H	W	79-63
2/17/2008	1/25	1/nr	A	W	81-68
3/8/2008	3/21	3/22	N101	W	63-48
1/11/2009	7/24	11/24	A	L	58-74
3/1/2009	18/19	23/21	H	W	75-66
1/17/2010	4/nr	4/22	H	W	64-57
2/8/2010	5/nr	5/22	A	W	69-60
3/6/2010	4/nr	4/nr	N119	W	68-49
1/15/2011	5/nr	5/nr	H	W	68-56
2/13/2011	4/nr	4/nr	A	W	65-57
1/15/2012	6/25	7/24	H	W	87-64
2/9/2012	11/nr	11/25	A	L	79-93
3/2/2012	13/25	10/nr	N101	W	68-57
VERMONT					2-0
11/24/1996	3/nr	2/nr	A76	W	87-58
11/25/1997	1/nr	1/nr	H	W	92-52
VILLANOVA					1-0
3/31/2003	4/11	4/12	H	W	73-49
VIRGINIA					13-3
3/10/1981	3/nr		H	W	81-54
3/16/1985	13/nr	15/21	H	W	65-55
3/19/1987	7/11	7/11	H	W	66-58
3/26/1988	1/10	1/10	N32	W	84-76
3/23/1989	1/nr	1/19	N45	W	80-47
3/24/1990	4/12	5/4	N32	L	75-79 (OT)
3/31/1991	4/2	3/2	N59	W	70-67 (OT)
12/9/1994	1/12	1/12	N68	W	84-73
11/19/1995	6/3	6/2	H69	W	78-51
3/25/1996	4/11	4/10	A72	W	52-46
3/25/2000	2/19	2/19	N94	W	77-56
3/24/2003	4/nr	4/nr	H	W	81-51
11/17/2008	5/16	6/15	H	L	82-83
11/22/2009	6/12	5/17	A	W	77-63
11/18/2010	4/nr	4/nr	H	W	85-73
11/20/2012	3/nr	3/nr	A	L	64-69 (OT)
VIRGINIA STATE					0-1
2/21/1925			H	L	18-39
VIRGINIA TECH					7-0
1/4/1983	12/nr		A	W	56-47
1/10/1984	8/nr		H	W	77-63
11/28/1989	1/nr	1/nr	H	W	81-55
12/3/1990	6/nr	3/nr	A	W	64-54
1/20/1994	1/nr	1/nr	H	W	88-51
2/22/1995	2/nr	2/nr	A	W	66-33
3/20/1999	2/13	2/15	N25	W	68-52
VISBY (SWEDEN)					N/A
11/8/1998			H	W-ex	100-60
WAKE FOREST					2-0
3/19/1988	1/nr	1/23	H	W	94-66
12/29/1988	1/nr	1/24	N57	W	82-61
WALTERS STATE CC					1-0
1/19/1976			H	W	82-57
WASHINGTON					1-0
11/26/1988	1/13	1/13	N56	W	70-48
WASHINGTON STATE					1-0
12/16/1981	14/nr		N34	W	55-46

GENERAL

STAFF

PLAYERS

REVIEW

HISTORY

FACILITIES

NCAA

SEC

RECORDS

MEDIA INFO



RECORDS

SERIES RECORDS

DATE	AP RANK UT/OPP	ESPN RANK UT/OPP	SITE	W/L	SCORE
------	-------------------	---------------------	------	-----	-------

WEST COAST ALL-STARS					N/A
11/9/2003			H	W-ex	86-57
11/14/2004			H	W-ex	77-36

WEST VIRGINIA					6-0
11/22/1982	4/nr		H	W	93-70
11/19/1983	5/nr		N38	W	52-47
1/12/1985	nr/nr		H	W	61-59
1/4/1986	11/nr	13/nr	A	W	74-58
12/20/2006	5/nr	5/nr	H	W	66-51
11/21/2007	1/15	1/17	NI23	W	67-49

WESTERN CAROLINA					10-7
1/18/1969			A	L	46-77
2/8/1969			H	L	44-60
2/6/1970			A	L	*
2/14/1970			H	*	*
1/22/1971			A	L	26-43
2/19/1972			NI1	W	48-44
2/22/1972			H	L	43-54
2/20/1973			A	W	48-46
2/19/1974			H	W	72-45
3/9/1974			NI11	W	66-51
1/22/1975			A	W	69-66
2/14/1975			NI1	L	82-86
12/3/1975			H	W	62-44
1/14/1976			A	L	72-77
1/14/1977	13/nr		HG	W	82-62
2/17/1977	12/nr		NI1	W	85-48
3/20/2005	3/nr	3/nr	H	W	94-43
11/25/2008	9/nr	12/nr	H	W	83-56

WESTERN KENTUCKY					7-1
11/20/1984	14/nr		A42	W	70-62
2/20/1985	20/11	23/10	H	W	77-72
2/24/1989	2/nr	2/nr	A	W	76-57
1/4/1990	5/nr	5/nr	H	W	78-58
3/21/1991	4/10	3/11	H	W	68-61
3/26/1992	2/15	2/15	N63	L	70-75
3/23/1995	3/9	2/7	H	W	87-65
3/16/1998	1/15	1/18	H	W	82-62

WESTERN MICHIGAN					2-0
1/1/1989	1/nr	1/nr	H	W	84-39
12/1/1989	1/nr	1/nr	A	W	98-57

WETZIKON BBC (SWITZERLAND)					N/A
8/17/1999			A89	W-ex	104-37

WINTHROP					2-1
2/15/1969			A1	W	31-29
2/16/1974			A1	W	60-45
3/9/1974			NI1	L	53-55

WISCONSIN					5-0
2/8/1996	6/8	6/11	A	W	72-61
2/4/1997	9/23	9/16	H	W	78-74
12/20/1997	1/9	1/10	N81	W	87-66
12/5/1999	3/25	3/nr	A	W	85-62
12/3/2000	2/18	2/nr	H	W	90-66

WISCONSIN-GREEN BAY					1-0
11/26/1996	5/nr	5/nr	H	W	71-36

XAVIER					0-1
3/24/2001	3/12	3/11	N98	L	65-80

YOUNGSTOWN STATE					2-0
2/10/1992	3/nr	4/nr	H	W	100-72
2/9/1993	1/nr	1/nr	A	W	78-54

TOURNEMENTS/NEUTRAL SITES

1-Winthrop Invitational; 2-Carson-Newman Invitational; 3-at Memphis State; 4-at East Tennessee State; 5-at Maryville; 6-at Kentucky; 7-Tennessee Invitational; 8-at Lenoir City, Tenn.; 9-at Carson-Newman; 10-at Tennessee Tech; 11-at Madison; 12-at Lambuth; 13-Tennessee Tech Invitational; 14-at Western Carolina; 15-Mississippi University for Women Christmas Invitational; 16-at Minnesota; 17-Lady Statesman Invitational at Delta State; 18-Lady Vol Classic; 19-at Tennessee-Martin; 20-at North Carolina; 21-at Delta State; 22-Midwestern Classic at Missouri; 23-Orange Bowl Classic, Miami, Fla.; 24-at Fordham; 25-at Greensboro (Coliseum), N.C.; 26-Nike Tournament of Champions at Nevada-Las Vegas; 27-at South Carolina; 28-at Central Michigan; 29-Lady Sunshine Classic, Sanford, Fla.; 30-at Marietta, Ga.; 31-at Louisiana State; 32-at Old Dominion; 33-at Oregon; 34-Giusti Tournament of Champions at Portland State; 35-at Norfolk, Va.; 36-Coca-Cola Classic at Detroit; 37-at Notre Dame; 38-at Parkersburg, W.Va.; 39-Notre Dame Thanksgiving Classic; 40-at Georgia; 41-at UCLA; 42-Bowling Green Bank Invitational at Western Kentucky; 43-Dial Classic at Minnesota; 44-at Mississippi; 45-at Western Kentucky, E.A. Diddle Arena; 46-Northern Illinois Fastbreak Fest; 47-at Hawaii; 48-at Iowa; 49-Amana-Hawkeye Classic at Iowa; 50-Orange Bowl/Burger King Classic at Miami (Fla.); 51-Albany, Ga.; 52-at Texas; 53-Mundialito de Basquete Feminino, Sao Paulo, Brazil; 54-Communiplex Classic, Cincinnati, Ohio; 55-at Tacoma, Wash.; 56-Rainbow Wahine Classic at Hawaii; 57-Bell Atlantic-Rutgers Invitational; 58-Hilton Head Super Shootout, Hilton Head Island, S.C.; 59-at New Orleans, La.; 60-Basketball Hall of Fame Game, Springfield, Mass.; 61-SEC/Big 10 Challenge; 62-World Invitational Club Basketball Championships, London, England; 63-at Purdue; 64-Maryland Invitational; 65-at Tennessee-Chattanooga; 66-State Farm Women's Basketball Hall of Fame Tip-Off Classic, Jackson, Tenn.; 67-at Arkansas; 68-at Richmond, Va.; 69-State Farm Hall of Fame Tip-Off Classic, Knoxville, Tenn.; 70-Kona Classic, Kailua-Kona, Hawaii; 71-Big 10/SEC Challenge at Purdue; 72-at Charlottesville, Va.; 73-at Charlotte, N.C.; 74-Women's National Invitational Tournament, Knoxville, Tenn.; 75-Women's National Invitational Tournament at Ruston, La.; 76-Howard Bank Classic, Burlington, Vt.; 77-at Hartford, Conn.; 78-Riverfront Coliseum, Cincinnati, Ohio; 79-San Jose Arena, San Jose, Calif.; 80-Draddy Gym, Riverdale, N.Y.; 81-UAA Sports Center, Anchorage, Alaska; 82-Columbus Civic Center, Columbus, Ga.; 83-at Vanderbilt; 84-Kemper Arena, Kansas City, Mo.; 85-State Farm Hall of Fame Tip-Off Classic at Purdue; 86-Disney Holiday Classic, Lake Buena Vista, Fla.; 87-at Madison Square Garden, New York, N.Y.; 88-at Namur, Belgium; 89-at Uster, Switzerland; 90-at Martigny, Switzerland; 91-at Istres, France; 92-at Nice, France; 93-at the Quicken Loans Arena (formerly known as the Gund Arena), Cleveland, Ohio; 94-at the Pyramid, Memphis, Tenn.; 95-First Union Center, Philadelphia, Pa.; 96-Women's Maui, Lahaina, Hawaii; 97-Bank One Ballpark, Phoenix, Ariz.; 98-Birmingham-Jefferson Convention Center, Birmingham, Ala.; 99-at the Honda Elite Four, Milk House, Orlando, Fla.; 100-at the ACC/SEC Shootout, Philips Arena, Atlanta, Ga.; 101-at Bridgestone Arena (formerly known as Sommet Center and Gaylord Arena), Nashville, Tenn.; 102-at the Hilton Coliseum, Ames, Iowa; 103-at the Alamodome, San Antonio, Texas; 104-at RBC Center, Raleigh, N.C.; 105-at the San Juan Shootout, San Juan, Puerto Rico; 106-at Conoco Fieldhouse, Indianapolis, Ind.; 107-at Alltel Arena, North Little Rock, Ark.; 108-at the Georgia Dome, Atlanta, Ga.; 109-at Palasport Jacopucci Gymnasium, Viterbo, Italy; 110-at Dometiko Athlitiko Gym, Glyfada, Greece; 111-at Tallahassee Leon County Civic Center, Tallahassee, Fla.; 112-at Lloyd Noble Center, Norman, Okla.; 113-at New Orleans Arena, New Orleans, La.; 114-at BI-LO Center, Greenville, S.C.; 115-at Liacouras Center, Philadelphia, Pa.; 116-at RCA Dome, Indianapolis, Ind.; 117-at Virgin Islands; 118-at Ted Constant Center, Norfolk, Va.; 119-at Gwinnett Center in Duluth, Ga.; 120-at Petersen Events Center, Pittsburgh, Pa.; 121-at Dayton Arena, Dayton, Ohio; 122-at St. Pete Times Forum, Tampa, Fla.; 123-at Charleston (W.Va.) Civic Center; 124-at West Lafayette, Ind.; 125-at Ford Center, Oklahoma City, Okla.; 126-AT&T Center, San Antonio, Texas; 127-FedExForum, Memphis, Tenn.; 128-Allstate Arena, Rosemont, Ill.; 129-Wells Fargo Arena, Des Moines, Iowa

YEAR-BY-YEAR RESULTS

Prior to 1974-75, all results are based on the best available information. Known gaps in the information are marked with an asterisk. Other omissions are possible. If anyone has information that may be missing from these lists, please notify the UT Media Relations Office at (865) 974-1212.

KATHERINE WILLIAMS, CAPTAIN (1 YEAR, 0-2)

1903 (0-2)

H- University YMCA Gym

Date	Site	W/L	Score	Opponent
3/13/1903	A	L	1-10	Maryville
4/6/1903	H	L	6-16	Maryville

JENNY MORRILL, CAPTAIN (1 YEAR, 0-2)

1904 (0-2)

Date	Site	W/L	Score	Opponent
3/5/1904	A	L	0-29	Maryville
3/12/1904	H	L	5-7	Maryville

LEO THEODORE BELLMONT (1 YEAR, 0-4)

1905 (0-4)

Date	Site	W/L	Score	Opponent
2/18/1905	A	L	8-14	Farragut School
2/25/1905	H	L	6-10	Farragut School
3/4/1905	H	L	11-24	Maryville
3/10/1905	A	L	4-20	Maryville

ESSIE POLK, CAPTAIN (1 YEAR, 0-3)

1906 (0-3)

Date	Site	W/L	Score	Opponent
1/27/1906	H	L	2-15	Farragut School
2/17/1906	A	L	5-37	Maryville
2/24/1906	H	L	3-18	Maryville

THOMAS SNODDY MYERS (1 YEAR, 1-1)

1907 (1-1)

Date	Site	W/L	Score	Opponent
2/16/1907	H	W	28-0	Central High School
2/27/1907	A	L	11-22	Maryville

WILLARD C. BURNLEY (1 YEAR, 1-2)

1908 (1-2)

Date	Site	W/L	Score	Opponent
1/18/1908	*	W	*	Central High School
2/14/1908	A	L	4-15	Farragut School
*	*	L	6-9	Maryville

ANDREW WEISENBERG (1 YEAR, 1-1-1)

1909 (1-1-1)

H- University Gym

Date	Site	W/L	Score	Opponent
1/16/1909	H	T	12-12	Tennessee School for the Deaf
2/4/1909	H	W	28-8	Central High School
2/20/1909	H	L	14-25	Maryville

HOWARD SANDBERG (1 YEAR, 0-2)

1909-10 (0-2)

Date	Site	W/L	Score	Opponent
12/16/1909	H	L	1-21	Central High School
2/12/1910	H	L	4-6	Knoxville High School
2/25/1910	A	*	*	Knoxville High School

MARY DOUGLAS AYRES (1 YEAR, 2-3)

1920 (2-3)

H-Tennessee Hall

Date	Site	W/L	Score	Opponent
1/30/1920	A	L	6-34	Maryville
2/26/1920	H	L	13-14	Carson-Newman
3/1/1920	H	L	11-23	Maryville
3/8/1920	H	W	30-1	Knoxville YWCA
3/18/1920	H	W	18-10	Martha Washington

MABEL MILLER (2 YEARS, 4-2)

1922 (1-1)

Date	Site	W/L	Score	Opponent
3/10/1922	A	W	28-19	Cumberland (Ky.)
3/11/1922	A	L	8-14	Union (Ky.)

1923 (3-1)

H-Jefferson Hall

Date	Site	W/L	Score	Opponent
2/9/1923	H	W	28-14	Cumberland (Ky.)
2/16/1923	H	W	23-7	Carson-Newman
2/23/1923	A	W	29-26	Martha Washington
2/24/1923	A	L	12-15	Sullins

FAY MORGAN (1 YEAR, 4-3)

1924 (4-3)

Date	Site	W/L	Score	Opponent
1/31/1924	H	L	16-22	East Tennessee
2/8/1924	H	W	19-4	Chattanooga
2/12/1924	H	W	24-12	Martha Washington
2/22/1924	H	L	9-29	Cincinnati
2/26/1924	A	L	23-54	Cincinnati
2/27/1924	A	W	48-24	Cumberland (Ky.)
3/4/1924	H	W	24-12	Maryville

ANN HUDDLE (2 YEARS, 12-4-1)

1925 (5-3-1)

Date	Site	W/L	Score	Opponent
1/10/1925	H	W	38-30	Carson-Newman
1/14/1925	H	W	40-10	Maryville
1/23/1925	A	W	41-19	Maryville
2/2/1925	A	T	25-25	East Tennessee
2/9/1925	A	L	16-36	Carson-Newman
2/17/1925	A	W	39-16	Chattanooga
2/18/1925	A	W	54-10	Centenary (Tenn.)
2/21/1925	H	L	18-39	Virginia State
2/24/1925	H	L	14-20	Maryville

1926 (7-1)

Date	Site	W/L	Score	Opponent
1/9/1926	H	W	45-8	Chattanooga
1/14/1926	H	W	47-12	Cumberland (Ky.)
1/25/1926	A	W	37-29	Maryville
2/5/1926	H	W	52-16	Knoxville YWCA
2/11/1926	A	W	45-15	Chattanooga
2/15/1926	A	W	37-12	Tusculum
2/20/1926	H	W	50-16	East Tenn. State
2/26/1926	H	L	27-28	Maryville

NANCY LAY (9 YEARS)

1960 to 1968

No schedules or results available

JOAN CRONAN (2 YEARS, 8-10)

1969 (8-4)

H-Alumni Gym

Date	Site	W/L	Score	Opponent
1/18/1969	A	L	46-77	Western Carolina
1/23/1969	H	W	45-43	Tennessee Tech
1/29/1969	A	W	53-49	Carson-Newman
2/1/1969	H	W	40-32	East Tennessee
2/8/1969	H	L	44-60	Western Carolina
2/13/1969	A	W	63-44	Carson-Newman
2/15/1969	N1	W	38-26	Georgia
2/15/1969	A1	W	31-29	Winthrop
2/28/1969	N2	L	50-58 (OT)	Appalachian State
3/1/1969	N2	W	43-23	Union (Ky.)
3/1/1969	N2	L	33-35 (OT)	Appalachian State
3/5/1969	H	W	70-34	Sullins
4/11-12/1969	*	**	*	Tennessee Tech Invitational

1970 (0-6)

Date	Site	W/L	Score	Opponent
1/27/1970	A	L	61-64	Belmont
1/28/1970	A	L	45-59	Tennessee Tech

GENERAL

STAFF

PLAYERS

REVIEW

HISTORY

FACILITIES

NCAA

SEC

RECORDS

MEDIA INFO



RECORDS

YEAR-BY-YEAR RESULTS

1/31/1970	H	L	28-38	Belmont
2/6/1970	A	L	*	Western Carolina
2/7/1970	A	L	*	Appalachian State
2/11/1970	H	L	48-60	Tennessee Tech
2/14/1970	H	*	*	Western Carolina
2/20-21/1970	*	*	*	Winthrop Invitational
3/4/1970	H	*	*	Appalachian State
3/6-7/1970	*	*	*	Tennessee Tech Invitational

MARGARET HUTSON (4 YEARS, 60-18)

1971 (6-6)

H-Alumni Gym; HP-Physical Education Building

Date	Site	W/L	Score	Opponent
1/15/1971	H	(W)*	*	Middle Tennessee State
1/19/1971	*	(W)*	*	Knoxville
1/22/1971	A	L	26-43	Western Carolina
1/29/1971	H	W	56-29	Milligan
2/4/1971	A	L	52-60	Chattanooga
2/9/1971	H	W	46-33	Carson-Newman
2/12/1971	A	L	56-62	East Tennessee
2/23/1971	H	*	*	Carson-Newman

TCWSF EASTERN DISTRICT CHAMPIONSHIPS (2nd), Knoxville, Tenn.

2/26/1971	HP	L	47-53	Chattanooga
2/26/1971	HP	W	52-37	Carson-Newman
2/27/1971	HP	W	*	Milligan
2/27/1971	HP	W	54-45	East Tennessee

TCWSF CHAMPIONSHIPS (5th), Memphis, Tenn.

3/4/1971	N3	L	26-39	Tennessee-Martin
3/5/1971	N3	L	22-46	Chattanooga

(W) - One of these games was a UT victory; the other was not played.

1972 (13-5)

H-Physical Education Building

Date	Site	W/L	Score	Opponent
1/15/1972	H	W	55-45	Middle Tennessee State
1/20/1972	H	W	35-29	Maryville All-Stars
1/25/1972	H	W	51-45	Carson-Newman
1/28/1972	A	W	72-26	Milligan
2/4/1972	H	W	78-56	East Tenn. State
2/8/1972	A	W	58-48	Chattanooga
2/12/1972	H	W	52-35	Cumberland (Tenn.)
2/15/1972	A	W	71-41	Carson-Newman
2/18/1972	N1	W	44-30	South Carolina
2/19/1972	N1	W	48-44	Western Carolina
2/19/1972	N1	L	36-51	North Carolina-Greensboro
2/22/1972	H	L	43-54	Western Carolina

TCWSF EASTERN DISTRICT CHAMPIONSHIPS (2nd), Knoxville, Tenn.

2/25/1972	H	W	45-39	Carson-Newman
2/26/1972	H	L	49-50	Chattanooga
2/26/1972	H	W	56-53	Chattanooga

TCWSF CHAMPIONSHIPS (5th), Knoxville, Tenn.

3/2/1972	H	W	47-39	Middle Tennessee State
3/3/1972	H	L	52-56	Chattanooga
3/3/1972	H	L	42-53	Tennessee-Martin

1973 (16-5)

TCWSF Eastern District Champions

H-Alumni Gym; HP-Physical Education Building

Date	Site	W/L	Score	Opponent
1/10/1973	H	W	64-25	Cumberland (Ky.)
1/13/1973	H	W	49-39	Marshall
1/17/1973	A	W	43-42	Middle Tennessee State
1/26/1973	H	L	55-58	Chattanooga
1/31/1973	H	W	72-50	Maryville
2/6/1973	A	W	54-44	East Tenn. State
2/9/1973	H	W	58-27	Milligan
2/10/1973	HP	W	53-42	Eastern Kentucky
2/16/1973	N1	W	71-43	Furman
2/17/1973	N1	L	57-67	Appalachian State
2/20/1973	A	W	48-46	Western Carolina

TCWSF EASTERN DISTRICT CHAMPIONSHIPS (1st), Johnson City, Tn.

2/23/1973	N4	W	69-57	Maryville
2/24/1973	N4	W	56-50	Carson-Newman
2/24/1973	N4	W	55-51	Chattanooga

TCWSF CHAMPIONSHIPS (2nd), Maryville, Tenn.

3/2/1973	N5	W	58-43	Middle Tennessee State
----------	----	---	-------	------------------------

3/2/1973	N5	W	59-57 (OT)	Tennessee-Martin
3/3/1973	N5	L	45-48	Tennessee Tech
3/3/1973	N5	W	61-57 (OT)	Tennessee-Martin

AIAW REGION II CHAMPIONSHIPS (4th), Lexington, Ky.

3/9/1973	N6	W	61-43	Longwood
3/10/1973	N6	L	54-59	South Carolina
3/10/1973	N6	L	49-61	Tennessee Tech

1974 (25-2)

TCWSF Eastern District Champions

H-Alumni Gym HP-Physical Education Building

Date	Site	W/L	Score	Opponent
1/9/1974	H	W	44-40	Marshall
1/11/1974	HP7	W	64-29	Maryville
1/12/1974	H7	W	66-42	Austin Peay
1/12/1974	H7	W	55-41	Carson-Newman
1/15/1974	H	W	51-41	Eastern Kentucky
1/18/1974	H	W	53-39	St. Mary's Nursing
1/22/1974	A	W	57-25	Carson-Newman
1/25/1974	H	W	63-51	Belmont
1/28/1974	N8	W	61-31	Hiwassee JC
2/1/1974	H	W	77-33	Middle Tennessee St.
2/5/1974	H	W	64-35	Maryville
2/9/1974	A	W	65-51	Tennessee Tech
2/11/1974	H	W	55-36	East Tenn. State
2/15/1974	N1	W	68-39	Furman
2/16/1974	N1	W	72-45	South Carolina
2/16/1974	A1	W	60-45	Winthrop
2/19/1974	H	W	72-45	Western Carolina

TCWSF EASTERN DISTRICT CHAMPIONSHIPS (1st), Jefferson City, Tn.

2/22/1974	A9	W	59-41	Carson-Newman
2/23/1974	N9	W	54-41	East Tenn. State

TCWSF CHAMPIONSHIPS (2nd), Cookeville, Tenn.

2/28/1974	N10	W	55-35	Austin Peay
3/1/1974	N10	W	57-50	Memphis State
3/2/1974	N10	W	52-41	Memphis State
3/2/1974	A10	L	51-54 (OT)	Tennessee Tech

AIAW REGION II CHAMPIONSHIPS (3rd), Harrisonburg, Va.

3/8/1974	A11	W	74-43	James Madison
3/8/1974	N11	W	68-47	Roanoke
3/9/1974	N11	W	66-51	Western Carolina
3/9/1974	N11	L	53-55	Winthrop

PAT HEAD SUMMITT (38 YEARS, 1,098-208)

1974-75 (16-8)

TCWSF Eastern District Champions

H-Alumni Gym

Date	Site	W/L	Score	Opponent
12/7/1974	H	L	83-84	Mercer
1/10/1975	H	W	69-32	Middle Tennessee St.
1/11/1975	H	W	109-74	Shorter
1/18/1975	H	W	80-36	East Tenn. State
1/22/1975	A	W	69-66	Western Carolina
1/25/1975	N4	W	77-73	Chattanooga
1/25/1975	A	W	85-72	East Tenn. State
1/27/1975	A	L	73-96	Tennessee Tech
1/31/1975	H	W	87-54	Mars Hill
2/4/1975	H	L	74-76	Tennessee Tech
2/7/1975	A	W	92-76	Tennessee-Martin
2/8/1975	A	L	67-80	Union (Tenn.)
2/14/1975	N1	W	94-69	Appalachian State
2/14/1975	N1	L	82-86	Western Carolina
2/15/1975	N1	W	78-66	Anderson JC
2/15/1975	N1	W	82-81	East Carolina
2/18/1975	A	L	80-102	Belmont

TCWSF EASTERN DISTRICT CHAMPIONSHIPS (1st), Knoxville, Tenn.

2/21/1975	H	W	97-41	East Tenn. State
2/22/1975	H	W	90-78	Chattanooga

(Regular Season Contest)

2/25/1975	A	W	100-70	Eastern Kentucky
-----------	---	---	--------	------------------

TCWSF CHAMPIONSHIPS (4th), Jackson, Tenn.

2/27/1975	N12	L	90-95	Union (Tenn.)
2/28/1975	N12	W	74-73	Carson-Newman
2/28/1975	N12	W	112-88	Chattanooga
3/1/1975	N12	L	93-94	Union (Tenn.)

YEAR-BY-YEAR RESULTS

1975-76 (16-11)

Date	Site	W/L	Score	Opponent
12/3/1975	H	W	62-44	Western Carolina
12/10/1975	H	W	77-50	Tennessee-Martin
1/10/1976	H	L	68-70	Edinboro
1/14/1976	A	L	72-77	Western Carolina
1/16/1976	A	W	65-53	Austin Peay
1/17/1976	A	L	45-77	Belmont
1/18/1976	A	W	96-27	Vanderbilt
1/19/1976	H	W	82-57	Walters State CC
1/23/1976	A13	W	74-51	Tennessee Tech JV
1/24/1976	N13	W	70-67	Kentucky
1/24/1976	A13	L	61-83	Tennessee Tech
1/29/1976	H	W	114-51	Chattanooga State
1/31/1976	H	W	96-62	Chattanooga
2/6/1976	H	L	84-89 (OT)	Tennessee Tech
2/11/1976	H	L	68-89	Eastern Kentucky
2/12/1976	N1	W	73-50	Furman
2/13/1976	N1	L	79-81 (OT)	UNC-Greensboro
2/17/1976	H	L	71-79	Belmont
2/21/1976	H	W	90-42	Cumberland (Tenn.)
2/28/1976	A	W	67-66	Chattanooga

TCWSF CHAMPIONSHIPS (2nd), Milligan College and ETSU

3/3/1976	A	W	112-43	Milligan
3/4/1976	N4	L	76-91	Tennessee Tech
3/5/1976	N4	W	77-62	Tennessee-Martin
3/6/1976	N4	W	71-69 (OT)	Memphis State
3/6/1976	N4	W	73-70	Middle Tennessee St.

AIAW REGION II CHAMPIONSHIPS (6th), Cullowhee, N.C.

3/11/1976	N14	L	71-88	Appalachian State
3/12/1976	N14	L	85-86	NC State

* The Associated Press poll began as a top 20 prior to the 1976-77 season

1976-77 (28-5)

Final AP Ranking 5th

AIAW Region II Champions

H-Stokely Athletics Center; HG-Alumni Gym

Date	AP Rk	Site	W/L	Score	Opponent
11/13/1976		H	W	107-53	Kentucky
11/30/1976		HG	W	78-63	Belmont
12/17/1976	19/nr	N15	W	87-61	Clemson
12/17/1976	19/1	N15	L	63-74	Delta State
12/18/1976	19/nr	N15	W	89-60	Miss. Gulf Coast JC
12/18/1976	19/nr	N15	W	67-57	Ohio State
1/6/1977	16/nr	HG	W	114-39	Marshall
1/7/1977	16/18	A	W	82-57	Kentucky
1/14/1977	13/nr	HG	W	82-62	Western Carolina
1/17/1977	13/nr	A	W	58-56	Mississippi
1/22/1977	12/nr	H	W	83-57	Alabama
1/24/1977	12/nr	H	W	100-57	East Tenn. State
1/28/1977	10/nr	A	L	59-60	Belmont
1/29/1977	10/15	A	W	81-72	Memphis State
2/3/1977	12/nr	A	W	102-46	East Tenn. State
2/7/1977	12/6	A	L	65-70	Tennessee Tech
2/12/1977	12/nr	A	W	84-70	Eastern Kentucky
2/14/1977	12/nr	H	W	74-63	Mississippi
2/17/1977	12/nr	N1	W	85-48	Western Carolina
2/18/1977	12/nr	N1	W	82-65	Appalachian State
2/18/1977	12/nr	N1	W	91-70	Charleston
2/19/1977	12/nr	N1	W	77-50	Anderson JC
2/25/1977	12/6	H	W	80-67	Tennessee Tech

TCWSF CHAMPIONSHIPS (2nd), Cookeville, Tenn.

3/3/1977	12/nr	N10	W	87-66	Middle Tennessee St.
3/4/1977	12/6	A10	L	70-76	Tennessee Tech
3/5/1977	12/18	N10	W	82-72	Memphis State

AIAW REGION II CHAMPIONSHIPS (1st), Memphis, Tenn.

3/10/1977	10/nr	N3	W	84-46	Clemson
3/11/1977	10/12	N3	W	61-60	Old Dominion
3/12/1977	10/7	N3	W	72-59	Tennessee Tech

AIAW CHAMPIONSHIPS (3rd), Minneapolis, Minn.

3/23/1977	5/17	N16	W	76-62	Michigan State
3/24/1977	5/20	N16	W	81-69	Kansas State
3/25/1977	5/1	N16	L	58-62	Delta State
3/26/1977	5/2	N16	W	91-71	Immaculata

1977-78 (27-4)

Final AP Ranking 1st

TCWSF Champions

AIAW Region II Champions

H-Stokely Athletics Center

Date	AP Rk	Site	W/L	Score	Opponent
11/23/1977	1/nr	H	W	100-33	Miami (Ohio)
11/28/1977	1/nr	H	W	88-70	Clemson
12/2/1977	1/7	N17	L	80-87	Montclair State
12/3/1977	1/11	N17	W	65-60	Tennessee Tech
12/12/1977	5/18	H	W	89-56	Ohio State
12/15/1977	5/nr	N15	W	83-35	Miss. Gulf Coast JC
12/16/1977	5/nr	N15	W	83-55	Pittsburgh
12/16/1977	5/nr	N15	W	79-64	Tennessee Tech
12/17/1977	5/2	N15	W	72-63	Louisiana State
1/2/1978	3/5	H	W	70-65	NC State
1/5/1978	3/2	H	W	94-74	Delta State
1/7/1978	3/nr	A	W	65-61	Mississippi
1/9/1978	3/4	A	L	62-72	Louisiana State
1/14/1978	2/18	H	W	101-83	Missouri
1/17/1978	2/nr	A	W	87-79	MTSU
1/18/1978	3/nr	A	W	82-81 (OT)	Tennessee Tech
1/28/1978	3/nr	A	W	92-90 (2OT)	Kentucky
2/4/1978	3/nr	H	W	87-79	Mississippi
2/6/1978	3/1	H	W	86-68	Louisiana State
2/11/1978	3/nr	A	W	72-53	Alabama
2/17/1978	1/15	H18	W	89-77	Memphis State
2/18/1978	1/nr	H18	W	80-64	Tennessee Tech
2/22/1978	1/nr	H	W	90-67	Eastern Kentucky
2/25/1978	1/nr	H	W	99-66	Kentucky

TCWSF CHAMPIONSHIPS (1st), Martin, Tenn.

3/3/1978	1/13	N19	W	87-76	Memphis State
3/4/1978	1/nr	N19	W	92-73	Tennessee Tech

AIAW REGION II CHAMPIONSHIPS (1st), Chapel Hill, N.C.

3/9/1978	1/nr	A20	W	92-66	North Carolina
3/10/1978	1/nr	N20	W	76-60	Kentucky
3/11/1978	1/5	N20	W	64-62	NC State

AIAW SOUTH SATELLITE TOURNAMENT (4th), Cleveland, Miss.

3/17/1978	1/6	N21	L	69-75	Maryland
3/18/1978	1/8	N21	L	80-83	Valdosta State

1978-79 (30-9)

Final AP Ranking 3rd

TCWSF Champions

Date	AP Rk	Site	W/L	Score	Opponent
11/27/1978	1/nr	A	W	91-67	Eastern Kentucky
11/29/1978	1/nr	A	W	75-66	Clemson
12/5/1978	1/nr	H	W	87-63	Middle Tennessee St.
12/8/1978	1/10	N22	W	84-60	Texas
12/9/1978	1/19	A22	W	74-61	Missouri
12/12/1978	1/nr	H	W	88-74	Ohio State
12/14/1978	1/nr	N15	W	69-59	Ohio State
12/15/1978	1/5	N15	L	60-69	Stephen F. Austin
12/16/1978	1/16	N15	L	56-64	Louisiana Tech
12/28/1978	5/7	N23	W	67-63	Delta State
12/29/1978	5/4	N23	L	79-85	Maryland
12/30/1978	5/11	N23	W	74-72	Penn State
1/3/1979	5/nr	A	W	82-59	East Tenn. State
1/5/1979	5/4	H	W	88-74	UCLA
1/9/1979	4/7	A	W	85-73	Delta State
1/13/1979	4/8	A	W	79-66	NC State
1/15/1979	4/nr	H	W	62-54	South Carolina
1/17/1979	4/nr	H	W	85-52	Alabama
1/20/1979	4/nr	A	L	64-66	Kentucky
1/24/1979	7/17	A	L	80-85 (OT)	Louisiana State
1/27/1979	7/14	H	W	93-73	Valdosta State
1/29/1979	7/17	H	W	92-48	Louisiana State
2/3/1979	8/nr	H	W	95-57	North Carolina
2/6/1979	6/15	H	W	73-57	Delta State
2/10/1979	6/1	A	L	56-71	Old Dominion
2/12/1979	6/nr	H	W	124-60	Tennessee-Martin
2/15/1979	6/nr	H	W	80-75	Tennessee Tech
2/17/1979	6/nr	H	W	89-51	Kentucky
2/24/1979	6/17	A	L	75-79	Memphis State

TCWSF CHAMPIONSHIPS (1st), Knoxville, Tenn.

3/1/1979	8/nr	H	W	94-53	Belmont
----------	------	---	---	-------	---------

GENERAL

STAFF

PLAYERS

REVIEW

HISTORY

FACILITIES

NCAA

SEC

RECORDS

MEDIA INFO



RECORDS

YEAR-BY-YEAR RESULTS

3/2/1979	8/nr	H	W	96-51	Tennessee-Martin
3/3/1979	8/nr	H	W	85-60	Tennessee Tech
AIAW REGION II CHAMPIONSHIPS (2nd), Knoxville, Tenn.					
3/8/1979	8/nr	H	W	89-61	Clemson
3/9/1979	8/15	H	W	76-64	South Carolina
3/10/1979	8/1	H	L	72-74	Old Dominion
AIAW EAST SATELLITE TOURNAMENT (1st), Bronx, N.Y.					
3/16/1979	6/3	N24	W	79-69	Rutgers
3/17/1979	6/nr	A24	W	76-54	Fordham
AIAW CHAMPIONSHIPS (3rd), Greensboro, N.C.					
3/23/1979	3/2	N25	L	84-102	Louisiana Tech
3/25/1979	3/6	N25	W	104-86	UCLA

1979-80 (33-5)

Final AP Ranking 2nd

SEC Champions

TCWSF Champions

Date	AP Rk	Site	W/L	Score	Opponent
11/21/1979		A	W	77-53	Vanderbilt
11/26/1979	4/nr	A	W	63-48	Middle Tennessee St.
11/29/1979		H	L-ex	59-102	Soviet National Tm.
12/1/1979	4/nr	A	W	66-55	North Carolina
12/7/1979	4/2	H	W	73-71	Louisiana Tech
12/13/1979	3/11	A	W	80-77	UCLA
12/15/1979	3/nr	A	W	81-70	San Jose State
12/16/1979	3/nr	A	W	88-57	Fullerton State
12/18/1979	3/8	N26	L	68-71	Long Beach State
12/19/1979	3/15	A26	W	84-64	Nevada-Las Vegas
1/4/1980	5/8	H	W	67-58	NC State
1/7/1980	5/nr	H	W	82-42	Nebraska
1/10/1980	5/nr	A	W	88-68	Alabama
1/12/1980	5/nr	A	W	72-65	Valdosta State
1/14/1980	5/2	H	W	79-69	Stephen F. Austin
1/18/1980	5/nr	A	W	73-53	Chattanooga
1/21/1980	5/nr	H	W	86-48	Memphis State
1/23/1980	4/8	A	L	52-56	South Carolina
1/26/1980	4/2	H	L	54-61	Old Dominion
1/28/1980	4/nr	H	W	96-73	Louisiana State
1/31/1980	6/nr	A	W	72-56	Ohio State
2/2/1980	6/17	A	W	91-83 (OT)	Kentucky
2/5/1980	5/nr	H	W	90-48	East Tenn. State

SEC TOURNAMENT (1st)

2/8/1980	5/nr	H	W	118-44	Florida
2/9/1980	5/nr	H	W	72-61	Auburn
2/10/1980	5/nr	H	W	85-71	Mississippi
(Regular Season Contests)					
2/12/1980	4/nr	A	W	68-66	Tennessee Tech
2/16/1980	4/nr	A	W	69-55	Tennessee-Martin
2/18/1980	4/16	H	W	89-72	Clemson

TCWSF CHAMPIONSHIPS (1st)

2/28/1980	4/nr	N10	W	81-35	Tennessee-Martin
2/29/1980	4/nr	N10	W	71-63	Chattanooga
3/1/1980	4/20	A10	W	83-66	Tennessee Tech

AIAW REGION II CHAMPIONSHIPS (2nd), Knoxville, Tenn./Columbia, S.C.

3/5/1980	3/16	H	W	95-79	Clemson
3/7/1980	3/7	A27	W	67-54	South Carolina
3/8/1980	3/1	N27	L	67-68	Old Dominion

AIAW SOUTH SATELLITE TOURNAMENT (1st), Knoxville, Tenn.

3/15/1980	2/14	H	W	84-64	Kansas State
3/18/1980	2/6	H	W	93-76	Maryland

AIAW CHAMPIONSHIPS (2nd), Mount Pleasant, Mich.

3/21/1980	2/4	N28	W	75-72	South Carolina
3/23/1980	2/1	N28	L	53-68	Old Dominion

1980-81 (25-6)

Final AP Ranking 2nd

TCWSF Champions

AIAW Region II Champions

Date	AP Rk	Site	W/L	Score	Opponent
11/28/1980	3/nr	N29	W	74-62	Alabama
11/29/1980	3/nr	N29	W	99-84	Valdosta State
12/2/1980		H	W-ex	76-49	Polish National Tm.
12/4/1980	3/nr	H	W	90-56	Chattanooga
12/10/1980	3/nr	A	W	88-73	Louisiana State
12/13/1980	3/17	A	L	68-72	Stephen F. Austin
12/15/1980	3/1	A	L	53-77	Louisiana Tech

12/17/1980	6/nr	N30	W	73-68 (OT)	Georgia
1/3/1981	7/8	H	L	62-65	UCLA
1/10/1981	9/nr	H	W	64-52	Illinois State
1/12/1981	9/10	H	W	65-54	South Carolina
1/15/1981	7/14	A	W	93-91 (OT)	Maryland
1/17/1981	7/nr	A	W	81-66	East Tenn. State
1/21/1981	7/nr	A	L	64-72	Clemson
1/26/1981	7/nr	H	W	76-72	North Carolina
SEC TOURNAMENT (5th), Baton Rouge, La.					
1/30/1981	10/nr	N31	L	71-77	Alabama
(Regular Season Contests)					
2/2/1981	10/8	H	W	78-71	USC
2/6/1981	11/10	H	W	81-65	Kentucky
2/8/1981	11/nr	H	W	68-54	Alabama
2/12/1981	7/nr	H	W	69-63	Tennessee Tech
2/16/1981	7/2	A	W	76-70	Old Dominion
2/21/1981	7/15	A	W	72-63	NC State

TCWSF CHAMPIONSHIPS (1st)

2/26/1981	4/nr	N3	W	71-41	Tennessee-Martin
2/27/1981	4/nr	N3	W	66-47	Middle Tennessee State
2/28/1981	4/nr	N3	W	75-48	East Tenn. State

AIAW REGION II CHAMPIONSHIPS (1st), Knoxville, Tenn. / Norfolk, Va.

3/10/1981	3/nr	H	W	81-54	Virginia
3/13/1981	3/10	N32	W	58-49	Kentucky
3/14/1981	3/6	A32	W	65-64	Old Dominion

AIAW NATIONAL PLAYOFFS

3/21/1981	2/nr	H	W	78-63	Knoxville, Tenn.
3/24/1981	2/9	H	W	79-67	Maryland

AIAW CHAMPIONSHIPS (2nd)

3/27/1981	2/3	N33	W	68-65	Old Dominion
3/29/1981	2/1	N33	L	59-79	Louisiana Tech

1981-82 (22-10)

Final AP Ranking 4th

NCAA Midwest Regional Champions

Date	AP Rk	Site	W/L	Score	Opponent
11/22/1981	2/18	H	L	74-80	Stephen F. Austin
11/28/1981	2/nr	A	W	85-73	Florida
12/2/1981	7/2	A	L	54-66	Old Dominion
12/6/1981	10/nr	H	W	99-77	Vanderbilt
12/8/1981	10/nr	A	L	60-78	Colorado
12/9/1981	10/4	A	L	70-86	USC
12/13/1981	14/17	A	W	71-66	UCLA
12/16/1981	14/nr	N34	W	55-46	Washington State
12/17/1981	14/nr	N34	L	82-83(2OT)	Ohio State
12/18/1981	14/nr	N34	W	73-62	Oregon State
1/4/1982	20/nr	A	W	80-63	Vanderbilt
1/7/1982	20/nr	H	W	83-68	Kansas State
1/10/1982	nr/1	H	L	64-72	Louisiana Tech
1/17/1982	nr/13	A	L	63-66	Georgia
1/21/1982	nr/nr	H	W	91-60	Clemson
1/23/1982	nr/3	A	L	57-68	Rutgers
1/25/1982	nr/12	A	W	87-81	South Carolina
1/28/1982	nr/8	H	W	81-75	Kentucky
1/30/1982	nr/nr	A	W	76-62	North Carolina
2/1/1982	nr/nr	H	W	83-67	Florida
2/7/1982	20/14	H	W	98-74	Penn State
2/11/1982	20/15	H	W	65-52	Georgia
2/14/1982	13/4	H	W	62-58	Old Dominion
2/18/1982	13/14	A	W	65-61	Kentucky
2/20/1982	13/9	H	W	70-62	Maryland

SEC TOURNAMENT (2nd)

2/26/1982	8/nr	N6	W	80-75	Vanderbilt
2/27/1982	8/18	N6	W	55-44	Georgia
2/28/1982	11/13	A6	L	74-80	Kentucky

NCAA FIRST ROUND

3/13/1982	10/nr	H	W	72-56	Knoxville, Tenn.
-----------	-------	---	---	-------	------------------

NCAA MIDEAST REGIONAL CHAMPIONSHIPS (1st)

3/19/1982	8/15	H	W	78-63	Memphis State
3/21/1982	8/5	H	W	91-90 (OT)	USC

NCAA FINAL FOUR (3rd), Norfolk, Va.

3/26/1982	8/1	N35	L	46-69	Louisiana Tech
-----------	-----	-----	---	-------	----------------

YEAR-BY-YEAR RESULTS

1982-83 (25-8, 7-1 SEC, 1st East)

Final AP Ranking 10th						
Date	AP Rk	Site	W/L	Score	Opponent	
11/22/1982	4/nr	H	W	93-70	West Virginia	
11/24/1982	4/nr	H	W	108-65	North Carolina	
11/30/1982	4/3	H	L	72-78 (OT)	Old Dominion	
12/3/1982	4/nr	N36	W	69-56	St. John's	
12/4/1982	4/13	N36	W	84-62	South Carolina	
12/6/1982	5/1	H	L	71-81	USC	
12/9/1982	5/10	A	L	59-74	Texas	
12/11/1982	5/nr	A	W	76-67	Stephen F. Austin	
12/14/1982	9/2	A	L	64-80	Louisiana Tech	
12/17/1982	9/nr	A	W	83-73	Louisiana State	
1/2/1983	12/nr	H	W	78-66	Alabama-Birmingham	
1/4/1983	12/nr	A	W	56-47	Virginia Tech	
1/8/1983	12/15	A	W	69-67	Mississippi	
1/12/1983	11/nr	H	W	98-70	Vanderbilt	
1/16/1983	8/9	A	W	74-54	Georgia	
1/19/1983	8/16	H	W	81-61	Rutgers	
1/23/1983	8/nr	A	W	94-62	Florida	
1/28/1983	8/nr	A	W	73-60	Pittsburgh	
1/30/1983	8/19	A	W	75-60	Penn State	
2/2/1983	8/nr	H	W	70-69	Florida	
2/6/1983	6/19	H	W	91-78	NC State	
2/9/1983	6/4	A	W	95-85	Kentucky	
2/12/1983	6/10	H	W	73-59	Georgia	
2/14/1983	4/9	A	L	66-90	Old Dominion	
2/16/1983	4/nr	H	W	87-67	South Carolina	
2/19/1983	4/nr	A	W	94-79	Vanderbilt	
2/27/1983	8/6	H	L	69-81	Kentucky	
SEC TOURNAMENT (3rd)					Knoxville, Tenn.	
3/4/1983	8/nr	H	W	91-73	Alabama	
3/5/1983	8/12	H	L	65-71	Georgia	
3/6/1983	10/15	H	W	83-75	Auburn	
NCAA FIRST ROUND					Knoxville, Tenn.	
3/19/1983	9/nr	H	W	86-51	South Carolina State	
NCAA MIDEAST REGIONAL CHAMPIONSHIPS (2nd), Notre Dame, Ind.						
3/25/1983	9/13	N37	W	90-83 (30T)	Mississippi	
3/27/1983	9/8	N37	L	63-67	Georgia	

1983-84 (23-10, 7-1 SEC, 1st East)

Final AP Ranking 15th						
NCAA Midwest Regional Champions						
Date	AP Rk	Site	W/L	Score	Opponent	
11/13/1983		H	W-ex	94-80	Hungarian National Tm.	
11/19/1983	5/nr	N38	W	52-47	West Virginia	
11/22/1983	5/nr	H	W	85-69	South Carolina State	
11/25/1983	5/nr	A39	W	71-56	Notre Dame	
11/26/1983	5/1	N39	L	64-78	USC	
11/29/1983	5/11	H	W	67-63	Old Dominion	
12/1/1983	5/4	H	L	65-66	Texas	
12/4/1983	7/nr	H	W	54-50	Minnesota	
12/8/1983	7/1	A	L	66-81	USC	
12/10/1983	7/nr	A	W	73-70	UCLA	
12/13/1983	9/5	A	L	51-56	Long Beach State	
1/2/1984	11/nr	A	W	75-59	North Carolina	
1/4/1984	11/nr	H	W	88-64	Pittsburgh	
1/8/1984	8/nr	A	W	78-70	Florida	
1/10/1984	8/nr	H	W	77-63	Virginia Tech	
1/14/1984	8/16	A	L	59-65	NC State	
1/18/1984	12/1	H	L	63-81	Louisiana Tech	
1/22/1984	11/4	H	W	64-59	Georgia	
1/25/1984	11/nr	A	W	75-63	Kentucky	
1/29/1984	9/nr	H	W	68-65	Penn State	
1/31/1984	9/nr	H	W	69-49	Florida	
2/3/1984	9/8	H	W	82-80	Louisiana State	
2/5/1984	7/nr	A	W	82-73	Vanderbilt	
2/8/1984	7/nr	A	W	71-66	South Carolina	
2/12/1984	6/nr	H	W	67-65	Kentucky	
2/15/1984	6/7	H	L	65-67	Mississippi	
2/19/1984	10/4	A	L	65-84	Georgia	
2/26/1984	10/nr	H	W	74-72	Vanderbilt	
SEC TOURNAMENT (5th)					Athens, Ga.	
3/3/1984	10/17	N40	L	66-85	Alabama	
NCAA FIRST ROUND					Knoxville, Tenn.	
3/17/1984	15/nr	H	W	70-52	Middle Tennessee St.	

NCAA MIDEAST REGIONAL CHAMPIONSHIPS (1st), Knoxville, Tenn.						
3/23/1984	15/12	H	W	65-58	Alabama	
3/25/1984	15/3	H	W	73-61	Georgia	
NCAA FINAL FOUR (2nd) Los Angeles, Calif.						
3/30/1984	15/9	N41	W	82-73	Cheyney	
4/1/1984	15/5	N41	L	61-72	USC	

* The USA Today/ESPN poll began began as a top 25 on Jan. 23, 1985.

1984-85 (22-10, 4-4 SEC, 2nd East)

Final AP Ranking 13th						
Final ESPN Ranking 13th						
SEC Champions						
Date	AP Rk	ESPN Rk	Site	W/L	Score	Opponent
11/19/1984	14/nr		N42	W	56-54	S. Illinois
11/20/1984	14/nr		A42	W	70-62	W. Kentucky
11/24/1984	14/nr		H	W	62-57	Notre Dame
11/26/1984	12/nr		H	L	69-72	Cincinnati
11/30/1984	12/nr		N43	L	53-68	NE Louisiana
12/1/1984	12/nr		N43	W	77-58	Nebraska
12/5/1984	16/nr		H	W	78-54	Chattanooga
12/7/1984	16/nr		H	W	84-70	N. Carolina
12/9/1984	15/3		A	L	72-78	Georgia
12/11/1984	15/2		A	L	60-91	Texas
12/13/1984	15/7		A	L	57-73	La. Tech
1/6/1985	nr/nr		H	W	72-57	UCLA
1/8/1985	nr/6		H	W	71-60	USC
1/12/1985	nr/nr		H	W	61-59	West Virginia
1/16/1985	nr/nr		A	L	77-84	Vanderbilt
1/19/1985	nr/17		H	W	72-57	NC State
1/21/1985	nr/nr		H	W	69-61	Florida
1/23/1985	nr/15	18/14	H	L	72-76 (OT)	Kentucky
1/25/1985	nr/1	18/1	A	W	67-64	Old Dominion
1/27/1985	nr/12	18/10	A	L	74-79	Penn State
2/2/1985	nr/5	20/5	H	L	56-72	Georgia
2/8/1985	nr/nr	24/nr	A	W	67-56	Florida State
1/10/1985	nr/nr	24/25	A	W	83-74	Florida
2/13/1985	nr/19	24/16	A	W	77-66	Kentucky
2/16/1985	nr/nr	23/10	H	W	82-71	Vanderbilt
2/18/1985	20/nr	24/nr	H	W	66-58	South Carolina
2/20/1985	20/11	23/10	H	W	77-72	W. Kentucky
SEC TOURNAMENT (1st),					Knoxville Tenn., / Oxford, Miss.	
2/27/1985	18/nr	24/nr	H	W	85-78	Louisiana St.
3/3/1985	15/6	24/3	A44	W	79-71	Mississippi
3/4/1985	15/9	24/10	N44	W	63-60	Auburn
NCAA FIRST ROUND					Knoxville, Tenn.	
1/6/1985	15/13	15/21	H	W	65-55	Virginia
NCAA MIDEAST REGIONAL CHAMP. (3rd), Bowling Green, Ky.						
3/22/1985	13/6	13/7	N45	L	60-63	Mississippi

1985-86 (24-10, 5-4 SEC, 5th)

Final AP Ranking 15th						
Final ESPN Ranking 5th						
NCAA Midwest Regional Champions						
Date	AP Rk	ESPN Rk	Site	W/L	Score	Opponent
11/19/1985			H	W-ex	82-57	Marathon Oil
11/24/1985	9/nr	11/nr	H	W	74-56	East Carolina
11/27/1985	9/nr	11/nr	H	W	71-57	Illinois
12/1/1985	11/1	11/1	H	L	52-74	Texas
12/6/1985	11/nr	14/nr	N46	W	68-56	Kansas St.
12/7/1985	11/nr	14/nr	N46	W	75-69	E. Illinois
12/9/1985	11/nr	14/nr	A	W	71-63	Notre Dame
12/13/1985	11/4	15/3	A	L	77-85	USC
12/15/1985	13/nr	15/nr	A	W	68-64	UCLA
12/18/1985	13/nr	14/nr	N47	W	81-63	Toledo
12/20/1985	13/nr	14/nr	A	W	80-38	Hawaii Pacific
1/4/1986	11/nr	13/nr	A	W	74-58	West Virginia
1/6/1986	11/nr	13/nr	A	W	70-54	South Carolina
1/8/1986	11/nr	12/nr	H	W	98-39	East Tenn. St.
1/11/1986	11/19	12/16	A	L	68-82	North Carolina
1/13/1986	12/17	12/17	A	W	67-65	NC State
1/18/1986	12/nr	13/nr	H	W	89-71	Alabama
1/20/1986	11/8	13/10	H	W	60-50	Louisiana St.
1/24/1986	11/nr	11/24	A	L	82-96	Kentucky
1/26/1986	11/nr	11/nr	H	W	89-43	Florida State



YEAR-BY-YEAR RESULTS

1/29/1986	11/2	15/2	A	L	74-84	Georgia
2/2/1986	10/nr	15/nr	H	W	82-60	Florida
2/5/1986	10/8	12/8	A	L	54-68	Mississippi
2/8/1986	10/11	12/13	H	L	60-66	Auburn
2/10/1986	14/3	12/5	H	L	56-59	La. Tech
2/15/1986	14/nr	14/24	H	W	94-81	Vanderbilt
2/17/1986	15/nr	14/nr	H	W	114-63	Tennessee St.
2/20/1986	15/nr	12/nr	H	W	79-68	Old Dominion
2/22/1986	15/nr	12/nr	A	W	72-51	Mississippi St.
2/24/1986	14/nr	12/nr	A	W	94-79	Memphis St.
SEC TOURNAMENT (5th)						Athens, Ga.
3/1/1986	14/12	14/11	N40	L	78-83	Mississippi
NCAA FIRST ROUND						Knoxville, Tenn.
3/16/1986	15/14	16/14	H	W	73-68	Iowa
NCAA MIDEAST REGIONAL CHAMPIONSHIPS (1st)						Iowa City, Iowa
3/20/1986	15/2	5/4	N48	W	85-82	Georgia
3/22/1986	15/9	5/8	N48	W	67-65	Louisiana St.
NCAA FINAL FOUR (3rd)						Lexington, Ky.
3/28/1986	15/3	5/2	N6	L	59-83	USC

1986-87 (28-6, 6-3 SEC, 4th)

Final AP Ranking 7th

Final ESPN Ranking 1st

NCAA Mideast Regional Champions

NCAA NATIONAL CHAMPIONS

Date	AP Rk	ESPN Rk	Site	W/L	Score	Opponent
11/29/1986	3/nr	3/nr	N49	W	86-70	Providence
11/30/1986	3/8	3/9	A49	W	74-56	Iowa
12/4/1986	3/nr	3/nr	H	W	66-40	Dayton
12/6/1986	3/20	3/20	H	W	86-65	NC State
12/14/1986	3/1	3/1	A	W	85-78	Texas
12/20/1986	1/nr	1/nr	H	W	81-58	UCLA
12/27/1986	1/nr	1/21	N50	W	76-66	St. Joseph's
12/28/1986	1/7	1/7	N50	W	89-75	USC
12/29/1986	1/2	1/2	N50	L	74-88	Texas
1/4/1987	1/nr	1/22	H	W	87-68	North Carolina
1/7/1987	2/nr	2/nr	A	W	99-90	Old Dominion
1/11/1987	2/nr	2/nr	H	W	76-64	Kentucky
1/14/1987	2/3	2/3	A	L	69-75	Auburn
1/17/1987	2/nr	2/nr	A	W	90-72	Florida
1/20/1987	3/nr	3/nr	A	W	74-71	Northwestern
1/24/1987	3/12	3/13	H	W	78-72	Georgia
1/28/1987	3/nr	3/nr	H	W	91-81	Memphis St.
1/31/1987	3/8	3/8	H	L	65-69	Mississippi
2/2/1987	5/nr	3/nr	H	W	100-74	Georgia Tech
2/4/1987	5/14	6/13	A	L	76-77	Vanderbilt
2/7/1987	5/9	6/9	A	W	84-73	Louisiana St.
2/9/1987	7/5	6/8	A	L	60-72	La. Tech
2/14/1987	7/nr	8/nr	H	W	90-55	Notre Dame
2/19/1987	9/nr	8/nr	H	W	80-56	S. Carolina
2/21/1987	9/nr	8/nr	H	W	84-53	Mississippi St.
2/25/1987	8/nr	8/nr	A	W	108-77	Alabama
3/1/1987	8/nr	8/nr	H	W	91-44	UNC-Charlotte
SEC TOURNAMENT (3rd)						Albany, Ga.
3/5/1987	8/14	8/15	N51	W	64-63	Louisiana St.
3/6/1987	8/2	8/2	N51	L	96-102	Auburn
NCAA FIRST ROUND						Knoxville, Tenn.
3/15/1987	7/nr	7/nr	H	W	95-59	Tennessee Tech
NCAA MIDEAST REGIONAL CHAMPIONSHIPS (1st)						Knoxville, Tenn.
3/19/1987	7/11	1/10	H	W	66-58	Virginia
3/21/1987	7/2	1/6	H	W	77-61	Auburn
NCAA FINAL FOUR (1st)						Austin, Texas
3/27/1987	7/4	1/4	N52	W	74-64	Long Beach St.
3/29/1987	7/3	1/2	N52	W	67-44	La. Tech

(Brazil Tour)	Site	W/L	Score	Opponent
6/14/1987	A	L-ex	71-104	UNIMEP Sao Paulo
6/17/1987	N53	L-ex	62-85	Prague Univ.ersity
6/18/1987	N53	W-ex	88-44	Argentinean Ntnl Tm.
6/19/1987	N53	L-ex	74-86	S. Korean Ntnl. Tm.
6/20/1987	A53	L-ex	68-105	Brazilian Ntnl. Tm.

1987-88 (31-3, 8-1 SEC, 2nd)

Final AP Ranking 1st

Final ESPN Ranking 3rd

SEC Tournament Champions

NCAA East Regional Champions

H-Thompson-Boling Arena

Date	AP Rk	ESPN Rk	Site	W/L	Score	Opponent
11/23/1987			H	W-ex	93-77	Australian Ntnl
11/27/1987	1/nr	1/nr	N54	W	91-52	Indiana
11/28/1987	1/18	1/18	N54	W	83-52	Old Dominion
12/3/1987	1/nr	1/nr	H	W	102-59	Stetson
12/9/1987	1/2	1/2	H	L	78-97	Texas
12/13/1987	1/nr	1/nr	A	W	89-63	UCLA
12/16/1987	3/nr	4/nr	A	W	91-56	Oregon State
12/19/1987	3/nr	4/nr	H	W	115-40	E. Kentucky
12/20/1987	3/nr	4/nr	H	W	103-76	N. Illinois
1/3/1988	3/20	4/20	A	W	93-59	Illinois
1/5/1988	4/nr	4/nr	H	W	78-65	Northwestern
1/9/1988	4/2	4/3	H	L	68-71	Auburn
1/11/1988	4/nr	4/nr	A	W	96-79	Georgia Tech
1/14/1988	4/nr	4/nr	H	W	91-68	Old Dominion
1/17/1988	4/nr	4/20	H	W	104-67	Vanderbilt
1/20/1988	4/nr	4/nr	A	W	85-80	South Carolina
1/23/1988	4/nr	4/nr	H	W	97-70	Alabama
1/27/1988	4/nr	4/nr	A	W	97-73	Memphis St.
1/31/1988	4/13	4/12	A	W	82-79	Georgia
2/3/1988	4/nr	4/nr	A	W	91-71	Notre Dame
2/6/1988	4/7	4/7	A	W	78-67	Mississippi
2/8/1988	4/nr	4/nr	A	W	81-74	Mississippi St.
2/13/1988	4/nr	4/nr	H	W	89-82	Louisiana St.
2/15/1988	3/5	4/2	H	W	76-74	Louisiana Tech
2/18/1988	3/nr	3/nr	A	W	99-75	Kentucky
2/21/1988	3/nr	3/nr	H	W	108-53	Florida
2/25/1988	3/nr	3/nr	A	W	88-65	N. Carolina
2/27/1988	3/nr	3/nr	H	W	104-51	Tennessee St.

SEC TOURNAMENT (1st)

3/5/1988	3/nr	2/nr	N51	W	100-66	Kentucky
3/6/1988	3/17	2/17	N51	W	82-76	Georgia
3/7/1988	3/1	2/1	N51	W	73-70	Auburn

NCAA SECOND ROUND

3/19/1988	1/nr	1/23	H	W	94-66	Knoxville, Tenn. Wake Forest
-----------	------	------	---	---	-------	------------------------------

NCAA EAST REGIONAL CHAMPIONSHIPS (1st)

3/24/1988	1/14	3/15	N32	W	72-52	Norfolk, Va. James Madison
3/26/1988	1/10	3/7	N32	W	84-76	Virginia

NCAA FINAL FOUR (3rd)

4/1/1988	1/5	3/1	N55	L	59-68	Tacoma, Wash. Louisiana Tech
----------	-----	-----	-----	---	-------	------------------------------

1988-89 (35-2, 8-1 SEC, 2nd)

Final AP Ranking 1st

Final ESPN Ranking 1st

SEC Tournament Champions

NCAA East Regional Champions

NCAA NATIONAL CHAMPIONS

Date	AP Rk	ESPN Rk	Site	W/L	Score	Opponent
11/21/1988			H	W-ex	81-54	French National
11/25/1988	1/nr	1/nr	N56	W	81-50	Illinois
11/26/1988	1/13	1/13	N56	W	70-48	Washington
11/27/1988	1/6	1/6	N56	W	62-61 (OT)	La. Tech
12/3/1988	1/2	1/2	H	W	88-74	Long Beach St.
12/6/1988	1/17	1/18	H	W	102-69	USC
12/18/1988	1/5	1/5	H	W	83-60	Stanford
12/20/1988	1/nr	1/nr	H	W	82-50	UCLA
12/29/1988	1/nr	1/24	N57	W	82-61	Wake Forest
12/30/1988	1/10	1/11	A57	W	93-53	Rutgers
1/1/1989	1/nr	1/nr	H	W	84-39	W. Michigan
1/4/1989	1/nr	1/24	A	W	93-58	Old Dominion
1/6/1989	1/3	1/3	A	L	59-67	Auburn
1/9/1989	2/nr	1/nr	A	W	97-62	Stetson
1/14/1989	2/3	2/3	H	W	68-61	Mississippi
1/16/1989	2/nr	2/nr	H	W	79-54	Mississippi St.
1/21/1989	2/nr	2/nr	H	W	101-57	Kentucky
1/23/1989	2/nr	2/nr	H	W	78-44	S. Illinois
1/26/1989	2/nr	2/23	A	W	80-60	Vanderbilt
1/29/1989	2/5	2/4	H	W	78-64	Georgia
1/31/1989	2/11	2/11	A	L	67-69	Texas
2/4/1989	2/17	2/17	H	W	60-54	South Carolina

YEAR-BY-YEAR RESULTS

2/6/1989	3/nr	2/nr	H	W	85-50	Memphis St.
2/11/1989	3/18	3/19	A	W	89-65	Louisiana St.
2/14/1989	3/2	3/2	A	W	72-65	La. Tech
2/15/1989	3/nr	3/nr	H	W	88-71	Georgia Tech
2/18/1989	3/nr	3/nr	A	W	85-52	Florida
2/20/1989	2/nr	3/nr	H	W	98-43	Notre Dame
2/24/1989	2/nr	2/nr	A	W	76-57	W. Kentucky
2/26/1989	2/nr	2/nr	A	W	81-65	Alabama
SEC TOURNAMENT (1st)						
3/4/1989	2/nr	2/nr	N51	W	89-61	Albany, Ga.
3/5/1989	2/12	2/11	N51	W	82-60	Alabama
3/6/1989	2/1	2/1	N51	W	66-51	Mississippi
NCAA SECOND ROUND, Knoxville, Tenn.						
3/18/1989	1/18	1/nr	H	W	91-61	Auburn
NCAA EAST REGIONAL CHAMPIONSHIPS (1st), Bowling Green, Ky.						
3/23/1989	1/nr	1/15	N45	W	80-47	La Salle
3/25/1989	1/7	1/7	N45	W	94-80	Virginia
NCAA FINAL FOUR (1st), Tacoma, Wash.						
3/31/1989	1/5	1/3	N55	W	77-65	Long Beach St.
4/2/1989	1/2	1/2	N55	W	76-60	Maryland
						Auburn

* The Associated Press poll began ranking the top 25 teams prior to the 1989-90 season.

1989-90 (27-6, 8-1 SEC, 1st)

Final AP Ranking 4th

Final ESPN Ranking 5th

SEC Champions

Date	AP Rk	ESPN Rk	Site	W/L	Score	Opponent
11/13/1989			H	W-ex	97-54	Arvika (Sweden)
11/26/1989	1/nr	1/nr	H	W	112-39	Stetson
11/28/1989	1/nr	1/nr	H	W	81-55	Virginia Tech
12/1/1989	1/nr	1/nr	A	W	98-57	W. Michigan
12/3/1989	1/nr	1/nr	A	W	77-54	Notre Dame
12/6/1989	1/14	1/15	A	W	77-69	Maryland
12/9/1989	1/2	1/2	H	L	58-59	La. Tech
12/15/1989	2/3	2/3	A	L	71-85	Stanford
12/17/1989	2/nr	2/nr	A	W	77-55	UCLA
12/19/1989	4/8	4/8	A	L	58-62	Long Beach St.
12/22/1989	4/nr	4/nr	A	W	87-53	USC
1/2/1990	5/nr	7/nr	H	W	84-57	Illinois
1/4/1990	5/nr	5/nr	H	W	78-58	W. Kentucky
1/6/1990	5/22	5/21	H	W	81-61	Old Dominion
1/11/1990	5/nr	5/nr	A	W	88-69	Memphis St.
1/13/1990	5/nr	5/nr	A	W	63-57	Mississippi
1/20/1990	3/6	3/7	H	W	76-70	Texas
1/22/1990	3/nr	3/nr	A	W	76-60	Kentucky
1/25/1990	3/15	3/15	A	W	70-69	S. Carolina
1/28/1990	5/4	3/7	A	L	76-81	Georgia
2/3/1990	5/14	6/14	H	W	76-65	Auburn
2/5/1990	5/23	6/24	H	W	83-62	N. Illinois
2/7/1990	5/nr	5/nr	A	W	76-55	Mississippi St.
2/10/1990	5/14	5/14	H	W	86-60	Louisiana St.
2/14/1990	4/nr	4/nr	H	W	95-73	Fla. Atlantic
2/17/1990	4/nr	4/nr	H	W	75-42	Florida
2/22/1990	4/nr	4/nr	H	W	88-77	Vanderbilt
2/24/1990	4/nr	4/nr	H	W	80-65	Alabama

SEC TOURNAMENT (2nd), Albany, Ga.

3/3/1990	3/nr	3/nr	N51	W	81-56	Florida
3/4/1990	3/6	3/6	N51	W	73-54	Georgia
3/5/1990	3/11	3/11	N51	L	77-78	Auburn

NCAA SECOND ROUND, Knoxville, Tenn.

3/18/1990	4/nr	4/nr	H	W	87-68	Old Dominion
-----------	------	------	---	---	-------	--------------

NCAA EAST REGIONAL CHAMPIONSHIPS (2nd), Norfolk, Va.

3/22/1990	4/nr	5/19	N32	W	80-62	Clemson
3/24/1990	4/12	5/4	N32	L	75-79 (OT)	Virginia

1990-91 (30-5, 6-3 SEC, 3rd)

Final AP Ranking 4th

Final ESPN Ranking 1st

NCAA Midstate Regional Champions

NCAA NATIONAL CHAMPIONS

Date	AP Rk	ESPN Rk	Site	W/L	Score	Opponent
11/21/1990			H	W-ex	96-64	A. in A.
11/25/1990	6/2	6/2	H	W	95-80	Stanford
12/1/1990	3/7	3/7	A	L	77-90	NC State

12/3/1990	6/nr	3/nr	A	W	64-54	Virginia Tech
12/6/1990	6/nr	6/nr	A	L	66-80	Vanderbilt
12/9/1990	6/23	6/23	H	W	82-71	Maryland
12/13/1990	10/nr	8/nr	A	W	77-64	Maine
12/16/1990	10/nr	8/nr	H	W	113-86	UCLA
12/21/1990	9/nr	8/nr	A	W	85-52	Illinois
12/29/1990	7/nr	7/nr	N58	W	85-69	Ohio State
12/30/1990	7/8	7/8	N58	W	84-77	Stanford
1/2/1991	5/nr	7/nr	H	W	91-63	Mississippi St.
1/6/1991	5/nr	5/nr	A	W	93-62	Old Dominion
1/9/1991	4/nr	3/nr	A	W	86-61	Alabama
1/12/1991	4/nr	3/nr	H	W	80-70	Kentucky
1/14/1991	2/nr	3/nr	H	W	80-54	Richmond
1/16/1991	2/nr	2/nr	A	W	71-70 (OT)	Florida
1/19/1991	2/10	2/10	A	L	65-70	Auburn
1/21/1991	4/10	2/11	A	W	79-77	Louisiana St.
1/24/1991	4/nr	4/nr	H	W	77-61	S. Carolina
1/26/1991	4/15	4/14	H	W	64-54	Mississippi
1/28/1991	3/4	4/5	H	L	74-81	Georgia
2/2/1991	3/nr	3/nr	H	W	94-67	Tennessee Tech
2/5/1991	5/nr	5/nr	A	W	77-74	Louisiana Tech
2/9/1991	5/20	5/19	H	W	88-71	Notre Dame
2/13/1991	4/nr	4/nr	H	W	105-43	DePaul
2/21/1991	4/nr	4/nr	H	W	93-46	Memphis St.
2/23/1991	4/15	4/15	A	W	64-55	Texas

SEC TOURNAMENT (2nd), Albany, Ga.

3/2/1991	4/nr	4/nr	N51	W	62-60	Vanderbilt
3/3/1991	4/5	4/5	N51	W	70-62	Auburn
3/4/1991	3/10	4/12	N51	L	75-80	Louisiana St.

NCAA SECOND ROUND, Knoxville, Tenn.

3/17/1991	4/nr	3/nr	H	W	55-47	SW Missouri St.
-----------	------	------	---	---	-------	-----------------

NCAA MIDEAST REGIONAL CHAMPIONSHIPS (1st), Knoxville, Tenn.

3/21/1991	4/10	3/11	H	W	68-61	W. Kentucky
3/23/1991	4/6	3/6	H	W	69-65	Auburn

NCAA FINAL FOUR (1st), New Orleans, La.

3/30/1991	4/11	3/10	N59	W	68-60	Stanford
3/31/1991	4/2	3/2	N59	W	70-67 (OT)	Virginia

1991-92 (28-3, 10-1 sec, 2nd)

Final AP Ranking 2nd

Final ESPN Ranking 5th

SEC Tournament Champions

Date	AP Rk	ESPN Rk	Site	W/L	Score	Opponent
11/18/1991			H	W-ex	96-63	Mexican Nat.
11/22/1991	1/21	1/nr	H	W	90-70	La. Tech
11/24/1991	1/nr	1/nr	H	W	86-71	Maine
12/2/1991	1/nr	1/nr	A	W	79-56	UNC-Charlotte
12/14/1991	1/3	1/3	A	L	95-96 (OT)	Stanford
12/16/1991	3/nr	1/nr	A	W	73-71	Santa Clara
12/19/1991	3/19	3/19	N60	W	86-72	Texas
12/28/1991	3/7	3/7	H61	W	82-81	Penn State

(British Tour)

1/2/1992	N62	W-ex	98-44	Copenhagen (Den.)
1/4/1992	N62	W-ex	70-65	Solna (Sweden)
1/5/1992	N62	L-ex	82-84	Minsk (Belarus)

(Regular Season Contests)

1/8/1992	3/22	3/22	H	W	85-69	Louisiana St.
1/10/1992	3/nr	3/nr	A	W	70-62	DePaul
1/12/1992	2/nr	3/nr	A	W	85-82	Notre Dame
1/15/1992	2/nr	2/nr	A	W	78-58	South Carolina
1/18/1992	2/10	2/9	A	L	78-80 (OT)	Mississippi
1/21/1992	4/nr	4/nr	H	W	108-26	FAU
1/24/1992	4/nr	4/nr	A	W	78-61	N. Illinois
1/26/1992	4/24	4/24	H	W	82-72	Alabama
1/30/1992	4/nr	4/nr	H	W	69-54	Auburn
2/2/1992	4/13	4/11	H	W	70-53	Vanderbilt
2/4/1992	4/nr	4/nr	H	W	75-59	Old Dominion
2/8/1992	4/nr	4/nr	A	W	77-52	Kentucky
2/10/1992	3/nr	4/nr	H	W	100-72	Youngstown St.
2/12/1992	3/nr	3/nr	A	W	78-56	Mississippi St.
2/15/1992	3/nr	3/nr	A	W	55-51	Georgia
2/19/1992	2/nr	2/nr	A	W	118-59	Memphis St.
2/22/1992	2/nr	2/nr	H	W	90-69	Florida
2/25/1992	2/24	2/24	H	W	86-68	Texas
2/29/1992	2/nr	2/nr	H	W	105-59	Arkansas

SEC TOURNAMENT (1st), Albany, Ga.

3/7/1992	2/nr	2/nr	N51	W	70-65	Louisiana St.
----------	------	------	-----	---	-------	---------------

GENERAL

STAFF

PLAYERS

REVIEW

HISTORY

FACILITIES

NCAA

SEC

RECORDS

MEDIA INFO



RECORDS

YEAR-BY-YEAR RESULTS

3/8/1992	2/nr	2/nr	N51	W	94-80	Kentucky
3/9/1992	2/24	2/nr	N51	W	73-66	Georgia
NCAA SECOND ROUND, Knoxville, Tenn.						
3/21/1992	2/nr	2/nr	H	W	97-56	Rutgers
NCAA MIDEAST REGIONAL CHAMP. (3rd), West Lafayette, Ind.						
3/26/1992	2/15	2/15	N63	L	70-75	W. Kentucky

1992-93 (29-3, 11-0 SEC, 1st)

Final AP Ranking 2nd

Final ESPN Ranking 5th

SEC Champions

Date	AP Rk	ESPN Rk	Site	W/L	Score	Opponent
11/22/1992			H	L-ex	68-70	A. in A.
11/30/1992			H	W-ex	84-70	MTK Budapest
12/4/1992	2/nr	2/nr	N56	W	69-60	Oklahoma St.
12/5/1992	2/8	2/8	N56	W	94-71	S.F. Austin
12/6/1992	2/1	2/1	N56	W	74-73 (OT)	Stanford
12/9/1992	1/nr	1/nr	H	W	89-45	UNC-Charlotte
12/18/1992	1/11	1/11	A	W	83-76	La. Tech
12/21/1992	1/2	1/2	H	W	84-79	Stanford
12/29/1992	1/nr	1/nr	N64	W	73-53	G. Washington
12/30/1992	1/6	1/6	A64	L	72-77	Maryland
1/2/1993	1/nr	1/nr	A	W	68-60	Old Dominion
1/4/1993	1/nr	1/nr	H	W	79-48	Notre Dame
1/7/1993	2/nr	2/nr	A	W	95-61	Louisiana St.
1/9/1993	2/nr	2/nr	H	W	109-62	Mississippi St.
1/12/1993	2/9	2/8	A	W	70-59	Auburn
1/16/1993	2/nr	2/nr	H	W	64-53	Mississippi
1/19/1993	2/nr	2/nr	H	W	93-74	Rutgers
1/21/1993	2/21	2/21	H	W	60-48	DePaul
1/23/1993	2/nr	2/nr	A	W	86-74	Alabama
1/25/1993	2/nr	2/nr	H	W	93-50	Providence
1/30/1993	2/1	2/1	A	W	73-68	Vanderbilt
2/2/1993	1/13	1/13	A	W	72-58	Texas
2/6/1993	1/25	1/23	H	W	85-61	Kentucky
2/9/1993	1/nr	1/nr	A	W	78-54	Youngstown St.
2/14/1993	1/nr	1/nr	H	W	71-68	Georgia
2/16/1993	1/nr	1/nr	H	W	90-46	Memphis St.
2/18/1993	1/nr	1/nr	H	W	100-57	S. Carolina
2/21/1993	1/nr	1/nr	A	W	88-75	Florida
2/24/1993	1/nr	1/nr	A	W	95-58	E. Kentucky
2/27/1993	1/nr	1/nr	A	W	72-55	Arkansas

SEC TOURNAMENT (5th), Chattanooga, Tenn.

3/6/1993	1/nr	2/21	N65	L	72-73	Georgia
----------	------	------	-----	---	-------	---------

NCAA SECOND ROUND, Knoxville, Tenn.

3/20/1993	2/nr	2/nr	H	W	89-66	Northwestern
-----------	------	------	---	---	-------	--------------

NCAA MIDEAST REGIONAL CHAMPIONSHIPS (2nd), Iowa City, Iowa

3/25/1993	2/17	2/18	N48	W	74-54	N. Carolina
3/27/1993	2/4	2/4	A48	L	56-72	Iowa

1993-94 (31-2, 11-0 SEC, 1st)

Final AP Ranking 1st

Final ESPN Ranking 5th

SEC Champions

SEC Tournament Champions

Date	AP Rk	ESPN Rk	Site	W/L	Score	Opponent
11/18/1993			H	W-ex	76-73	A. in A.
11/21/1993	1/8	1/14	N66	W	80-45	Ohio State
11/23/1993			H	W-ex	89-75	Bulgarian Nat.
11/28/1993	1/nr	1/nr	H	W	82-66	Montana
12/3/1993	1/9	1/8	A	W	81-75	Stanford
12/7/1993	1/nr	1/nr	A	W	65-63	Arizona
12/12/1993	1/23	1/23	H	W	64-48	Maryland
12/18/1993	1/nr	1/nr	H	W	84-69	Florida
12/20/1993	1/7	1/7	H	W	86-82 (OT)	Colorado
12/22/1993	1/10	1/10	H	W	94-60	La. Tech
12/30/1993	1/nr	1/nr	A	W	79-65	Memphis St.
1/2/1994	1/nr	1/nr	H	W	89-67	Arkansas
1/7/1994	1/nr	1/nr	A	W	105-70	Notre Dame
1/9/1994	1/nr	1/nr	H	W	91-69	Louisiana St.
1/13/1994	1/nr	1/nr	H	W	90-49	Old Dominion
1/15/1994	1/21	1/20	H	W	58-46	Auburn
1/17/1994	1/nr	1/nr	A	L	77-87	Rutgers
1/20/1994	1/nr	1/nr	H	W	88-51	Virginia Tech
1/22/1994	1/nr	1/nr	A	W	82-62	Mississippi St.
1/25/1994	2/nr	2/nr	H	W	94-60	Texas

1/29/1994	2/nr	2/nr	A	W	66-56	DePaul
1/31/1994	2/9	2/10	A	W	84-82	Vanderbilt
2/5/1994	2/15	2/15	H	W	85-69	Alabama
2/8/1994	2/nr	2/nr	A	W	91-75	S. Carolina
2/11/1994	2/nr	2/nr	A	W	83-73	Providence
2/13/1994	2/12	2/11	H	W	79-57	Vanderbilt
2/16/1994	1/nr	1/24	A	W	70-60	Mississippi
2/18/1994	1/nr	1/nr	A	W	95-89 (OT)	Kentucky
2/27/1994	1/nr	1/nr	A	W	75-59	Georgia

SEC TOURNAMENT (1st), Chattanooga, Tenn.

3/5/1994	1/nr	1/nr	N65	W	86-72	Georgia
3/6/1994	1/16	1/15	N65	W	72-56	Alabama
3/7/1994	1/13	1/13	N65	W	82-57	Vanderbilt

NCAA FIRST ROUND, Knoxville, Tenn.

3/16/1994	1/nr	1/nr	H	W	111-37	North Carolina A&T
-----------	------	------	---	---	--------	--------------------

NCAA SECOND ROUND, Knoxville, Tenn.

3/19/1994	1/nr	1/nr	H	W	78-66	Clemson
-----------	------	------	---	---	-------	---------

NCAA MIDEAST REGIONAL CHAMPIONSHIPS (3rd), Fayetteville, Ark.

3/24/1994	1/6	1/7	N67	L	68-71	La. Tech
-----------	-----	-----	-----	---	-------	----------

1994-95 (34-3, 11-0 SEC, 1st)

Final AP Ranking 3rd

Final ESPN Ranking 2nd

SEC Champions

2nd NCAA National Championships

Date	AP Rk	ESPN Rk	Site	W/L	Score	Opponent
11/17/1994			H	W-ex	78-65	A. in A.
11/20/1994	1/3	1/2	N66	W	69-62	La. Tech
11/22/1994			H	W-ex	106-57	Australian Inst.
11/26/1994	1/nr	1/nr	H	W	95-66	Memphis
12/1/1994	1/2	1/2	H	W	105-69	Stanford
12/4/1994	1/nr	1/nr	A	W	95-29	Maryland
12/6/1994	1/15	1/13	H	W	81-63	Purdue
12/9/1994	1/12	1/12	N68	W	84-73	Virginia
12/10/1994	1/7	1/6	N68	W	78-74	Penn State
12/17/1994	1/8	1/8	A	W	78-72	Colorado
12/19/1994	1/nr	1/nr	A	W	66-61	Montana
12/28/1994	1/nr	1/nr	A	W	66-54	Texas
12/31/1994	1/8	1/9	A	W	72-70	Vanderbilt
1/2/1995	1/nr	1/nr	H	W	109-57	Arizona
1/7/1995	1/nr	1/nr	A	W	102-68	Louisiana St.
1/9/1995	1/3	1/3	A	W	62-56	La. Tech
1/12/1995	1/nr	1/nr	H	W	72-55	S. Carolina
1/14/1995	1/nr	1/nr	A	W	68-43	Auburn
1/16/1995	1/2	1/2	A	L	66-77	Connecticut
1/21/1995	2/nr	2/nr	H	W	81-58	Mississippi St.
1/24/1995	2/nr	2/nr	A	W	77-54	Old Dominion
1/29/1995	2/16	2/15	H	W	83-48	Mississippi
2/1/1995	2/14	2/15	A	W	76-69	Florida
2/5/1995	2/16	2/13	A	W	95-44	Alabama
2/7/1995	2/20	2/23	A	W	87-67	Arkansas
2/12/1995	2/7	2/7	H	W	75-55	Vanderbilt
2/14/1995	2/nr	2/nr	H	W	85-54	DePaul
2/19/1995	2/nr	2/nr	H	W	67-41	Kentucky
2/22/1995	2/nr	2/nr	A	W	66-33	Virginia Tech
2/25/1995	2/9	2/9	H	W	83-61	Georgia

SEC TOURNAMENT (2nd), Chattanooga, Tenn.

3/4/1995	2/nr	2/nr	N65	W	74-62	Kentucky
3/5/1995	2/16	2/15	N65	W	84-70	Alabama
3/6/1995	2/9	2/11	N65	L	61-67	Vanderbilt

NCAA SUB-REGIONAL, Knoxville, Tenn.

3/16/1995	3/nr	2/nr	H	W	96-59	Florida A&M
3/18/1995	3/nr	2/nr	H	W	70-44	Florida Int'l

NCAA MIDEAST REGIONAL CHAMPIONSHIPS (1st), Knoxville, Tenn.

3/23/1995	3/9	2/7	H	W	87-65	W. Kentucky
3/25/1995	3/5	2/6	H	W	80-59	Texas Tech

NCAA FINAL FOUR (2nd), Minneapolis, Minn.

4/1/1995	3/12	2/12	N16	W	73-51	Georgia
4/2/1995	3/1	2/1	N16	L	64-70	Connecticut

YEAR-BY-YEAR RESULTS

1995-96 (32-4, 9-2 SEC, 2nd)

Final AP Ranking 4th
Final ESPN Ranking 1st
SEC Champions
NCAA NATIONAL CHAMPIONS

Date	AP Rk	ESPN Rk	Site	W/L	Score	Opponent
11/11/1995			H	W-ex	85-49	Lithuania
11/19/1995	6/3	6/2	H69	W	78-51	Virginia
11/22/1995			H	L-ex	58-82	U.S. National
11/25/1995	4/nr	2/nr	H	W	75-54	St. Joseph's
11/27/1995	3/10	2/14	H	W	81-44	Texas Tech
12/1/1995	3/nr	2/nr	N70	W	77-42	UAB
12/2/1995	3/7	2/5	N70	W	81-63	Purdue
12/3/1995	3/12	2/12	N70	W	79-67	Penn State
12/8/1995	2/10	2/10	A71	W	82-68	Purdue
12/10/1995	2/nr	2/nr	H	W	83-67	Texas
12/16/1995	2/9	2/9	A	L	72-90	Stanford
12/20/1995	4/nr	4/nr	A	W	76-68	DePaul
12/31/1995	5/nr	4/nr	A	W	84-63	Memphis
1/2/1996	4/21	4/18	H	W	87-67	Florida
1/6/1996	4/2	4/2	H	L	53-59	Connecticut
1/8/1996	4/7	4/9	A	L	71-77	Georgia
1/11/1996	4/15	5/15	H	W	69-47	Old Dominion
1/14/1996	4/nr	5/nr	A	W	60-45	Kentucky
1/17/1996	6/20	5/20	H	W	78-66	Arkansas
1/19/1996	6/2	5/2	H	W	85-82	Vanderbilt
1/22/1996	4/1	5/1	H	W	77-72	La. Tech
1/28/1996	4/18	5/17	H	W	81-69	Alabama
2/4/1996	3/20	3/25	A	L	72-78	Mississippi
2/8/1996	6/8	6/11	A	W	72-61	Wisconsin
2/10/1996	6/nr	6/nr	A	W	92-76	Mississippi St.
2/15/1996	5/nr	5/nr	A	W	79-73 (OT)	S. Carolina
2/18/1996	5/20	5/18	H	W	72-67 (OT)	Auburn
2/22/1996	5/nr	5/nr	H	W	88-75	Louisiana St.
2/25/1996	5/10	5/9	A	W	79-71	Vanderbilt

SEC TOURNAMENT (1st), Chattanooga, Tenn.

3/2/1996	5/23	5/24	N65	W	73-51	Mississippi
3/3/1996	5/18	5/16	N65	W	74-63	Florida
3/4/1996	4/10	4/10	N65	W	64-60	Alabama

NCAA SUB-REGIONAL, Knoxville, Tenn.

3/16/1996	4/nr	4/nr	H	W	97-56	Radford
3/18/1996	4/nr	4/nr	H	W	97-65	Ohio State

NCAA EAST REGIONAL CHAMPIONSHIPS (1st), Charlottesville, Va.

3/23/1996	4/20	4/22	N72	W	92-71	Kansas
3/25/1996	4/11	4/10	A72	W	52-46	Virginia

NCAA FINAL FOUR (1st), Charlotte, N.C.

3/29/1996	4/2	4/3	N73	W	88-83 (OT)	Connecticut
3/31/1996	4/5	4/5	N73	W	83-65	Georgia

1996-97 (29-10, 8-4 SEC, 5th)

Final AP Ranking 10th

Final ESPN Ranking 1st

NCAA NATIONAL CHAMPIONS

Date	AP Rk	ESPN Rk	Site	W/L	Score	Opponent
11/15/1996	4/nr	4/nr	H74	W	80-59	Austin Peay
11/17/1996	4/12	4/13	H74	W	79-60	Kansas
11/19/1996	3/14	2/17	N75	W	72-59	Notre Dame
11/20/1996	3/11	2/8	N75	L	64-66	La. Tech
11/23/1996	3/nr	2/nr	N76	W	83-68	Marquette
11/24/1996	3/nr	2/nr	A76	W	87-58	Vermont
11/26/1996	5/nr	5/nr	H	W	71-36	Wisc-Green Bay
12/3/1996	4/nr	4/nr	H	W	79-63	Memphis
12/8/1996	4/5	4/5	H	L	93-94 (OT)	Georgia
12/15/1996	5/1	5/1	H	L	65-82	Stanford
12/18/1996	6/11	6/10	A	W	79-71	Texas Tech
12/21/1996	6/13	6/16	A	W	68-65 (OT)	Texas
12/29/1996	6/22	6/24	A	L	75-77	Arkansas
1/2/1997	8/nr	8/nr	A	W	64-52	St. Joseph's
1/5/1997	8/1	8/1	A77	L	57-72	Connecticut
1/7/1997	9/2	9/4	A	L	72-83	Old Dominion
1/12/1997	9/nr	9/nr	H	W	84-61	Kentucky
1/17/1997	9/nr	9/nr	H	W	72-60	Purdue
1/19/1997	9/7	9/7	A	W	92-79 (OT)	Vanderbilt
1/21/1997	8/19	9/nr	A	L	62-71	Florida
1/26/1997	8/4	9/4	A	W	63-60	Alabama
1/28/1997	9/nr	9/nr	H	W	94-83	DePaul

2/2/1997	9/nr	9/nr	H	W	74-72	Mississippi
2/4/1997	9/23	9/16	H	W	78-74	Wisconsin
2/9/1997	9/nr	9/nr	H	W	104-39	Mississippi St.
2/11/1997	8/nr	9/nr	H	W	90-59	S. Carolina
2/15/1997	8/nr	9/nr	A	W	76-63	Auburn
2/17/1997	8/15	8/13	H	W	64-59	Vanderbilt
2/22/1997	8/13	8/13	A	L	78-83	Louisiana St.
2/24/1997	8/6	11/5	A	L	80-98	La. Tech

SEC TOURNAMENT (3rd), Chattanooga, Tenn.

2/28/1997	8/nr	11/nr	N65	W	75-48	S. Carolina
3/1/1997	8/9	11/9	N65	W	100-99 (OT)	Louisiana St.
3/2/1997	8/nr	11/nr	N65	L	59-61	Auburn

NCAA SUB-REGIONAL, Knoxville, Tenn.

3/15/1997	10/nr	11/nr	H	W	91-54	Grambling St.
3/17/1997	10/nr	11/nr	H	W	76-59	Oregon

NCAA MIDWEST REGIONAL CHAMPIONSHIPS (1st), Iowa City, Iowa

3/22/1997	10/18	11/21	N48	W	75-67	Colorado
3/24/1997	10/1	11/1	N48	W	91-81	Connecticut

NCAA FINAL FOUR (1st), Cincinnati, Ohio

3/28/1997	10/15	11/14	N78	W	80-66	Notre Dame
3/30/1997	10/2	11/3	N78	W	68-59	Old Dominion

1997-98 (39-0, 14-0, 1st)

Final AP Ranking 1st

Final ESPN Ranking 1st

SEC Champions

SEC Tournament Champions

NCAA NATIONAL CHAMPIONS

Date	AP Rk	ESPN Rk	Site	W/L	Score	Opponent
11/4/1997			H	W-ex	111-54	Armed Forces
11/8/1997	1/nr	1/nr	H	W	92-54	Mississippi
11/21/1997	1/2	1/2	H	W	75-61	La. Tech
11/23/1997	1/nr	1/nr	A	W	73-32	UT-Martin
11/25/1997	1/nr	1/nr	H	W	92-52	Vermont
11/29/1997	1/11	1/10	N79	W	88-70	Stanford
11/30/1997	1/nr	1/nr	A	W	74-51	Portland
12/3/1997	1/nr	1/nr	H	W	98-64	Texas
12/6/1997	1/nr	1/nr	N80	W	93-61	George Mason
12/7/1997	1/nr	1/nr	A	W	78-28	Manhattan
12/12/1997	1/5	1/5	H61	W	78-68	Illinois
12/18/1997	1/nr	1/nr	N81	W	98-63	Akron
12/19/1997	1/nr	1/nr	N81	W	105-81	Texas A&M
12/20/1997	1/9	1/10	N81	W	87-66	Wisconsin
1/1/1998	1/25	1/nr	H	W	88-58	Arkansas
1/3/1998	1/3	1/3	H	W	84-69	Connecticut
1/6/1998	1/nr	1/nr	A	W	94-52	S. Carolina
1/10/1998	1/12	1/14	H	W	99-60	Florida
1/14/1998	1/19	1/19	A	W	96-71	Georgia
1/18/1998	1/nr	1/nr	A	W	93-65	Kentucky
1/20/1998	1/nr	1/nr	A	W	125-46	DePaul
1/25/1998	1/9	1/8	H	W	86-54	Vanderbilt
1/28/1998	1/17	1/17	H	W	102-43	Georgia
2/1/1998	1/nr	1/nr	H	W	73-66	Alabama
2/4/1998	1/nr	1/nr	A	W	91-45	Mississippi
2/7/1998	1/3	1/3	H	W	85-61	Old Dominion
2/9/1998	1/nr	1/nr	A	W	74-52	Mississippi St.
2/12/1998	1/nr	1/nr	A	W	91-65	Memphis
2/14/1998	1/nr	1/nr	H	W	79-63	Auburn
2/16/1998	1/14	1/16	A	W	91-60	Vanderbilt
2/22/1998	1/nr	1/nr	H	W	90-58	Louisiana St.

SEC TOURNAMENT (1st), Columbus, Ga.

2/27/1998	1/nr	1/nr	N82	W	88-60	Mississippi St.
2/28/1998	1/14	1/13	N82	W	106-45	Vanderbilt
3/1/1998	1/20	1/19	N82	W	67-63	Alabama

NCAA SUB-REGIONAL, Knoxville, Tenn.

3/14/1998	1/nr	1/nr	H	W	102-58	Liberty
3/16/1998	1/15	1/18	H	W	82-62	W. Kentucky

NCAA MIDEAST REGIONAL CHAMPIONSHIPS (1st), Nashville, Tenn.

3/21/1998	1/nr	1/nr	N83	W	92-60	Rutgers
3/23/1998	1/7	1/7	N83	W	76-70	N. Carolina

NCAA FINAL FOUR (1st), Kansas City, Mo.

3/27/1998	1/nr	1/nr	N84	W	86-58	Arkansas
3/29/1998	1/4	1/4	N84	W	93-75	La. Tech

GENERAL

STAFF

PLAYERS

REVIEW

HISTORY

FACILITIES

NCAA

SEC

RECORDS

MEDIA INFO



YEAR-BY-YEAR RESULTS

1998-99 (31-3, 13-1 SEC, 1st)

Final AP Ranking 2nd

Final ESPN Ranking 4th

SEC Champions

SEC Tournament Champions

2nd NCAA East Regionals

Date	AP Rk	ESPN Rk	Site	W/L	Score	Opponent
11/8/1998			H	W-ex	100-60	Visby (Sweden)
11/13/1998	1/nr	1/nr	H	W	94-57	Portland
11/15/1998	1/5	1/5	A85	L	68-78	Purdue
11/16/1998	4/nr	1/nr	H	W	108-63	St. Joseph's
11/28/1998	3/nr	3/nr	A	W	86-65	Texas
11/30/1998	3/2	3/2	A	W	92-73	La. Tech
12/3/1998	3/nr	3/nr	H	W	89-47	DePaul
12/6/1998	3/16	3/16	N86	W	74-60	Duke
12/17/1998	2/nr	2/nr	A	W	82-62	Arkansas
12/19/1998	2/nr	2/nr	H	W	98-62	Stanford
12/21/1998	2/8	2/8	H	W	100-77	UCLA
12/29/1998	2/nr	2/nr	A	W	92-51	Mississippi
1/3/1999	2/15	2/13	N87	W	68-54	Rutgers
1/7/1999	2/nr	2/nr	H	W	87-58	S. Carolina
1/10/1999	2/1	2/1	A	W	92-81	Connecticut
1/14/1999	1/4	1/4	H	W	102-69	Georgia
1/17/1999	1/nr	1/nr	H	W	98-60	Kentucky
1/19/1999	1/12	1/11	A	W	77-61	Old Dominion
1/21/1999	1/21	1/19	A	W	77-64	Florida
1/28/1999	1/4	1/4	A	W	95-79	Georgia
1/31/1999	1/23	1/21	A	W	85-73	Alabama
2/4/1999	1/nr	1/nr	H	W	96-58	Mississippi
2/6/1999	1/nr	1/nr	H	W	94-53	Mississippi St.
2/7/1999	1/nr	1/nr	A	W	66-60	Vanderbilt
2/14/1999	1/17	1/21	A	W	71-63	Auburn
2/16/1999	1/nr	1/nr	H	W	113-39	Memphis
2/18/1999	1/nr	1/nr	H	W	89-53	Vanderbilt
2/21/1999	1/24	1/24	A	L	69-72	Louisiana St.

SEC TOURNAMENT (1st), Chattanooga, Tenn.

2/26/1999	2/nr	2/nr	N65	W	92-80	Florida
2/27/1999	2/24	2/nr	N65	W	80-69	Alabama
2/28/1999	2/14	2/12	N65	W	85-69	Georgia

NCAA SUB-REGIONAL, Knoxville, Tenn.

3/13/1999	2/nr	2/nr	H	W	113-54	Appalachian St.
3/15/1999	2/nr	2/nr	H	W	89-62	Boston College

NCAA EAST REGIONAL CHAMPIONSHIPS (2nd), Greensboro, N.C.

3/20/1999	2/13	2/15	N25	W	68-52	Virginia Tech
3/22/1999	2/10	2/11	N25	L	63-69	Duke

(Europe Tour) Site	W/L	Score	Opponent
8/15/1999	A88	W-ex	71-68 Valenciennes-Orchies (France)
8/17/1999	A89	W-ex	104-37 Wetzikon BBC (Switzerland)
8/19/1999	A90	W-ex	126-50 Martigny BBC (Switzerland)
8/20/1999	A91	W-ex	66-57 Aix-En-Provence (France)
8/22/1999	A92	W-ex	114-45 Roque-Bruen (France)

1999-2000 (33-4, 13-1 SEC, 1st)

Final AP Ranking: 2nd

Final ESPN Ranking 2nd

SEC Champions

SEC Tournament Champions

2nd NCAA National Championships

Date	AP Rk	ESPN Rk	Site	W/L	Score	Opponent
11/2/1999			H	W-ex	82-63	FTC/Diego/Budapest
11/7/1999			H	W-ex	65-64	U.S. National
11/14/1999	2/6	2/6	H69	L	64-69	La. Tech
11/19/1999	5/nr	2/nr	H	W	133-60	UT-Martin
11/26/1999	5/23	5/22	A	W	79-73	Stanford
11/28/1999	5/4	5/4	A	W	88-77	UCLA
12/2/1999	3/17	3/17	H	W	72-66	Purdue
12/5/1999	3/25	3/nr	A	W	85-62	Wisconsin
12/7/1999	2/nr	2/nr	A	W	92-69	Memphis
12/17/1999	2/nr	2/nr	A	W	100-66	DePaul
12/19/1999	2/nr	2/nr	A	W	82-59	St. Joseph's
12/30/1999	2/25	2/nr	H	W	106-76	Texas
1/3/2000	2/21	2/19	H	W	113-55	Old Dominion
1/6/2000	2/16	2/21	A	W	86-50	Louisiana St.
1/8/2000	2/1	2/1	H	L	67-74	Connecticut
1/10/2000	2/nr	2/nr	H	W	79-69	Arkansas
1/14/2000	2/nr	2/nr	A	W	92-76	South Carolina

1/17/2000	2/7	2/7	A	L	51-78	Georgia
1/23/2000	2/nr	2/nr	A	W	71-65	Kentucky
1/29/2000	4/8	4/8	N93	W	83-63	NC State
1/30/2000	4/nr	4/nr	H	W	77-48	Kentucky
2/2/2000	4/1	4/1	A	W	72-71	Connecticut
2/4/2000	4/nr	4/nr	H	W	78-52	Vanderbilt
2/6/2000	4/nr	4/nr	H	W	65-47	Alabama
2/10/2000	2/nr	3/nr	A	W	70-49	Mississippi
2/13/2000	2/nr	3/nr	H	W	97-78	Florida
2/17/2000	2/22	3/18	A	W	79-75	Mississippi St.
2/20/2000	2/9	3/9	H	W	80-48	Louisiana St.
2/24/2000	2/nr	3/nr	A	W	59-57	Vanderbilt
2/27/2000	2/11	3/14	H	W	76-61	Auburn

SEC TOURNAMENT (1st), Chattanooga, Tenn.

3/3/2000	2/nr	3/nr	N65	W	91-79	Florida
3/4/2000	2/nr	3/nr	N65	W	61-53	Vanderbilt
3/5/2000	2/17	3/19	N65	W	70-67	Mississippi St.

NCAA SUB-REGIONAL, Knoxville, Tenn.

3/18/2000	2/nr	2/nr	H	W	90-38	Furman
3/20/2000	2/21	2/20	H	W	75-60	Arizona

NCAA MIDEAST REGIONAL CHAMPIONSHIPS (1st), Memphis, Tenn.

3/25/2000	2/19	2/19	N94	W	77-56	Virginia
3/27/2000	2/11	2/11	N94	W	57-44	Texas Tech

NCAA FINAL FOUR (2nd), Philadelphia, Pa.

3/31/2000	2/8	2/8	N95	W	64-54	Rutgers
4/2/2000	2/1	2/1	N95	L	52-71	Connecticut

2000-01 (31-3, 14-0 SEC, 1st)

Final AP Ranking 3rd

Final ESPN Ranking 5th

SEC Champions

3rd NCAA Mideast Regionals

Date	AP Rk	ESPN Rk	Site	W/L	Score	Opponent
11/5/2000			H	W-ex	144-52	Dynamo Kiev
11/16/2000			H	W-ex	108-78	A. in A.
11/18/2000	2/nr	2/nr	H	W	94-52	DePaul
11/24/2000	2/nr	2/nr	N96	W	86-58	Clemson
11/25/2000	2/21	2/21	N96	W	111-62	Illinois
11/27/2000	2/nr	2/nr	A	W	83-61	TCU
12/3/2000	2/18	2/nr	H	W	90-66	Wisconsin
12/6/2000	2/nr	2/21	H	W	72-57	Boston College
12/10/2000	2/12	2/10	A	W	70-62	La. Tech
12/15/2000	2/nr	2/nr	H	W	98-60	Memphis
12/17/2000	2/15	2/22	H	W	63-58	Stanford
12/22/2000	2/15	2/22	A	W	67-59	Texas
12/27/2000	2/nr	2/nr	N97	W	67-63	Arizona State
12/30/2000	2/1	2/1	A77	L	76-81	Connecticut
1/2/2001	2/9	2/10	N87	W	58-51	Rutgers
1/4/2001	2/11	2/11	H	W	89-70	Louisiana St.
1/7/2001	2/nr	2/nr	A	W	76-61	Arkansas
1/11/2001	2/nr	2/nr	H	W	99-45	S. Carolina
1/15/2001	2/21	2/21	H	W	66-59	Mississippi St.
1/18/2001	2/4	2/4	H	W	85-69	Georgia
1/21/2001	2/nr	2/nr	A	W	110-38	Kentucky
1/23/2001	3/16	3/17	A	W	70-64	Vanderbilt
1/27/2001	3/nr	3/nr	H	W	83-39	Kentucky
1/28/2001	3/nr	3/nr	A	W	87-70	Old Dominion
2/1/2001	3/2	3/2	H	W	92-88	Connecticut
2/4/2001	3/nr	3/nr	A	W	97-75	Alabama
2/8/2001	2/nr	2/nr	H	W	119-52	Mississippi
2/11/2001	2/6	2/9	A	W	103-73	Florida
2/18/2001	2/13	2/12	A	W	75-73	Louisiana St.
2/22/2001	1/18	1/17	H	W	70-66	Vanderbilt
2/25/2001	1/nr	1/nr	A	W	63-49	Auburn

SEC TOURNAMENT (3rd), Memphis, Tenn.

3/2/2001	1/nr	1/nr	N94	W	82-52	Alabama
3/3/2001	1/15	1/15	N94	L	74-77	Vanderbilt

NCAA SUB-REGIONAL, Knoxville, Tenn.

3/16/2001	3/nr	3/nr	H	W	80-38	Austin Peay
3/18/2001	3/nr	3/nr	H	W	92-75	St. Mary's (CA)

NCAA MIDEAST REGIONAL CHAMPIONSHIPS (3rd), Birmingham, Ala.

3/24/2001	3/12	3/11	N98	L	65-80	Xavier
-----------	------	------	-----	---	-------	--------

YEAR-BY-YEAR RESULTS

2001-02 (29-5, 13-1 SEC, 1st)

Final AP Ranking 6th

Final ESPN Ranking 3rd

SEC Champions

3rd NCAA National Championships

Date	AP Rk	ESPN Rk	Site	W/L	Score	Opponent
11/4/2001			H	W-ex	108-69	Remus Austria
11/16/2001	2/nr	2/nr	A	W	97-57	Chattanooga
11/18/2001	2/nr	2/nr	H	W	106-66	USC
11/23/2001	2/5	2/5	H	W	90-75	La. Tech
11/27/2001	2/22	2/21	A	W	88-57	G. Washington
12/2/2001	2/8	2/9	N99	W	93-56	NC State
12/5/2001	2/nr	2/nr	A	W	75-66	Boston College
12/16/2001	2/6	2/5	A	W	68-62	Stanford
12/19/2001	2/nr	2/nr	A	W	80-66	DePaul
12/27/2001	2/9	2/9	N100	W	89-68	Duke
12/29/2001	2/nr	2/nr	A	W	92-66	Memphis
1/3/2002	2/15	2/16	A	W	88-64	Florida
1/5/2002	2/1	2/1	H	L	72-86	Connecticut
1/8/2002	2/25	3/nr	H	W	74-62	Old Dominion
1/10/2002	2/19	3/22	H	W	71-50	Auburn
1/13/2002	2/nr	3/nr	H	W	79-67	Louisiana St.
1/17/2002	2/8	3/8	A	W	80-61	S. Carolina
1/20/2002	2/nr	3/nr	H	W	82-57	Alabama
1/27/2002	2/22	2/22	A	W	66-53	Auburn
1/31/2002	2/12	2/15	H	W	86-66	Florida
2/2/2002	2/8	2/6	A	L	59-76	Vanderbilt
2/7/2002	3/nr	4/nr	H	W	93-65	Arkansas
2/10/2002	3/22	4/21	A	W	52-50	Georgia
2/12/2002	3/18	4/17	H	L	66-69	Texas
2/14/2002	3/nr	4/nr	A	W	80-78	Mississippi St.
2/16/2002	3/6	4/6	H	W	75-68	Vanderbilt
2/21/2002	4/nr	4/nr	A	W	86-69	Mississippi
2/24/2002	4/nr	4/nr	H	W	89-64	Kentucky

SEC TOURNAMENT (3rd), Nashville, Tenn.

3/1/2002	3/24	3/24	N101	W	81-67	Georgia
3/2/2002	3/nr	3/nr	N101	L	80-81	Louisiana St.

NCAA FIRST AND SECOND ROUNDS, Knoxville, Tenn.

3/15/2002	6/nr	6/nr	H	W	98-68	Georgia State
3/17/2002	6/nr	6/nr	H	W	89-50	Notre Dame

NCAA MIDWEST REGIONAL CHAMPIONSHIPS (1st), Ames, Iowa

3/23/2002	6/nr	6/nr	N102	W	68-57	Brigham Young
3/25/2002	6/4	6/4	N102	W	68-63	Vanderbilt

NCAA FINAL FOUR (3rd), San Antonio, Texas

3/29/2002	6/1	6/1	N103	L	56-79	Connecticut
-----------	-----	-----	------	---	-------	-------------

2002-03 (33-5, 14-0 SEC, 1st)

Final AP Ranking 4th

Final ESPN Ranking 2nd

SEC Champions

2nd NCAA National Championships

Date	AP Rk	ESPN Rk	Site	W/L	Score	Opponent
11/3/2002			H	W-ex	116-50	Stockholm Human Rights (08)
11/10/2002	2/22	2/19	H	W	94-68	Oklahoma
11/16/2002			H	W-ex	95-76	Premier Players
11/24/2002	2/1	2/1	N104	L	55-76	Duke
11/26/2002	4/21	5/24	H	W	83-61	G. Washington
11/29/2002	4/nr	5/nr	A	W	136-26	Puerto Rico Mayaguez
11/30/2002	4/nr	5/nr	N105	W	96-44	Army
12/1/2002	4/nr	5/nr	N105	W	75-40	Saint Louis
12/4/2002	4/15	5/13	A	W	60-35	La. Tech
12/14/2002	4/nr	5/nr	A	W	71-39	USC
12/18/2002	4/5	4/5	H	W	71-56	Stanford
12/21/2002	4/22	4/21	A	L	62-63	Texas
12/28/2002	5/12	5/12	N106	W	77-61	Notre Dame
1/4/2003	5/3	5/2	A	L	62-63 (OT)	UConn
1/7/2003	5/nr	5/nr	A	W	91-63	Old Dominion
1/12/2003	5/nr	5/nr	H	W	81-72	Auburn
1/14/2003	5/25	5/24	H	W	76-57	DePaul
1/16/2003	5/nr	5/nr	A	W	88-45	Alabama
1/19/2003	5/nr	5/nr	A	W	94-53	Florida
1/23/2003	4/15	4/14	H	W	97-78	S. Carolina
1/26/2003	4/14	4/13	H	W	82-68	Mississippi St.
1/30/2003	4/12	4/11	A	W	92-79	Arkansas

2/2/2003	4/17	4/17	A	W	81-67	Vanderbilt
2/6/2003	3/nr	3/nr	H	W	86-43	Mississippi
2/9/2003	3/nr	3/nr	H	W	79-40	Florida
2/11/2003	3/nr	3/nr	H	W	86-72	TCU
2/16/2003	3/nr	3/nr	A	W	59-56	Auburn
2/20/2003	3/13	3/16	H	W	87-60	Georgia
2/23/2003	3/4	3/4	A	W	68-65	Louisiana St.
2/27/2003	3/17	3/18	H	W	91-71	Vanderbilt
3/2/2003	3/nr	3/nr	A	W	84-69	Kentucky

SEC TOURNAMENT (2nd), N. Little Rock, Ark.

3/7/2003	3/nr	3/nr	N107	W	66-51	Auburn
3/8/2003	3/10	3/11	N107	W	76-75	Mississippi St.
3/9/2003	3/6	3/5	N107	L	62-78	Louisiana St.

NCAA FIRST AND SECOND ROUNDS, Knoxville, Tenn.

3/22/2003	4/nr	4/nr	H	W	95-43	Alabama St.
3/24/2003	4/nr	4/nr	H	W	81-51	Virginia

NCAA MIDWEST REGIONAL CHAMPIONSHIPS (1st), Knoxville, Tenn.

3/29/2003	4/15	4/16	H	W	86-58	Penn State
3/31/2003	4/11	4/12	H	W	73-49	Villanova

NCAA FINAL FOUR (2nd), Atlanta, Ga.

4/6/2003	4/2	4/1	N108	W	66-56	Duke
4/8/2003	4/1	4/2	N108	L	68-73	Connecticut

(Europe Tour) Site W/L Score Opponent

8/10/2003	N109	W-ex	58-13		Pesaro (Italy)
8/13/2003	A110	L-ex	79-85		Greek National Tm.
8/14/2003	N110	L-ex	67-69		Bulgarian Ntnl. Tm.
8/15/2003	N110	W-ex	88-74		Romanian Ntnl. Tm.
8/16/2003	A110	W-ex	59-50		Greek National Tm.

2003-04 (31-4, 14-0 SEC, 1st)

Final AP Ranking 2nd

Final ESPN Ranking 2nd

SEC Champions

2nd NCAA National Championships

Date	AP Rk	ESPN Rk	Site	W/L	Score	Opponent
11/9/2003			H	W-ex	86-57	W. Coast All-Stars
11/18/2003			H	W-ex	88-64	AIA
11/23/2003	3/nr	3/nr	H	W	83-52	Chattanooga
11/30/2003	3/17	3/17	H	W	83-59	Notre Dame
12/7/2003	3/10	3/11	H	W	85-65	La. Tech
12/11/2003	2/nr	2/25	H	W	59-49	Rutgers
12/14/2003	2/6	2/5	A	W	70-66 (OT)	Stanford
12/17/2003	2/nr	2/nr	A	W	96-89 (OT)	DePaul
12/21/2003	2/13	2/15	A	W	71-55	Oklahoma
12/28/2003	2/5	2/5	H	L	60-70	Texas
12/30/2003	5/nr	5/nr	A	W	65-51	G. Washington
1/2/2004	5/19	5/19	A	W	74-66	TCU
1/4/2004	5/nr	5/nr	H	W	66-42	Old Dominion
1/8/2004	5/nr	5/nr	H	W	83-44	Arkansas
1/11/2004	5/nr	5/nr	A	W	61-53	Mississippi St.
1/15/2004	5/nr	5/nr	A	W	86-58	S. Carolina
1/18/2004	5/nr	5/nr	H	W	72-51	Alabama
1/22/2004	2/nr	2/nr	H	W	79-54	Vanderbilt
1/24/2004	2/1	2/1	A	W	72-69	Duke
1/29/2004	1/nr	1/nr	A	W	81-72	Kentucky
2/1/2004	1/22	1/25	H	W	68-61 (OT)	Auburn
2/5/2004	1/4	1/3	H	L	67-81	Connecticut
2/8/2004	1/nr	1/nr	H	W	72-58	S. Carolina
2/12/2004	3/19	3/17	A	W	70-67	Georgia
2/15/2004	3/nr	3/nr	A	W	94-88	Vanderbilt
2/19/2004	3/nr	3/nr	H	W	88-79	Florida
2/22/2004	3/nr	3/nr	A	W	85-69	Mississippi
2/26/2004	2/nr	2/nr	A	W	93-71	Arkansas
2/29/2004	2/15	2/17	H	W	85-62	Louisiana St.

SEC TOURNAMENT (3rd), Nashville, Tenn.

3/5/2004	1/nr	1/nr	N101	W	67-57	Mississippi St.
3/6/2004	1/20	1/16	N101	L	66-68 (OT)	Georgia

NCAA FIRST AND SECOND ROUNDS, Tallahassee, Fla.

3/20/2004	2/nr	3/nr	N111	W	77-54	Colgate
3/22/2004	2/nr	3/25	N111	W	79-59	DePaul

NCAA MIDWEST REGIONAL CHAMPIONSHIPS (1st), Norman, Okla.

3/28/2004	2/15	3/17	N112	W	71-69	Baylor
3/30/2004	2/10	3/8	N112	W	62-60	Stanford

NCAA FINAL FOUR (2nd), New Orleans, La.

4/4/2004	2/19	3/19	N113	W	52-50	Louisiana St.
4/6/2004	2/6	3/6	N113	L	61-70	Connecticut

GENERAL

STAFF

PLAYERS

REVIEW

HISTORY

FACILITIES

NCAA

SEC

RECORDS

MEDIA INFO



YEAR-BY-YEAR RESULTS

2004-05 (30-5, 13-1 SEC, 2nd)

Final AP Ranking 3rd

Final ESPN Ranking 4th

SEC Tournament Champions

3rd NCAA National Championships

Date	AP Rk	ESPN Rk	Site	W/L	Score	Opponent
11/11/2004			H	W-ex	105-47	Carson-Newman
11/14/2004			H	W-ex	77-36	W. Coast All-Stars
11/19/2004	1/nr	1/nr	A	W	68-34	Chattanooga
11/21/2004	1/nr	1/nr	A	W	64-54	NC State
11/23/2004	1/nr	1/nr	H	W	71-41	G. Washington
11/25/2004	1/4	1/4	A	L	59-74	Texas
11/28/2004	1/nr	1/nr	H	W	52-48	Temple
12/2/2004	4/10	5/9	H	L	57-59	Duke
12/12/2004	9/15	9/15	H	W	78-63	DePaul
12/15/2004	9/nr	10/nr	A	W	70-59	La. Tech
12/19/2004	9/nr	10/nr	H	W	82-55	TCU
12/21/2004	9/2	10/2	H	W	70-67	Stanford
12/29/2004	8/24	8/nr	A	L	51-65	Rutgers
1/2/2005	8/nr	8/nr	A	W	68-58	Old Dominion
1/8/2005	10/15	10/14	A	W	68-67	Connecticut
1/13/2005	8/nr	10/nr	H	W	72-54	Arkansas
1/16/2005	8/17	10/15	A	W	79-65	Vanderbilt
1/20/2005	7/nr	9/nr	A	W	81-71	Auburn
1/23/2005	7/nr	9/nr	H	W	67-49	Kentucky
1/27/2005	5/nr	6/nr	A	W	68-53	S. Carolina
1/31/2005	5/18	5/19	H	W	77-70	Georgia
2/3/2005	5/nr	5/nr	A	W	91-82 (OT)	Florida
2/6/2005	5/nr	5/nr	H	W	99-67	Mississippi
2/10/2005	5/1	5/1	A	L	58-68	Louisiana St.
2/13/2005	5/21	5/20	H	W	72-63	Vanderbilt
2/17/2005	6/nr	6/nr	H	W	74-44	S. Carolina
2/20/2005	6/nr	6/nr	A	W	84-71	Arkansas
2/24/2005	5/nr	5/nr	H	W	78-56	Mississippi St.
2/27/2005	5/nr	5/nr	A	W	94-81	Alabama

SEC TOURNAMENT (1st), Greenville, S.C.

3/4/2005	5/nr	4/nr	N114	W	64-54	Auburn
3/5/2005	5/18	4/17	N114	W	76-73	Vanderbilt
3/6/2005	5/1	4/1	N114	W	67-65	Louisiana St.

NCAA FIRST AND SECOND ROUNDS, Knoxville, Tenn.

3/20/2005	3/nr	3/nr	H	W	94-43	W. Carolina
3/22/2005	3/nr	3/nr	H	W	75-54	Purdue

NCAA PHILADELPHIA REGIONAL CHAMPIONSHIPS (1st), Philadelphia

3/27/2005	3/14	3/14	N115	W	75-59	Texas Tech
3/29/2005	3/9	3/10	N115	W	59-49	Rutgers

NCAA FINAL FOUR (3rd), Indianapolis, Ind.

4/3/2005	3/6	3/5	N116	L	64-68	Michigan St.
----------	-----	-----	------	---	-------	--------------

2005-06 (31-5, 11-3 SEC, 2nd)

Final AP Ranking 6th

Final ESPN Ranking 5th

SEC Tournament Champions

2nd NCAA Cleveland Regionals

Date	AP Rk	ESPN Rk	Site	W/L	Score	Opponent
11/6/2005			H	W-ex	131-40	Dalhousie
11/10/2005			H	W-ex	101-55	Carson-Newman
11/20/2005	2/nr	1/nr	H	W	83-33	Stetson
11/21/2005	2/nr	1/nr	H	W	92-50	Chattanooga
11/24/2005	2/9	1/9	N117	W	83-55	Michigan St.
11/25/2005	2/nr	1/nr	N117	W	79-65	Gonzaga
11/26/2005	2/10	1/10	N117	W	80-75	Maryland
12/1/2005	2/16	1/18	H	W	102-61	Texas
12/4/2005	2/12	1/11	A	W	74-67	Stanford
12/7/2005	1/nr	1/nr	A	W	59-43	G. Washington
12/15/2005	1/nr	1/nr	H	W	83-59	La. Tech
12/20/2005	1/nr	1/nr	H	W	107-39	Princeton
12/28/2005	1/22	1/21	A	W	75-50	Temple
12/31/2005	1/12	1/11	A	W	62-51	Notre Dame
1/2/2006	1/nr	1/nr	H	W	83-67	Old Dominion
1/4/2006	1/nr	1/nr	A	W	66-51	S. Carolina
1/7/2006	1/7	1/7	H	W	89-80	Connecticut
1/12/2006	1/13	1/17	H	W	94-85	Georgia
1/15/2006	1/nr	1/nr	A	W	79-56	Mississippi St.
1/19/2006	1/19	1/19	A	W	80-68	Vanderbilt
1/23/2006	1/2	1/2	A	L	53-75	Duke
1/26/2006	1/nr	3/nr	A	L	63-66	Kentucky

1/29/2006	1/nr	3/nr	H	W	89-54	Alabama
2/2/2006	5/nr	5/nr	A	W	78-63	Mississippi
2/5/2006	5/nr	5/nr	H	W	77-37	Arkansas
2/9/2006	5/3	5/4	H	L	69-72	Louisiana St.
2/12/2006	5/22	5/20	H	W	70-67	Vanderbilt
2/16/2006	5/13	5/13	A	W	58-55	Georgia
2/19/2006	5/nr	5/nr	A	W	82-65	Alabama
2/23/2006	5/nr	5/nr	H	W	81-56	Auburn
2/26/2006	5/nr	5/nr	H	L	93-95 (OT)	Florida

SEC TOURNAMENT (1st), N. Little Rock, Ark.

3/3/2006	8/nr	9/nr	N107	W	77-45	Auburn
3/4/2006	8/12	9/12	N107	W	89-79	Georgia
3/5/2006	8/3	9/3	N107	W	63-62	Louisiana St.

NCAA FIRST AND SECOND ROUNDS, Norfolk, Va.

3/19/2006	6/nr	6/nr	N118	W	102-54	Army
3/21/2006	6/nr	6/nr	N118	W	66-53	G. Washington

NCAA CLEVELAND REGIONAL CHAMPIONSHIPS (2nd), Cleveland, Ohio

3/26/2006	6/9	6/9	N93	W	76-69	Rutgers
3/28/2006	6/1	6/1	N93	L	63-75	N. Carolina

2006-07 (34-3, 14-0 SEC, 1st)

Final AP Ranking 3rd

Final ESPN Ranking 1st

SEC Champions

NCAA NATIONAL CHAMPIONS

Date	AP Rk	ESPN Rk	Site	W/L	Score	Opponent
11/1/2006			H	W-ex	104-49	Carson-Newman
11/5/2006			H	W-ex	101-51	Houston Jaguars
11/12/2006	5/nr	5/nr	H	W	102-72	Chattanooga
11/16/2006	5/20	4/21	H	W	83-60	UCLA
11/19/2006	5/11	4/11	A	W	83-74	Arizona State
11/24/2006	4/11	4/11	H	W	77-60	Stanford
11/26/2006	4/nr	4/nr	H	W	88-64	MTSU
11/28/2006	4/nr	4/nr	A	W	71-50	La. Tech
12/3/2006	4/2	4/2	A	L	57-70	N. Carolina
12/5/2006	6/nr	5/nr	H	W	85-29	UT-Martin
12/7/2006	6/21	5/19	H	W	85-62	G. Washington
12/17/2006	5/23	5/24	A	W	67-46	Texas
12/20/2006	5/nr	5/nr	H	W	66-51	West Virginia
12/22/2006	5/nr	5/nr	A	W	75-59	Old Dominion
12/30/2006	4/nr	4/nr	H	W	78-54	Notre Dame
1/3/2007	4/nr	4/nr	H	W	72-36	Alabama
1/6/2007	4/5	4/5	A	W	70-64	Connecticut
1/11/2007	4/nr	4/nr	A	W	80-58	Florida
1/14/2007	4/15	4/15	A	W	52-41	Georgia
1/18/2007	4/nr	4/nr	H	W	73-44	Mississippi St.
1/22/2007	4/1	4/1	H	L	70-74	Duke
1/25/2007	4/15	4/14	A	W	67-57	Vanderbilt
1/28/2007	4/nr	4/nr	A	W	80-51	Alabama
2/1/2007	3/nr	3/nr	H	W	72-36	S. Carolina
2/5/2007	3/9	3/14	H	W	73-57	Georgia
2/8/2007	3/nr	3/nr	A	W	72-62	Auburn
2/11/2007	3/nr	3/nr	H	W	84-62	Kentucky
2/15/2007	3/nr	3/nr	H	W	81-69	Mississippi
2/19/2007	2/7	3/7	A	W	56-51	La. State
2/22/2007	2/nr	2/nr	A	W	75-68 (OT)	Arkansas
2/25/2007	2/12	2/12	H	W	73-53	Vanderbilt

SEC TOURNAMENT (3rd), Duluth, Ga.

3/2/2007	2/nr	2/nr	N119	W	81-63	S. Carolina
3/3/2007	2/11	2/10	N119	L	54-63	Louisiana St.

NCAA FIRST AND SECOND ROUNDS, Pittsburgh, Pa.

3/18/2007	3/nr	4/nr	N120	W	76-37	Drake
3/20/2007	3/nr	4/nr	A	W	68-54	Pittsburgh

NCAA DAYTON REGIONAL CHAMPIONSHIPS (1st), Dayton, Ohio

3/25/2007	3/nr	4/nr	N121	W	65-46	Marist
3/27/2007	3/nr	4/nr	N121	W	98-62	Mississippi

NCAA FINAL FOUR (1st), Cleveland, Ohio

4/1/2007	3/2	4/2	N93	W	56-50	N. Carolina
4/3/2007	3/15	4/18	N93	W	59-46	Rutgers

YEAR-BY-YEAR RESULTS

2007-08 (36-2, 13-1 SEC, 2nd)

Final AP Ranking 3rd

Final ESPN Ranking 1st

SEC Tournament Champions

NCAA NATIONAL CHAMPIONS

Date	AP Rk	ESPN Rk	Site	W/L	Score	Opponent
11/4/2007			H	L-ex	72-83	U.S. National
11/8/2007			H	W-ex	91-30	Carson-Newman
11/11/2007	1/nr	1/nr	H	W	76-56	Chattanooga
11/15/2007	1/9	1/8	N122	W	70-67	Oklahoma
11/18/2007	1/21	1/22	H	W	92-67	Texas
11/21/2007	1/15	1/17	N123	W	67-49	West Virginia
11/26/2007	1/nr	1/nr	H	W	81-60	La. Tech
12/2/2007	1/5	1/4	H	W	83-79	N. Carolina
12/5/2007	1/25	1/nr	H	W	83-51	Old Dominion
12/13/2007	1/nr	1/nr	H	W	84-61	MTSU
12/16/2007	1/nr	1/nr	H	W	96-73	Gonzaga
12/19/2007	1/nr	1/nr	A	W	82-70	UCLA
12/22/2007	1/5	1/4	A	L	69-73 (OT)	Stanford
1/2/2008	3/15	3/15	A	W	102-68	DePaul
1/5/2008	3/14	3/14	A	W	87-63	Notre Dame
1/10/2008	2/22	2/20	H	W	85-52	Auburn
1/13/2008	2/nr	2/nr	A	W	71-48	S. Carolina
1/17/2008	2/nr	2/nr	A	W	65-40	Kentucky
1/19/2008	2/nr	2/nr	H	W	79-63	Vanderbilt
1/24/2008	2/nr	2/nr	H	W	98-55	Arkansas
1/28/2008	2/9	2/10	A	W	67-64	Duke
1/31/2008	2/nr	2/nr	A	W	68-44	Mississippi
2/3/2008	2/nr	2/nr	H	W	79-51	Kentucky
2/7/2008	2/nr	2/nr	A	W	87-69	Mississippi St.
2/11/2008	1/5	1/7	H	W	59-58	Rutgers
2/14/2008	1/7	1/7	H	L	62-78	Louisiana St.
2/17/2008	1/25	1/nr	A	W	81-68	Vanderbilt
2/21/2008	3/nr	3/nr	A	W	85-58	Alabama
2/24/2008	3/nr	3/nr	H	W	72-46	Mississippi St.
2/28/2008	3/nr	3/nr	H	W	88-61	Florida
3/2/2008	3/22	3/20	A	W	72-63	Georgia
SEC TOURNAMENT (1st), Nashville, Tenn.						
3/7/2008	3/nr	3/nr	N101	W	92-61	Florida
3/8/2008	3/21	3/22	N101	W	63-48	Vanderbilt
3/9/2008	3/7	3/6	N101	W	61-55	Louisiana St.
NCAA FIRST AND SECOND ROUNDS, West Lafayette, Ind.						
3/23/2008	3/nr	3/nr	N124	W	94-55	Oral Roberts
3/25/2008	3/nr	3/nr	A124	W	78-52	Purdue
NCAA OKLAHOMA CITY REGIONAL CHAMP. (1st), Oklahoma City, Okla.						
3/30/2008	3/15	3/19	N125	W	74-64	Notre Dame
4/1/2008	3/8	3/9	N125	W	53-45	Texas A&M
NCAA FINAL FOUR (1st), Tampa, Fla.						
4/6/2008	3/6	3/5	N122	W	47-46	Louisiana St.
4/8/2008	3/4	3/4	N122	W	64-48	Stanford

2008-09 (22-11, 9-5 SEC, 14th)

Final AP Ranking 18th

Final ESPN Ranking not ranked

Date	AP Rk	ESPN Rk	Site	W/L	Score	Opponent
11/6/2008			H	W-ex	135-55	Carson-Newman
11/9/2008			H	W-ex	85-50	Love & Basketball
11/15/2008	7/nr	6/nr	H	W	68-39	San Francisco
11/17/2008	5/16	6/15	H	L	82-83	Virginia
11/21/2008	5/nr	13/nr	A	W	66-63	Chattanooga
11/23/2008	5/nr	13/nr	H	W	94-59	La. Tech
11/25/2008	9/nr	12/nr	H	W	83-56	W. Carolina
11/30/2008	9/nr	12/nr	H	W	88-67	DePaul
12/2/2008	7/nr	9/nr	A	W	71-59	G. Washington
12/11/2008	7/nr	10/nr	H	W	81-52	MTSU
12/14/2008	7/6	10/5	A	L	59-73	Texas
12/18/2008	11/nr	13/nr	A	W	81-76	Old Dominion
12/21/2008	11/3	13/4	H	W	79-69 (OT)	Stanford
12/30/2008	8/nr	12/nr	A	W	77-58	Gonzaga
1/3/2009	8/15	12/14	A	W	55-51	Rutgers
1/8/2009	7/nr	11/nr	H	W	69-64	Kentucky
1/11/2009	7/24	11/24	A	L	58-74	Vanderbilt
1/15/2009	13/nr	13/nr	A	W	63-56	Mississippi St.
1/18/2009	13/nr	13/nr	H	W	68-56	S. Carolina
1/22/2009	10/nr	12/nr	A	W	76-67	Arkansas
1/25/2009	10/6	12/5	A	L	68-82	Auburn

1/29/2009	13/nr	15/nr	H	W	60-59	Mississippi
2/2/2009	12/2	15/2	A125	L	70-80	Oklahoma
2/5/2009	12/nr	17/nr	H	W	73-43	Georgia
2/8/2009	12/11	17/13	A	L	57-66	Florida
2/12/2009	15/nr	17/nr	H	W	80-61	Alabama
2/16/2009	13/7	18/10	H	L	54-62	Duke
2/19/2009	13/nr	18/nr	A	L	56-66	Kentucky
2/22/2009	13/nr	19/nr	H	W	82-68	Mississippi St.
2/26/2009	18/nr	23/nr	A	L	61-63	Louisiana St.
3/1/2009	18/19	23/21	H	W	75-66	Vanderbilt

SEC TOURNAMENT (3rd), N. Little Rock, Ark.

3/5/2009	19/nr	24/nr	N107	W	68-49	Alabama
3/6/2009	19/21	24/18	N107	W	71-67	Florida
3/7/2009	19/6	24/5	N107	L	58-75	Auburn

NCAA FIRST ROUND, Bowling Green, Ky.

3/22/2009	18/nr	23/nr	N45	L	55-71	Ball State
-----------	-------	-------	-----	---	-------	------------

2009-10 (32-3, 15-1 SEC, 1st)

Final AP Ranking 3rd

Final ESPN Ranking 8th

SEC Champions

SEC Tournament Champions

Date	AP Rk	ESPN Rk	Site	W/L	Score	Opponent
11/5/2009			H	W-ex	124-34	Carson-Newman
11/9/2009			H	W-ex	79-46	Delta State
11/15/2009	8/7	9/4	H	W	74-65	Baylor
11/17/2009	6/nr	5/nr	N126	W	91-53	Texas Tech
11/22/2009	6/12	5/17	A	W	77-63	Virginia
11/25/2009	6/nr	5/nr	A	W	69-52	MTSU
11/28/2009	6/nr	5/nr	H	W	61-47	UCLA
12/1/2009	6/nr	5/nr	H	W	93-53	G. Washington
12/6/2009	6/17	5/17	H	W	78-58	Texas
12/13/2009	4/nr	3/nr	N87	W	68-54	Rutgers
12/16/2009	3/nr	3/nr	H	W	86-56	Louisville
12/19/2009	3/2	3/2	A	L	52-67	Stanford
12/22/2009	4/nr	4/nr	A	W	89-34	San Francisco
12/30/2009	4/nr	4/nr	H	W	102-62	Old Dominion
1/3/2010	4/14	4/15	H	W	96-75	Oklahoma
1/7/2010	4/nr	4/nr	H	W	79-62	S. Carolina
1/10/2010	4/nr	4/nr	A	W	75-48	Mississippi St.
1/14/2010	4/nr	4/nr	A	W	66-64	Florida
1/17/2010	4/nr	4/22	H	W	64-57	Vanderbilt
1/21/2010	3/8	3/8	A	L	50-53	Georgia
1/24/2010	3/18	3/19	A	W	55-43	LSU
1/28/2010	5/nr	5/nr	H	W	85-56	Auburn
1/31/2010	5/nr	5/nr	A	W	60-55	S. Carolina
2/4/2010	5/nr	5/nr	H	W	74-57	Arkansas
2/8/2010	5/nr	5/22	A	W	69-60	Vanderbilt
2/11/2010	5/nr	5/nr	A	W	61-58	Mississippi
2/14/2010	5/nr	5/nr	H	W	83-44	Florida
2/18/2010	5/nr	5/nr	A	W	74-67	Alabama
2/22/2010	4/20	4/nr	H	W	70-61	LSU
2/25/2010	4/16	4/14	H	W	81-65	Kentucky
2/28/2010	4/nr	4/nr	H	W	75-63	Mississippi
SEC TOURNAMENT (1st), Duluth, Ga.						
3/5/2010	4/nr	4/nr	N119	W	76-51	Mississippi
3/6/2010	4/nr	4/nr	N119	W	68-49	Vanderbilt
3/7/2010	4/19	4/18	N119	W	70-62	Kentucky
NCAA FIRST AND SECOND ROUNDS, Knoxville, Tenn.						
3/20/2010	3/nr	3/nr	H	W	75-42	Austin Peay
3/22/2010	3/nr	3/nr	H	W	92-64	Dayton
NCAA MEMPHIS REGIONAL CHAMPIONSHIPS (3rd), Memphis, Tenn.						
3/27/2010	3/14	3/18	N127	L	62-77	Baylor

2010-11 (34-3, 16-0 SEC, 1st)

Final AP Ranking 4th

Final ESPN Ranking 6th

SEC Champions

SEC Tournament Champions

Date	AP Rk	ESPN Rk	Site	W/L	Score	Opponent
11/2/2010			H	W-ex	110-60	Carson-Newman
11/7/2010			H	W-ex	86-53	Union (Tenn.)
11/12/2010	4/nr	4/nr	A	W	63-50	Louisville
11/15/2010	4/nr	4/nr	H	W	103-43	Chattanooga
11/18/2010	4/nr	4/nr	H	W	85-73	Virginia
11/21/2010	4/nr	4/nr	H	W	80-64	Arizona State

GENERAL

STAFF

PLAYERS

REVIEW

HISTORY

FACILITIES

NCAA

SEC

RECORDS

MEDIA INFO



RECORDS

YEAR-BY-YEAR RESULTS

11/25/2010	4/nr	4/nr	N117	W	82-44	Missouri
11/26/2010	4/nr	4/nr	N117	W	66-42	Georgia Tech
11/27/2010	4/12	4/13	N117	L	58-69	Georgetown
12/1/2010	9/nr	8/nr	H	W	99-55	Lamar
12/5/2010	9/nr	8/nr	A	W	74-44	Old Dominion
12/12/2010	8/21	7/24	A	W	92-77	Texas
12/14/2010	6/2	6/3	A	L	54-65	Baylor
12/19/2010	6/3	6/2	H	Wot	82-72	Stanford
12/22/2010	5/nr	6/nr	H	W	102-53	ETSU
12/30/2010	5/nr	6/nr	H	W	87-51	Rutgers
1/2/2011	5/nr	6/nr	A	W	73-65	LSU
1/6/2011	5/nr	6/nr	H	W	110-45	Alabama
1/9/2011	5/nr	6/nr	H	W	86-46	Mississippi
1/13/2011	5/nr	6/nr	A	W	83-40	Florida
1/15/2011	5/nr	6/nr	H	W	68-56	Vanderbilt
1/20/2011	5/nr	6/nr	A	W	71-56	S. Carolina
1/23/2011	5/nr	6/nr	A	W	73-53	Auburn
1/27/2011	5/nr	6/nr	H	W	81-55	Mississippi St.
1/30/2011	5/nr	6/nr	A	W	72-53	Arkansas
2/7/2011	4/15	4/18	A	W	73-67	Kentucky
2/10/2011	4/nr	4/nr	H	W	61-39	Florida
2/13/2011	4/nr	4/nr	A	W	66-57	Vanderbilt
2/17/2011	4/nr	4/nr	H	W	82-60	S. Carolina
2/21/2011	4/22	4/rv	H	W	77-44	Georgia
2/24/2011	4/nr	4/nr	A	W	66-39	Mississippi
2/27/2011	4/nr	4/nr	H	W	80-60	LSU

SEC TOURNAMENT (1st), Duluth, Ga.

3/4/2011	4/nr	4/nr	N128	W	92-75	Florida
3/5/2011	4/nr	4/nr	N128	W	82-58	Georgia
3/6/2011	4/16	4/16	N128	W	90-65	Kentucky

NCAA FIRST AND SECOND ROUNDS, Knoxville, Tenn.

3/19/2011	4/nr	4/nr	H	W	99-34	Stetson
3/21/2011	4/23	4/25	H	W	79-70	Marquette

NCAA DAYTON REGIONAL CHAMPIONSHIPS (2nd), Dayton, Ohio

3/26/2011	4/18	4/24	N121	W	85-75	Ohio State
3/28/2011	4/9	4/7	N121	L	59-73	Notre Dame

2011-12 (27-9, 12-4 SEC, 2nd)

Final AP Ranking 9th

Final ESPN/USA Today Ranking 7th

SEC Tournament Champions

Date	AP Rk	ESPN Rk	Site	W/L	Score	Opponent
11/13/2011	3/nr	3/nr	H	W	89-57	Pepperdine
11/15/2012	3/7	3/7	H	W	92-76	Miami (Fla.)

11/20/2012	3/nr	3/nr	A	L	64-69 (OT)	Virginia
11/27/2012	6/1	7/1	H	L	67-76	Baylor
11/29/2012	8/nr	8/nr	H	W	82-43	MTSU
12/4/2012	8/21	8/22	H	W	73-57	Texas
12/11/2012	7/20	8/21	N87	W	84-61	DePaul
12/13/2012	6/11	6/11	A	W	67-61	Rutgers
12/17/2012	6/nr	6/nr	A	W	85-64	UCLA
12/20/2012	6/4	6/4	A	L	80-97	Stanford
12/28/2012	7/nr	8/nr	H	W	90-37	Old Dominion
1/1/2012	7/nr	8/nr	A	W	73-52	Auburn
1/3/2012	6/nr	7/nr	H	W	90-47	Chattanooga
1/5/2012	6/16	7/15	H	W	80-51	Georgia
1/8/2012	6/nr	7/nr	A	W	69-38	Arkansas
1/12/2012	6/9	7/8	A	L	60-61	Kentucky
1/15/2012	6/25	7/24	H	W	87-64	Vanderbilt
1/19/2012	9/nr	9/nr	H	W	65-56	LSU
1/23/2012	7/2	9/2	A	L	44-72	Notre Dame
1/26/2012	7/nr	9/nr	A	W	86-56	Alabama
1/29/2012	7/17	9/15	A	W	67-50	Georgia
2/2/2012	8/nr	8/nr	H	L	60-64	S. Carolina
2/5/2012	8/nr	8/nr	H	W	82-61	Auburn
2/9/2012	11/nr	11/25	A	L	79-93	Vanderbilt
2/13/2012	13/7	10/7	H	W	91-54	Kentucky
2/16/2012	13/nr	10/nr	A	W	57-41	Mississippi St.
2/19/2012	13/nr	10/nr	A	W	66-56	Mississippi
2/23/2012	10/nr	9/nr	H	L	71-72 (OT)	Arkansas
2/26/2012	10/nr	9/nr	H	W	75-59	Florida

SEC TOURNAMENT (1st), Nashville, Tenn.

3/2/2012	13/nr	10/nr	N101	W	68-57	Vanderbilt
3/3/2012	13/nr	10/nr	N101	W	74-58	S. Carolina
3/4/2012	13/nr	10/nr	N101	W	70-58	LSU

NCAA FIRST AND SECOND ROUNDS, Chicago, Ill.

3/17/2012	9/nr	7/nr	N128	W	72-49	UT-Martin
3/19/2012	9/nr	7/23	A	W	63-48	DePaul

NCAA DES MOINES REGIONAL CHAMP. (2nd), Des Moines, Iowa

3/24/2012	9/nr	7/nr	N129	W	84-73	Kansas
3/26/2012	9/1	7/1	N129	L	58-77	Baylor



Tennessee claimed its third-straight Southeastern Conference Tournament title in 2011-12 and its 16th SEC tourney crown overall.



2012-13
MEDIA INFO



The University of Tennessee Media Relations Office looks forward to serving the members of the media during the 2012-13 Lady Vol basketball season. If you will be attending a game in UT's Thompson-Boling Arena, please take a few moments to review the items of media interest appearing on the pages that follow.

If you have any special media requests of our office, please do not hesitate to contact any of the staff members at any time.

The 2012-13 Lady Vol Basketball Record Book has been prepared with the media in mind. Any additional information, interviews or photos can be requested from the UT Media Relations Office.

The staff of the Tennessee Media Relations Office hopes to make your working experience enjoyable.

GETTING HERE /// DIRECTIONS

From the Airport

- Travel North on Highway 129 (Alcoa Highway)
- Take the Neyland Drive exit
- Turn left on Neyland Drive at the light
- Travel east on Neyland Drive
- Turn left on Lake Loudoun Blvd.
- Thompson-Boling Arena will be on your right
- Get into the right lane and turn right onto Phillip Fulmer Way
- The G-10 parking lot will be on your right

From Eastbound I-40

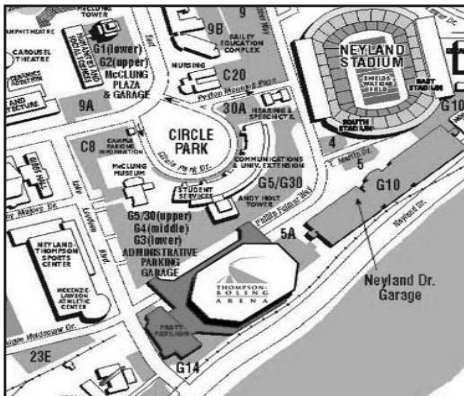
- Exit on Highway 129-Alcoa Highway (Airport exit)
- Take the Neyland Drive exit
- Turn left on Neyland Drive at the light
- Travel east on Neyland Drive
- Turn left on Lake Loudoun Blvd.
- Thompson-Boling Arena will be on your right
- Get into the right lane and turn right onto Phillip Fulmer Way
- The G-10 parking lot will be on your right

From Westbound I-40

- Follow signs to Hall of Fame Drive/James White Parkway/ Neyland Drive
- Turn right on Lake Loudoun Blvd.
- Thompson-Boling Arena will be on your right
- Get into the right lane and turn right onto Phillip Fulmer Way
- The G-10 parking lot will be on your right

From I-75

- Take I-275 to I-40 East (towards Asheville)
- Exit on James White Parkway/Neyland Drive
- Turn right on Lake Loudoun Blvd.
- Thompson-Boling Arena will be on your right
- Get into the right lane and turn right onto Phillip Fulmer Way
- The G-10 parking lot will be on your right



MEDIA RELATIONS STAFF



JIMMY STANTON
Associate AD - Communications
Office: (865) 974-4167
Cell: (865) 306-2052
E-mail: jimmystanton@utk.edu
Twitter: @jimmystanton



JASON YELLIN
Assistant AD - Media Relations
Office: (865) 974-9494
Cell: (865) 314-0273
E-mail: jyellin@utk.edu
Twitter: @JasonYellin



ERIC TRAINER
Assoc. Director - Media Relations
(Primary WBB Contact)
Office: (865) 974- 8173
Cell: (865) 603-2916
E-mail: etrainer@utk.edu
Twitter: @UTSpaceWrangler



CASSANDRA NOVY
Graduate Assistant
(Secondary WBB Contact)
Office: (865) 974-1213
Cell: (217) 899-2332
E-mail: cnovy@utk.edu
Twitter: @cassanovy

Associate Directors: Cameron Harris, Tom Satkowiak
Assistant Director: Brian Bruce, Betsy Devine, Mary-Carter Kniffin, Stephen Lee, Amanda Pruitt
Graduate Assistant: Nate Bain

WOMEN'S BASKETBALL MEDIA RELATIONS

Room 255, Stokely Athletics Center
Phone: (865) 974-1212
Fax: (865) 974-1269
Mailing Address: P.O. Box 15016 Knoxville, TN 37901
Shipping Address: 1720 Volunteer Boulevard, Knoxville, TN 37996
Thompson-Boling Arena Press Row: (865) 974-0110
Arena Ticket Office: (865) 656-HOOP

AREA HOTELS (AREA CODE 865)

Cumberland House	971-4663
Hampton Inn-Downtown	522-5400
Hampton Inn-East	525-3511
Hilton-Airport	970-4300
Hilton-Downtown	523-2300
Holiday Inn-Central	584-3911
Holiday Inn-Select Downtown	522-2800
Marriott Downtown	637-1234
Crowne Plaza	522-2600

TAXI COMPANIES

A+ Taxi	970-0016
Big Orange Express	523-3400
Paradise Taxi	525-9580
Yellow Cab	523-5151

MEDIA POLICIES

COVERING PRACTICE

Please contact Eric Trainer or Cassandra Novy at the Media Relations Office at least a week in advance to arrange player or coach feature interviews. If you plan to cover an open practice session, please contact the Media Relations Office on a daily basis to check about changes in the schedule.

PLAYER AND COACH INTERVIEWS

Media wishing to interview coaches or players are encouraged to set up interviews in advance with the Media Relations Office. Generally, the best time to conduct an interview is following a designated day with an open portion of practice and pre-practice media opportunity. The Media Relations Office will help with all requests.

MEDIA CREDENTIALS

Media outlets interested in obtaining credentials to cover Lady Vol basketball home games must apply for those online via Sports Systems. To apply, please visit: <http://www.sportssystem.com/seccredentials>. Applications for single-game credentials should be submitted five days prior to a game. Once you receive your approval letter via email, you will be provided options for credential pick-up.

PHOTOGRAPHER CREDENTIALS

Credentials will be issued only to accredited photographers or those individuals on special assignment. During regular season games, work area includes the floor area at both ends of the court and alongside the corners of the playing floor opposite the team benches. Special arrangements for strobes or catwalk access must be made through the Media Relations and Arena Management Offices no later than one week in advance of the game. UT's arena security policy requires that all photographers placing strobes will go through a screening process and must be accompanied by a UT police officer or representative when placing strobes.

THE SEC MEDIA POLICY

By acceptance and use of an SEC media credential, the holder agrees to the following conditions for any and all athletic events hosted by the SEC and its member institutions:

1. The SEC and its member institutions grant a media organization a limited license to use certain gathered information on the media organization's own Internet or online site beginning at the start of an athletic event and up to the conclusion of such event, all subject to the following limitations and conditions:

(a) No more than 10 still photographs may be used for news coverage of the game and other editorial purposes during the event.

(b) Video tape may only be shown as part of a single, non-archived, online "simulcast" of a television station's regularly-scheduled news program.

(c) While a game is in progress, the use of textual statistical information is time-delayed and limited in amount (e.g., updates pertaining to score, injuries and national, conference or institutional record-breaking performances, a condensed half-time story) so that an organization's Internet or online game coverage does not undercut the authorized and rights-paying fee organization's rights to play-by-play accounts of the game and/or exclusivity as to such rights.

2. Any proposed media use on an Internet or online sight of the game information that is more detailed and/or more than described above will require separate written authorization by the SEC and/or its member institutions. However, such written authorization will not permit the use of game information in entertainment contexts and will not authorize game coverage that, due to immediacy or detail, constitutes or approaches a play-by-play account of a game.

3. Should any of these conditions be breached, the SEC and/or its member institutions will issue a written warning for the first violation. If this violation occurs during the last game of the institutions' regularly-scheduled season, the media organization may not be credentialed for the SEC Tournament. A second violation of this policy will result in revocation of credentials to cover future basketball games hosted by the SEC and/or its member institutions.

MEDIA PARKING PASSES AND MEDIA ENTRANCE

Parking space is limited. The media must request parking access along with other credential requests. Media coverage on a regular basis will insure first priority in UT parking garage G-10. The media entrance is located adjacent to this parking area on Phillip Fulmer Way.

PRESS ROW

Press row is located on the east end of the arena behind the baseline nearest the visiting team bench. Only accredited media will be allowed in this area. Children are not permitted on press row.

PRESS ROOM SERVICES

The press room and interview rooms are on the east end of the arena. Soft drinks, a pre-game meal, and a halftime snack will be offered in the basketball media area. Post-game interviews also will be conducted in this area. Adjacent to the area, the working press room has numerous telephones and electrical outlets available. Wireless Internet is available both court-side and in the media workroom. If you choose to install a phone line on press row, please contact UT Telephone Services at (865) 974-3121.

STATISTICAL SERVICES

Services provided include statistics generated from the STATCREW computer statistics program. Wireless monitors are placed on press row for immediate access to statistics. Hard copies of halftime stats, final stats and play-by-play highlights at the end of each half also will be distributed. Coaches' quotes will be provided following the post-game interview sessions.

To access up-to-date stats during a game, visit UTstats.com for a live feed.

POSTGAME INTERVIEWS

A formal post-game interview is held in the basketball media room following each game. The media will be solicited for player names with five minutes left in the game. After a 15-minute cooling-off period, the visiting team coach and selected players will be brought to the media room. Following the visiting team's media session, UT head coach Holly Warlick will come to the media room, followed by select UT players. Risers for television cameras and a distribution box for radio will be available in the back of the area.

RADIO

Requests to broadcast must be made in writing at the earliest possible date to receive permission. Stations are responsible for contacting Glenn Thackston at IMG/Lady Vol Network in Knoxville for use of the phone lines in Thompson-Boling Arena. Mr. Thackston can be reached during business hours at (865) 212-3570. The radio broadcast location is on the floor level at the main scorer's table.

TELEVISION GAMES

Thompson-Boling Arena permits the inside parking of television tractor-trailer units and offers secure parking adjacent to the arena for satellite uplink units. Personnel from Arena Management, including electricians, are available to meet arriving trucks in advance of the game. Please notify the Media Relations Office of your arrival plans for television games.

WWW.UTSPORTS.COM

UTSports.com is the official online home for Tennessee Athletics. Here, one can find schedules, results, rosters, player bios and stats. There is unique content including photo galleries of events, behind-the-scenes features, video highlights and features from UTSports.tv, video interviews with players and coaches, as well as the latest news on every team on campus.

There is also live streaming audio of every women's basketball game and many other events throughout the year. UTSports.com also provides free streaming video of select events throughout the year. By using CBS Interactive's GameTracker, fans can follow the action online.

GENERAL

STAFF

PLAYERS

REVIEW

HISTORY

FACILITIES

NCAA

SEC

RECORDS

MEDIA INFO



LADY VOL NETWORK

For more than 60 years the Vol Network has served as the main communications link between the University of Tennessee and its fans. IMG College/Vol Network/Lady Vol Network manages the multi-media and marketing rights to University of Tennessee Athletics. IMG is recognized as the world's premier sports, entertainment and media company. With 50 radio affiliates and statewide coverage, the Vol Network boasts one of the largest collegiate basketball networks in the country. The Holly Warlick Television Show, which begins in early January and runs weekly during basketball season is shown on network television stations across the state in all five major Tennessee television markets and regionally in the Southeast on SportSouth.



IMG College/Vol Network
 (865) 212-3570 • 6701 Baum Drive, Suite 100 • Knoxville, TN 37919


LADY VOL BASKETBALL PROGRAMMING

The Tennessee Lady Vols first found a home on the radio during the 1977-78 season. At that time, a handful of games were aired with John Ward, former play-by-play man of UT football and men's basketball, handling the microphone.

The flagship station of the University of Tennessee Lady Vol basketball broadcasts is The Sports Animal, WNML (990 AM, 99.1 and 99.3 FM) in Knoxville, Tenn. This will mark the 35th year of Lady Vol games on the air. Typically, 25 or more stations air the regular season broadcasts as the network expands into many of the "Vol Network" stations. For more information about joining the Lady Vol Network, contact Glenn Thackston at IMG (865) 212-3570.

Additionally, Lady Vol basketball games will again find a home on the Internet at www.utsports.com, as fans worldwide will be able to access the broadcasts.

Calling the play-by-play action again this season will be Mickey Dearstone, who took over full-time duties from Bob Kesling after the 1998-99 season.



Mickey Dearstone is the "Voice of the Lady Vols."

VOL CALLS

This season the Vol Network is proud to partner with Calhoun's on the River, the new home for the official call-in show of University of Tennessee Athletics: Vol Calls! The weekly call-in show fields questions from fans throughout the Southeast and the rest of the country. Vol Calls is entering its 24th year on the air, making it the longest-running sports talk program in Tennessee.

The show is hosted by the Vol Network's Bob Kesling and Brent Hubbs of VolQuest.com and features weekly guests. Vol Calls broadcasts live in Knoxville and airs statewide from 8-9 p.m. Eastern and 7-8 p.m. Central.

LADY VOL NETWORK AFFILIATES

Station	Market	Dial	Station	Market	Dial
WQSV-AM	Ashland City	790	WKPT-AM	Kingsport	1400
WOPI-AM	Bristol	1490	WNML-AM	Knoxville	990
WGOW-AM	Chattanooga	1150	WNML-FM	Knoxville	99.1, 99.3
WGOW-FM	Chattanooga	102.3	WLIL-AM	Lenoir City	730
WCLE-AM	Cleveland	1570	WJJM-AM	Lewisburg	1490
WLQK-FM	Cookeville	95.9	WCRK-AM	Morristown	1150
WCSV-AM	Crossville	1490	WGFX-FM	Nashville	104.5
WPBX-FM	Crossville	99.3	WLIK-AM	Newport	1270
WEMB-AM	Erwin	1420	WENK-AM	Union City	1240
WGRV-AM	Greeneville	1340	WECO-FM	Wartburg	101.3
WKTP-AM	Jonesborough	1590	WCDT-AM	Winchester	1340

SOUTHEASTERN CONFERENCE

QUICK FACTS

Alabama
Arkansas
Auburn
Florida
Georgia
Kentucky
LSU



Missouri
Mississippi
Mississippi State
South Carolina
Tennessee
Texas A&M
Vanderbilt

SEC ON THE WEB: For all you need to know about the Southeastern Conference and its member schools, access the SEC Web Page at www.SECDigitalNetwork.com. The site contains team information, scores, conference standings and statistics, awards recipients, history and records, feature stories, television information on conference events, details about tickets to SEC events, SEC merchandise and much, much more.

WEEKLY HONORS: The SEC will name a Player and Freshman of the Week each week throughout the regular season. Each week's selections will be released on Monday afternoon for Tuesday morning publication and will also be announced in the league's weekly release. The league women's basketball sports information directors make nominations for the award each week.

SEC HISTORY: The Southeastern Conference was formed Dec. 8-9, 1932, and included 13 schools at the time: Alabama, Auburn, Florida, Georgia, Georgia Tech, Kentucky, LSU, Ole Miss, Mississippi State, Sewanee, Tennessee, Tulane, and Vanderbilt. The league's first president was Frank L. McVey of Kentucky. Due to the continually increasing amount of

work administering the league, the office of Commissioner was established by its member institutions in 1940. Former Mississippi governor Martin Conner was named as the first commissioner, a post he held until 1948. Following Conner were Bernie Moore (1948-66), A.M. Coleman (1966-72), Dr. Boyd McWhorter (1972-86), Dr. Harvey Schiller (1986-90), and Roy Kramer (1990-2002). Mike Slive is currently Commissioner of the Southeastern Conference and its 14 member institutions.

The first SEC champions were crowned in 1933 in baseball, basketball, football and outdoor track. Cross country, golf, swimming, tennis and indoor track were added later. The SEC began recognizing women's championships during the 1979-80 academic year. The conference office officially took over regulation of women's athletics on Sept. 1, 1984.

The SEC currently regulates nine men's sports and twelve women's sports. Baseball, basketball, football, golf, swimming and diving, tennis and track (indoor, outdoor, and cross country) are currently sanctioned for men. The women's sports are basketball, equestrian, golf, gymnastics, soccer, softball, swimming and diving, tennis, track (indoor, outdoor, and cross country) and volleyball.

SEC WOMEN'S HOOPS BY THE NUMBERS

With eight national championships, ten runner-up finishes, a nation-leading 34 Final Four appearances and 111 first-team All-America honors, the SOUTHEASTERN CONFERENCE stands firmly as the nation's premier intercollegiate women's basketball conference.

The SEC has posted impressive non-conference records in the last decade. The SEC compiled a 134-41 (.766) non-conference record during the 2011-12 season.

Since the 1990 season, the SEC has compiled a 3047-935 (.765) record against other conferences. The league has recorded 150+ wins during eight seasons and has never recorded a non-conference winning percentage below .723. SEC teams have earned appearances in 25 of 30 NCAA Final Fours, an accomplishment unmatched by any other league.

Overall, SEC squads have filled 34 of the 124 Final Four berths, including having two Final Four teams in 1988 (Auburn, Tennessee), 1989 (Auburn, Tennessee), 1995 (Georgia, Tennessee), 1996 (Georgia, Tennessee), 1998 (Arkansas, Tennessee), 2004 (LSU, Tennessee), 2005 (LSU, Tennessee), 2007 (LSU, Tennessee) and 2008 (LSU, Tennessee).

SEC teams have made 18 appearances in a nation-high 16 NCAA Championship games, winning eight NCAA Championships (Tennessee: 1987, 1989, 1991, 1996, 1997, 1998, 2007 and 2008).

The league also had the distinction of providing both national finalists twice in its history in 1996 (Tennessee 83, Georgia 65) and in 1989 (Tennessee 76, Auburn 60).

Southeastern Conference teams have won 347 NCAA Tournament games against 180 losses (.658) for an average of 11.2 NCAA wins per year. In addition, all 14 current members have made appearances in the NCAA Tournament.

SEC MEDIA RELATIONS

Phone Number: (205) 458-3010

Fax Number: (205) 458-3030

Mailing Address:

2201 Richard Arrington Blvd. North
Birmingham, AL 35203



Charles Bloom, Assoc. Commissioner
Craig Pinkerton, Director
***Tammy Wilson, Assoc. Director**
Chuck Dunlap, Assoc. Director
Chevonne Mansfield, Asst. Director
**women's basketball contact*

cbloom@sec.org
cpinkerton@sec.org
twilson@sec.org
cdunlap@sec.org
cmansfield@sec.org

SEC WEBSITE

The SEC has an extensive online presence at SECsports.com. The SEC offers a media-only section of the website (SECsportsmedia.com). Media covering the SEC can retrieve information from the conference office as well as the 14 SEC institutions from the media site. A championship credentialing system is also available on the site.

WEEKLY AWARDS

The SEC names a Player of the Week and Freshman of the Week in women's basketball every Monday during the season. Each week's selections are released for Monday afternoon publication. Nominations for the awards are made each week by the women's basketball SIDs.

- GENERAL
- STAFF
- PLAYERS
- REVIEW
- HISTORY
- FACILITIES
- NCAA
- SEC
- RECORDS
- MEDIA INFO



SOUTHEASTERN CONFERENCE (CONTINUED)

The SEC has paced the pack in NCAA tournament bids 22 times in its 31-year history.

The SEC was the first league to ever have eight teams invited to the NCAA Tournament, doing so in 1999, 2002 and 2012.

The SEC was also the first league to ever have seven teams invited to the NCAA Tournament and earned this honor a nation-leading seven times (1986, 1991, 1995, 1996, 1997, 2003, 2004).

The SEC is one of a handful of leagues to have won three national tournament titles with eight NCAA, two WNIT and three NWIT. Along with the eight NCAA championships won by Tennessee, Arkansas (1999) and Auburn (2003) captured the current Women's NIT titles. But the first-ever SEC national title belongs to Georgia, winners of the 1981 NWIT which predates the current NCAA tournament. LSU (1985) and Kentucky (1990) also won NWIT titles. Both Arkansas (1987) and South Carolina (1979) won the WNIT as members of their previous conferences.

The SEC has had 59 student-athletes named as first-team All-America selections. Those 59 have been named a total of 86 times since the 1982-83 season (first year of SEC sponsorship).

The Southeastern Conference had 26 former SEC studentathletes make 2012 WNBA opening day rosters. In this year's WNBA draft, a total of six SEC women's basketball players were taken. Since the inaugural WNBA draft in 1997, the SEC has had 119 former players drafted for the professional league, including five No. 1 picks.

SEC schools have produced 39 Olympians since 1976, with 35 coming since the league began sponsoring women's basketball. Seimone Augustus, LSU; Tamika Catchings, Tennessee; Sylvia Fowles, LSU; and Candace Parker, Tennessee were part of the USA's gold-medal effort in London in 2012. They helped the Red, White and Blue win gold for the fifth-consecutive Olympiad.

MEDIA INFORMATION

The media credential system for the 2013 SEC Tournament will be online from early Jan. 9 until Feb. 25. Go to www.SECsportsmedia.com for the online credentialing system.

For further information concerning media coverage of the 2013 SEC Tournament, please contact the SEC Media Relations Department.

TOURNAMENT INFORMATION

On Feb. 7, 1980, the first SEC women's basketball tournament began play. It ended four days later with Tennessee defeating Ole Miss for the title. Fast forward 35 years later and the SEC Tournament is still enjoying success and increased popularity.

Beginning with its inception and through 1986, the tournament was held at campus sites. The tournament was then sent to Albany, Ga., which served as the site for six years from 1987-92. The tournament then moved to Chattanooga, Tenn., where it was held from 1993-2000, with the exception of 1998 when the tournament moved to Columbus, Ga.

Since 2001 the tournament has enjoyed many new sites, including Memphis (2001), Nashville (2002, 2004, 2008, 2011, 2012), North Little Rock, Ark. (2003, 2006, 2009), Greenville, S.C. (2005) and Duluth, Ga. (2007, 2010).

This year the SEC Women's Basketball Tournament returns to Duluth, Ga., where it previously was held in 2007 and 2010.

The winner of the 13-game tournament will receive the league's automatic bid to the NCAA Tournament. The tournament seeds and conference champion will be determined by the 16-game regular-season SEC schedule. The top four seeds earn a bye for the first two rounds.

The 2013 SEC Women's Basketball Tournament will once again enjoy live television coverage. FOX Sports and SportSouth continue their dedication to SEC events with FSN televising all first-round games, SportSouth carrying second-round contests and the two splitting duties for the quarterfinal round. Once again, ESPN2 will carry both semifinal games and ESPN2 will air the championship game.

TICKET INFORMATION


Tickets for the 2013 Southeastern Conference Women's Basketball Tournament are now on sale. The 2013 SEC Women's Tournament will be held at The Arena at Gwinnett Center in Duluth, Ga., on March 6-10, 2013.

Tickets for the tournament are \$90 for a reserved book. A ticket book contains seven tickets, one for each session, which allows one person to attend all 13 games. Tickets can be purchased at www.SECDigitalNetwork.com or by calling (800) 732-4849. Additional information regarding special ticket promotions, including advanced single session ticket sales, will be announced Thursday, October 25.



TENNESSEE HEAD COACH EMERITUS **PAT SUMMITT**

1ST YEAR AS HEAD COACH EMERITUS » 39TH YEAR AT TENNESSEE



A GLANCE AT SUMMITT'S CAREER

- Posted a record of 1,098-208 in 38 seasons as head coach
- Winningest coach (man or woman) in NCAA history
- Led UT to eight NCAA National Championships
- Won a combined 32 SEC regular season and tourney titles
- Her teams went to 31 NCAA Tournaments and 18 Final Fours
- Coached athletes to 36 All-America honors
- Had 12 Olympians and 34 WNBA players

[Facebook.com/](https://www.facebook.com/BallWithTheLadyVols)
BallWithTheLadyVols



Ariel Massengale
Point Guard

5

4 **Kamiko Williams**
Guard

8 NATIONAL CHAMPIONSHIPS | **16** SEC REGULAR SEASON TITLES
16 SEC TOURNAMENT TITLES | **15** OLYMPIANS | **21** ALL-AMERICANS
22 FINAL FOUR APPEARANCES | **34** ALL-TIME WNBA PLAYERS