2014-15 TENNESSEE BASKETBALL

UTSPORTS.COM III @LADYVOL_HOOPS

Lady Volunteers

LADY VOL BASKETBALL

- 17-Time SEC Tournament Champions
- Isabelle Harrison, 2014 SEC All-Tournament & MVP
- Cierra Burdick, 2014 SEC All-Tournament

TABLE OF CONTENTS

GENERAL INFO
2 Quick Facts
3 Schedule
4 Roster
5 Squad Breakdown
5 Preseason Notebook
8 2014-15 Opponents

STAFF
18 Holly Warlick
21 Pat Summitt
23 Kyra Elzy
24 Jolette Law
25 Dean Lockwood
26 Michael Beaumont
26 Janet McGee
27 Josh Boucher
27 Lee Taylor
28 Ashley Wilson
28 Allison Maurer
29 Brian Russell
29 Basketball Admin. Support
29 Managers
30 Dr. Chris Klenck
30 Donna Thomas
31 Dr. Jimmy Cheek
31 Dr. Donald Bruce
32 Dave Hart
33 Executive Athletics Staff
34 Senior Athletics Staff

PLAYERS
36 Cierra Burdick
38 Andraya Carter
39 Diamond DeShields
41 Kortney Dunbar
41 Bashaara Graves
43 Isabelle Harrison
45 Jasmine Jones
47 Ariel Massengale
49 Alexa Middleton
49 Nia Moore
50 Jaime Nared
51 Jordan Reynolds
52 Mercedes Russell
54 Jannah Tucker
55 Career Game-By-Game
58 Career Production Tracker

REVIEW
60 Postseason Notebook
62 2013-14 Statistics
63 2013-14 Results
64 Breaking It Down
64 Week-By-Week Rankings
65 Game Boxscores/Recaps

HISTORY
84 All-Time Roster
87 The Early Years
88 All-Time Head Coaches
88 All-Time Assts. & Staff
89 Lady Vol Honorees
92 WBCA All-Americans
92 WBHOF Inductees
92 NCAA Victory Totals
92 Lady Vol Olympians
93 Success In Coaching Ranks
95 Lady Vol Legends
97 Current WNBA Players
97 All-Time UT WNBA Picks
98 Former Lady Vol Pros
99 Lady Vols In The Draft
99 WNBA First Round Picks
99 All-Time Rosters/Stats

FACILITIES
114 Thompson-Boling Arena
114 Yearly Home Records
115 Top 25 Home Crowds
115 Arena Records
116 Year-By-Year Attendance
117 Largest Crowds
117 Big Crowd Records
118 Top 25 Away Crowds
118 Top 25 Neutral Crowds
119 Stokely Athletics Center
119 Alumni Gym
119 Stokely/Alumni Records
119 Largest Stokely Records
120 Year-By-Year Home Records
120 Pratt Pavilion

NCAA
122 NCAA Titles
123 Final Four Appearances
123 Women's Final Four Results
123 Seeding Through The Years
124 UT NCAA Tourney Stats
125 UT In The Postseason
126 UT NCAA Record vs. Conf.
126 UT NCAA Record vs. Opp.
126 NCAA Final Four W-L Record
126 NCAA Tourn. W-L Record
127 NCAA Tournament Honors
127 NCAA Champions
127 NCAA Misc. Accomplishments
128 NCAA Year-By-Year
128 Returnees In NCAA Play
130 UT NCAA Tourn. Records
130 UT Opp. NCAA Tourn. Records
131 1987 & 1989 NCAA Champs
132 1991 & 1996 NCAA Champs
133 1997 & 1998 NCAA Champs
134 2007 & 2008 NCAA Champs

SEC
136 2014 SEC Team Statistics
137 2014 SEC Individual Statistics
138 SEC Regular Season Champs
138 SEC Tournament Champs
138 SEC Tournament Records
138 SEC All-Time Records
138 SEC All-Time Standings
138 SEC Series Records
139 UT SEC Tourn. History
140 UT Conference Recognition
141 Most Decorated Lady Vols
142 UT SEC Tourn. Records
142 Opp. SEC Tourn. Records
142 SEC In The NCAA Tourn.

RECORDS
144 Great Lady Vol Scorers
150 Great Lady Vol Rebounders
151 UT Team Records
151 Season High & Lows
152 Scoring Records
153 Field Goal Records
154 3-Pt. Field Goal Records
155 Free Throw Records
156 Rebounding Records
157 Assist Records
158 Block Records
159 Steal Records
160 Year-By-Year Leaders
161 Opponent Records
162 Misc. Single Game Records
163 Overtime Games
163 Double-Doubles
164 Lady Vol Records
169 Records By Class
170 Season Avg. By Class
171 Season Statistical Breakdown
173 Final Yearly Rankings
173 Week-By-Week AP Poll
174 Records By Conference
175 Series Records
188 Tourney/Neutral Site Key
189 Year-By-Year Results

MEDIA INFO
204 Media Relations Staff
204 Directions To Arena
204 Hotel/Taxi Info.
205 Media Policies
206 Lady Vol Network
206 Programming/Vol Calls
206 Lady Vol Network Affiliates
207 SEC Quick Facts
207 SEC Media Relations
207 SEC Hoops By The Numbers
208 SEC Media Info.
208 SEC Tournament Info.
208 SEC Ticket Info.

RECORD BOOK CREDITS

The 2014-15 Tennessee Women's Basketball Record Book has been compiled from information originally presented on UTSports.com and previous UT Women's Basketball Media Guides.

Editors: Eric Trainer, Jessie Butler, Cassandra Novy.

Design and Layout: Jessie Butler, Cassandra Novy, Eric Trainer.

Editorial Assistance: Jason Yellin.

Photography: Donald Page, Randy Sartin, Wade Rackley, Patrick Murphy-Racey, William Ewart, UTAD Photography Staff, UT Photo Services.

Cover Design: Jenny Brown, Eric Trainer.

Printing: CCM of Nashville. Visit volphotobooks.com to purchase.

The University of Tennessee is an EEO/AA/Title VI/Title IX/Section 504/ADA/ADEA institution in the provision of its education and employment programs and services.

QUICK FACTS

GENERAL INFORMATION

Location ... Knoxville, Tenn.
Founded ... 1794 (As Blount College)
Affiliation ... NCAA Division I
Conference ... Southeastern (SEC)
Enrollment ... 27,523
Colors ... Orange & White
Nickname ... Lady Volunteers
Mascot ... Smokey
Band ... Pride of the Southland
Home Arena/Court ... Thompson-Boling Arena/The Summitt
Capacity ... 21,678

UNIVERSITY ATHLETICS PERSONNEL

President ... Dr. Joe DiPietro (Illinois, 1974)
Chancellor ... Dr. Jimmy Cheek (Texas A&M, 1969)
Faculty Athletics Representative ... Dr. Donald Bruce (Drew, 1994)
Vice Chancellor/Director of Athletics ... Dave Hart (Alabama, 1971)
Senior Woman Administrator ... Donna Thomas (Tennessee, 1988)

TEAM INFORMATION

2013-14 Overall Record ... 29-6
2013-14 Overall Record Breakdown ... Home (15-3), Away (9-2), Neutral (5-1)
2013-14 SEC Record ... 13-3
2013-14 SEC Record Breakdown ... Home (6-2), Away (7-1), Neutral (0-0)
NCAA Tournament Finish ... Sweet 16
Final National Rankings ... 3rd - AP/8th - USA Today
SEC Regular Season Finish ... 2nd
SEC Tournament Finish ... 1st
Letterwinners Returning ... 9 (one is redshirting)
Letterwinners Lost ... 1
Starters Returning ... 4
Starters Lost ... 1
Newcomers ... 5 (one is redshirting)

TEAM HISTORY

First Season Of Basketball ... 1903
All-Time Overall Record ... 1,247-279 (.817)
All-Time SEC Record ... 344-49 (.875)
All-Time NCAA Tournament Record ... 117-25 (.824)
All-Time Record At Thompson-Boling Arena ... 384-28 (.932)
NCAA Appearances/Last ... 33/2014
NCAA Regional Appearances/Last ... 32/2014
NCAA Final Four Appearances/Last ... 18/2008
NCAA Championships/Last ... 8/2008
SEC Regular Season Championships/Last ... 17/2013
SEC Tournament Championships/Last ... 17/2014

LADY VOL BASKETBALL STAFF

Head Coach ... Holly Warlick (Tennessee, 1981)
Year At Tennessee ... Third as head coach/30th on staff
Career Record/Years ... 56-14 (.800)/2 Years
Record at Tennessee/Years ... 56-14 (.800)/2 Years
Career NCAA/WNIT Appearances As Head Coach ... 2/0
NCAA/WNIT Appearances While Head Coach At UT ... 2/0
Head Basketball Coach Emeritus ... Pat Summitt (UT-Martin, 1974)
Year At Tennessee ... 41st/Third as head coach emeritus
Final Career Record/Years ... 1,098-208 (.840)/38 Seasons
Final Record at Tennessee/Years ... 1,098-208 (.840)/38 Seasons
Assistant Coach ... Kyra Elzy (Tennessee, 1999)
Year At Tennessee ... Third
Assistant Coach ... Jolette Law (Iowa, 1990)
Year At Tennessee ... Third
Assistant Coach ... Dean Lockwood (Spring Arbor, 1982)
Year At Tennessee ... 11th with Lady Vols/16th overall
Director of Basketball Operations ... Michael Beaumont (Central Ark., 2000)
Assistant To The Head Coach ... Janet McGee (Tennessee Tech, 1981)
Video Coordinator ... TBD
Graduate Assistant ... Josh Boucher (Tennessee, 2013)
Athletic Trainer ... Ashley Wilson (LSU, 2006)
Strength & Conditioning Coach ... Lee Taylor (Missouri Valley, 2008)
Basketball Address ... 207 Thompson-Boling Arena, 1600 Phillip Fulmer Way, 37996
Basketball Office Phone ... (865) 974-0600
Best Time To Call ... Contact Media Relations

MEDIA RELATIONS

Associate A.D. - Communications ... Jimmy Stanton (Southwestern, 1996)
Assistant A.D. - Media Relations ... Jason Yellin (Stony Brook, 1996)
Associate Director - Media Relations (WBB) ... Eric Trainer (Arkansas, 1988)
Email Address ... etrainer@utk.edu
Office Phone ... (865) 974-8173
Cell Phone ... (865) 603-2916
Associate Director - Media Relations ... Tom Satkowiak (Tennessee, 2002)
Assistant Director - Media Relations ... Amanda Pruitt (Harding, 2009)
Assistant Director - Media Relations ... MJ Burns (Ga. Southern, 2008)
Assistant Director - Media Relations ... Mary-Carter Kniffen (Tennessee, 2011)
Assistant Director - Media Relations ... Stephen Lee (Rutgers, 2008)
UTSports.com Writer - Media Relations ... Brian Rice (Tennessee)
Grad. Asst. - Media Relations (WBB Secondary) ... Jessie Butler (Arizona, 2013)
Grad. Asst. - Media Relations ... Kellen Hiser (Wyoming, 2010)
Press Row Phone Number ... (865) 974-0110
Media Relations Fax Number ... (865) 974-1269
Mailing Address ... UT Media Relations, P.O. Box 15016, Knoxville, TN 37901
Overnight Address ... UT Media Relations, Anderson Training Center, Ground Floor, 1551 Lake Loudoun Blvd., Knoxville, TN 37996
Athletics Website ... UTSports.com
Women's Basketball Twitter Account ... @LadyVol_Hoops
Women's Basketball Instagram Account ... LadyVol_Hoops
Women's Basketball Facebook Page ... www.facebook.com/BallWithTheLadyVols

LADY VOL NETWORK/IMG COLLEGE

Flagship Station ... The Sports Animal (AM 990, FM 99.1 & 99.3)
Play-By-Play Announcer ... Mickey Dearstone
Network Address ... 6701 Baum Dr., Suite 100, Knoxville, TN 37919
Network Phone Number ... (865) 212-3570
Network Contact ... Glenn Thackston

2014-15 SCHEDULE

DATE (DAY)	OPPONENT	SITE	TV / ONLINE BROADCAST	TIME
NOV. 9 (SUN.)	**CARSON-NEWMAN (EXH)**	**KNOXVILLE**	**SECN+ (online broadcast)**	**2 P.M.**
NOV. 14 (FRI.)	**PENN**	**KNOXVILLE**	**SECN+ (online broadcast)**	**7 P.M.**
NOV. 17 (MON.)	**ORAL ROBERTS**	**KNOXVILLE**	**SECN+ (online broadcast)**	**7 P.M.**
NOV. 21 (FRI.)	**WINTHROP**	**KNOXVILLE**	**SECN+ (online broadcast)**	**7 P.M.**
NOV. 24 (MON.)	**TENNESSEE STATE**	**KNOXVILLE**	**SECN+ (online broadcast)**	**7 P.M.**
Nov. 26 (Weds.)	at Chattanooga	Chattanooga, Tenn.	GoMocs.com (online broadcast)	7 p.m.
Nov. 30 (Sun.)	at Texas	Austin, Texas	Fox Sports 1	6:30 p.m.
DEC. 3 (WEDS.)	**ST. FRANCIS**	**KNOXVILLE**	**SECN+ (online broadcast)**	**7 P.M.**
Dec. 7 (Sun.)	at Lipscomb	Nashville, Tenn.	ESPN3 ^ (online broadcast)	3 p.m.
Dec. 14 (Sun.)	at Rutgers	Piscataway, N.J.	ESPN2 ^	3 p.m.
DEC. 16 (TUES.)	**WICHITA STATE**	**KNOXVILLE**	**SEC NETWORK ^**	**7 P.M.**
DEC. 20 (SAT.)	**STANFORD**	**KNOXVILLE**	**SEC NETWORK ^**	**1 P.M.**
DEC. 28 (SUN.)	**OREGON STATE**	**KNOXVILLE**	**SEC NETWORK ^**	**1 P.M.**
JAN. 2 (FRI.)	**MISSOURI***	**KNOXVILLE**	**SEC NETWORK ^**	**9 P.M.**
Jan. 5 (Mon.)	at Vanderbilt*	Nashville, Tenn.	SEC Network ^	7 p.m.
JAN. 8 (THURS.)	**TEXAS A&M***	**KNOXVILLE**	**SEC NETWORK ^**	**7 P.M.**
Jan. 11 (Sun.)	at Arkansas*	Fayetteville, Ark.	ESPNU ^	3 p.m.
Jan. 15 (Thurs.)	at Auburn*	Auburn, Ala.	Fox Sports Net ^	8 p.m.
Jan. 19 (Mon.)	at Notre Dame (Big Monday)	Notre Dame, Ind.	ESPN2 ^	7 p.m.
JAN. 22 (THURS.)	**LSU* (WE BACK PAT)**	**KNOXVILLE**	**SEC NETWORK ^**	**7 P.M.**
JAN. 25 (SUN.)	**GEORGIA***	**KNOXVILLE**	**SEC NETWORK ^**	**2 P.M.**
Jan. 29 (Thurs.)	at Kentucky*	Lexington, Ky.	SEC Network ^	7 p.m.
FEB. 1 (SUN.)	**MISSISSIPPI STATE***	**KNOXVILLE**	**SEC NETWORK ^**	**3 P.M.**
Feb. 8 (Sun.)	at Florida*	Gainesville, Fla.	ESPNU ^	2 p.m.
Feb. 12 (Thurs.)	at Ole Miss*	Oxford, Miss.	SECN+ (online broadcast)	7 p.m.
FEB. 15 (SUN.)	**KENTUCKY* (LIVE PINK)**	**KNOXVILLE**	**ESPN2 ^**	**3 P.M.**
FEB. 19 (THURS.)	**ALABAMA***	**KNOXVILLE**	**FOX SPORTS NET ^**	**7 P.M.**
Feb. 23 (Mon.)	at So. Carolina*(Big Mon./Play 4Kay)	Columbia, S.C.	ESPN2 ^	9 p.m.
Feb. 26 (Thurs.)	at Georgia*	Athens, Ga.	SEC Network ^	9 p.m.
MARCH 1 (SUN.)	**VANDERBILT***	**KNOXVILLE**	**SEC NETWORK ^**	**5 P.M.**
March 4-8 (Weds.-Sun.)	SEC Tournament	Little Rock, Ark.	SEC Network/ESPNU/ESPN	TBA
March 20-23 (Fri.-Mon.)	NCAA First & Second Rounds	TBA	TBA	TBA
March 27-30 (Fri.-Mon.)	NCAA Regionals	Albany, N.Y., Greensboro, N.C., Okla. City, Okla./Spokane, Wash.		TBA
April 5 & 7 (Sun. & Tue.)	NCAA Final Four	Tampa, Fla.	TBA	TBA

All Times Listed As Eastern / Times, Dates & TV Schedules Subject To Change / TBA - To Be Announced / * Denotes SEC Game

- SECN+ games are online broadcasts and are available only on WatchESPN via computers, smartphones and tablets.

^ Denotes all of the games included in the ESPN package (ESPN, ESPN2, ESPNU) and the SEC Network will be available through WatchESPN, accessible online at WatchESPN.com, on smartphones and tablets via the WatchESPN app, and streamed on televisions through Amazon Fire TV, Apple TV, Chromecast, Roku, Xbox 360 or Xbox One to fans who receive their video subscription from an affiliated provider. Fox Sports Net events will be available via these avenues outside the SEC Footprint only.

STAY UPDATED

@LadyVol_Hoops

www.facebook.com/BallWithThe-LadyVols

utsports.com

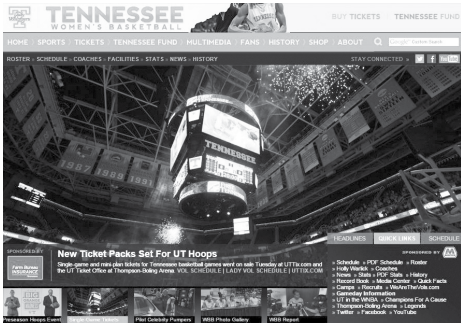

2014-15 TENNESSEE LADY VOLUNTEERS

FRONT ROW (L-R): Alexa Middleton, Andraya Carter, Ariel Massengale, Jannah Tucker, Kortney Dunbar, Jordan Reynolds.
BACK ROW (L-R): Jasmine Jones, Diamond DeShields, Cierra Burdick, Isabelle Harrison, Mercedes Russell, Nia Moore, Bashaara Graves, Jaime Nared.

NUMERICAL ROSTER

No.	Name	Ht.	Pos.	Yr.	Hometown	High School/Last School
0	Jordan Reynolds	5-11	G	SO	Portland, Ore.	Central Catholic H.S.
1	Nia Moore	6-3	C	JR	Chicago, Ill.	Bolingbrook H.S.
2	Jasmine Jones	6-2	F	JR	Madison, Ala.	Bob Jones H.S.
4	Jannah Tucker	6-0	G	R-FR	Baltimore, Md.	New Town H.S.
5	Ariel Massengale	5-7	PG	SR	Bolingbrook, Ill.	Bolingbrook H.S.
10	Diamond DeShields	6-1	G	SO	Norcross, Ga.	Norcross H.S./Univ. of North Carolina
11	Cierra Burdick	6-2	F	SR	Charlotte, N.C.	Butler H.S.
12	Bashaara Graves	6-2	F	JR	Clarksville, Tenn.	Clarksville H.S.
13	Kortney Dunbar	6-2	G/F	FR	Edwardsville, Ill.	Edwardsville H.S.
14	Andraya Carter	5-9	G	R-SO	Flowery Branch, Ga.	Buford H.S.
20	Isabelle Harrison	6-3	C	SR	Nashville, Tenn.	Hillsboro H.S.
21	Mercedes Russell	6-6	C	SO	Springfield, Ore.	Springfield H.S.
31	Jaime Nared	6-2	G/F	FR	Portland, Ore.	West View H.S.
33	Alexa Middleton	5-9	G	FR	Murfreesboro, Tenn.	Riverdale H.S.

ALPHABETICAL ROSTER

No.	Name	Ht.	Pos.	Yr.	Hometown	High School/Last School
11	Cierra Burdick	6-2	F	SR	Charlotte, N.C.	Butler H.S.
14	Andraya Carter	5-9	G	R-SO	Flowery Branch, Ga.	Buford H.S.
10	Diamond DeShields	6-1	G	SO	Norcross, Ga.	Norcross H.S./Univ. of North Carolina
13	Kortney Dunbar	6-2	G/F	FR	Edwardsville, Ill.	Edwardsville H.S.
12	Bashaara Graves	6-2	F	JR	Clarksville, Tenn.	Clarksville H.S.
20	Isabelle Harrison	6-3	C	SR	Nashville, Tenn.	Hillsboro H.S.
2	Jasmine Jones	6-2	F	JR	Madison, Ala.	Bob Jones H.S.
5	Ariel Massengale	5-7	PG	SR	Bolingbrook, Ill.	Bolingbrook H.S.
33	Alexa Middleton	5-9	G	FR	Murfreesboro, Tenn.	Riverdale H.S.
1	Nia Moore	6-3	C	JR	Chicago, Ill.	Bolingbrook H.S.
31	Jaime Nared	6-2	G/F	FR	Portland, Ore.	West View H.S.
0	Jordan Reynolds	5-11	G	SO	Portland, Ore.	Central Catholic H.S.
21	Mercedes Russell	6-6	C	SO	Springfield, Ore.	Springfield H.S.
4	Jannah Tucker	6-0	G	R-FR	Baltimore, Md.	New Town H.S.

STAFF

Holly Warlick – Head Coach
Pat Summitt – Head Coach Emeritus
Kyra Elzy – Assistant Coach/Recruiting Coordinator
Jolette Law – Assistant Coach
Dean Lockwood – Assistant Coach
Michael Beaumont – Director of Basketball Operations
Janet McGee – Assistant to the Head Coach
Josh Boucher – Graduate Assistant

PRONUNCIATION GUIDE

on-DRAY-uh -- **Andraya** Carter
buh-SHAR-uh -- **Bashaara** Graves
BOW-chur -- Josh **Boucher**
JAZZ-min -- **Jasmine** Jones
jo-LETT -- **Jolette** Law
KYE-ruh ELL-zee -- **Kyra Elzy**
NEE-uh -- **Nia** Moore
JAY-mee NARD -- **Jaime Nared**

SQUAD BREAKDOWN

STARTERS RETURNING (4)

No.	Name	Pos	Ht	Cl	Pts	Rebs	Asts	Notes
20	Isabelle Harrison	C	6-3	SR	13.6	9.3	1.0	2014 SEC Tourn. MVP, All-SEC First Team
5	Ariel Massengale	PG	5-7	SR	12.5	3.2	5.8	110 assts./47 turnovers in 19 games in 2013-14
12	Bashaara Graves	F	6-2	JR	9.3	6.8	1.2	2013 SEC Fresh. of the Yr., All-SEC First Team
11	Cierra Burdick	F	6-2	SR	8.7	7.3	2.0	2014 SEC All-Tourn., World 3x3 Gold Medalist

STARTERS LOST (1)

No.	Name	Pos	Ht	Cl	Pts	Rebs	Asts	Notes
10	Meighan Simmons	G	5-9	SR	16.5	2.7	2.3	AP SEC Player of the Year, WNBA Third Rd.

OTHER LETTERWINNERS RETURNING (5)

No.	Name	Pos	Ht	Cl	Pts	Rebs	Asts.	Notes
14*	Andraya Carter	G	5-9	R-SO	6.9	2.7	2.3	Named SEC All-Freshman in 2013-14
21%	Mercedes Russell	C	6-6	SO	6.3	5.0	0.5	Shot 59.6% from the field last season
2	Jasmine Jones	F	6-2	JR	4.8	3.5	0.9	Hit 53.3% of threes (8-15) a year ago
0	Jordan Reynolds	G	5-11	SO	3.8	1.9	1.8	62 assts./34 turnovers as a freshman
1	Nia Moore	C	6-3	JR	2.3	2.1	0.3	Third on team in blocked shots in 2013-14

** Started at point guard in absence of Ariel Massengale during final 16 games of 2013-14 season*
% Sitting out 2014-15 season for medical reasons

NEWCOMERS (5)

No.	Name	Pos	Ht	Cl	Pts	Rebs	Hometown	Notes
4^	Jannah Tucker	G	6-0	R-FR	30.0	n/a	Baltimore, Md.	No. 8 recruit in 2013
10#	Diamond DeShields	G	6-1	SO	18.0	5.4	Norcross, Ga.	Transfer/No. 3 recruit in 2013
13	Kortney Dunbar	G/F	6-2	FR	16.8	9.7	Edwardsville, Ill.	No. 78 recruit/three-pt. threat
31	Jaime Nared	G/F	6-2	FR	28.2	14.0	Portland, Ore.	No. 6 recruit/McDonald's A-A
33	Alexa Middleton	G	5-9	FR	17.8	4.2	Murfreesboro, Tenn.	No. 28 recruit/McDonald's A-A

^ Redshirted last season after enrolling in January 2014
 # Sitting out 2014-15 season after transferring from North Carolina, where she was consensus national freshman of the year

PRESEASON NOTEBOOK

EXPERIENCED TEAM

NINE LETTERWINNERS RETURN

- Tennessee returns nine letterwinners, including four starters, from last year's team that went 29-6 overall and 13-3 in the Southeastern Conference, won an SEC tournament championship and made the NCAA Sweet 16.
- Isabelle Harrison, a 6-foot-3 senior center, is Tennessee's top returning player and All-America candidate, having averaged 13.6 points and 9.3 rebounds as a junior with an SEC-leading 18 double-doubles.
- Also back are 6-2 junior forward Bashaara Graves (9.3 ppg., 6.8 rpg.), 6-2 senior forward Cierra Burdick (8.7 ppg., 7.3 rpg.) and 5-6 senior point guard Ariel Massengale (12.5 ppg., 5.8 apg.).
- Massengale started the first 19 games until a facial injury suffered vs. Florida ended her season.
- Andraya Carter, now a 5-9 redshirt sophomore, stepped in for Massengale and averaged 6.9 points and 2.3 assists per contest while starting 21 contests.
- Carter made the SEC All-Freshman Team last season, while Burdick was named to the 2014 SEC All-Tournament Team.
- Jasmine Jones (4.8 ppg., 3.5 rpg.), a 6-2 junior forward returns as UT's top defender and most athletic player, while 5-11 sophomore Jordan Reynolds (3.8 ppg., 1.9 rpg.) and 6-3 junior Nia Moore (2.3 ppg., 2.1 rpg.) offer experience at the guard and center positions.
- Reynolds had 11 points, with most coming down the stretch vs. Kentucky in Tennessee's SEC Tournament championship game victory.

EYE ON IZZY

HARRISON'S STAR ON THE RISE

- Isabelle Harrison had a breakout junior season, earning All-SEC First Team and SEC Tournament MVP accolades as well as third-team Full Court All-America kudos and honorable mention All-America from AP and the WBCA.
- Harrison ranked first in the SEC in field goal percentage (57.7%) and double-doubles (18), second in rebound average (9.3) and 18th in scoring average (13.6).
- She set a Tennessee junior record with those 18 double-doubles, passing the previous record holder, Chamique Holdsclaw, who had 16 in 1997-98.
- Only Candace Parker had more double-doubles in a season for UT, tallying 21 as a sophomore in 2006-07.
- From Dec. 14, 2014 to Jan. 9, 2014, Harrison posted seven-straight games with double-doubles, setting a Lady Vol program record for consecutive double-doubles.
- She scored in double figures in 31 of 35 contests, including 20 games in a row from Nov. 29-Feb. 20.
- She racked up 20 contests with 10 or more rebounds.
- Earned SEC Tournament MVP honors after leading UT to its 17th postseason league title, averaging 19.0 points and 10.0 rebounds per game in the tourney.

PRESEASON NOTEBOOK (CONTINUED)

NUMBERS WATCH

LOOK WHO'S MOVING UP THE CHARTS

- Tennessee will have several players capable of joining the 38-member Lady Vol 1,000-point club this season.
- The group includes Isabelle Harrison (815), Bashaara Graves (787), Ariel Massengale (759) and Cierra Burdick (698).
- Three Lady Vols have 500 or more rebounds, including Harrison (597), Burdick (536) and Graves (519), and it takes 811 or more to break into the school's all-time leaders list.
- On the UT career double-doubles list, Harrison ranks eighth with 24, while Bashaara Graves (13) and Cierra Burdick (12) stand No. 23 and No. 25, respectively.
- Harrison had a UT junior record 18 double-doubles in 2013-14, the second-highest total in Lady Vol history behind Candace Parker (21 as a sophomore).
- Massengale ranks ninth on UT's career assists list with 430 through three seasons and has the No. 2 career assist average at 4.9 entering her senior season.
- Massengale's 5.8 apg. average in 2013-14 was fourth-best in school history.
- Massengale is attempting to become only the second Lady Vol to lead the team in assists four straight seasons. Dawn Marsh (1984-88) is the only one to do it.
- On the career free throw percentage list, Massengale ranks No. 10 at .796.
- Harrison enters 2014-15 ranked 10th in career blocks with 105 and is No. 7 on career block average at 1.15.
- Harrison's 326 rebounds last season were eighth-most in Tennessee history.
- Graves ranks No. 10 on UT's career rebound average list at 7.4 per contest.
- Graves set a UT record with 14 offensive rebounds vs. Georgia Tech last season.

DID YOU KNOW?

INTERESTING FACTS ABOUT THIS TEAM

- UT has the most players on a roster (14) since having 15 in 2004-05.
- UT has 10 players standing 6-0 and eight over 6-2, the most ever for the program.
- Minus Simmons and Russell, UT returns 70.7% of its points, 83.2% of its rebounds, 81.7% of its assists, 79.5% of its steals, 68.9% of its blocks and 76.2% of its turnovers from last season.

TWO KEY LOSSES

RUSSELL SITS, SIMMONS GRADUATES

- Of Tennessee's nine returning letterwinners this season, one of them won't be playing in 2014-15 as she redshirts to completely recover from off-season foot surgeries.
- Mercedes Russell (6.3 ppg., 5.0 rpg.), a 6-6 sophomore center, will sit out, leaving UT with eight active returning letterwinners but allowing the Oregonian three more years of eligibility at Tennessee.
- The Lady Vols lost only one player to graduation, but it was a big one in Meighan "Speedy" Simmons.
- Simmons concluded her career as Tennessee's No. 5 all-time scorer with 2,064 points in 143 games.
- She is only the fifth player in school history to reach the 2000-point plateau, joining Chamique Holdsclaw (3,025, 1995-99), Bridgette Gordon (2,462, 1985-89), Candace Parker (2,137, 2005-08) and Tamika Catchings (2,113, 1997-2001).
- Simmons kept alive the program's 100-percent graduation rate when she earned her degree in August 2014.
- Simmons averaged 16.5 points per game as a senior to rank No. 5 in the SEC in that category.
- The 5-9 guard was named AP SEC Player of the Year and All-SEC First Team, and earned Full Court All-America Second Team as well as AP and WBCA Honorable Mention All-America distinction.
- Known for her three-point shooting prowess, Simmons finished with 255 threes in her career to rank No. 4 at UT and her 72 treys in 2013-14 stacked up No. 7.

LONG ROAD BACK

TUCKER EYES RETURN TO ACTION

- Big Orange Nation is excited, but no one is more anxious to return to the court than 6-0 redshirt freshman guard Jannah Tucker.
- Tucker was the No. 8 ranked recruit in the 2013 espnW HoopGurlz Top 100, but her journey to playing at Tennessee was sidetracked by two unfortunate situations.
- First, she suffered an injury to her left knee while playing on the USA U18 squad at the 2012 FIBA Americas Championship. She sat out her senior year of high school rehabbing from that misfortune.
- Expected to begin attending school at UT during summer 2013, Tucker didn't arrive on campus until Jan. 2014.
- It was later learned her delay in coming to UT was the result of her being the victim of domestic violence.
- Tucker quickly fit in with her teammates and was an encourager on the bench for the squad in 2013-14.
- A procedure to clean up the knee occurred during summer 2014, and Tucker is progressing toward a return to the court in 2014-15.

NO. 6 FROSH CLASS

DUNBAR, NARED, MIDDLETON READY

- Tennessee welcomes the No. 6 freshman class, according to espnW HoopGurlz.
- No. 6-rated Jaime Nared, a 6-2 guard/forward from Portland, Ore./Westview H.S. is UT's top-ranked signee and averaged 30.0 ppg. as a senior there.
- In-state product Alexa Middleton, ranked No. 28 by espnW HoopGurlz, is a 5-9 guard who led her Murfreesboro, Tenn./Riverdale H.S. squad to a pair of state titles.
- Three-point dead-eye Kortney Dunbar joins UT as the No. 78 signee. She drained 57 treys and averaged 16.8 ppg. and 9.7 rpg. as a senior at Edwardsville (Ill.) H.S.
- Nared and Middleton were 2014 McDonald's High School All-Americans, with Nared leading the victorious West squad with 15 points.
- Middleton won the Powerade Jam Fest skills competition and three-point shootout in conjunction with the McDonald's Game.
- She became the first McDonald's All-American to win two contests at the Powerade Jam Fest.

DIAMOND ARRIVES

2014 FROSH OF YEAR TRANSFERS TO UT

- After previously announcing her departure from North Carolina, Diamond DeShields shared her decision to transfer to UT from UNC on June 12, 2014, and enrolled at UT for the second session of summer school.

- DeShields, a 6-0 sophomore guard from Norcross, Ga., will sit out this season at UT, per NCAA transfer rules.
- DeShields expressed interest in Tennessee coming out of high school but opted for UNC on signing day.
- The consensus national freshman of the year for the Tar Heels, DeShields averaged a team-leading 18.0 ppg., 5.4 rpg., 2.6 apg. and 1.7 spg. in 2013-14.
- She earned honorable mention All-America honors from AP and Full Court and was both All-ACC First Team and All-Freshman.
- She set four ACC freshman marks, including points (648), field goals (248), field goals attempted (582) and double-figure scoring games (32).
- DeShields' mom, Tisha (Milligan) DeShields, was a track & field All-American at Tennessee (heptathlon) in 1991.

BIG EXPECTATIONS

UT RANKED NO. 3 BY CHARLIE CREME

- Tennessee was ranked No. 3 in Charlie Creme's espnW Pre-Preseason Top 25 after the 2013-14 season and should be among the top teams in most polls despite the announcement that Mercedes Russell is redshirting.
- With four starters and nine letterwinners back, the Lady Vols are expected to challenge for the SEC regular season title and to attempt defense of their 2014 SEC Tournament crown.
- Tennessee has posted records of 27-8 and 29-6 in Holly Warlick's first two seasons and boasts its most returnees during her brief era and tallest squad in program history.

TOP-TIER TALENT

A LOOK AT UT'S RECRUITING RANKINGS

- UT signed the No. 1 espnW HoopGurlz recruiting class in 2011, No. 5 in 2012, No. 3 in 2013 and No. 6 in 2014.
- The top-ranked 2011 group, this year's seniors, included No. 3 Cierra Burdick, No. 4 Ariel Massengale and No. 29 Isabelle Harrison.
- The 2013 class included No. 1 Mercedes Russell, No. 8 Jannah Tucker and No. 42 Jordan Reynolds, but they now can add that year's No. 3 recruit, Diamond DeShields.
- The top signees from 2012 and 2014 are Bashaara Graves (No. 5) and Jaime Nared (No. 6), respectively.

MICKEY Ds DEPTH

EIGHT MCDONALD'S A-As ON ROSTER

- Tennessee has eight McDonald's All-Americans on its roster, and six of those players are expected to be on the floor this season.
- The eight players are Cierra Burdick, Diamond DeShields, Bashaara Graves, Ariel Massengale, Alexa Middleton, Jaime Nared, Jordan Reynolds and Mercedes Russell.
- DeShields and Russell are redshirting this season.
- Russell was the 2013 McDonald's Game MVP, leading the West to victory with 16 points.
- Nared led the West to a win in 2014 with 15 points but came up short in MVP voting.
- Tennessee now has had 26 McDonald's All-Americans on its rosters through the years.

SEC SUCCESS

LADY VOLS HAVE WON 34 TITLES

- Tennessee upped its total of combined SEC Championships to 34 in 2013-14, winning its 17th all-time SEC Tournament title in Duluth, Ga., 71-70, over Kentucky.
- The Lady Vols came from 10-down or more to win all three games during the 2013-14 league tourney.
- That postseason tournament victory came on the heels of Tennessee's SEC regular-season title in 2012-13.
- The Lady Vols have won 17 SEC regular-season championships, including three in the past five seasons.
- UT has 17 league tournament titles to its credit, including three straight from 2010 to 2012.
- Since 1985, there have been only five seasons where Tennessee didn't win at least a regular season or tournament title. Those were 1986, 1987, 1991, 1997 and 2009.
- The Lady Vols have swept SEC regular-season and tournament championships on eight occasions. Those years were 1980, 1985, 1994, 1998, 1999, 2000, 2010 and 2011.
- Tennessee stands first in regular season and tournament titles in conference history with Georgia ranking second with seven regular season trophies and Vanderbilt standing sixth in tourney hardware with six pieces.

ON THE SCHEDULE

TWO FINAL FOUR TEAMS ON SLATE

- Twenty-two of 29 teams on Tennessee's regular season schedule saw post-season action in 2013-14.
- The Lady Vols face six games vs. teams ranked in the top 10 of Charlie Creme's preseason poll.
- Those teams include No. 2 South Carolina (away), No. 4 Texas A&M (home), No. 5 Notre Dame (away), No. 6 Kentucky (home/away) and No. 9 Texas (away).
- Other ranked foes include No. 17 LSU (home), No. 20 Stanford (home) and No. 23 Arkansas (away).
- Notre Dame and Stanford were 2014 Final Four teams.

TV TIME FOR UT

LADY VOLS A POPULAR DRAW

- The Lady Vols will have 21 of 30 games, including 15 of 16 league tilts, scheduled for television this season.
- Tennessee will be featured 12 times on TV via the SEC Network, four times on ESPN2, twice each on ESPNU and Fox Sports Net, and once on Fox Sports 1.
- Twenty of those 21 contests also will be available via WatchESPN, with the Fox Sports 1 telecast being the only exception.
- Fifteen of 16 Big Orange SEC contests will be televised, with the Feb. 12 game at Ole Miss being the exception.
- The nine non-televised games will be broadcast online. Seven of those events will be carried by SEC Network +, and the others will be provided on GoMocs.com (Nov. 26 at Chattanooga) and on ESPN3 (Dec. 7 at Lipscomb).

USA BASKETBALL

MORE GOLD FOR BURDICK

- Lady Vol senior Cierra Burdick earned her fourth gold medal with USA Basketball over the summer.
- Burdick joined Sara Hammond (Louisville), Jewell Loyd (Notre Dame) and Tiffany Mitchell (South Carolina) to capture the 2014 FIBA 3x3 World Championship in Moscow, Russia.
- The USA quartet qualified for the world tourney in May by winning at the 2014 USA Basketball Women's 3x3 National Championship in Colorado Springs.
- Burdick also struck gold at the 2011 U19 World Championship, 2010 FIBA U17 World Championship and 2009 FIBA Americas U16 Championship.

CARSON-NEWMAN
EAGLES (EXHIBITION)

11-9 | KNOXVILLE

QUICK FACTS
Location: Jefferson City, Tenn.
Arena: Holt Fieldhouse (2,000)
Colors: Orange, Blue and White
President: Dr. Randall O'Brien
Enrollment: 2,000
Director of Athletics: Allen Morgan
Conference: South Atlantic

COACHING STAFF
Head Coach (Alma Mater/Year): Mike Mincey (King University '96)
Record/Years at Carson-Newman: 48-36/4
Career Record/Years: Same
Assistant Coaches: Ashley Tipton (Carson-Newman '09), Ashley Kyle (Carson-Newman '10)

SEASON OUTLOOK
2013-14 Record: 15-11
2013-14 Conference Record: 9-9
Postseason: Conference Championship
Final AP Rank: NR
Final USA Today Rank: NR
Series Record: UT 14-2
Last Meeting: Nov. 4, 2013, UT 115-31

2014-15 SCHEDULE
Nov. 5	at North Carolina
Nov. 9	**at Tennessee**
Nov. 15	USC Aiken
Nov. 16	Lander
Nov. 19	at Tusculum
Nov. 22	Coker
Nov. 25	Mars Hill
Nov. 29	North Greenville
Dec. 6	at Catawba
Dec. 13	Lenoir-Rhyne
Dec. 15	King (Tenn.)
Dec. 19	Trevecca Nazarene
Dec. 20	Kentucky Wesleyan
Jan. 3	Wingate
Jan. 7	at Mars Hill
Jan. 10	Queens (N.C.)
Jan. 14	at Brevard
Jan. 17	at Coker
Jan. 21	Tusculum
Jan. 24	at Newberry
Jan. 28	Anderson (S.C.)
Jan. 31	Catawba
Feb. 4	at Lincoln Memorial
Feb. 7	at Lenoir-Rhyne
Feb. 11	Brevard
Feb. 14	at Wingate
Feb. 18	at Anderson (S.C.)
Feb. 21	at Queens (N.C.)
Feb. 25	Lincoln Memorial
Feb. 28	Newberry

MEDIA CONTACT INFO
Michael Wottreng, Basketball SID
mwottreng@cn.edu
2130 S. Branner Ave.
Jefferson City, TN 37760
Office: (865) 471-3477 • **Cell:** (513) 330-2582
Press Row: N/A • **Fax:** (865) 471-3514
www.cneagles.com

PENN
QUAKERS

11-14 | KNOXVILLE

QUICK FACTS
Location: Philadelphia, Pa.
Arena: The Palestra (8,722)
Colors: Red and Blue
President: Dr. Amy Gutmann
Enrollment: 10,319
Director of Athletics: M. Grace Calhoun
Conference: Ivy League

COACHING STAFF
Head Coach (Alma Mater/Year): Mike McLaughlin (Holy Family '91)
Record/Years at Penn: 66-78/6
Career Record/Years: 473-139/19
Assistant Coaches: Bernadette Laukaitis (Holy Family '00), Chris Day (West Chester '97)

SEASON OUTLOOK
2013-14 Record: 22-7
2013-14 Conference Record: 12-2
Postseason: NCAA First Round
Final AP Rank: NR
Final USA Today Rank: NR
Series Record: First Meeting
Last Meeting: First Meeting

2014-15 SCHEDULE
Nov. 14	**at Tennessee**
Nov. 19	La Salle
Nov. 22	at Navy
Nov. 25	New Hampshire
Dec. 2	at Lafayette
Dec. 5	Hampton
Dec. 9	Saint Joseph's
Dec. 20	at Drexel
Dec. 29	UMBC
Dec. 31	King's College
Jan. 5	Temple
Jan. 10	at Princeton
Jan. 14	Richmond
Jan. 21	Villanova
Jan. 25	at NJIT
Jan. 30	at Darmouth
Jan. 31	at Harvard
Feb. 6	Cornell
Feb. 7	Columbia
Feb. 13	at Yale
Feb. 14	at Brown
Feb. 20	Harvard
Feb. 21	Dartmouth
Feb. 27	Brown
Feb. 28	Yale
Mar. 6	at Columbia
Mar. 7	at Cornell
Mar. 10	Princeton

MEDIA CONTACT INFO
Eric Dolan, Basketball SID
erdolan@upenn.edu
235 S. 33rd St., Philadelphia, PA 19104
Office: (215) 898-6129• **Cell:** (585) 260-8322
Press Row: (215) 898-4324 • **Fax:** (215) 898-1747
www.PennAthletics.com

ORAL ROBERTS
GOLDEN EAGLES

11-17 | KNOXVILLE

QUICK FACTS
Location: Tulsa, Okla.
Arena: Mabee Center (10,575)
Colors: Navy Blue, Vegas Gold and White
President: Dr. William "Billy" Wilson
Enrollment: 3,403
Director of Athletics: Mike Carter
Conference: The Summit League

COACHING STAFF
Head Coach (Alma Mater/Year): Misti Cussen (Southern Nazarene '93)
Career Record/Years at OR: 27-33/2
Career Record/Years: Same
Assistant Coaches: Bojan Jankovic (Univ. of the Ozarks '06), Royce Samuels (Mount Senario '92), Kyron Stokes (Oral Roberts '12)

SEASON OUTLOOK
2013-14 Record: 9-20
2013-14 Conference Record: 8-10
Postseason: None
Final AP Rank: NR
Final USA Today Rank: NR
Series Record: UT 2-0
Last Meeting: March 23, 2013, UT 83-62

2014-15 SCHEDULE
Nov. 1	Rockhurst
Nov. 8	East Central
Nov. 14	at Baylor
Nov. 17	**at Tennessee**
Nov. 21	Tulsa
Nov. 24	Missouri State
Nov. 26	at UALR
Nov. 28	North Carolina A&T
Nov. 29	Southern Miss/Austin Peay
Dec. 2	Southwestern Christian
Dec. 6	Eastern Michigan
Dec. 12	Grand Canyon
Dec. 14	at Kansas State
Dec. 20	at Wisconsin
Dec. 30	St. Gregory's
Jan. 2	at North Dakota State
Jan. 4	at Denver
Jan. 8	South Dakota
Jan. 11	at IPFW
Jan. 15	IUPUI
Jan. 17	Western Illinois
Jan. 24	Omaha
Jan. 29	at South Dakota State
Jan. 31	at South Dakota
Feb. 4	at Omaha
Feb. 7	Denver
Feb. 11	North Dakota State
Feb. 13	South Dakota State
Feb. 19	at Western Illinois
Feb. 21	at IUPUI
Feb. 28	IPFW

MEDIA CONTACT INFO
Rob Walden, Basketball SID
rwalden@oru.edu
777 S. Lewis Ave., Tulsa, OK 74141
Office: (423) 425-4618 • **Cell:** (423) 933-5764
Press Row: (423) 756-5476 • **Fax:** (423) 425-2160
www.ORUGoldenEagles.com

WINTHROP
EAGLES

11-21 | KNOXVILLE

QUICK FACTS
Location: Rock Hill, S.C.
Arena: Winthrop Coliseum (6,000)
Colors: Garnet and Gold
President: Dr. Debra Boyd
Enrollment: 5,600
Director of Athletics: Tom Hickman
Conference: Big South

COACHING STAFF
Head Coach (Alma Mater/Year): Kevin Cook (Urbana, '83)
Record/Years at Winthrop: 45-21/2
Career Record/Years: 92-76/7
Assistant Coaches: Christena Hamilton (Temple, '04), Liberty Del Rosario (Notre Dame College, '02), Matt Huddleston (Valdosta State, '10)

SEASON OUTLOOK
2013-14 Record: 24-9
2013-14 Conference Record: 15-5
Postseason: NCAA First Round
Final AP Rank: NR
Final USA Today Rank: NR
Series Record: UT 2-1
Last Meeting: March 9, 1974, Winthrop 55-53

2014-15 SCHEDULE
Nov. 15	Gallaudet
Nov. 17	Furman
Nov. 21	**at Tennessee**
Nov. 25	at N.C. Central
Nov. 29	Auburn
Dec. 2	Campbell
Dec. 7	at Ohio State
Dec. 13	Davidson
Dec. 19	George Mason
Dec. 20	Wichita State
Dec. 30	Longwood
Jan. 3	at Charleston Southern
Jan. 5	Gardner-Webb
Jan. 8	UNC Asheville
Jan. 10	at High Point
Jan. 13	at Radford
Jan. 17	at Coastal Carolina
Jan. 20	Liberty
Jan. 24	Presbyterian College
Jan. 27	Charleston Southern
Jan. 31	at Longwood
Feb. 2	at Campbell
Feb. 7	at UNC Asheville
Feb. 10	High Point
Feb. 14	at Gardner-Webb
Feb. 17	Radford
Feb. 21	Coastal Carolina
Feb. 24	at Liberty
Feb. 28	at Presbyterian College

MEDIA CONTACT INFO
Jack Frost, Basketball SID
frostj@winthrop.edu
1162 Eden Terrace Dr., Rock Hill, SC 29733
Office: (803) 323-2129 • **Cell:** (803) 984-3422
Press Row: (803) 323-2156 • **Fax:** (803) 323-2433
www.WinthropEagles.com

TENNESSEE STATE
TIGERS

11-24 | KNOXVILLE

QUICK FACTS
Location: Nashville, Tenn.
Arena: Gentry Center (10,600)
Colors: Reflex Blue and White
President: Dr. Glenda Glover
Enrollment: 9,165
Director of Athletics: Teresa L. Phillips
Conference: Ohio Valley

COACHING STAFF
Head Coach (Alma Mater/Year): Larry Joe Inman (Austin Peay, '70)
Record/Years at TSU: 25-33/2
Career Record/Years: 505-350/30
Assistant Coaches: Joe Bonham (Middle Tennessee, '10), Chelsia Lymon (Middle Tennessee, '10), Le'coe Willingham (Auburn, '04)

SEASON OUTLOOK
2013-14 Record: 12-18
2013-14 Conference Record: 9-7
Postseason: None
Final AP Rank: NR
Final USA Today Rank: NR
Series Record: UT 3-0
Last Meeting: Dec. 17, 2013, UT 94-43

2014-15 SCHEDULE
Nov. 10	Tennessee Temple
Nov. 14	at North Carolina State
Nov. 17	Kennesaw State
Nov. 22	at Lipscomb
Nov. 24	**at Tennessee**
Nov. 29	Norfolf State
Nov. 30	Youngstown State
Dec. 6	North Florida
Dec. 15	at Texas A&M CC
Dec. 18	Jacksonville
Dec. 20	Troy
Dec. 28	at University of Kentucky
Jan. 3	Southeast Missouri
Jan. 7	Eastern Illinois
Jan. 10	at SIU Edwardsville
Jan. 15	at Murray State
Jan. 17	at Austin Peay
Jan. 21	Tennessee Tech
Jan. 24	Belmont
Jan. 28	UT Martin
Jan. 31	Jacksonville State
Feb. 5	at Eastern Kentucky
Feb. 7	at Morehead State
Feb. 12	at Tennessee Tech
Feb. 14	Eastern Kentucky
Feb. 21	at Jacksonville State
Feb. 25	Morehead State
Feb. 28	Belmont

MEDIA CONTACT INFO
Zekeya Harrison, Basketball SID
zanderson01@tnstate.edu
3500 John A. Merritt Blvd.
Nashville, TN 37209
Office: (615) 963-1867 • **Cell:** (615) 828-3603
Press Row: (615) 963-7616 • **Fax:** (615) 963-7692
www.TSUTigers.com

CHATTANOOGA
LADY MOCS

11-26 | CHATTANOOGA, TENN.

QUICK FACTS
Location: Chattanooga, Tenn.
Arena: The McKenzie Arena (10,526)
Colors: Navy Blue, Old Gold and Silver
Chancellor: Dr. Steve Angle
Enrollment: 21,095
Director of Athletics: David Blackburn
Conference: Southern

COACHING STAFF
Head Coach (Alma Mater/Year): Jim Foster (Temple '80)
Record/Years at Chattanooga: 29-4/1
Career Record/Years: 812-311/36
Assistant Coaches: Katie Burrows (Chattanooga '04), Brittany Jonson, John McCray (Ohio State '11)

SEASON OUTLOOK
2013-14 Record: 29-4
2013-14 Conference Record: 18-0
Postseason: NCAA First Round
Final AP Rank: NR
Final USA Today Rank: NR
Series Record: UT 26-7
Last Meeting: Nov. 14, 2013, UT 80-56

2014-15 SCHEDULE
Nov.14	Villanova
Nov. 16	South Florida
Nov. 19	at Butler
Nov. 21	at Notre Dame
Nov. 24	Austin Peay
Nov. 26	**Tennessee**
Dec. 1	at Arkansas State
Dec. 11	at Belmont
Dec. 13	at UT Martin
Dec. 17	Stanford
Dec. 20	Morgan State
Dec. 21	North Carolina A&T
Dec. 28	SIU Edwardsville
Dec. 29	South Dakota
Jan. 5	at Harvard
Jan. 10	at Wofford
Jan. 12	at Furman
Jan. 17	Western Carolina
Jan. 19	at UNCG
Jan. 24	Furman
Jan. 26	Samford
Jan. 31	Mercer
Feb. 2	at East Tennessee State
Feb. 9	Wofford
Feb. 14	UNCG
Feb. 16	at Western Carolina
Feb. 21	at Samford
Feb. 23	at Mercer
Feb. 28	East Tennessee State

MEDIA CONTACT INFO
Anne Wehunt, Basketball SID
anne-wehunt@utc.edu
615 McCallie Ave., Chattanooga, TN 37403
Office: (423) 425-4618 • **Cell:** (423) 933-5764
Press Row: (423) 756-5476 • **Fax:** (423) 425-2160
www.GoMocs.com

TEXAS
LONGHORNS

11-30 | AUSTIN, TEXAS

QUICK FACTS
Location: Austin, Texas
Arena: Frank Erwin Center (16,540)
Colors: Burnt Orange and White
President: William Powers, Jr.
Enrollment: 52,076
Director of Athletics: Chris Plonsky
Conference: Big 12

COACHING STAFF
Head Coach (Alma Mater/Year): Karen Aston (Arkansas Little-Rock '87)
Record/Years at UT: 34-30/2
Career Record/Years: 135-93/7
Associate Head Coach: Travis Mays (Texas '90)
Assistant Coaches: Jalie Mitchell (North Texas '02), George Washington (Abilene Christian '00)

SEASON OUTLOOK
2013-14 Record: 22-12
2013-14 Conference Record: 11-7
Postseason: NCAA Second Round
Final AP Rank: NR
Final USA Today Rank: NR
Series Record: Tenn. 23-12
Last Meeting: Dec. 8, 2013, Tenn. 75-61

2014-15 SCHEDULE
Nov. 9	Oklahoma City University
Nov. 15	UTSA
Nov. 20	at Stanford
Nov. 23	at UCLA
Nov. 26	UT-Pan American
Nov. 30	**Tennessee**
Dec. 3	New Mexico
Dec. 8	Southern University
Dec. 14	Northwestern State
Dec. 17	McNeese State
Dec. 21	Texas A&M
Dec. 30	Rice
Jan. 3	Kansas
Jan. 7	West Virginia
Jan. 10	at Iowa State
Jan. 14	at Oklahoma
Jan. 17	Texas Tech
Jan. 19	at Baylor
Jan. 25	Iowa State
Jan. 29	Oklahoma
Feb. 1	at TCU
Feb. 4	at Kansas State
Feb. 8	Baylor
Feb. 11	Oklahoma State
Feb. 14	at Kansas
Feb. 18	Kansas State
Feb. 21	at Texas Tech
Feb. 25	Oklahoma State
Mar. 1	at West Virginia
Mar. 3	TCU

MEDIA CONTACT INFO
Brian Karst, Basketball SID
brian.karst@austin.utexas.edu
P.O. Box 7399, Austin, TX 78712
Office: (512) 471-6039 • **Cell:** (512) 748-5292
Press Row: (512) 471-4246 • **Fax:** (512) 471-6040
www.TexasSports.com

SAINT FRANCIS (PA)
RED FLASH

12-3 | KNOXVILLE

QUICK FACTS
Location: Loretto, Pa.
Arena: DeGol Arena (3,500)
Colors: Red and White
President: Rev. Malachi Van Tassell
Enrollment: 2,400
Director of Athletics: Bob Krimmel
Conference: Northeast

COACHING STAFF
Head Coach (Alma Mater/Year): Joe Haigh (Notre Dame '95)
Record/Years at Saint Francis: 32-33/2
Career Record/Years: Same
Associate Head Coach: Adam Barrett (Eastern Oregon '02)
Assistant Coaches: La'Tavia Rorie (VCU '10), Kayla Oxenrider (Bloomsburg '13)

SEASON OUTLOOK
2013-14 Record: 15-17
2013-14 Conference Record: 11-7
Postseason: None
Final AP Rank: NR
Final USA Today Rank: NR
Series Record: First Meeting
Last Meeting: First Meeting

2014-15 SCHEDULE
Nov. 1	California (PA.)
Nov. 10	UPJ
Nov. 16	at Ohio State
Nov. 18	Buffalo
Nov. 21	East Tennessee State
Nov. 30	Canisius
Dec. 3	**at Tennessee**
Dec. 6	George Mason
Dec. 13	Bowling Green
Dec. 18	at Duquesne
Dec. 21	at Coastal Carolina
Dec. 28	at Pittsburgh
Dec. 29	at West Virginia
Jan. 3	Wagner
Jan. 5	Robert Morris
Jan. 10	at Sacred Heart
Jan. 12	at Bryant
Jan. 17	Sacred Heart
Jan. 19	at St. Francis Brooklyn
Jan. 24	at Mt. St. Mary's
Jan. 26	at Wagner
Jan. 31	Fairleigh Dickinson
Feb. 2	Bryant
Feb. 7	at LIU Brooklyn
Feb. 9	at Fairleigh Dickinson
Feb. 14	LIU Brooklyn
Feb. 16	Central Connecticut State
Feb. 21	at St. Francis Brooklyn
Feb. 23	at Central Connecticut State
Feb. 28	at Robert Morris
Mar. 2	Mount St. Mary's

MEDIA CONTACT INFO
Dann Whitmore, Basketball SID
dwhitmore@francis.edu
140 Lakeview Dr., Loretto, PA 15940
Office: (814) 472-3196 • **Cell:** (585) 355-2005
Press Row: (814) 472-3415 • **Fax:** (814) 472-3196
www.smumustangs.com

LIPSCOMB
LADY BISONS

12-7 | NASHVILLE, TENN.

QUICK FACTS
Location: Nashville, Tenn.
Arena: Allen Arena (5,028)
Colors: Purple and Gold
President: Dr. Randolph Lowry
Enrollment: 4,593
Director of Athletics: Phillip Hutcheson
Conference: Atlantic Sun

COACHING STAFF
Head Coach (Alma Mater/Year): Greg Brown (Lipscomb '93)
Record/Years at Lipscomb: 9-50/3
Career Record/Years: Same
Assistant Coaches: Anna Bowers, Courtney Locke, Katherine Graham

SEASON OUTLOOK
2013-14 Record: 6-24
2013-14 Conference Record: 3-15
Postseason: None
Final AP Rank: NR
Final USA Today Rank: NR
Series Record: UT 1-0
Last Meeting: Dec. 29, 2013, UT 110-42

2014-15 SCHEDULE
Oct. 10	Freed Hardeman
Nov. 7	Berea College
Nov. 14	Georgia Southern
Nov. 16	Wright State
Nov. 19	at UAB
Nov. 22	Tennessee State
Nov. 25	at Murray State
Nov. 29	at Moorehead
Dec. 2	at Belmont
Dec. 7	**Tennessee**
Dec. 16	Jackson State
Dec. 18	Tennessee Tech
Dec. 20	at Xavier
Dec. 29	at Georgia Tech
Dec. 30	at Harvard/LA Tech
Jan. 5	Trevecca
Jan. 10	Northern Kentucky
Jan. 14	at USC Upstate
Jan. 17	Kennesaw State
Jan. 22	at Jacksonville
Jan. 24	at North Florida
Jan. 29	Florida Gulf Coast
Jan. 31	Stetson
Feb. 7	at Northern Kentucky
Feb. 12	at Stetson
Feb. 14	at Florida Gulf Coast
Feb. 19	North Florida
Feb. 21	Jacksonville
Feb. 25	USC Upstate
Feb. 28	at Kennesaw State

MEDIA CONTACT INFO
Ryan Hilgemann, Basketball SID
ryan.hilgemann@lipscomb.edu
1 University Park Dr., Nashville, TN 37204
Office: (615) 966-5453 • **Cell:** (605) 380-7672
Press Row: (785) 539-3423 • **Fax:** (615) 966-1806
www.lipscombsports.com

RUTGERS
SCARLET KNIGHTS

12-14 | PISCATAWAY, N.J.

QUICK FACTS
Location: New Brunswick, N.J.
Arena: The RAC (8,000)
Colors: Scarlet
President: Dr. Robert L. Barchi
Enrollment: 65,000
Director of Athletics: Julie Hermann
Conference: Big Ten

COACHING STAFF
Head Coach (Alma Mater/Year): C. Vivian Stringer (Slippery Rock '71)
Record/Years at Rutgers: 409-206/20
Career Record/Years: 929-341/44
Assistant Coaches: Tia Jackson (Iowa '95), Tasha Pointer (Rutgers '01), Chelsea Newton (Rutgers '05)

SEASON OUTLOOK
2013-14 Record: 28-9
2013-14 Conference Record: 12-6
Postseason: WNIT Champions
Final AP Rank: NR
Final USA Today Rank: NR
Series Record: UT 19-3
Last Meeting: Dec. 30, 2012, UT 66-47

2014-15 SCHEDULE
Nov. 14	Saint Joseph's
Nov. 18	Northeastern
Nov. 22	at LSU
Nov. 25	at Wagner
Nov. 28	Colgate
Nov. 30	Davidson
Dec. 4	North Carolina
Dec. 7	at Arkansas
Dec. 10	at Temple
Dec. 14	**Tennessee**
Dec. 20	at Iona
Dec. 28	at Indiana
Jan. 1	at Ohio State
Jan. 4	Iowa
Jan. 7	Michigan
Jan. 10	at Penn State
Jan. 15	Maryland
Jan. 18	at Wisconsin
Jan. 25	Minnesota
Jan. 29	Purdue
Feb. 1	Penn State
Feb. 5	Nebraska
Feb. 8	at Michigan
Feb. 10	at Maryland
Feb. 14	Purdue
Feb. 17	Illinois
Feb. 22	at Michigan State
Feb. 26	at Northwestern
Mar. 1	Indiana

MEDIA CONTACT INFO
Kimberly Zivkovich, Basketball SID
kzivkovich@scarletknights.com
1 Scarlet Knight Way, Piscataway, NJ 08854
Office: (732) 445-7028 • **Cell:** (732) 690-6716
Press Row: (732) 445-4200 • **Fax:** (732) 445-3063
www.scarletknights.com

WICHITA STATE
SHOCKERS

12-16 | KNOXVILLE

QUICK FACTS
Location: Wichita, Kan.
Arena: Charles Koch Arena (10,506)
Colors: Black and Yellow
President: Dr. John Bandon
Enrollment: 14,550
Director of Athletics: Dr. Eric Sexton
Conference: Missouri Valley

COACHING STAFF
Head Coach (Alma Mater/Year): Jody Adams (Tennessee '94)
Record/Years at WSU: 118-78/7
Career Record/Years: 142-86/8
Assistant Coaches: Kirk Crawford (Western State College '78), Bridgette Gordon (Tennessee '89), Chandra Dorsey (Ole Miss '01)

SEASON OUTLOOK
2013-14 Record: 26-7
2013-14 Conference Record: 14-4
Postseason: NCAA First Round
Final AP Rank: NR
Final USA Today Rank: NR
Series Record: First Meeting
Last Meeting: First Meeting

2014-15 SCHEDULE
Nov. 2	Newman
Nov. 15	Creighton
Nov. 18	at Eastern Washington
Nov. 22	Texas Arlington
Nov. 27	Florida Gulf Coast
Nov. 28	Ohio State
Nov. 29	Clemson
Dec. 5	Arkansas Pine Bluff
Dec. 12	Kansas State
Dec. 16	**at Tennessee**
Dec. 19	Louisiana Monroe
Dec. 20	Winthrop
Dec. 28	Sam Houston State
Jan. 2	Indiana State
Jan. 4	Evansville
Jan. 9	at Missouri State
Jan. 16	at Bradley
Jan. 18	at Loyola
Jan. 23	Ilinois State
Jan. 25	SIU
Jan. 30	at UNI
Feb. 1	at Drake
Feb. 8	Missouri State
Feb. 13	Loyola
Feb. 15	Bradley
Feb. 20	at Illinois State
Feb. 22	at SIU
Feb. 27	Drake
Mar. 1	UNI
Mar. 5	at Evansville
Mar. 7	Indiana State

MEDIA CONTACT INFO
Larry Rankin, Basketball SID
lrankin@goshockers.com
1845 Faimount, Campus Box 18, Wichita KS 67260
Office: (316) 978-3221 • **Cell:** (316) 258-4354
Press Row: (316) 978-3299 • **Fax:** (316) 978-3336
www.goshockers.com

STANFORD
CARDINAL

12-20 | KNOXVILLE

QUICK FACTS
Location: Stanford, Calif.
Arena: Maples Pavillion (7,233)
Colors: Cardinal and White
President: John Hennessy
Enrollment: 18,217
Director of Athletics: Bernard Muir
Conference: Pac-12

COACHING STAFF
Head Coach (Alma Mater/Year): Tara VanDerveer (Indiana '75)
Record/Years at Stanford: 775-156/28
Career Record/Years: 927-207/35
Associate Head Coach: Amy Tucker (Ohio State '82)
Assistant Coaches: Tempie Brown (Michigan '90), Kate Paye (Stanford '95)

SEASON OUTLOOK
2013-14 Record: 33-4
2013-14 Conference Record: 17-1
Postseason: NCAA Final Four
Final AP Rank: 6th
Final USA Today Rank: 3rd
Series Record: UT 22-9
Last Meeting: Dec. 21, 2013, SU 76-70

2014-15 SCHEDULE
Nov. 8	UC San Diego
Nov. 14	Boston College
Nov. 17	Connecticut
Nov. 20	Texas
Nov. 24	at New Mexico
Nov. 28	North Carolina
Nov. 29	Hawai'i
Nov. 30	Prairie View A&M
Dec. 14	Santa Clara
Dec. 17	at Chattanooga
Dec. 20	**at Tennessee**
Dec. 22	UC Davis
Dec. 28	UC Santa Barbara
Jan. 3	Colorado
Jan. 5	Utah
Jan. 9	at Washington
Jan. 11	at Washington State
Jan. 16	Arizona
Jan. 19	Arizona State
Jan. 23	at UCLA
Jan. 25	at USC
Jan. 31	Washington State
Feb. 2	Washington
Feb. 6	at Arizona State
Feb. 8	at Arizona
Feb. 13	USC
Feb. 15	UCLA
Feb. 18	at California
Feb. 22	California
Feb. 26	at Oregon State
Mar. 1	at Oregon

MEDIA CONTACT INFO
John Cantalupi, Basketball SID
johncan@stanford.edu
641 East Campus Dr., Stanford, CA 94305
Office: (650) 725-7277 • **Cell:** (650) 924-8304
Press Row: (650) 723-4418 • **Fax:** (650) 725-2957
www.gostanford.com

OREGON STATE
BEAVERS

12-28 | KNOXVILLE

QUICK FACTS
Location: Corvallis, Ore.
Arena: Gill Coliseum (9,604)
Colors: Orange and Black
President: Dr. Edward Ray
Enrollment: 27,925
Director of Athletics: Bob De Carolis
Conference: Pac-12

COACHING STAFF
Head Coach (Alma Mater/Year): Scott Rueck (Oregon State '91)
Record/Years at OSU: 63-66/4
Career Record/Years: Same
Assistant Coaches: Jonas Chatterton (Utah '00), Mandy Close (Oregon State '06), Eric Ely (Northwest Nazarene '82)

SEASON OUTLOOK
2013-14 Record: 24-11
2013-14 Conference Record: 13-5
Postseason: NCAA Second Round
Final AP Rank: NR
Final USA Today Rank: NR
Series Record: UT 2-0
Last Meeting: Dec. 16, 1987, UT 91-56

2014-15 SCHEDULE
Nov. 9	Western Oregon
Nov. 14	Portland
Nov. 16	Utah State
Nov. 22	Concordia
Nov. 27	Butler
Nov. 29	BYU
Dec. 4	Idaho
Dec. 6	Sacramento State
Dec. 16	at North Carolina
Dec. 19	Souther Illinois
Dec. 20	Nevada
Dec. 28	**at Tennessee**
Jan. 3	at UCLA
Jan. 5	at USC
Jan. 9	Oregon
Jan. 11	at Oregon
Jan. 16	Washington State
Jan. 19	Washington
Jan. 23	at Arizona
Jan. 25	at Arizona State
Jan. 31	USC
Feb. 2	UCLA
Feb. 6	at Washington
Feb. 8	at Washington State
Feb. 13	Arizona State
Feb. 15	Arizona
Feb. 20	at Colorado
Feb. 22	at Utah
Feb. 26	Stanford
Feb. 28	California

MEDIA CONTACT INFO
Trevor Cramer, Basketball SID
trevor.cramer@oregonstate.edu
221 Gil Coliseum, Corvallis, OR 97441
Office: (209) 918-0834 • **Cell:** (209) 918-0834
Press Row: (541) 737-3020 • **Fax:** (541) 737-3072
www.osubeavers.com

MISSOURI
TIGERS

1-2 | KNOXVILLE

QUICK FACTS
Location: Columbia, Mo.
Arena: Mizzou Arena (15,061)
Colors: Old Gold and Black
President: Timothy M. Wolfe
Enrollment: 34,935
Director of Athletics: Mike Alden
Conference: Southeastern

COACHING STAFF
Head Coach (Alma Mater/Year): Robin Pingeton (St. Ambrose '90)
Record/Years at MU: 60-65/4
Career Record/Years: 395-222/19
Assistant Coaches: Jenny Putnam (St. Ambrose '01), Willie Cox (Bradley '82), Michael Porter (New Orleans '89)

SEASON OUTLOOK
2013-14 Record: 17-14
2013-14 Conference Record: 6-10
Postseason: None
Final AP Rank: NR
Final USA Today Rank: NR
Series Record: UT 5-1
Last Meeting: Feb. 23, 2013, UT 56-50

2014-15 SCHEDULE
Nov. 5	Lindenwood
Nov. 11	Missouri Western
Nov. 15	Western Illinois
Nov. 17	SEMO
Nov. 21	UNLV
Nov. 23	California
Nov. 30	Milwaukee
Dec. 3	Loyola (Ill.)
Dec. 6	at Bradley
Dec. 8	Saint Louis
Dec. 12	Colorado
Dec. 14	Northern Illinois
Dec. 20	at Wake Forest
Dec. 22	Tennessee-Martin
Dec. 30	Missouri State
Jan. 2	**at Tennessee**
Jan. 4	Mississippi State
Jan. 8	at Georgia
Jan. 11	Florida
Jan. 15	South Carolina
Jan. 18	at Arkansas
Jan. 25	Kentucky
Jan. 29	at Florida
Feb. 2	at LSU
Feb. 5	Texas A&M
Feb. 8	Auburn
Feb. 12	at Alabama
Feb. 15	Ole Miss
Feb. 22	at Vanderbilt
Feb. 26	at Texas A&M
Mar. 1	Arkansas

MEDIA CONTACT INFO
Jenny Dewar, Basketball SID
dewarj@missouri.edu
P.O. Box 677, Columbia, MO 65205
Office: (573) 884-9486 • **Cell:** (847) 567-2487
Press Row: (573) 882-1442 • **Fax:** (573) 882-4720
www.mutigers.com

VANDERBILT
COMMODORES

1-5 | NASHVILLE, TN
3-1 | KNOXVILLE

QUICK FACTS
Location: Nashville, Tenn.
Arena: Memorial Gymnasium (14,326)
Colors: Black and Gold
Chancellor: Nicholas Zeppos
Enrollment: 6,875
Director of Athletics: David Williams II
Conference: Southeastern

COACHING STAFF
Head Coach (Alma Mater/Year): Melanie Balcomb (Trenton State '84)
Record/Years at VU: 277-119/13
Career Record/Years: 440-223/22
Associate Head Coach: Tom Garrick (Rhode Island '89)
Assistant Coaches: Ashley Earley (Vanderbilt '05), Kim Rosamond (Mississippi '98)

SEASON OUTLOOK
2013-14 Record: 18-13
2013-14 Conference Record: 7-9
Postseason: NCAA First Round
Final AP Rank: NR
Final USA Today Rank: NR
Series Record: UT 63-9
Last Meeting: Feb. 10, 2014, UT 81-53

2014-15 SCHEDULE
Nov. 8	Coker
Nov. 14	Belmont
Nov. 17	Green Bay
Nov. 20	at Wisconsin
Nov. 24	Saint Louis
Nov. 28	at Gulf Coast Showcase
Nov. 29	at Gulf Coast Showcase
Nov. 30	at Gulf Coast Showcase
Dec. 3	Mississippi Valley State
Dec. 14	at Elon
Dec. 18	at Marquette
Dec. 21	Dayton
Dec. 29	James Madison
Jan. 2	at Texas A&M
Jan. 5	**Tennessee**
Jan. 8	at LSU
Jan. 11	Mississippi State
Jan. 15	Alabama-Hunstville
Jan. 18	at Georgia
Jan. 22	Arkansas
Jan. 25	at Alabama
Jan. 29	at Mississippi State
Feb. 1	Florida
Feb. 5	Ole Miss
Feb. 8	Kentucky
Feb. 15	at South Carolina
Feb. 19	at Florida
Feb. 22	Missouri
Feb. 26	Auburn
Mar. 1	**at Tennessee**

MEDIA CONTACT INFO
David Dawson, Basketball SID
david.dawson@vanderbilt.edu
2601 Jess Neely Dr., Nashville, TN 37212
Office: (615) 343-5823• **Cell:** (404) 788-501
Press Row: (615) 320-0436 • **Fax:** (615) 343-7064
www.vucommodores.com

TEXAS A&M
AGGIES

1-8 | KNOXVILLE

QUICK FACTS
Location: College Station, Texas
Arena: Reed Arena (12,989)
Colors: Maroon and White
Interim President: Dr. Markey A. Hussey
Enrollment: 58, 809
Director of Athletics: Eric Hyman
Conference: Southeastern

COACHING STAFF
Head Coach (Alma Mater/Year): Gary Blair (Texas Tech '72)
Record/Years at TAMU: 264-109/10
Career Record/Years: 672-2672/29
Associate Head Coach: Kelly Bond-White (Illinois '98)
Assistant Coaches: Bob Starkey, Amy Wright (Arkansas '02)

SEASON OUTLOOK
2013-14 Record: 27-9
2013-14 Conference Record: 13-3
Postseason: Elite Eight
Final AP Rank: 15th
Final USA Today Rank: 10th
Series Record: UT 5-1
Last Meeting: Mar. 8, 2014, UT 86-77

2014-15 SCHEDULE

Nov. 14	at DePaul
Nov. 15	New Mexico
Nov. 16	Texas-Pan American
No.v 19	Rice
Nov. 24	Prairie View A&M
Nov. 26	McNeese State
Nov. 30	Duke
Dec. 3	Northwestern State
Dec. 7	at TCU
Dec. 9	at SMU
Dec. 13	Houston
Dec. 21	Texas
Dec. 29	at Washington
Dec. 31	North Texas
Jan. 2	Vanderbilt
Jan. 4	at Arkansas
Jan. 8	**at Tennessee**
Jan. 11	LSU
Jan. 18	Ole Miss
Jan. 22	at Georgia
Jan. 26	at South Carolina
Feb. 1	Auburn
Feb. 5	at Missouri
Feb. 8	at Mississippi State
Feb. 12	Arkansas
Feb. 16	Alabama
Feb. 19	at Kentucky
Feb. 22	Florida
Feb. 26	Missouri
Mar. 1	at LSU

MEDIA CONTACT INFO
David Waxman, Basketball SID
dwaxman@athletics.tamu.edu
P.O. Box 30017, College Station, TX 77845
Office: (979) 862-5423 • **Cell:** (832) 326-2863
Press Row: (979) 862-6944 • **Fax:** (979) 845-6825
www.aggieathletics.com

ARKANSAS
RAZORBACKS

1-11 | KNOXVILLE

QUICK FACTS
Location: Fayetteville, Ark.
Arena: Bud Walton Arena (19,200)
Colors: Cardinal and White
Chancellor: Dr. G. David Gearhart
Enrollment: 25,365
Director of Athletics: Jeff Long
Conference: Southeastern

COACHING STAFF
Head Coach (Alma Mater/Year): Jimmy Dykes (Arkansas '85)
Record/Years at UA: First Season
Career Record/Years: Same
Assistant Coaches: Christy Smith (Arkansas '98), Tari Cummings (Oklahoma State '03), Simeon Hinsey (John Brown University '02)

SEASON OUTLOOK
2013-14 Record: 19-11
2013-14 Conference Record: 6-10
Postseason: None
Final AP Rank: NR
Final USA Today Rank: NR
Series Record: UT 25-2
Last Meeting: Jan. 30, 2014, UT 70-60

2014-15 SCHEDULE

Nov. 9	Northeastern State
Nov. 14	Nicholls State University
Nov. 16	Savannah State
Nov. 20	at Middle Tennessee State
Nov. 23	Northwestern State
Nov. 28	Iowa
Nov. 29	Richmond
Dec. 4	South Dakota State
Dec. 7	Rutgers
Dec. 10	at Missouri State
Dec. 14	at Tulsa
Dec. 21	Oklahoma
Dec. 29	Grambling State
Jan. 2	at Ole Miss
Jan. 4	Texas A&M
Jan. 8	at Mississippi State
Jan. 11	**Tennessee**
Jan. 19	Missouri
Jan. 22	at Vanderbilt
Jan. 25	at Florida
Jan. 29	Auburn
Feb. 5	at Alabama
Feb. 9	Georgia
Feb. 12	at Texas A&M
Feb. 15	at Auburn
Feb. 19	South Carolina
Feb. 22	LSU
Feb. 26	Kentucky
Mar. 1	at Missouri

MEDIA CONTACT INFO
Jeri Thorpe, Basketball SID
jthorpe@uark.edu
131 Barnhill Arena, Fayetteville, AR 72701
Office: (479) 575-2751 • **Home:** (479) 443-3219
Press Row: (479) 5756622 • **Fax:** (479) 575-7481
www.arkansasrazorbacks.com

AUBURN
TIGERS

1-15 | KNOXVILLE

QUICK FACTS
Location: Auburn, Ala.
Arena: Auburn Arena (9,121)
Colors: Burnt Orange and Navy Blue
President: Dr. Jay Gogue
Enrollment: 25,134
Director of Athletics: Jay Jacobs
Conference: Southeastern

COACHING STAFF
Head Coach (Alma Mater/Year): Terri Williams-Flournoy (Penn State '91)
Record/Years at AU: 38-30/2
Career Record/Years: 181-134/10
Assistant Coaches: Ty Evans (Wisconsin-Whitewater '95), Adrian Walters (St. Francis '87), Sherill Baker (Georgia '06)

SEASON OUTLOOK
2013-14 Record: 19-15
2013-14 Conference Record: 7-9
Postseason: WNIT Quarterfinals
Final AP Rank: NR
Final USA Today Rank: NR
Series Record: UT 39-10
Last Meeting: Feb. 20, 2014, UT 93-63

2014-15 SCHEDULE

Nov. 14	Troy
Nov. 17	Grambling State
Nov. 20	Florida Gulf Coast
Nov. 23	at Virginia
Nov. 29	at Winthrop
Dec. 2	Marquette
Dec. 4	Southeastern Louisiana
Dec. 14	Samfrod
Dec. 17	Savannah State
Dec. 20	at St. John's
Dec. 21	SMU/Indiana
Dec. 29	at Florida International
Dec. 30	Bowling Green/Hampton
Jan. 2	at South Carolina
Jan. 4	Florida
Jan. 8	at Kentucky
Jan. 11	Georgia
Jan. 15	**Tennessee**
Jan. 22	at Alabama
Jan. 26	Mississippi State
Jan. 29	at Arkansas
Feb. 1	at Texas A&M
Feb. 5	LSU
Feb. 8	at Missouri
Feb. 15	Arkansas
Feb. 19	Ole Miss
Feb. 22	at Georgia
Feb. 26	at Vanderbilt
Mar. 1	Alabama

MEDIA CONTACT INFO
Wes Todd, Basketball SID
wlt0006@auburn.edu
P.O. Box 351, Auburn, AL 36831-0351
Office: (334) 844-9182 • **Cell:** (334) 750-5682
Press Row: (334) 844-1933 • **Fax:** (334) 844-9807
www.auburntigers.com

NOTRE DAME
FIGHTING IRISH

1-19 | NOTRE DAME, IND.

QUICK FACTS
Location: Notre Dame, Ind.
Arena: Purcell Pavilion/Joyce Center (9,149)
Colors: Gold and Blue
President: Rev. John Jenkins
Enrollment: 12,126
Director of Athletics: Jack Swarbrick
Conference: Atlantic Coast

COACHING STAFF
Head Coach (Alma Mater/Year): Muffet McGraw (St. Joseph's (Pa.) '77)
Record/Years at ND: 663-218/28
Career Record/Years: 751-259/33
Associate Head Coach: Carol Owens (Northern Illinois '90)
Assistant Coaches: Beth Cunningham (Notre Dame '97), Niele Ivey (Notre Dame '00)

SEASON OUTLOOK
2013-14 Record: 37-1
2013-14 Conference Record: 16-0
Postseason: National Finalist/Final Four
Final AP Rank: 2nd
Final USA Today Rank: 2nd
Series Record: UT 20-4
Last Meeting: Jan. 20, 2014, ND 86-70

2014-15 SCHEDULE
Nov. 5	Ferris State
Nov. 14	UMass Lowell
Nov. 19	at Michigan State
Nov. 21	Chattanooga
Nov. 23	Holy Cross
Nov. 24	Harvard
Nov. 25	Quinnipiac
Nov. 30	Kansas
Dec. 3	Maryland
Dec. 6	Connecticut
Dec. 10	at DePaul
Dec. 13	Michigan
Dec. 21	Saint Joseph's (Pa.)
Dec. 28	at UCLA
Jan. 2	Florida State
Jan. 4	at Syracuse
Jan. 8	at Miami
Jan. 11	Boston College
Jan. 15	at North Carolina
Jan. 19	**Tennessee**
Jan. 22	Georgia Tech
Jan. 24	at Clemson
Jan. 29	at Virginia Tech
Feb. 1	Wake Forest
Feb. 5	Virginia
Feb. 8	at Boston College
Feb. 16	Duke
Feb. 19	at Georgia Tech
Feb. 23	Louisville
Feb. 26	Pittsburgh
Mar. 1	at North Carolna State

MEDIA CONTACT INFO
Chris Masters, Basketball SID
masters.5@nd.edu
C112 Joyce Center, Notre Dame, IN 46556
Office: (574) 631-8032 • **Cell:** (574) 532-4166
Press Row: (574) 631-5309 • **Fax:** (574) 631-7941
www.und.com

LSU
LADY TIGERS

1-22 | KNOXVILLE

QUICK FACTS
Location: Baton Rouge, La.
Arena: Pete Maravich Assembly Center (13,215)
Colors: Purple and Gold
Chancellor: Dr. F. King Alexander
Enrollment: 29,865
Director of Athletics: Joe Alleva
Conference: Southeastern

COACHING STAFF
Head Coach (Alma Mater/Year): Nikki Caldwell (Tennessee '94)
Record/Years at LSU: 66-36/3
Career Record/Years: 138-62/6
Assistant Coaches: Tasha Butts (Tennessee '04), Tony Perotti (Tennessee '08), TBA

SEASON OUTLOOK
2013-14 Record: 21-13
2013-14 Conference Record: 7-9
Postseason: NCAA Sweet Sixteen
Final AP Rank: NR
Final USA Today Rank: 24th
Series Record: UT 46-13
Last Meeting: Mar. 17, 2014, UT 77-65

2014-15 SCHEDULE
Nov. 5	Loyola New Orleans
Nov. 9	Mississippi College
Nov. 14	Arkansas-Little Rock
Nov. 15	Sam Houston State
Nov. 17	Jackson State
Nov. 19	Tulane
Nov. 22	Rutgers
Nov. 25-27	Hardwood Tourn. of Hope
Dec. 3	Louisiana Tech
Dec. 14	Southeastern Lousiana
Dec. 16	at Long Beach State
Dec. 19	at UC Santa Barbara
Dec. 28	UNC Greensboro
Dec. 29	Florida A&M
Jan. 2	at Florida
Jan. 4	South Carolina
Jan. 8	Vanderbilt
Jan. 11	at Texas A&M
Jan. 15	at Mississippi State
Jan. 18	Kentucky
Jan. 22	**at Tennessee**
Jan. 29	Ole Miss
Feb. 2	Missouri
Feb. 5	at Auburn
Feb. 8	Alabama
Feb. 12	at South Carolina
Feb. 19	Georgia
Feb. 22	at Arkansas
Feb. 26	at Ole Miss
Mar. 1	Texas A&M

MEDIA CONTACT INFO
Matt Dunaway, Basketball SID
mdunaway@lsu.edu
LSU Athletics Administration Bldg., Baton Rouge, LA 70803
Office: (225) 578-1869 • **Cell:** (225) 226-5034
Press Row: (225) 578-8226 • **Fax:** (225) 578-1861
www.LSUsports.net

GEORGIA
LADY BULLDOGS

1-25 | KNOXVILLE
2-26 | ATHENS, GA

QUICK FACTS
Location: Athens, Ga.
Arena: Stegeman Coliseum (10,523)
Colors: Red and Black
President: Jere Morehead
Enrollment: 34,536
Director of Athletics: Greg McGarity
Conference: Southeastern

COACHING STAFF
Head Coach (Alma Mater/Year): Andy Landers (Tennessee Tech '74)
Record/Years at UGA: 843-287/35
Career Record/Years: 925-308/39
Associate Head Coach: Joni Crenshaw (Alabama '02)
Assistant Coaches: Angie Johnson (Louisville '91), Robert Mosley (Miles '99)

SEASON OUTLOOK
2013-14 Record: 20-12
2013-14 Conference Record: 7-9
Postseason: NCAA First Round
Final AP Rank: NR
Final USA Today Rank: NR
Series Record: UT 46-15
Last Meeting: Jan. 5, 2014, UT 85-70

2014-15 SCHEDULE
Nov. 14	Morgan State
Nov. 16	TCU
Nov. 19	at Ohio State
Nov. 23	at Georgia Tech
Nov. 25	Georgia Southern
Nov. 26	Colgate
Nov. 29	at Tennessee Tech
Dec. 2	Coppin State
Dec. 4	at Mercer
Dec. 7	Michigan State
Dec. 20	Furman
Dec. 22	Belmont
Dec. 28	at Seton Hall
Jan. 2	at Mississippi State
Jan. 4	Alabama
Jan. 8	Missouri
Jan. 11	at Auburn
Jan. 15	at Ole Miss
Jan. 18	Vanderbilt
Jan. 22	Texas A&M
Jan. 25	**at Tennessee**
Feb. 1	at Kentucky
Feb. 5	South Carolina
Feb. 9	at Arkansas
Feb. 12	Florida
Feb. 19	at LSU
Feb. 22	Auburn
Feb. 26	**Tennessee**
Mar. 1	at Florida

MEDIA CONTACT INFO
Mike Mobley, Basketball SID
mmobley@sports.uga.edu
P.O. Box 1472, Athens, GA 30613
Office: (706) 542-1621 • **Home:** (706) 548-0858
Press Row: (706) 542-8052 • **Fax:** (706) 542-9339
www.georgiadogs.com

KENTUCKY
WILDCATS

1-29 | LEXINGTON, KY
2-15 | KNOXVILLE

QUICK FACTS
Location: Lexington, Ky.
Arena: Memorial Coliseum (8,000)
Colors: Blue and White
President: Dr. Eli Capilouto
Enrollment: 29,410
Director of Athletics: Mitch Barnhart
Conference: Southeastern

COACHING STAFF
Head Coach (Alma Mater/Year): Matthew Mitchell (Mississippi State '95)
Record/Years at UK: 170-71/7
Career Record/Years: 200-100/9
Assistant Coaches: Adeniyi Amadou (Indiana Univ. of Pa., '08), Christian Stefanopoulos (Thomas Moore '06), Tamika Williams (Connecticut '02)

SEASON OUTLOOK
2013-14 Record: 26-9
2013-14 Conference Record: 14-4
Postseason: NCAA Sweet 16
Final AP Rank: 10th
Final USA Today Rank: 11th
Series Record: UT 50-10
Last Meeting: Mar. 9 2014, UT 71-70

2014-15 SCHEDULE

Nov. 6	Pikeville
Nov. 14	Appalachian State
Nov. 17	Baylor
Nov. 19	Morehead State
Nov. 22	at Central Michigan
Nov. 27	Illinois
Nov. 28	Oklahoma
Nov. 29	South Florida
Dec. 3	Northern Kentucky
Dec. 7	at Louisville
Dec. 12	Middle Tennessee State
Dec. 14	Belmont
Dec. 21	at Duke
Dec. 28	Tennessee State
Jan. 2	at Alabama
Jan. 4	Ole Miss
Jan. 8	Auburn
Jan. 11	at South Carolina
Jan. 15	Florida
Jan. 18	at LSU
Jan. 25	at Missouri
Jan. 29	**Tennessee**
Feb. 1	Georgia
Feb. 8	at Vanderbilt
Feb. 12	Mississippi State
Feb. 15	**at Tennessee**
Feb. 19	Texas A&M
Feb. 23	at Ole Miss
Feb. 26	at Arkansas
Mar. 1	South Carolina

MEDIA CONTACT INFO
Susan Lax, Basketball SID
slax0@uky.edu
338 Lexington Ave., Lexington, KY 40506
Office: (859) 257-8420 • **Cell:** (859) 608-5019
Press Row: (859) 323-5900 • **Fax:** (859) 323-4310
www.UKathletics.com

MISSISSIPPI STATE
BULLDOGS

2-1 | KNOXVILLE

QUICK FACTS
Location: Starkville, Miss.
Arena: Humphrey Coliseum (10,500)
Colors: Maroon and White
President: Dr. Mark E. Keenum
Enrollment: 20,424
Director of Athletics: Scott Stricklin
Conference: Southeastern

COACHING STAFF
Head Coach (Alma Mater/Year): Vic Schaefer (Texas A&M '84)
Record/Years at MSU: 35-31/2
Career Record/Years: 115-141/9
Associate Head Coach: Johnnie Harris (Arkansas Baptist '96)
Assistant Coaches: Aqua Franklin (Texas A&M '09), Elena Lovato (Pittsburg State '08)

SEASON OUTLOOK
2013-14 Record: 22-14
2013-14 Conference Record: 5-11
Postseason: None
Final AP Rank: NR
Final USA Today Rank: NR
Series Record: UT 35-0
Last Meeting: Jan. 16, 2014, UT 67-63

2014-15 SCHEDULE

Nov. 9	Arkansas-Fort Smith
Nov. 14-23	WNIT
Nov. 25	Louisiana-Monroe
Nov. 29	at New Orleans
Dec. 2	North Dakota State
Dec. 7	Southeastern Louisiana
Dec. 11	Louisiana Tech
Dec. 14	at Southern Mississippi
Dec. 15	Mississippi Valley State
Dec. 17	at Louisiana-Lafayette
Dec. 20	Illinois-Chicago
Dec. 21	Miami (Ohio)
Dec. 29	Arkansas-Pine Bluff
Jan. 2	Georgia
Jan. 4	at Missouri
Jan. 8	Arkansas
Jan. 11	at Vanderbilt
Jan. 15	LSU
Jan. 18	Alabama
Jan. 22	at Ole Miss
Jan. 26	at Auburn
Jan. 29	Vanderbil
Feb. 1	**at Tennessee**
Feb. 8	Texas A&M
Feb. 12	at Kentucky
Feb. 15	Florida
Feb. 22	at Alabama
Feb. 26	at South Carolina
Mar. 1	Ole Miss

MEDIA CONTACT INFO
Brock Turnipseed, Basketball SID
bturnipseed@athletics.msstate.edu
P.O. Box 5308, Mississippi State, MS 39762
Office: (662) 325-7556 • **Cell:** (662) 418-7409
Press Row: (662) 325-3776 • **Fax:** (662) 325-3656
www.hailstate.com

FLORIDA
GATORS

2-8 | GAINESVILLE, FL

QUICK FACTS
Location: Gainesville, Fla.
Arena: Stephen C. O'Connell Center (11,373)
Colors: Orange and Blue
President: Dr. J. Bernard Machen
Enrollment: 49,042
Director of Athletics: Jeremy Foley
Conference: Southeastern

COACHING STAFF
Head Coach (Alma Mater/Year): Amanda Butler (Florida '95)
Record/Years at UF: 140-95/7
Career Record/Years: 180-117/9
Assistant Coaches: Angela Crosby (Appalachian State '95), David Lowery (Mississippi State '00), Murriel Page (Florida '98)

SEASON OUTLOOK
2013-14 Record: 20-13
2013-14 Conference Record: 12-4
Postseason: NCAA Second Round
Final AP Rank: NR
Final USA Today Rank: NR
Series Record: UT 47-3
Last Meeting: Jan. 23, 2014, UT 89-69

2014-15 SCHEDULE

Nov. 14	Jacksonville
Nov. 17	Longwood
Nov. 20	at St. John's
Nov. 25	Charleston Southern
Nov. 28	at Georgetown
Dec. 1	Virginia Tech
Dec. 4	at Savannah State
Dec. 7	at Florida State
Dec. 10	Wisconsin
Dec. 14	Stetson
Dec. 21	Southern U
Dec. 22	Eastern Wash./Ga. Southern
Dec. 28	North Florida
Jan. 2	LSU
Jan. 4	at Auburn
Jan. 8	Ole Miss
Jan. 11	at Missouri
Jan. 15	at Kentucky
Jan. 19	South Carolina
Jan. 25	Arkansas
Jan. 29	Missouri
Feb. 1	at Vanderbilt
Feb. 8	**Tennessee**
Feb. 12	at Georgia
Feb. 15	at Mississippi State
Feb. 19	Vanderbilt
Feb. 22	at Texas A&M
Feb. 26	at Alabama
Mar. 1	Georgia

MEDIA CONTACT INFO
Kathy Cafazzo, Basketball SID
kathyc@gators.ufl.edu
P.O. Box 14485, Gainesville, FL 32604
Office: (352) 375-4683+6113
Press Row: (352) 367-1801 • **Fax:** (352) 367-1801
www.gatorzone.com

OLE MISS
REBELS

2-12 | OXFORD, MS

QUICK FACTS
Location: Oxford, Miss.
Arena: C.M. "Tad" Smith Coliseum (8,867)
Colors: Cardinal Red and Navy Blue
President: Dr. Daniel Jones
Enrollment: 22,286
Director of Athletics: Ross Bjork
Conference: Southeastern

COACHING STAFF
Head Coach (Alma Mater/Year): Matt Insell (MTSU '07)
Record/Years at UM: 12-20/1
Career Record/Years: Same
Assistant Coaches: Alex Simmons (Tennessee '08), Todd Schafer (Thomas More '95), Brittany Hudson (Georgia State '08)

SEASON OUTLOOK
2013-14 Record: 12-20
2013-14 Conference Record: 2-14
Postseason: None
Final AP Rank: NR
Final USA Today Rank: NR
Series Record: UT 42-7
Last Meeting: Feb. 6, 2014, UT 77-65

2014-15 SCHEDULE
Nov. 7	Christian Brothers
Nov. 14	Grambling State
Nov. 16	Mississippi Valley State
Nov. 20	Southern
Nov. 23	Middle Tennessee State
Nov. 25	SEMO
Nov. 28	Utah
Nov. 29	TBA
Dec. 4	at Western Kentucky
Dec. 7	Baylor
Dec. 14	South Alabama
Dec. 18	Southern Miss
Dec. 20	Alabama A&M
Dec. 29	Southeastern Louisiana
Jan. 2	Arkansas
Jan. 4	at Kentucky
Jan. 8	at Florida
Jan. 11	Alabama
Jan. 15	Georgia
Jan. 18	at Texas A&M
Jan. 22	Mississippi State
Jan. 29	at LSU
Feb. 1	South Carolina
Feb. 5	at Vanderbilt
Feb. 12	**Tennessee**
Feb. 15	at Missouri
Feb. 19	at Auburn
Feb. 23	Kentucky
Feb. 26	LSU
Mar. 1	Mississippi State

MEDIA CONTACT INFO
Jessica Poole, Basketball SID
Jepoole1@olemiss.edu
P.O. Box 217, University,MS 38677
Office: (662) 915-7896 • **Cell:** (662) 915-7522
Press Row: (662) 236-1931 • **Fax:** (662) 915-7006
www.olemisssports.com

ALABAMA
CRIMSON TIDE

2-19 | KNOXVILLE

QUICK FACTS
Location: Tuscaloosa, Ala.
Arena: Foster Auditorium (3,800)
Colors: Crimson and White
President: Dr. Judy Bonner
Enrollment: 34,852
Director of Athletics: Bill Battle
Conference: Southeastern

COACHING STAFF
Head Coach (Alma Mater/Year): Kristy Curry (Northeast Louisiana, '88)
Record/Years at UA: 14-16/1
Career Record/Years: 323-165/15
Assistant Coaches: Kelly Curry (Texas A&M '90), Terry Nooner (Kansas '00), Shereka Wright (Purdue '04)

SEASON OUTLOOK
2013-14 Record: 14-16
2013-14 Conference Record: 7-9
Postseason: None
Final AP Rank: NR
Final USA Today Rank: NR
Series Record: UT 47-2
Last Meeting: Feb. 2, 2014, UT 64-54

2014-15 SCHEDULE
Nov. 9	North Alabama
Nov. 14	Florida A&M
Nov. 16	Duke
Nov. 18	Jacksonville State
Nov. 21	at Kansas
Nov. 22	Georgetown
Nov. 23	Temple
Nov. 26	Alabama A&M
Nov. 30	Quinnipiac
Dec. 2	USC Upstate
Dec. 4	Tennessee-Martin
Dec. 7	Nebraska
Dec. 14	Mercer
Dec. 16	Arkansas-Pine Bluff
Dec. 21	New Orleans
Dec. 28	Mississippi Valley State
Jan. 2	Kentucky
Jan. 4	at Georgia
Jan. 8	South Carolina
Jan. 11	at Ole Miss
Jan. 18	at Mississippi State
Jan. 22	Auburn
Jan. 25	Vanderbilt
Jan. 29	at South Carolina
Feb. 1	Arkansas
Feb. 8	at LSU
Feb. 12	Missouri
Feb. 16	at Texas A&M
Feb. 19	**at Tennessee**
Feb. 22	Mississippi State
Feb. 26	Florida
Mar. 1	at Auburn

MEDIA CONTACT INFO
Jessica Paré, Basketball SID
jpare@ia.ua.edu
Box 870391, Tuscaloosa, AL 35487
Office: (205) 348-3673 • **Cell:** (205) 394-5985
Press Row: (205) 394-5985 • **Fax:** (205) 348-8841
www.rolltide.com

SOUTH CAROLINA
GAMECOCKS

2-23 | COLUMBIA, SC

QUICK FACTS
Location: Columbia, S.C.
Arena: Colonial Life Arena (18,000)
Colors: Garnet and Black
President: Dr. Harris Pastides
Enrollment: 31,964
Director of Athletics: Ray Tanner
Conference: Southeastern

COACHING STAFF
Head Coach (Alma Mater/Year): Dawn Staley (Virginia '92)
Record/Years at USC: 121-71/6
Career Record/Years: 293-151/14
Associate Head Coach: Lisa Boyer (Ithaca '72)
Assistant Coaches: Nikki McCray (Tennessee '95), Darius Taylor (Michigan '00)

SEASON OUTLOOK
2013-14 Record: 29-5
2013-14 Conference Record: 14-2
Postseason: NCAA Sweet 16
Final AP Rank: 8th
Final USA Today Rank: 9th
Series Record: UT 47-3
Last Meeting: Mar. 2, 2014, UT 73-61

2014-15 SCHEDULE
Nov. 2	Coker
Nov. 15	Southern California
Nov. 20	Clemson
Nov. 23	San Diego State
Nov. 27	Wisconsin
Nov. 28	East Carolina/Syracuse
Dec. 1	NC Central
Dec. 4	Charlotte
Dec. 7	at Duke
Dec. 14	Savannah State
Dec. 17	at Hampton
Dec. 20	Central Michigan
Dec. 21	Liberty
Jan. 2	Auburn
Jan. 4	at LSU
Jan. 8	at Alabama
Jan. 11	Kentucky
Jan. 15	at Missouri
Jan. 19	at Florida
Jan. 26	Texas A&M
Jan. 29	Alabama
Feb. 1	at Ole Miss
Feb. 5	at Georgia
Feb. 9	at Connecticut
Feb. 12	LSU
Feb. 15	Vanderbilt
Feb. 19	at Arkansas
Feb. 23	**Tennessee**
Feb. 26	Mississippi State
Mar. 1	Kentucky

MEDIA CONTACT INFO
Diana Koval, Basketball SID
dkoval@mailbox.sc.edu
Rice Athletics Center
1304 Heyward St., Columbia, SC 29208
Office: (803) 777-7977 • **Cell:** (314) 369-6050
Press Row: (803) 777-6182 • **Fax:** (803) 777-2967
www.GamecocksOnline.com

2014-15 LADY VOL STAFF

HOLLY WARLICK

HEAD COACH

THIRD YEAR AS HEAD COACH/30TH YEAR ON STAFF
TENNESSEE '81

THE WARLICK FILE

Born: June 11, 1958

Education:
Bearden High School (Knoxville, Tenn.),'76
B.S., Tennessee, '81
M.S., Virginia Tech, '83

Playing Career:
University of Tennessee (1976-80): three-time All-American, Women's Basketball Hall of Fame inductee, 1980 Olympic Team, first player at UT to have her jersey (#22) retired

COACHING CAREER

Year	School	Position
1981-83	Virginia Tech	Assistant Coach
1983-85	Nebraska	Assistant Coach
1985-2005	Tennessee	Assistant Coach
2005-12	Tennessee	Associate Head Coach
2012-Present	Tennessee	Head Coach

For more than three decades, Holly Warlick has been instrumental in the phenomenal success story that is Tennessee Lady Vols basketball. Her impact on the program stretches from her ground-breaking days as a three-time All-America point guard at UT (1976-80), to her 27 highly-productive years as a loyal assistant for Hall of Fame coach Pat Summitt, to her ascension to the head coaching position at UT.

Vice Chancellor and Director of Athletics Dave Hart named Warlick head coach of the Lady Vols on April 18, 2012, as Summitt stepped into the role of head coach emeritus. In a touching and symbolic gesture the following day at a press conference announcing the changes, Summitt presented her coaching whistle to her long-time aide and former floor general.

Warlick proved beyond a shadow of a doubt that she was up to the task with her debut effort in 2012-13. Despite having a young, inexperienced team that was picked to finish as low as fifth in the SEC and 20th nationally, the first-year head coach impressively directed her troops to a 27-8 overall record and a 14-2 mark in league play. That effort earned Tennessee its 17th all-time SEC regular season title, and it enabled a team that saw injuries force players to miss a combined total of 53 games to advance to the NCAA Elite Eight for the 26th time in school history.

Improvement demonstrated by players not only translated into wins on the court, it also resulted in postseason attention. Meighan Simmons was named a third-team AP All-American, SEC Co-Player of the Year and first-team All-SEC. Bashaara Graves was chosen a Full Court Freshman All-American, SEC Freshman of the Year and first-team All-SEC. Kamiko Williams, meanwhile, was taken in the second round of the WNBA Draft by the New York Liberty.

Warlick also was singled out for her performance, which included scoring a top-three recruiting class complete with the nation's No. 1-ranked player in 6-foot-6 Mercedes Russell. The members of the Women's Basketball Coaches Association named her the Spalding Maggie Dixon Division I Rookie Coach of the Year. She was selected by AP and league coaches as the SEC Women's Basketball Coach of the Year, and members of the Tennessee Sports Writers Association also chose her as TSWA Women's Basketball Coach of the Year.

In year two, Warlick directed the team to a 29-6 record and the program's second SEC trophy in as many years with the capturing of the 2014 SEC Tournament. Among her top players were AP SEC Player of the Year Meighan Simmons, who was a third-round WNBA Draft pick of the New York Liberty, and Isabelle Harrison, a first-team All-SEC choice and the SEC tourney's MVP.

Warlick and her staff also continued building for the future, landing the nation's number six signing class in 2014. Anchoring that group are McDonald's All-Americans Jaime Nared and Alexa Middleton, the nation's No. 6 and No. 28 ranked players.

After Warlick helped shape the direction of Lady Vol basketball as an assistant on Summitt's staff for more than a quarter of a century, the pupil took on greater responsibility and oversaw daily supervision of the basketball office during the 2011-12 season. She also handled a large

measure of the media obligations after Summitt's Aug. 23, 2011, announcement regarding the diagnosis of early-onset dementia, "Alzheimer's type."

Providing an excellent example of how people rally around each other, the Tennessee staff members pulled together remarkably in the face of that adversity. The end result was a 27-9 overall record, a league-best 16th SEC Tournament Championship and advancement to the NCAA Regional Final.

It's worth noting that Warlick was by Summitt's side, either as a player or an assistant, for 949 of the coach's NCAA-record 1,098 wins and all eight NCAA National Championships. Her value to the program has been evident for some time, as she had held the role of associate head coach since the 2005-06 campaign.

The WBCA also had recognized Warlick's contributions to Tennessee's success through the years, naming Warlick the nation's top assistant coach after she helped lead UT to its seventh national title in 2007. The NCAA Division I women's basketball coaches also recognized Warlick as one of the nation's top assistants in 1998, ranking her prominently in The Women's Basketball Journal poll.

In addition to the NCAA title and coaching honor in 2007, Warlick also teamed up for the first time with former fellow Lady Vol player and assistant Nikki Caldwell, the current head coach at LSU, to pursue her other passion. That pursuit is riding a motorcycle and raising money for the fight against breast cancer.

Warlick and Caldwell created the Champions For A Cause Foundation, a long haul motorcycle ride dedicated to raising funds and awareness for a cure for breast cancer. The charitable organization has raised and donated more than $150,000. Past trips include the inaugural ride from San Francisco to Knoxville as well as trips from the Badlands to Las Vegas and from Knoxville to Key West, Fla., New Orleans, Niagara Falls and, most recently in 2013 and 2014, Panama City, Fla.

On Feb. 10, 2008, Warlick and Caldwell presented a $10,000 check to the late N.C. State Head Coach Kay Yow and the Kay Yow/WBCA Cancer Fund. At Tennessee's "Live Pink, Bleed Orange" game vs. Vanderbilt on Feb. 17, 2013, three checks worth $15,000 were presented by Champions for a Cause to the UT Breast Health Outreach Program, Kay Yow Cancer Foundation and the Brady James Foundation to help raise money for breast cancer research. Those presentations to organizations have become an annual event, thanks to fundraising efforts and the generosity of many.

Warlick also presented a special pink basketball to her sister, Marion Ferrill, prior to the start of that game. Ferrill was diagnosed with breast cancer in the fall of 2012 and was pronounced cancer free on Sept. 30 after undergoing surgery shortly after her diagnosis.

With all of her accomplishments in coaching and in her charitable endeavors it might be easy to overlook the fact that Warlick left just as powerful a mark on women's hoops as a player at UT. It doesn't seem that long ago that the charismatic Knoxville native was flying up and down the court as an All-America Lady Vol point guard.

For more than three decades, Warlick has been considered the finest point guard ever to play for the Lady Vols. In addition to being selected to the CONVERSE/Lady Vol Team of the Decade for the 1980s in January of 1994, five different halls of fame opened their doors to her.

On Feb. 27, 2004, she was inducted into the Tennessee Sports Hall of Fame. In October 2002, she became a member of the University of Tennessee Lady Vol Hall of Fame in the second class of inductees. In June 2001, the Women's Basketball Hall of Fame selected Warlick as one of 10 inductees enshrined into the Hall for the Class of 2001. For the hometown girl, who grew up in the Rocky Hill section of Knoxville and graduated from Bearden High School, it was a dream-come-true.

In the summer of 1994, Warlick gained admission to her first hall of fame. She was honored as one of the City of Knoxville's finest all-time athletes with her inclusion in the Greater Knoxville Sports Hall of Fame.

Including the 2013-14 season, Warlick has invested 33 years in the program, having helped shape UT into a national powerhouse with tenure as both a player and a coach. Warlick's expertise and major contributions to the team as an assistant came from her work with the guards. In 2010-11, Simmons was the SEC Rookie of the Year, and guard Shekinna Stricklen was the 20th Lady Vol named to the WBCA/State Farm All-America Team.

Additionally, Warlick has been a highly-successful recruiter for the backcourt, attracting some of the nation's finest players to UT to continue the excellence she helped establish as a player. The Lady Vols welcomed another top flight guard to the Orange and White for 2010-11 when she landed McDonald's All-American Ariel Massengale.

As a rookie in 2011-12, Massengale lived up to her billing, earning Full Court Freshman All-America and SEC All-Freshman Team honors. The point guard posted a UT freshman record of 162 assists, ranking second in the SEC in that category, and leading the conference in assist-to-turnover ratio at 2.1.

Warlick's tutelage also helped to strengthen the game of four-time All-SEC selection Angie Bjorklund, Kodak All-American and four-time Lady Vol All-SEC performer Kara Lawson and three-time All-SEC selection Shanna Zolman. That trio accounts for the school records for most of UT's three-point marks.

Warlick's association with the Lady Vols started in 1976 when she joined the program as a scholarship 400-meter track athlete who ended up walking on to the basketball team. Soon, she would become the most prolific player in the history of Tennessee Lady Vol basketball.

Warlick was the first player in Tennessee athletics (men or women) to have her jersey retired (number 22) at the end of her career in 1980. Bearden, her prep alma mater in Knoxville, retired Warlick's high school jersey (also No. 22) prior to a home football game on Oct. 26, 2012.

Known as a play-making wiz during her four years as

UT's point guard, Warlick was once tabbed the "best player in the South." As a rookie, Warlick helped lead the Lady Vols to their first Final Four appearance in school history in 1977. She had no trouble adjusting her enthusiasm and knowledge of the game into the coaching role.

In 19 of the past 33 years Warlick has been affiliated with UT, she has found herself at the Final Four as a player (1977, 1979, 1980) or as a coach (1986, 1987, 1988, 1989, 1991, 1995, 1996, 1997, 1998, 2000, 2002, 2003, 2004, 2005, 2007 and 2008). Her best Final Four showing as a player was national championship runner-up in her senior season. As a coach, she has helped the Lady Vols win all eight times (1987, 1989, 1991, 1996, 1997, 1998, 2007 and 2008).

A three-time All-American while playing for Summitt from 1976-80, Warlick previously held UT records for most assists in a game (14), most steals in a contest (nine), most assists in a season (225) and most games in a career (142). She continues to hold the Lady Vol single-season steals record with 141 in 1978-79.

Warlick possesses vast international experience as well. A member of the 1980 U.S. Olympic basketball team, Warlick also participated in the Jones C up, Pan American Games and World Championship competition. In addition, she was a WPBL All-Star, leading the Nebraska Wranglers to the championship of the Women's Professional Basketball League in 1981. She has served as a player representative on the USA BASKETBALL council and was a member of the USOC Advisory Council for Basketball.

In recognition of being a former Olympian, Warlick earned the distinct honor of running the Olympic torch through Knoxville as it made its way to the 1996 Olympic Games in Atlanta, Ga.

Prior to joining the Tennessee staff for the 1985-86 season, Warlick gained experience at two other stops on the coaching circuit. She was an assistant at Virginia Tech from 1981-83 and an assistant from 1983-85 at Nebraska.

A native of Knoxville, Warlick earned her B.S. in marketing from Tennessee in 1981 and her master's degree in athletic administration from Virginia Tech in 1983. Warlick added "biker" to her vitae in 2001. To commemorate her induction into the Women's Basketball Hall of Fame, a number of Warlick's friends got together and presented her with a Harley-Davidson "Sportster" motorcycle. Just six years later, Warlick already was using her love of the bike towards a greater cause, establishing the Champions For A Cause Foundation with Caldwell.

WARLICK YEAR-BY-YEAR

SCHOOL	YEARS	RECORD
at Tennessee	1976-77	28-5
(player)	1977-78	27-4
	1978-79	30-9
	1979-80	33-5
Totals	**4 years**	**118-23**
at Virginia Tech	1981-82	16-12
(assistant)	1982-83	13-12
Totals	**2 years**	**29-24**
at Nebraska	1983-84	16-12
(assistant)	1984-85	10-18
Totals	**2 years**	**26-30**
at Tennessee	1985-86	24-10
(assistant)	1986-87	28-6
	1987-88	31-3
	1988-89	35-2
	1989-90	27-6
	1990-91	30-5
	1991-92	28-3
	1992-93	29-3
	1993-94	31-2
	1994-95	34-3
	1995-96	32-4
	1996-97	29-10
	1997-98	39-0
	1998-99	31-3
	1999-00	33-4
	2000-01	31-3
	2001-02	29-5
	2002-03	33-5
	2003-04	31-4
	2004-05	30-5
(associate head)	2005-06	31-5
	2006-07	34-3
	2007-08	36-2
	2008-09	22-11
	2009-10	32-3
	2010-11	34-3
	2011-12	27-9
(head coach)	2012-13	27-8
	2013-14	29-6
Totals	**29 years**	**887-136**
Career Totals	**37 years**	**1060-213** (.833)

Overall record as a head coach: 56-14 (.800)
Overall record as an assistant coach: 886-176 (.834)
Overall record as a player: 118-23

PAT SUMMITT

HEAD COACH EMERITUS

THIRD YEAR AS HEAD COACH EMERITUS/41ST YEAR ON STAFF
TENNESSEE-MARTIN '74

For four decades, the University of Tennessee Lady Vol basketball program has been among the nation's elite and, in the process, has changed the way women's collegiate hoops is perceived across the country.

No one did a better job of managing what goes on inside the 94x50 rectangle known as a collegiate basketball court than the UT legend. Her unfathomable victories, eight NCAA Championships and 32 combined Southeastern Conference titles speak to her incredible management and mastery of the 4,700 square feet of round ball real estate. And few have even come close to accomplishing what she did outside the lines for those 38 years as head coach (1974-2012). To her peers, she is forthright, well-respected, ethical, and a winner who serves as a shining example in the sport of collegiate basketball and beyond.

"She" is Pat Head Summitt, head coach emeritus of the University of Tennessee Lady Volunteer basketball team, who concluded a 38-year tenure at the helm of the Lady Vols on April 18, 2012, with a 1,098-208 overall record after raising the bar in the collegiate basketball world every time she stepped out on the court.

On Aug. 23, 2011, Summitt may have raised the bar on courage, as she bravely revealed the toughest opponent she will ever have to battle, early onset dementia, "Alzheimer's Type," after the doctors at the Mayo Clinic diagnosed her at the age of 59. To be sure, Summitt took on this invisible opponent with her signature game plan.

The Tennessee skipper didn't look at it as a bold move; rather continuing her lifelong practice of both herself and her program being an open book.

In the 2011-12 season, the most demanding on Summitt and her program, the Lady Vols finished the year with a 27-9 overall record and carried the banner as the 2012 SEC Tournament Champions.

UT finished the year losing to No. 1-ranked Baylor while battling for a spot in the NCAA Final Four. The Lady Vols were stopped just short of their goal of cutting down nets in Denver, site of the 2012 Final Four.

All season long, all eyes were on Summitt and her team. They were greeted in arenas nationwide with standing-ovation tributes to Summitt, as she guided her team through the nation's toughest schedule while playing in front of a sea of "We Back Pat" t-shirts.

The "We Back Pat" campaign sprang up overnight and went viral in the social media world following Summitt's medical announcement. A t-shirt was born with the slogan, and proceeds started pouring into Summitt-picked organizations, Alzheimer's Tennessee and the UT Medical Center.

In November 2011, Summitt announced the formation of her foundation, the Pat Summitt Foundation Fund, with the proceeds going toward cutting-edge research. On May 31, 2012, the Southeastern Conference and its member institutions announced an incredibly-generous contribution, donating $100,000 to the effort. On June 13, 2012, NASCAR driver and Knoxville native Trevor Bayne, in conjunction with YourRaceCar.com, announced he would be driving a "We Back Pat" themed car in the Aug. 24 Nationwide Series Food City 250 race in Bristol to help raise awareness for the foundation. The site of the race, Bristol Motor Speedway, also announced that Summitt would be serving as grand marshal and commanding the drivers to "start your engines."

Summitt received a $1000 donation from Food City for her foundation, and YourRace.Car.com helped raise more than $10,000 for the cause from "We Back Pat" car and merchandise sales. Tennessee Titans owner K.S. "Bud" Adams also aided the foundation, contributing $25,000 on Sept. 9, 2012. On that date, he also had Summitt serve as the esteemed "12th Titan" at the NFL franchise's season opener vs. New England. Many more recognitions and gifts have followed.

In announcing her diagnosis in August of 2011, Pat was being just Pat, but a number of organizations hailed her courage to come forward.

The United States Sports Academy awarded Summitt its 2011 Mildred "Babe" Didrikson Zaharias Courage Award for her indomitable spirit in her public battle with early-onset dementia, Alzheimer's type. On Oct. 4, it was announced Summitt would receive the 2011 Maggie Dixon Courage Award. Also in October, The Huffington Post named Summitt a 2011 Game Changer - an innovator, leader and role model who is changing the way we look at the world and the way we live in it. The Tennessee Communication Association selected Summitt as its Communicator of the Year.

The honors continued. Among those was Summitt being announced by President Barack Obama as the recipient of the Presidential Medal of Freedom on April 19, 2012, and honored at the White House on May 29. She also earned a Lifetime Achievement Award from the President's Council on Physical Fitness, Sports & Nutrition on May 3 and was named a member of the U.S. Department of State's Council to Empower Women and Girls Through Sports on June 21. Additionally, she was announced as the Tennessee Sports Hall of Fame's 2012 Tennessean of the Year, the winner of the 2012 Pop Warner Female Achievement Award and the 2012 Global ATHENA Leadership Award, the recipient of NACDA's 2012 Michael J. Cleary Merit of Honor Award and the recipient of the Arthur Ashe Courage Award, which was presented to her by former Vol and NFL quarterback Peyton Manning after a poignant video tribute on July 11 at the 2012 ESPYs in Los Angeles.

Recognition continued to come Summitt's way in summer 2012, as she received the Billie Jean King Legacy Award, presented by the USTA in New York, the UT Alumni Association's Distinguished Alumna Award and the Knoxville Association of Women Executives Notable Woman Award. The Billie Jean King Legacy Award honors individuals whose outstanding courage and contributions have helped to change the global cultural landscape.

A review of Summitt's résumé shows she kept her elite program in the winner's circle for almost four decades, producing a mind-boggling record of 1,098-208 (.840) that included the most victories in NCAA basketball history. During her tenure, the Lady Vols won eight NCAA titles as well as a combined 32 Southeastern Conference tournament and regular season championships. Tennessee made an unprecedented 31 consecutive appearances in the NCAA Tournament and produced 12 Olympians, 34 WNBA players, 21 WBCA/Kodak/State Farm All-Americans earning 36 honors, and 39 All-SEC

players earning 82 recognitions. Along with the success on the court, Summitt's student-athletes had tremendous productivity in the classroom. Coach Summitt held a 100 percent graduation rate for all Lady Vols who completed their eligibility at Tennessee.

Her honors and achievements over the years number in the hundreds. The Sporting News named the 50 Greatest Coaches of All-Time. Summitt was voted the 11th best of all-time and was the only woman on the list. She was inducted into the Women's Basketball Hall of Fame on June 5, 1999, the Naismith Memorial Basketball Hall of Fame on October 13, 2000, and the FIBA Hall of Fame on June 19, 2013. Other accolades include a resolution by the U.S. House of Representatives on June 5, 2009; an honorary doctorate from the United States Sports Academy on May 19, 2009; receiving the 2009 WNBA Inspiring Coach Award on April 7, 2009, and being honored by her peers with the RUSSELL ATHLETIC/WBCA Victory Club Award for 1,000 career wins on April 6, 2009. She was inducted as the third member of the Tennessee Women's Hall of Fame on June 17, 2011, and was announced on Dec. 5 as the 2011 Sports Illustrated Sportswoman of the Year alongside 2011 Sportsman of the Year, Duke men's basketball coach Mike Krzyzewski.

Much like the Presidential Medal of Freedom, a couple of other honors recognized her career longevity and the impact she has made on sports and American culture. On May 17, 2012, the Women's Sports Foundation/espnw/Women in Cable Telecommunications observed the 40-year anniversary of Title IX by creating a 40 FOR 40 list of those who have been key figures in the growth of women's sports. Summitt was on that list. The NCAA also honored her legacy, and that of UCLA men's basketball coaching great John Wooden, by naming a room in its new Myles Brand headquarters building the Summitt-Wooden Room on June 19, 2012.

ESPN paid tribute to her impact on women in sports during the summer of 2013, creating the documentary film, "Pat XO," for its Nine for IX series. ABC's Robin Roberts was the executive producer of the film, which was screened at a private event in the Regal Riviera Theatre in downtown Knoxville on June 26 and made its ESPN television premiere on July 9.

UT also honored Summitt in three additional ways in 2013. First, she was inducted into the Lady Vol Hall of Fame on Nov. 2. Next, her banner was raised to the rafters in Thompson-Boling Arena on Jan. 28. Then, on Nov. 22, the Pat Summitt Plaza and Statue were dedicated at the corner of Lake Loudoun Blvd. and Phillip Fulmer Way.

THE LEGACY OF PAT SUMMITT

SOME MAJOR CAREER ACCOMPLISHMENTS

- Her program maintained a 100-percent graduation rate for players who completed their eligibility at Tennessee.
- In August of 2012, the 122nd player under her watch graduated and entered graduate school for her final playing season as a Lady Vol.
- In 38 seasons as head coach at Tennessee (1974-2012), she produced a 1,098-208 record (.840).
- Summitt's career victory total is the most of any coach in the history of NCAA men's or women's basketball.
- She guided her teams to eight NCAA National Championships (1987, 1989, 1991, 1996, 1997, 1998, 2007, 2008).
- Tennessee made an unprecedented 31-consecutive appearances in the NCAA Tournament and advanced to a record 18 NCAA Final Fours, winning eight times and finishing second on five occasions.
- Her squads won a combined 32 SEC regular season and tournament championships (16 regular season/16 tournament).
- Tennessee's record during 33 years of play in the SEC under her watch was 317-44 (.878) in the regular season and 69-17 (.802) during the postseason tournament.
- She produced 21 WBCA/Kodak/State Farm All-Americans who earned 36 honors.
- A total of 39 of her players earned All-SEC distinction, combining to garner 82 honors.
- Twelve of her players went on to compete in the Olympic Games.
- Sent 34 of her players on to the WNBA, including 15 drafted in the first round and three picked No. 1 overall.
- As of 2012, 78 who were mentored by Summitt in the UT program worked in basketball coaching or administrative positions.
- Coached U.S. Olympic Women's Basketball Team to gold medal at 1984 Los Angeles Olympiad.
- Also selected as assistant on 1980 U.S. Olympic Team and for various other international competitions.
- Was co-captain player on silver-medal-winning 1976 U.S. Olympic squad while employed as coach at Tennessee.

A FEW OF HER COACHING AWARDS

- Summitt was named as the Naismith Coach of the Century in April 2000.
- In July 2009, *The Sporting News* named the "50 Greatest Coaches of All-Time." Summitt was voted 11th and was the only woman on the list.
- She became the first female recipient of the Legends of Coaching Award, which was adopted by the John R. Wooden Award Committee in 1999. The award recognizes the lifetime achievement of coaches who exemplify the late Coach Wooden's high standards of coaching success and personal achievement.
- After winning her eighth NCAA title, Summitt received the prestigious John R. Wooden Legends of Coaching lifetime achievement award in Los Angeles, Calif., on April 12, 2008.
- In 1990, Summitt received the most prestigious award given by the Basketball Hall of Fame, the John Bunn Award. Summitt was the first female to receive the award in the Hall's history.
- Named 2011 *Sports Illustrated* Sportswoman of the Year (along with Sportsman of the Year, Duke men's coach Mike Krzyzewski on Dec. 6, 2011).
- Summitt was named 1987, 1989, 1994, 1998 and 2004 Naismith College Coach of the Year and 1998 AP Coach of the Year.
- She was chosen WBCA/Converse Coach of the Year in 1983 and 1995 and the IKON/WBCA Coach of the Year in 1998.
- She was named SEC Coach of the Year eight times (1993, 1995, 1998, 2001, 2003, 2004, 2007, 2011).

HALL OF FAME MEMBERSHIP

- Summitt was inducted into the Naismith Memorial Basketball Hall of Fame in Springfield, Mass., on Oct. 13, 2000, the first time she was eligible for the Hall's ballot.
- A little more than a year earlier, Summitt was inducted into the Women's Basketball Hall of Fame in the 1999 inaugural class.
- In October 1990, Summitt was enshrined in the Women's Sports Foundation Hall of Fame at a gala event in New York City.
- In April 1996, she was inducted into the National Association for Sport and Physical Education's Hall of Fame.
- She was inducted into the Tennessee Women's Hall of Fame on June 17, 2011.
- Summitt was a 2003 inductee into the Tennessee Sports Hall of Fame.
- The Greater Knoxville Sports Hall of Fame welcomed her in 1992.
- In November 2012, Summitt was inducted into the Lady Vol Hall of Fame.

KYRA ELZY

ASSISTANT COACH/RECRUITING COORDINATOR

THIRD YEAR ON STAFF
TENNESSEE '99

With two positions to hire on her first staff as head coach at Tennessee, Holly Warlick looked to a former Lady Vol to fill the initial one. On April 26, 2012, Kyra Elzy answered the call to return to her alma mater and serve as assistant coach/recruiting coordinator.

Elzy, an associate head coach/recruiting coordinator at Kentucky from 2008-12, came back to Knoxville to fill a vacancy created when Mickie DeMoss joined the staff of the WNBA's Indiana Fever.

It didn't take long for the UT alumnus to make a difference for the Big Orange. She helped Tennessee reel in the No. 3 signing class in the country in 2012, including a pair of McDonald's High School All-Americans (Jordan Reynolds, Mercedes Russell) and the nation's No. 1 and No. 8 players in Russell and Jannah Tucker.

She also contributed to a 2012-13 Lady Vol season that exceeded the expectations of nearly everyone. After Tennessee was picked to finish as low as fifth in the conference and preseason No. 20 in the AP poll, a young squad won the program's 17th SEC regular-season championship and fashioned a 27-8 record and an NCAA Elite Eight berth.

As a successful role model on campus, Elzy was chosen as the 2013 keynote speaker for UT's fifth-annual Multicultural Student Symposium. She also was honored as the Lady Vols' SEC Legend during the 2013 conference tournament in Duluth, Ga.

Year two saw the program boost its record to 29-6 and win the 2014 SEC Tournament, marking the 17th time the Lady Vols had captured postseason league hardware. With Elzy coordinating efforts, the Lady Vols also landed the nation's No. 6 signing class, anchored by McDonald's All-Americans Jaime Nared and Alexa Middleton.

In 2011-12, Elzy completed her fourth season at Kentucky, where she served as the recruiting coordinator and was responsible for coaching the guards of the 2012 SEC champion Wildcats. It marked her second season as associate head coach after being promoted in August 2010.

As a student-athlete at Tennessee from 1996-2001, Elzy's game excelled under the nation's all-time winningest coach in Summitt. A four-year letterwinner who actually spent five seasons in a Lady Vol uniform after missing the 1998-99 season with an injury, Elzy was a member of two national championship teams (1997 and 1998) and a national runner-up squad (2000).

During her time in Knoxville, she played in 126 games and earned the Holly Warlick Defensive Player of the Year award in 1997, the Unsung Hero Award in 1998 and was on the USA Today All-Injury Team that recognized athletes that competed while overcoming medical issues in 2000.

Elzy became just the fifth freshman in UT history to start her first game when she started at guard in the 1996-97 opener against Austin Peay. She also earned another distinction during her playing career, becoming the first UT player to earn her master's degree while still playing.

Also excelling in the classroom, Elzy was named to the 2000 and 2001 SEC Academic Honor Rolls. She was a three-time member of the Lady Vol Academic Honor Roll (over a 3.0 GPA) and earned UT Dean's List honors each semester while in graduate school. She holds a bachelor's degree in psychology (1999) and a master's in cultural studies in education with an emphasis in sports psychology (2001).

THE ELZY FILE

Born: Aug. 17, 1978

Education:
Oldham County High School (LaGrange, Ky.)
B.S., Tennessee, '99
M.S., Tennessee, '01

Playing Career:
Tennessee (1996-2001): four-year letterwinner, two-time NCAA champion (1997, 1998) and runner-up (2000), Holly Warlick Defensive Player of the Year

As a coach at Kentucky, Elzy was considered one of the top recruiters in the nation and helped UK sign a top-10 recruiting class three-straight seasons, including the signing of four McDonald's High School All-Americans.

She was instrumental in helping UK card three consecutive NCAA Tournaments and 20-win seasons, including two NCAA Elite 8 appearances in 2010 (losing to Oklahoma) and 2012 (losing to UConn).

Elzy's guards received SEC recognition in 2011-12, as A'dia Mathies was named the SEC Player of the Year and rookie Bria Goss was named the SEC Rookie of the Year.

Under Elzy's tutelage, Mathies received UK's first SEC Freshman of the Year honor in 2010 and was named UK's first freshman All-American since Valerie Still in 1980.

Prior to Kentucky, Elzy spent four years as an assistant coach at Kansas. As the recruiting coordinator, she helped the Jayhawks land their first top-20 signing class in 2007 under head coach Bonnie Henrickson. She also helped KU earn two postseason bids in her four seasons. In 2006-07, KU finished 17-16 overall and advanced to the third round of the WNIT, while guard Danielle McCray was named honorable mention All-Big 12.

Elzy made a coaching stop at Western Kentucky for two seasons under head coach Mary Taylor Cowles. She coordinated the recruiting efforts for the Lady Toppers and also worked with the guards and handled individual workouts. The Lady Toppers posted 20+ wins in both of her seasons at WKU, and in 2002-03 WKU won the Sun Belt Conference championship and advanced to the NCAA Tournament. Elzy helped coach Sun Belt Player of the Year Shala Reese and Newcomer of the Year Tiffany Porter-Talbert.

Prior to her first coaching job, Elzy spent one year as an administrative assistant under Henrickson at Virginia Tech. She was responsible for team travel, scheduling community service events and working with summer camps.

Her outstanding prep career earned her induction into the Kentucky Lions Club Hall of Fame in 2009 after a standout prep career at Oldham County High School. She had guided the Lady Colonels to four district championships, two regional titles and a state semifinal appearance during her prep career.

In addition to starting a new job at Tennessee in 2012, Elzy was wed that August to Dexter Lander.

JOLETTE LAW

ASSISTANT COACH

THIRD YEAR ON STAFF
IOWA '90

Jolette Law is in her third season as an assistant coach at UT. Formerly the head coach at Illinois from 2007-12, Law joined the Lady Vol family on May 2, 2012, and is part of head coach Holly Warlick's first staff.

Law works with the UT guards and saw Meighan Simmons named 2013 SEC Co-Player of the Year and Kamiko Williams taken in the second round of the WNBA Draft (15th pick overall) by the New York Liberty. During the summer of 2013, point guard Ariel Massengale earned another victory with the USA team at the World University Games, capturing her fourth career gold medal.

Her work with that trio was instrumental in UT going from being picked as low as fifth in the conference and 20th nationally during the preseason to winning the SEC regular season title and advancing to the NCAA Elite Eight in 2012-13.

In 2013-14, Simmons was named AP SEC Player of the Year after surpassing 2,000 career points and was drafted in the third round by the WNBA's New York Liberty. Point guard Ariel Massengale averaged 12.5 points and 5.8 assists per contest until an injury sidelined her. Redshirt freshman Andraya Carter then took the reins and proceeded to earn SEC All-Freshman Team accolades for her performance.

On the recruiting front, Law helped Tennessee reel in the No. 3 signing class in the country in 2013, including a pair of McDonald's High School All-Americans (Jordan Reynolds, Mercedes Russell) and the nation's No. 1 and No. 8-ranked players in Russell and Jannah Tucker.

In 2014, Tennessee added the No. 6 class in the nation, anchored by McDonald's All-Americans Jaime Nared and Alexa Middleton.

Long regarded as one of the top assistant coaches in the country, Law was named the seventh head women's basketball coach at the University of Illinois on May 11, 2007. During her tenure in Champaign, she led the Illini to a pair of postseason appearances while turning heads on the recruiting trail.

Law went to Illinois following 12 years on C. Vivian Stringer's staff at Rutgers, including her last four as associate head coach. Known as a dynamic recruiter during her time with the Scarlet Knights, Law wasted no time establishing herself as a top recruiter at Illinois.

In November of 2008, she inked the No. 3 recruiting class in the country and the top-rated signing class in Illinois school history. Law followed up the historic 2009 class by inking two more top-100 recruits in 2010 and one more in 2011.

On the court, Law led Illinois to 69 wins in five seasons, including two trips to the postseason WNIT. During her first season with the Illini in 2007-08, she guided the Illini to 20 victories, marking Illinois' first 20-win season since 1999-2000. The Orange and Blue made a historic run in the 2008 Big Ten Tournament, advancing to the championship game but falling just short of an NCAA Tournament bid in losing to Purdue on a buzzer-beater. The Illini earned a 2008 WNIT bid and advanced to the third round.

In 2008-09, Law had a young Illini squad playing its best basketball at the end of the season, as the team finished 6-5 in the final 11 games. That momentum carried over into 2009-10, when the Illini started out 7-1 and finished the season with 19 wins and a trip to the WNIT quarterfinals. The team finished strong down the stretch in both 2010-11 and 2011-12.

THE LAW FILE

Born:	Dec. 7, 1967
Education:	Wilson High School (Florence, S.C.) B.S., Iowa, '90
Playing Career:	Iowa (1987-90): Kodak District V All-American, two-time All-Big Ten (1989, 1990), led UI to four Big Ten Championships, Member of Iowa Hall of Fame, Member of the Harlem Globetrotters (1991-94)

During Law's fourth season at the helm of the program, the Illini reached the Big Ten Tournament semifinals once again. Illinois followed up with five wins in the final half of the 2011-12 conference slate, including a victory over No. 10 Ohio State, 66-65, at Assembly Hall.

In addition to the team's progress, Law helped develop Jenna Smith into one of the premier post players in the country. A 2010 Illinois graduate, Smith became the highest WNBA draft pick in school history when she was the 14th overall pick of the Washington Mystics in the 2010 WNBA Draft. Smith left Illinois as the program's all-time leading scorer, rebounder and shot blocker, thanks in large part to Law's tutelage.

Before arriving at Illinois, Law made a name for herself as a driving force behind Rutgers' rise to the top of women's basketball. During her tenure, the Scarlet Knights saw remarkable success, including two Final Fours, three Elite Eights and three Sweet Sixteen appearances, among them the 2007 NCAA championship game vs. the Lady Vols.

Rutgers compiled a record of 257-125 (.673) during Law's tenure in New Brunswick, N.J., winning BIG EAST regular season titles in both 2005 and 2006 and the BIG EAST Tournament title in 2007. The Scarlet Knights featured 22 All-BIG EAST honorees, three BIG EAST Defensive Players of the Year and three BIG EAST Rookies of the Year. They also produced seven All-America selections and had eight players drafted in the WNBA during that span.

Law was a three-time prep All-American at Wilson High School before graduating from the University of Iowa in 1990 with a degree in sports studies/corporate fitness. As the Hawkeyes' floor general, she helped Stringer lead the Hawkeyes to four consecutive Big Ten titles and a record of 105-18 from 1987-90. A Kodak District V All-American in 1990, she was a four-year letterwinner at Iowa and a two-time first-team All-Big Ten Conference selection (1989 and 1990).

Following her collegiate career, Law joined the Harlem Globetrotters from 1990-94 as the only female member at the time, completing three worldwide tours. As an ambassador of goodwill with the Globetrotters, she coordinated several basketball seminars and clinics in addition to her on-court performances. During her stint with basketball's greatest team, her picture was featured on Wheaties cereal boxes with her Globetrotter teammates, and she also appeared in M.C. Hammer's video for the song "Too Legit To Quit."

After her playing career came to a close, Law spent one season coaching at Ball State (1994-95) before joining Stringer at Rutgers.

DEAN LOCKWOOD

ASSISTANT COACH

11TH YEAR ON STAFF/16TH YEAR AT TENNESSEE
SPRING ARBOR (MICH.) '82

Dean Lockwood is in his 11th year on the Lady Vol staff and in his 16th year of service to the University of Tennessee. He has worked alongside UT Head Coach Holly Warlick since July 2, 2004, when became the just the ninth assistant coach ever to serve under Pat Summitt at UT.

Since his return to Rocky Top, the Lady Vols have compiled a record of 302-55, captured seven SEC Tournament crowns and four SEC regular season championships, appeared in three NCAA Final Fours and won back-to-back national championships (2007-08). During the transitional 2012-13 season, he helped Tennessee go from being picked as low as fifth in the conference and 20th nationally during the preseason to winning the SEC regular season title and advancing to the NCAA Elite Eight.

In 2013-14, the team improved its record to 29-6 and won the program's 17th SEC Tournament, bolstered by center Isabelle Harrison. The junior from Nashville averaged 13.6 points and 9.3 rebounds to earn All-SEC First Team accolades, and her averages of 19.0 points and 10.0 caroms during postseason play earned her SEC Tournament MVP accolades.

Four of Lockwood's pupils at Tennessee have developed into first-round picks in the WNBA Draft, including 2013 WNBA MVP and WNBA All-Star Game MVP Candace Parker, the No. 1 overall selection in 2008 by Los Angeles. The other first-rounders are current WNBA All-Star Glory Johnson (No. 4, Tulsa, 2012), Kelley Cain (No. 7, New York, 2012) and Tye'sha Fluker (No. 10, Charlotte, 2006). Two others were drafted, including 2008 WNBA All-Rookie Team member Nicky Anosike (2nd Rd., Los Angeles, No. 16, 2008) and Vicki Baugh (3rd Rd., Tulsa, No. 25, 2012).

In addition to Harrison in his current group, he helped Bashaara Graves blossom into a first-team All-SEC selection in 2012-13 and the SEC Freshman of the Year. During summer 2013, she helped the USA team win a gold medal at the FIBA U19 World Championships. Lockwood also is responsible for the future development of 6-foot-6 Mercedes Russell, the nation's number-one recruit in 2013.

Prior to joining the Lady Vol staff, Lockwood held the position of men's head coach at Saginaw Valley State University (Michigan) from 1998-2004. The Bay City, Mich., native returned to the Great Lakes Intercollegiate Athletic Conference after serving a year as an assistant at Central Michigan.

Prior to his CMU stint, Lockwood was men's head coach at Northwood University (Michigan) from 1991-97. While there, he led the team to its first back-to-back winning seasons in 15 years. After posting an 18-9 record and a second-place finish in the Great Lakes Intercollegiate Athletic Conference North Division in 1996-97, Lockwood was honored as the GLIAC Coach of the Year. In 1991-92, Lockwood directed Northwood in its transition from NAIA to NCAA Division II.

Additionally, in his capacity as a head coach at two different small-budget GLIAC programs from 1991-2004, he not only was successful in guiding both institutions into postseason play (one of only a handful of coaches to guide two schools in the GLIAC to postseason play), but he maintained a graduation rate of 80 percent during his tenure at both.

From 1986-1991, Lockwood served as an assistant for the University of Tennessee men's basketball team under head coach Don DeVoe and later Wade Houston. During his tenure as an assistant, Volunteer teams went 77-75, posting three straight winning seasons, made a pair of National Invitational Tournaments and had an NCAA Tournament bid in 1989 after an 18-9 regular season. In addition to his assistant coaching duties at Tennessee, Lockwood also served as a special assistant to the director of alumni programs from 1989-91.

In his role as an assistant coach in the men's game, Lockwood was heavily involved in player development through the years. He has coached seven NBA draft picks as well as one other player who played in the NBA.

Lockwood's first full-time coaching position was as men's assistant coach at the U.S. Military Academy at West Point from 1983-86. In 1984-85, he helped Army to its best record and only winning season since 1978. Lockwood cut his teeth in the coaching profession as a men's graduate assistant at Central Michigan in 1982-83.

In addition to his head and assistant coaching duties, Lockwood conducted coaching and playing clinics in Great Britain for eight years and was a consultant and clinician for the Welsh Basketball Association. He has also done coaching clinics in Poland. He has served as the summer camp director at Saginaw Valley State, Northwood and West Point, as well. For 12 summers Lockwood directed very successful shooting and offensive moves camps in Michigan. In previous summers, Lockwood has also spent time observing at Pete Newell's Big Man Camp and the NBA pre-draft camp in Chicago.

As a collegiate player, Lockwood was a four-year letter-winner at Spring Arbor College (Mich.), a three year starter at point guard, and a captain for two seasons. He helped lead the squad to a single-season school record in wins and was offered a contract to play professional basketball in the English Basketball Association.

Lockwood earned a bachelor's in secondary education from Spring Arbor in 1982, majoring in English and secondary education. He earned a master's in counseling and personal and student development from Central Michigan in 1989.

On Oct. 19, 2008, Lockwood was inducted into the Bay County (Mich.) Sports Hall of Fame for his career accomplishments. He also was inducted into the Spring Arbor (Mich.) University Athletic Hall of Fame on Oct. 8, 2010.

Active in the Fellowship of Christian Athletes for many years, Lockwood has been a guest speaker at numerous coaching clinics, FCA functions and community events. As a lifelong runner, Lockwood has participated in numerous 5K, 10K and 20K races around the country. Additionally, he enjoys reading and traveling in his spare time.

THE LOCKWOOD FILE

Born: Oct. 30, 1959

Education:
All Saints Central High School (Bay City, Mich.)
B.S., Spring Arbor (Mich.), '82
M.S., Central Michigan '89

Playing Career:
Spring Arbor (1978-82): Four-year letter-winner, three-year starter at point guard, two-year team captain, offered pro contract to play in English Basketball Association



MICHAEL BEAUMONT

DIRECTOR OF OPERATIONS

THIRD YEAR ON STAFF
CENTRAL ARKANSAS '00

In assembling her staff, Tennessee head women's basketball coach Holly Warlick's third hire was Director of Basketball Operations Michael Beaumont. He now is in year three in that capacity.

Previously, Beaumont was on the staff at Ole Miss as the Assistant Athletics Director for Football Operations from January 2008-12 working for (then) head football coach Houston Nutt.

"I have known Michael for a number of years and have always been impressed with the way he goes about his business," said Warlick. "Houston Nutt had nothing but glowing things to say about him and it will be great to have Michael's operations knowledge and experience on our staff."

A graduate of the University of Central Arkansas (2000, B.S.E in Health Education) and Arkansas State (1994, B.S. in Kinesiology & Exercise Science), Beaumont worked as an academic counselor for the University of Arkansas men's athletics department (2006-08), working primarily with football, before joining the Rebels.

It was during his time in the high school ranks that Nutt took notice of his abilities and invited Beaumont to join his staff at the University of Arkansas in 2006.

In 2008, Beaumont remained with Nutt's staff in a move that brought him new duties at the University of Mississippi. At Ole Miss, Beaumont was the personal assistant to the head coach and the head administrator for all matters that related to the staff, the student athletes and the program. Beaumont also served as one of the main contacts and liaison with all institutional departments, external agencies and the public relations for the football program. While at Ole Miss, the Rebels played in the Cotton Bowl in 2008 and 2009. During his time in Oxford, Beaumont had the opportunity to be a part of team that included now NFL greats Mike Wallace, Dexter McCluster and Michael Oher.

At Arkansas, he served as the academic counselor for the football team. Beaumont also served as the liaison between the faculty and the athletic department. He assisted in the management of tutors, mentors and learning specialist for his student-athletes with zero academic casualties. Additionally, he worked with camps and on-campus/official visits during recruiting. At Arkansas, Beaumont, had the opportunity to be a part of a team that enjoyed an SEC West Championship in 2006 and back to back January 1 bowls in 2006 and 2007. His student athletes included soon-to-be NFL stars Darren McFadden, Felix Jones and Peyton Hillis.

Prior to his stint in Fayetteville, Beaumont was a football and baseball coach at Lincoln (Ark.) High School and also served as assistant athletic director in addition to teaching from 2001-06. As the head baseball coach, he led his team to the 1-AAA conference championship in 2004 and was voted by his peers as the 2004 Conference Coach of the Year. The defensive coordinator on the high school football staff, he was the head coach of the junior high squad and guided Lincoln to the 2005 conference title championship on the football field .

Beaumont served as the head video coordinator at UCA in Conway during the 1999 football season while completing his degree in health education. He then moved to Mountain View (Ark.) High School to work as the defensive and offensive line coach for the 2000 and 2001 seasons.

Married to the former Susan Patton, Beaumont and his wife have two daughters - Monica and Rachel.

JANET McGEE

ASSISTANT TO THE HEAD COACH

THIRD YEAR ON STAFF
TENNESSEE TECH '81

Janet McGee, a long-time administrator, teacher and coach from Lenoir City High School, joined the Tennessee women's basketball staff as assistant to the head coach on Aug. 2, 2012. She is in her third season with the Lady Vols staff.

McGee had worked at LCHS since 1983 and was serving as assistant principal for freshmen as well as the school's athletic director prior to joining Holly Warlick's staff. During her 31-year tenure there, she also taught science, wellness, physical education and driver's education and coached basketball, softball and golf.

A 1981 graduate of Tennessee Technological University with a bachelor of science degree in secondary education, McGee added a master's in administration and supervision in 1993 and a specialist in education certificate in educational administration and supervision in 1995. She was a four-year member of the Tennessee Tech basketball team from 1977-82.

McGee's primary duties will include handling day-to-day operations in the office, assisting in on-campus recruiting activities and serving as a liaison for academics and community service.

JOSH BOUCHER

GRADUATE ASSISTANT

THIRD YEAR ON STAFF/FIRST AS GRADUATE ASSISTANT
TENNESSEE '13

Josh Boucher is in his first year as a graduate assistant and third year overall with the Tennessee women's basketball program. He spent the last two years on the Lady Vol staff, serving first as a manager in 2012-13 and then as a graduate manager in 2013-14.

A 2008 alumnus of Trinity Christian Academy in Jackson, Tenn., Boucher is a 2013 graduate of UT with a double major in drawing and art education. He is pursuing a master's degree in sport management at Rocky Top with plans to finish in 2015.

During his time with the program, Boucher has assisted with laundry, travel logistics, game and practice video, scouting reports and recruiting materials, using his degree in the creation of graphics for use via social media and signage.

Boucher is the recipient of the Steve and Kaye Maynard Women's Basketball Graduate Assistant Scholarship.

LEE TAYLOR

ASSOC. STRENGTH & CONDITIONING COACH

FOURTH YEAR AT TENNESSEE
MISSOURI VALLEY '08

Lee Taylor is in his second season as the strength and conditioning coach for the Lady Vol basketball program and is in his fourth year of working with the University of Tennessee.

Taylor was hired on Aug. 5, 2013, as associate strength and conditioning coach and is in charge of helping Holly Warlick's women's hoops team and Judy Pavon's Lady Vol golf squad get stronger and fit for competition.

Taylor possesses a B.A. in exercise science and athletic training that he earned in 2008 from Missouri Valley College and is a Certified Strength and Conditioning Specialist (C.S.C.S.) and a United States Weightlifting Sports Performance Coach (USAW).

As a performance coach for Performance Training Incorporated from 2008-09 and from January 2013 to July 2013, Taylor designed strength and conditioning protocols for basketball, baseball, football, rugby, swimming, tennis and wrestling athletes. He also worked as a speed, agility and quickness (SAQ) trainer for athletes of all ages and taught basketball-specific techniques at the UT Elite Basketball Camp.

He also has a highly-respected reputation from his prior experience under multiple head coaches with the UT strength and conditioning department.

Taylor came to Knoxville in July of 2008 and served until December of 2008 as an intern at UT. He went back to his alma mater to serve as director of strength and conditioning from August 2009 to August 2010 before returning to Knoxville. He served another internship from August 2010 to December 2010 and was hired as assistant strength and conditioning coach in January of 2011.

Following a stint as director of strength and conditioning at the University of Incarnate Word (April 2011-Jan. 2012), Taylor moved on to Eastern Illinois as interim director (Feb. 2012-May 2012), where his duties included working with the men's and women's basketball teams on their in-season strength programs.

Taylor returned to Knoxville in July 2012 as assistant strength and conditioning coach, where he served until Jan. 3, 2013. He assisted with the design and implementation of the in-season and off-season programs for football and aided with winter workouts for the baseball, track & field, rowing and dance teams.

ASHLEY WILSON

ASSOC. DIRECTOR OF SPORTS MEDICINE

SECOND YEAR AT TENNESSEE
LSU '06

Ashley Wilson, MHP, ATC, is in her second season as associate director of sports medicine at Tennessee. She is responsible for providing care for the Lady Vol basketball team and supervising athletic training efforts for volleyball.

Wilson joined the UT staff from Ole Miss, where she had served as the athletic trainer for the women's hoops team since May 2011.

Before arriving in Oxford, Wilson spent three seasons (2008-2011) at Lamar University, where she also worked with the women's basketball program.

Prior to joining the staff at Lamar, Wilson spent two years at the University of Oklahoma as a graduate assistant working with the Sooners' nationally-ranked women's volleyball team. She was awarded her master's degree in human relations from OU in May 2008.

From 2002 to 2006, Wilson served as an athletic training student at LSU. She worked with the football, women's basketball and women's tennis programs during her four years. Wilson also worked on the athletic training staff for the 2004 NCAA Women's Basketball Tournament First and Second Rounds, hosted by LSU.

Wilson received a Bachelor of Science degree in kinesiology with a concentration in athletic training from LSU in May 2006. A native of New Orleans, she is a board certified athletic trainer by the National Athletic Trainers' Association and has certification in CPR/AED and first aid.

The former Ashley Bonck married Dwight Wilson in June of 2009. They have a son, Cannon, and three dogs - Beaux, Colston and Hartley.

ALLISON MAURER

SPORTS NUTRITIONIST

EIGHTH YEAR AT TENNESSEE
OLIVET NAZARENE '02

Allison Maurer is responsible for performance nutrition for University of Tennessee Student-Athletes.

As part of her duties, she conducts team and individual nutrition sessions, grocery-shopping tours, and operates a nutrition area that is called the "fueling station."

She handles meal planning for football and women's basketball and works closely with Team ENHANCE and Team EXCEL in counseling eating disorders and disordered eating.

Maurer conducts body composition testing for various sports teams and educates athletes on how to fuel to improve body composition.

She is responsible for budgeting and ordering nutritional supplements for all sports and provides pre-workout fuel and post-workout recovery for all teams and works directly with training table to ensure the best nutrition for all athletes. She also oversees various protocols related to the health of the student-athletes.

Maurer also teaches two undergraduate nutrition classes, which are geared for male and female athletes looking to improve their performance through food, hydration and recovery.

She handles the budgeting, ordering and distribution of NCAA-compliant nutritional supplements for all UT sports.

A board certified specialist in sports dietetics, a certified strength and conditioning specialist and Vice President/Treasurer for the Collegiate and Professionals Sports Dietitians Association (CPSDA), Maurer is a member of the Academy of Nutrition and Dietetics (AND) and the National Strength and Conditioning Association (NSCA).

Prior to her appointment at the University of Tennessee, she was the sports dietitian and assistant strength and conditioning coach at the University of Colorado at Boulder from August 2004-October 2007.

Maurer received her master's degree in nutrition from Georgia State University and her bachelors of scie.nce degree in dietetics from Olivet Nazarene University.

BRIAN RUSSELL

ASSOC. DIRECTOR - THORNTON CENTER

12TH YEAR AT TENNESSEE
NOTRE DAME '03

A native of Lakeville, Ind., Brian Russell has been with the University since 2003 and with the Thornton Center since February of 2011. At the Thornton Center, Russell directs academic counseling for football and women's basketball, academic programming for high achievers, and the PREGAME summer bridge program for new student-athletes.

Previously at Tennessee, he worked as an academic advisor with the College of Education, Health and Human Sciences and as an Assistant Director of Arts and Sciences Advising Services.

Russell holds a bachelor's degree in sociology from the University of Notre Dame and a master's degree in college student personnel from the University of Tennessee and is in dissertation stages of completing a doctor of philosophy degree in socio-cultural studies in Sport, which involves research into the athletic and academic adjustment to college of first-year student-athletes.

BASKETBALL ADMINISTRATIVE SUPPORT

CINDY CONNATSER
SECRETARY TO THE ASSISTANT COACHES

SUZY SUTTON
SECRETARY TO THE HEAD COACH

KATIE WYNN
SECRETARY TO THE HEAD COACH EMERITUS

MANAGERS

KAT COFFEY

BRIAN JOHNSON

ANNAYA MOORE

SARAH WILKINSON

DR. CHRIS KLENCK

TEAM PHYSICIAN

NINTH YEAR AT TENNESSEE
PURDUE '95

Dr. Chris Klenck is in his ninth season as the head team physician on the UT Sports Medicine Staff. Klenck came to Knoxville in November 2006 following a primary care sports medicine fellowship at Indiana University Medical Center. He had served the Indianapolis hospital since June 2001 in the positions of Internal Medicine/Pediatrics Intern, resident and chief resident.

During fellowship training, Klenck was an assistant team physician for the Indianapolis Colts preseason training camps and assisted at Purdue University, his alma mater. He worked the NFL Scouting Combines in Indianapolis, has NCAA championships experience and served as a team physician in the Indiana high school ranks. Additionally, Klenck has earned board certifications in Internal Medicine, Pediatrics and Primary Care Sports Medicine.

In January 2013, he was named the Sports Medicine Person of the Year by the Tennessee Athletic Trainers' Society. An Evansville, Ind., native, Klenck earned his doctor of pharmacy degree from Purdue before completing his doctor of medicine degree at Indiana University School of Medicine. He is a member of the American Academy of Pediatrics, American College of Physicians, American Medical Society for Sports Medicine and American College of Sports Medicine.

Klenck is married to the former Laura Botto of Dayton, Ohio. They are the parents of three children: Jacob, Ben and Ella.

DONNA THOMAS

SENIOR ASSOCIATE ATHLETICS DIRECTOR

24TH YEAR AT TENNESSEE
TENNESSEE '82

Senior Associate Athletics Director Donna Thomas is in her 24th year of working in the University of Tennessee Athletics Department. She serves as UT's Senior Woman Administrator and is responsible of oversight of the women's basketball and men's and women's track & field/cross country programs.

Thomas spent the 2011-12 school year as the interim director of the Thornton Athletics Student Life Center. In that role, Thomas restructured and reorganized the Thornton Center staff, added new programming and services for the student-athletes, and began updating the facility. She spent a great deal of time speaking to groups across campus to learn more about academic programs while sharing insight on the requirements for students who represent Tennessee in twenty sports.

While at UT, Thomas has been responsible for numerous aspects of the former women's athletics department, some of which included oversight of facility construction and renovation, management of the Lady Vols' portion of the adidas contract, development and implementation of department policies and procedures, and oversight of the scheduling of competition for all sports. She also was the department liaison to the campus, serving as a member of multiple campus committees.

In July of 2011, Thomas completed a two-year term as co-chair of UT Knoxville's Council on Diversity and Interculturalism. She recently served as a member of the search committee for the Assistant Dean and Director of Undergraduate Admissions, and she was the department liaison to the Thornton Center for Academics and Student Life.

At the request of UT Knoxville Chancellor Jimmy G. Cheek, Thomas served as a member of the campus's Task Force on Civility and Community and was an integral member of the committee for the Celebration of African American Achievement.

Off campus, Thomas has served as the chair of the NCAA Division I Track and Field Committee and directed multiple championship events for the SEC and the NCAA and serves as the university's senior woman administrator with the SEC.

Thomas first joined the UT staff as the undergraduate head manager of the Lady Volunteer basketball team from 1978 to 1982, while working toward her bachelor's degree in secondary physical education. She then returned to UT in 1990 as a graduate assistant in athletic administration and earned her master's degree in recreation and athletic administration.

During her time away from UT, Thomas served as the director of recreation ministries for Christ United Methodist Church in Memphis from 1982 to 1990. At CUMC, she managed the athletic and activity program of the 5,000-member church; her responsibilities included program development and planning for ages two through senior adult.

DR. JIMMY G. CHEEK

UT KNOXVILLE CHANCELLOR

SIXTH YEAR AT TENNESSEE
TEXAS A&M '69

Jimmy G. Cheek became the seventh chancellor of the University of Tennessee, Knoxville, on February 1, 2009.

Within a year of taking office, the chancellor set a goal for UT to become a Top 25 public research university in a decade. The initiative sparked exciting momentum around improving undergraduate and graduate education, research, campus infrastructure, and additional financial resources.

Several new academic and student service buildings have been built or significantly renovated since 2009. An unprecedented $1 billion in campus construction is now underway or in the design or planning stages. A new student union, classroom and laboratory facilities, and a redeveloped residence hall village will open in the next several years.

Cheek has led great change in the university's delivery of core services that include student advising, tutoring, mentoring, and other support to help our students graduate on time and achieve their academic goals. These changes have dramatically improved retention and graduation rates and brought our metrics closer to those of our Top 25 peers.

The increased support for salaries has aided recruitment and retention efforts of world-class faculty and talented staff. Cheek also led an effort to enhance relationships with existing partners, including Oak Ridge National Laboratory, and to create new relationships that broaden research and opportunities for faculty-student collaborations.

A first-generation college student, Cheek has set in motion several initiatives to broaden diversity and student access to UT. The university's work on improving access led to Cheek's participation in the White House Summit on increasing college opportunity for low-income students.

He serves of the board of directors for the Association of Public and Land Grant Universities (APLU); as chairman of the group's Commission on Food, Environment, and Renewable Resources; and as a member of the APLU Presidential Advisory Committee on Energy. He serves on the UT-Battelle Board of Governors, the UT Health Sciences Center Board of Directors, the Tennessee Higher Education Commission Master Plan Steering Committee, and the board of the Knoxville Symphony Orchestra. He is chair of the Board of the International Fertilizer Development Center Advisory Committee, a new global research effort to develop and commercialize clean, environmentally sustainable, cost-effective, and renewable fertilizers.

Prior to his service with UT, Cheek was a member of the faculty and an administrator at the University of Florida for thirty-four years, last serving as senior vice president of agricultural and natural resources. While at Florida, he received the President's Medallion and Student Body Resolution 2009-104 for dedicated and loyal service to the university and outstanding service to students, respectively, and the Morton Wolfson Faculty Award for outstanding contributions to the quality of student life. He was named to the Academy of Teaching Excellence in 2008, a fellow of the American Association for Agricultural Education in 2005, and a fellow of the North American Colleges and Teachers of Agriculture in 1998. Cheek's research has focused on the influence of experiential learning on student achievement and educational accountability.

Cheek earned a bachelor's with high honors and a doctorate from Texas A&M. He received his master's from Lamar. A native of Texas, he is married to Ileen Cheek, and they have two children and three grandchildren.

DR. DONALD BRUCE

FACULTY ATHLETICS REPRESENTATIVE

16TH YEAR AT TENNESSEE
DREW UNIVERSITY '94

Donald Bruce is the Douglas and Brenda Horne Professor of Business in the Center for Business and Economic Research (CBER) and the Department of Economics at UT.

He joined the UTK faculty in 1999 after receiving his M.A. and Ph.D. in Economics from Syracuse University and his B.A. with honors in Economics from Drew University.

As a CBER economist, Dr. Bruce regularly provides objective, non-partisan policy research and evaluation under contracts with an array of government agencies at the federal and state levels. His recent work in CBER has included an ongoing evaluation of Tennessee's welfare program, Families First, for the Tennessee Department of Human Services, an analysis of teacher supply and demand in Tennessee for the Governor's Office of Education Policy, and a forecast of expenditures on Tennessee Education Lottery Scholarships for the Tennessee Higher Education Commission.

In addition to his CBER research, Dr. Bruce studies the economic and behavioral effects of tax policies on such things as small business activity and owner-occupied housing. His work has been presented and published in a variety of academic journals, edited volumes, and professional meetings. He has testified before Congress on the topic of internet taxation, and he presented his work on taxes and small business activity before the President's Advisory Panel on Federal Tax Reform in 2005.

Dr. Bruce teaches graduate and undergraduate courses on the economics of taxation and the economics of health and health care. He has served as the Director of Graduate Studies in Economics and the Director of the Undergraduate Major in Public Administration. Before becoming Faculty Athletics Representative, Dr. Bruce served for two years as chair of the Athletics Board's Fiscal Integrity and Long-Range Planning Committee. He has also served as chair of the UTK Faculty Senate's Budget and Planning Committee.

Dr. Bruce is an active member of the National Tax Association, the International Institute of Public Finance, and the American, Southern, and Western Economic Associations. His community service has included numerous economic and policy presentations for state and local organizations.

Dr. Bruce lives in Walland, Tenn, with his wife Jennifer, a mathematics teacher at Clayton-Bradley, and their daughter Annie, age seven.

DAVE HART

VICE CHANCELLOR/DIRECTOR OF ATHLETICS

FOURTH YEAR AT TENNESSEE
ALABAMA '71

The University of Tennessee named Dave Hart vice chancellor and director of athletics on Sept. 5, 2011. Hart has held leadership roles in athletics administration at East Carolina University, Florida State University and the University of Alabama.

"Under Dave's leadership, we are making huge strides toward achieving comprehensive excellence," said Chancellor Jimmy G. Cheek. "Our student-athletes have broken records with their academic performance, and their competitive spirit will drive them to win championships."

Among the many challenges and goals being addressed in the first three years of his tenure at Tennessee, Hart has led efforts which included the following:

• Restructured the athletics department to provide for greater efficiency.

• Hired the following head coaches: Butch Jones (football), Brian Pensky (soccer), Donnie Tyndall (Men's Basketball), Holly Warlick (women's basketball) and Beth Alford-Sullivan (Track & Field/Cross Country) while also naming Matt Kredich to lead a combined swimming and diving program.

• Named Dr. Joe Scogin to lead the Thornton Student Life Center. Dr. Scogin's efforts in reorganizing the Thornton Center have had an immediate impact, resulting in unprecedented academic success for Tennessee student-athletes.

• Redefined the athletic department Mission, VIsion and Values to focus on the student-athlete.

• Created a new administrative structure going through a "right-sizing" effort in conjunction with the implementation of combining the men and women's athletic programs into one while setting a direction and vision for all units within the department.

• The Compliance Department has been reorganized and capital projects have been reprioritized to dovetail into a strategic plan for the future.

• Policies and procedures have been strengthened throughout the department, as has overall communication.

• Fan experience enhancement options at Neyland Stadium and Thompson-Boling Arena have been prioritized.

• Launched the Campaign for Comprehensive Excellence, creating an opportunity for donors to partner with the athletic program toward achievement of this collective goal, prioritizing capital projects.

"It is an honor to serve in this leadership role at the University of Tennessee," Hart said. "Our mission to inspire student-athletes to achieve comprehensive excellence in competition, the classroom and community service. I am proud of the positive energy that our staff, coaches and student-athletes are generating. I am optimistic about what is on the horizon. The future is bright for Tennessee Athletics."

In December 2012, Hart hired Butch Jones from the University of Cincinnati as the head football coach at the University of Tennessee. Since assuming his new role, Jones has brought a renewed sense of energy and optimism, including a win over top 10-ranked South Carolina in October 2013 and signing a consensus top five recruiting class in February 2014.

Hart also hired Holly Warlick to follow the legendary Pat Summitt as the head coach of Tennessee's women's basketball program, and Warlick led the Lady Vols to the SEC championships in each of her first two seasons.

In 2012-13, Tennessee also won national championships in three events and finished third nationally in women's swimming and diving under Matt Kredich, the former UT women's coach whom Hart chose to lead a combined men's and women's swimming and diving. Hart also hired Brian Pensky to lead the Tennessee soccer program, and the squad made an NCAA tournament appearance in Pensky's first season. The team is primed for a giant leap forward in 2014. The men's basketball team made the Sweet 16 this season, and in April 2014, Hart hired Donnie Tyndall to lead the program moving forward.

In just under two years at Tennessee, Hart has worked with Chancellor Jimmy Cheek and VIce Chancellor for Finance and Administration Chris Cimino to build a long-term financial model for Tennessee Athletics.

In conjunction with Provost Susan Martin, the hiring of Dr. Joe Scogin as assistant provost and senior associate athletics director to lead the Thornton Student Life Center has led to excellent classroom performance by UT student-athletes. For the first time since available data was recorded, Tennessee student-athletes posted three consecutive semesters with a 3.00 GPA or above, also accomplishing the feat in three consecutive spring semesters. The Spring 2013 GPA of 3.05 was the highest combined GPA for UT student-athletes all-time. Also, In Spring 2014, four sports posted their highest GPA in team history, and 58% of student-athletes posted a 3.0 GPA or higher. In the most recent Spring semester, a record number of student-athletes graduated.

Comprehensive athletic success exemplified Hart's tenure as the Florida State athletic director, as a combined 35 ACC Championships were won by 10 different Seminole athletic programs during his tenure. Additionally, the Seminole football team won nine ACC titles and appeared in four national championship games, winning the 1999 BCS National Championship with a Sugar Bowl victory over Virginia Tech.

The men's outdoor track and field team also claimed two national championships during his tenure, while the baseball program appeared in the College World Series five times and the softball program won nine ACC titles and played in the Women's College World Series. During Hart's last year at Florida State, the Seminoles finished 15th in the Directors' Cup, an all-time high for the institution at that time.

Additionally, during Hart's three years at Alabama, the Crimson Tide football team claimed the 2009 BCS National Championship and the individual athletic teams posted eight combined top-three finishes nationally from 2009-11. Hart has more than 20 years of service as a director of athletics.

Highly respected as a visionary and industry leader, Hart's career has featured service as the president of both the National Association of Collegiate Directors of Athletics and the Division IA Athletics Directors' Association. A former recipient of the Robert R. Neyland Award honoring lifetime achievement, Hart has also been named by his colleagues as the Athletic Director of the Year for the Southeast Region in both 2000 and 2005, one of a few select individuals to receive the honor multiple times.

During his 13 years at Florida State, Hart negotiated unprecedented, multi-million dollar contracts for the department totaling in excess of $175 million and devised and executed an extensive and comprehensive facilities master plan for athletics eclipsing the $150 million mark. Hart initiated a multi-faceted Student Development/Life Skills program for all student-athletes at FSU, an endeavor recognized nationally as a "Program of Excellence" by the Division I-A Athletics Directors' Association.

"Dave is as good an athletic director as there is in the country," legendary Florida State Head Football Coach Bobby Bowden said. "He's as sharp of an AD as I've been around in 57 years. He knows what's important, and he's a builder."

In recognizing Hart's position within intercollegiate athletics, ACC Commissioner John Swofford said, "Dave Hart is one of the best and most respected athletics administrators in the business. He thoroughly understands the nuances of major college athletics, and he has superb values to go along with his vast experience in the field. He is a proven leader at the

conference and national levels."

While at FSU, Hart made many key hires, including the hiring of FSU's first two African-American basketball coaches, including current men's coach Leonard Hamilton, as well as their first African-American senior-level administrator. He also placed a significant focus on the growth of women's athletics at FSU, a commitment reflected in increased funding, competitive success and facility upgrades.

Academic success also accompanied Hart's time at FSU, as the school became home to the inaugural National Student-Athlete of the Year, a State of Florida Woman of the Year recipient, and two Rhodes Scholars. A record number of FSU student-athletes made the ACC Academic Honor Roll, were recipients of NCAA post-graduate scholarship awards and obtained degrees. Student-athlete community service involvement became a priority under Hart with student-athletes contributing more than 5,000 hours in community outreach projects.

Hart has also earned the Athletics Directors' Award for advancing the quality and progress of student-athletes and the athletics program while at Florida State. In 2008, he received the James J. Corbett Award, the highest honor bestowed by National Association of College Directors of Athletics.

Hart's commitment to service includes considerable time on numerous national and conference committees, including the NCAA Council, the NCAA Honors and Awards Committee and the NCAA Special Events and Postseason Bowls Committee, and he has been a consultant to the NCAA Student-Athlete Advisory Council.

Hart was one of 11 athletic directors nationally who worked with an advisory group of athletic directors to presidents and conference commissioners in ongoing meetings and discussions regarding post-season football format options and similar issues related to the football postseason. In addition to his prominent leadership roles nationally, Hart chaired and had direct involvement with the renegotiations of both of the ACC's football and basketball television contracts and chaired the ACC Television Committee as well as the ACC Men's Basketball and Football committees.

He also served as Chairman of the NCAA Football Board of Directors where he represented NACDA and served with commissioners of Division I-A conferences as well as past NCAA President Myles Brand.

Hart served as Executive Director of Athletics at Alabama from August 2008 until accepting his leadership role with the Volunteers. A 1971 Alabama graduate, Hart played basketball for the Crimson Tide under legendary head coach C.M. Newton and earned a master's degree from UA in 1972 while working as a graduate assistant basketball coach.

Hart met his wife, the former Pam Humble, while at Alabama. The couple has three children: Rick, who serves currently as the athletic director at SMU, Jamie and Kelly. The Harts are the grandparents of five grandchildren: Trevor, Caroline, McKinley, Olivia and Kingsley.

EXECUTIVE ATHLETICS STAFF

JON GILBERT
EXECUTIVE SENIOR ASSOCIATE ATHLETICS DIRECTOR

CHRIS FULLER
SENIOR ASSOCIATE ATHLETICS DIRECTOR FOR DEVELOPMENT AND EXTERNAL RELATIONS

BRETT HUEBNER
SENIOR ASSOCIATE ATHLETICS DIRECTOR FOR BUSINESS OPERATIONS/CFO

DR. JOE SCOGIN
SENIOR ASSOCIATE ATHLETICS DIRECTOR/ ASSISTANT PROVOST

JIMMY STANTON
SENIOR ASSOCIATE ATHLETICS DIRECTOR, COMMUNICATIONS

DONNA THOMAS
SENIOR ASSOCIATE ATH. DIRECTOR/SENIOR WOMAN ADMINISTRATOR

MIKE VOLLMAR
SENIOR ASSOCIATE ATHLETICS DIRECTOR

MIKE WARD
SENIOR ASSOCIATE ATH. DIRECTOR FOR ADMIN. & SPORT PROGRAMS

SENIOR ATHLETICS STAFF

JOE ARNONE
ASSOCIATE AD - TICKET OPERATIONS

ANGIE BOYD-KECK
ASST. AD-BUSINESS/ INTERNAL AFFAIRS

JIMMY DELANEY
ASST. AD - SALES & MARKETING

TODD DOOLEY
ASSISTANT AD - COMPLIANCE

DAVID ELLIOTT
ASSISTANT AD - EVENT MANAGEMENT

GREG HULEN
ASSOCIATE AD - DEVELOPMENT

TYLER JOHNSON
ASSOCIATE AD - BUSINESS/ INTERNAL AFFAIRS

DAVE LAWSON
DIRECTOR OF STRENGTH & CONDITIONING

JASON McVEIGH
DIRECTOR OF SPORTS MEDICINE

THOMAS MOATS
DIRECTOR OF INFORMATION TECHNOLOGY

CHRIS SPOGNARDI
DIRECTOR OF FOOTBALL OPERATIONS

CARMEN TEGANO
ASSOCIATE AD

DARA WORRELL
ASSOCIATE AD

JASON YELLIN
ASSISTANT AD - MEDIA RELATIONS

KEVIN ZURCHER
ASSISTANT AD - FACILITIES AND ATHLETIC GROUNDS

STEVE EARLY
VOL NETWORK GENERAL MANAGER

2014-15 TENNESSEE LADY VOLS

CIERRA BURDICK

FORWARD 11

SENIOR • 3L • 6-2
CHARLOTTE, N.C. • BUTLER H.S.

CAREER HONORS

- SEC All-Tournament -- 2014
- SEC Community Service Team -- 2014
- SEC Academic Honor Roll -- 2014
- Volscars Female Best Supporting Role Award -- 2014
- SEC Player of the Week -- 2013-14 (2/3)
- SEC Academic Honor Roll -- 2013
- SEC Player of the Week -- 2012-13 (March 4)
- SEC First-Year Academic Honor Roll -- 2012
- SEC Freshman of the Week -- 2011-12 (Feb. 20)

2013-14 – JUNIOR

- Started a career-high 25 games and played in all 35 contests for the Lady Vols, posting career-best scoring (8.7) and rebounding averages (7.3).
- Was Tennessee's second-leading rebounder at 7.3 rpg. and ranked No. 11 in the SEC.
- Drew starting nods in the first six games and last 17, winding up as Tennessee's second-leading rebounder.
- Grabbed 10 or more rebounds in five of the last eight games of the season and did so nine total times during the 2013-14 campaign.
- Notched 13 double-figure scoring outings in 2013-14, including three 20-plus point showings (Alabama, 21; LSU, 22; St. John's, 21).
- Had six double-doubles as a junior and ran her career total to 12.
- Named to SEC All-Tournament Team, averaging 8.3 points and 10.3 rebounds per game in the Lady Vols' run to their 17th tourney championship.
- Driving force in UT's SEC semifinal win vs. Texas A&M, grabbing 10 boards and putting up nine points; also took two charges, providing a defensive spark in the matchup.
- Recorded her fifth double-double of the season against LSU in the SEC Tournament, notching 10 points and 11 boards - tying her season high in rebounds.
- During NCAA play, she averaged 10.3 points and 8.0 rebounds per game. Her scoring average was second best on the squad, and she was third in rebounding.
- Scored a career-high 22 points and grabbed 10 rebounds in UT's 72-67 road win over LSU on Feb. 27.
- Named SEC Player of the Week after averaging 18.5 points, 9.0 rebounds, 3.0 assists, 1.5 steals and 1.0 blocks in UT's victories over Arkansas and Alabama. In the two games, she combined to shoot 68.2% (15-22) from the field, including 71.4% (5-7) beyond the arc.
- Had 21 points on 10-of-14 shooting and 11 rebounds in UT's NCAA Second Round win over St. John's.
- Hit eight of 13 shots to score 21 and added 11 rebounds as Tennessee came from 15-down to win at Alabama.

2012-13 - SOPHOMORE

- Was a presence on the boards as a sophomore, leading Tennessee in rebounding on nine occasions and hitting double figures in caroms six times.
- Had five double-doubles and scored in double figures 11 times.
- Missed eight games after fracturing the fourth metacarpal in her shooting hand on Dec. 31.
- Scored 15 points and added a career-high 14 rebounds in reserve during an 82-72 victory over No. 19/19 Texas A&M that clinched the SEC regular-season title.
- Named the Regions Bank Player of the Game after finishing with 14 points, eight rebounds, two assists and two blocks against Florida in UT's 82-73 win in the SEC Tournament quarterfinals.
- Earned her first SEC Player of the Week honor after recording her third double-double in four games, scoring 11 points and grabbing 11 rebounds at No. 10/10 Kentucky on March 3.
- Notched her second career double-double, posting 15 points and 10 boards in the victory over her home-state school, No. 22/nr North Carolina, on Dec. 2.
- Tied her then-career high in rebounds as she grabbed a team-best 10 boards at No. 23/23 Miami while also playing a career-best 32 minutes.
- Named the Auto Zone Player of the Game in the 71-54 victory over No. 22/20 Georgia Tech as she recorded new career highs in points (16), field goals made (6) and 3-pointers made (3).

2011-12 - FRESHMAN

- One of only four Lady Vols to play in all 36 games, getting the starting nod in three-consecutive games from Jan. 26 to Feb. 2.
- Ranked third on team in field goal percentage at .463, connecting on 63 of 136 tries.
- Hit double figures in scoring five times and broke into the scoring column in 27 contests.
- Averaged 5.8 points and 3.5 rebounds per contest in SEC play as a rookie.
- Came off the bench to score a then-career-high 15 points and added three steals and two boards in 24 minutes vs. #20/21 DePaul (12/11).
- Tied her then-career high with 15 points vs. LSU (1/19), connecting on five of 10 attempts in a career-best 31 minutes of duty.
- Posted her first career double-double, tallying 14 points on five-of-six shooting and pulling down 10 rebounds in 26 minutes of action off the bench vs. Middle Tennessee (11/29).
- Named SEC Freshman of the Week on Feb. 20 after games vs. Mississippi State (2/16) and Ole Miss (2/19).
- Earned her first career start at Alabama (1/26) and scored nine points and tied her high for minutes with 31.

USA/AAU BASKETBALL

- Four-time gold medalist with USA Basketball.
- Won gold for the USA in June at the 2014 FIBA 3x3 World Championship in Moscow, Russia, with Sara Hammond (Louisville), Jewell Loyd (Notre Dame) and Tiffany Mitchell (South Carolina).
- The USA quartet qualified for the world tourney in May by winning at the 2014 USA Basketball Women's 3x3 National Championship in Colorado Springs.
- Her USA U19 team was named USA Basketball's Team of the Year after bringing home gold from the 2011 World Championships in Puerto Montt, Chile.
- Along with UT teammate Ariel Massengale, USA went 8-1 as Burdick chipped in 5.7 ppg and 6.0 rpg in 14.2 mpg.

- Also won gold at both the 2010 FIBA U17 World Championship and 2009 FIBA Americas U16 Championship.
- On the AAU circuit, she played for Boo Williams in 2010; Team Unique from 2007-2009; Carolina Comets in 2003 and 2004, and the Queen City Jewels in 2002, 2005 and 2006.

HIGH SCHOOL

- Helped her Butler teams compile an 86-7 record over three years.
- Averaged 23.1 ppg., 15.3 rpg., 5.4 apg., 5.0 bpg. and 4.1 spg. as a senior, while shooting 61.0 percent from the field, 48.0 percent from three-point land and 85.0 percent from the free throw line.
- Averaged 18.9 ppg., 10.3 rpg., 3.5 apg., 2.5 spg. and 1.6 bpg. as a junior in 2009-10 to propel Butler to the North Carolina Class 4A state title and a 26-4 record.
- As a sophomore in 2008-09, she averaged 12.8 ppg., 11.1 rpg., 1.8 apg., 2.1 spg. and 1.4 bpg. in pacing her team to a 30-2 record.
- She started her high school basketball career at South Mecklenburg High School (S.C.) and averaged 10.9 ppg., 7.4 rpg. and 1.4 apg. as a freshman in 2007-08.
- McDonald's, Parade, USA Today and WBCA High School All-American (2011).
- Parade third team and ESPN Rise All-America first team (2010).
- Gatorade North Carolina Girls Basketball Player of the Year (2010, 2011).
- Associated Press North Carolina Player of the Year (2011) and Co-Player of the Year (2010).
- *Charlotte Observer* North Carolina Ms. Basketball.
- *Charlotte Observer* Mecklenburg County Co-Player of the Year (2010) and All-Mecklenburg First Team (2010).
- *Charlotte Observer* All-State first team (2009, 2010, 2011).
- MVP of the North Carolina Class 4A state title game (2010), scoring 28 points and grabbing 14 rebounds.

PERSONAL

- Full name is Cassidie Cierra Burdick.
- Born on Sept. 30, 1993, in Charlotte, N.C.
- Parents are Lisa Burdick and Derrick Heard.
- Has a brother, C.J., and twin sisters, Emma and Jillian Heard.
- Had open heart surgery (ASD repair) when she was two.
- A gifted student, she earned a weighted 4.28 GPA and was a member of the National Honor Society.
- Active in her community, she served as lead counselor for her school's basketball camp and volunteered with several charities, including the U.S. Marine Corps Toys for Tots Foundation.
- Created a community outreach program with other UT student-athletes called "DREAM" team.
- Her great grandfather, Lloyd Burdick, played tackle for the NFL's Chicago Bears with Red Grange and Bronko Nagurski in 1931-32.
- Cierra is majoring in communication studies and would like to pursue a career in broadcast journalism.
- Recipient of Randall Keith Nutt Athletic Scholarship Endowment.
- Follow @C_Burdick11 on Twitter and @c_burdick11 on Instagram.

BURDICK'S CAREER STATISTICS

Season	GP-GS	MIN/MPG	FGs	FG Pct	3FGs	3FG Pct	FTs	FT Pct	O-R-Reb	RPG	PF-FO	Asst	TO	Blk	Stl	Pts	PPG
11-12	36-3	485/13.5	63-136	.463	4-12	.333	35-46	.761	33-68-101	2.8	45-0	34	40	21	10	165	4.6
12-13	27-16	657/24.3	86-190	.453	6-17	.353	49-64	.766	68-111-179	6.6	71-1	41	53	21	23	227	8.4
13-14	35-25	971/27.7	117-298	.393	9-25	.360	63-83	.759	82-174-256	7.3	81-3	70	68	14	22	306	8.7
Totals	**98-44**	**2113/21.6**	**266-624**	**.426**	**19-54**	**.352**	**147-193**	**.762**	**183-353-536**	**5.5**	**197-4**	**145**	**161**	**56**	**55**	**698**	**7.1**

2013-14 SEASON HIGHS

Points:	22 // LSU, 2/27/14
Rebounds:	11 // St. John's, 3/24/14*
Assists:	7 // Florida, 1/23/14*
Steals:	3 // Mississippi St., 1/16/14
Blocks:	3 // Ole Miss, 1/9/14
Field Goals:	10 // St. John's, 3/24/14
3-Pointers:	3 // Alabama, 2/2/14
Free Throws:	7 // LSU, 2/27/14*
Minutes:	39 // Kentucky, 2/16/14*

CAREER HIGHS

Points:	22 // LSU, 2/27/14
Rebounds:	14 // Texas A&M, 2/28/13
Assists:	9 // Old Dominion, 12/28/11
Steals:	3 // Mississippi St., 1/16/14*
Blocks:	4 // Kentucky, 3/3/13
Field Goals:	10 // St. John's, 3/24/14
3-Pointers:	3 // Alabama, 2/2/14*
Free Throws:	7 // LSU, 2/27/14*
Minutes:	39 // Kentucky, 2/16/14*

SEC HIGHS

Points:	22 // LSU, 2/27/14
Rebounds:	14 // Texas A&M, 2/28/13
Assists:	7 // Florida, 1/23/14
Steals:	3 // Mississippi St., 1/16/14
Blocks:	4 // Kentucky, 3/3/13
Field Goals:	8 // Alabama, 2/2/14
3-Pointers:	3 // Alabama, 2/2/14
Free Throws:	7 // LSU, 2/27/14*
Minutes:	39 // Kentucky, 2/16/14*

NCAA HIGHS

Points:	21 // St. John's, 3/24/14
Rebounds:	11 // St. John's, 3/24/14
Assists:	3 // Northwestern St., 3/22/14
Steals:	2 // Oklahoma, 3/31/13
Blocks:	2 // DePaul, 3/19/12
Field Goals:	10 // St. John's, 3/24/14
3-Pointers:	1 // St. John's, 3/24/14*
Free Throws:	5 // Oklahoma, 3/31/13
Minutes:	34 // St. John's, 3/24/14

**Indicates most recent high*

ANDRAYA CARTER

GUARD 14

RS-SOPHOMORE • 1L • 5-9
FLOWERY BRANCH, GA. • BUFORD H.S.

CAREER HONORS

- SEC All-Freshman Team -- 2014
- SEC Academic Honor Roll -- 2014
- SEC First-Year Academic Honor Roll -- 2013

2013-14 – REDSHIRT FRESHMAN

- Named to the SEC All-Freshman Team.
- Started 21 of 35 games as a redshirt freshman, guiding the team to a 14-2 record over the final 16 games after the team's starting point guard, Ariel Massengale, was lost to injury.
- Averaged 7.8 points, shot 45.9% from the field and led the team with 44 assists (vs. 26 turnovers) and 28 steals during that stretch.
- Was instrumental in UT's 20-point win over Florida, the game Massengale was hurt, dishing out a career-high eight assists while matching her season high in scoring with 14 points.
- Stepped in to start for Massengale against Texas A&M, playing all 40 minutes and scoring 10 points, including a perfect 4-4 from the FT line in the key road victory over the SEC leaders at the time.
- Recorded the first three-game stretch of her career scoring 10 or more points in back-to-back-to-back games against Florida (14), Texas A&M (10) and Arkansas (10).
- Notched 14 points, going a perfect 4-4 in FTs, in UT's 73-61 regular-season finale win against No. 4/5 South Carolina.
- Had a strong defensive impact in the SMU game, guarding top player Keena Mays and preventing her from her usual 20+ point game with only 12 points on three-of-14 shooting.
- Was the only Lady Vol of the season to snag five steals in a game, recording a career high in that category at home against Vanderbilt.
- Averaged 9.0 points and 2.7 rebounds per game during SEC Tournament action, as Tennessee claimed its 17th postseason league championship.
- Hit two three-pointers to help Tennessee to a total of eight vs. North Carolina and finished with 10 points vs. the Tar Heels.

2012-13 - FRESHMAN

- Started the first five games and played in seven contests as a rookie before redshirting due to injury.
- Injured her right shoulder vs. Miami and later re-injured it vs. Middle Tennessee and North Carolina.
- Had surgery on that shoulder on Dec. 13 to repair a labral tear and missed remainder of the season.
- Became the 17th freshman to start her first career game as a Lady Vol, notching four points, two rebounds and two steals in 17 minutes against Chattanooga.
- Had four assists, four rebounds, three points and only one turnover in 36 minutes in a start at No. 22/20 Georgia Tech that gave Holly Warlick her first victory as head coach.
- Led the Lady Vols to another key early-season road victory, going 4-5 from the arc and 4-4 from the free throw line for a career-high 16 points in 28 minutes at No. 23/23 Miami.
- Shot 90 percent from the charity stripe (9-10) in her limited action as a true freshman.

USA/AAU BASKETBALL

- Member of the 2010 USA Youth Olympic Games Team that posted a 6-1 slate and captured the bronze medal in Singapore.
- Participated in the 2009 USA U16 National Team Trials.
- Played AAU ball for Georgia Elite.

HIGH SCHOOL

- Ranked No. 21 on HoopGurlz Class of 2012 ESPNU 100 Rankings.
- Honored as a 2010 ESPN Rise Underclass All-American.
- Missed more than half of her senior season while recovering from a torn ACL in her left knee and played last few games of her career with a partially-separated shoulder.
- Had career highs of 31 points (2009) and 13 rebounds (2010).
- Averaged 14.8 points, 6.6 rebounds and 3.7 steals as a junior.
- Numbers included 17.6 points, 6.5 rebounds, 4.7 assists, 5.7 steals and 2.2 blocks as a sophomore.
- Georgia Sports Writers Association All-State First Team (2009, 2010, 2011), Honorable Mention (2012) and GSWA Player of the Year (2010, 2011).
- Georgia Athletic Coaches Association All-State (2009-12) and GACA Player of the Year in (2011).
- Atlanta Tip-Off Club All-Metro Team (2009, 2010, 2011, 2012).
- *Atlanta Journal Constitution* All-Gwinnett County First Team (2009, 2010, 2011) and Second Team (2012).
- *Gainesville Times* Player of the Year (2011) and All-Area Team (2009, 2010, 2011).
- Gwinnett Tip-Off Club Player of the Year (2010, 2011).
- 6AA All-Region (2009, 2010, 2011, 2012) and Region 6AA Player of the Year (2010, 2011).
- Led Buford to AA state titles from 2009-11 and a runner-up finish in 2012.

PERSONAL

- Full name is Andraya "Draya" Nichole Carter.
- Born on Nov. 12, 1993, in Decatur, Ga., and signed with UT on her 18th birthday.
- Parents are Gary "Tyke" and Jessica Lhamon.
- Siblings include Alli, Zoey and Curt Lhamon and Chris and Shay Carter.
- Has a pet snake named "Nothing."
- Majoring in communication studies.
- Recipient of Sam & Millie Gelber Winners' Circle Scholarship.
- Follow @DrayaNichole on Twitter and @drayanichole on Instagram.

CARTER'S CAREER STATISTICS

Season	GP-GS	MIN/MPG	FGs	FG Pct	3FGs	3FG Pct	FTs	FT Pct	O-R-Reb	RPG	PF-FO	Asst	TO	Blk	Stl	Pts	PPG
12-13	7-5	144/20.6	11-30	.367	6-16	.375	9-10	.900	3-8-11	1.6	14-0	13	10	1	9	37	5.3
13-14	35-21	921/26.3	85-186	.457	28-71	.394	45-65	.692	43-51-94	2.7	92-1	81	49	6	56	243	6.9
Totals	**42-26**	**1065/25.4**	**96-216**	**.444**	**34-87**	**.391**	**54-75**	**.720**	**46-59-105**	**2.5**	**106-1**	**94**	**59**	**7**	**65**	**280**	**6.7**

2013-14 SEASON HIGHS

Points:	14 // South Carolina, 3/2/14*
Rebounds:	7 // Tenn. State, 12/17/13
Assists:	8 // Florida, 1/23/14
Steals:	5 // Vanderbilt, 2/10/14
Blocks:	1 // St. John's, 3/24/14*
Field Goals:	6 // Ole Miss, 1/9/14
3-Pointers:	3 // Florida, 1/23/14
Free Throws:	4 // South Carolina, 3/2/14*
Minutes:	40 // Texas A&M, 1/26/14

CAREER HIGHS

Points:	16 // Miami, 11/18/12
Rebounds:	7 // Tenn. State, 12/17/13
Assists:	8 // Florida, 1/23/14
Steals:	5 // Vanderbilt, 2/10/14
Blocks:	1 // St. John's, 3/24/14*
Field Goals:	6 // Ole Miss, 1/9/14
3-Pointers:	4 // Miami, 11/18/12
Free Throws:	4 // South Carolina, 3/2/14*
Minutes:	40 // Texas A&M, 1/26/14

SEC HIGHS

Points:	14 // South Carolina, 3/2/14*
Rebounds:	6 // Missouri, 2/23/14*
Assists:	8 // Florida, 1/23/14
Steals:	5 // Vanderbilt, 2/10/14
Blocks:	1 // LSU, 2/27/14*
Field Goals:	6 // Ole Miss, 1/9/14
3-Pointers:	3 // Florida, 1/23/14
Free Throws:	4 // South Carolina, 3/2/14*
Minutes:	40 // Texas A&M, 1/26/14

NCAA HIGHS

Points:	7 // St. John's, 3/24/14*
Rebounds:	2 // St. John's, 3/24/14*
Assists:	3 // Maryland, 3/30/14*
Steals:	4 // St. John's, 3/24/14
Blocks:	1 // St. John's ,3/24/14
Field Goals:	3 // Northwestern St., 3/22/14
3-Pointers:	1 // Northwestern St., 3/22/14
Free Throws:	3 // St. John's, 3/24/14
Minutes:	39 // St. John's, 3/24/14

**Indicates most recent high*

DIAMOND DeSHIELDS

GUARD 10

SOPHOMORE • TR • 6-1
NORCROSS, GA. • NORCROSS H.S.

CAREER HONORS

- USBWA National Freshman of the Year -- 2014
- espnW National Freshman of the Year -- 2014
- Full Court National Freshman of the Year -- 2014
- AP All-America Honorable Mention Team -- 2014
- Full Court Freshman All-America First Team -- 2014
- Full Court All-America Honorable Mention -- 2014
- ACC Rookie of the Year -- 2014
- All-ACC First Team -- 2014
- ACC All-Freshman Team -- 2014
- All-ACC Tournament -- 2014
- Three-time ACC Rookie of the Week -- 2014
- ACC Player of the Week -- 2013-14 (Feb. 11)
- NCAA.com Nat'l. Player of the Week -- 2013-14 (Feb. 11)
- USBWA and espnW National Player of the Week -- 2013-14 (Feb. 17 & 18)
- John R. Wooden Top-15 List -- 2014
- Naismith Award Midseason Top-30 List --2014
- Preseason All-ACC -- 2013-14
- ACC Newcomer Preseason Watch List -- 2013-14

2014-15 – SOPHOMORE AT TENNESSEE

- Sitting out season as a redshirt per NCAA transfer rules.

2013-14 – FRESHMAN AT N. CAROLINA

- Named consensus national freshman of the year.
- Selected as an honorable mention All-American by Associated Press and Full Court.
- Only first-year player in 2014 John R. Wooden Top 15.
- Named to All-ACC First Team and All-Freshman Team.
- Averaged 18.0 points, 5.4 rebounds, 2.6 assists and 1.7 steals per game as a freshman at UNC in 2013-14.
- Shot 42.6% from the field and 77.6% from the free throw line for the Tar Heels.
- Set four ACC freshman marks, including points (648), field goals (248), field goals attempted (582) and double figure scoring games (32).
- Averaged 21.3 points per contest during the ACC Tournament for North Carolina, earning all-tourney accolades.
- In ACC play, she averaged 19.8 points per contest to lead all freshmen.

- Named espnW National Player of the Week on Feb. 16 after her 38-point effort (the highest single-game effort ever by a UNC freshman) keyed the Tar Heels to an 89-82 win at NC State.
- Tallied 30 points vs. No. 3 Duke on Feb. 10.
- Posted 24 points and 12 rebounds vs. Michigan State in the 2014 NCAA Second Round.
- Scored 19 points as UNC ousted top-seed South Carolina from the 2014 NCAA tourney.

USA/AAU BASKETBALL

- Led Team USA to the gold medal at the 2012 FIBA Under-17 World Championships and was named MVP.
- Also won gold at the 2012 USA 3x3 U18 World Championships, as the youngest member of the 2011 U19 World Championship Team and with the 2010 U18 Championship Team.
- Played for the Georgia Pistols (2007 AAU national champions), Georgia Elite (2008 AAU national runners-up) and Georgia Ice (2009 AAU national champs).

HIGH SCHOOL

- Ranked No. 3 in 2013 espnW HoopGurlz Top 100.
- Rated as a five-star recruit on that list and the No. 3-ranked guard.
- All-Star Girls Report ranked her the nation's No. 2 player.
- WBCA High School Player of the Year (2013).
- Naismith Girl's High School Player of the Year (2013).
- USA TODAY All-USA Player of the Year (2013)
- WBCA All-American (2013).
- McDonald's All-American (2013).
- Parade Magazine All-American (2010, 2013).
- *USA TODAY* All-USA Team (2011, 2012, 2013)
- ESPN Rise National Freshman of the Year (2010).
- Gatorade State Player of the Year (2011).
- Miss Georgia Basketball (2011, 2013).
- Georgia Sports Writers Association Class 5A Player of the Year (2010, 2012).
- *Atlanta Journal-Constitution* All-Georgia Class 5A first team (2010, 2011, 2012).
- Averaged 26.0 points, 7.0 rebounds, 4.5 steals and 3.8 assists as a senior in leading Norcross to its third state title in four seasons.
- Put up 20.7 points, 6.8 rebounds, 4.1 steals and 3.7 assists per game as a junior in 2012.
- Scored a school-record 2,324 points at Norcross.

PERSONAL

- Full name is Diamond Danae-Aziza DeShields.
- Announced decision to transfer to UT from UNC on June 12, 2014, and enrolled in school in July for the second semester of summer school.
- Born on March 5, 1995, in West Palm Beach, Fla.
- Parents are Tisha DeShields and Delino DeShields.
- Has two brothers, Delino Jr. and D'Angelo, and two sisters, Denim and Delaney.
- Mother was an All-America track & field athlete (heptathlon, 1991) at Tennessee.
- Father played 13 years of Major League Baseball with stints in Montreal, L.A. (Dodgers), St. Louis, Baltimore and Chicago (Cubs).
- Her brother, Delino, Jr., was selected by the Houston Astros with the eighth overall pick in the 2010 MLB draft and is working his way through the minor leagues.
- Majoring in journalism and electronic media.
- Recipient of Landauer & Schmidt Winners' Circle Scholarship.
- Follow @DDeShields23 on Twitter and @dddeshields on Instagram.

DeSHIELDS' CAREER STATISTICS

Season	GP-GS	MIN/MPG	FGs	FG Pct	3FGs	3FG Pct	FTs	FT Pct	O-R-Reb	RPG	PF-FO	Asst	TO	Blk	Stl	Pts	PPG
13-14*	36-32	1003/27.9	248-582	.426	48-172	.279	104-134	.776	41-153-194	5.4	88-5	92	122	10	61	648	18.0
Totals	**36-32**	**1003/27.9**	**248-582**	**.426**	**48-172**	**.279**	**104-134**	**.776**	**41-153-194**	**5.4**	**88-5**	**92**	**122**	**10**	**61**	**648**	**18.0**

** at North Carolina*

2013-14 SEASON HIGHS (UNC)

Points:	38 // NC St., 2/16/14
Rebounds:	12 // Michigan St., 3/25/14
Assists:	7 // Charleston So., 12/14/13
Steals:	5 // Arizona St., 11/29/13*
Blocks:	2 // South Carolina, 3/30/14*
Field Goals:	12 // NC St., 2/16/14*
3-Pointers:	5 // Duke, 3/8/14*
Free Throws:	9 // UT Martin, 3/23/14*
Minutes:	40 // Arizona St., 11/29/13

CAREER HIGHS (UNC)

Points:	38 // NC St., 2/16/14
Rebounds:	12 // Michigan St., 3/25/14
Assists:	7 // Charleston So., 12/14/13
Steals:	5 // Arizona St., 11/29/13*
Blocks:	2 // South Carolina, 3/30/14*
Field Goals:	12 // NC St., 2/16/14*
3-Pointers:	5 // Duke, 3/8/14*
Free Throws:	9 // UT Martin, 3/23/14*
Minutes:	40 // Arizona St., 11/29/13

ACC HIGHS (UNC)

Points:	38 // NC St., 2/16/14
Rebounds:	9 // Notre Dame, 2/27/14*
Assists:	5 // Georgia Tech, 2/6/14*
Steals:	3 // Wake Forest, 1/23/14
Blocks:	2 // Duke, 2/10/14*
Field Goals:	12 // NC St., 2/16/14*
3-Pointers:	5 // NC St., 2/16/14*
Free Throws:	9 // NC St., 2/16/14*
Minutes:	36 // NC St., 2/16/14

NCAA HIGHS (UNC)

Points:	24 // Michigan St., 3/25/14
Rebounds:	12 // Michigan St., 3/25/14
Assists:	4 // UT Martin, 3/23/14
Steals:	3 // Michigan St., 3/25/14
Blocks:	2 // South Carolina, 3/30/14
Field Goals:	9 // Michigan St., 3/25/14
3-Pointers:	1 // Stanford, 4/1/14*
Free Throws:	9 // UT Martin, 3/23/14
Minutes:	39 // Stanford, 4/1/14

**Indicates most recent high*

KORTNEY DUNBAR

GUARD/FORWARD 13

FRESHMAN • HS • 6-2
EDWARDSVILLE, ILL. • EDWARDSVILLE H.S.

USA/AAU BASKETBALL

- Played for Midwest Elite-Platinum AAU team.
- Participated in 2013 USA 3-on-3 U18 Team Trials.

HIGH SCHOOL

- Ranked No. 78 in 2014 espnW HoopGurlz Top 100.
- Rated as a four-star recruit on that list and the No. 22-ranked wing player.
- All-Star Girls Report ranked her the No. 65 player in the country.
- Blue Star ranked her the No. 74 player in the nation.
- SchollyMe All-World Game participant (2014).
- McDonald's All-American nominee (2014).
- Associated Press Class 4A All-State First Team (2014) and Second Team (2013).
- Illinois Basketball Coaches Association (IBCA) Class 4A All-State First Team (2014) and Second Team (2013).
- Selected to play in IBCA All-Star Game (2014).
- *Champaign News-Gazette* All-State First Team (2014).
- *Chicago Tribune* All-State Girls Basketball Second Team (2014).
- *Edwardsville Intelligencer* Girls Basketball MVP (2014).
- *Belleville News-Democrat* Class 3A-4A Player of the Year (2014).
- St. Louis All-Metro First Team (2013) and Second Team (2014).
- Southwestern Conference All-Conference First Team (2013, 2014).
- Southwestern Conference Academic All-Conference (2013, 2014).
- Averaged 16.8 ppg. and 9.7 rpg., and hit 57 three-pointers as a senior.
- Also had 59 assists, 44 blocks and 36 steals for EHS in 2013-14.
- Finished her career with 1,205 points and 546 rebounds, both ranking sixth in EHS history.
- Had single-game prep career highs of 28 points and 23 rebounds, both as a senior.
- She played on teams that accumulated a 118-5 record.
- Averaged 14.4 ppg. and 5.6 rpg., and drained 55 threes as a junior.
- Also recorded 64 steals, 57 assists and 31 blocks in 2012-13.

PERSONAL

- Full name is Kortney Nicole Dunbar.
- Nicknames include Kort and KD.
- Born on July 3, 1996, in Florissant, Mo.
- Parents are Mark and Christine Dunbar.
- Has an older sister, Kirstin.
- Majoring in recreation and sport management.
- Recipient of the Jim Stockdale Basketball Scholarship Endowment.
- Follow @Kortney_Dunbar1 on Twitter and @kdunbar13 on Instagram.

BASHAARA GRAVES

FORWARD 12

JUNIOR • 2L • 6-2
CLARKSVILLE, TENN. • CLARKSVILLE H.S.

CAREER HONORS

- SEC Academic Honor Roll -- 2014
- Naismith Trophy Early Season Watch List -- 2013-14
- Wooden Award Preseason Top 30 -- 2013-14
- "Wade Watch" List -- 2014
- Media & Coaches Preseason All-SEC -- 2013-14
- Full Court National Freshman of the Year – 2013
- Full Court First-Team Freshman All-American -- 2013
- WBCA Honorable Mention All-American -- 2013
- WBCA All-Region 3 Nominee -- 2013
- Coaches SEC Freshman of the Year -- 2013
- Associated Press SEC Newcomer of the Year -- 2013
- Coaches All-SEC First Team -- 2013
- Associated Press All-SEC Second Team -- 2013
- Coaches SEC All-Freshman Team -- 2013
- SEC First-Year Academic Honor Roll -- 2013
- SEC Freshman of the Week -- 2012-13 (Nov. 12, Dec. 3, Dec. 31, Jan. 14)
- Volscars Women's Co-Rookie of the Year -- 2013

2013-14 - SOPHOMORE

- Started 30 of 35 games as a sophomore and was UT's third leading rebounder (6.8 rpg.) and fourth-leading scorer (9.3 ppg.) despite dealing with nagging injuries.
- Led the team in rebounding on eight occasions in 2013-14 while notching six games with 10 or more boards.
- Ranked No. 3 in the SEC in offensive rebounds per contest at 3.2.
- Set a school record with 14 offensive rebounds against Georgia Tech, recording 18 total rebounds, the most by a Lady Vol since Glory Johnson on March 19, 2012.
- Tallied a double-double against Georgia Tech by adding 23 points to those 18 caroms and also dishing out five assists.
- Posted double-doubles in two other games, including vs. Oakland (15/11) and SMU (10/10).
- Racked up a team-leading 20 points with seven rebounds against Kentucky on Feb. 16 for her second 20+ point outing of the season.

- Led the team in scoring with 17 points against Tennessee State, going a perfect 6-of-6 from the field and 5-of-6 from the free throw line.
- Put up 14 points, going 6-of-9 from the field, with five rebounds at Stanford.
- Notched back-to-back double-digit outings in the SEC Tournament with 14 points vs. LSU and 14 points against Texas A&M while grabbing nine boards in both games as UT went on to win the championship.
- Scored in double figures three times during a stretch of four games with 13 at Mississippi State, 17 vs. Florida and 10 at Texas A&M, where the Lady Vols handed the Aggies their first SEC loss.
- Averaged 10.0 rebounds per contest in NCAA play to lead Tennessee in that category.
- Had a team-best 14 rebounds while adding five points and two blocks vs. Maryland in the NCAA Sweet 16.
- In UT's NCAA First Round game against Northwestern State, she led the team with 12 boards, recording her fifth double-figure rebounding outing of the season.

2012-13 - FRESHMAN

- Named SEC Freshman of the Year, All-SEC First-Team and SEC All-Freshman Team
- Was the Lady Vols' No. 1 rebounder (8.0) and No. 2 scorer (13.2) as a rookie, ranking seventh and 11th overall (No. 1 in both among freshmen), respectively, in the SEC in those categories.
- Graves' rebounding and scoring averages ranked No. 4 and No. 10, respectively, among all-time freshmen at Tennessee.
- Led Tennessee and was fourth in the SEC in double-doubles as a freshman, posting 10 such performances.
- In UT history, only Chamique Holdsclaw (16) and Sheila Frost (11) had more double-doubles as freshmen than Graves, who tied Candace Parker with 10 and was one ahead of Tamika Catchings (9).
- Among those were double-double efforts vs. Stanford (15 pts., 12 rebs.), Notre Dame (19/13) and Louisville (11/10).
- Posted a double-double in her second career game, tallying 18 points and 12 rebounds, to go along with four steals, in a key early win at No. 22/20 Georgia Tech.
- Scored in double figures 29 times in 35 games, including the first eight contests of the season.
- Notched a career-high 23 points (8-11 FG/7-7 FT) and added eight rebounds in the SEC home-opener vs. No. 10/11 Georgia.
- While surrounded by three defensive players, she scored UT's game-winning basket with .8 seconds remaining in the Lady Vols' 64-62 victory at LSU and finished with 17 points.
- Corralled at least 10 rebounds on 11 occasions as a freshman, tying for fifth-most in the conference.
- Had 20 points, six rebounds and three steals in a key road win at Miami (Fla.).
- Had a career-best 14 rebounds vs. Rutgers and also contributed 11 points in a 66-47 home victory.

USA/AAU BASKETBALL

- Four time gold medalist with USA Basketball.
- Played on the USA U19 squad that captured gold at the 2013 U19 Championships in Lithuania, starting all nine contests as the Americans went undefeated.
- She averaged 8.4 points and 6.2 rebounds, and led the team with a .592 field goal percentage.
- Played on the gold-medal-winning USA Basketball U18 National Team at the 2012 FIBA Americas Championship for Women in Gurabo, Puerto Rico, on Aug. 15-19.
- Averaged 7.4 points, 6.8 rebounds and 19.4 minutes over five contests.
- Previously was a member of the gold medal-winning Team USA U16 team at FIBA Americas and U17 squad at FIBA World Championships.
- Played AAU ball with the Clarksville Lady Shox.

HIGH SCHOOL

- During her four-year career, she started all 135 games and amassed 2,397 points, 1,591 rebounds, 493 assists, 297 steals and 348 blocked shots.
- Averaged 21.3 points, 11.8 rebounds, 3.4 assists, 2.5 steals and 2.3 blocks as a senior while shooting 63.9 percent from the field and 73.7 percent from the free throw line.
- Had points/rebounds averages of 17.9/13.9 as junior, 14.0/12.0 as a sophomore and 15.3/10.1 as a freshman.
- Ranked No. 5 on HoopGurlz Class of 2012 ESPNU 100 Rankings.
- ESPN, McDonald's, Parade Magazine and WBCA All-American (2012).
- All-USA First Team by USA Today and MaxPreps All-America Third Team (2012).
- Parade Magazine All-America Fourth Team (2010).
- ESPN Rise Underclass All-American (2010).
- Tallied 12 rebounds and seven points in 2012 McDonald's All-American Game, hitting a free throw with 0.3 seconds remaining to give the East a 79-78 victory.
- Played in 2012 WBCA All-American Game, joining UT teammate Jasmine Jones on the victorious White squad.
- Gatorade Tennessee Girls Basketball Player of the Year (2012).
- Tennessee Sports Writers Association Class 3A All-State Team (2010, 2011, 2012).
- The *Leaf-Chronicle* All-Area Girls Basketball Player of the Year (2011, 2012).
- District 10AAA and Region 9AAA MVP (2011, 2012) and four-time All-District 10AAA.
- Led her team to a 37-1 record as a senior, with the lone loss coming in the Class 3A state semifinals.
- Had 28 points and 22 rebounds in Clarksville's 2012 TSSAA AAA state quarterfinal game.

PERSONAL

- Full name is Bashaara Keyana Graves
- Born on March 17, 1994, in Clarksville, Tenn.
- Mother is Keinya Graves.
- Siblings include brothers Donovan Young and Giovanni Marshall and sisters Ke'Undrea Ogburn and Semajia Ogburn.
- Majoring in sociology.
- Recipient of the Betty J. Basler Winners' Circle Scholarship.
- Follow @BASH931 on Twitter and @bash931 on Instagram.

GRAVES' CAREER STATISTICS

Season	GP-GS	MIN/MPG	FGs	FG Pct	3FGs	3FG Pct	FTs	FT Pct	O-R-Reb	RPG	PF-FO	Asst	TO	Blk	Stl	Pts	PPG
12-13	35-34	1046/29.9	165-316	.522	0-4	.000	131-187	.701	120-161-281	8.0	64-1	42	66	13	49	461	13.2
13-14	35-30	875/25.0	122-228	.535	0-3	.000	82-119	.689	111-127-238	6.8	68-1	42	53	8	14	326	9.3
Totals	**70-64**	**1921/27.4**	**287-544**	**.528**	**0-7**	**.000**	**213-306**	**.696**	**231-288-519**	**7.4**	**132-2**	**84**	**119**	**21**	**63**	**787**	**11.2**

2013-14 SEASON HIGHS

Points:	23 // Georgia Tech, 11/17/13
Rebounds:	18 // Georgia Tech, 11/17/13
Assists:	5 // Georgia Tech, 11/17/13
Steals:	3 // Troy, 12/14/13
Blocks:	2 // Maryland, 3/30/14
Field Goals:	9 // Georgia Tech, 11/17/13
3-Pointers:	--
Free Throws:	8 // LSU, 3/7/14
Minutes:	38 // Kentucky, 2/16/14

CAREER HIGHS

Points:	23 // Georgia Tech, 11/17/13*
Rebounds:	18 // Georgia Tech, 11/17/13
Assists:	5 // Georgia Tech, 11/17/13*
Steals:	4 // LSU, 2/7/13*
Blocks:	2 // Maryland, 3/30/14*
Field Goals:	9 // Georgia Tech, 11/17/13*
3-Pointers:	--
Free Throws:	9 // Notre Dame, 1/28/13
Minutes:	40 // Notre Dame, 1/28/13

SEC HIGHS

Points:	23 // Georgia, 1/6/13
Rebounds:	12 // Florida, 1/13/13
Assists:	5 // Auburn, 2/21/13
Steals:	4 // LSU, 2/7/13
Blocks:	1 // South Carolina, 3/2/14*
Field Goals:	9 // Alabama, 1/20/13
3-Pointers:	--
Free Throws:	7 // Arkansas, 2/24/13
Minutes:	38 // Kentucky, 2/16/14*

NCAA HIGHS

Points:	11 // Louisville, 4/2/13*
Rebounds:	14 // Maryland, 3/30/14
Assists:	3 // Louisville, 4/2/13*
Steals:	3 // Louisville, 4/2/13*
Blocks:	2 // Maryland, 3/30/14
Field Goals:	3 // Louisville, 4/2/13*
3-Pointers:	--
Free Throws:	5 // Louisville, 4/2/13*
Minutes:	35 // Maryland, 3/30/14

Indicates most recent high

ISABELLE HARRISON

CENTER 20

SENIOR • 3L • 6-3
NASHVILLE, TENN. • HILLSBORO H.S.

CAREER HONORS

- Full Court Third-Team All-American -- 2014
- AP Honorable Mention All-American -- 2014
- WBCA Honorable Mention All-American -- 2014
- WBCA All-Region 3 Nominee -- 2014
- AP All-SEC First Team -- 2014
- Coaches All-SEC First Team -- 2014
- SEC Academic Honor Roll -- 2014
- SEC Tournament MVP -- 2014
- SEC All-Tournament Team -- 2014
- SEC Academic Honor Roll -- 2013
- SEC First-Year Academic Honor Roll -- 2012

2013-14 - JUNIOR

- Had a break-out junior season that earned her All-SEC First Team accolades as well as third team All-America recognition from Full Court and honorable mention status from Associated Press and the WBCA.
- Earned SEC Tournament MVP honors after leading UT to its 17th postseason league title, averaging 19.0 points and 10.0 rebounds per game in the tourney.
- Set a Tennessee junior record and led the SEC with 18 double-doubles, passing the previous record holder, Chamique Holdsclaw, who had 16 in 1997-98.
- Only Candace Parker had more double-doubles in a season with 21 as a sophomore in 2006-07.
- From Dec. 14, 2014 to Jan. 9, 2014, posted seven-straight games with double-doubles, setting a Lady Vol record for consecutive double-doubles. [Troy (13 pts., 12 rebs.), Tennessee State (12 pts., 11 rebs.), Stanford (10 pts., 13 rebs.), Lipscomb (26 pts., 15 rebs.), LSU (26 pts., 10 rebs.), Georgia (18 pts., 10 rebs.) and Ole Miss (16 pts., 10 rebs.)].
- Scored in double figures in 31 of 35 contests, including 20 games in a row from Nov. 29-Feb. 20.
- Racked up 20 contests with 10 or more rebounds.
- Shot 57.7% from the field in 2013-14 and averaged 9.3 rpg. and 13.6 ppg. to rank first, second and 18th, respectively, in the SEC in those categories.
- Finished her junior campaign 10th on UT's all-time career blocks chart with 105 in three seasons.
- Shot 59.1 percent (26-44) from the field in three SEC Tourney games.
- Notched her 17th double-double of the year vs. Texas A&M in the SEC Tournament semifinals with a team-best 20 points and 13 boards.
- Led the team in scoring (21 pts.) and rebounding (12 rebs.) in UT's SEC quarterfinal win over LSU.
- Matched her career high in points with 26 against LSU, on Jan. 2, 2014. In the final seven minutes against the Tigers, she had 14 points, four rebounds and one steal, going a perfect 4-for-4 from the field and 6-of-8 in free throws.
- Racked up a career-best 26 points in 18 minutes of action against Lipscomb on Dec. 29 while snagging a personal-best and team-leading four steals.
- Grabbed a career-high 18 rebounds and scored 10 points in the win over Georgia Tech on Nov. 17.

2012-13 - SOPHOMORE

- Posted double-doubles in two of her first three games as a sophomore, establishing herself as a consistent inside scoring and rebounding threat for Tennessee.
- Ended up posting six double-doubles on the season and notched double-digit scoring performances on 14 occasions and rebounding efforts 10 times.
- Did so despite missing 10 games due to injuries to her right ankle (Texas – 1 game) left knee (Notre Dame – 6 games) and right knee (Texas A&M regular season – 3 games).
- Posted (then) career highs at South Carolina in UT's victorious SEC opener with 18 points, 14 rebounds and seven blocked shots in 35 minutes, and also added two steals and an assist while hitting nine of 12 shots from the field vs. the #18/15 Gamecocks.
- That blocks total vs. USC tied for fourth-highest ever by a Lady Vol.
- Also had six blocked shots to go along with 10 points and five rebounds in an overtime win over Middle Tennessee.
- Also had 18 points the game before vs. Rutgers, while adding 11 rebounds, six steals, two assists and a block.
- Also had 18 points and 11 boards vs. North Carolina, helping UT to a key early season win over the No. 22/nr Tar Heels.
- After missing the SEC Tournament with a right knee injured suffered vs. No. 13/15 Texas A&M in the regular season, Harrison returned for the NCAA Tournament and played well against Oklahoma in the Oklahoma City Regional Semifinal game with 12 points, eight rebounds and three blocks.
- She had 11 points and six boards vs. No. 16/17 Louisville in the OKC Regional Final.
- Ranks seventh in UT history in career blocks per game average after two seasons at 1.23.

2011-12 - FRESHMAN

- Scored in double figures three times as a freshman while appearing in 30 games.
- Ranked fifth on the team with 17 blocked shots.
- Came off the bench against Chattanooga (1/3) to knock down a career-high 13 points against the Lady Mocs and tie her career best with five field goals in a season-best 20 minutes of duty.
- Recorded 10 points against Old Dominion (12/28), tying a career best with five field goals in 14 minutes.
- Saw 19 minutes in reserve at Alabama (1/26), recording 10 points and six rebounds in the win.
- Was credited with being the spark that helped the Lady Vols pull away from #7 Miami (11/15), scoring four points and adding two boards and a block in nine minutes off the bench.
- Came up with five points, four rebounds and a blocked shot in eight minutes off the bench against Auburn (2/5) and was called the catalyst in the win by Coach Summitt.
- Carded 19 minutes of action against Middle Tennessee (11/29), registering seven points and nine rebounds.
- Earned action in the NCAA First Round, entering the contest to tally three points and four rebounds in 11 minutes vs. UT Martin (3/17).
- Started attending classes at UT in June, enabling her to get in the weight room and also play in the Pilot Rocky Top League, where she got experience competing with and against former and current Lady Vols.

USA/AAU BASKETBALL

- Harrison was an AAU teammate of fellow Lady Vol Ariel Massengale, playing for the Tennessee Flight.
- The Flight won the 2010 Nike Nationals in Augusta, Ga., going undefeated in the process.
- USA Basketball U17 team trial invitee (2010).

HIGH SCHOOL

- Helped Hillsboro to a 36-1 record en route to the 2009 Tennessee AAA State Championship.
- Shot 61.0 percent from the field as a senior, averaging 19.3 ppg. (491 points) and 13.1 rpg. (255 rebounds) with 7.1 blocks per contest (131 blocked shots).
- Garnered all-district and second-team all-state accolades (2011).
- Averaged 14.6 ppg. and 9.6 rpg. with 38 blocks and 51 steals as a junior.
- All-District and All-Region (2010).
- Tallied 430 points, averaging 11.6 ppg, in addition to posting 255 rebounds, 78 steals and 52 blocks as a sophomore in 2008-09.

PERSONAL

- Full name is Isabelle Hannah "Izzy" Harrison.
- Born on Sept. 27, 1993, in Nashville, Tenn.
- Parents are Dennis and Ida Harrison.
- Harrison's 11 siblings include: Idette, Dennis, Jr., Danielle, David, Dianne, Daniel, Della, DeeDee, Isaiah, Ian and Dorie.
- Two of her older brothers, D.J. and David, play basketball overseas.
- Older sister, DeeDee, is a former middle blocker on the Lady Vol volleyball team who now plays professionally.
- Her father played in the NFL for 10 seasons with the Philadelphia Eagles, the then-Los Angeles Rams, San Francisco 49ers and Atlanta Falcons.
- Earned a degree in communication studies in three years and is pursuing a graduate degree in agricultural leadership, education and communications.
- Recipient of Perry Stuart Smith Women's Basketball Scholarship Endowment.
- Follow @OMG_itsizzyb on Twitter and @omg_itsizzyb on Instagram.

HARRISON'S CAREER STATISTICS

Season	GP-GS	MIN/MPG	FGs	FG Pct	3FGs	3FG Pct	FTs	FT Pct	O-R-Reb	RPG	PF-FO	Asst	TO	Blk	Stl	Pts	PPG
11-12	31-0	259/8.4	33-90	.367	0-1	.000	36-58	.621	38-45-83	2.7	40-1	3	23	17	7	102	3.3
12-13	25-17	519/20.8	97-200	.485	0-0	.000	44-63	.698	60-128-188	7.5	52-0	23	68	52	26	238	9.5
13-14	35-34	806/23.0	183-317	.577	0-0	.000	109-163	.669	109-217-326	9.3	94-2	35	96	36	33	475	13.6
Totals	**91-51**	**1584/17.4**	**313-607**	**.516**	**0-1**	**.000**	**189-284**	**.665**	**207-390-597**	**6.6**	**186-3**	**61**	**187**	**105**	**66**	**815**	**9.0**

2013-14 SEASON HIGHS

Points:	26 // LSU, 1/2/14*
Rebounds:	18 // Georgia Tech, 11/17/13
Assists:	6 // Alabama, 2/2/14
Steals:	4 // Lipscomb, 12/29/13
Blocks:	3 // Auburn, 2/20/14*
Field Goals:	11 // Lipscomb, 12/29/13
3-Pointers:	--
Free Throws:	12 // LSU, 1/2/14
Minutes:	35 // Kentucky, 2/16/14

CAREER HIGHS

Points:	26 // LSU, 1/2/14*
Rebounds:	18 // Georgia Tech, 11/17/13
Assists:	6 // Alabama, 2/2/14
Steals:	6 // Rutgers, 12/30/12
Blocks:	7 // South Carolina, 1/3/13
Field Goals:	11 // Lipscomb, 12/29/13
3-Pointers:	--
Free Throws:	12 // LSU, 1/2/14
Minutes:	35 // Kentucky, 2/16/14*

SEC HIGHS

Points:	26 // LSU, 1/2/14
Rebounds:	16 // Kentucky, 2/16/14
Assists:	6 // Alabama, 2/2/14
Steals:	3 // Ole Miss, 2/6/14
Blocks:	7 // South Carolina, 1/3/13
Field Goals:	9 // South Carolina, 3/2/14*
3-Pointers:	--
Free Throws:	12 // LSU, 1/2/14
Minutes:	35 // Kentucky, 2/16/14*

NCAA HIGHS

Points:	12 // Northwestern St., 3/22/14*
Rebounds:	11 // St. John's, 3/24/14
Assists:	3 // St. John's, 3/24/14
Steals:	1 // Maryland, 3/30/14*
Blocks:	3 // Oklahoma, 3/31/13*
Field Goals:	5 // Northwestern St., 3/22/14*
3-Pointers:	--
Free Throws:	4 // Creighton, 3/25/13
Minutes:	29 // Louisville, 4/2/13

**Indicates most recent high*

JASMINE JONES

FORWARD 2

JUNIOR • 2L • 6-2
MADISON, ALA. • BOB JONES H.S.

2013-14 – SOPHOMORE

- Played in 34 games and got starting nods on seven occasions as a sophomore.
- Recorded four outings with 10 or more points and led the team in rebounding on two occasions.
- Bolstered her reputation as the team's defensive stopper, able to cover any position on the floor.
- Against Maryland in the Sweet 16, put up 11 points, going 4-of-6 in field goals and 3-of-4 from the free throw line, while also grabbing two rebounds and one steal in 17 minutes.
- In NCAA games, was 10-of-12 from the free throw line, shooting 83.3 percent.
- Instrumental off the bench in the Lady Vols' 20-point win against Florida, tying her season high in scoring with 13 points, draining a career-high three treys, and tying her season high in steals (2) and field goals (5).
- Pulled down a team-best six rebounds and tied her season high in scoring with 13 points at Vanderbilt, while adding one block and one steal.
- Grabbed 10 boards and was one point away from her first career double-double against Troy on Dec. 14.
- Notched her second game of the season in double figures in rebounds, as she brought down 10 against LSU while adding eight points on Jan. 2.

2012-13 - FRESHMAN

- Was Tennessee's first player off the bench in 18 of 35 games as a freshman, and she played in all 35 contests.
- Perhaps the most athletic player on the roster, she hit double figures in scoring on five occasions and in rebounding once.
- Averaging 4.7 points and 3.9 rebounds for the entire season, she elevated her numbers to 6.0 points and 4.0 rebounds in NCAA tournament play.
- Scored a career-high 14 points and added eight points, four blocks an assist and a steal vs. Alabama, which happens to be her mom's alma mater.
- Grabbed a career-best 11 rebounds in only her second college game, also contributing six points and an assist as Tennessee bounced back from a season-opening loss with a big road victory over No. 16/20 Georgia Tech.
- Posted 12 points, seven boards, four assists and a block in the SEC opener vs. No. 13/11 Georgia.
- Named the AutoZone Player of the Game after scoring 12 points, grabbing six rebounds and snagging two steals in UT's 83-64 victory over Vanderbilt.
- Worked hard for 10 points and nine caroms in road win at no. 12/20 Texas.

USA/AAU BASKETBALL

- Played AAU ball for the Southern Starz.

HIGH SCHOOL

- Ranked No. 39 on HoopGurlz ESPNU 100 Rankings.
- WBCA All-American (2012).
- Played in 2012 WBCA All-American Game, joining UT teammate Bashaara Graves on the winning White squad.

- Gatorade State Player of the Year (2012).
- 6A Player of the Year (2011, 2012).
- 6A All-State First Team (2010, 2011, 2012).
- 6A State Championship MVP (2011).
- North/South All-Star MVP (2011).
- Alabama Miss Basketball (2012).
- *Huntsville Times* Elite Basketball POY (2010, 2012).
- Birmingham Super 5 (2010, 2011, 2012).
- Averaged 21 points, 12 rebounds, four assists and three blocks as a senior and shot 57 percent from the floor.
- Averaged 14 points, 15 rebounds and four assists as a junior and 17, 10 and two, respectively, as a sophomore.
- Career highs were 38 pts. (2010) and 20 rebounds (2012).
- Led BJHS to a state title in 2011 and second place in 2012.

PERSONAL

- Full name is Jasmine Daishawn Jones.
- Born on Sept. 29, 1993, in Huntsville, Ala.
- Mother is Latrish Jones, a former women's hoops standout player at Alabama.
- Member of honor roll at Bob Jones High School.
- Was a 5-8 high jumper for the BJHS track team.
- Majoring in sociology.
- Jones is the recipient of the Emily Yoakum Winners' Circle Scholarship.
- Follow @dai_jones02 on Twitter and @dai_jones02 on Instagram.

JONES' CAREER STATISTICS

Season	GP-GS	MIN/MPG	FGs	FG Pct	3FGs	3FG Pct	FTs	FT Pct	O-R-Reb	RPG	PF-FO	Asst	TO	Blk	Stl	Pts	PPG
12-13	35-1	565/16.1	69-155	.445	0-2	.000	28-47	.596	53-83-136	3.9	51-1	24	52	10	31	166	4.7
13-14	34-7	534/15.7	58-162	.358	8-15	.533	38-58	.655	48-72-120	3.5	62-0	32	70	10	32	162	4.8
Totals	**69-8**	**1099/15.9**	**127-317**	**.401**	**8-17**	**.471**	**66-105**	**.629**	**101-155-256**	**3.7**	**113-1**	**56**	**122**	**20**	**63**	**328**	**4.8**

2013-14 SEASON HIGHS

Points:	13 // Florida, 1/23/14*
Rebounds:	10 // LSU, 1/2/14*
Assists:	4 // Oakland, 11/24/13
Steals:	3 // Auburn, 2/20/14*
Blocks:	2 // South Carolina, 3/2/14
Field Goals:	5 // Florida, 1/23/14*
3-Pointers:	2 // Florida, 1/23/14
Free Throws:	4 // Northwestern St., 3/22/14
Minutes:	27 // Vanderbilt, 1/12/14

CAREER HIGHS

Points:	14 // Alabama, 1/20/13
Rebounds:	11 // Georgia Tech, 11/11/12
Assists:	4 // Oakland, 11/24/13*
Steals:	4 // Ole Miss, 2/10/13
Blocks:	4 // Alabama, 1/20/13
Field Goals:	6 // Vanderbilt, 2/17/13
3-Pointers:	2 // Florida, 1/23/14
Free Throws:	4 // Northwestern St.,3/22/14*
Minutes:	28 // Missouri, 1/10/13

SEC HIGHS

Points:	14 // Alabama, 1/20/13
Rebounds:	10 // LSU, 1/2/14
Assists:	4 // Georgia, 1/6/13
Steals:	4 // Ole Miss, 2/10/13
Blocks:	4 // Alabama, 1/20/13
Field Goals:	6 // Vanderbilt, 2/17/13
3-Pointers:	2 // Florida, 1/23/14
Free Throws:	4 // Alabama, 1/20/13
Minutes:	28 // Missouri, 1/10/13

NCAA HIGHS

Points:	11 // Maryland, 3/30/14
Rebounds:	7 // Northwestern St., 3/22/14
Assists:	2 // Northwestern St., 3/22/14
Steals:	2 // Creighton, 3/25/13
Blocks:	1 // Northwestern St., 3/22/14
Field Goals:	4 // Maryland, 3/30/14
3-Pointers:	--
Free Throws:	4 // Northwestern St., 3/22/14
Minutes:	20 // Oral Roberts, 3/23/13

**Indicates most recent high*

ARIEL MASSENGALE

POINT GUARD 5

SENIOR • 3L • 5-7
BOLINGBROOK, ILL. • BOLINGBROOK H.S.

CAREER HONORS

- SEC Academic Honor Roll -- 2014
- Naismith Trophy Early Season Watch List -- 2013-14
- NCAA Player of the Week -- 2013-14 (Nov. 11 - Nov. 18)
- SEC Player of the Week -- 2013-14 (Nov. 11- Nov. 18)
- Preseason Coaches Second-Team All-SEC -- 2012-13
- Full Court Freshman All-America First Team -- 2012
- SEC All-Freshman Team -- 2012
- SEC Freshman of the Week -- 2011-12 (12/5, 1/16)

2013-14 – JUNIOR

- Finished the season as UT's third-leading scorer, averaging 12.5 points, and leading the way with 5.8 assists per contest and a 2.3 assist-to-turnover ratio.
- Her per game assist average of 5.8 last season was the fourth-highest in school history.
- Started all 19 games she played, dishing out five or more assists in 14 of those contests.
- Missed the final 16 games, though, after suffering a facial injury in the first half vs. Florida in Knoxville on Jan. 23.
- With her two assists against Florida, she surpassed Kristen "Ace" Clement (429) in UT's record book, moving into ninth with 430 career assists.
- Recorded back-to-back 20+ point outings for the first time in her career, notching 23 points against Ole Miss after tossing in a personal-best 28 points at Georgia.
- Against UGA, 23 of her 28 points came in the second half, and she went a perfect 10-for-10 on her free throws.
- Had a career-high 13 assists and added 10 points against Virginia and posted 16 points, five assists and five boards vs. SMU at the Junkanoo Jam in Freeport, Bahamas.
- Averaged 13 points, nine assists and three rebounds in those two games at the Junkanoo Jam to make the all-tourney team and lead UT to the Lucaya Division championship.
- After three stellar games (North Carolina, Chattanooga and Georgia Tech) of leading UT in scoring twice and sinking career highs in points and rebounds, she won SEC and NCAA Player of the Week from Nov. 11-18.
- Recorded a career-high 20 points vs. North Carolina, leading the team in points as well as in assists (7).
- Massengale had a career-best five three-pointers vs. UNC (5-of-9) and was 5-of-6 on free throws.
- Earned her second double-double of the year and third of her career, dishing out 12 assists to go with 10 points against LSU on Jan. 2.
- Produced 17 points, four assists and four rebounds at Stanford in a December setback.
- Led UT with 16 points and five assists vs. Chattanooga, connecting on four of five three-pointers.

2012-13 - SOPHOMORE

- Came off the bench the first four games before establishing herself as the starting point guard in 30 contests.
- Scored in double figures 13 times and led the team in three-pointers on 10 occasions while averaging 7.9 points and 4.5 assists per contest.
- That assist average ranked her sixth in the SEC for all games in 2012-13, and her 5.1 apg average in league contests rated her fifth.
- Her 4.7 career assists per game average through two seasons stands No. 3 all-time at Tennessee.
- Scored a career-high 15 points and added seven assists, three rebounds and a steal in 37 minutes vs. No. 12/20 Texas.
- Posted her first career double-double, tallying 10 points and 10 assists in a home win over Auburn.
- Had nine assists vs. No. 2/3 Notre Dame and eight vs. Ole Miss.
- Scored 15 points and chipped in four assists, two steals and a block in the overtime triumph over Middle Tennessee.
- Connected on 10-of-10 free throws and finished with 14 points in a key early road win at No. 23/23 Miami.
- Attempted the third highest free throw total on the team, connecting on .778 (70-90) of her tries.
- Scored 13 vs. Oral Roberts and 11 vs. Creighton in home NCAA tournament games.

2011-12 - FRESHMAN

- Appeared in 33 games, getting 24 starts and scoring in double figures on 10 occasions.
- Started in opener vs. Pepperdine (11/13), becoming only the 14th freshman to start her first game as a Lady Vol after being anointed UT's point guard in March by Pat Summitt while she was still in high school.
- Recorded 162 assists as a rookie, the most-ever by a UT freshman and the eighth-best total in school history.
- Ranked second in the SEC with that total, as well, with an average of 4.9 per game.
- Led the league in assist-to-turnover ratio at 2.1.
- Fourth best free throw shooter in the league at .776 (66-85).
- Named SEC Freshman of the Week on Jan. 16 after dishing out a Lady Vol rookie-record 12 assists in a home win over Vanderbilt (Jan. 15).
- Also named SEC Freshman of the Week on Dec. 5 after scoring 14 vs. Middle Tennessee and 10 vs. Texas and dishing out five assists in each game.
- Also hit double figures in assists against Alabama, posting 11 against the Tide (1/26).
- Shot a perfect 6-6 from the floor (4-4 from three) to collect a career-high 19 points against Chattanooga (1/3).
- Came up one assist shy of a double-double against Georgia (1/5), hitting for 19 points for the second straight game and adding nine assists.
- Hit six of nine shots against MTSU (11/29), contributing 14 points in the win.
- Against #7 Miami (11/15), she fell one assist shy of a double-double, putting up 11 points and nine assists against the Hurricanes.
- Helped UT to SEC Tourney championship game win, sinking nine of 10 free throws vs. LSU (3/4).

USA/AAU BASKETBALL

- Four-time gold medalist with USA Basketball.
- Massengale was a member of the 2013 USA World University Games team, averaging 4.0 points and 2.5 assists for a team that was 6-0 and struck gold in Kazan, Russia.
- In the summer of 2011, won a gold medal at the 2011

USA Basketball U19 World Championships (7.2 ppg./4.3 apg./4.3 rpg.) in Puerto Montt, Chile, playing alongside UT teammate Cierra Burdick.
- Broke a USA U19 record with 39 assists for the tournament and was fourth among all players at the World Championships.
- Also won gold medals at both the 2010 FIBA U17 World Championship (10.1 ppg./5.4 apg.) and 2009 FIBA Americas U16 Championship (12.0 ppg./4.8 apg./3.4 rpg.).
- On the AAU circuit, she played for Tennessee Flight Silver in 2010; played for Illinois Dream Team from 2007-2009.

HIGH SCHOOL

- Averaged 16.0 ppg., 7.0 apg. and 4.0 spg. as a senior (2010-11).
- Helped BHS capture back-to-back-to-back state titles (2009, 2010, 2011).
- Put up 13.5 ppg., 5.5 apg., 4.2 rpg. and 4.0 spg. as a junior (2009-10).
- Numbers as a sophomore (2008-09) included 13.6 ppg., 5.0 apg., 4.0 rpg. and 2.6 spg.
- Averaged 15.0 ppg., 5.0 rpg., 4.5 apg. and 3.2 spg. as a freshman (2007-08).
- McDonald's High School All-American and WBCA High School All-American (2011).
- USA Today All-USA First Team (2011) and Second Team (2009, 2010).
- Parade Magazine All-American (2011) and Parade Second Team (2010), ESPN Rise All-America First Team (2010 and 2011).
- Gatorade Illinois Girls Basketball Player of the Year (2011).
- Illinois Basketball Coaches Association (IBCA), Associated Press and *Champaign News Gazette* 3A/4A All-State First Team (2010, 2011).
- *Chicago Tribune* All-State (2010) and All-Area (2009).
- *Herald News* Co-Player of the Year (2010) and All-Area (2008, 2009, 2010, 2011).
- Illinois Class 3A/4A All-State Second Team by the IBCA, Associated Press and *Champaign News Gazette* (2009), and IBCA All-State Third Team (2008).
- All-Southwest Suburban Blue Conference first team (2008, 2009).

PERSONAL

- Full name is Ariel Chanel Massengale.
- Born on June 10, 1993, in Downers Grove, Ill.
- Parents are Carvel and Anita Massengale.
- Has an older brother, Avery.
- Both sets of Ariel's grandparents live in Middle Tennessee
- Her brother Avery played college football, as did her dad.
- Other relatives with collegiate careers include Wayne Buckingham (basketball), Barry Stewart (basketball) and Lendel Massengale (football).
- Ariel is majoring in recreation and sport management.
- Recipient of the Richard & Donna Fraser Winners' Circle Scholarship.
- Follow @Aye_Mass05 on Twitter and @aye_mass5 on Instagram.

MASSENGALE'S CAREER STATISTICS

Season	GP-GS	MIN/MPG	FGs	FG Pct	3FGs	3FG Pct	FTs	FT Pct	O-R-Reb	RPG	PF-FO	Asst	TO	Blk	Stl	Pts	PPG
11-12	33-24	936/28.4	77-199	.387	25-75	.333	66-85	.776	13-64-77	2.3	61-1	162	76	2	45	245	7.4
12-13	35-30	1085/31.0	86-232	.371	34-97	.351	70-90	.778	3-88-91	2.6	60-0	158	92	1	35	276	7.9
13-14	19-19	581/30.6	70-182	.385	31-81	.383	67-80	.838	7-54-61	3.2	23-0	110	47	0	27	238	12.5
Totals	**87-73**	**2602/29.9**	**233-613**	**.380**	**90-253**	**.356**	**203-255**	**.796**	**23-206-229**	**2.6**	**144-1**	**430**	**215**	**3**	**107**	**759**	**8.7**

2013-14 SEASON HIGHS

Points:	28 // Georgia, 1/5/14
Rebounds:	7 // Ole Miss, 1/9/14
Assists:	13 // Virginia, 11/28/13
Steals:	4 // Middle Tenn., 11/8/13
Blocks:	--
Field Goals:	8 // Georgia, 1/5/14
3-Pointers:	5 // Ole Miss, 1/9/14*
Free Throws:	10 // Georgia, 1/5/14
Minutes:	40 // Virginia, 11/28/13*

CAREER HIGHS

Points:	28 // Georgia, 1/5/14
Rebounds:	7 // Ole Miss, 1/9/14
Assists:	13 // Virginia, 11/28/13
Steals:	4 // Middle Tenn., 11/8/13*
Blocks:	1 // LSU, 2/7/13*
Field Goals:	8 // Georgia, 1/5/14*
3-Pointers:	5 // Ole Miss, 1/9/14*
Free Throws:	10 // Georgia, 1/5/14*
Minutes:	42 // Florida, 1/13/13

SEC HIGHS

Points:	28 // Georgia, 1/5/14
Rebounds:	7 // Ole Miss, 1/9/14
Assists:	12 // LSU, 1/2/14*
Steals:	4 // Auburn, 2/5/12
Blocks:	1 // LSU, 2/7/13
Field Goals:	8 // Georgia, 1/5/14*
3-Pointers:	5 // Ole Miss, 1/9/14
Free Throws:	10 // Georgia, 1/5/14
Minutes:	42 // Florida, 1/13/13

NCAA HIGHS

Points:	13 // Oral Roberts, 3/23/13
Rebounds:	3 // Louisville, 4/2/13*
Assists:	6 // Oral Roberts, 3/23/13
Steals:	3 // Creighton, 3/25/13
Blocks:	1 // Baylor, 3/26/12*
Field Goals:	3 // Creighton, 3/25/13*
3-Pointers:	3 // Oral Roberts, 3/23/13
Free Throws:	4 // Oral Roberts, 3/23/13*
Minutes:	36 // Oklahoma, 3/31/13*

**Indicates most recent high*

ALEXA MIDDLETON

GUARD 33

FRESHMAN • HS • 5-9
MURFREESBORO, TENN. • RIVERDALE H.S.

USA/AAU BASKETBALL

- Played for the Tennessee Flight AAU team.

HIGH SCHOOL

- Ranked No. 28 in 2014 espnW HoopGurlz Top 100.
- Rated as a five-star recruit on that list and the No. 4-ranked guard.
- Blue Star rated her as the No. 22 player in the country.
- Full Court ranked her the No. 32 player in the nation.
- All-Star Girls Report had her 46th.
- WBCA All-American (2014).
- McDonald's All-American (2014).
- Had three points, five assists and four rebounds in 20 minutes in the 2014 McDonald's All-American Game.
- Won Powerade Jam Fest skills competition and three-point shootout in conjunction with the McDonald's Game.
- Became first McDonald's All-American to win two contests at the Powerade Jam Fest.
- USA TODAY All-American - Third Team (2014).
- SchollyMe All-World Game participant (2014).
- Class AAA Miss Basketball (2014) and Miss Basketball finalist (2013).
- *Tennessean* Mid-State Player of the Year (2013).
- Played on back-to-back state championship teams in 2012 and 2013.
- Helped 2013 Riverdale team to national championship.
- Four-time Class AAA all-state honoree.
- Four-time all-district and all-region selection.
- Averaged 17.8 ppg., 4.2 rpg., 3.4 apg. and 2.8 spg. as a senior.
- She shot 44% from the field, 35% on threes and 77% from the free throw line.
- As a junior, she averaged 16.0 ppg., 4.0 apg. and 2.5 spg.

PERSONAL

- Full name is Alexa C. Middleton.
- Born on Oct. 31, 1995, in Nashville, Tenn.
- Parents are Michael and Celeste Middleton.
- Celeste played basketball at Murfreesboro Oakland High School and at Lipscomb University.
- Has an older brother, Killen.
- Majoring in business administration.
- Recipient of the MiniFIBERS, Inc. Women's Basketball Enhancement Endowment.
- Follow @AMidd33 on Twitter and @alexacm33 on Instagram.

NIA MOORE

CENTER 1

JUNIOR • 2L • 6-3
CHICAGO, ILL. • BOLINGBROOK H.S.

2013-14 - SOPHOMORE

- Appeared in a career-high 21 games as a sophomore, scoring in double figures twice and in rebounding once.
- Led the team in block shots in six contests, including a three-block outing against Tennessee State.
- Had a career day against Troy, recording her first double-double with 10 points and a team-leading 13 rebounds in a personal-best 22 minutes of play.
- Recorded her second double-figure scoring outing of the year with a season-high 11 points against Lipscomb.
- Recorded one steal and contributed two points against the Lady Demons in UT's NCAA First Round against Northwestern State.
- Led the team in blocks with two in UT's 72-67 win at LSU.
- Made her 2013-14 season debut against Chattanooga, entering at 9:07 remaining in the first half.
- Scored her first points of the season with a layup with 1:24 to go in the first half in that tilt vs. UTC.
- Against the Lady Mocs, she recorded four points, five rebounds and a two blocks in 12 minutes of play.
- Saw action against Northwestern State, St. John's and Maryland during the NCAA Tournament.

2012-13 - FRESHMAN

- Saw action in 20 games and was in the starting lineup vs. Davidson.
- Wore No. 21 during her first year at UT before switching to No. 1 after her rookie season.
- Scored in double figures in a pair of games for the Lady Vols.
- Tossed in a career-high 12 points vs. Ole Miss, connecting on four-of-five shots from the field and four-of-four from the free throw line.
- First double-figure scoring game came vs. Alcorn State, when she rang up 10 points and added a career-best seven boards in a career-high 18 minutes of action.
- Had the highest free throw percentage on the team, hitting four-of-four charity attempts vs. North Carolina, Mississippi State and Ole Miss.
- Blocked two shots in home games vs. Alcorn State, Missouri and Alabama.
- Played vs. Oral Roberts, Creighton and Oklahoma in the NCAA Tournament.

USA/AAU BASKETBALL

- Played summer ball with the Illinois Dream Team.

HIGH SCHOOL

- Illinois Basketball Coaches Association 3A-4A All-State Second Team (2012).
- *Chicago Tribune* All-State special-mention selection.
- Rated a three-star recruit by HoopGurlz and the 82nd-best forward in her class nationally.
- Labeled as a shot-blocker/changer by HoopGurlz.
- Averaged nine points, seven rebounds and 2.2 blocks as a senior.
- Was one of seven players on that team to sign with an NCAA Division I school.
- Played with her twin sister, Annaya, and Lady Vol teammate Ariel Massengale at Bolingbrook High School.
- Helped BHS win at state title in 2010-11 after transferring from Morgan Park High School.
- Originally signed with Illinois, but asked for, and was granted, a release.

PERSONAL

- Full name is Nia Amina Moore.
- Born Sept. 11, 1993, in Chicago, Ill.
- Mother is Ayanna Moore.
- Twin sister, Annaya, played basketball at Troy (Ala.) University and is now a manager for the Lady Vols.
- Other siblings include Cameron, Kalil and Jeff.
- Majoring in psychology.
- Recipient of the Doris Lewis Winners' Circle Scholarship.
- Follow @niamoore1 on Instagram.

MOORE'S CAREER STATISTICS

Season	GP-GS	MIN/MPG	FGs	FG Pct	3FGs	3FG Pct	FTs	FT Pct	O-R-Reb	RPG	PF-FO	Asst	TO	Blk	Stl	Pts	PPG
12-13	20-1	154/7.7	19-46	.413	0-0	.000	17-18	.944	18-20-38	1.9	18-0	4	14	11	7	55	2.8
13-14	21-0	132/6.3	19-38	.500	0-0	.000	10-13	.769	19-26-45	2.1	9-0	6	13	15	2	48	2.3
Totals	**41-1**	**286/7.0**	**38-84**	**.452**	**0-0**	**.000**	**27-31**	**.871**	**37-46-83**	**2.0**	**27-0**	**10**	**27**	**26**	**9**	**103**	**2.5**

2013-14 SEASON HIGHS

Points:	11 // Lipscomb, 12/29/13
Rebounds:	13 // Troy, 12/14/13
Assists:	3 // Troy, 12/14/13
Steals:	1 // Northwestern St., 3/22/14*
Blocks:	3 // Tenn. State, 12/17/13
Field Goals:	5 // Lipscomb, 12/29/13
3-Pointers:	--
Free Throws:	4 // SMU, 11/29/13
Minutes:	22 // Troy, 12/14/13

CAREER HIGHS

Points:	12 // Ole Miss, 2/10/13
Rebounds:	13 // Troy, 12/14/13
Assists:	3 // Troy, 12/14/13
Steals:	2 // Alabama, 1/20/13
Blocks:	3 // Tenn. State, 12/17/13
Field Goals:	5 // Lipscomb, 12/29/13
3-Pointers:	--
Free Throws:	4 // SMU, 11/29/13*
Minutes:	22 // Troy, 12/14/13

SEC HIGHS

Points:	12 // Ole Miss, 2/10/13
Rebounds:	3 // Ole Miss, 2/10/13*
Assists:	1 // Alabama, 1/20/13
Steals:	2 // Alabama, 1/20/13
Blocks:	2 // LSU, 2/27/14*
Field Goals:	4 // Ole Miss, 2/10/13
3-Pointers:	--
Free Throws:	4 // Ole Miss, 2/10/13*
Minutes:	13 // Alabama, 1/20/13

NCAA HIGHS

Points:	2 // Northwestern St., 3/22/14*
Rebounds:	2 // Oral Roberts, 3/23/13
Assists:	2 // Oral Roberts, 3/23/13
Steals:	1 // Northwestern St., 3/22/14
Blocks:	1 // Oral Roberts, 3/23/13
Field Goals:	1 // Northwestern St., 3/22/14*
3-Pointers:	--
Free Throws:	--
Minutes:	7 // Northwestern St., 3/22/14*

**Indicates most recent high*

JAMIE NARED

GUARD/FORWARD 31

FRESHMAN • HS • 6-2
PORTLAND, ORE. • WESTVIEW H.S.

USA/AAU BASKETBALL

- Participated in 2012 USA U17 World Championship Team Trials along with current Lady Vols Alexa Middleton, Mercedes Russell and Jannah Tucker.
- Participated in the 2011 USA U16 Team Trials.
- Played for Team Concept AAU team with current Lady Vol teammates and fellow Oregonians Russell and Jordan Reynolds.

HIGH SCHOOL

- Ranked No. 6 in 2014 espnW HoopGurlz Top 100.
- Rated as a five-star recruit on that list and the No. 1 wing.

- Full Court ranks her the No. 9 player in the nation.
- Blue Star rates her No. 19 nationally.
- The All-Star Girls Report had her at No. 25 in the country.
- McDonald's All-American (2014).
- Tallied a team-leading 15 points, four rebounds and two steals in 17 minutes to help the West to victory in the 2014 McDonald's All-American Game.
- Parade All-American (2014).
- USA TODAY All-American - Second Team (2014).
- Max Preps All-American - Second Team (2014).
- Gatorade Oregon Girls Basketball Player of the Year (2014).
- Oregon 6A Player of the Year (2014).
- The *Oregonian* Player of the Year (2014).
- Three-time recipient of 6A OSAA All-State accolades (2012, 2013, 2014).
- Three-time Metro League Player of the Year (2012, 2013, 2014).
- Four-time All-Metro League First Team (2011, 2012, 2013, 2014).
- Carded 30 points and 13 rebounds vs. Beaverton in 2014 6A third-place game.
- Helped WHS finish second in state as a sophomore and fourth as a junior.
- Averaged 28.2 ppg., 14.0 rpg., 4.1 spg. and 3.0 apg. in 2014.
- Posted 23.7 ppg., 9.6 rpg., 4.7 spg., 2.5 apg. and 1.0 bpg. during junior season.
- Featured in *New York Times*, Good Morning America and CNN in 2008 as a 12-year-old being banned from a boys basketball league for being too good.

PERSONAL

- Jaime Nicole Nared was born Sept. 14, 1995, in Portland, Ore.
- Parents are Reiko Williams and Greg Nared.
- Father played basketball at Maryland from 1985-89.
- Has two sisters, Jackie Nared and Eboni Clay.
- Jackie signed to play basketball at Maryland, transferred and finished her career in 2013-14 at St. Mary's College in California.
- Majoring in communication studies.
- Recipient of the Elinor F. Reed Women's Basketball Scholarship Endowment.
- Follow @jaimenaredd on Twitter and @jaimenared on Instagram.

JORDAN REYNOLDS

GUARD 0

SOPHOMORE • 1L • 5-11
PORTLAND, ORE. • CENTRAL CATHOLIC H.S.

2013-14 – FRESHMAN

- Key player off the bench as a rookie, earning more time as a reserve guard during the second half of the season.
- In 34 games, she posted 62 assists compared to only 34 turnovers during her first college season.
- That differential resulted in a 1.8 assist-to-turnover ratio, which ranked her second on the team behind Ariel Massengale.
- Connected on 18-of-23 free throw attempts, making her final 14 shots of the season to finish at 78.3 percent for the year.
- Driving force in UT's 17th SEC Tournament title, scoring a career-best 11 points, going 4-of-6 from the field and a perfect 3-for-3 from the free throw line vs. Kentucky.
- Scored nine of those points in the game's final five minutes vs. the Wildcats.
- Was trending nationally on Twitter because of her contributions in the win over UK in that game.
- Instrumental in UT's SEC semifinal game victory vs. Texas A&M, tallying nine points on four field goals made.
- With Ariel Massengale out because of injury and Andraya Carter in foul trouble, Reynolds stepped up at Ole Miss and contributed seven points, three rebounds and a steal toward the road victory.
- Scored her first points in college basketball in the first half against North Carolina, finishing with five points and tallying three rebounds and a steal in nine minutes.
- Against Chattanooga, in the season's third game, she shot 4-for-6 (.667) from the field and finished with nine points and four rebounds.
- Had five points, eight assists and six boards vs. Lipscomb.
- Sidelined during the Missouri game due to a turned left ankle in practice the day before, marking the only game of the season she did not play.

USA/AAU BASKETBALL

- Participated in USA tryouts for U19 team in 2013 and U16 in 2011 but was not chosen for those squads.
- Played on AAU club Team Concept along with fellow Oregonian Mercedes Russell.

HIGH SCHOOL

- Rated No. 26 player nationally by Women's Basketball Insider.
- Ranked No. 40 by Full Court and No. 42 by ESPNU/HoopGurlz.
- That organization ranked her as the No. 10 guard in the class and a four-star recruit.
- Blue Star rated her as the No. 53 overall player in the class.
- Chosen a McDonald's All-American and a fourth-team MaxPreps All-American (2013).
- Tallied 10 points, 11 rebounds, three assists and a steal to help West triumph at the McDonald's All-American game in Chicago on April 3.
- Played in the 19th-annual Buffalo Wild Wings Northwest Shootout on April 20, 2013, representing Oregon in an all-star game vs. players from Washington.
- Class 6A Player of the Year (2012)
- Class 6A All-State First Team (2012, 2013)
- Class 5A All-State Second Team (2011) while playing at Jefferson High School.
- Averaged 18.5 points per contest as a senior during the 2013 season.
- Scored a double-double of 15 points and 13 rebounds and added six assists as Central Catholic won its first-ever 6A state title (2013).
- Named to OSAA Class 6A All-Tournament Team for her play in state tourney.

- Averaged 18.3 points, 7.5 rebounds, 5.0 assists and 4.9 steals as a junior.
- Was on Jefferson's 5A state title team in 2010.
- Member of student council and was on the honor roll at CCHS.

PERSONAL

- Full name is Jordan Airess Reynolds.
- Born on Aug. 4, 1995, in Portland, Ore.
- Parents are Kimberly James and Gary Thomas, and her stepfather is Mark James.
- Her mom played at San Diego State, and her aunt, Deborah Lange, played at Oregon.
- Siblings include Kevin, Darius, Ariel and Payton Reynolds.
- Ariel is a 6-2 forward at the University of Utah.
- Jordan's high school coach, Sandy Dickerson, spent her prep days at Springfield High School, alma mater of UT teammate and fellow Oregonian Mercedes Russell.
- Majoring in business administration.
- Recipient of the Marion D. Hoppe Winners' Circle Scholarship.
- Twitter handle is @kobeereynolds.
- Follow @kobeereynolds on Twitter and @j0rdanreyn0lds on Instagram.

REYNOLDS' CAREER STATISTICS

Season	GP-GS	MIN/MPG	FGs	FG Pct	3FGs	3FG Pct	FTs	FT Pct	O-R-Reb	RPG	PF-FO	Asst	TO	Blk	Stl	Pts	PPG
13-14	34-0	549/16.1	49-129	.380	12-49	.245	18-23	.783	7-57-64	1.9	39-0	62	34	4	31	128	3.8
Totals	**34-0**	**549/16.1**	**49-129**	**.380**	**12-49**	**.245**	**18-23**	**.783**	**7-57-64**	**1.9**	**39-0**	**62**	**34**	**4**	**31**	**128**	**3.8**

2013-14 SEASON HIGHS

Points:	11 // Kentucky, 3/9/14
Rebounds:	6 // Lipscomb, 12/29/13
Assists:	8 // Lipscomb, 12/29/13
Steals:	3 // LSU, 3/7/14*
Blocks:	2 // LSU, 3/7/14
Field Goals:	4 // Kentucky, 3/9/14*
3-Pointers:	1 // Northwestern St., 3/22/14*
Free Throws:	6 // Kentucky, 2/16/14
Minutes:	29 // Ole Miss, 2/6/14

CAREER HIGHS

Points:	11 // Kentucky, 3/9/14
Rebounds:	6 // Lipscomb, 12/29/13
Assists:	8 // Lipscomb, 12/29/13
Steals:	3 // LSU, 3/7/14*
Blocks:	2 // LSU, 3/7/14
Field Goals:	4 // Kentucky, 3/9/14*
3-Pointers:	1 // Northwestern St., 3/22/14*
Free Throws:	6 // Kentucky, 2/16/14
Minutes:	29 // Ole Miss, 2/6/14

SEC HIGHS

Points:	8 // Kentucky, 2/16/14
Rebounds:	5 // Ole Miss, 1/9/14
Assists:	4 // Ole Miss, 1/9/14
Steals:	3 // Florida, 1/23/14
Blocks:	1 // Vanderbilt, 2/10/14*
Field Goals:	3 // Ole Miss, 2/6/14
3-Pointers:	1 // Ole Miss, 2/6/14*
Free Throws:	6 // Kentucky, 2/16/14
Minutes:	29 // Ole Miss, 2/6/14

NCAA HIGHS

Points:	7 // Northwestern St., 3/22/14
Rebounds:	3 // Northwestern St., 3/22/14
Assists:	3 // Northwestern St., 3/22/14
Steals:	1 // Maryland, 3/30/14*
Blocks:	-
Field Goals:	2 // Northwestern St., 3/22/14
3-Pointers:	1 // Northwestern St., 3/22/14
Free Throws:	2 // Northwestern St., 3/22/14
Minutes:	28 // Northwestern St., 3/22/14

**Indicates most recent high*

MERCEDES RUSSELL

CENTER 21

SOPHOMORE • 1L • 6-6
SPRINGFIELD, ORE. • SPRINGFIELD H.S.

CAREER HONORS

- SEC First-Year Academic Honor Roll -- 2014
- SEC Freshman of the Week -- 2013-14 (12/23-12/30)

2014-15 – SOPHOMORE AT TENNESSEE

- Sitting out season as a redshirt to recover from off-season surgery on both feet.

2013-14 – FRESHMAN

- Played in all 35 games, starting five, leading UT with 40 blocks and in field goal pct. at 59.6 percent (93-156).
- Was team's fourth-leading rebounder (5.0 rpg.) and seventh-best scorer (6.3), averaging 18.5 minutes per contest as a rookie.
- Scored in double figures nine times and had 10 or more rebounds on two occasions.
- Shot 60 percent or better from the field in 18 games as a freshman.
- Finished at 51.4 percent from the free throw line after getting off to a rocky start, but nailed 19-of-23 for 82.6 percent over the final 14 games.
- Recorded a career-best 15 points against Chattanooga,

hitting seven of 11 field goals and grabbing four rebounds in 22 minutes.
- Scored 14 points against Georgia Tech, connecting on 6-of-8 shots from the field and 2-of-2 from the free throw line.
- Instrumental in UT's SEC semifinal win vs. Texas A&M, scoring 11 points, going 4-for-4 from the field and 3-for-3 from the line, and grabbing six rebounds.
- Posted career-best 11-rebound efforts vs. Missouri and at Texas A&M.
- Picked up SEC Freshman of the Week honors (Dec. 30) after scoring 12 points and tallying seven rebounds and five blocks against Lipscomb.
- Made her college debut at Middle Tennessee and contributed 11 points, seven rebounds and three blocks to the come-from-behind victory.
- Racked up a career-best six blocks against Tennessee State to go with 12 points and seven caroms.
- Shot 77.8 precent from the field (7-for-9) in NCAA postseason action.
- Led UT in scoring for the first time with 12 points against Northwestern State in the NCAA First Round, going 5-for-6 from the field and a perfect 2-for-2 from the free throw line.

USA/AAU BASKETBALL

- Has won two gold medals in international play with USA Basketball, playing for former Lady Vol Jill Rankin-Schneider on both occasions.
- Member of USA squad that won FIBA U17 World Championship in Amsterdam, The Netherlands, in August 2012.
- Started all eight games for the U17 squad, averaging 8.9 points and 6.9 rebounds and hitting 64.0% from the field.
- Also struck gold in June 2011 with the USA U16 team at the FIBA Americas Championship in Merida, Mexico.
- Set USA U16 single-game records for rebounds (15) and blocks (5) and tournament records for rebounds (11.4) and blocks (4.0) averaged.
- Started all five games, contributing 11.6 points, 11.4 rebounds and 4.0 blocks for that unit.

HIGH SCHOOL

- Named No. 1 player in the nation in 2013 by espnW HoopGurlz and Women's Basketball Insider.
- Blue Star Basketball and Full Court both ranked her as the No. 2 player.
- Highest ranked player to sign with Tennessee since Candace Parker in 2004.
- Gatorade National Girls Basketball Player of the Year (2013).
- Was presented the award on March 20 by Olympic gold medalist and WNBA star Maya Moore.
- Attended 2013 ESPYs as Gatorade National Female Athlete of the Year finalist.
- American Family Insurance All-USA Girls Basketball First Team (2013).
- Finalist for Naismith Girls High School Player of the Year (2013).
- Named a WBCA and McDonald's All-American and a first-team MaxPreps All-American (2013).
- Named MVP of McDonald's All-American game in Chicago on April 3, turning in 16 points, 12 rebounds and three blocked shots.
- Class 5A State Player of the Year (2011, 2012, 2013).
- Class 5A All-State First team (2011, 2012, 2013)
- Led Springfield to a pair of 5A state titles (2011, 2012) and a runner-up finish (2013).
- Averaged 25.1 points, 12.3 rebounds, 5.5 blocks, 3.9 assists and 2.0 steals as a senior.
- Finished her prep career with 2,273 points to rank number four all-time in the state.
- Also added 1,642 rebounds and 562 blocked shots during her career.
- Averaged 26.0 points, 15.0 rebounds, 6.0 blocks and 5.0 assists as a junior.
- Produced 24.5 points, 15.0 rebounds and 5.0 blocks per contest as a sophomore.
- Honor roll student at SHS.

PERSONAL

- Full name is Mercedes Briann Russell.
- Born on July 27, 1995, in Springfield, Ore.
- Parents are Tammy Hill and Lorenzo Russell.
- Shoots right-handed but writes with her left hand.
- Lists Candace Parker as a role model.
- Joins Kelley Cain and Vonda Ward as the three tallest players in UT history at 6-6.
- Majoring in communication studies.
- Recipient of the Tom & Peg Haynes Olympic Development Endowment.
- Follow @MerSladezz on Twitter and @mersladezz on Instagram.

RUSSELL'S CAREER STATISTICS

Season	GP-GS	MIN/MPG	FGs	FG Pct	3FGs	3FG Pct	FTs	FT Pct	O-R-Reb	RPG	PF-FO	Asst	TO	Blk	Stl	Pts	PPG
13-14	35-5	647/18.5	93-156	.596	0-0	.000	36-70	.514	67-107-174	5.0	53-0	18	45	40	14	222	6.3
Totals	**35-5**	**647/18.5**	**93-156**	**.596**	**0-0**	**.000**	**36-70**	**.514**	**67-107-174**	**5.0**	**53-0**	**18**	**45**	**40**	**14**	**222**	**6.3**

2013-14 SEASON HIGHS

Points:	15 // Chattanooga, 11/14/13
Rebounds:	11 // Missouri, 2/23/14*
Assists:	3 // St. John's, 3/24/14
Steals:	2 // St. John's, 3/24/14*
Blocks:	6 // Tenn. State, 12/17/13
Field Goals:	7 // Chattanooga, 11/14/13
3-Pointers:	--
Free Throws:	3 // Texas A&M, 3/8/14*
Minutes:	26 // St. John's, 3/24/14*

CAREER HIGHS

Points:	15 // Chattanooga, 11/14/13
Rebounds:	11 // Missouri, 2/23/14*
Assists:	3 // St. John's, 3/24/14
Steals:	2 // St. John's, 3/24/14*
Blocks:	6 // Tenn. State, 12/17/13
Field Goals:	7 // Chattanooga, 11/14/13
3-Pointers:	--
Free Throws:	3 // Texas A&M, 3/8/14*
Minutes:	26 // St. John's, 3/24/14*

SEC HIGHS

Points:	9 // LSU, 1/2/14
Rebounds:	11 // Missouri, 2/23/14*
Assists:	1 // Ole Miss, 2/6/14*
Steals:	2 // LSU, 2/27/14
Blocks:	3 // Ole Miss, 1/9/14
Field Goals:	4 // LSU, 1/2/14
3-Pointers:	-
Free Throws:	3 // Auburn, 2/20/14*
Minutes:	26 // Ole Miss, 2/6/14*

NCAA HIGHS

Points:	12 // Northwestern St., 3/22/14
Rebounds:	9 // St. John's, 3/24/14
Assists:	3 // St. John's, 3/24/14
Steals:	2 // St. John's, 3/24/14
Blocks:	3 // Maryland, 3/30/14
Field Goals:	5 // Northwestern St., 3/22/14
3-Pointers:	-
Free Throws:	2 // Northwestern St., 3/22/14
Minutes:	26 // St. John's, 3/24/14

**Indicates most recent high*

JANNAH TUCKER

GUARD

4

RS-FRESHMAN • SQ • 6-0
BALTIMORE, MD. • NEW TOWN H.S.

2013-14 - FRESHMAN

- Redshirted during the 2013-14 season.
- Enrolled at UT in January 2014 after signing in November 2012.
- Joined team for first practice post-winter break on Dec. 27 and worked out for the first time as a Lady Vol on Dec. 28.

USA/AAU BASKETBALL

- Part of gold-medal-winning USA U18 unit at the FIBA Americas Championship in August 2012.
- Teamed with UT teammate Bashaara Graves on that squad before suffering an ACL tear to her left knee.
- Played two games, starting one, before being injured and averaged 4.0 points and 3.0 rebounds.
- Also won a gold medal in Merida, Mexico, with the USA U16 team at the FIBA Americas Championship in June 2011, playing with Lady Vol classmate Mercedes Russell.
- Started all five games and averaged 9.4 points, 7.2 rebounds, 3.0 steals and 2.6 assists for the American squad.
- Played for former Lady Vol Jill Rankin Schneider on that team.
- Played AAU ball for the Philly Belles.

HIGH SCHOOL

- Rated the No. 8 ranked player in the 2013 espnW HoopGurlz Top 100.
- Women's Basketball Insider listed her as the No. 11 ranked player in the country.
- Ranked as the nation's No. 12 player by Full Court.
- Did not play her senior season (2012-13) due to the knee injury suffered with USA Basketball, but she resumed activity without limitations in April 2013.
- *Baltimore Sun* All-State First Team (2011) and All-Metro (2011).
- As a junior in 2011-12, averaged 30 points, six assists and four steals per game.
- As a sophomore in 2010-11, started in 20 of 20 games played, and averaged 26.2 points, 12.0 rebounds, 8.0 steals and 6.1 assists to help New Town to a 16-8 record and the first round of the state playoffs.
- Set a school single-game record of 39 points vs. Southside Academy (2010-11).
- As a freshman in 2009-10, attended Western High School in Maryland, where she averaged 11.3 points, 4.7 rebounds and 2.5 assists to help her team to the Class 3A state title game.
- Was a Ben Carson Scholar and member of the honor roll at NTHS.

PERSONAL

- Full name is Jannah Sabree Tucker.
- Nickname is "JT."
- Born on May 17, 1995, in Baltimore, Md.
- Parents are Robert and Cynthia Tucker.
- Siblings include Robbie, Amirah, Mayah and Khori.
- Father played basketball at the University of Richmond and Loyola College; sister, Amirah, played basketball at the University of Maryland, Baltimore County; uncle, Jason Tucker, played basketball at Nichols State; and aunt, Alisha Johnson, played basketball at Lincoln University.
- Her dad also introduced her to the sport of boxing to improve her quickness and agility.
- Majoring in psychology.
- Recipient of the Lloyd Lawson Thornton Winners' Circle Scholarship.
- Follow @jtucker_4 on Instagram.

CAREER GAME-BY-GAME STATISTICS

CIERRA BURDICK

2011-12 Opp.	Pts.	Reb.	Asts.	Blk	Stl.
Pepperdine	7	1	2	2	0
Miami	0	0	0	0	0
at Virginia	0	1	1	0	0
Baylor	0	0	0	0	0
Middle Tenn.	14	10	0	3	0
Texas	0	3	3	0	0
vs. DePaul	15	2	0	0	3
at Rutgers	0	1	0	1	0
at UCLA	4	0	0	0	0
at Stanford	2	0	0	0	0
Old Dominion	4	5	9	1	1
at Auburn	2	2	0	0	1
Chattanooga	8	3	2	1	0
Georgia	3	2	0	0	0
at Arkansas	6	2	1	1	0
at Kentucky	0	1	0	1	0
Vanderbilt	6	0	0	0	0
LSU	15	6	1	1	1
at Notre Dame	4	5	2	0	2
*at Alabama	9	3	2	0	0
*at Georgia	4	6	1	1	0
*S. Carolina	4	1	0	1	0
Auburn	4	0	0	0	0
at Vanderbilt	7	9	2	2	0
Kentucky	2	5	3	0	0
at Mississippi State	10	7	3	2	0
at Ole Miss	10	6	2	1	0
Arkansas	4	3	0	0	1
Florida	6	3	0	0	0
vs. Vanderbilt	4	2	0	0	0
vs. South Carolina	5	2	0	0	0
vs. LSU	4	1	0	0	0
vs. UT Martin	0	2	0	1	0
vs. DePaul	2	4	0	2	0
vs. Kansas	0	2	0	0	1
vs. Baylor	0	1	0	0	0

2012-13 Opp.	Pts.	Reb.	Asts.	Blk	Stl.
*at Chattanooga	4	7	0	0	1
*at Georgia Tech	16	6	3	2	1
*Rice	8	6	4	1	2
*at Miami	7	10	4	1	1
*Alcorn State	4	4	3	1	1
*Middle Tenn.	6	5	3	2	1
*North Carolina	15	10	2	1	1
*at Texas	14	5	1	1	1
*at Baylor	2	6	1	0	1
*Stanford	11	4	0	1	0
Davidson	10	10	0	0	3
*Rutgers	9	5	0	1	3
Mississippi State	4	5	3	0	1
at Missouri	2	4	0	0	0
*at LSU	9	9	3	1	0
*Ole Miss	6	3	2	0	0
*Vanderbilt	4	8	3	1	0
*Auburn	15	13	1	0	0
*at Arkansas	5	5	0	1	0
Texas A&M	15	14	2	0	0
at Kentucky	11	11	0	4	1
vs. Florida	14	8	2	2	0
vs. Texas A&M	0	1	0	0	0
Oral Roberts	13	8	1	1	1
Creighton	4	4	2	0	2
vs. Oklahoma	13	6	1	0	2
vs. Louisville	6	2	0	0	0

2013-14 Opp.	Pts.	Reb.	Asts.	Blk	Stl.
*at MTSU	6	11	2	0	1
*at UNC	8	9	5	1	1
*Chattanooga	0	8	1	0	0
*Georgia Tech	7	8	0	0	1
*Oakland	8	6	3	0	0
*Virginia	10	6	0	0	0
SMU	6	7	2	1	1
Texas	10	8	1	0	1
Troy	15	10	3	0	0
*Tennessee State	12	4	2	1	2
at Stanford	5	3	3	0	0
Lipscomb	13	10	7	0	2
LSU	0	6	1	0	0
Georgia	0	2	1	0	0
Ole Miss	7	9	3	3	0
Vanderbilt	11	5	0	0	1
*Mississippi State	9	5	1	0	3
Notre Dame	5	4	1	0	0
*Florida	2	2	7	1	0
*Texas A&M	8	9	2	0	0
*Arkansas	16	7	4	2	1
*Alabama	21	11	2	0	2
*Ole Miss	12	8	1	0	0
*Vanderbilt	8	6	3	1	0
*Kentucky	4	6	1	0	1
*Auburn	17	9	1	0	0
*Missouri	4	4	2	0	1
*LSU	22	10	1	1	1
*South Carolina	4	8	2	0	0
*LSU	10	11	2	0	0
*Texas A&M	9	10	2	1	1
*Kentucky	6	10	1	1	0
*Northwestern St.	8	7	3	1	1
*St. John's	21	11	0	0	0
*Maryland	2	6	0	0	1

ANDRAYA CARTER

2012-13 Opp.	Pts.	Reb.	Asts.	Blk	Stl.
*at Chattanooga	4	2	0	0	2
*at Georgia Tech	3	4	4	0	1
*Rice	5	0	1	1	1
*at Miami	16	3	3	0	0
*Alcorn State	7	2	2	0	4
Middle Tenn.	2	0	2	0	1
North Carolina	0	0	1	0	0

2013-14 Opp.	Pts.	Reb.	Asts.	Blk	Stl.
at MTSU	10	4	1	1	0
at UNC	10	3	0	0	1
Chattanooga	5	2	1	0	1
Georgia Tech	8	2	3	0	2
Oakland	3	4	4	0	2
Virginia	0	2	2	1	0
*SMU	4	4	2	0	1
Texas	5	3	1	0	3
Troy	4	2	6	0	2
*Tennessee State	7	7	3	0	1
*at Stanford	7	1	0	0	2
*Lipscomb	3	2	1	0	1
*LSU	2	3	0	1	1
Georgia	8	5	2	0	1
Ole Miss	14	6	0	0	2
Vanderbilt	2	3	1	0	3
Mississippi State	9	5	1	0	2
Notre Dame	4	3	1	0	1
Florida	14	1	8	0	2
*Texas A&M	10	2	6	0	2
*Arkansas	10	2	3	1	2
*Alabama	7	1	4	0	3
*Ole Miss	5	1	1	0	0
*Vanderbilt	11	1	7	0	5
*Kentucky	4	1	2	0	1
*Auburn	12	1	4	0	2
*Missouri	8	6	0	0	1
*LSU	0	1	3	1	1
*South Carolina	14	4	2	0	0
*LSU	10	5	0	0	1
*Texas A&M	8	1	2	0	1
*Kentucky	9	2	2	0	1
*Northwestern St.	7	2	3	0	2
*St. John's	7	2	2	1	4
*Maryland	2	0	3	0	2

BASHAARA GRAVES

2012-13 Opp.	Pts.	Reb.	Asts.	Blk	Stl.
at Chattanooga	14	8	0	0	1
*at Georgia Tech	18	12	0	0	4
*Rice	18	6	3	0	0
*at Miami	20	6	0	0	3
*Alcorn State	10	3	2	0	1
*Middle Tenn.	15	12	1	0	3
*North Carolina	11	8	2	0	1
*at Texas	14	10	0	2	0
*at Baylor	6	4	0	0	1
*Stanford	15	12	0	0	0
*Davidson	16	10	1	2	2
*Rutgers	11	14	0	0	2
*at S. Carolina	9	8	1	0	1
*Georgia	23	8	2	0	0
*Missouri	16	8	2	1	1
*at Florida	17	12	4	0	2
*at Auburn	7	11	3	0	1
*Alabama	19	8	0	0	1
*at Vanderbilt	16	8	1	0	0
*Notre Dame	19	13	1	0	1
*Mississippi State	10	7	1	0	2
*at Missouri	11	6	0	1	0
*at LSU	17	4	1	0	4
*Ole Miss	19	11	1	1	1
*Vanderbilt	13	7	1	1	1
*Auburn	14	9	5	1	3
*at Arkansas	11	9	0	0	3
*Texas A&M	14	7	1	0	1
*at Kentucky	12	5	0	1	0
*vs. Florida	10	6	0	0	1
*vs. Texas A&M	4	5	1	1	0
*Oral Roberts	11	7	3	0	2
*Creighton	4	3	2	0	0
*vs. Oklahoma	6	4	0	1	3
*vs. Louisville	11	10	3	1	3

2013-14 Opp.	Pts.	Reb.	Asts.	Blk	Stl.
*at MTSU	4	4	1	0	1
*at UNC	8	8	3	0	0
*Chattanooga	11	7	1	0	0
*Georgia Tech	23	18	5	0	0
Oakland	15	11	1	1	0
*Virginia	7	5	1	0	0
*SMU	10	10	1	0	1
Texas	7	6	1	0	1
*Troy	16	5	2	0	3
*Tennessee State	17	8	1	1	1
*at Stanford	14	5	0	0	0
*Lipscomb	11	7	2	0	0
*LSU	7	3	0	0	1
Georgia	7	2	0	1	1
Ole Miss	8	4	0	0	0
Vanderbilt	4	5	1	0	0
Mississippi State	13	5	2	0	0
*Notre Dame	4	4	3	0	0
*Florida	17	8	2	0	0

*Texas A&M	10	4	1	0	0
*Arkansas	4	4	0	0	0
*Alabama	7	7	3	0	0
*Ole Miss	4	7	0	0	1
*Vanderbilt	6	10	2	0	1
*Kentucky	20	7	0	0	0
*Auburn	8	4	0	0	0
*Missouri	11	4	1	0	0
*LSU	0	4	0	0	0
*South Carolina	7	7	2	1	0
*LSU	14	9	1	0	1
*Texas A&M	14	9	2	0	0
*Kentucky	4	7	2	0	1
*Northwestern St.	4	12	1	1	0
*St. John's	5	4	0	1	1
*Maryland	5	14	0	2	0

ISABELLE HARRISON

2011-12 Opp.	Pts.	Reb.	Asts.	Blk	Stl.
Pepperdine	5	8	0	1	1
Miami	4	2	0	1	0
at Virginia	6	7	0	2	0
Baylor	0	7	1	0	0
Middle Tenn.	7	9	0	1	1
Texas	1	4	0	2	0
vs. DePaul	6	2	0	1	0
at Rutgers	0	1	0	0	0
at UCLA	0	0	0	1	1
at Stanford	0	1	0	0	0
Old Dominion	10	3	1	0	1
at Auburn	2	2	0	0	0
Chattanooga	13	8	1	2	0
Georgia	4	1	0	0	0
at Arkansas	2	3	0	0	0
at Kentucky	0	3	0	0	0
Vanderbilt	2	0	0	0	0
LSU	2	1	0	0	1
at Notre Dame	2	0	0	1	0
at Alabama	10	6	0	2	0
at Georgia	0	1	0	0	1
Auburn	5	4	0	1	0
at Vanderbilt	1	0	0	0	0
vs. Kentucky	5	3	0	0	0
Arkansas	2	1	0	0	0
Florida	2	0	0	0	0
vs. Vanderbilt	2	0	0	0	0
vs. South Carolina	2	0	0	1	0
vs. LSU	2	0	0	0	0
vs. UT Martin	3	4	0	1	1
vs. Baylor	2	2	0	0	0

2012-13 Opp.	Pts.	Reb.	Asts.	Blk	Stl.
*at Chattanooga	13	12	0	1	0
*at Georgia Tech	6	4	1	2	1
*Rice	16	12	1	2	0
*at Miami	4	6	2	3	1
Alcorn State	10	7	1	3	4
*Middle Tenn.	10	5	1	6	0
*North Carolina	18	11	0	3	1
*at Texas	3	3	1	1	1
*Stanford	0	3	1	0	0
Davidson	13	9	0	2	2
*Rutgers	18	11	2	1	6
*at S. Carolina	18	14	1	7	2
*Georgia	7	6	1	2	2
*Missouri	12	15	2	4	1
*at Florida	10	9	0	0	0
*at Auburn	4	11	1	0	2
*Alabama	14	6	3	2	1
*at Vanderbilt	8	9	2	1	0
*Notre Dame	6	5	0	0	0
at Arkansas	0	2	1	0	0
Texas A&M	10	4	0	2	1
Oral Roberts	7	5	1	3	0
Creighton	8	5	0	3	0
vs. Oklahoma	12	8	1	3	1
vs. Louisville	11	6	0	1	0

2013-14 Opp.	Pts.	Reb.	Asts.	Blk	Stl.
*at MTSU	13	7	1	1	0
*at UNC	14	6	0	1	2
*Chattanooga	6	6	1	1	0
*Georgia Tech	10	18	0	2	1
*Oakland	11	4	0	1	1
*Virginia	6	7	0	2	0
*SMU	10	2	0	0	0
*Texas	18	8	1	1	1
*Troy	13	12	0	1	1
Tennessee State	12	11	2	0	2
*at Stanford	10	13	0	1	1
*Lipscomb	26	15	0	3	4
*LSU	26	10	0	0	1
*Georgia	18	10	2	1	1
*Ole Miss	16	10	2	2	1
*Vanderbilt	10	5	0	1	1
*Mississippi State	10	5	2	1	1
*Notre Dame	13	16	0	0	1
*Florida	12	2	2	3	1
*Texas A&M	10	9	0	0	0
*Arkansas	12	5	0	1	0
*Alabama	11	11	6	1	1
*Ole Miss	18	11	1	0	3
*Vanderbilt	18	5	1	1	0
*Kentucky	20	16	1	3	1
*Auburn	10	11	2	3	0
*Missouri	5	10	3	1	0
*LSU	11	11	1	0	1
*South Carolina	20	15	1	0	2
*LSU	21	12	0	1	2
*Texas A&M	20	13	0	0	0
*Kentucky	16	5	0	1	1
*Northwestern St.	12	4	1	1	0
*St. John's	10	11	3	1	1
*Maryland	7	10	2	0	1

JASMINE JONES

2012-13 Opp.	Pts.	Reb.	Asts.	Blk	Stl.
at Chattanooga	4	5	1	1	0
at Georgia Tech	6	11	1	0	0
Rice	6	0	0	0	1
at Miami	0	1	0	0	0
Alcorn State	10	7	2	0	1
Middle Tenn.	7	4	0	0	0
North Carolina	4	2	1	0	2
at Texas	10	9	1	0	2
at Baylor	2	3	0	0	0
Stanford	0	1	0	0	1
*Davidson	6	7	0	0	1
Rutgers	2	0	0	0	0
at S. Carolina	0	1	0	0	0
Georgia	12	7	4	1	0
Missouri	6	6	0	1	3
at Florida	1	2	0	0	0
at Auburn	3	5	2	0	2
Alabama	14	8	1	4	1
at Vanderbilt	0	7	0	0	1
Notre Dame	9	6	1	1	2
Mississippi State	7	2	1	0	1
at Missouri	1	2	1	0	3
at LSU	3	0	4	0	0
Ole Miss	4	5	2	1	4
Vanderbilt	12	6	1	0	0
Auburn	0	1	0	0	0
at Arkansas	4	4	0	1	0
Texas A&M	0	0	1	0	0
at Kentucky	0	3	0	0	0
vs. Florida	3	1	0	0	0
vs. Texas A&M	6	4	2	0	0
Oral Roberts	7	4	0	0	1
Creighton	6	3	1	0	2
vs. Oklahoma	6	5	0	0	1
vs. Louisville	5	4	1	0	0

2013-14 Opp.	Pts.	Reb.	Asts.	Blk	Stl.
at MTSU	2	0	1	1	1
at UNC	6	5	1	0	2
Chattanooga	4	6	3	0	1
Georgia Tech	3	3	0	0	0
Oakland	3	3	4	1	1
Virginia	2	4	0	0	0
SMU	13	4	0	0	1
*Texas	3	6	0	0	1
*Troy	9	10	2	0	0
at Stanford	0	0	0	0	0
Lipscomb	7	4	3	1	1
LSU	8	10	2	1	2
*Georgia	6	2	0	0	1
*Ole Miss	5	5	2	1	0
*Vanderbilt	13	6	0	1	1
*Mississippi State	4	2	0	0	0
*Notre Dame	0	0	0	0	0
Florida	13	6	2	0	2
Texas A&M	2	0	0	0	0
Arkansas	0	3	0	0	3
Alabama	4	2	0	0	0
Ole Miss	5	3	3	0	2
Vanderbilt	3	3	0	0	2
Kentucky	0	0	1	0	2
Auburn	7	6	3	1	3
Missouri	2	2	0	0	1
LSU	6	2	0	0	1
South Carolina	6	4	1	2	2
LSU	0	4	0	0	0
Texas A&M	0	1	0	0	0
Kentucky	6	4	2	0	1
Northwestern St.	6	7	2	1	0
St. John's	3	1	0	0	0
Maryland	11	2	0	0	1

ARIEL MASSENGALE

2011-12 Opp.	Pts.	Reb.	Asts.	Blk	Stl.
*Pepperdine	2	3	5	0	2
*Miami	11	4	9	0	1
*at Virginia	2	4	7	0	4
*Baylor	4	1	4	0	0
*Middle Tenn.	14	4	5	0	2
*Texas	10	3	5	0	2
at Stanford	0	1	1	0	0
*Old Dominion	11	1	5	0	4
*at Auburn	4	4	2	0	1
*Chattanooga	19	1	2	0	2
*Georgia	19	3	9	0	0
*at Arkansas	7	2	5	0	1
*at Kentucky	6	4	5	0	1
*Vanderbilt	6	2	12	0	2
*LSU	8	2	3	0	3
*at Notre Dame	3	1	4	0	2
*at Alabama	1	2	11	0	2
*at Georgia	16	4	3	0	1
*S. Carolina	12	3	3	0	0
*Auburn	14	5	4	0	4
*at Vanderbilt	2	2	7	0	1
*Kentucky	7	1	7	0	0
*at Mississippi State	0	3	1	0	3
*at Ole Miss	4	2	7	0	2
*Arkansas	9	2	6	0	1
*Florida	8	2	5	0	0
vs. Vanderbilt	3	1	3	0	0
vs. South Carolina	6	3	3	0	2

vs. LSU	9	2	6	0	0
vs. UT Martin	8	2	4	0	0
vs. DePaul	4	0	3	1	0
vs. Kansas	12	3	5	0	2
vs. Baylor	4	0	1	1	0

2012-13 Opp.	Pts.	Reb.	Asts.	Blk	Stl.
at Chattanooga	7	3	2	0	0
at Georgia Tech	9	3	4	0	1
Rice	4	0	3	0	1
at Miami	14	4	5	0	1
*Alcorn State	6	0	2	0	3
*Middle Tenn.	15	1	4	0	2
*North Carolina	3	3	7	0	1
*at Texas	15	3	7	0	1
*at Baylor	7	6	0	0	1
*Stanford	11	5	5	0	1
Davidson	4	1	2	0	1
*Rutgers	2	1	6	0	1
*at S. Carolina	13	0	3	0	0
*Georgia	8	4	6	0	0
*Missouri	8	6	5	0	1
*at Florida	12	2	4	0	1
*at Auburn	11	4	5	0	0
*Alabama	8	2	6	0	2
*at Vanderbilt	6	5	6	0	1
*Notre Dame	3	4	9	0	1
*Mississippi State	5	2	2	0	1
*at Missouri	10	3	3	0	2
*at LSU	9	1	6	1	2
*Ole Miss	7	3	8	0	1
*Vanderbilt	14	3	5	0	1
*Auburn	10	3	10	0	1
*at Arkansas	8	2	4	0	1
*Texas A&M	0	0	6	0	1
*at Kentucky	5	3	2	0	0
*vs. Florida	10	3	3	0	1
*vs. Texas A&M	2	3	2	0	0
*Oral Roberts	13	3	6	0	0
*Creighton	11	0	2	0	3
*vs. Oklahoma	5	3	5	0	0
*vs. Louisville	1	2	3	0	2

2013-14 Opp.	Pts.	Reb.	Asts.	Blk	Stl.
*at MTSU	12	2	5	0	4
*at UNC	20	6	7	0	3
*Chattanooga	16	2	5	0	1
*Georgia Tech	9	4	5	0	3
*Oakland	13	1	6	0	1
*Virginia	10	1	13	0	1
*SMU	16	5	5	0	0
*Texas	15	3	7	0	2
*Troy	5	2	6	0	1
*Tennessee State	8	3	5	0	0
*at Stanford	17	4	4	0	1
*Lipscomb	7	2	6	0	0
*LSU	10	2	12	0	3
*Georgia	28	2	2	0	2
*Ole Miss	23	7	3	0	0
*Vanderbilt	2	3	4	0	1
*Mississippi State	13	2	7	0	1
*Notre Dame	14	6	6	0	2
*Florida	0	4	2	0	1

NIA MOORE

2012-13 Opp.	Pts.	Reb.	Asts.	Blk	Stl.
at Georgia Tech	0	0	0	0	0
Rice	4	1	1	0	1
Alcorn State	10	7	0	2	1
North Carolina	6	2	0	0	1
at Texas	0	0	0	1	0
at Baylor	2	5	0	0	1
*Davidson	4	4	0	1	0
Rutgers	0	1	0	0	0
at S. Carolina	0	1	0	0	0
Georgia	0	0	0	0	0
Missouri	2	2	0	2	1
Alabama	5	2	1	2	2
Mississippi State	8	3	0	1	0
Ole Miss	12	3	0	1	0
Vanderbilt	0	2	0	0	0
Auburn	0	0	0	0	0
vs. Texas A&M	0	1	0	0	0
Oral Roberts	2	2	2	1	0
Creighton	0	1	0	0	0
vs. Oklahoma	0	1	0	0	0

2013-14 Opp.	Pts.	Reb.	Asts.	Blk	Stl.
Chattanooga	4	5	0	2	0
Georgia Tech	0	0	1	2	0
Oakland	2	2	0	0	0
SMU	6	6	0	2	0
Troy	10	13	3	2	1
Tennessee State	7	8	1	3	0
Lipscomb	11	5	0	1	0
Georgia	0	0	0	0	0
Ole Miss	0	0	0	0	0
Florida	0	1	0	0	0
Texas A&M	0	0	0	1	0
Arkansas	0	0	0	0	0
Alabama	0	0	0	0	0
Vanderbilt	2	2	0	0	0
Auburn	4	1	0	0	0
LSU	0	0	0	2	0
South Carolina	0	1	0	0	0
LSU	0	0	0	0	0
Northwestern St.	2	0	1	0	1
St. John's	0	0	0	0	0
Maryland	0	0	0	0	0

JORDAN REYNOLDS

2013-14 Opp.	Pts.	Reb.	Asts.	Blk	Stl.
at MTSU	0	0	0	0	0
at UNC	5	3	0	0	1
Chattanooga	9	4	1	0	0
Georgia Tech	0	0	2	0	1
Oakland	5	4	4	0	3
Virginia	5	1	0	0	0
SMU	5	4	3	0	2
Texas	2	1	1	0	2
Troy	5	2	1	0	1
Tennessee State	6	3	6	0	2
at Stanford	0	1	1	0	0
Lipscomb	5	6	8	0	1
LSU	0	0	0	0	0
Georgia	0	2	1	0	0
Ole Miss	7	5	4	1	1
Vanderbilt	0	0	0	0	0
Mississippi State	0	1	0	0	0
Notre Dame	0	0	0	0	0
Florida	4	2	2	0	3
Texas A&M	2	1	0	0	0
Arkansas	5	1	3	0	0
Alabama	1	2	0	0	1
Ole Miss	7	3	2	0	1
Vanderbilt	4	1	2	1	0
Kentucky	8	1	2	0	2
Auburn	2	2	3	0	2
LSU	0	1	3	0	1
South Carolina	4	1	3	0	1
LSU	6	3	3	2	3
Texas A&M	9	0	1	0	0
Kentucky	11	3	1	0	1
Northwestern St.	7	3	3	0	0
St. John's	2	1	1	0	1
Maryland	2	2	1	0	1

MERCEDES RUSSELL

2013-14 Opp.	Pts.	Reb.	Asts.	Blk	Stl.
at MTSU	11	7	1	3	1
at UNC	2	4	0	1	1
Chattanooga	15	4	0	1	0
Georgia Tech	14	5	0	0	0
Oakland	10	5	0	0	0
Virginia	4	3	0	1	1
SMU	9	7	0	0	1
*Texas	2	4	0	0	0
Troy	10	8	1	2	2
Tennessee State	12	7	0	6	0
at Stanford	2	2	1	1	0
Lipscomb	12	7	2	5	0
LSU	9	4	0	1	0
*Georgia	7	5	1	1	0
*Ole Miss	2	7	0	3	1
*Vanderbilt	2	5	1	0	0
*Mississippi State	6	5	0	1	0
Notre Dame	7	4	1	1	0
Florida	6	8	1	0	0
Texas A&M	8	11	1	1	1
Arkansas	7	0	1	1	0
Alabama	2	2	1	1	0
Ole Miss	6	7	1	0	0
Vanderbilt	7	2	0	2	0
Kentucky	2	3	0	0	0
Auburn	7	5	0	1	1
Missouri	6	11	0	2	0
LSU	2	4	0	0	2
South Carolina	2	4	0	0	0
LSU	2	1	0	1	1
Texas A&M	11	6	1	0	0
Kentucky	2	1	0	0	0
Northwestern St.	12	5	1	0	0
St. John's	2	9	3	1	2
Maryland	2	2	0	3	0

indicates game started

LADY VOL CAREER PRODUCTION TRACKER

CIERRA BURDICK	2013-14	Career
Had a Double-Double	6	12
Scored 10+ Points	13	29
Scored 20+ Points	3	3
Led UT in Scoring	3	4
Led UT in 3-pt Made	5	7
Led UT in Rebounding	9	19
Led UT in Steals	3	5
Made 3+ 3-pt	1	2
Had 3+ Steals	1	4

ANDRAYA CARTER	2013-14	Career
Had a Double-Double	-	-
Scored 10+ Points	10	11
Scored 20+ Points	-	-
Led UT in Scoring	-	-
Led UT in 3-pt Made	8	9
Led UT in Rebounding	1	1
Led UT in Steals	10	11
Made 3+ 3-pt	1	2
Had 3+ Steals	5	6

BASHAARA GRAVES	2013-14	Career
Had a Double-Double	3	13
Scored 10+ Points	15	44
Scored 20+ Points	2	4
Led UT in Scoring	6	13
Led UT in 3-pt Made	-	-
Led UT in Rebounding	8	23
Led UT in Steals	1	10
Made 3+ 3-pt	-	-
Had 3+ Steals	1	9

ISABELLE HARRISON	2013-14	Career
Had a Double-Double	18	24
Scored 10+ Points	31	48
Scored 20+ Points	6	6
Led UT in Scoring	9	11
Led UT in Steals	2	7
Led UT in Rebounding	19	29
Led UT in Blocks	16	41
Made 3+ Steals	2	4
Had 3+ Blocks	4	13

JASMINE JONES	2013-14	Career
Had a Double-Double	-	-
Scored 10+ Points	4	9
Scored 20+ Points	-	-
Led UT in Scoring	-	-
Led UT in 3-pt Made	1	1
Led UT in Rebounding	2	4
Led UT in Steals	3	10
Made 3+ 3-pt	-	-
Had 3+ Steals	2	5

ARIEL MASSENGALE	2013-14	Career
Had a Double-Double	2	3
Scored 10+ Points	13	36
Scored 20+ Points	3	3
Led UT in Scoring	7	10
Led UT in 3-pt Made	10	27
Led UT in Rebounding	-	-
Led UT in Steals	7	19
Made 3+ 3-pt	5	8
Had 3+ Steals	4	11

NIA MOORE	2013-14	Career
Had a Double-Double	1	1
Scored 10+ Points	2	4
Scored 20+ Points	-	-
Led UT in Scoring	-	-
Led UT in Blocks	6	8
Led UT in Rebounding	1	2
Led UT in Steals	-	2
Made 3+ Blocks	1	1
Had 3+ Steals	-	-

JORDAN REYNOLDS	2013-14	Career
Had a Double-Double	-	-
Scored 10+ Points	1	1
Scored 20+ Points	-	-
Led UT in Scoring	-	-
Led UT in 3-pt Made	3	3
Led UT in Rebounding	-	-
Led UT in Steals	4	4
Made 3+ 3-pt	-	-
Had 3+ Steals	3	3

MERCEDES RUSSELL	2013-14	Career
Had a Double-Double	-	-
Scored 10+ Points	9	9
Scored 20+ Points	-	-
Led UT in Scoring	1	1
Led UT in Blocks	17	17
Led UT in Rebounding	3	3
Led UT in Steals	2	2
Made 3+ Blocks	5	5
Had 3+ Steals	-	-

2013-14 REVIEW

2013-14 POSTSEASON NOTEBOOK

SEC TOURNEY TITLE

17TH SEC POSTSEASON CROWN FOR UT

- Sixth-ranked Tennessee captured its record 17th SEC Tournament title with a 71-70 victory over No. 12 Kentucky in Duluth, Ga., on March 9.
- UT had dropped a 75-71 decision to UK in Knoxville during the regular season and ended a two-game Wildcat winning streak in the series.
- During the SEC tourney final, senior Meighan Simmons became the fifth Lady Vol to score 2,000 points in her career, tallying a team-high 17 to boost her past the 2K plateau.
- Junior center Isabelle Harrison added 16 points, and freshman guard Jordan Reynolds, who was clutch down the stretch, finished with 11 points to help UT prevail.
- Harrison was named SEC Tournament MVP, while Cierra Burdick added 10 boards in the final and joined her teammate on the all-tourney team.
- The No. 2 seed Lady Vols have won four of the last six SEC Tournament titles and seven of the past 10.
- For the ninth time, Tennessee finished the regular season in second place, and for the ninth time, the Lady Vols went on to win the SEC Tournament.
- Tennessee now is 17-5 in SEC Tournament championship games, winning seven consecutive title games it has played in dating back to 2005.
- The Lady Vols are 73-18 all-time in the SEC Tournament over its 35 years of existence, including an 18-2 mark since 2008.

SIMMONS SEND-OFF

SENIOR FINISHES FIFTH ON SCORING LIST

- Meighan Simmons wrapped up her prolific Lady Vol career on March 30, 2014, scoring 31 points vs. Maryland in her collegiate finale.
- That tally pushed her career total to 2,064, ranking her fifth in UT women's basketball history.
- Simmons joined Chamique Holdsclaw (3,025), Bridgette Gordon (2,462), Candace Parker (2,137) and Tamika Catchings (2,113) as the only Tennessee women to eclipse the 2,000-point plateau in their college careers.
- Simmons started 127 of her 143 games as a Lady Vol, averaging 14.4 points per contest from 2010-14 to rank ninth in program annals.
- She is tied for fourth among all Lady Vols in career games played and fifth in games started.
- A noted long-range bomber, Simmons tied her own UT record for most three-pointers in a game with eight vs. Virginia on Nov. 28, 2013.
- Simmons finished fourth in career threes with 255 and her total of 72 last season was the seventh-most by a Lady Vol in a single campaign, following the 69 (No. 8) she drained as a junior.
- Her career field goal attempts (740) rank No. 1 in Big Orange history.
- In total field goals made, Simmons ranks No. 6 (746) in Tennessee history and is No. 3 (1,834) in field goals attempted.
- Simmons scored in double figures 30 times as a senior and did so on 109 occasions in her career.
- In her tenure, Simmons scored 20 or more points on 30 occasions and 30 or more four times.
- She had 10 20-point efforts and three 30-point performances in 2013-14.

DOUBLE TROUBLE

HARRISON RACKS UP POINTS/REBOUNDS

- Isabelle Harrison had a UT junior record and SEC-leading 18 double-doubles in 2013-14, passing the old mark of 16 by Chamique Holdsclaw.
- Harrison's total ranked second only to Candace Parker's sophomore year sum of 21 in UT history.
- The junior ended her third season with 24 career double-doubles and ranks No. 8 in UT annals.
- Harrison shot 57.7 percent from the field and averaged 9.3 rebounds and 13.6 points a year ago, ranking first, second and 18th in the SEC, respectively, in those categories.

ASSIST FROM ARIEL

POINT GUARD AMONG UT'S ELITE

- In an injury-curtailed season, Ariel Massengale averaged 5.8 assists per game in 2013-14, a rate that was fourth-best in school history.
- She ranks No. 2 in career apg. at 4.9 and her 430 career assists rank her No. 9 at Tennessee.
- Massengale is seeking to become only the second player in school history to lead UT in assists all four years. Dawn Marsh is the other.

NCAA SWEET 16

THOMAS, MARYLAND END UT'S SEASON

- No. 1 seed Tennessee's season came to an abrupt halt with a 73-62 loss to fourth-seeded Maryland on March 30, 2014, in the Sweet 16 at the KFC Yum! Center in Louisville, Ky.
- The Lady Vols finished 2013-14 with a 29-6 record, including a 13-3 SEC mark that left them second in the SEC regular season race.
- Senior Meighan Simmons tallied 31 points in her final college game, while Jasmine Jones chipped in 11 as the only other Lady Vol in double figures.
- Bashaara Graves corralled 14 rebounds, and Isabelle Harrison grabbed 10 boards to pace UT on the glass.
- Maryland's Alyssa Thomas fired in a career-high 33 points and grabbed 13 rebounds to lead the Terps on to the Elite Eight. Lexie Brown added 14 points, while Laurin Mincy tossed in 11.
- It marked Tennessee's 32nd visit to the Sweet 16, and UMD prevented the Lady Vols from making their 27th Elite Eight appearance.
- Simmons was named to the NCAA All-Louisville Regional Team.

BAHAMA BREEZE

LADY VOLS CHAMPS AT JUNKANOO JAM

- Ariel Massengale paced No. 3/4 Tennessee with 16 points, and the Lady Vols used a big second

half to crush SMU, 87-47, on Nov. 29 and win the Lucaya Division championship of the 11th-annual Junkanoo Jam in Freeport, Bahamas.
- The win marked UT's first holiday tournament title since winning the 2005 Paradise Jam during Thanksgiving break in the U.S. Virgin Islands.
- It also was UT's first-ever countable regular season victory in a true foreign country.
- The Lady Vols advanced to Friday's title game after defeating Virginia, 76-67, on Thursday.
- Tennessee shot 46.6 percent vs. SMU, including 55.9 percent in the second half (19-of-34).
- UT outscored the Mustangs, 48-20, after halftime and enjoyed a 54-31 rebounding advantage for the game.
- Meighan Simmons paced UT past UVa in the first round game, firing in a season-best 32 points and nailing a career-high-tying eight three-pointers.
- Simmons was named the tourney's MVP, while Massengale joined her on the all-tournament team.

WNBA DRAFT

SIMMONS TAKEN IN THIRD ROUND

- The New York Liberty snagged Tennessee's Meighan Simmons with the the 26th overall selection of the WNBA Draft.
- Simmons, who lasted until the second pick of the third round, continued Tennessee's rich history in the WNBA Draft, becoming the 38th player to join the league.
- She also became the second Lady Vol of the Holly Warlick era to have her name called on draft night, following in the footsteps of last year's second-round pick, Kamiko Williams, who also was taken by New York.
- Simmons became the fifth Tennessee product to join the Liberty and the third in three seasons. Kelley Cain was taken by New York in 2012 (7th pick/1st Rd.) to start the trend.
- Other Liberty selections include Loree Moore in 2005 (10th pick/1st Rd.) and Alberta Auguste (35th pick/3rd Rd.) in 2008.
- Another UT alum, Nicky Anosike, began the 2014 preseason on the New York Libery's roster as well.

SEC AWARDS

SIMMONS NAMED AP PLAYER OF THE YR.

- Meighan Simmons was named the 2014 Associated Press SEC Player of the Year.
- Simmons and Isabelle Harrison were selected to the Associated Press & Coaches All-Southeastern Conference First Team.
- Redshirt freshman point guard Andraya Carter was selected to the Coaches SEC All-Freshman Team.
- Simmons was the coaches choice for SEC Co-Player of the Year in 2012-13, but 2013-14 was her first AP SEC Player of the Year honor.
- It marked the third all-league honor from the coaches and AP for Simmons, including first-team kudos for the second year in a row.
- Harrison and Carter garnered SEC honors for the first time in their careers.
- For her good work around town, junior forward Cierra Burdick was named to the SEC Community Service Team.

SEC TOURNEY KUDOS

HARRISON NAMED MVP

- Junior center Isabelle Harrison was named to the SEC All-Tournament Team and SEC Tournament Most Valuable Player after averaging 19.0 points and 10.0 points and shooting 59.1% in UT's three games.
- Harrison had double-doubles of 21/12 and 20/13 vs. LSU and Texas A&M in tourney play and tallied 16 points and five rebounds vs. Kentucky in the final.
- She hit 10 of 15 shots vs. LSU, nine of 17 vs. Texas A&M and seven of 12 vs. Kentucky.
- Tennessee has had 15 SEC Tournament MVPs through the years, with a Lady Vol winning four of the last five awards.
- Glory Johnson (2012), Shekinna Stricklen (2011) and Alyssia Brewer (2010) were the past three SEC Tournament MVPs from Tennessee prior to Harrison.
- Junior forward Cierra Burdick was chosen for the SEC All-Tournament Team, as well, after averaging 10.3 rebounds and 8.3 points over three games for the Lady Vols.

ACADEMIC ACCLAIM

JOHNSON, STRICKLEN LEAD SURGE

- Seven of 11 players on the 2013-14 Lady Vol roster were recognized for their work in the classroom last season.
- Tennessee put five players on the 2014 SEC Academic Honor Roll, including Cierra Burdick, Bashaara Graves, Isabelle Harrison, Ariel Massengale and Andraya Carter.
- Jordan Reynolds and Mercedes Russell were named to the SEC Freshman Academic Honor Roll.
- As of August 2014, Meighan Simmons and Isabelle Harrison completed their undergraduate degrees at Tennessee, becoming the 123rd and 124th Lady Vols to keep alive a 100-percent graduate rate among players who completed (or are in the process of completing) their eligibility at Tennessee.

ATTENDANCE

NATIONAL LEADER ONCE AGAIN

- Tennessee led the nation in women's basketball attendance with an average crowd of 11,038 per game in 2013-14.
- The Lady Vols have paced the NCAA in women's attendance for 11 straight years, 19 times overall and in 17 of the past 18 seasons.
- UT passed the five-million mark in home attendance on Jan. 5 vs. Ole Miss.
- The Big Orange women eclipsed the nine-million mark in all-sites attendance on Feb. 16 vs. Kentucky.

2013-14 CUMULATIVE STATISTICS (35 GAMES)

			TOTAL		3-PTS				REBOUNDS											
Player	**GP-GS**	**Min-Avg**	**FG-FGA**	**Pct**	**3FG-FGA**	**Pct**	**FT-FTA**	**Pct**	**Off**	**Def**	**Tot**	**Avg**	**PF**	**FO**	**A**	**TO**	**Blk**	**Stl**	**Pts**	**Avg**
SIMMONS	35-34	984-28.1	203-488	.416	72-200	.360	99-119	.832	17	77	94	2.7	68	1	80	93	2	42	577	16.5
HARRISON	35-34	806-23.0	183-317	.577	0-0	.000	109-163	.669	109	217	326	9.3	94	2	35	96	36	33	475	13.6
MASSENGALE	19-19	581-30.6	70-182	.385	31-81	.383	67-80	.838	7	54	61	3.2	23	0	110	47	0	27	238	12.5
GRAVES	35-30	875-25.0	122-228	.535	0-3	.000	82-119	.689	111	127	238	6.8	68	1	42	53	8	14	326	9.3
BURDICK	35-25	971-27.7	117-298	.393	9-25	.360	63-83	.759	82	174	256	7.3	81	3	70	68	14	22	306	8.7
CARTER	35-21	921-26.3	85-186	.457	28-71	.394	45-65	.692	43	51	94	2.7	92	1	81	49	6	56	243	6.9
RUSSELL	35-5	647-18.5	93-156	.596	0-0	.000	36-70	.514	67	107	174	5.0	53	0	18	45	40	14	222	6.3
JONES	34-7	534-15.7	58-162	.358	8-15	.533	38-58	.655	48	72	120	3.5	62	0	32	70	10	32	162	4.8
REYNOLDS	34-0	549-16.1	49-129	.380	12-49	.245	18-23	.783	7	57	64	1.9	39	0	62	34	4	31	128	3.8
MOORE	21-0	132-6.3	19-38	.500	0-0	.000	10-13	.769	19	26	45	2.1	9	0	6	13	15	2	48	2.3
TEAM									58	65	123					11				
TOTAL	**35**		**999-2184**	**.457**	**160-444**	**.360**	**567-793**	**.715**	**568**	**1027**	**1595**	**45.6**	**589**	**8**	**536**	**579**	**135**	**273**	**2725**	**77.9**
OPPONENTS	**35**		**808-2208**	**.366**	**186-602**	**.309**	**399-596**	**.669**	**465**	**731**	**1196**	**34.2**	**705**	**20**	**440**	**547**	**86**	**280**	**2201**	**62.9**

2013-14 SEC STATISTICS (16 GAMES)

			TOTAL		3-PTS				REBOUNDS											
Player	**GP-GS**	**Min-Avg**	**FG-FGA**	**Pct**	**3FG-FGA**	**Pct**	**FT-FTA**	**Pct**	**Off**	**Def**	**Tot**	**Avg**	**PF**	**FO**	**A**	**TO**	**Blk**	**Stl**	**Pts**	**Avg**
SIMMONS	16-15	455-28.4	103-223	.462	40-92	.435	36-43	.837	5	36	41	2.6	31	1	39	42	2	22	282	17.6
HARRISON	16-16	384-24.0	87-145	.600	0-0	.000	53-82	.646	52	94	146	9.1	47	1	24	48	18	14	227	14.2
MASSENGALE	6-6	186-31.0	22-58	.379	7-24	.292	25-27	.926	2	18	20	3.3	4	0	30	13	0	8	76	12.7
BURDICK	16-12	469-29.3	53-128	.414	6-12	.500	33-43	.767	32	75	107	6.7	36	0	32	32	8	10	145	9.1
GRAVES	16-12	409-25.6	51-89	.573	0-1	.000	31-44	.705	32	53	85	5.3	35	0	14	24	2	4	133	8.3
CARTER	16-11	457-28.6	46-94	.489	17-37	.459	21-32	.656	19	24	43	2.7	43	1	44	20	3	28	130	8.1
JONES	16-4	284-17.8	29-82	.354	5-9	.556	21-32	.656	24	32	56	3.5	24	0	14	35	6	22	84	5.3
RUSSELL	16-4	297-18.6	31-59	.525	0-0	.000	19-32	.594	37	46	83	5.2	28	0	7	26	14	5	81	5.1
REYNOLDS	15-0	232-15.5	16-48	.333	3-23	.130	9-12	.750	4	19	23	1.5	11	0	25	13	2	12	44	2.9
MOORE	10-0	27-2.7	2-6	.333	0-0	.000	2-2	1.000	1	4	5	0.5	3	0	0	2	3	0	6	0.6
TEAM									23	33	56					5				
TOTAL	**16**		**440-932**	**.472**	**78-198**	**.394**	**250-349**	**.716**	**231**	**434**	**665**	**41.6**	**262**	**3**	**229**	**260**	**58**	**125**	**1208**	**75.5**
OPPONENTS	**16**		**381-985**	**.387**	**83-269**	**.309**	**184-255**	**.722**	**208**	**320**	**528**	**33.0**	**301**	**5**	**209**	**230**	**36**	**133**	**1029**	**64.3**

2013-14 NCAA STATISTICS (3 GAMES)

			TOTAL		3-PTS				REBOUNDS											
Player	**GP-GS**	**Min-Avg**	**FG-FGA**	**Pct**	**3FG-FGA**	**Pct**	**FT-FTA**	**Pct**	**Off**	**Def**	**Tot**	**Avg**	**PF**	**FO**	**A**	**TO**	**Blk**	**Stl**	**Pts**	**Avg**
SIMMONS	3-3	86-28.7	18-50	.360	6-16	.375	18-19	.947	1	8	9	3.0	7	0	5	6	0	4	60	20.0
BURDICK	3-3	87-29.0	13-24	.542	1-1	1.000	4-7	.571	10	14	24	8.0	3	0	3	10	1	2	31	10.3
HARRISON	3-3	72-24.0	11-23	.478	0-0	.000	7-11	.636	9	16	25	8.3	8	0	6	10	2	2	29	9.7
JONES	3-0	42-14.0	5-16	.313	0-0	.000	10-12	.833	4	6	10	3.3	4	0	2	6	1	1	20	6.7
CARTER	3-3	99-33.0	5-17	.294	1-5	.200	5-8	.625	2	2	4	1.3	8	0	8	3	1	8	16	5.3
RUSSELL	3-0	58-19.3	7-9	.778	0-0	.000	2-2	1.000	5	11	16	5.3	6	0	4	2	4	2	16	5.3
GRAVES	3-3	75-25.0	4-11	.364	0-0	.000	6-8	.750	12	18	30	10.0	8	0	1	6	4	1	14	4.7
REYNOLDS	3-0	70-23.3	4-15	.267	1-4	.250	2-2	1.000	0	6	6	2.0	2	0	5	6	0	2	11	3.7
MOORE	3-0	11-3.7	1-3	.333	0-0	.000	0-1	.000	0	0	0	0.0	0	0	1	0	0	1	2	0.7
TEAM									0	3	3									
TOTAL	**3**		**68-168**	**.405**	**9-26**	**.346**	**54-70**	**.771**	**43**	**84**	**127**	**42.3**	**46**	**0**	**35**	**49**	**13**	**23**	**199**	**66.3**
OPPONENTS	**3**		**65-177**	**.367**	**11-47**	**.234**	**29-46**	**.630**	**38**	**66**	**104**	**34.7**	**66**	**2**	**36**	**48**	**2**	**25**	**170**	**56.7**

2013-14 GAME-BY-GAME RESULTS

RECORD:	OVERALL	HOME	AWAY	NEUTRAL
ALL GAMES	29-6	15-3	9-2	5-1
CONFERENCE	13-3	6-2	7-1	0-0
NON-CONFERENCE	16-3	9-1	2-1	5-1
NCAA	2-1	2-0	0-0	0-1

DATE	TIME	OPPONENT	W/L	SCORE	ATTEND	HIGH POINTS	HIGH REBOUNDS
11/08/13	7:00 p.m. CT	at Middle Tennessee	W	67-57	11227	(13) Harrison, Isabelle	(11) Burdick, Cierra
11/11/13	9:00 p.m.	at North Carolina	W	81-65	4923	(20) Massengale, Ariel	(9) Burdick, Cierra
11/14/13	7:00 p.m.	vs. Chattanooga	W	80-56	10508	(16) Massengale, Ariel	(8) Burdick, Cierra
11/17/13	7:00 p.m.	vs. Georgia Tech	W	87-76	10364	(23) Graves, Bashaara	(18) Graves, Bashaara (18) Harrison, Isabelle
11/24/13	2:00 p.m.	vs. Oakland	W	84-50	10313	(15) Graves, Bashaara	(11) Graves, Bashaara
11/28/13	2:00 p.m.	^ vs. Virginia	W	76-67	456	(32) Simmons, Meighan	(7) Harrison, Isabelle
11/29/13	8:00 p.m.	^ vs. SMU	W	87-47	563	(16) Massengale, Ariel	(10) Graves, Bashaara
12/08/13	1:00 p.m.	vs. Texas	W	75-61	11659	(18) Harrison, Isabelle	(8) Burdick, Cierra (8) Harrison, Isabelle
12/14/13	2:00 p.m.	vs. Troy	W	103-64	11358	(16) Graves, Bashaara (16) Simmons, Meighan	(13) Moore, Nia
12/17/13	7:00 p.m.	vs. Tennessee State	W	94-43	9607	(17) Graves, Bashaara	(11) Harrison, Isabelle
12/21/13	1:30 p.m. PT	at Stanford	L	70-76	6044	(17) Massengale, Ariel	(13) Harrison, Isabelle
12/29/13	2:00 p.m.	vs. Lipscomb	W	110-42	12046	(26) Harrison, Isabelle	(15) Harrison, Isabelle
01/02/14	7:00 p.m.	* vs. LSU	L	77-80	14437	(26) Harrison, Isabelle	(10) Jones, Jasmine (10) Harrison, Isabelle
01/05/14	4:00 p.m.	* at Georgia	W	85-70	6571	(28) Massengale, Ariel	(10) Harrison, Isabelle
01/09/14	7:00 p.m.	* vs. Ole Miss	W	94-70	10382	(23) Massengale, Ariel	(10) Harrison, Isabelle
01/12/14	4:00 p.m. CT	* at Vanderbilt	L	63-74	9412	(19) Simmons, Meighan	(6) Jones, Jasmine
01/16/14	8:00 p.m. CT	* at Mississippi State	W	67-63	3169	(13) Massengale, Ariel (13) Graves, Bashaara	(5) Burdick, Cierra (5) Carter, Andraya (5) Graves, Bashaara (5) Harrison, Isabelle (5) Russell, Mercedes
01/20/14	7:00 p.m.	vs. Notre Dame	L	70-86	13346	(23) Simmons, Meighan	(16) Harrison, Isabelle
01/23/14	6:30 p.m.	* vs. Florida	W	89-69	10541	(21) Simmons, Meighan	(8) Russell, Mercedes (8) Graves, Bashaara
01/26/14	3:00 p.m. CT	* at Texas A&M	W	76-55	7207	(26) Simmons, Meighan	(11) Russell, Mercedes
01/30/14	7:00 p.m.	* vs. Arkansas	W	70-60	9811	(16) Burdick, Cierra (16) Simmons, Meighan	(7) Burdick, Cierra
02/02/14	3:30 p.m. CT	* at Alabama	W	64-54	3002	(21) Burdick, Cierra	(11) Harrison, Isabelle (11) Burdick, Cierra
02/06/14	8:00 p.m. CT	* at Ole Miss	W	77-65	882	(20) Simmons, Meighan	(11) Harrison, Isabelle
02/10/14	9:00 p.m.	* vs. Vanderbilt	W	81-53	11384	(22) Simmons, Meighan	(10) Graves, Bashaara
02/16/14	1:00 p.m.	* vs. Kentucky	L	71-75	15664	(20) Graves, Bashaara (20) Harrison, Isabelle	(16) Harrison, Isabelle
02/20/14	7:00 p.m.	* vs. Auburn	W	93-63	10111	(26) Simmons, Meighan	(11) Harrison, Isabelle
02/23/14	1:00 p.m. CT	* at Missouri	W	56-50	5017	(20) Simmons, Meighan	(11) Russell, Mercedes
02/27/14	8:00 p.m. CT	* at LSU	W	72-67	3374	(31) Simmons, Meighan	(11) Harrison, Isabelle
03/02/14	2:30 p.m.	* vs. South Carolina	W	73-61	14072	(20) Harrison, Isabelle	(15) Harrison, Isabelle
03/07/14	6:00 p.m.	# vs. LSU	W	77-65	5232	(21) Harrison, Isabelle	(12) Harrison, Isabelle
03/08/14	2:30 p.m.	# vs. Texas A&M	W	86-77	6306	(20) Harrison, Isabelle	(13) Harrison, Isabelle
03/09/14	3:30 p.m.	# vs. Kentucky	W	71-70	6544	(17) Simmons, Meighan	(10) Burdick, Cierra
03/22/14	4:00 p.m.	$ vs. Northwestern St.	W	70-46	7128	(12) Russell, Mercedes (12) Simmons, Meighan (12) Harrison, Isabelle	(12) Graves, Bashaara
03/24/14	9:00 p.m.	$ vs. St. John's	W	67-51	5961	(21) Burdick, Cierra	(11) Harrison, Isabelle (11) Burdick, Cierra
03/30/14	Noon	$ vs. Maryland	L	62-73	11097	(31) Simmons, Meighan	(14) Graves, Bashaara

^ - Junkanoo Jam
* - Conference game
# - SEC Tournament
$ - NCAA Tournament

ATTENDANCE SUMMARY	GAMES	TOTALS	AVG/GAME
HOME	18	205027	11390
AWAY	13	70234	5403
NEUTRAL	4	26758	6690
TOTAL	35	302019	8629

BREAKING IT DOWN

2013-14 Lineup Combinations

◢ Tennessee utilized seven different starting lineup combinations for the 2013-14 season.

Gms.	Rec.	Line-up (F-F-C-G-G)
1-6, 19	7-0	Burdick, Graves, Harrison, Massengale, Simmons
7, 11-13	2-2	Graves, Harrison, Massengale, Simmons, Carter
8, 14-16	3-1	Jones, Harrison, Russell, Massengale, Simmons
9, 18	1-1	Jones, Graves, Harrison, Massengale, Simmons
10	1-0	Burdick, Graves, Massengale, Simmons, Carter
17	1-0	Jones, Burdick, Harrison, Russell, Massengale
20-35	14-2	Burdick, Graves, Harrison, Carter, Simmons

UT's Win/Loss Differential

Wins: +68 (1), +51 (1), +40 (1), +39 (1), +34 (1), +30 (1), +28 (1), +24 (3), +21 (1), +20 (1), +16 (2), +15 (1), +14 (1), +12 (3), +11 (1), +10 (3), +9 (2), +6 (1), +5 (1), +4 (1), +1 (1)
Losses: -14 (1), -11 (2), -6 (1), -4 (1), -3 (1)

Offensive Opportunities

Tennessee shooting from the field (all games):
20%FG: None
30%FG: vs. MD (.358), @STAN (.358), @MT (.361), @MIZ (.377), GT (.380)
40%FG: AUB (.493), @MSU (.490). MISS (.486), UTC/OAK (.485), vs. A&M (.478), vs. SMU (.466), TROY/UK (.463), @LSU (.462), @ UGA (.455), SJU (.453), TEX/@VU (.429), @MISS/vs. UK (.426), vs. LSU (.424), SC (.420), LSU (.417), @ALA (.412), ND (.409), @UNC, NSU (.403)
50%FG: VU (.582), LIPS (.579), TSU (.578), @TAMU (.541), vs. UVA (.528), UF (.508)
60%FG: ARK (.622)

Dee --- Fense

Opponents shooting from the field (all games):
10%FG: TSU (.189)
20%FG: LIPS (.224), vs. SMU (.263), @MT (.288), @MIZ (.292)
30%FG: @UNC (.304), UTC (.306), OAK (.308), TROY, @ALA (.333), @TAMU (.338), MISS (.346), GT (.351), SJU (.352), NSU (.358), AUB/@LSU (.361), vs. LSU (.373), vs. UVA (.381), TEX (.382), SC (.385), vs. MD (.386), @UGA (.397)
40%FG: @MSU/@MISS (.403), LSU (.406), VU (.413), @STAN (.424), @VU/UK (.429), UF (.433), ARK (.439), vs. UK (.444), vs. A&M (.478)
50%FG: ND (.500)

Leading at the Break (26)

@UNC, GT, OAK, vs. SMU, TEX, TROY, TSU, LIPS, LSU, @UGA, MISS, @VU, @MSU, ND, UF, @A&M, ARK, @MISS, VU, AUB, @ MIZ, @LSU, SC, vs. A&M, NSU, SJU

Tied at the Break (1)

UTC

Trailing at the Break (8)

@MT, vs. UVA, @STAN, @ALA, UK, vs. LSU, vs. UK, vs. MD

2013-14 LADY VOL WEEK-BY-WEEK RANKINGS

WEEK	GAMES PLAYED	RECORD	AP/USA TODAY
Nov. 4	W-at #RV/RV Middle Tennessee	1-0	4/4
Nov. 11	W-at #12/11 UNC, W-#RV/NR UTC, W-#RV/RV GA. TECH	3-0	4/3
Nov. 18	W-OAKLAND	1-0	3/4
Nov. 25	W-vs. Virginia, W-vs. #NR/RV SMU	2-0	3/4
Dec. 2	W-#RV/RV TEXAS	1-0	3/3
Dec. 9	W-TROY	1-0	3/3
Dec. 16	W-TENNESSEE STATE, L-at #6/5 Stanford	1-1	3/3
Dec. 23	W-LIPSCOMB	1-0	5/5
Dec. 30	L-#16/16 LSU, W-at #19/18 Georgia	1-1	5/5
Jan. 6	W-OLE MISS, L-at RV/RV Vanderbilt	1-1	8/8
Jan. 13	W-at Mississippi State	1-0	12/10
Jan. 20	L-#2/2 NOTRE DAME, W-FLORIDA, W-at #17/15 Texas A&M	2-1	11/12
Jan. 27	W-ARKANSAS, W-at Alabama	2-0	10/10
Feb. 3	W-at Ole Miss	1-0	8/8
Feb. 10	W-#18/19 VANDERBILT, L-#18/18 KENTUCKY	1-1	8/8
Feb. 17	W-AUBURN, W-at Missouri	2-0	10/10
Feb. 24	W-at #RV/23 LSU, W-#4/5 SOUTH CAROLINA	2-0	10/9
Mar. 3	W-vs. LSU, W-vs. #15/14 Texas A&M, W-vs. #12/13 Kentucky	3-0	6/6
Mar. 17	W-NORTHWESTERN STATE, W-#NR/RV ST. JOHN'S	2-0	3/3
Mar. 24	L-vs. #11/9 Maryland	0-1	3/3

GAME 1

#4/4 UT at RV/RV Middle Tennessee // Nov. 8, 2013

Tennessee			FG	3PT	FT	REBS	PF	TP	A	TO	Bl	St	Min
11	BURDICK, Cierra	f	3-13	0-1	0-0	4-7-11	4	6	2	2	0	1	31
12	GRAVES, Bashaara	f	2-2	0-0	0-0	1-3-4	5	4	1	0	0	1	16
20	HARRISON, Isabelle	c	5-7	0-0	3-4	1-6-7	4	13	1	2	1	0	17
5	MASSENGALE, Ariel	g	2-9	0-3	8-9	1-1-2	3	12	5	4	0	4	37
10	SIMMONS, Meighan	g	2-11	1-5	4-5	1-3-4	4	9	0	4	0	0	29
00	REYNOLDS, Jordan		0-3	0-0	0-0	0-0-0	2	0	0	1	0	0	12
2	JONES, Jasmine		1-3	0-1	0-2	0-0-0	4	2	1	1	1	1	10
14	CARTER, Andraya		2-4	2-3	4-4	2-2-4	4	10	1	0	1	0	26
21	RUSSELL, Mercedes		5-9	0-0	1-4	2-5-7	3	11	1	0	3	1	22
	TEAM					4-3-7							
	Totals.....		21-61	3-13	20-28	16-30-46	33	67	12	14	6	8	200

TOTAL FG%	1st Half: 9-33 27.3%	2nd Half: 13-28 46.4%	Game: 36.1%
3-Pt. FG%	1st Half: 1-8 12.5%	2nd Half: 2-5 40.0%	Game: 23.1%
F Throw %	1st Half: 3-5 60.0%	2nd Half: 17-23 73.9%	Game: 71.4%

Middle Tennessee			FG	3PT	FT	REBS	PF	TP	A	TO	Bl	St	Min
21	ROWE, Ebony	f	6-19	1-1	8-9	8-8-16	2	21	0	1	1	2	40
34	JONES, Olivia	f	3-4	3-4	1-4	1-3-4	2	10	3	4	0	1	30
42	STEWART, KeKe	c	0-3	0-1	0-3	1-3-4	4	0	0	1	0	0	27
5	CASON, Shanice	g	2-13	1-4	5-8	2-8-10	4	10	5	4	0	1	34
52	LEONARD, Laken	g	1-7	1-6	0-0	0-1-1	4	3	0	3	0	1	28
2	BRINKLEY, Janay		0-0	0-0	0-0	0-0-0	1	0	0	3	0	0	4
3	PETTY, Ty		0-2	0-0	0-0	0-0-0	4	0	0	1	0	0	3
10	SELLS, MacKenzie		0-0	0-0	0-0	0-0-0	0	0	0	1	0	0	2
23	MARCH, Lauren		1-2	0-0	1-2	1-0-1	1	3	0	0	0	0	8
24	DOW, China		3-8	0-2	2-5	2-1-3	1	8	1	0	1	3	17
32	WARDEN, Carolina		0-0	0-0	0-0	0-0-0	0	0	0	1	0	0	3
50	JOHNSON, Janiece		1-1	0-0	0-0	0-0-0	2	2	0	0	0	0	4
	TEAM					4-1-5							
	Totals.....		17-59	6-18	17-31	19-25-44	25	57	9	19	2	8	200

TOTAL FG%	1st Half: 11-30 36.7%	2nd Half: 6-29 20.7%	Game: 28.8%
3-Pt. FG%	1st Half: 5-13 38.%%	2nd Half: 1-5 20.0%	Game: 33.3%
F Throw %	1st Half: 7-13 53.8%	2nd Half: 10-18 55.6%	Game: 54.8%

Officials: Eric Koch, Metta Roberts, Troy Winders
Technical fouls: Tennessee-None. Middle Tennessee-None.
Attendance: 11,227

Points in the paint-UT 32, MTSU 22. Points off turnovers-UT 16, MTSU 15.
2nd chance points-UT 7, MTSU 15. Fast break points-UT 4, MTSU 4.
Bench points-UT 23, MTSU 13. Score tied-4 times. Lead changed-7 times.
Last FG-UT 2nd-05:55, MTSU 2nd-00:36.
Largest lead-UT by 10 2nd-04:12, MTSU by 14 1st-00:41.

Score by Periods	1st	2nd	Total
Tennessee	22	45	67
Middle Tennessee	34	23	57

MURFREESBORO, Tenn. - A year after opening the season with a road loss to an in-state foe, the Lady Vols were determined to not let that same predicament happen again. After the first 20 minutes at the Murphy Center, the fourth-ranked Lady Vols were once again in a perilous situation.

But a furious charge to begin the second half made sure Holly Warlick's team didn't have a repeat of last season's opener, as Tennessee played stout defense while getting its shooting in gear in the final 20 minutes for a 67-57 victory over Middle Tennessee.

Tennessee trailed 34-22 at halftime before reeling off the first 14 points of the second half to surge into the lead at 36-34 with 14 minutes left in regulation.

The game stayed within one possession for the next five minutes before Tennessee was able to secure a comfortable advantage.

Junior Isabelle Harison led Tennessee with 13 points while grabbing seven rebounds. Junior guard Ariel Massengale scored 12 points and handed out five assists.

Freshman Mercedes Russell tallied 11 points in her debut game with the Lady Vols. In her return to the court after missing most of last season with an injury, Andraya Carter added 10 points, including a pair of clutch three-pointers.

Despite a tough shooting night, Cierra Burdick grabbed a team-high 10 rebounds, as Tennessee out-rebounded the Blue Raiders, 46-44.

UT's top two scorers from a year ago: Meighan Simmons (9 points) and Bashara Graves (4 points) were limited to a total of 13 points.

MT was led by Ebony Rowe, who tallied 21 points and grabbed 16 rebounds. Shanice Cason also had a double-double with 10 points and 10 rebounds for the Blue Raiders (0-1).

Russell's jumper with 13:58 left in the second half gave Tennessee a 36-34 lead, the team's first edge since 10-9 midway in the first half.

After Middle Tennessee briefly regained the lead, the Lady Vols took the lead for good on a jumper by Harrison with 9:39 left in regulation. The lead moved to six on a three-pointer by Carter with 8:18 on the clock. The lead steadily moved to as large as 10. A pair of free throws by Massengale gave UT a 57-47 lead with 4:12 left in the game.

The Lady Vols' defense in the second half was outstanding, MT was limited to just 6-of-29 from the floor for 20.7 percent.

Tennessee shot 36.1 for the game including 46.4 in the second half, as the Lady Vols outscored Middle, 45-23, in the final 20 minutes

GAME 2

#4/4 UT at #12/11 North Carolina // Nov. 11, 2013

Tennessee			FG	3PT	FT	REBS	PF	TP	A	TO	Bl	St	Min
11	BURDICK, Cierra	f	4-13	0-2	0-0	4-5-9	5	8	5	4	1	1	26
12	GRAVES, Bashaara	f	3-13	0-1	2-2	4-4-8	2	8	3	2	0	0	32
20	HARRISON, Isabelle	c	4-5	0-0	6-6	1-5-6	3	14	0	2	1	2	18
5	MASSENGALE, Ariel	g	5-12	5-9	5-6	0-6-6	1	20	7	5	0	3	40
10	SIMMONS, Meighan	g	3-9	0-3	2-2	1-0-1	3	8	0	2	0	0	20
00	REYNOLDS, Jordan		2-4	1-2	0-0	1-2-3	1	5	0	1	0	1	9
2	JONES, Jasmine		3-5	0-0	0-1	2-3-5	3	6	1	5	0	2	18
14	CARTER, Andraya		3-3	2-2	2-2	2-1-3	4	10	0	0	0	1	19
21	RUSSELL, Mercedes		0-3	0-0	2-9	2-2-4	2	2	0	3	1	1	18
	TEAM					1-3-4							
	Totals.....		27-67	8-19	19-28	18-31-49	24	81	16	24	3	11	200

TOTAL FG%	1st Half: 15-34 44.1%	2nd Half: 12-33 36.4%	Game: 40.3%
3-Pt. FG%	1st Half: 7-15 46.7%	2nd Half: 1-4 25.0%	Game: 42.1%
F Throw %	1st Half: 3-5 60.0%	2nd Half: 16-23 69.6%	Game: 67.9%

North Carolina			FG	3PT	FT	REBS	PF	TP	A	TO	Bl	St	Min
1	MAVUNGA, Stephanie	f	4-9	1-2	2-7	5-7-12	5	11	1	0	4	0	28
34	MCDANIEL, Xylina	f	4-13	1-1	3-4	6-4-10	4	12	1	3	1	2	35
2	COLEMAN, Latifah	g	1-6	0-1	2-4	1-2-3	2	4	2	4	0	3	28
11	ROUNTREE, Brittany	g	5-8	1-3	2-2	0-2-2	3	13	0	5	0	3	24
23	DESHIELDS, Diamond	g	3-15	1-7	1-2	0-1-1	5	8	1	6	0	3	24
3	BUCKLAND, Megan		0-2	0-2	0-0	0-0-0	0	0	0	0	1	1	9
13	FULLER, Hillary		0-0	0-0	2-2	0-1-1	0	2	0	0	0	0	1
15	GRAY, Allisha		4-10	1-4	6-9	6-4-10	3	15	2	1	1	2	26
22	BRYANT, N'Dea		0-3	0-0	0-0	0-1-1	1	0	0	2	1	2	7
24	WASHINGTON, J.		0-3	0-2	0-0	0-1-1	2	0	2	1	0	1	11
30	SUMMERS, Hillary		0-0	0-0	0-0	0-0-0	1	0	0	0	0	0	2
31	JOHNSON, Erika		0-0	0-0	0-0	0-1-1	1	0	0	1	0	0	5
	TEAM					2-0-2							
	Totals.....		21-69	5-22	18-30	20-24-44	27	65	9	23	8	17	200

TOTAL FG%	1st Half: 9-37 24.3%	2nd Half: 12-32 37.5%	Game: 30.4%
3-Pt. FG%	1st Half: 2-10 20.0%	2nd Half: 3-12 25.0%	Game: 22.7%
F Throw %	1st Half: 8-13 61.5%	2nd Half: 10-17 58.8%	Game: 60.0%

Officials: Mark Zentz, Susan Blauch, Carla Fountain
Technical fouls: Tennessee-None. North Carolina-None.
Attendance: 4,923

Points in the paint-UT 22, NC 28. Points off turnovers-UT 12, NC 16.
2nd chance points-UT 11, NC 15. Fast break points-UT 6, NC 8.
Bench points-UT 23, NC 17. Score tied-2 times. Lead changed-2 times.
Last FG-UT 2nd-01:40, NC 2nd-01:58.
Largest lead-UT by 21 2nd-13:51, NC by 2 1st-17:08.

Score by Periods	1st	2nd	Total
Tennessee	40	41	81
North Carolina	28	37	65

CHAPEL HILL, N.C. - The No. 4 Lady Vols used hot shooting from three-point range to rout No. 12 North Carolina, 81-65, at Carmichael Arena as part of ESPN's Tip-Off Marathon. Tennessee defense was stifling in limiting UNC to just 30.4 percent from the floor.

UT (2-0) shot a sizzling 8-of-19 on three-pointers, led by Ariel Massengale's career-best five three-pointers. The junior guard tallied a career-high 20 points while grabbing a career-high-tying six rebounds and handing out seven assists.

Junior post Isabelle Harrison netted 14 points, as she was nearly perfect from the floor (4-of-5 from the floor and 6-of-6 from the line). Redshirt freshman guard Andraya Carter tallied 10 points, as she did not miss a shot making all three field goals and both foul shots.

Cierra Burdick led the Lady Vols' glass game with nine rebounds, as Tennessee outrebounded UNC, 49-44.

The Tar Heels (1-1) were paced by Allisha Gray, who scored 15 points. Brittany Rountree (13), Xylina McDaniel (12), and Stephanie Mavunga (11) also scored in double figures.

Tennessee opened the game hot from beyond the three-point arc. Massengale knocked down four three-pointers and Carter connected on both of her trifecta attempts as Tennessee led 40-28 at halftime. UT made 7-of-15 threes in the first half, while UNC converted just 2-of-10 treys.

Massengale (12) and Carter (10) combined for more than half of the Lady Vols' first-half point total.

Tennessee built a first-half lead as large as 14 points with 8:36 left in the half on the first three-point field goal of Jordan Reynolds' college career.

The second half was more of the same for Tennessee, as the Lady Vols continued to bomb away from beyond the arc. Tennessee scored the first seven points of the second half.

The Tar Heels missed their first eight shots from the field in the second half and were held without a field goal for more than eight minutes bridging the halves (0-of-12).

Simmons' layup with 13:51 left in the game put UT ahead by 20-plus points for the first time, 53-32.

North Carolina continued to chip away and cut its deficit to 11 points on a three-pointer by Mavunga with 5:46 left in the second half, 68-57.

Tennessee answered the Heels, however, and regained a lead of 15 points and held UNC at bay for the remainder of the game.

GAME 3

#4/3 UT vs. #RV/NR Chattanooga // Nov. 14, 2013

Chattanooga			FG	3PT	FT	REBS	PF	TP	A	TO	Bl	St	Min
31	HALL, Taylor	f	4-14	2-3	2-2	0-8-8	3	12	4	4	0	3	35
44	DEWART, Ashlen	f	4-8	2-5	3-4	1-5-6	1	13	0	1	0	0	25
01	PAYNE, Alicia	g	0-1	0-1	0-0	0-0-0	5	0	4	2	0	0	27
12	DOWNES, Meghan	g	3-9	2-5	3-4	0-2-2	0	11	1	1	0	0	26
33	JACKSON, Tatianna	g	0-5	0-0	0-2	5-0-5	3	0	2	3	0	1	24
11	TOWNS, Ka'Vonne		2-12	1-6	0-1	3-1-4	0	5	2	1	0	2	27
21	BLACK, Alex		2-3	2-3	0-0	0-0-0	2	6	2	2	0	2	18
25	SHUMPERT, Chesley		0-0	0-0	0-0	0-1-1	0	0	0	0	0	0	1
34	DUPREE, Faith		4-10	1-1	0-0	1-1-2	4	9	1	1	0	0	17
	TEAM					4-1-5				1			
	Totals.....		19-62	10-24	8-13	14-19-33	18	56	16	16	0	8	200

TOTAL FG%	1st Half: 11-27 40.7%	2nd Half: 8-35 2..9%	Game: 30.6%
3-Pt. FG%	1st Half: 6-16 37.5%	2nd Half: 4-8 50.0%	Game: 41.7%
F Throw %	1st Half: 4-4 100%	2nd Half: 4-9 44.4%	Game: 61.5%

Tennessee			FG	3PT	FT	REBS	PF	TP	A	TO	Bl	St	Min
11	BURDICK, Cierra	f	0-4	0-1	0-0	3-5-8	1	0	1	1	0	0	31
12	GRAVES, Bashaara	f	5-8	0-0	1-1	6-1-7	3	11	1	3	0	0	21
20	HARRISON, Isabelle	c	3-6	0-0	0-0	1-5-6	3	6	1	2	1	0	17
05	MASSENGALE, Ariel	g	4-7	4-5	4-5	0-2-2	2	16	5	1	0	1	17
10	SIMMONS, Meighan	g	4-13	1-5	1-1	1-2-3	1	10	3	3	0	2	28
00	REYNOLDS, Jordan		4-6	1-1	0-1	0-4-4	1	9	1	0	0	0	22
01	MOORE, Nia		2-3	0-0	0-0	3-2-5	2	4	0	2	2	0	12
02	JONES, Jasmine		2-7	0-0	0-0	1-5-6	4	4	3	3	0	1	17
14	CARTER, Andraya		1-1	1-1	2-2	0-2-2	0	5	1	2	0	1	13
21	RUSSELL, Mercedes		7-11	0-0	1-3	3-1-4	1	15	0	1	1	0	22
	TEAM					0-3-3							
	Totals.....		32-66	7-13	9-13	18-32-50	18	80	16	18	4	5	200

TOTAL FG%	1st Half: 14-32 43.8%	2nd Half: 18-34 52.9%	Game: 48.5%
3-Pt. FG%	1st Half: 2-6 33.3%	2nd Half: 5-7 71.4%	Game: 53.8%
F Throw %	1st Half: 2-2 100%	2nd Half: 7-11 63.6%	Game: 69.2%

Officials: Scott Yarbrough, Sue Blauch, John McCray
Technical fouls: Chattanooga-None. Tennessee-None.
Attendance: 10,508

Points in the paint-UTC 12, UT 40. Points off turnovers-UTC 6, UT 15.
2nd chance points-UTC 6, UT 18. Fast break points-UTC 4, UT 13.
Bench points-UTC 20, UT 37. Score tied-6 times. Lead changed-6 times.
Last FG-UTC 2nd-01:44, UT 2nd-00:35.
Largest lead-UTC by 7 1st-11:00, UT by 26 2nd-00:33.

Score by Periods	1st	2nd	Total
Chattanooga	32	24	56
Tennessee	32	48	80

KNOXVILLE - A year after being upset at Chattanooga, the Lady Vols made sure the Lady Mocs' visit to Knoxville didn't end with a similar result. After being tied at halftime, Tennessee pulled away for an 80-56 victory.

The #4/3 Lady Vols were led by junior guard Ariel Massengale, who scored 13 of her game-high 16 points in the decisive second half. In her regular-season home debut, Mercedes Russell posted a career-high 15 points. Bashaara Graves chipped in with 11 points and seven rebounds. Meighan Simmons scored 10.

Tennessee moved to 3-0, while Chattanooga evened its record at 1-1.

The Lady Vols shot 48.5 percent for the game, including 52.9 in the second half, making their first five three-point attempts in the final 20 minutes. UT's bench combined for 37 points. The Lady Vols out-rebounded UTC, 50-33, led by Cierra Burdick's eight.

Tennessee opened the second half on a 21-4 run, keyed by seven consecutive points by Massengale to start the game's second stanza. After scoring just three points in a foul-plagued first half, Massengale had 10 of the Lady Vols' first 21 points. UT led 53-36 less than seven minutes into the second half and never looked back.

Chattanooga shot 22.9 in the second half and forced UTC into 16 total turnovers. Tennessee outscored Chattanooga, 48-24, in the second half after the teams stood deadlocked at 32 at halftime.

In the first half, Chattanooga attacked primarily from long distance, going 6-of-16 from 3-point range. Tennessee did much of its damage in the paint, scoring 14 of its 32 first-half points inside. Isabelle Harrison had six points and four rebounds at the half, while freshman Mercedes Russell went 3-for-3 for six points in just 10 minutes.

Ka'Vonne Towns drove for a layup with 13 seconds remaining to knot the game at 32-32 heading into the break.

Russell had back-to-back buckets in the paint with under four minutes until halftime to push UT's lead to 26-23. The 6-6 rookie swished a smooth turnaround jumper from 10 feet out with 3:10 left to excite the home crowd.

Andraya Carter nailed a three-pointer from the left wing at the 7:44 mark to tie the game at 18-18. That shot sparked a 7-0 Tennessee run to push UT ahead. Carter hit a pair of free throws with 6:08 left to give UT a 20-18 lead. Simmons followed with a steal and a layup to give the team a four-point advantage.

GAME 4

#4/3 UT vs. #RV/RV Georgia Tech // Nov. 17, 2013

Georgia Tech			FG	3PT	FT	REBS	PF	TP	A	TO	Bl	St	Min
54	ROGERS,Roddreka	f	1-4	0-0	0-0	3-2-5	5	2	1	0	0	0	12
24	BIVINS,Shayla	c	0-0	0-0	0-0	0-2-2	4	0	0	0	1	0	8
02	WHITESIDE,Aaliyah	g	4-11	1-5	7-9	4-0-4	2	16	0	2	0	0	34
03	DAVIS,Kaela	g	9-20	4-10	6-6	1-4-5	2	28	0	3	0	1	37
15	MARSHALL,Tyaunna	g	6-25	0-0	1-2	3-4-7	3	13	1	1	0	4	35
01	MAYE,Dawnn		2-3	0-0	0-0	1-3-4	1	4	2	5	0	1	19
10	VUCKOVIC,Katarina		0-1	0-0	0-0	2-2-4	2	0	1	1	0	2	22
11	TAYLOR,Nariah		0-1	0-0	0-0	1-1-2	4	0	0	1	1	0	12
23	WALLACE,Sydney		5-11	3-6	0-0	1-0-1	4	13	1	2	0	0	19
32	FOUNTAIN,Donnaizha		0-1	0-0	0-0	0-0-0	1	0	0	1	0	0	2
	TEAM					4-0-4							
	Totals.....		27-77	8-21	14-17	20-18-38	28	76	6	16	2	8	200

TOTAL FG%	1st Half: 11-32 34.4%	2nd Half: 16-45 35.6%	Game: 35.1%
3-Pt. FG%	1st Half: 3-7 42.9%	2nd Half: 5-14 35.7%	Game: 38.1%
F Throw %	1st Half: 10-12 83.3%	2nd Half: 4-5 80.0%	Game: 82.4%

Tennessee			FG	3PT	FT	REBS	PF	TP	A	TO	Bl	St	Min
11	BURDICK, Cierra	f	2-9	0-0	3-4	2-6-8	2	7	0	0	0	1	24
12	GRAVES, Bashaara	f	9-19	0-1	5-6	14-4-18	0	23	5	4	0	0	30
20	HARRISON, Isabelle	c	1-4	0-0	8-11	8-10-18	3	10	0	4	2	1	20
05	MASSENGALE, Ariel	g	4-10	0-2	1-2	0-4-4	2	9	5	3	0	3	31
10	SIMMONS, Meighan	g	5-15	1-6	2-2	1-1-2	0	13	2	0	0	1	26
00	REYNOLDS, Jordan		0-3	0-1	0-0	0-0-0	0	0	2	0	0	1	9
01	MOORE, Nia		0-1	0-0	0-0	1-0-1	0	0	1	1	2	0	5
02	JONES, Jasmine		1-4	0-0	1-2	1-2-3	3	3	0	1	0	0	9
14	CARTER, Andraya		2-6	1-3	3-5	1-1-2	1	8	3	0	0	2	23
21	RUSSELL, Mercedes		6-8	0-0	2-2	2-3-5	3	14	0	4	0	0	23
	TEAM					3-1-4				1			
	Totals.....		30-79	2-13	25-34	33-32-65	14	87	18	18	4	9	200

TOTAL FG%	1st Half: 14-41 34.1%	2nd Half: 16-38 42.1%	Game: 38.0%
3-Pt. FG%	1st Half: 1-6 16.7%	2nd Half: 1-7 14.3%	Game: 15.4%
F Throw %	1st Half: 15-19 78.9%	2nd Half: 10-15 66.7%	Game: 73.5%

Officials: Bob Trammell, Carla Fountain, M.L. Willis
Technical fouls: Georgia Tech-None. Tennessee-None.
Attendance: 10,364

Points in the paint-GT 32, UT 46. Points off turnovers-GT 16, UT 24.
2nd chance points-GT 14, UT 21. Fast break points-GT 9, UT 22.
Bench points-GT 17, UT 25. Score tied-0 times. Lead changed-1 time.
Last FG-GT 2nd-00:52, UT 2nd-02:22.
Largest lead-GT by 2 1st-19:44, UT by 18 1st-02:51.

Score by Periods	1st	2nd	Total
Georgia Tech	35	41	76
Tennessee	44	43	87

KNOXVILLE - Tennessee improved to a 4-0 start after topping Georgia Tech, 87-76 at Thompson-Boling Arena. The #4/3 Lady Vols pounded the glass to the tune of 65 total rebounds, including 33 offensive boards. Bashaara Graves had the best game of her career with highs of 23 points, 18 rebounds and five assists. It was Graves' 13th career double-double.

Isabelle Harrison had 10 points and a career-high 18 rebounds for her seventh career double-double. It marked the second game that both Graves and Harrison each had double-doubles.

Freshman Mercedes Russell had 14 points in only 23 minutes. Meighan Simmons scored 13 for UT.

The Yellow Jackets (2-1) were led by freshman Kaela Davis -- the twin of Vols' freshman forward A.J. Davis -- who had 28 points on her brother's home court. Aaliyah Whiteside had 16 for Tech.

After Georgia Tech crept within five points, the Lady Vols ripped off a 12-0 run to firmly regain control of the win. Massengale canned back-to-back jumpers, followed by a bevy of free throws to put Tennessee ahead 82-65 with just under three minutes remaining.

Georgia Tech made a run which brought the Yellow Jackets within five points at 70-65 on a jumper by Sydney Wallace with 6:48 left in the game. Earlier in the half, Tech cut its deficit to four points, 64-60, with 10:30 left in the game.

Tennessee corralled 65 rebounds, the most in a game since also grabbing 65 vs. Marquette on Nov. 23, 1996. That ties for the sixth-most in a game in school history.

The 33 offensive rebounds were the most since the Lady Vols had 34 vs. Arkansas on Jan. 10, 2000. Graves' 14 offensive boards are the most since at least 2000.

Graves had a double-double in the first half alone with 14 points and 11 rebounds, as Tennessee jumped out to a 44-35 lead on the Yellow Jackets. Harrison also had 10 rebounds to go along with seven points.

Tennessee led by as many as 18 late in the first half at 41-23.

The Lady Vols dominated the glass, out-rebounding Tech, 33-18, including 20 offensive rebounds in the first half.

Tennessee improved to 6-0 all-time versus Georgia Tech, including Holly Warlick's first-career win as a head coach last season, 71-54, in Atlanta.

GAME 5

#3/4 UT vs. Oakland // Nov. 24, 2013

Oakland			FG	3PT	FT	REBS	PF	TP	A	TO	Bl	St	Min
23	BEE, Kim	f	3-10	0-0	0-0	3-6-9	2	6	0	3	3	4	28
44	NASH, Olivia	f	3-7	3-6	0-0	0-4-4	1	9	1	2	0	1	34
03	POPKEY, Elena	g	4-13	1-3	0-0	0-4-4	4	9	6	5	0	1	34
30	LIPSCOMB, Victoria	g	4-10	3-4	2-2	0-7-7	3	13	2	3	1	4	38
32	CARLTON, Amy	g	0-7	0-6	0-0	0-1-1	2	0	4	0	0	1	22
05	HAYES, Michele		0-2	0-1	0-0	0-0-0	0	0	0	4	0	0	7
10	HILL, Nijzah		2-3	1-1	0-1	1-0-1	0	5	0	1	0	0	4
21	ANDERSON, Nola		1-5	0-1	0-0	1-0-1	1	2	1	1	0	0	10
22	APSEY, Peyton		2-3	0-1	0-0	3-1-4	1	4	1	0	0	1	13
40	WATTERWORTH, B.		1-5	0-2	0-0	3-0-3	1	2	0	1	1	0	9
42	BROWN, Terri		0-0	0-0	0-0	0-0-0	1	0	0	0	0	0	1
	TEAM					2-1-3							
	Totals.....		20-65	8-25	2-3	13-24-37	16	50	15	20	5	12	200

TOTAL FG%	1st Half: 11-37 29.7%	2nd Half: 9-28 32.1%	Game: 30.8%
3-Pt. FG%	1st Half: 5-15 33.3%	2nd Half: 3-10 30.0%	Game: 32.0%
F Throw %	1st Half: 0-0 0.0%	2nd Half: 2-3 66.7%	Game: 66.7%

Tennessee			FG	3PT	FT	REBS	PF	TP	A	TO	Bl	St	Min
11	BURDICK, Cierra	f	3-8	0-0	2-2	1-5-6	2	8	3	1	0	0	23
12	GRAVES, Bashaara	f	6-10	0-0	3-3	5-6-11	0	15	1	1	1	0	24
20	HARRISON, Isabelle	c	5-9	0-0	1-2	1-3-4	1	11	0	2	1	1	20
05	MASSENGALE, Ariel	g	4-9	3-5	2-2	0-1-1	2	13	6	1	0	1	28
10	SIMMONS, Meighan	g	5-11	2-7	2-2	0-2-2	1	14	1	1	0	3	19
00	REYNOLDS, Jordan		1-5	1-3	2-3	0-4-4	1	5	4	1	0	3	17
01	MOORE, Nia		1-1	0-0	0-0	1-1-2	0	2	0	0	0	0	7
02	JONES, Jasmine		1-3	1-1	0-0	0-3-3	3	3	4	2	1	1	24
14	CARTER, Andraya		1-2	1-1	0-0	1-3-4	2	3	4	3	0	2	18
21	RUSSELL, Mercedes		5-8	0-0	0-0	1-4-5	0	10	0	2	0	0	20
	TEAM					1-1-2							
	Totals.....		32-66	8-17	12-14	11-33-44	12	84	23	14	3	11	200

TOTAL FG%	1st Half: 14-32 43.8%	2nd Half: 18-34 52.9%	Game: 48.5%
3-Pt. FG%	1st Half: 5-10 50.0%	2nd Half: 3-7 42.9%	Game: 47.1%
F Throw %	1st Half: 1-1 100%	2nd Half: 11-13 84.6%	Game: 85.7%

Officials: Laura Morris, Roy Gulbeyan, Kylie Galloway
Technical fouls: Oakland-None. Tennessee-None
Attendance: 10,313

Points in the paint-OAK 8, UT 40. Points off turnovers-OAK 10, UT 21.
2nd chance points-OAK 3, UT 17. Fast break points-OAK 2, UT 6.
Bench points-OAK 13, UT 23. Score tied-1 time. Lead changed-1 time.
Last FG-OAK 2nd-01:44, UT 2nd-00:15.
Largest lead-OAK by 2 1st-19:34, UT by 34 2nd-09:30.

Score by Periods	1st	2nd	Total
Oakland	27	23	50
Tennessee	34	50	84

KNOXVILLE - Tennessee used a 21-0 run bridging the halves to run away with an 84-50 victory over Oakland before 10,333 at Thompson-Boling Arena. The #3/4 Lady Vols (5-0) were led by sophomore Bashaara Graves (15 points and 11 rebounds) and senior Meighan Simmons (14 points).

Tennessee had five players score in double-figures, as junior Ariel Massengale had 13 points along with six assists. Junior Isabelle Harrison tallied 11 points, and freshman Mercedes Russell chipped in 10 points

The winless Oakland Golden Grizzlies (0-5) trailed the Lady Vols by one point with 2:29 left in the first half at, 28-27, but Tennessee opened the flood gates on offense and turned up the pressure on defense.

Tennessee outscored Oakland, 50-23, in the second half.

The Lady Vols scored the first 14 points of the second half, including eight in the first 44 seconds, to grab a 49-27 lead. The game was never closer than 20 points the rest of the way.

Tennessee led by as many as 34 points after Cierra Burdick knocked down a jumper with 9:30 left in regulation. That was also the margin of the final score after another jumper by Burdick.

Tennessee shot a sizzling 8-of-17 from three-point range in the game, making 48.5 percent from the floor overall. The Lady Vols' defense limited Oakland to just 30.8 percent from the floor.

For Graves, it was her 12th-career double-double.

The Golden Grizzlies were led by Victoria Lipscomb, who had 13 points, OU's only player in double figures.

Oakland was pesky throughout first half and was within one point in the final minutes before Tennessee canned back-to-back three-pointers to end the half and take a 34-27 lead at halftime. Reynolds and Simmons connected on consecutive treys for the seven-point lead at intermission.

Tennessee's largest lead of the first half was 14 points, as a Simmons' layup finished a 13-2 spurt midway through the half to put UT ahead 25-11 with 7:25 left on the clock.

Simmons led all scorers with 10 points in the first half.

GAME 6

#3/4 UT vs. Virginia // Nov. 28, 2013

Virginia			FG	3PT	FT	REBS	PF	TP	A	TO	Bl	St	Min
10	WOLFE, Kelsey	*	4-9	1-5	3-4	0-5-5	5	12	4	3	0	2	22
14	GERSON, Lexie	*	1-5	0-2	2-2	0-3-3	2	4	3	0	0	2	27
23	FRANKLIN, Ataira	*	8-20	2-6	7-9	1-2-3	1	25	6	3	0	1	39
42	IMOVBIOH, Sarah	*	2-4	0-0	1-5	3-2-5	4	5	0	3	0	0	28
44	UMERI, Sydney	*	1-2	0-0	0-3	3-1-4	4	2	1	2	0	0	25
03	BARNETTE, Sarah Beth		0-1	0-1	0-0	0-0-0	0	0	0	0	0	0	10
12	MASON, Breyana		1-8	0-0	1-2	0-0-0	0	3	0	1	0	0	19
15	GARNER, Jaryn		0-0	0-0	0-0	0-0-0	0	0	0	0	0	0	0+
20	RANDOLPH, Faith		7-13	1-2	1-3	2-3-5	2	16	1	2	0	2	25
33	GAFFNEY, Reshaun		0-1	0-0	0-0	0-0-0	0	0	1	0	0	0	5
34	FIORAVANTI, Amanda		0-0	0-0	0-0	0-0-0	0	0	0	0	0	0	0+
	Team					6-4-10				1			
	Totals.....		24-63	4-16	15-28	15-20-35	18	67	16	15	0	7	200

TOTAL FG%	1st Half: 13-29 44.8%	2nd Half: 11-34 32.4%	Game: 38.1%
3-Pt. FG%	1st Half: 2-10 20.0%	2nd Half: 2-6 33.3%	Game: 25.0%
F Throw %	1st Half: 11-20 55.0%	2nd Half: 4-8 50.0%	Game: 53.6%

Tennessee			FG	3PT	FT	REBS	PF	TP	A	TO	Bl	St	Min
05	MASSENGALE, Ariel	*	4-8	2-5	0-0	0-1-1	2	10	13	5	0	1	40
10	SIMMONS, Meighan	*	11-20	8-17	2-4	0-3-3	1	32	5	2	0	0	36
11	BURDICK, Cierra	*	4-8	0-2	2-2	1-5-6	2	10	0	2	0	0	28
12	GRAVES, Bashaara	*	2-3	0-0	3-6	3-2-5	3	7	1	0	0	0	16
20	HARRISON, Isabelle	*	2-5	0-0	2-4	0-7-7	2	6	0	1	2	0	22
00	REYNOLDS, Jordan		2-3	1-1	0-0	0-1-1	0	5	0	1	0	0	11
02	JONES, Jasmine		1-1	0-0	0-0	1-3-4	4	2	0	0	0	0	11
14	CARTER, Andraya		0-2	0-1	0-0	1-1-2	3	0	2	2	1	0	16
21	RUSSELL, Mercedes		2-3	0-0	0-0	1-2-3	3	4	0	2	1	1	20
	TEAM					1-3-4				3			
	Totals.....		28-53	11-26	9-16	8-28-36	20	76	21	18	4	2	200

TOTAL FG%	1st Half: 14-29 48.3%	2nd Half: 14-24 58.3%	Game: 52.8%
3-Pt. FG%	1st Half: 6-16 37.5%	2nd Half: 5-10 50.0%	Game: 42.3%
F Throw %	1st Half: 1-2 50.0%	2nd Half: 8-14 57.1%	Game: 56.3%

Officials: Cheryl Flores, Michelle Jones, Angela Lewis
Technical fouls: Virginia-None. Tennessee-TEAM.
Attendance: 456

Points in the paint-UVA 26, UT 18. Points off turnovers-UVA 19, UT 22.
2nd chance points-UVA 10, UT 11. Fast break points-UVA 2, UT 6.
Bench points-UVA 19, UT 11. Score tied-2 times. Lead changed-3 times.
Last FG-UVA 2nd-01:26, UT 2nd-01:21.
Largest lead-UVA by 10 1st-05:02, UT by 12 2nd-06:05.

Score by Periods	1st	2nd	Total
Virginia	39	28	67
Tennessee	35	41	76

FREEPORT, Bahamas - Meighan Simmons drained a career-high-tying eight three pointers and finished with a season-best 32 points to help #3/4 Tennessee win its opening game in the Junkanoo Jam over Virginia, 76-67, at St. George's High School Gymnasium.

The Lady Vols remained unbeaten at 6-0 and improved their streak to 14 straight against unranked opponents.

Simmons nailed 11 of 20 shots from the field, including eight of 17 from long range, to help Tennessee overcome a four-point halftime deficit and being down by as many as 10 in the first half.

Junior point guard Ariel Massengale had a hand in the Big Orange charge back against the Cavaliers, dishing out a career-best 13 assists and scoring 10 points for her second career double-double. Her assist total tied for the third best in school history behind 18 from Dawn Marsh (3/6/88 vs. Georgia) and 14 from Holly Warlick (2/12/78 vs. Memphis State). Massengale equaled the totals of Shannon Bobbitt (12/16/07 vs. Gonzaga) and Marsh (1/11/87 vs. Kentucky).

Junior forward Cierra Burdick added 10 points and six boards for the Lady Vols, who improved to 14-3 all-time vs. Virginia and 6-1 at neutral sites.

UVa (3-3) was paced by 25 from Ataira Franklin, 16 from Faith Randolph and 12 from Kelsey Wolfe, as the Cavaliers outscored UT in the paint, 26-18.

After shooting 44.8% in the first half, UT limited the Cavaliers to 32.4% in the second half, while the Lady Vols improved their marksmanship from 48.3% in the opening 20 minutes to 58.3% in the second frame and 52.8% for the game.

Tennessee moved on to face SMU for the Junkanoo Jam Lucaya Division championship.

The Lady Vols suffered through a foul-plagued first half, as they were whistled for 14 to only six for Virginia and trailed at the break, 39-35. Seven different Lady Vols went into the locker room at the half with two fouls.

Simmons willed UT back from several deficits in the first 20 minutes, including a 7-0 start by UVa, with 17 points. She had already achieved her season high at that point.

Head coach Holly Warlick also drew a whistle, picking up a technical with 2.9 seconds remaining in the first frame. It was her first as head coach.

GAME 7

#3/4 UT vs. #NR/RV SMU // Nov. 29, 2013

Tennessee	FG	3PT	FT	REBS	PF	TP	A	TO	Bl	St	Min
05 MASSENGALE, Ariel *	5-11	2-5	4-5	0-5-5	1	16	5	1	0	0	29
10 SIMMONS, Meighan *	3-13	2-9	0-0	1-1-2	1	8	4	1	0	1	30
12 GRAVES, Bashaara *	4-7	0-0	2-3	4-6-10	1	10	1	0	0	1	21
14 CARTER, Andraya *	2-4	0-1	0-0	3-1-4	3	4	2	4	0	1	21
20 HARRISON, Isabelle *	5-6	0-0	0-0	0-2-2	5	10	0	2	0	0	7
00 REYNOLDS, Jordan	2-4	1-1	0-0	0-4-4	4	5	3	0	0	2	20
01 MOORE, Nia	1-2	0-0	4-4	4-2-6	1	6	0	1	2	0	12
02 JONES, Jasmine	5-8	1-1	2-2	2-2-4	1	13	0	1	0	1	16
11 BURDICK, Cierra	3-11	0-2	0-0	1-6-7	3	6	2	0	1	1	24
21 RUSSELL, Mercedes	4-7	0-0	1-5	3-4-7	0	9	0	0	0	1	20
TEAM				0-3-3				1			
Totals.....	34-73	6-19	13-19	18-36-54	20	87	17	11	3	8	200

TOTAL FG%	1st Half: 15-39 38.5%	2nd Half: 19-34 55.9%	Game: 46.6%
3-Pt. FG%	1st Half: 3-11 27.3%	2nd Half: 3-8 37.5%	Game: 31.6%
F Throw %	1st Half: 6-10 60.0%	2nd Half: 7-9 77.8%	Game: 68.4%

SMU	FG	3PT	FT	REBS	PF	TP	A	TO	Bl	St	Min
00 PERRY, Kiara *	1-7	0-1	2-2	1-3-4	3	4	3	3	0	1	30
05 SIMPSON, Akil *	3-6	0-0	5-8	3-1-4	4	11	0	1	0	0	20
10 BAKER, Korina *	2-4	0-1	4-5	2-1-3	3	8	1	4	0	1	21
23 MAYS, Keena *	3-14	0-3	6-8	0-6-6	1	12	3	3	0	0	32
31 HIVES-MCCRAY, D. *	3-5	0-0	0-2	0-3-3	5	6	0	3	2	1	21
03 WILKINS, Gabrielle	2-10	0-1	0-0	1-1-2	1	4	0	0	1	1	22
25 JOHNSON, Krystal	0-1	0-0	0-0	0-0-0	0	0	1	0	0	0	11
32 SHORT, Raven	1-7	0-3	0-0	0-2-2	2	2	0	0	0	0	17
44 SINGLETON, Mallory	0-3	0-0	0-2	0-3-3	3	0	1	1	0	0	26
TEAM				2-2-4	1						
Totals.....	15-57	0-9	17-27	9-22-31	23	47	9	15	3	4	200

TOTAL FG%	1st Half: 8-29 27.6%	2nd Half: 7-28 25.0%	Game: 26.3%
3-Pt. FG%	1st Half: 0-3 0.0%	2nd Half: 0-6 0.0%	Game: 0.0%
F Throw %	1st Half: 11-18 61.1%	2nd Half: 6-9 66.7%	Game: 63.0%

Officials: Michelle Jones, Angela Lewis, Tiffany Bird
Technical fouls: Tennessee-Burdick, Cierra. SMU-Hives-McCray, D.
Attendance: 563

Points in the paint-UT 38,SMU 24. Points off turnovers-UT 13,SMU 4.
2nd chance points-UT 18,SMU 4. Fast break points-UT 6,SMU 4.
Bench points-UT 39,SMU 6. Score tied-1 time. Lead changed-0 times.
Last FG-UT 2nd-01:55, SMU 2nd-01:33.
Largest lead-UT by 40 2nd-04:56, SMU None.

Score by Periods	1st	2nd	Total
Tennessee	39	48	87
SMU	27	20	47

FREEPORT, Bahamas - Ariel Massengale paced No. 3/4 Tennessee with 16 points and the Lady Vols used a big second half to crush SMU, 87-47, and win the Lucaya Division championship of the 11th-annual Junkanoo Jam.

The victory marked UT's first holiday tournament title since winning the 2005 Paradise Jam during Thanksgiving break in the U.S. Virgin Islands. The Lady Vols (7-0) had advanced to the title game after defeating Virginia, 76-67, on Thursday afternoon.

Bashaara Graves posted her second double-double of the year with 10 points and 10 assists. Isabelle Harrison had 10 points, most coming off a big surge early in the second half, and played just seven minutes because of foul trouble. Jasmine Jones was strong off the bench, scoring 13 points off 5-of-8 shooting and corralling four rebounds.

Tennessee shot 46.6 percent for the game, including 55.9 percent in the second half (19-of-34). UT outscored the Mustangs, 48-20, after halftime. The Lady Vols enjoyed a 54-31 rebounding advantage for the game.

With under seven minutes remaining, Cierra Burdick stole the ball and pushed it ahead to set up a Nia Moore tip-in. Jones split a pair of defenders on UT's next possession to push the Lady Vols' lead to 35 points at 76-41 with 6:06 remaining. A three-pointer by Jones at the top of the arc with 4:30 left extended the UT lead to 40 points (81-41).

Sophomore center Moore entered the game after a big UT run early in the second half and helped maintain UT's dominance in the post with a pair of blocks down low. With under 12 minutes left in the game, Burdick hit a mid-range jumper from her right elbow to stretch Tennessee's lead to 30 points at 63-33.

Tennessee opened the second half with an 8-2 burst to create some separation. Storming out of the gate, UT surged with a quick score by Harrison, a drive and a bucket by Massengale and another layup by Harrison. Harrison would score again on an assist by Andraya Carter before a third foul sent her to the UT bench. The Lady Vol surge continued with a Massengale three ball and a nice dish by Mercedes Russell inside to Graves, giving Tennessee a 21-point edge at 52-31 with 17:11 remaining.

UT led 39-27 at the half. Massengale paced the team with 11 points and four assists heading in to the break and Graves had a team-best nine boards at that point.

GAME 8

#3/3 UT vs. RV/RV Texas // Dec. 8, 2013

Texas	FG	3PT	FT	REBS	PF	TP	A	TO	Bl	St	Min
03 ENEMKPALI, Nneka f	6-8	0-0	0-1	5-6-11	6	12	1	2	1	0	25
40 LANG, Kelsey c	2-9	0-0	0-0	0-5-5	2	4	0	0	0	0	22
01 DAVENPORT, E. g	3-4	2-3	2-2	1-2-3	4	10	3	5	0	1	25
04 HENDERSON, Krystle g	5-14	1-3	0-0	2-2-4	1	11	6	1	0	1	34
24 FUSSELL, Chassidy g	4-16	1-10	3-3	1-2-3	3	12	0	3	0	0	31
02 RODRIGO, Celina	0-1	0-1	0-0	0-1-1	3	0	2	1	0	0	17
20 TAYLOR, Brianna	1-3	0-0	0-0	0-1-1	1	2	0	0	0	0	4
23 MAZIONYTE, GiGi	1-1	0-0	0-0	1-0-1	0	2	1	1	0	0	14
32 SANDERS, Brady	0-4	0-3	0-0	0-0-0	2	0	1	3	0	0	11
34 MCGEE-STAFFORD, I.	4-8	0-0	0-0	3-2-5	3	8	1	4	0	0	17
TEAM				1-2-3							
Totals.....	26-68	4-20	5-6	14-23-37	25	61	15	20	1	2	200

TOTAL FG%	1st Half: 13-35 37.1%	2nd Half: 13-33 39.4%	Game: 38.2%
3-Pt. FG%	1st Half: 1-7 14.3%	2nd Half: 3-13 23.1%	Game: 20.0%
F Throw %	1st Half: 0-0 0.0%	2nd Half: 5-6 83.3%	Game: 83.3%

Tennessee	FG	3PT	FT	REBS	PF	TP	A	TO	Bl	St	Min
02 JONES, Jasmine f	1-4	1-1	0-0	3-3-6	2	3	0	4	0	1	14
20 HARRISON, Isabelle f	7-17	0-0	4-6	3-5-8	1	18	1	1	1	1	29
21 RUSSELL, Mercedes c	0-0	0-0	2-2	1-3-4	2	2	0	0	0	0	13
05 MASSENGALE, Ariel g	5-12	1-4	4-6	1-2-3	1	15	7	3	0	2	36
10 SIMMONS, Meighan g	6-10	0-2	1-2	0-3-3	2	13	4	4	0	0	29
00 REYNOLDS, Jordan	1-2	0-1	0-0	0-1-1	0	2	1	1	0	2	7
11 BURDICK, Cierra	3-7	0-0	4-7	2-6-8	1	10	1	2	0	1	28
12 GRAVES, Bashaara	2-9	0-0	3-4	4-2-6	2	7	1	3	0	1	23
14 CARTER, Andraya	2-2	1-1	0-0	0-3-3	1	5	1	0	0	3	21
TEAM				2-1-3							
Totals.....	27-63	3-9	18-27	16-29-45	12	75	16	18	1	11	200

TOTAL FG%	1st Half: 11-30 36.7%	2nd Half: 16-33 48.5%	Game: 42.9%
3-Pt. FG%	1st Half: 1-4 25.0%	2nd Half: 2-5 40.0%	Game: 33.3%
F Throw %	1st Half: 5-6 83.3%	2nd Half: 13-21 61.9%	Game: 66.7%

Officials: Lisa Mattingly, Bob Trammell, Michael McConnell
Technical fouls: Texas-Enemkpali, Nneka. Tennessee-None.
Attendance: 11,659

Points in the paint-TEX 42,UT 32. Points off turnovers-TEX 21,UT 16.
2nd chance points-TEX 15,UT 10. Fast break points-TEX 2,UT 16.
Bench points-TEX 12,UT 24. Score tied-1 time. Lead changed-0 times.
Last FG-TEX 2nd-01:29, UT 2nd-00:58.
Largest lead-TEX None, UT by 15 2nd-04:34.

Score by Periods	1st	2nd	Total
Texas	27	34	61
Tennessee	28	47	75

KNOXVILLE - The third-ranked Tennessee Lady Vols held off Texas' mid-game rallies to pull away for a 75-61 victory at Thompson-Boling Arena.

Texas cut Tennessee's lead to one point three times, but the Lady Vols got timely scoring from their veteran players to improve to 8-0 this season.

Sophomore Isabelle Harrison led the Lady Vols by matching her career high with 18 points to go along with eight rebounds. Junior Ariel Massengale added 15 points, 11 of them coming in the second half. She also dished out a team-leading seven assists.

Texas (6-3) was led offensively by Chassidy Fussell and Nneka Enemkpali, who both finished with 12 points.

Tennessee opened the second half with a 5-0 run, but Texas eventually closed the lead to 35-34. Faced with another Longhorn rally, the Lady Vols responded with a 9-0 run.

Junior Cierra Burdick hit a jumper on the right wing on an assist by Ariel Massengale to give Tennessee a 42-34 lead with 13:19 left. Mercedes Russell added a pair of free throws less than a minute later to stretch the Lady Vols' lead to 10.

Tennessee led by as many as 15 points in the second half, going up 65-50 on a layup by senior Meighan Simmons with 4:34 left. Simmons finished with 13 points, scoring 11 in the second half.

Coming off the bench for just the second time in 2013-14, Burdick helped Tennessee on both ends of the court. She finished with 10 points and eight boards.

With the victory, the Lady Vols opened the season with an 8-0 record for the first time since the 2009-10 season.

Tennessee out-rebounded Texas, 45-37, marking the first time a team has had more rebounds in a game against the Longhorns during the current season.

The Lady Vols opened the game on an 11-2 run and led the rest of the way, though Texas slowly closed in on Tennessee's lead. The Lady Vols did not score in the final 4:12 of the first half, and a jumper by Krystle Henderson brought the Longhorns within one point, 28-27 at halftime.

Harrison led Tennessee at halftime with eight points on 3-for-9 shooting from the field and added four rebounds. Eight Lady Vols were in the scoring column in the first half.

Sunday's game was Tennessee's first contest since winning the Junkanoo Jam in the Bahamas on Nov. 28 and 29 against Virginia and SMU.

GAME 9

#3/3 UT vs. Troy // Dec. 14, 2013

Troy	FG	3PT	FT	REBS	PF	TP	A	TO	Bl	St	Min
05 LANCASTER, Brianna f	1-4	0-0	0-0	1-1-2	4	2	0	0	0	0	8
50 ROSS, Dominique f	1-2	0-0	0-0	0-2-2	2	2	1	1	1	1	17
03 HARDEN, Joanna g	5-17	0-3	4-7	0-4-4	0	14	2	4	1	1	34
04 BEVERLY-KELLEY, A. g	8-14	1-5	5-7	2-0-2	2	22	5	8	0	4	34
14 BOWIE, Brooke g	3-9	2-5	0-1	2-9-11	3	8	2	2	1	4	37
20 MAIGA, Aissata	0-1	0-0	0-2	0-0-0	0	0	0	1	0	1	4
23 EMERSON, Kristen	0-0	0-0	0-0	0-0-0	1	0	0	0	0	0	6
24 LEWIS, Chant	1-6	1-2	0-0	0-0-0	2	3	0	1	0	0	14
33 DAY, Lauren	0-2	0-0	2-2	0-0-0	0	2	0	1	0	0	10
35 COLEMAN, Kourtney	1-6	0-1	2-5	3-0-3	5	4	0	2	0	2	23
42 GARRETT, Ronita	3-8	0-2	1-1	2-2-4	4	7	1	1	0	1	13
TEAM				1-0-1				1			
Totals.....	23-69	4-18	14-25	11-18-29	23	64	11	22	3	14	200

TOTAL FG%	1st Half: 9-31 29.0%	2nd Half: 14-38 36.8%	Game: 33.3%
3-Pt. FG%	1st Half: 1-8 12.5%	2nd Half: 3-10 30.0%	Game: 22.2%
F Throw %	1st Half: 9-15 60.0%	2nd Half: 5-10 50.0%	Game: 56.0%

Tennessee	FG	3PT	FT	REBS	PF	TP	A	TO	Bl	St	Min
02 JONES, Jasmine f	4-8	0-0	1-2	4-6-10	1	9	2	4	0	0	22
12 GRAVES, Bashaara f	6-9	0-0	4-7	4-1-5	1	16	2	2	0	3	21
20 HARRISON, Isabelle c	4-5	0-0	5-5	4-8-12	2	13	0	3	1	1	12
05 MASSENGALE, Ariel g	1-5	0-3	3-4	1-1-2	0	5	6	2	0	1	22
10 SIMMONS, Meighan g	5-14	1-7	5-6	2-3-5	3	16	1	6	0	0	18
00 REYNOLDS, Jordan	2-3	1-1	0-0	0-2-2	4	5	1	1	0	1	16
01 MOORE, Nia	4-9	0-0	2-2	6-7-13	1	10	3	3	2	1	22
11 BURDICK, Cierra	4-11	0-0	7-8	4-6-10	4	15	3	6	0	0	23
14 CARTER, Andraya	2-7	0-1	0-1	2-0-2	2	4	6	0	0	2	23
21 RUSSELL, Mercedes	5-9	0-0	0-2	1-7-8	2	10	1	1	2	2	21
TEAM				4-1-5							
TOTALS.....	37-80	2-12	27-37	32-42-74	20	103	25	28	5	11	200

TOTAL FG%	1st Half: 18-44 40.9%	2nd Half: 19-36 52.8%	Game: 46.3%
3-Pt. FG%	1st Half: 2-12 16.7%	2nd Half: 0-0 0.0%	Game: 16.7%
F Throw %	1st Half: 11-16 68.8%	2nd Half: 16-21 76.2%	Game: 73.0%

Officials: William Smith, Rob Fessler, Angel Stanton
Technical fouls: Troy-TEAM. Tennessee-None.
Attendance: 11,358

Points in the paint-TROY 28,UT 56. Points off turnovers-TROY 26,UT 25.
2nd chance points-TROY 7,UT 31. Fast break points-TROY 13,UT 18.
Bench points-TROY 16,UT 44. Score tied-0 times. Lead changed-0 times.
Last FG-TROY 2nd-00:26, UT 2nd-00:58.
Largest lead-TROY None, UT by 44 2nd-01:36.

Score by Periods	1st	2nd	Total
Troy	28	36	64
Tennessee	49	54	103

KNOXVILLE - The Lady Vols put up a season-high 103 points behind six double-digit scoring efforts in a 103-64 thrashing of Troy in front of 11,358 people at Thompson-Boling Arena.

The 103 points were the most since a 110-45 victory over Alabama on January 6, 2011, while the six players with 10+ points marked the first time since March 8, 2013 vs. Florida in the SEC Tournament.

With the triumph, the Lady Vols improved to 9-0, the first time the UT had begun a season winning the first nine games since 2009-10. Tennessee also extended its home win streak to 12-straight.

The Lady Vols moved to 1-0 all-time vs. Troy, winning the inaugural meeting between the two teams.

Meighan Simmons and Bashaara Graves led the way with 16 points each, while Cierra Burdick, after tallying just two points in the first half, finished with 15, Isabelle Harrison had 13 and Nia Moore and Mercedes Russell each had 10.

Moore, Harrison, Burdick and Jasmine Jones each finished with double-digit rebound efforts tallying 13, 12, 10, and 10 each as Tennessee recorded the second-most rebounds in school history with 74, the most since 1988.

Harrison recorded her second double-double of the season, eighth career, Burdick notched her first double-double on the year and seventh career and Moore had her first career double-double on the night.

The three double-doubles by Lady Vols marked the sixth time in history that Tennessee has achieved the feat, the last coming vs. Florida on Feb. 26, 2006 when Candace Parker (34 pts, 15 rebs), Tye'sha Fluker (22 pts, 16 rebs) and Shanna Zolman (22 pts, 10 assts) did so.

Tennessee finished the game with a season-high 28 turnovers, the most since recording 31 vs. Kentucky last season.

The Lady Vols started the game off hitting a free throw off of an administrative technical foul, as Troy did not get its lineup in time, and never looked back.

Tennessee took a 49-28 lead into the locker room at half time, scoring a season-high 49 points at the break, besting their 44 scored against Georgia Tech. The Lady Vols also took down a season-high 40 boards before halftime (33 vs. GT).

The 49 points in the opening 20 minutes were the most since the Lady Vols put up 49 vs. Alabama on Jan. 20, 2013.

Both Simmons and Graves tallied 10 points before the half, while Harrison netted nine. Simmons notched her sixth double-digit effort of the season and 85th of her career while Graves tallied her fourth of the year, 34th career.

GAME 10

#3/3 UT vs. Tennessee State // Dec. 17, 2013

Tennessee State	FG	3PT	FT	REBS	PF	TP	A	TO	Bl	St	Min
25 JOHNSON, Jayda f	2-5	0-0	1-1	1-0-1	2	5	0	1	0	0	24
30 HUDSON, Chelsea f	3-15	0-2	3-6	5-2-7	3	9	1	1	0	3	28
03 DAVIS, Imani g	2-11	0-3	0-0	1-5-6	2	4	0	4	0	2	25
04 LEONARD, Jemilah g	0-6	0-3	0-0	0-0-0	2	0	0	2	0	0	13
12 ALLEN, Rachel g	2-8	1-4	7-8	1-2-3	2	12	2	3	0	1	35
02 BEATTY, Diamond	2-7	0-5	2-4	0-2-2	1	6	1	1	0	0	21
05 MORROW, Briana	1-7	0-2	1-1	3-3-6	0	3	0	3	0	2	13
20 LAWRENCE, Brianna	0-2	0-1	0-0	0-0-0	1	0	0	0	0	0	8
22 HADDOCK, Alexis	0-1	0-1	0-0	0-0-0	0	0	0	0	0	1	3
23 MORRIS, Alana	2-9	0-1	0-2	2-3-5	0	4	0	1	0	0	23
33 MCCARTHY, Julie	0-3	0-0	0-0	1-0-1	4	0	0	0	0	0	7
TEAM				4-0-4							
Totals.....	14-74	1-22	14-22	18-17-35	17	43	4	16	0	9	200

TOTAL FG%	1st Half: 6-36 16.7%	2nd Half: 8-38 21.1%	Game: 18.9%
3-Pt. FG%	1st Half: 1-11 9.1%	2nd Half: 0-11 0.0%	Game: 4.5%
F Throw %	1st Half: 6-11 54.5%	2nd Half: 8-11 72.7%	Game: 63.6%

Tennessee	FG	3PT	FT	REBS	PF	TP	A	TO	Bl	St	Min
11 BURDICK, Cierra f	5-9	0-0	2-2	0-4-4	3	12	2	0	1	2	23
12 GRAVES, Bashaara f	6-6	0-0	5-6	2-6-8	1	17	1	2	1	1	17
05 MASSENGALE, Ariel g	2-6	2-6	2-2	0-3-3	0	8	5	1	0	0	20
10 SIMMONS, Meighan g	5-8	1-3	2-2	0-3-3	1	13	7	6	0	3	27
14 CARTER, Andraya g	3-7	0-2	1-2	4-3-7	4	7	3	1	0	1	23
00 REYNOLDS, Jordan	3-8	0-2	0-0	0-3-3	3	6	6	3	0	2	28
01 MOORE, Nia	3-4	0-0	1-2	1-7-8	2	7	1	4	3	0	19
20 HARRISON, Isabelle	4-7	0-0	4-6	5-6-11	3	12	2	2	0	2	18
21 RUSSELL, Mercedes	6-9	0-0	0-0	0-7-7	2	12	0	2	6	0	25
TEAM				1-3-4							
Totals.....	37-64	3-13	17-22	13-45-58	19	94	27	21	11	11	200

TOTAL FG%	1st Half: 22-33 66.7%	2nd Half: 15-31 48.4%	Game: 57.8%
3-Pt. FG%	1st Half: 1-7 14.3%	2nd Half: 2-6 33.3%	Game: 23.1%
F Throw %	1st Half: 9-10 90.0%	2nd Half: 8-12 66.7%	Game: 77.3%

Officials: Joe Cunningham, Eric Brewton, Ed Sidlasky
Technical fouls: Tennessee State-None. Tennessee None.
Attendance: 9,607

Points in the paint-TSU 24,UT 54. Points off turnovers-TSU 16,UT 23.
2nd chance points-TSU 7,UT 21. Fast break points-TSU 4,UT 18.
Bench points-TSU 13,UT 37. Score tied-0 times. Lead changed-0 times.
Last FG-TSU 2nd-00:47, UT 2nd-00:27.
Largest lead-TSU None, UT by 51 2nd-04:58.

Score by Periods	1st	2nd	Total
Tennessee State	19	24	43
Tennessee	54	40	94

KNOXVILLE - Third-ranked Tennessee moved to 10-0 for the first time since the National Championship season of 2007-08 with a 94-43 victory over Tennessee State at Thompson-Boling Arena.

Bashaara Graves led the Lady Vols with 17 points, as five players scored in double figures. She was joined by Meighan Simmons (13), Cierra Burdick (12), Isabelle Harrison (12) and Mercedes Russell (12) with 10-plus points. Harrison added 11 points for her third double-double of the season.

Tennessee was dominant in all aspects of the wire-to-wire win: field goal percentage (57.8%-18.9%), rebounds (58-35), assists (27-4), blocks (11-0), points in the paint (54-24), fast break points (18-4) and bench points (37-13). The Lady Vols held TSU to 1-of-22 from three-point range.

The win by 51 points was the largest of the season and largest since a 53-point win over Alcorn State (90-37) on Nov. 25, 2012.

Tennessee opened the game scoring 17 of the first 18 points and never looked back. Tennessee State was held without a field goal for the first 5:31 of the game. Graves got off to a quick start with eight of the Lady Vols' first 17 points, making her first three shots.

The Lady Vols opened a 27-5 lead on a steal and fast-break layup by Simmons with 12 minutes left in the first half. The lead ballooned to 38-9 with eight minutes left in the first half, as Graves became the first UT player to hit double figures.

The Lady Tigers reached double figures with 5:49 left in the first half on a three-pointer by Rachel Allen. That made the score, 42-12, Tennessee.

Tennessee led 54-19 at halftime, as Graves led all scorers with 14 points.

The lead hit 40 on a Graves' free throw 2:37 into the second half, 61-21.

Tennessee took a 50-plus point lead on a Russell layup with five minutes left for an 88-37 advantage.

Tennessee State (3-8) was led by Allen, who scored 12.

GAME 11

#3/3 UT at #6/5 Stanford // Dec. 21, 2013

Tennessee			FG	3PT	FT	REBS	PF	TP	A	TO	Bl	St	Min
12	GRAVES, Bashaara	f	6-9	0-0	2-3	3-2-5	2	14	0	0	0	0	34
20	HARRISON, Isabelle	c	4-10	0-0	2-3	5-8-13	2	10	0	4	1	1	31
05	MASSENGALE, Ariel	g	4-13	1-4	8-10	0-4-4	3	17	4	4	0	1	38
10	SIMMONS, Meighan	g	5-18	1-6	4-7	3-3-6	0	15	1	0	0	0	26
14	CARTER, Andraya	g	2-8	1-3	2-2	1-0-1	4	7	0	2	0	2	26
00	REYNOLDS, Jordan		0-2	0-1	0-0	1-0-1	0	0	1	0	0	0	5
02	JONES, Jasmine		0-3	0-0	0-0	0-0-0	2	0	0	3	0	0	12
11	BURDICK, Cierra		2-3	1-1	0-0	2-1-3	5	5	3	1	0	0	15
21	RUSSELL, Mercedes		1-1	0-0	0-0	1-1-2	0	2	1	0	1	0	13
	TEAM					5-0-5							
	Totals.....		24-67	4-15	18-25	21-19-40	18	70	10	14	2	4	200

TOTAL FG%	1st Half: 10-32 31.3%	2nd Half: 14-35 40.0%	Game: 35.8%
3-Pt. FG%	1st Half: 0-6 0.0%	2nd Half: 4-9 44.4%	Game: 26.7%
F Throw %	1st Half: 9-11 81.8%	2nd Half: 9-14 64.3%	Game: 72.0%

Stanford			FG	3PT	FT	REBS	PF	TP	A	TO	Bl	St	Min
03	RUEF, Mikaela	f	1-7	0-0	6-8	3-5-8	4	8	3	1	1	0	29
13	OGWUMIKE, Chiney	f	15-25	0-0	2-4	11-9-20	2	32	1	5	3	1	40
21	JAMES, Sara	f	1-3	0-0	0-0	0-0-0	0	2	0	0	0	1	10
01	THOMPSON, Lili	g	5-12	3-5	1-2	0-2-2	1	14	3	1	1	1	35
33	ORRANGE, Amber	g	3-7	1-1	2-3	1-1-2	4	9	5	4	0	1	34
00	GREEN, Alex		0-1	0-0	0-0	0-1-1	1	0	1	1	0	0	11
04	GREENFIELD, Taylor		3-8	3-5	2-4	0-1-1	2	11	2	1	0	0	30
24	MCCALL, Erica		0-1	0-0	0-0	0-1-1	1	0	0	1	0	0	7
32	JOHNSON, Kailee		0-2	0-0	0-0	0-1-1	1	0	0	0	0	0	4
	TEAM					4-3-7							
	Totals.....		28-66	7-11	13-21	19-24-43	16	76	15	14	5	4	200

TOTAL FG%	1st Half: 16-34 47.1%	2nd Half: 12-32 37.5%	Game: 42.4%
3-Pt. FG%	1st Half: 4-6 66.7%	2nd Half: 3-5 60.0%	Game: 63.6%
F Throw %	1st Half: 1-2 50.0%	2nd Half: 12-19 63.2%	Game: 61.9%

Officials: Michael Price Marianna Karp, Penny Davis
Technical fouls: Tennessee-None. Stanford-None.
Attendance: 6,044

Points in the paint-UT 30,STAN 34. Points off turnovers-UT 9,STAN 22.
2nd chance points-UT 24,STAN 20. Fast break points-UT 6,STAN 4.
Bench points-UT 7,STAN 11. Score tied-1 time. Lead changed-1 time.
Last FG-UT 2nd-01:03, STAN 2nd-00:28.
Largest lead-UT by 4 1st-19:00, STAN by 12 1st-07:42.

Score by Periods	1st	2nd	Total
Tennessee	29	41	70
Stanford	37	39	76

STANFORD, Calif. - The No. 3-ranked Tennessee Lady Vols rallied from a double-digit deficit late but could not complete the comeback in their first loss of the season, 76-70, to No. 6/5 Stanford at Maples Pavilion.

Stanford (10-1) scored 13 unanswered points early in the game and stayed in front from there. Tennessee (10-1) cut that lead to just two points with a minute left at 70-68 before the Cardinal iced the game with free throw shooting.

Junior Ariel Massengale scored 17 points to lead the Lady Vols in the loss, thanks to 8-of-10 shooting from the free throw line. Sophomore Isabelle Harrison recorded a double-double with 10 points and 13 rebounds.

Stanford's Chiney Ogwumike led all scorers with 32 points on 15 of 25 shooting. She also earned 20 -- nearly half -- of her team's 43 rebounds.

Stanford built a 70-59 lead with 4:32 left in the game on a pair of free throws by Mikaela Ruef, but the Lady Vols were not finished yet.

Tennessee went on a tear from that point, scoring nine unanswered points. Four different players scored during the 9-0 run, and redshirt freshman Andraya Carter hit a three-pointer to cut the lead to 70-68 off a pass from Massengale with 1:03 left.

The Cardinal drained most of their shot clock and Amber Orrange completed a three-point play to put Stanford ahead by 73-68 with 28 seconds left. Stanford hit three more free throws during the closing seconds to assure the victory.

Four Lady Vols finished with at least 10 points. In addition to Massengale and Harrison, senior Meighan Simmons added 15 points and sophomore Bashaara Graves finished with 14.

A 13-0 Stanford run early in the opening minutes ultimately spelled the difference in the game. Russell eventually drove in for a layup to end the streak for the Lady Vols, but by that time, Stanford led 13-6 with 14:35 on the clock and never trailed from there.

Stanford led by as many as 12 points in the half and took a 37-29 lead into halftime. Ogwumike scored 18 points on 9-of-12 shooting plus 11 rebounds to lead her team.

Taylor Greenfield hit a three-pointer with four seconds left in the half to give the Cardinal a 37-29 lead heading into the locker rooms. Greenfield accounted for three of Stanford's four first-half three-pointers, while the Lady Vols were held scoreless (0 for 6) from beyond the arc.

The Lady Vols started the second half by getting right back in the game. Massengale hit Tennessee's first three-pointer of the game to cap a 7-0 UT run and cut the lead to 44-40 with 16:03 left in the game.

The Lady Vols finished the game shooting 24 of 67 from the field (36 percent), while Stanford was 28 of 66 (42 percent).

GAME 12

#5/5 UT vs. Lipscomb // Dec. 29, 2013

Lipscomb			FG	3PT	FT	REBS	PF	TP	A	TO	Bl	St	Min
12	SOUTHERN, Ashley	f	4-12	0-1	0-0	0-5-5	3	8	0	2	1	1	28
01	DILLARD, Maya	g	0-5	0-0	1-2	0-3-3	2	1	3	6	0	1	32
03	BLISS, Sara	g	3-10	3-6	0-0	0-4-4	3	9	1	4	0	0	32
10	FOTHERGILL, Danay	g	4-17	2-6	3-3	3-0-3	5	13	0	1	1	0	29
21	SMITH, Kelli	g	0-5	0-2	0-0	0-2-2	2	0	1	1	0	1	24
02	CHARPENTIER, M.		0-1	0-1	0-0	1-1-2	1	0	1	1	0	0	11
20	SPANN, Elise		2-6	1-2	2-4	2-2-4	1	7	0	2	0	0	17
23	LEGATE, Faith		2-7	0-0	0-0	3-0-3	1	4	0	0	0	0	13
33	APPLE, Brooklyn		0-2	0-2	0-0	0-0-0	1	0	0	0	0	0	3
42	REECE, Jess		0-2	0-0	0-0	1-0-1	2	0	0	1	1	0	11
	TEAM					2-2-4							
	Totals.....		15-67	6-20	6-9	12-19-31	21	42	6	18	3	3	200

TOTAL FG%	1st Half: 10-35 28.6%	2nd Half: 5-32 15.6%	Game: 22.4%
3-Pt. FG%	1st Half: 5-11 45.5%	2nd Half: 1-9 11.1%	Game: 30.0%
F Throw %	1st Half: 4-5 80.0%	2nd Half: 2-4 50.0%	Game: 66.7%

Tennessee			FG	3PT	FT	REBS	PF	TP	A	TO	Bl	St	Min
12	GRAVES, Bashaara	f	4-6	0-0	3-7	5-2-7	2	11	2	0	0	0	16
20	HARRISON, Isabelle	c	11-13	0-0	4-7	4-11-15	1	26	0	1	3	4	18
05	MASSENGALE, Ariel	g	3-7	1-3	0-0	0-2-2	1	7	6	1	0	0	20
10	SIMMONS, Meighan	g	4-5	3-4	4-5	0-0-0	3	15	2	2	0	1	18
14	CARTER, Andraya	g	1-2	1-2	0-0	0-2-2	2	3	1	1	0	1	19
00	REYNOLDS, Jordan		2-5	1-4	0-0	1-5-6	2	5	8	1	0	1	27
01	MOORE, Nia		5-9	0-0	1-2	2-3-5	0	11	0	0	1	0	16
02	JONES, Jasmine		3-7	0-2	1-2	1-3-4	2	7	3	4	1	1	21
11	BURDICK, Cierra		6-14	0-0	1-1	4-6-10	0	13	7	1	0	2	26
21	RUSSELL, Mercedes		5-8	0-0	2-3	1-6-7	1	12	2	0	5	0	19
	TEAM					1-2-3				1			
	Totals.....		44-76	6-15	16-27	19-42-61	14	110	31	12	10	10	199

TOTAL FG%	1st Half: 23-36 63.9%	2nd Half: 21-40 52.5%	Game: 57.9%
3-Pt. FG%	1st Half: 5-8 62.5%	2nd Half: 1-7 14.3%	Game: 40.0%
F Throw %	1st Half: 11-19 57.9%	2nd Half: 5-8 62.5%	Game: 59.3%

Officials: Denise Brooks, Charlie Hust, Kim Thebo
Technical fouls: Lipscomb-None. Tennessee-None.
Attendance: 12,046

Points in the paint-LIP 16,UT 66. Points off turnovers-LIP 9,UT 16.
2nd chance points-LIP 3,UT 24. Fast break points-LIP 0,UT 10.
Bench points-LIP 11,UT 48. Score tied-0 times. Lead changed-0 times.
Last FG-LIP 2nd-00:11, UT 2nd-00:24.
Largest lead-LIP None, UT by 71 2nd-00:22.

Score by Periods	1st	2nd	Total
Lipscomb	29	13	42
Tennessee	62	48	110

KNOXVILLE - A week after suffering their first loss of the season, the #5 Lady Vols returned to their winning ways with a dominating 110-42 victory over Lipscomb at Thompson-Boling Arena.

The point total of 110 was the most since UT posted a 110-45 win over Alabama on Jan. 6, 2011. The margin of victory of +68 was also the largest a 68-point win over Princeton (107-39) on Dec. 20, 2005.

Junior Isabelle Harrison had her fifth double-double of the season with a career-high 26 points and 15 rebounds. She also had four steals and three blocks. Harrison did that all in just 18 minutes, as UT improved to 11-1 on the campaign.

Six Lady Vols scored in double figures. In addition to Harrison, Meighan Simmons (15), Cierra Burdick (13), Mercedes Russell (12), Bashaara Graves (11), Nia Moore (11) all scored 10-plus. Burdick grabbed 10 rebounds for her eighth career double-double. Jordan Reynolds had a career-high eight assists.

Tennessee shot a season-high 57.9 percent from the floor and held Lipscomb to 22.4 percent. The Lady Vols out-rebounded the Lady Bisons, 61-31, for a 30-rebound margin.

The Lady Vols opened a 62-29 lead at halftime, scoring their most points in a first half since netting 62 vs. Western Carolina in the 2005 NCAA Tournament First-Round (3/20/2005). The 62 first-half points tied for the fourth-most in a first half in UT history.

Harrison had a double-double in the first half alone with 12 points and 10 rebounds. Simmons led all scorers with 14 points in the first half.

Tennessee raced out to a 25-4 lead less than eight minutes into the game, including 15 consecutive points. The Lady Vols' defense held the Lady Bisons scoreless for more than six minutes.

UT was blazing hot from the floor, making 15-of-19 to begin the half. That included a streak of six made baskets in a row as UT took a 39-14 lead with eight minutes left in the half.

Lipscomb started 1-of-16 and missed 12 shots in a row for one span.

Tennessee took a 31-point lead at 51-20 on a three-pointer by Simmons with 5:12 left in the half.

The Lady Vols' shooting was sensational in the first half, making 23-of-36 for 64 percent. Their field goal defense was equally impressive. Lipscomb was held to just 10-of-35 from the floor in the first half for 28.6 percent.

All 10 active Tennessee players had scored less than 21 minutes into the game.

Harrison's 14 second-half point were more than all of the Lady Bisons in the final 20 minutes (13).

GAME 13

#5/5 Tennessee vs. #16/16 LSU // Jan. 2, 2014

LSU		FG	3PT	FT	REBS	PF	TP	A	TO	Bl	St	Min
55	PLAISANCE, Theresa f	5-11	1-1	4-4	2-0-2	5	15	0	3	0	2	20
21	MCKINNEY, Shanece c	2-2	0-0	2-4	1-4-5	4	6	0	0	3	0	29
05	KENNEY, Jeanne g	3-6	1-4	7-7	0-3-3	2	14	5	6	0	0	36
11	MONCRIEF, Raigyne g	0-2	0-0	3-4	0-1-1	4	3	2	1	1	1	13
32	BALLARD, Danielle g	11-25	0-0	3-3	5-3-8	3	25	4	0	1	4	34
01	YOUNGBLOOD, D.	0-2	0-0	0-1	2-1-3	1	0	0	0	0	0	8
04	PEDERSEN, Anne	0-2	0-0	0-0	0-2-2	1	0	0	0	0	0	9
10	RHODES, Jasmine	0-0	0-0	0-0	0-0-0	0	0	0	0	0	0	2
13	HILL, Rina	0-1	0-0	0-0	0-0-0	0	0	1	2	0	0	8
24	HARDEN, Dashawn	5-11	4-7	3-4	1-1-2	3	17	0	1	0	1	28
42	BOYKIN, Sheila	0-2	0-0	0-0	3-0-3	2	0	0	0	0	0	13
	TEAM				2-2-4				1			
	Totals.....	26-64	6-12	22-27	16-17-33	25	80	12	14	5	8	200

TOTAL FG%	1st Half: 15-41 36.6%	2nd Half: 11-23 47.8%	Game: 40.6%
3-Pt. FG%	1st Half: 2-6 33.3%	2nd Half: 4-6 66.7%	Game: 50.0%
F Throw %	1st Half: 8-11 72.7%	2nd Half: 14-16 87.5%	Game: 81.5%

Tennessee		FG	3PT	FT	REBS	PF	TP	A	TO	Bl	St	Min
12	GRAVES, Bashaara f	3-5	0-0	1-1	2-1-3	1	7	0	0	0	1	17
20	HARRISON, Isabelle c	7-13	0-0	12-16	3-7-10	3	26	0	5	0	1	30
05	MASSENGALE, Ariel g	3-12	0-3	4-6	0-2-2	1	10	12	2	0	3	37
10	SIMMONS, Meighan g	4-6	4-4	3-3	0-1-1	5	15	1	5	0	0	25
14	CARTER, Andraya g	1-4	0-3	0-0	2-1-3	2	2	0	0	1	1	25
00	REYNOLDS, Jordan	0-0	0-0	0-0	0-0-0	1	0	0	1	0	0	4
02	JONES, Jasmine	3-10	0-1	2-2	7-3-10	2	8	2	4	1	2	21
11	BURDICK, Cierra	0-3	0-0	0-0	2-4-6	2	0	1	2	0	0	19
21	RUSSELL, Mercedes	4-7	0-0	1-4	3-1-4	1	9	0	0	1	0	22
	TEAM				3-5-8				1			
	Totals.....	25-60	4-11	23-32	22-25-47	18	77	16	20	3	8	200

TOTAL FG%	1st Half: 13-27 48.1%	2nd Half: 12-33 36.4%	Game: 41.7%
3-Pt. FG%	1st Half: 4-6 66.7%	2nd Half: 0-5 0.0%	Game: 36.4%
F Throw %	1st Half: 14-16 87.5%	2nd Half: 9-16 56.3%	Game: 71.9%

Officials: Mark Zentz, Bryan Enterline, Felicia Grinter
Technical fouls: LSU-None. Tennessee-Simmons, Meighan; TEAM.
Attendance: 14,437

Points in the paint-LSU 36,UT 36. Points off turnovers-LSU 18,UT 22.
2nd chance points-LSU 17,UT 13. Fast break points-LSU 6,UT 4.
Bench points-LSU 17,UT 17. Score tied-3 times. Lead changed-4 times.
Last FG-LSU 2nd-05:21, UT 2nd-00:47.
Largest lead-LSU by 16 2nd-04:37, UT by 7 1st-04:45.

Score by Periods	1st	2nd	Total
LSU	40	40	80
Tennessee	44	33	77

KNOXVILLE - Fifth-ranked Tennessee suffered its first home loss in 15 games as the Lady Vols were upset by #16 LSU, 80-77, in a heartbreaker. The loss marked the first victory for former Lady Vols star and Nikki Caldwell as a head coach against her alma mater.

With the game tied at 55-55 midway through the second half, LSU surged on a 20-4 run to take a 75-59 lead with 4:37 left in the game. That lead of 16 proved to be too much for the Lady Vols.

On a night that Tennessee retired Candace Parker's jersey No. 3 prior to the game, the Lady Vols made a furious comeback in the final minutes. Tennessee used an 18-3 run to get within one point in the final seconds.

Isabelle Harrison (career-high tying 26 points) hit short jumper to make it a two-point game, 78-76 with 44 seconds left. With a chance to tie the game at 78, Harrison missed the second of two free throws with 15.9 seconds remaining. LSU's Raigyne Moncrief grabbed the rebound and called timeout with 13.9 left.

Moncrief then made a pair of foul shots to regain a three-point Tigers' lead, 80-77 with 12 seconds left. Tennessee had a chance to tie the game but Andraya Carter's 3-point attempt at the buzzer rimmed out.

The Lady Vols (11-2 overall) dropped an SEC opener for the first time in 17 years, winning every lid-lifter since 1996-97. LSU also moved to 11-2.

Senior Meighan Simmons scored 15 while Ariel Massengale had second double-double of the season with 10 points and 10 assists. Jasmine Jones had eight points and grabbed 10 rebounds.

The game was within seven points for the first 33 minutes prior to a 3-pointer by Harden, which gave LSU the largest lead of the game at 65-56. A minute later Harden added a pair of free throws for the first double-digit margin of the game, 67-57.

Simmons was called for a technical foul after her fourth personal foul, which disqualified her from the game. Lady Vols head coach Holly Warlick was also whistled for a technical foul and LSU proceeded to make 5-of-6 free throws with 4:37 on the clock to take a commanding 75-59 lead. That burst of points pushed LSU's run to 20-4.

The Lady Vols had tied the game at 55 on a short outback jumper by Jones with 10:46 left in the game. But LSU reeled off the next seven points to lead 62-55 with nine minutes remaining.

The first half saw the Lady Vols' Simmons (15) and LSU's Ballard (17) dual on the scoreboard as Tennessee held a 44-40 lead at intermission. Harrison closed the half in dramatic fashion with a layup as time expired.

the Lady Vols to a pair of National Championships in 2007 and 2008.

GAME 14

#5/5 UT at #19/18 Georgia // Jan. 5, 2014

Tennessee		FG	3PT	FT	REBS	PF	TP	A	TO	Bl	St	Min
02	JONES, Jasmine *	2-5	0-1	2-2	1-1-2	1	6	0	2	0	1	24
05	MASSENGALE, Ariel *	8-14	2-4	10-10	0-2-2	0	28	2	2	0	2	30
10	SIMMONS, Meighan *	3-9	1-3	4-5	0-5-5	1	11	0	4	0	2	24
20	HARRISON, Isabelle *	5-11	0-0	8-8	3-7-10	4	18	2	2	1	1	22
21	RUSSELL, Mercedes *	3-5	0-0	1-2	3-2-5	3	7	1	3	1	0	26
00	REYNOLDS, Jordan	0-1	0-1	0-0	1-1-2	1	0	1	0	0	0	16
01	MOORE, Nia	0-0	0-0	0-0	0-0-0	0	0	0	0	0	0	1
11	BURDICK, Cierra	0-2	0-0	0-0	0-2-2	4	0	1	3	0	0	16
12	GRAVES, Bashaara	2-3	0-0	3-4	2-0-2	4	7	0	4	1	1	17
14	CARTER, Andraya	2-5	2-2	2-2	3-2-5	1	8	2	0	0	1	24
	TEAM				2-5-7							
	Totals.....	25-55	5-11	30-33	15-27-42	19	85	9	20	3	8	200

TOTAL FG%	1st Half: 11-21 52.4%	2nd Half: 14-34 41.2%	Game: 45.5%
3-Pt. FG%	1st Half: 2-5 40.0%	2nd Half: 3-6 50.0%	Game: 45.5%
F Throw %	1st Half: 16-17 94.1%	2nd Half: 14-16 87.5%	Game: 90.9%

Georgia		FG	3PT	FT	REBS	PF	TP	A	TO	Bl	St	Min
01	MILLER, Khaalidah *	1-9	1-6	2-2	1-1-2	2	5	5	3	0	1	35
13	HEMPE, Merritt *	5-7	0-1	3-4	2-4-6	5	13	3	2	1	0	29
15	DONALD, Krista *	6-8	0-1	6-7	4-2-6	3	18	2	3	0	3	38
20	BARBEE, Shacobia *	6-13	0-3	0-3	3-0-3	2	12	0	3	0	3	25
31	FORD, Erika *	3-8	1-1	0-0	1-2-3	0	7	1	2	0	1	24
03	GRIFFIN, Tiaria	4-16	3-10	4-4	0-2-2	3	15	1	0	0	0	21
21	CAUSWELL, Kaelyn	0-0	0-0	0-1	1-0-1	3	0	1	1	0	0	8
23	WASHINGTON, Halle	0-1	0-0	0-0	0-0-0	1	0	0	0	0	0	5
24	BUTLER, Marjorie	0-1	0-0	0-0	0-0-0	4	0	2	3	0	1	15
	TEAM				2-4-6							
	Totals.....	25-63	5-22	15-21	14-15-29	23	70	15	17	1	9	200

TOTAL FG%	1st Half: 12-34 35.3%	2nd Half: 13-29 44.8%	Game: 39.7%
3-Pt. FG%	1st Half: 1-10 10.0%	2nd Half: 4-12 33.3%	Game: 22.7%
F Throw %	1st Half: 3-5 60.0%	2nd Half: 12-16 75.0%	Game: 71.4%

Officials: Tina Napier, Beverly Roberts, Michael McConnell
Technical fouls: Tennessee-None. Georgia-None.
Attendance: 6,571

Points in the paint-UT 36,UGA 34. Points off turnovers-UT 22,UGA 29.
2nd chance points-UT 18,UGA 16. Fast break points-UT 6,UGA 4.
Bench points-UT 15,UGA 15. Score tied-4 times. Lead changed-3 times.
Last FG-UT 2nd-07:39, UGA 2nd-01:39.
Largest lead-UT by 28 2nd-11:45, UGA by 4 1st-19:08.

Score by Periods	1st	2nd	Total
Tennessee	40	45	85
Georgia	28	42	70

ATHENS, Ga. - No. 5/5 Tennessee had dominating performances by Ariel Massengale and Isabelle Harrison and withstood a late surge by No. 19/18 Georgia to defeat the Lady Bulldogs, 85-70, for its first SEC victory of the season.

In the 61st meeting between the two teams, the Lady Vols (12-2, 1-1 SEC) played a strong inside game in the first half and built a 27-point lead in the second half before the Lady Bulldogs (12-3, 0-2 SEC) came storming back to make things interesting in the final two minutes.

Massengale, Andraya Carter and Meighan Simmons combined to go 9-of-10 from the free throw line in the final 1:10 to close out the game and halt Georgia's comeback attempt.

With 7:20 remaining, a layup by Krista Donald sparked a 21-0 Georgia run that pulled the Lady Bulldogs to within six points. Georgia had pulled back from being down by as many as 27 points to trail by just six, 76-70, with under two minutes left in the game. The run covered a span of 6:08 with Georgia attacking the paint and knocking down shots from all over.

Massengale set a new career high with 28 points on 8-of-14 shooting and a 10-of-10 effort from the stripe. Her previous career best was 20 points against North Carolina on Nov. 11. Harrison finished with 18 points and 10 rebounds for her sixth-consecutive double-double and seventh on the season. She scored all 18 of her points in the first half. Simmons added 11 points and five rebounds.

The Lady Vols led by as many as 27 at both the 9:28 mark and the 7:39 mark.

Tennessee enjoyed a strong start in the second half, thanks to aggressive play by Massengale. She scored 14 points on 6-of-6 shooting during a 21-9 UT run in the first seven minutes out of the break that pushed the Lady Vols' lead to 61-37.

Harrison was an offensive force in the first half, scoring 18 points on 5-of-7 shooting with an 8-of-8 effort from the line. Her putback with 20 seconds left in the half gave Tennessee a 40-28 advantage going into the break.

In the first half, the Lady Vols shot 52 percent (11-of-21) from the field and 94 percent (16-of-17) from the free-throw line. Georgia shot just 35 percent (12-of-34) from the field and 60 percent (3-of-5) from the stripe.

Both teams opened with a bit of a rocky start, as UT committed four turnovers and Georgia had three in the first three minutes of play. The Lady Vols attacked the paint early, going inside to Harrison and Mercedes Russell. A pair of free throws by Harrison just after the first media timeout gave UT a three-point advantage at 11-8.

GAME 15

#8/8 UT vs. Ole Miss // Jan. 9, 2014

Ole Miss			FG	3PT	FT	REBS	PF	TP	A	TO	Bl	St	Min
21	JOSEPH, Shequila	f	3-11	1-6	2-2	3-1-4	1	9	2	1	0	3	29
22	MCCRAY, Danielle	f	3-9	0-0	0-0	2-1-3	2	6	1	3	0	1	15
32	FALERU,Tia	f	3-8	0-0	2-4	6-3-9	4	8	0	0	0	0	20
03	MCFARLAND,Valencia	g	4-17	0-1	0-3	1-2-3	0	8	3	0	0	1	32
10	MOORE, Diara	g	3-14	0-1	3-3	1-3-4	2	9	3	3	0	1	36
11	JENKINS, Kenyotta		2-3	0-0	0-2	1-4-5	4	4	0	1	0	0	19
12	FRIZZELL, Gracie		3-5	3-5	0-0	0-0-0	1	9	1	0	0	2	25
13	ALVARADO, Tianah		3-4	2-3	0-0	0-0-0	0	8	1	2	0	0	7
20	SINGLETARY, Amber		3-5	3-4	0-0	1-1-2	0	9	3	0	0	0	8
24	HART, Bretta		0-1	0-0	0-0	0-0-0	4	0	0	1	0	2	8
42	JACKSON, Monique		0-1	0-0	0-0	0-0-0	0	0	0	0	0	0	1
	TEAM					9-1-10							
	Totals.....		27-78	9-20	7-14	24-16-40	18	70	14	11	0	10	200

TOTAL FG%	1st Half: 12-35 34.3%	2nd Half: 15-43 34.9%	Game: 34.6%
3-Pt. FG%	1st Half: 3-9 33.3%	2nd Half: 6-11 54.5%	Game: 45.0%
F Throw %	1st Half: 2-7 28.6%	2nd Half: 5-7 71.4%	Game: 50.0%

Tennessee			FG	3PT	FT	REBS	PF	TP	A	TO	Bl	St	Min
02	JONES, Jasmine	f	1-4	1-2	2-2	0-5-5	1	5	2	2	1	0	21
20	HARRISON, Isabelle	f	6-10	0-0	4-7	8-2-10	3	16	2	0	2	1	24
21	RUSSELL, Mercedes	c	1-3	0-0	0-2	4-3-7	2	2	0	2	3	1	21
05	MASSENGALE, Ariel	g	7-11	5-8	4-4	0-7-7	1	23	3	0	0	0	29
10	SIMMONS, Meighan	g	6-15	0-4	0-0	1-1-2	0	12	2	3	0	2	20
00	REYNOLDS, Jordan		2-3	1-1	2-2	2-3-5	2	7	4	1	1	1	16
01	MOORE, Nia		0-0	0-0	0-0	0-0-0	0	0	0	0	0	0	2
11	BURDICK, Cierra		3-9	0-0	1-2	3-6-9	1	7	3	2	3	0	27
12	GRAVES, Bashaara		3-5	0-0	2-4	2-2-4	2	8	0	1	0	0	17
14	CARTER, Andraya		6-12	2-4	0-1	5-1-6	1	14	0	0	0	2	23
	TEAM					0-1-1							
	Totals.....		35-72	9-19	15-24	25-31-56	13	94	16	11	10	7	200

TOTAL FG%	1st Half: 16-35 45.7%	2nd Half: 19-37 51.4%	Game: 48.6%
3-Pt. FG%	1st Half: 5-10 50.0%	2nd Half: 4-9 44.4%	Game: 47.4%
F Throw %	1st Half: 8-12 66.7%	2nd Half: 7-12 58.3%	Game: 62.5%

Officials: Lawson Newton, Maj Forsberg, Frank Steratore
Technical fouls: Ole Miss-None. Tennessee-None.
Attendance: 10,382

Points in the paint-UM 32,UT 50. Points off turnovers-UM 5,UT 16.
2nd chance points-UM 17,UT 23. Fast break points-UM 9,UT 16.
Bench points-UM 30,UT 36. Score tied-0 times. Lead changed-3 times.
Last FG-UM 2nd-00:02, UT 2nd-00:03.
Largest lead-UM by 2 1st-19:30, UT by 28 2nd-06:31.

Score by Periods	1st	2nd	Total
Ole Miss	29	41	70
Tennessee	45	49	94

KNOXVILLE - The eighth-ranked Lady Vols returned to their winning ways at home with a dominating 94-70 victory over Ole Miss. Tennessee improved to 13-2 overall and 2-1 in the league after seeing its 15-game home court win streak come to an end in its last home contest.

Coming off a career-high 28 points, Ariel Massengale tallied a game-high 23 points, giving her the two highest scoring games of her career. She also grabbed a career-high seven rebounds.

Junior Isabelle Harrison posted her school-record seventh consecutive double-double with 16 points and 10 rebounds. She breaks the record she shared with Daedra Charles, who had six double-doubles in a row late in the 1990-91 season.

Redshirt freshman Andraya Carter scored 12 of her 14 points in the first half. Meighan Simmons also added 12.

Tennessee has now won 25 games in a row against Ole Miss.

The Rebels (9-7, 0-2 SEC) were held without a double-figure scorer, as four Rebels scored nine points: Shequila Joseph, Diara Moore, Gracie Frizzell and Amber Singletary.

The last time a Lady Vols' foe didn't have a double-figure scorer was Alcorn State, last season on Nov. 25, 2012.

The night was also a special one, as the Lady Vols welcomed their five millionth all-time fan to watch a home game. 29-year-old teacher Amanda Humphrey of Hampton, Tenn., walked through the gates at Thompson-Boling Arena shortly before 7 p.m. She was met with a celebration featuring balloons, a signed Holly Warlick basketball, 2014-15 season tickets and other prizes.

The crowd of 10,382 increased Tennessee's all-time home attendance to 5,006,586.

NCAA spokesman Rick Nixon said earlier in the week it's a "safe assumption" that Tennessee is the first women's program to reach the 5 million mark based on the Lady Vols' attendance history, but there isn't a way to officially verify that because the NCAA doesn't measure each school's all-time cumulative attendance.

Tennessee led 45-29 at halftime. Massengale and Carter each scored a dozen points in the first half. For Carter, it was her first game in double figures since the second contest of the season (10 at North Carolina).

The Lady Vols out-rebounded Ole Miss, 56-40, and dominated points in the paint, 50-32.

GAME 16

#8/8 UT at RV/RV Vanderbilt // Jan. 12, 2014

Tennessee			FG	3PT	FT	REBS	PF	TP	A	TO	Bl	St	Min
02	JONES, Jasmine	f	5-8	0-0	3-5	3-3-6	1	13	0	2	1	1	27
20	HARRISON, Isabelle	c	5-8	0-0	0-1	4-1-5	5	10	0	4	1	1	10
21	RUSSELL, Mercedes	c	1-2	0-0	0-0	2-3-5	0	2	1	0	0	0	14
05	MASSENGALE, Ariel	g	1-9	0-5	0-0	0-3-3	1	2	4	2	0	1	39
10	SIMMONS, Meighan	g	8-21	3-11	0-1	1-4-5	4	19	2	2	0	1	36
00	REYNOLDS, Jordan		0-0	0-0	0-0	0-0-0	0	0	0	1	0	0	1
11	BURDICK, Cierra		4-8	0-0	3-5	2-3-5	3	11	0	1	0	1	24
12	GRAVES, Bashaara		2-3	0-0	0-1	1-4-5	4	4	1	2	0	0	28
14	CARTER, Andraya		1-4	0-1	0-0	3-0-3	4	2	1	4	0	3	21
	TEAM					2-1-3				1			
	Totals.....		27-63	3-17	6-13	18-22-40	22	63	9	19	2	8	200

TOTAL FG%	1st Half: 13-33 39.4%	2nd Half: 14-30 46.7%	Game: 42.9%
3-Pt. FG%	1st Half: 2-9 22.2%	2nd Half: 1-8 12.5%	Game: 17.6%
F Throw %	1st Half: 2-4 50.0%	2nd Half: 4-9 44.4%	Game: 46.2%

Vanderbilt			FG	3PT	FT	REBS	PF	TP	A	TO	Bl	St	Min
03	BOWE, Heather	f	1-2	0-0	0-0	1-0-1	4	2	0	1	0	2	8
05	SCHRANN, Kady	g	2-7	0-1	0-0	1-2-3	0	4	1	3	0	1	25
10	FOGGIE, Christina	g	9-16	2-7	1-2	0-4-4	0	21	2	1	0	0	40
11	LISTER, Jasmine	g	6-13	2-5	8-8	1-5-6	0	22	5	3	0	0	40
25	BATEY, Morgan	g	3-7	0-0	3-4	3-5-8	3	9	2	1	0	4	30
15	JENKINS, Jasmine		0-1	0-0	2-2	0-1-1	3	2	4	4	0	1	15
22	WEBB, Marqu'es		4-5	0-0	4-5	0-3-3	3	12	0	1	0	0	21
23	SMITH, Kylee		1-2	0-1	0-0	0-2-2	3	2	0	0	1	0	13
44	LONG, Rayte'a		0-0	0-0	0-0	0-1-1	2	0	1	0	0	0	8
	TEAM					0-2-2				2			
	Totals.....		26-53	4-14	18-21	6-25-31	18	74	15	16	1	8	200

TOTAL FG%	1st Half: 11-29 37.9%	2nd Half: 15-24 62.5%	Game: 49.1%
3-Pt. FG%	1st Half: 3-9 33.3%	2nd Half: 1-5 20.0%	Game: 28.6%
F Throw %	1st Half: 4-4 100%	2nd Half: 14-17 82.4%	Game: 85.7%

Officials: Lisa Mattingly, Eric Koch, Bruce Morris
Technical fouls: Tennessee-Harrison, Isabelle. Vanderbilt-Webb, Marqu'es.
Attendance: 9,412

Points in the paint-UT 40, VANDY 32. Points off turnovers-UT 16, VANDY 22.
2nd chance points-UT 19, VANDY 4. Fast break points-UT 6, VANDY 5.
Bench points-UT 17, VANDY 16. Score tied-1 time. Lead changed-6 times.
Last FG-UT 2nd-00:32, VANDY 2nd-02:09.
Largest lead-UT by 10 2nd-16:27, VANDY by 11 2nd-00:03.

Score by Periods	1st	2nd	Total
Tennessee	30	33	63
Vanderbilt	29	45	74

NASHVILLE, Tenn. - Eighth-ranked Tennessee suffered a 74-63 defeat at Vanderbilt. The win was just the ninth for the Commodores all-time against the Lady Vols in 71 meetings.

UT fell to 13-3 overall and 2-2 in the SEC, while Vanderbilt improved to 14-3 and 3-1 in the league.

Vanderbilt used a 13-2 run late in the second half to flip a 48-42 deficit into a 55-50 lead with 5:38 left in regulation. The Commodores held the lead for the remainder of the game. Jasmine Lister (22) and Christina Foggie (21) led their scoring chart.

Vanderbilt shot 49 percent for the game including 62.5 percent in the decisive second half.

Meighan Simmons moved to 10th on the career scoring list at Tennessee with 19 points, giving her 1,710 in her career. She moved ahead of Shanna Zolman (1,706).

Jasmine Jones tallied 13 points, her second game in double figures this season, equalling her season-high. Burdick netted 11, her first game in double figures in four contests.

With 9:23 left in the game, a double-technical foul was called on Isabelle Harrison and Marqu'es Webb of Vanderbilt. For Harrison the the personal and technical fouls at that point fouled her out of the game, forcing the Lady Vols to play without their double-double machine. Harrison came into the game with a program-record seven consecutive double-doubles. She finished with 10 points and five rebounds in just 10 minutes.

That proved to be a turning point in the game, giving Vanderbilt the momentum.

The Commodores went on that 13-2 run to take a 55-50 lead with 5:38 left in the game. After eight consecutive points by the team in gold, Burdick ended the bleeding with a jumper. Tennessee, however, couldn't rally.

Burdick's bucket started a stretch where the teams traded eight baskets over three minutes, leaving the Lady Vols in a hole at 63-58 with less than two minutes on the clock.

Vanderbilt had last beaten Tennessee on Feb. 9, 2012, in Nashville (93-79).

Ahead by one point at halftime, after playing for behind for most of first 20 minutes, Tennessee opened the second half by scoring the first nine points to seemingly take control of the game.

GAME 17

#12/10 UT at Mississippi St. // Jan. 16, 2014

Tennessee		FG	3PT	FT	REBS	PF	TP	A	TO	Bl	St	Min
02	JONES, Jasmine f	1-3	0-0	2-2	2-0-2	2	4	0	4	0	0	11
11	BURDICK, Cierra f	4-10	0-0	1-2	2-3-5	4	9	1	1	0	3	29
20	HARRISON, Isabelle f	4-7	0-0	2-6	1-4-5	3	10	2	4	1	1	27
21	RUSSELL, Mercedes c	3-5	0-0	0-0	2-3-5	0	6	0	1	1	0	20
05	MASSENGALE, Ariel g	3-7	0-2	7-7	0-2-2	1	13	7	5	0	1	37
00	REYNOLDS, Jordan	0-2	0-2	0-0	1-0-1	1	0	0	1	0	0	7
10	SIMMONS, Meighan	1-3	1-2	0-0	0-1-1	1	3	3	3	0	2	16
12	GRAVES, Bashaara	4-6	0-0	5-6	1-4-5	3	13	2	1	0	0	29
14	CARTER, Andraya	4-6	0-1	1-2	2-3-5	1	9	1	1	0	2	24
	TEAM				2-2-4				1			
	Totals.....	24-49	1-7	18-25	13-22-35	16	67	16	22	2	9	200

TOTAL FG%	1st Half: 10-28 35.7%	2nd Half: 14-21 66.7%	Game: 49.0%
3-Pt. FG%	1st Half: 0-5 0.0%	2nd Half: 1-2 50.0%	Game: 14.3%
F Throw %	1st Half: 6-8 75.0%	2nd Half: 12-17 70.6%	Game: 72.0%

Mississippi State		FG	3PT	FT	REBS	PF	TP	A	TO	Bl	St	Min
03	RICHARDSON, Breanna f	3-5	0-0	2-3	4-3-7	4	8	1	0	0	0	26
10	ALWAL, Martha c	4-9	0-0	2-4	5-4-9	3	10	0	2	2	1	37
00	DILLINGHAM, D. g	1-11	1-7	0-0	1-0-1	1	3	0	1	0	3	30
11	MAY, Katia g	6-10	2-3	0-0	2-1-3	5	14	6	3	0	2	32
51	CARTER, Savannah g	2-6	0-0	0-0	1-2-3	1	4	2	0	0	2	20
05	WILLIAMS, Sherise	0-2	0-0	0-0	0-0-0	1	0	0	1	0	0	3
13	CHAPEL, Ketara	0-0	0-0	1-2	2-1-3	5	1	0	2	0	0	14
14	GRANT, Kendra	8-17	3-8	2-3	0-1-1	2	21	0	5	0	0	30
21	JAMES, Jerica	1-2	0-0	0-0	0-0-0	0	2	2	2	0	2	8
	TEAM				0-4-4							
	Totals.....	25-62	6-18	7-12	15-16-31	22	63	11	16	2	10	200

TOTAL FG%	1st Half: 11-33 33.3%	2nd Half: 14-29 48.3%	Game: 40.3%
3-Pt. FG%	1st Half: 1-8 12.5%	2nd Half: 5-10 50.0%	Game: 33.3%
F Throw %	1st Half: 0-2 0.0%	2nd Half: 7-10 70.0%	Game: 58.3%

Officials: Scott Yarbrough, Gina Cross, Kelly Johnson
Technical fouls: Tennessee-None. Mississippi State-None.
Attendance: 3,169

Points in the paint-UT 38,MS 20. Points off turnovers-UT 20,MS 13.
2nd chance points-UT 14,MS 11. Fast break points-UT 6,MS 2.
Bench points-UT 25,MS 24. Score tied-2 times. Lead changed-1 time.
Last FG-UT 2nd-00:36, MS 2nd-00:07.
Largest lead-UT by 12 1st-09:52, MS by 2 1st-18:45.

Score by Periods	1st	2nd	Total
Tennessee	26	41	67
Mississippi State	23	40	63

STARKVILLE, Miss. - Tennessee remained perfect all-time against Mississippi State, but it didn't come without a fight. The #12/10 Lady Vols withstood the feisty Bulldogs to post a 67-63 victory at Humphrey Coliseum.

Tennessee is a now a perfect 35-0 all-time vs. Mississippi State, including a 16-0 record on the Bulldogs' home floor.

Bashaara Graves (13), Ariel Massengale (13) and Isabelle Harrison (10) topped Tennessee's scoring chart, as the Lady Vols improved to 14-3 and 3-2 in the conference.

Mississippi State (14-4, 1-3 SEC) was led by Kendra Grant's 21 points. Katia May (14) and Martha Alwal (10) also scored in double figures.

The Lady Vols led for the final 34 minutes of the game, but MSU was within eight points for the entire second half. The Bulldogs cut their deficit to three in the final minute at 62-59 on a jumper by May with 53 seconds left. But, the Lady Vols got hot from the field to secure the win.

Tennessee made nine of its final 11 field goal attempts -- including six in row -- late in the game to continue to maintain a narrow advantage.

Andraya Carter's layup on a back-door cut with 35 seconds left off a feed from Harrison gave the Lady Vols a 64-59 lead.

Breanna Richardson converted two free throws for the Bulldogs with 26.4 on the clock to close the margin to three again at 64-61.

Graves made one of two foul shots with 23.7 on the clock to put UT up 65-61. Then Massengale made a pair with 20.3 left to put the Lady Vols ahead 67-61. Savannah Carter knocked down a jumper with six seconds left, but it was too little too late for MSU.

Tennessee out-rebounded Mississippi State, 35-31, but no Lady Vol corralled more than five boards. Five different players had five.

The Lady Vols led 26-23 at the half. It was a tough shooting half for both teams, as they combined to shoot 34.4 and made a total of 1-of-13 from 3-point range.

Graves and Alwal each led their teams with eight points apiece.

Tennessee used a 12-2 lead to take a 20-12 lead midway through the first half. The Lady Vols led for the final 14:26 of the first 20 minutes.

GAME 18

#11/12 UT vs. #2/2 Notre Dame // Jan. 20, 2014

Notre Dame		FG	3PT	FT	REBS	PF	TP	A	TO	Bl	St	Min
11	ACHONWA, Natalie f	7-11	0-0	1-4	1-6-7	3	15	3	1	2	3	37
44	BRAKER, Ariel f	1-4	0-0	0-0	3-2-5	1	2	1	2	1	2	19
15	ALLEN, Lindsay g	0-4	0-1	0-0	1-2-3	4	0	4	3	0	1	25
21	MCBRIDE, Kayla g	8-16	3-6	3-5	1-6-7	1	22	7	3	0	3	37
32	LOYD, Jewell g	5-10	1-2	0-0	1-3-4	3	11	2	2	0	1	20
12	REIMER, Taya	4-6	0-0	1-1	0-1-1	5	9	0	0	1	0	20
22	CABLE, Madison	4-7	3-4	1-2	1-3-4	1	12	3	0	1	3	19
23	MABREY, Michaela	5-10	3-7	2-2	0-2-2	1	15	3	1	0	0	23
	TEAM				3-1-4							
	Totals.....	34-68	10-20	8-14	11-26-37	19	86	23	12	5	13	200

TOTAL FG%	1st Half: 18-36 50.0%	2nd Half: 16-32 50.0%	Game: 50.0%
3-Pt. FG%	1st Half: 5-11 45.5%	2nd Half: 5-9 55.6%	Game: 50.0%
F Throw %	1st Half: 0-1 0.0%	2nd Half: 8-13 61.5%	Game: 57.1%

Tennessee		FG	3PT	FT	REBS	PF	TP	A	TO	Bl	St	Min
02	JONES, Jasmine f	0-2	0-0	0-0	0-0-0	1	0	0	0	0	0	10
12	GRAVES, Bashaara f	2-6	0-0	0-0	0-4-4	0	4	3	2	0	0	23
20	HARRISON, Isabelle c	4-11	0-0	5-7	6-10-16	1	13	0	4	0	1	29
05	MASSENGALE, Ariel g	5-15	3-3	1-2	2-4-6	1	14	6	3	0	2	37
10	SIMMONS, Meighan g	10-14	3-4	0-0	0-3-3	4	23	3	7	0	0	36
00	REYNOLDS, Jordan	0-2	0-1	0-0	0-0-0	2	0	0	1	0	0	10
11	BURDICK, Cierra	2-8	0-0	1-3	3-1-4	1	5	1	0	0	0	17
14	CARTER, Andraya	1-3	0-1	2-4	2-1-3	3	4	1	0	0	1	20
21	RUSSELL, Mercedes	3-5	0-0	1-3	2-2-4	0	7	1	1	1	0	18
	TEAM				4-2-6							
	Totals.....	27-66	6-9	10-19	19-27-46	13	70	15	18	1	4	200

TOTAL FG%	1st Half: 19-34 55.9%	2nd Half: 8-32 25.0%	Game: 40.9%
3-Pt. FG%	1st Half: 5-6 83.3%	2nd Half: 1-3 33.3%	Game: 66.7%
F Throw %	1st Half: 3-6 50.0%	2nd Half: 7-13 53.8%	Game: 52.6%

Officials: Tina Napier, Felicia Grinter, Sue Blauch
Technical fouls: Notre Dame-None. Tennessee-None.
Attendance: 13, 346

Points in the paint-ND 40,UT 32. Points off turnovers-ND 22,UT 12.
2nd chance points-ND 13,UT 11. Fast break points-ND 14,UT 8.
Bench points-ND 36,UT 16. Score tied-2 times. Lead changed-5 times.
Last FG-ND 2nd-01:17, UT 2nd-01:38.
Largest lead-ND by 17 2nd-06:20, UT by 12 1st-05:22.

Score by Periods	1st	2nd	Total
Notre Dame	41	45	86
Tennessee	46	24	70

KNOXVILLE - Tennessee led by as many as 12, but tremendous three-point shooting by Notre Dame carried the second-ranked Irish to an 86-70 defeat over the #11/12 Lady Vols.

The top three-point shooting team in the nation knocked down 10-of-20 from beyond the arc to turn its largest deficit of the season into a 16-point victory and remain perfect at 17-0.

Tennessee (14-4 overall) suffered its fourth consecutive loss to Notre Dame after winning the first 20 in the series.

Meighan Simmons led Tennessee with a game-high 23 points. Ariel Massengale tallied all of her 14 points in the first half, as she converted her first five shots of the game. Isabelle Harrison had her ninth double-double of the year with 13 points and 16 rebounds.

Notre Dame nailed three trifectas in a row, as Mabrey made a pair and Madison Cable added another to put Notre Dame ahead 58-51 with a little more than 12 minutes remaining in the second half.

The Irish pulled away from there. Notre Dame went on a 13-0 run to silence the enthusiastic crowd of 13,346 clad in orange and blue. Loyd's layup with 6:20 left finished the spurt, as Notre Dame led 73-56.

Facing their largest deficit of the season, Notre Dame tightened up its defense and held Tennessee to just one made field goal on 18 attempts bridging the two halves. The Irish took their first lead since the game's opening minutes, 49-48, on a free throw by Reimer with 15:27 left.

Andraya Carter followed a fast break miss by Simmons to regain a UT lead at 50-49. That was the Lady Vols' last lead of the evening. The Irish outscored Tennessee, 45-24, in the second half.

Tennessee was sensational in the first half, jumping out to a 46-41 lead thanks to red-hot shooting. It was only the second time the Irish trailed at halftime all season.

The Lady Vols made 56 percent from the floor in the first half, knocking down 19-of-34 field goals. Massengale (14) and Simmons (12) combined for 26 first-half points.

Tennessee's 46 points were the most Notre Dame had allowed in any half all season.

Massengale got off to a strong start, knocking down her first five field goal attempts to put the Lady Vols ahead 28-18, 10 minutes into the game. Tennessee made 12 of its first 18 shots from the floor.

GAME 19

#11/12 UT vs. Florida // Jan. 23, 2014

Florida			FG	3PT	FT	REBS	PF	TP	A	TO	Bl	St	Min
01	WILLIAMS, Ronni	f	5-9	0-0	2-2	2-5-7	4	12	1	3	2	1	25
22	LEWIS, Kayla	f	5-9	0-2	4-4	0-6-6	4	14	1	3	0	4	30
03	MILLER, January	g	0-3	0-0	0-0	0-0-0	2	0	0	1	0	1	11
10	BONDS, Jaterra	g	3-10	0-2	4-7	2-5-7	0	10	5	5	0	2	34
13	PEOPLES, Cassie	g	4-9	1-4	0-0	1-1-2	2	9	3	5	0	0	33
04	NEEDLES, Carlie		2-7	2-5	0-0	2-2-4	2	6	3	0	0	1	23
05	BANNISTER, Antoinette		4-7	0-3	2-3	1-2-3	2	10	1	1	0	0	20
31	SVETE, Lily		3-6	2-4	0-0	1-3-4	2	8	0	1	0	1	24
	TEAM					1-3-4							
	Totals.....		26-60	5-20	12-16	10-27-37	18	69	14	19	2	10	2 0 0

TOTAL FG%	1st Half: 11-30 36.7%	2nd Half: 15-30 50.0%	Game: 43.3%
3-Pt. FG%	1st Half: 0-8 0.0%	2nd Half: 5-12 41.7%	Game: 25.0%
F Throw %	1st Half: 5-6 83.3%	2nd Half: 7-10 70.0%	Game: 75.0%

Tennessee			FG	3PT	FT	REBS	PF	TP	A	TO	Bl	St	Min
11	BURDICK, Cierra	f	1-6	0-0	0-0	1-1-2	0	2	7	1	1	0	21
12	GRAVES, Bashaara	f	7-8	0-0	3-3	2-6-8	0	17	2	1	0	0	22
20	HARRISON, Isabelle	c	5-9	0-0	2-6	0-2-2	1	12	2	1	3	1	24
05	MASSENGALE, Ariel	g	0-5	0-2	0-0	2-2-4	0	0	2	2	0	1	14
10	SIMMONS, Meighan	g	6-13	5-10	4-4	0-3-3	4	21	1	1	0	2	26
00	REYNOLDS, Jordan		2-6	0-2	0-2	0-2-2	2	4	2	1	0	3	22
01	MOORE, Nia		0-0	0-0	0-0	0-1-1	0	0	0	0	0	0	4
02	JONES, Jasmine		5-8	2-2	1-3	3-3-6	2	13	2	4	0	2	18
14	CARTER, Andraya		4-6	3-5	3-6	0-1-1	4	14	8	3	0	2	30
21	RUSSELL, Mercedes		3-4	0-0	0-0	2-6-8	2	6	1	1	0	0	19
	TEAM					1-0-1							
	Totals.....		33-65	10-21	13-24	11-27-38	15	89	27	15	4	11	200

TOTAL FG%	1st Half: 14-34 41.2%	2nd Half: 19-31 61.3%	Game: 50.8%
3-Pt. FG%	1st Half: 4-14 28.6%	2nd Half: 6-7 85.7%	Game: 47.6%
F Throw %	1st Half: 8-11 72.7%	2nd Half: 5-13 38.5%	Game: 54.2%

Officials: Michael Price, Bruce Morris, Luis Gonzalez
Technical fouls: Florida-TEAM. Tennessee-None.
Attendance: 10,541

Points in the paint-UF 34,UT 38. Points off turnovers-UF 12,UT 26.
2nd chance points-UF 8,UT 10. Fast break points-UF 12,UT 8.
Bench points-UF 24,UT 37. Score tied-0 times. Lead changed-0 times.
Last FG-UF 2nd-00:32, UT 2nd-00:48.
Largest lead-UF None, UT by 24 2nd-03:34.

Score by Periods	1st	2nd	Total
Florida	27	42	69
Tennessee	40	49	89

KNOXVXILLE - On `We Back Pat' night, Tennessee took care of business, posting an 89-69 victory over Florida.

Five Lady Vols scored in doublefigures, as #11/12 Tennessee never trailed in the contest to move to 15-4 overall and 4-2 in the SEC. Meighan Simmons knocked down five three-pointers on the way to a game-high 21 points.

Bashaara Graves netted 17 to equal her most points since the fourth game of the campaign. Jasmine Jones tallied 13, one shy of her career high. Andraya Carter tied her season best with 14 and Isabelle Harrison added 12.

Tennessee had a remarkable 27 assists on 33 baskets, led by Carter, who had a career-high eight. Cierra Burdick, handed out seven. The accomplishment is even more noteworthy, as starting point guard Ariel Massengale suffered a facial injury in the first half when she was accidentally hit in the face while going for a loose ball. Massengale had four helpers in 14 minutes.

The Lady Vols assisted their first 18 baskets of the game, spanning the game's first 25 minutes.

Florida was led by Kayla Lewis, who scored 14 for the Gators (13-6, 3-3 SEC). Ronni Williams scored 12, while Jaterra Bonds and Antoinette Bannister each had 10.

Up by 13 at halftime, Tennessee continued to hold a lead of at least eight points in the second half.

Florida cut its deficit to eight (56-48) on seven consecutive points with 11:20 left in the game. Tennessee retaliated, however, with some long-range shooting as Carter and Jasmine Jones connected on three-pointers to regain the lead of a baker's dozen at 66-53 with nine minutes to go.

Jones' second three-pointer of the game put UT ahead by 20 for the first time with 4:50 left in the game, as Tennessee sealed the victory.

The Lady Vols led 40-27 at halftime with 36 of the points coming from Graves (11), Harrison (9), Simmons (8) and Carter (8).

Tennessee jumped out to a double-figure lead less than six minutes into the game, as the Lady Vols showed off their passing skills. UT assisted each of its first nine field goals in taking a 22-10 lead on a Harrison layup with 12 minutes left in the first half.

The Lady Vols took their largest lead of the first half at 15 on a Harrison layup with 2:40 left, as UT led, 40-25.

`We Back Pat" Week is an SEC initiative focused on bringing awareness and recognition to the Pat Summitt Foundation, a fund of East Tennessee Foundation, and its fight against Alzheimer's disease.

Prior to the game, $30,000 was donated to the Pat Summitt Foundation by three separate entities.

GAME 20

#11/12 UT at #17/15 Texas A&M // Jan. 26, 2014

Tennessee			FG	3PT	FT	REBS	PF	TP	A	TO	Bl	St	Min
10	SIMMONS, Meighan	*	12-19	1-4	1-1	0-3-3	1	26	3	1	1	2	39
11	BURDICK, Cierra	*	3-7	0-0	2-4	4-5-9	2	8	2	0	0	0	35
12	GRAVES, Bashaara	*	5-7	0-0	0-0	0-4-4	2	10	1	1	0	0	21
14	CARTER, Andraya	*	3-8	0-0	4-4	1-1-2	3	10	6	2	0	2	40
20	HARRISON, Isabelle	*	5-8	0-0	0-0	1-8-9	3	10	0	0	0	0	21
00	REYNOLDS, Jordan		1-2	0-1	0-0	0-1-1	0	2	0	2	0	0	14
01	MOORE, Nia		0-0	0-0	0-0	0-0-0	0	0	0	0	1	0	1
02	JONES, Jasmine		1-2	0-0	0-0	0-0-0	1	2	0	1	0	0	8
21	RUSSELL, Mercedes		3-8	0-0	2-3	7-4-11	1	8	1	3	1	1	21
	TEAM					1-2-3							
	Totals.....		33-61	1-5	9-12	14-28-42	13	76	13	10	3	5	200

TOTAL FG%	1st Half: 17-32 53.1%	2nd Half: 16-29 55.2%	Game: 54.1%
3-Pt. FG%	1st Half: 1-3 33.3%	2nd Half: 0-2 0.0%	Game: 20.0%
F Throw %	1st Half: 1-2 50.0%	2nd Half: 8-10 80.0%	Game: 75.0%

Texas A&M			FG	3PT	FT	REBS	PF	TP	A	TO	Bl	St	Min
01	WILLIAMS, Courtney	*	5-19	0-4	4-6	1-3-4	2	14	3	2	0	0	31
24	JONES, Jordan	*	0-4	0-3	0-0	0-2-2	1	0	7	2	0	2	32
33	WALKER, Courtney	*	9-20	0-1	2-2	1-0-1	1	20	2	2	1	1	40
34	GILBERT, Karla	*	6-11	0-0	2-5	8-3-11	4	14	1	0	1	1	33
35	ADE, Achiri	*	1-5	0-0	0-0	5-3-8	1	2	1	1	1	1	28
11	KNOX, Curtyce		0-1	0-0	0-0	1-0-1	1	0	2	1	0	0	9
13	JENNINGS, Chelsea		0-1	0-0	0-0	0-0-0	1	0	0	0	0	0	2
15	SCOTT, Tori		1-6	1-4	0-0	2-2-4	2	3	1	0	0	1	18
23	MITCHELL, Rachel		1-1	0-0	0-0	1-0-1	2	2	0	1	2	0	7
	TEAM					2-3-5							
	Totals.....		23-68	1-12	8-13	21-16-37	15	55	17	9	5	6	200

TOTAL FG%	1st Half: 10-34 29.4%	2nd Half: 13-34 38.2%	Game: 33.8%
3-Pt. FG%	1st Half: 0-9 0.0%	2nd Half: 1-3 33.3%	Game: 8.3%
F Throw %	1st Half: 0-1 0.0%	2nd Half: 8-12 66.7%	Game: 61.5%

Officials: Dee Kantner, Bryan Enterline, Lisa Mattingly
Technical fouls: Tennessee-None. Texas A&M-None.
Attendance: 7,207

Points in the paint-UT 38,TAMU 16. Points off turnovers-UT 11,TAMU 13.
2nd chance points-UT 14,TAMU 18. Fast break points-UT 17,TAMU 0.
Bench points-UT 12,TAMU 5. Score tied-0 times. Lead changed-0 times.
Last FG-UT 2nd-01:40, TAMU 2nd-01:11.
Largest lead-UT by 22 2nd-09:36, TAMU None.

Score by Periods	1st	2nd	Total
Tennessee	36	40	76
Texas A&M	20	35	55

COLLEGE STATION, Texas - In a return to her home state, senior Meighan Simmons had one of her best games of the season, a 76-55 Tennessee win at Texas A&M. The Cibolo, Texas, native scored a game-high 26 points -- the second-most points she scored in a game this season -- as the #11/12 Lady Vols moved to 16-4 overall and 5-2 in the SEC.

Tennessee handed #17/15 Texas A&M its first conference loss of the season after the Aggies opened their second year in the league with six consecutive wins. The Aggies fell to 16-5 overall.

The Lady Vols posted their second consecutive wire-to-wire win, coming on the heels of an 89-69 win over Florida, and seventh of the season.

Playing without starting point guard Ariel Massengale, who did not travel after suffering an injury last Thursday, the Lady Vols jumped out to a 10-2 lead six minutes into the game and never looked back.

Redshirt freshman Andraya Carter drew the start in Massengale's place and scored 10 points and handed out a team-high six assists.

Bashaara Graves and Isabelle Harrison each scored 10 points. Harrison corralled nine rebounds, one shy of giving her a 10th double-double this season.

Freshman Mercedes Russell had eight points and 11 rebounds, the most of her first college season.

Texas A&M was led by Courtney Walker, who had 20 points. Karla Gilbert had a double-double with 14 points and 11 rebounds.

Simmons went to work early and often with sharp shooting all game. The 2013 SEC Player of the Year racked up 15 first-half points, as Tennessee led 36-20 at the intermission. Simmons shot 12-of-19 from the floor, tying her most made field goals in a game in her career.

The 36 points were the second-most allowed by Texas A&M in 2013-14, as Tennessee shot 53.1 percent from the floor in the first 20 minutes. Tennessee shot 55.2 in the second half for a 54.1 overall mark in the game.

The Lady Vols' defensive effort was tremendous all afternoon. In the first half, Tennessee held A&M to 29.4 from the floor. The Aggies shot just 33.8 for the game.

Texas A&M was held to just one three-point field goal on 12 attempts for 8.3 percent.

Also of note, Tennessee was very careful with the ball, as the Lady Vols committed just 10 turnovers -- their fewest of the season.

The Lady Vols led by as many as 22 on a Graves layup with 9:36 left in the second half. Tennessee led by at least 12 for the entire second half.

This was Tennessee's first-ever game at Texas A&M, which joined the league prior to the 2012-13 season.

GAME 21

#10/10 UT vs. Arkansas // Jan. 30, 2014

Arkansas			FG	3PT	FT	REBS	PF	TP	A	TO	Bl	St	Min
00	JACKSON, Jessica	f	5-12	2-6	4-4	1-0-1	1	16	1	0	0	1	35
01	PEAK, Keira	f	6-9	0-0	0-4	1-5-6	3	12	0	6	0	4	29
42	BOWEN, Jhasmin	f	5-9	0-0	1-3	7-1-8	4	11	0	3	0	2	30
03	ADAMS, Mckenzie	g	2-10	1-6	0-0	2-3-5	0	5	1	2	0	0	28
11	BERNA, Calli	g	4-8	2-5	0-0	2-3-5	2	10	6	3	0	1	38
15	BROOKS, Kelsey		1-3	0-1	0-0	0-0-0	1	2	2	0	0	0	12
22	PITTS, Bria		0-0	0-0	0-0	0-0-0	0	0	0	0	0	0	1
25	BAILEY, Joey		0-0	0-0	0-0	0-0-0	0	0	0	1	0	0	4
33	WOLFF, Melissa		2-6	0-0	0-0	2-0-2	3	4	1	0	0	2	23
	TEAM					3-1-4				2			
	Totals.....		25-57	5-18	5-11	18-13-31	14	60	11	17	0	10	200

TOTAL FG%	1st Half: 16-28 57.1%	2nd Half: 9-29 31.0%	Game: 43.9%
3-Pt. FG%	1st Half: 2-8 25.0%	2nd Half: 3-10 30.0%	Game: 27.8%
F Throw %	1st Half: 2-3 66.7%	2nd Half: 3-8 37.5%	Game: 45.5%

Tennessee			FG	3PT	FT	REBS	PF	TP	A	TO	Bl	St	Min
11	BURDICK, Cierra	f	7-9	2-2	0-0	2-5-7	2	16	4	2	2	1	39
12	GRAVES, Bashaara	f	2-3	0-0	0-0	2-2-4	3	4	0	3	0	0	25
20	HARRISON, Isabelle	c	5-6	0-0	2-2	3-2-5	2	12	0	5	1	0	18
10	SIMMONS, Meighan	g	6-11	2-3	2-2	0-2-2	0	16	3	1	0	1	31
14	CARTER, Andraya	g	3-5	2-3	2-5	0-2-2	1	10	3	1	1	2	33
00	REYNOLDS, Jordan		2-5	1-4	0-0	0-1-1	1	5	3	2	0	0	18
01	MOORE, Nia		0-0	0-0	0-0	0-0-0	0	0	0	1	0	0	1
02	JONES, Jasmine		0-3	0-1	0-0	0-3-3	0	0	0	1	0	3	15
21	RUSSELL, Mercedes		3-3	0-0	1-3	0-0-0	3	7	1	2	1	0	20
	TEAM												
	Totals.....		28-45	7-13	7-12	7-17-24	12	70	14	18	5	7	200

TOTAL FG%	1st Half: 16-25 64.0%	2nd Half: 12-20 60.0%	Game: 62.2%
3-Pt. FG%	1st Half: 2-4 50.0%	2nd Half: 5-9 55.6%	Game: 53.8%
F Throw %	1st Half: 4-7 57.1%	2nd Half: 3-5 60.0%	Game: 58.3%

Officials: Jesse Dickerson, Lawson Newton, Wesley Dean
Technical fouls: Arkansas-None. Tennessee-None.
Attendance: 9,811

Points in the paint-AR 22,UT 34. Points off turnovers-AR 9,UT 22.
2nd chance points-AR 11,UT 12. Fast break points-AR 4,UT 2.
Bench points-AR 6,UT 12. Score tied-3 times. Lead changed-5 times.
Last FG-AR 2nd-00:33, UT 2nd-01:18.
Largest lead-AR by 8 1st-05:48, UT by 12 2nd-01:18.

Score by Periods	1st	2nd	Total
Arkansas	36	24	60
Tennessee	38	32	70

KNOXVILLE - Behind a career-high-tying 16 points by Cierra Burdick, the No. 10 Tennessee women's basketball team used a first-half rally to defeat Arkansas, 70-60, at Thompson Boling Arena.

The Lady Vols rallied from an eight-point deficit with just under six minutes remaining in the first half to enter the break with a two-point lead, thanks to a 9-2 run and some hustle play by Burdick.

Burdick, in addition to her 16 points, took down a team-high seven rebounds and dished out a team-best four assists. The Charlotte, N.C., native finished the night with 7-of-9 shooting, including a perfect 2-of-2 from behind the arc.

Burdick entered the game with just one three-pointer made on nine attempts in 2013-14. She also added two blocked shots, her second multi-block game of the year.

Tennessee improved to 17-4 and 6-2 in conference play while Arkansas fell to 15-6 and 2-6 in the SEC.

Also with 16 points on the night, senior Meighan Simmons moved up into eighth place on the UT all-time scoring chart past Sheila Frost (1,790 - 1986-89). Simmons now has 1,799 points in her career.

After a back-and-forth beginning to the first half, the Lady Vols fell behind by eight points with six minutes remaining, the largest lead of the game for the Razorbacks.

The Lady Vols did not stop fighting and finished the half on a 9-2 run in the final 4:47 to take a 38-36 lead heading to the locker room.

Burdick was instrumental in the Lady Vols' rally, as she blocked a shot, gathered the rebound and threw it in to Andraya Carter while falling out of bounds. Carter pushed the ball up the court, dishing it to Simmons who tallied her seventh and eighth points of the night on a jumper that moved her into eighth place all-time on the UT scoring chart.

One play later Carter reeled in a rebound and kicked it out to Jordan Reynolds, who hit a three from the top right corner of the arc to give the Lady Vols their first lead with four seconds remaining in the half since the 14:22 mark.

The Lady Vols continued to add to their lead in the second half behind 4-of-5 shooting from Burdick and Isabelle Harrison. Harrison finished the night with 12 points, the 19th time this season she has hit the double-digit mark.

The Lady Vols were once again without Ariel Massengale who suffered an injury vs. Florida (Jan. 23).

GAME 22

#10/10 UT at Alabama // Feb. 2, 2014

Tennessee			FG	3PT	FT	REBS	PF	TP	A	TO	Bl	St	Min
11	Burdick, Cierra	f	8-13	3-5	2-4	4-7-11	2	21	2	1	0	2	35
12	Graves, Bashaara	f	1-3	0-0	5-6	4-3-7	3	7	3	2	0	0	28
20	Harrison, Isabelle	c	4-8	0-0	3-5	4-7-11	3	11	6	3	1	1	26
10	Simmons, Meighan	g	4-9	3-7	0-0	0-2-2	2	11	1	3	0	1	23
14	Carter, Andraya	g	2-5	1-3	2-2	0-1-1	1	7	4	2	0	3	37
00	Reynolds, Jordan		0-5	0-4	1-2	0-2-2	0	1	0	1	0	1	13
01	Moore, Nia		0-1	0-0	0-0	0-0-0	1	0	0	0	0	0	1
02	Jones, Jasmine		2-5	0-0	0-1	0-2-2	1	4	0	3	0	0	17
21	Russell, Mercedes		0-2	0-0	2-2	1-1-2	2	2	1	0	1	0	20
	TEAM					2-1-3				1			
	Totals.....		21-51	7-19	15-22	15-26-41	15	64	17	16	2	8	200

TOTAL FG%	1st Half: 7-25 28.0%	2nd Half: 14-26 53.8%	Game: 41.2%
3-Pt. FG%	1st Half: 1-7 14.3%	2nd Half: 6-12 50.0%	Game: 36.8%
F Throw %	1st Half: 3-5 60.0%	2nd Half: 12-17 70.6%	Game: 68.2%

Alabama			FG	3PT	FT	REBS	PF	TP	A	TO	Bl	St	Min
13	HEGSTETTER, Nikki	f	1-2	0-1	0-0	0-2-2	4	2	1	4	1	0	33
20	WILLIAMS, Ashley	f	0-5	0-0	6-8	2-2-4	3	6	1	4	0	0	22
00	SIMMONS, Daisha	g	7-19	1-3	3-3	0-1-1	4	18	2	0	0	1	39
12	MYERS, Shafontaye	g	4-16	3-13	0-0	0-4-4	2	11	0	0	0	1	37
33	RIVERS, Sharin	g	3-4	3-4	0-0	0-4-4	2	9	3	3	0	2	36
03	CARTER, Khadijah		1-3	0-1	0-0	0-1-1	1	2	0	0	0	0	9
25	HUTCHEN, Briana		1-4	0-0	0-0	3-4-7	1	2	0	1	0	1	15
34	HAMILTON, Oceana		2-4	0-0	0-0	2-0-2	0	4	0	0	1	0	9
	TEAM					5-2-7				1			
	Totals.....		19-57	7-22	9-11	12-20-32	17	54	7	13	2	5	200

TOTAL FG%	1st Half: 11-27 40.7%	2nd Half: 8-30 26.7%	Game: 33.3%
3-Pt. FG%	1st Half: 4-11 36.4%	2nd Half: 3-11 27.3%	Game: 31.8%
F Throw %	1st Half: 0-0 0.0%	2nd Half: 9-11 81.8%	Game: 81.8%

Officials: Bob Trammell, Laura C. Morris, Carla Fountain
Technical fouls: Tennessee-None. Alabama-None.
Attendance: 3,002

Points in the paint-UT 18,UA 18. Points off turnovers-UT 18,UA 16.
2nd chance points-UT 8,UA 10. Fast break points-UT 4,UA 2.
Bench points-UT 7,UA 8. Score tied-6 times. Lead changed-2 times.
Last FG-UT 2nd-03:14, UA 2nd-00:35.
Largest lead-UT by 16 2nd-03:14, UA by 15 1st-05:13.

Score by Periods	1st	2nd	Total
Tennessee	18	46	64
Alabama	26	28	54

TUSCALOOSA, Ala. - No. 10 Tennessee rallied from being down by as many as 15 points to beat Alabama for the 40th consecutive time, 64-54, at Foster Auditorium.

Junior Cierra Burdick keyed the comeback and finished with a career-high 21 points. She also grabbed 11 rebounds for her third double-double of the season. Isabelle Harrsion had 11 points and 11 rebounds for her 10th double-double, while Meighan Simmons scored all 11 of her points in the second half.

Tennessee won its fourth game in a row to move to 18-4 overall and 7-2 in the SEC. Alabama fell to 10-12 and 3-6 in the league.

The Lady Vols outscored the Crimson Tide, 46-28, in the second half. Tennessee made 6-of-12 three-pointers in the second half to key the comeback, as UT posted a 10-point win for a 25-point turnaround.

The Crimson Tide was led in scoring by Daisha Simmons with 18.

Alabama's last win over Tennessee came on March 3, 1984, in the SEC Tournament.

After trailing by 15 with five minutes left in the first half, Tennessee reeled off 11 consecutive points bridging the halves to cut the deficit to four at 26-22.

Meighan Simmons' first basket of the game -- a three-pointer -- brought Tennessee within two at 32-30 with 12:37 left in the game.

Burdick tied the game at 32 on a jumper with 11 minutes on the clock. The Lady Vols battled and again tied the game at 35, 37 and 39.

Tennessee finally regained the lead on three consecutive three-pointers by Burdick, Meighan Simmons and Andraya Carter. The treys gave the Lady Vols a 48-39 lead with 6:12 left in the game. It was the first UT lead since 4-2.

Tennessee used a 19-2 run to break open the game with five minutes left. Tennessee took a 55-41 lead on a Carter layup.

Alabama led 26-18 at halftime after holding a 26-11 advantage with 5:13 left in the half. Tennessee scored the final seven points of the period as Burdick accounted for five of the seven points.

The Lady Vols made just four of their first 17 shots in the game and finished shooting 28 percent in the first half. Meighan Simmons was relegated to the bench after picking up two fouls in the game's first three minutes. She sat for the final 17 minutes of the opening stanza.

Daisha Simmons scored 11 points in the first half, including the final four for the Crimson Tide, putting Alabama up by 15.

GAME 23

#8/8 UT at Ole Miss // Feb. 6, 2014

Tennessee			FG	3PT	FT	REBS	PF	TP	A	TO	Bl	St	Min
11	BURDICK, Cierra	f	3-8	0-2	6-6	3-5-8	3	12	1	3	0	0	31
12	GRAVES, Bashaara	f	1-5	0-1	2-2	1-6-7	2	4	0	1	0	1	25
20	HARRISON, Isabelle	c	8-11	0-0	2-3	5-6-11	2	18	1	2	0	3	29
10	SIMMONS, Meighan	g	6-17	4-9	4-4	0-0-0	2	20	5	1	0	1	27
14	CARTER, Andraya	g	2-3	1-1	0-0	0-1-1	4	5	1	1	0	0	18
00	REYNOLDS, Jordan		3-6	1-2	0-0	0-3-3	1	7	2	0	0	1	29
02	JONES, Jasmine		1-7	1-1	2-2	2-1-3	0	5	3	3	0	2	15
21	RUSSELL, Mercedes		2-4	0-0	2-4	5-2-7	3	6	1	4	0	0	26
	TEAM					0-3-3							
	Totals.....		26-61	7-16	18-21	16-27-43	17	77	14	15	0	8	200

TOTAL FG%	1st Half: 13-28 46.4%	2nd Half: 13-33 39.4%	Game: 42.6%
3-Pt. FG%	1st Half: 3-9 33.3%	2nd Half: 4-7 57.1%	Game: 43.8%
F Throw %	1st Half: 8-9 88.9%	2nd Half: 10-12 83.3%	Game: 85.7%

Ole Miss			FG	3PT	FT	REBS	PF	TP	A	TO	Bl	St	Min
22	MCCRAY, Danielle	f	4-8	0-0	2-2	3-2-5	4	10	0	1	1	1	40
32	FALERU, Tia	f	9-17	0-0	5-6	3-8-11	3	23	0	2	0	1	39
03	MCFARLAND, V.	g	4-13	1-4	1-1	3-1-4	0	10	10	4	0	2	40
12	FRIZZELL, Gracie	g	5-9	4-8	1-2	0-2-2	3	15	1	2	0	0	37
21	JOSEPH, Shequila	g	2-12	1-6	0-0	0-3-3	3	5	7	3	0	0	29
11	JENKINS, Kenyotta		0-0	0-0	0-0	0-0-0	2	0	0	0	0	0	1
20	SINGLETARY, Amber		0-1	0-1	0-0	0-0-0	0	0	0	0	0	0	3
42	JACKSON, Monique		1-2	0-0	0-1	2-1-3	2	2	1	1	0	0	11
	TEAM					1-5-6	1						
	Totals.....		25-62	6-19	9-12	12-22-34	18	65	19	13	1	4	200

TOTAL FG%	1st Half: 11-35 31.4%	2nd Half: 14-27 51.9%	Game: 40.3%
3-Pt. FG%	1st Half: 3-13 23.1%	2nd Half: 3-6 50.0%	Game: 31.6%
F Throw %	1st Half: 3-3 100%	2nd Half: 6-9 66.7%	Game: 75.0%

Officials: Lisa Mattingly, Jesse Dickerson, Kelly Johnson
Technical fouls: Tennessee-None. Ole Miss-TEAM.
Attendance: 882

Points in the paint-UT 30,UM 26. Points off turnovers-UT 17,UM 11.
2nd chance points-UT 21,UM 8. Fast break points-UT 4,UM 6.
Bench points-UT 18,UM 2. Score tied-2 times. Lead changed-8 times.
Last FG-UT 2nd-02:20, UM 2nd-01:51.
Largest lead-UT by 17 2nd-08:36, UM by 2 1st-16:59.

Score by Periods	1st	2nd	Total
Tennessee	37	40	77
Ole Miss	28	37	65

OXFORD, Miss. -- The #8 Lady Vols won their fifth game in a row with a 77-65 victory at Ole Miss, improving to 19-4 overall and 8-2 in the SEC.

Tennessee used two 11-0 runs, one in each half, to take control and secure its 26th win in a row in the series. The Lady Vols have won 11 consecutive games at Tad Smith Coliseum.

Meighan Simmons tallied a team-high 20 points, including three consecutive three-pointers in in the middle of the second half, to regain a double-figure lead for the Tennessee. The Lady Vols led by at least 10 points for the remainder of the game.

Isabelle Harrison posted her 11th double-double of the season with 18 points and 11 rebounds. Harrison has scored in double figures in 17 consecutive games.

Cierra Burdick also added 12 points for her third game in a row in double figures.

Ole Miss (10-14, 1-9 SEC) was led by Tia Faleru, who had a double-double with 23 points and 11 rebounds.

After being ahead 37-28 at halftime, Tennessee saw its lead sliced to five points early in the second half on two occasions. After regaining a 10-point lead, Tennessee saw its advantage dwindle back to six, 54-48, on a three-pointer by Gracie Frizzell with 12:18 left in the game.

But Simmons, who had a rough shooting night to that point, connected on three trifectas in a row to put the Lady Vols ahead, 63-48, with 9:52 left. Harrison's layup a minute later ushered the lead to 17 at 65-48 -- the largest of the night.

In the first half, Tennessee was up three with seven minutes left after a Faleru layup, 24-21. The Lady Vols put together their first 11-0 spurt of the night to take control of the contest. A free throw by Burdick with 2:08 left in the half put Tennessee up, 35-21.

Ole Miss was held without a point for more than five minutes.

Tennessee's bench was superior all night, outscoring the Rebels, 18-2, led by freshman Jordan Reynolds' seven points.

GAME 24

#8/8 UT vs. Vanderbilt // Feb. 10, 2014

Vanderbilt			FG	3PT	FT	REBS	PF	TP	A	TO	Bl	St	Min
22	WEBB, Marqu'es	f	5-6	0-0	2-2	0-3-3	4	12	0	2	0	0	17
05	SCHRANN, Kady	g	1-3	0-0	0-0	1-1-2	0	2	1	2	0	0	28
10	FOGGIE, Christina	g	7-17	5-10	3-4	0-0-0	2	22	5	2	0	3	40
11	LISTER, Jasmine	g	3-9	2-4	0-0	0-2-2	0	8	3	4	0	2	33
25	BATEY, Morgan	g	2-6	0-0	0-0	0-1-1	1	4	6	1	0	1	25
03	BOWE, Heather		0-1	0-0	0-0	1-0-1	2	0	0	1	0	0	9
15	JENKINS, Jasmine		1-3	0-0	1-2	1-1-2	1	3	0	0	0	0	19
23	SMITH, Kylee		0-0	0-0	2-2	0-1-1	1	2	0	0	0	0	18
44	LONG, Rayte'a		0-1	0-0	0-0	1-1-2	2	0	2	2	0	1	11
	TEAM					3-3-6				3			
	Totals.....		19-46	7-14	8-10	7-13-20	13	53	17	17	0	7	200

OTAL FG%	1st Half: 12-24 50.0%	2nd Half: 7-22 31.8%	Game: 41.3%
3-Pt. FG%	1st Half: 5-6 83.3%	2nd Half: 2-8 25.0%	Game: 50.0%
F Throw %	1st Half: 2-2 100%	2nd Half: 6-8 75.0%	Game: 80.0%

Tennessee			FG	3PT	FT	REBS	PF	TP	A	TO	Bl	St	Min
11	BURDICK, Cierra	f	3-5	0-0	2-2	2-4-6	1	8	3	1	1	0	26
12	GRAVES, Bashaara	f	2-8	0-0	2-3	4-6-10	2	6	2	2	0	1	33
20	HARRISON, Isabelle	c	8-10	0-0	2-2	2-3-5	2	18	1	4	1	0	24
10	SIMMONS, Meighan	g	9-15	4-6	0-0	0-0-0	2	22	5	2	0	0	28
14	CARTER, Andraya	g	4-5	2-2	1-2	1-0-1	4	11	7	0	0	5	30
00	REYNOLDS, Jordan		2-4	0-1	0-0	0-1-1	0	4	2	0	1	0	16
01	MOORE, Nia		1-2	0-0	0-0	0-2-2	0	2	0	0	0	0	3
02	JONES, Jasmine		1-3	1-1	0-0	0-3-3	3	3	0	3	0	2	21
21	RUSSELL, Mercedes		2-3	0-0	3-4	2-0-2	1	7	0	0	2	0	19
	TEAM					1-3-4							
	Totals.....		32-55	7-10	10-13	12-22-34	15	81	20	12	5	8	200

TOTAL FG%	1st Half: 19-29 65.5%	2nd Half: 13-26 50.0%	Game: 58.2%
3-Pt. FG%	1st Half: 3-4 75.0%	2nd Half: 4-6 66.7%	Game: 70.0%
F Throw %	1st Half: 1-3 33.3%	2nd Half: 9-10 90.0%	Game: 76.9%

Officials: Tina Napier, Bob Trammell, Beverly Roberts
Technical fouls: Vanderbilt-None. Tennessee-None.
Attendance: 11,384

Points in the paint-VANDY 18,UT 36. Points off turnovers-VANDY 19,UT 20.
2nd chance points-VANDY 3,UT 12. Fast break points-VANDY 0,UT 11.
Bench points-VANDY 5,UT 16. Score tied-3 times. Lead changed-0 times.
Last FG-VANDY 2nd-00:03, UT 2nd-01:01.
Largest lead-VANDY None, UT by 30 2nd-02:22.

Score by Periods	1st	2nd	Total
Vanderbilt	31	22	53
Tennessee	42	39	81

KNOXVILLE - #8 Tennessee remained perfect vs. Vanderbilt at home with an 81-53 victory at Thompson-Boling Arena. The Lady Vols improved to 29-0 all-time against the Commodores in Knoxville, dating to the first meeting in 1981.

The Lady Vols won their sixth game in a row to move to 20-4 overall and 9-2 in the SEC. The triumph insured UT the 38th consecutive season in which it won 20 or more games.

The victory by 28 points was the largest in the series since Tennessee won by 36 on Feb. 18, 1999. Vanderbilt was held to a season low in points with 53. The Commodores' previous low was 54.

Meighan Simmons tallied 22 for Tennessee, as she connected on 4-of-6 from three-point land. Simmons had scored 20 or more in five of her last seven games.

Isabelle Harrison scored 18 points. The game was a huge comeback for the junior for Nashville, who fouled out in just 10 minutes in the Lady Vols' loss at Vanderbilt a month ago. She connected on 8-of-10 from the floor in the game, making her first seven attempts.

Overall, the Lady Vols were 7-of-10 on trifectas and made 58.2 percent of their shots from the floor. Redshirt freshman Andraya Carter added 11 points.

#16 Vanderbilt (17-6, 6-4 SEC) was led by Christina Foggie with 22 points.

For the eighth time in 2013-14, the Lady Vols posted a wire-to-wire win.

Harrison got going early on with the first two baskets of the game. She connected on her first seven shots of the contest and equalled her Jan. 12 output (10 points) in her first six minutes of action. Harrison's sixth field goal put the Lady Vols ahead, 26-18, with less than eight minutes left in the first half.

Foggie kept the Commodores in the game, as she made 5-of-6 from three-point range in the first half as Tennessee led 42-31 at intermission. Foggie topped all scorers with 15 points, while Harrison had 14. The teams combined to shoot 58.5 percent in the first half (Tennessee 65.5; Vanderbilt 50.0).

Tennessee scored the first seven points of the second half to bust open the game and take a 49-31 lead less than two minutes into the half.

The Lady Vols outscored Vanderbilt, 18-2, to take a commanding 27-point lead, 60-33, with 12 minutes left in the game. That included an 11-0 run for UT.

Tennessee's defense continued to pressure the Commodores all night, forcing VU into four shot clock violations. Vandy missed its first 12 shots of the second half and finished 31.8 percent from the floor over the final 20 minutes. Vanderbilt shot 41.3 for the game.

Tennessee gained a measure of revenge in the series after dropping the contest in Nashville, 74-63, on Jan. 12. All-time, the Lady Vols lead the series, 63-9.

GAME 25

#8/8 UT vs. #18/18 Kentucky // Feb. 16, 2014

Kentucky			FG	3PT	FT	REBS	PF	TP	A	TO	Bl	St	Min
11	STALLWORTH, D.	f	8-14	1-1	0-1	4-5-9	3	17	0	5	2	4	37
23	WALKER, Samarie	f	0-3	0-0	0-0	1-3-4	3	0	0	0	0	0	15
03	THOMPSON, Janee	g	5-12	0-1	5-7	0-2-2	3	15	7	4	0	2	31
13	GOSS, Bria	g	0-3	0-0	2-2	0-1-1	1	2	1	2	0	3	28
32	EVANS, Kastine	g	2-6	1-2	3-4	1-2-3	3	8	1	1	0	2	27
00	O'NEILL, Jennifer		8-16	3-7	5-6	0-3-3	3	24	1	3	0	1	29
12	SIDNEY, Jelleah		2-4	0-0	1-2	2-0-2	4	5	1	1	1	1	11
15	HARPER, Linnae		2-4	0-1	0-0	0-0-0	0	4	0	0	0	0	7
25	EPPS, Makayla		0-0	0-0	0-0	0-0-0	0	0	1	0	0	0	3
50	BISHOP, Azia		0-1	0-0	0-0	1-3-4	4	0	1	1	1	0	12
	TEAM					4-3-7							
	Totals.....		27-63	5-12	16-22	13-22-35	24	75	13	17	4	13	200

TOTAL FG%	1st Half: 14-33 42.4%	2nd Half: 13-30 43.3%	Game: 42.9%
3-Pt. FG%	1st Half: 3-7 42.9%	2nd Half: 2-5 40.0%	Game: 41.7%
F Throw %	1st Half: 7-10 70.0%	2nd Half: 9-12 75.0%	Game: 72.7%

Tennessee			FG	3PT	FT	REBS	PF	TP	A	TO	Bl	St	Min
11	BURDICK, Cierra	f	2-6	0-1	0-0	1-5-6	4	4	1	5	0	1	39
12	GRAVES, Bashaara	f	8-11	0-0	4-7	3-4-7	1	20	0	0	0	0	38
20	HARRISON, Isabelle	c	8-18	0-0	4-8	6-10-16	2	20	1	5	3	1	35
10	SIMMONS, Meighan	g	4-13	1-4	4-4	0-1-1	2	13	4	5	0	2	27
14	CARTER, Andraya	g	2-3	0-0	0-0	0-1-1	5	4	2	1	0	1	22
00	REYNOLDS, Jordan		1-2	0-0	6-6	0-1-1	2	8	2	2	0	2	19
02	JONES, Jasmine		0-1	0-0	0-0	0-0-0	2	0	1	2	0	2	10
21	RUSSELL, Mercedes		0-0	0-0	2-2	0-3-3	1	2	0	2	0	0	10
	TEAM					1-1-2							
	Totals.....		25-54	1-5	20-27	11-26-37	19	71	11	22	3	9	200

TOTAL FG%	1st Half: 13-28 46.4%	2nd Half: 12-26 46.2%	Game: 46.3%
3-Pt. FG%	1st Half: 0-2 0.0%	2nd Half: 1-3 33.3%	Game: 20.0%
F Throw %	1st Half: 8-11 72.7%	2nd Half: 12-16 75.0%	Game: 74.1%

Officials: Brian Hall, Metta Roberts, Eric Koch
Technical fouls: Kentucky-None. Tennessee-None.
Attendance: 15,664

Points in the paint-UK 30,UT 42. Points off turnovers-UK 21,UT 18.
2nd chance points-UK 8,UT 18. Fast break points-UK 8,UT 6.
Bench points-UK 33,UT 10. Score tied-6 times. Lead changed-9 times.
Last FG-UK 2nd-01:39, UT 2nd-00:28.
Largest lead-UK by 8 2nd-11:08, UT by 5 1st-17:47.

Score by Periods	1st	2nd	Total
Kentucky	38	37	75
Tennessee	34	37	71

KNOXVILLE - Kentucky won in Knoxville for the first time since 1985, as the #18 Wildcats upset #8 Tennessee, 75-71, before a season-high 15,664 fans at Thompson-Boling Arena.

The Lady Vols saw their six-game winning streak come to an end as well as their 16-game home court win streak vs. Kentucky. The Wildcats last won at UT on Jan. 23, 1985. It was just Kentucky's third win in Knoxville in 25 all-time meetings.

Tennessee dropped to 20-5 overall and 9-3 in the SEC, falling two games behind first-place South Carolina in the loss column. Kentucky moved to 19-6 overall and 7-5 in the league.

Junior Isabelle Harrison posted her 12th double-double of the season with 20 points and 16 rebounds.

Sophomore Bashaara Graves had her best game since early in the season, as she netted 20 points and grabbed seven rebounds.

Meighan Simmons added 13 points for Tennessee, her eighth game in a row in double figures.

The game featured six ties and nine lead changes.

Kentucky regained the lead for good on a steal and breakaway layup by O'Neill with 2:23 left in the game. That put the Cats up 70-69. O'Neill knocked down another jumper with 1:39 left, as she scored six consecutive points for Kentucky.

Bria Goss made a free throw with 35 seconds left to put the Cats up by four points, 73-69. Graves quickly answered for Tennessee with a layup with 26.1 left to make it a two-point game.

After Thompson missed a free throw with 13 seconds left, Harrison grabbed her 16th rebound of the game to set up a possible winning shot.

After each team called timeout with 5.4 seconds remaining. Tennessee lost possession of the ball and Kastine Evans came away with the ball with four-tenths of a second on the clock. She made both free throws to secure the win for Kentucky.

Down by as many as eight points in the second half, the Lady Vols clawed back to take a 65-64 lead on a Harrison spinning putback layup with 5:43 left in the game.

Freshman Jordan Reynolds added a pair of free throws to give the Lady Vols a 67-64 lead, finishing off a 15-4 spurt with 4:30 left.

For the first 28 minutes, the game was separated by no more than five points. Kentucky took an eight-point lead at 56-48, scoring seven consecutive points on a three-pointer by O'Neill and a pair of jumpers by Linnae Harper and Stallworth.

The first half was within two possessions for the entire 20 minutes, as Kentucky led 38-34 at halftime. Harrison paced Tennessee with 12 first-point points, while Kentucky had a pair of players in double figures with O'Neill (13) and Thompson (11) topping the Cats' scoring chart.

GAME 26

#10/10 UT vs. Auburn // Feb. 20, 2014

Auburn			FG	3PT	FT	REBS	PF	TP	A	TO	Bl	St	Min
32	TANNER, Tyrese	f	6-13	0-1	3-4	1-5-6	5	15	0	3	2	0	19
44	TANNER, Tra'Cee	c	6-15	0-0	2-3	5-5-10	4	14	2	3	1	1	32
00	MUHAMMAD, Hasina	g	4-8	0-0	2-4	1-3-4	4	10	1	2	1	3	20
10	MONTGOMERY, B.	g	3-11	2-4	4-4	0-1-1	2	12	1	0	0	0	28
22	PARKER, Kiani	g	0-2	0-0	1-2	0-2-2	0	1	3	3	0	0	21
01	TUCKER, Meagan		0-1	0-0	2-2	0-1-1	1	2	4	3	0	1	19
13	FRERKING, Katie		2-4	1-2	2-2	0-3-3	3	7	1	1	1	1	27
34	DAVIS, Peyton		1-2	0-0	0-0	2-0-2	4	2	1	3	0	2	11
35	CAPERS, Cabriana		0-0	0-0	0-0	0-0-0	1	0	0	0	0	0	2
40	DIENG, Khady		0-5	0-4	0-0	1-2-3	1	0	1	0	0	1	21
	TEAM					1-0-1							
	Totals.....		22-61	3-11	16-21	11-22-33	25	63	14	18	5	9	200

TOTAL FG%	1st Half: 11-31 35.5%	2nd Half: 11-30 36.7%	Game: 36.1%
3-Pt. FG%	1st Half: 3-9 33.3%	2nd Half: 0-2 0.0%	Game: 27.3%
F Throw %	1st Half: 8-12 66.7%	2nd Half: 8-9 88.9%	Game: 76.2%

Tennessee			FG	3PT	FT	REBS	PF	TP	A	TO	Bl	St	Min
11	BURDICK, Cierra	f	5-9	0-0	7-8	2-7-9	3	17	1	3	0	0	30
12	GRAVES, Bashaara	f	4-7	0-0	0-0	1-3-4	2	8	0	1	0	0	21
20	HARRISON, Isabelle	c	4-6	0-0	2-4	2-9-11	4	10	2	2	3	0	23
10	SIMMONS, Meighan	g	10-22	4-9	2-3	0-6-6	1	26	5	3	1	2	29
14	CARTER, Andraya	g	4-6	2-4	2-2	1-0-1	2	12	4	1	0	2	31
00	REYNOLDS, Jordan		1-5	0-1	0-0	0-2-2	0	2	3	1	0	2	23
01	MOORE, Nia		1-2	0-0	2-2	1-0-1	0	4	0	1	0	0	8
02	JONES, Jasmine		2-6	0-0	3-6	4-2-6	0	7	3	1	1	3	20
21	RUSSELL, Mercedes		2-4	0-0	3-4	3-2-5	4	7	0	2	1	1	15
	TEAM					2-0-2							
	Totals.....		33-67	6-14	21-29	16-31-47	16	93	18	15	6	10	200

TOTAL FG%	1st Half: 21-35 60.0%	2nd Half: 12-32 37.5%	Game: 49.3%
3-Pt. FG%	1st Half: 4-8 50.0%	2nd Half: 2-6 33.3%	Game: 42.9%
F Throw %	1st Half: 8-11 72.7%	2nd Half: 13-18 72.2%	Game: 72.4%

Officials: Dee Kantner, Gina Cross, Bill Larance
Technical fouls: Auburn-None. Tennessee-None.
Attendance: 10,111

Points in the paint-AU 30,UT 34. Points off turnovers-AU 10,UT 29.
2nd chance points-AU 6,UT 13. Fast break points-AU 8,UT 12.
Bench points-AU 11,UT 20. Score tied-2 times. Lead changed-0 times.
Last FG-AU 2nd-00:40, UT 2nd-04:16.
Largest lead-AU None, UT by 38 2nd-06:01.

Score by Periods	1st	2nd	Total
Auburn	33	30	63
Tennessee	54	39	93

KNOXVILLE - #10 Tennessee used a 19-0 run in the first half to blow open a close game on the way to topping Auburn, 93-63, at Thompson-Boling Arena.

The Lady Vols moved to 21-5 overall and 10-3 in the SEC, while Auburn dropped to 14-12 and 5-8 in the league. Tennessee has now won seven in a row in the series as well as 16 in a row in Knoxville vs. the Tigers. The Lady Vols are 39-10 all-time vs. Auburn and 19-2 in Knoxville, winning every game since 1990.

Senior Meighan Simmons tallied 26 points to move into seventh on the career scoring list (1,891), passing former teammate Shekinna Stricklen (1,882).

Junior Isabelle Harrison tallied 10 and grabbed 11 rebounds for her 13th double-double of the season.

Two other Lady Vols scored in double figures, as Cierra Burdick tallied 17 and Andraya Carter chipped in 12.

The 30-point margin of victory was the largest for the Lady Vols in SEC play this season.

The win was the ninth wire-to-wire victory of the season and fourth in SEC play.

Auburn was led by Tyrese Tanner, who had 15. Sister Tra'Cee Tanner had a double-double with 14 points and 10 rebounds. Two other Tigers also scored in double-figures, including Brandy Montgomery (12) and Hasina Muhammad (10).

Tennessee held a narrow two-point lead with 14 minutes left in the first half, 13-11. The Lady Vols blew open the game, however, scoring 19 consecutive points over a span of five minutes to take a 32-11 lead with 8:35 left in the first half. A Simmons three-pointer capped the spurt, giving her 10 points in the stretch.

The Lady Vols led 54-33 at halftime, matching their second-most points in a first half this season (Tennessee State). UT tallied a season-best 62 in the first half of a 110-42 win over Lipscomb on Dec. 29.

Simmons had 19 points in the first half on 8-of-13 shooting.

Tennessee continued to pour in the points in the second half, outscoring the Tigers, 39-30.

The largest margin of the game was 38 on a Burdick free throw with six minutes left. That put UT ahead, 91-53.

GAME 27

#10/10 UT at Missouri // Feb. 23, 2014

Tennessee	FG	3PT	FT	REBS	PF	TP	A	TO	Bl	St	Min
11 BURDICK, Cierra f	2-10	0-1	0-0	0-4-4	0	4	2	3	0	1	37
12 GRAVES, Bashaara f	4-6	0-0	3-5	2-2-4	2	11	1	2	0	0	32
20 HARRISON, Isabelle c	0-2	0-0	5-6	3-7-10	3	5	3	4	1	0	18
10 SIMMONS, Meighan g	6-16	2-5	6-6	1-2-3	0	20	0	4	0	2	37
14 CARTER, Andraya g	4-9	0-2	0-1	1-5-6	3	8	0	1	0	1	38
02 JONES, Jasmine	1-5	0-0	0-0	0-2-2	3	2	0	0	0	1	18
21 RUSSELL, Mercedes	3-5	0-0	0-0	2-9-11	1	6	0	2	2	0	20
TEAM				3-5-8							
Totals.....	20-53	2-8	14-18	12-36-48	12	56	6	16	3	5	200

TOTAL FG%	1st Half: 11-31 35.5%	2nd Half: 9-22 40.9%	Game: 37.7%
3-Pt. FG%	1st Half: 2-7 28.6%	2nd Half: 0-1 0.0%	Game: 25.0%
F Throw %	1st Half: 1-2 50.0%	2nd Half: 13-16 81.3%	Game: 77.8%

Missouri	FG	3PT	FT	REBS	PF	TP	A	TO	Bl	St	Min
01 DOTY, Lianna	0-1	0-1	0-0	0-2-2	4	0	4	3	0	2	28
02 STOCK, Morgan	0-1	0-1	0-0	1-1-2	0	0	2	2	0	0	10
03 FOWLER, Bree	0-0	0-0	0-0	0-0-0	0	0	0	1	0	0	2
10 STOCK, Maddie	0-2	0-2	0-0	0-0-0	0	0	0	0	0	0	4
11 CUNNINGHAM, Lindsey	0-1	0-0	0-0	1-1-2	0	0	1	0	0	0	13
13 KULAS, Bri	9-25	2-10	2-2	2-4-6	4	22	1	0	0	3	33
20 MCDOWELL, Kayla	4-10	1-2	0-0	3-3-6	1	9	0	1	1	1	31
22 FRERICKS, Jordan	0-3	0-0	0-0	0-1-1	2	0	1	2	0	1	16
24 MICHAELIS, Sierra	2-9	0-4	0-0	2-5-7	4	4	0	2	0	2	26
30 EYE, Morgan	4-13	4-12	3-4	0-5-5	0	15	1	0	0	0	37
TEAM				2-2-4							
Totals.....	19-65	7-32	5-6	11-24-35	15	50	10	11	1	9	200

TOTAL FG%	1st Half: 10-35 28.6%	2nd Half: 9-30 30.0%	Game: 29.2%
3-Pt. FG%	1st Half: 2-15 13.3%	2nd Half: 5-17 29.4%	Game: 21.9%
F Throw %	1st Half: 0-0 0.0%	2nd Half: 5-6 83.3%	Game: 83.3%

Officials: Cameron Inouye, Joe Cunningham, Luis Gonzalez
Technical fouls: Tennessee-None. Missouri-None.
Attendance: 5,017

Points in the paint-UT 26,MU 24. Points off turnovers-UT 4,MU 18.
2nd chance points-UT 8,MU 6. Fast break points-UT 4,MU 2.
Bench points-UT 8,MU 50. Score tied-2 times. Lead changed-2 times.
Last FG-UT 2nd-03:52, MU 2nd-00:04.
Largest lead-UT by 16 2nd-11:49, MU by 1 1st-03:31.

Score by Periods	1st	2nd	Total
Tennessee	25	31	56
Missouri	22	28	50

COLUMBIA, Mo. - A year after suffering an upset defeat at Missouri, Tennessee withstood a pesky Tigers team to win, 56-50 at Mizzou Arena. The 10th-ranked Lady Vols improved to 22-5 overall and 11-3 in the SEC, while the Tigers fell to 16-11 overall and 5-9 in the league.

Meighan Simmons led Tennessee with 20 points and Bashaara Graves added 11 as the only other Lady Vol in double figures. Isabelle Harrison had just five points -- but the final four iced the victory.

Missouri was led by Bri Kulas (22) and Morgan Eye (15), as MU struggled to overcame 29.2 percent shooting from the floor (19-of-65). Mizzou, known for proficiency from three-point range, made just 21.9 percent (7-of-32).

The Tigers trailed by as many as 16 in the second half. They made a late charge, however, to come within three points at 50-47 on a jumper by Kulas with 1:20 left in regulation.

Missouri had a chance to tie the game in the final minute as Sierra Michaelis' three-pointer refused to fall with 34 seconds on the clock.

Isabelle Harrison, who was mired in foul trouble all game, knocked down two free throws with 34.7 seconds left - to give the Lady Vols a two-possession lead, 52-47 -- and secure the victory. Those were just the second and third points of the game for Harrison.

After Missouri missed a layup, Cierra Burdick grabbed the loose ball to give the Lady Vols possession. Andraya Carter was fouled and missed the ensuing free throw. The Lady Vols got the rebound again, however, and Harrison converted two more free throws for the victory.

Kulis banked in a desperation three-pointer with 1.7 seconds for Missouri's final points of the day. Simmons closed the game with a pair of foul shots for the final score.

Tennessee outrebounded Missouri, 48-35, as both Mercedes Russell (11) and Isabelle Harrison (10) had double-figure boards.

The Lady Vols led a low-scoring first half, 25-22. Tennessee's defense limited Mizzou to 2-of-15 on three-pointers and just 28.6 percent over the first 20 minutes.

Simmons led all scorers with 10 points in the first half, while Russell had eight first-half boards.

GAME 28

#10/9 UT at #RV/23 LSU // Feb. 27, 2014

Tennessee	FG	3PT	FT	REBS	PF	TP	A	TO	Bl	St	Min
11 BURDICK, Cierra f	7-12	1-1	7-8	2-8-10	4	22	1	2	1	1	37
12 GRAVES, Bashaara f	0-3	0-0	0-0	2-2-4	2	0	0	3	0	0	32
20 HARRISON, Isabelle c	4-7	0-0	3-4	3-8-11	4	11	1	5	0	1	25
10 SIMMONS, Meighan g	11-18	5-8	4-6	2-5-7	4	31	1	2	0	1	33
14 CARTER, Andraya g	0-5	0-2	0-1	0-1-1	4	0	3	3	1	1	29
00 REYNOLDS, Jordan	0-2	0-1	0-0	0-1-1	0	0	3	0	0	1	17
01 MOORE, Nia	0-0	0-0	0-0	0-0-0	1	0	0	0	2	0	4
02 JONES, Jasmine	2-4	0-0	2-3	1-1-2	2	6	0	2	0	1	14
21 RUSSELL, Mercedes	0-1	0-0	2-2	1-3-4	3	2	0	4	0	2	9
TEAM				1-2-3				1			
Totals.....	24-52	6-12	18-24	12-31-43	24	72	9	22	4	8	200

TOTAL FG%	1st Half: 17-34 50.0%	2nd Half: 7-18 38.9%	Game: 46.2%
3-Pt. FG%	1st Half: 4-9 44.4%	2nd Half: 2-3 66.7%	Game: 50.0%
F Throw %	1st Half: 4-5 80.0%	2nd Half: 14-19 73.7%	Game: 75.0%

LSU	FG	3PT	FT	REBS	PF	TP	A	TO	Bl	St	Min
55 PLAISANCE, Theresa f	6-21	3-5	5-6	2-9-11	2	20	0	3	2	1	40
21 MCKINNEY, Shanece c	2-3	0-0	0-0	1-1-2	4	4	1	1	0	0	11
05 KENNEY, Jeanne g	6-14	3-8	6-6	0-4-4	1	21	3	2	0	5	38
24 HARDEN, DaShawn g	5-10	0-2	0-0	1-3-4	3	10	1	3	0	1	34
32 BALLARD, Danielle g	1-7	0-0	1-2	2-1-3	3	3	0	2	0	0	18
04 PEDERSEN, Anne	0-1	0-0	0-0	0-0-0	1	0	0	0	0	0	7
10 RHODES, Jasmine	0-0	0-0	0-0	0-0-0	0	0	0	0	0	0	2
11 MONCRIEF, Raigyne	0-2	0-0	2-4	0-1-1	0	2	2	1	0	0	10
13 HILL, Rina	2-3	0-0	3-4	1-2-3	4	7	3	0	0	3	22
42 BOYKIN, Sheila	0-0	0-0	0-0	1-0-1	3	0	0	0	0	0	18
TEAM				2-0-2							
Totals.....	22-61	6-15	17-22	10-21-31	21	67	10	12	2	10	200

TOTAL FG%	1st Half: 6-27 22.2%	2nd Half: 16-34 47.1%	Game: 36.1%
3-Pt. FG%	1st Half: 0-4 0.0%	2nd Half: 6-11 54.5%	Game: 40.0%
F Throw %	1st Half: 9-12 75.0%	2nd Half: 8-10 80.0%	Game: 77.3%

Officials: Jesse Dickerson; Laura Morris; Carla Fountain
Technical fouls: Tennessee-None. LSU-None.
Attendance: 3,374

Points in the paint-UT 22,LSU 26. Points off turnovers-UT 12,LSU 16.
2nd chance points-UT 12,LSU 7. Fast break points-UT 2,LSU 4.
Bench points-UT 8,LSU 9. Score tied-2 times. Lead changed-0 times.
Last FG-UT 2nd-00:57, LSU 2nd-00:10.
Largest lead-UT by 21 1st-06:52, LSU None.

Score by Periods	1st	2nd	Total
Tennessee	42	30	72
LSU	21	46	67

BATON ROUGE, La. - In a game of two distinctly different halves, the #10 Lady Vols jumped to a 21-point halftime lead and held on for a 72-67 win at #23 LSU.

Meighan Simmons (31 points) and Cierra Burdick (career-high 22 points) combined for 53 points including 34 in the first half, as Tennessee was doubling the Lady Tigers at intermission, 42-21.

Tennessee moved to 23-5 overall and 12-3 in the SEC. LSU, meanwhile, dropped to 19-10 and 7-8 in the SEC, losing their fifth game in a row.

Isabelle Harrison posted her 14th double-double of the season with 11 points and 11 rebounds. Burdick also had a double-double, corralling 10 rebounds for her fourth double-double of the season.

The Lady Vols gained a measure of revenge, as LSU upset then-#5 Tennessee on Jan. 2 in Knoxville, 80-77. This win was the 50th as a head coach for Holly Warlick against just 13 losses in two seasons at the helm of the Lady Vols.

Down by 21 after 20 minutes, LSU battled all the way back to tie the game at 59-all on a pair of free throws from Jeanne Kenney with 3:28 left in regulation.

Kenney (17 of her team-high 21 points in the second half) keyed the comeback, as LSU chipped away with a slow pace of play throughout the second half. Theresa Plaisance had a double-double for LSU with 20 points and 11 rebounds.

The Lady Vols kept their composure and Simmons and Burdick each converted a pair of free throws to regain a two possession lead for the Lady Vols, 63-59, with 2:15 left in the game.

Simmons canned a three-pointer with 57 seconds left in the game to put Tennessee ahead, 68-63. That bomb gave Simmons her third career 30-point game and sealed the win for the Lady Vols.

Burdick knocked down two more free throws with 32.9 seconds left to put UT up, 70-64. Andraya Carter blocked a Rina Hill shot with 22 seconds left for the final exclamation point for Tennessee.

The Lady Vols posted their 10th wire-to-wire win of the season, but in very unconventional fashion, fending off LSU, which trailed by double-figures for the final 14 minutes of the first half.

LSU ended up outscoring Tennessee, 46-30, in the second half.

The Lady Vols led 42-21 at the half. Tennessee dominated the first half, taking a 30-10 lead less than 13 minutes into the game. Simmons (19) and Burdick (15) combined for 34 of UT's 42 points. Tennessee outrebounded LSU, 26-14, in the first half and limited the Lady Tigers to just six field goals and 22.2 percent from the floor.

GAME 29

#10/9 UT vs. #4/5 South Carolina // Mar. 2, 2014

South Carolina			FG	3PT	FT	REBS	PF	TP	A	TO	Bl	St	Min
24	WELCH, Aleighsa	f	7-19	0-0	2-5	3-6-9	2	16	1	1	1	1	35
33	IBIAM, Elem	c	4-10	0-0	0-1	1-3-4	3	8	0	1	1	1	22
05	SESSIONS, Khadijah	g	1-5	0-1	1-2	0-1-1	3	3	3	0	0	0	30
25	MITCHELL, Tiffany	g	5-13	0-2	1-2	1-7-8	1	11	2	4	0	1	36
31	DOZIER, Asia	g	1-3	1-2	0-0	1-1-2	0	3	0	1	0	0	29
02	GAINES, Olivia		1-2	0-0	0-0	0-1-1	2	2	1	0	0	2	10
12	MONTOUT, Wilka		0-1	0-1	0-0	0-0-0	0	0	0	0	0	0	3
15	DAVIS, Tiffany		1-1	0-0	4-4	0-0-0	1	6	1	0	0	0	6
23	ROY, Tina		1-3	0-2	0-0	0-0-0	0	2	0	0	0	0	6
41	COATES, Alaina		4-8	0-0	2-2	2-6-8	3	10	2	3	3	0	23
	TEAM					0-6-6							
	Totals.....		25-65	1-8	10-16	8-31-39	15	61	10	10	5	5	200

TOTAL FG%	1st Half: 13-31 41.9%	2nd Half: 12-34 35.3%	Game: 38.5%
3-Pt. FG%	1st Half: 0-2 0.0%	2nd Half: 1-6 16.7%	Game: 12.5%
F Throw %	1st Half: 4-6 66.7%	2nd Half: 6-10 60.0%	Game: 62.5%

Tennessee			FG	3PT	FT	REBS	PF	TP	A	TO	Bl	St	Min
11	BURDICK, Cierra	f	1-11	0-0	2-2	2-6-8	1	4	2	2	0	0	24
12	GRAVES, Bashaara	f	3-6	0-0	1-2	3-4-7	2	7	2	0	1	0	24
20	HARRISON, Isabelle	c	9-11	0-0	2-4	4-11-15	3	20	1	2	0	2	28
10	SIMMONS, Meighan	g	7-16	0-3	2-4	0-0-0	2	16	3	2	0	1	34
14	CARTER, Andraya	g	4-8	2-4	4-4	0-4-4	3	14	2	0	0	0	32
00	REYNOLDS, Jordan		2-5	0-3	0-0	0-1-1	0	4	3	0	0	1	17
01	MOORE, Nia		0-1	0-0	0-0	0-1-1	1	0	0	0	0	0	2
02	JONES, Jasmine		2-8	0-0	2-4	1-3-4	3	6	1	1	2	2	24
21	RUSSELL, Mercedes		1-3	0-0	0-0	0-4-4	1	2	0	0	0	0	15
	TEAM					2-2-4							
	Totals.....		29-69	2-10	13-20	12-36-48	16	73	14	7	3	6	200

TOTAL FG%	1st Half: 18-36 50.0%	2nd Half: 11-33 33.3%	Game: 42.0%
3-Pt. FG%	1st Half: 2-8 25.0%	2nd Half: 0-2 0.0%	Game: 20.0%
F Throw %	1st Half: 0-4 0.0%	2nd Half: 13-16 81.3%	Game: 65.0%

Officials: Bryan Enterline, Amy Bonner, Charles Carroll
Technical fouls: South Carolina-None. Tennessee-None.
Attendance: 14,072

Points in the paint-SC 46,UT 34. Points off turnovers-SC 10,UT 6.
2nd chance points-SC 11,UT 9. Fast break points-SC 2,UT 6.
Bench points-SC 20,UT 12. Score tied-1 time. Lead changed-0 times.
Last FG-SC 2nd-00:07, UT 2nd-01:39.
Largest lead-SC None, UT by 16 2nd-02:31.

Score by Periods	1st	2nd	Total
South Carolina	30	31	61
Tennessee	38	35	73

KNOXVILLE - Meighan Simmons' final regular-season home game in Knoxville was a success, as the #9 Lady Vols upended #4 South Carolina, 73-61.

Tennessee clinched the No. 2 seed in the SEC Tournament with the victory over the regular-season champion Gamecocks.

The Lady Vols finished the regular season 24-5 overall and 13-3 in the league, while the Gamecocks headed to the postseason after suffering their third loss (26-3) and their second conference defeat (14-2).

The Lady Vols' lone senior, Simmons, tallied 16 points as Tennessee posted the wire-to-wire victory -- their 11th of the season.

Isabelle Harrison notched her 15th double-double of the season with a game-high 20 points and game-best 15 rebounds.

Redshirt freshman Andraya Carter also scored in double figures with 14 points.

South Carolina was led by Aleighsa Welch, who had 16 points and nine rebounds. Tiffany Mitchell added 11 points and Alaina Coates chipped in with 10.

The Lady Vols committed just seven turnovers and out-rebounded South Carolina, 48-39, led by Harrison's monster game.

Harrison scored the game's first six points and Tennessee maintained the lead the rest of the way. The Lady Vols led by as many as 11 in the first half on a Harrison layup with two minutes left. Tennessee held a 38-30 advantage at halftime.

In the second half, Tennessee continued to hold South Carolina at bay. The closest the Gamecocks got was within six points on a Coates jumper with 8:42 left in the game, making it 53-47.

After SC, cut it to a two possession game, the Lady Vols scored the next six points and held a double-figure lead for the final eight minutes of the game.

Simmons knocked down a pair of jumpers to put Tennessee up 59-47 with 6:28 left and the game was never in doubt from there.

Tennessee overcame a 2-of-10 day from 3-point range and a rough start at the foul line. The Lady Vols missed all four of their first-half free throws and started 5-of-12 before making their final eight from the charity stripe to seal the game.

GAME 30 - SEC QUARTERFINAL

#2 Seed UT vs. #10 LSU // Mar. 7, 2014

LSU			FG	3PT	FT	REBS	PF	TP	A	TO	Bl	St	Min
21	MCKINNEY, Shanece	f	1-3	0-0	0-0	4-3-7	3	2	0	1	3	0	21
55	PLAISANCE, Theresa	f	9-21	3-6	0-0	1-3-4	5	21	0	1	1	1	34
05	KENNEY, Jeanne	g	4-11	3-9	2-2	0-4-4	1	13	3	7	0	1	38
24	HARDEN, DaShawn	g	2-8	2-4	1-1	1-1-2	4	7	1	1	0	2	35
32	BALLARD, Danielle	g	5-11	0-0	5-9	5-3-8	2	15	7	6	0	1	30
04	PEDERSEN, Anne		0-1	0-1	2-2	0-0-0	1	2	0	1	0	0	14
10	RHODES, Jasmine		0-0	0-0	0-0	0-0-0	0	0	0	0	0	0	1
11	MONCRIEF, Raigyne		1-4	0-0	3-6	0-1-1	5	5	2	1	2	0	17
13	HILL, Rina		0-0	0-0	0-0	0-0-0	0	0	0	1	0	0	2
42	BOYKIN, Sheila		0-0	0-0	0-0	0-2-2	1	0	0	1	0	0	8
	TEAM					1-1-2							
	Totals.....		22-59	8-20	13-20	12-18-30	22	65	13	20	6	5	200

TOTAL FG%	1st Half: 13-28 46.4%	2nd Half: 9-31 29.0%	Game: 37.3%
3-Pt. FG%	1st Half: 7-14 50.0%	2nd Half: 1-6 16.7%	Game: 40.0%
F Throw %	1st Half: 1-3 33.3%	2nd Half: 12-17 70.6%	Game: 65.0%

Tennessee			FG	3PT	FT	REBS	PF	TP	A	TO	Bl	St	Min
11	BURDICK, Cierra	f	3-9	0-0	4-4	2-9-11	5	10	2	3	0	0	31
12	GRAVES, Bashaara	f	3-6	0-0	8-11	5-4-9	1	14	1	4	0	1	34
20	HARRISON, Isabelle	c	10-15	0-0	1-2	6-6-12	3	21	0	5	1	2	27
10	SIMMONS, Meighan	g	5-19	0-3	4-5	0-1-1	2	14	1	1	0	2	34
14	CARTER, Andraya	g	4-11	0-4	2-2	3-2-5	3	10	0	4	0	1	33
00	REYNOLDS, Jordan		2-5	0-1	2-2	0-3-3	2	6	3	1	2	3	22
01	MOORE, Nia		0-0	0-0	0-0	0-0-0	0	0	0	0	0	0	1
02	JONES, Jasmine		0-0	0-0	0-0	2-2-4	1	0	0	0	0	0	5
21	RUSSELL, Mercedes		1-1	0-0	0-0	1-0-1	0	2	0	1	1	1	13
	TEAM					2-0-2							
	Totals.....		28-66	0-8	21-26	21-27-48	17	77	7	19	4	10	200

TOTAL FG%	1st Half: 12-35 34.3%	2nd Half: 16-31 51.6%	Game: 42.4%
3-Pt. FG%	1st Half: 0-5 0.0%	2nd Half: 0-3 0.0%	Game: 0.0%
F Throw %	1st Half: 4-6 66.7%	2nd Half: 17-20 85.0%	Game: 80.8%

Officials: Beverly Roberts, Kelly Johnson, Eric Koch
Technical fouls: LSU-None. Tennessee-None.
Attendance: 5,232

Points in the paint-LSU 18,UT 52. Points off turnovers-LSU 5,UT 25.
2nd chance points-LSU 6,UT 17. Fast break points-LSU 0,UT 8.
Bench points-LSU 7,UT 8. Score tied-2 times. Lead changed-2 times.
Last FG-LSU 2nd-01:22, UT 2nd-03:39.
Largest lead-LSU by 15 1st-09:29, UT by 15 2nd-03:25.

Score by Periods	1st	2nd	Total
LSU	34	31	65
Tennessee	28	49	77

DULUTH, Ga. - Isabelle Harrison scored 21 points, Meighan Simmons and Bashaara Graves each added 14, and No. 6 Tennessee used an overpowering late run to beat LSU, 77-65, in the quarterfinals of the Southeastern Conference tournament.

UT came back from a 15-point first-half deficit to overtake the Lady Tigers, tying for the team's biggest rally of the season. The Big Orange women also bounced back after trailing by 15 at Alabama on Feb. 2 to win, 64-54.

The second-seeded Lady Vols (25-5), winners of five straight and 11 of 12, advanced to Saturday's semifinal round to face No. 3 seed Texas A&M (24-7).

Tennessee's 19-0 run late in the second half made it a 70-55 lead on Simmons' two free throws, but the game's first 35 minutes were tough on the fifth-leading scorer in school history.

Simmons, who had averaged over 22 points in the previous three games, was just three of 16 from the field before her reverse layup from the baseline ended a fast break to force a 55-all tie.

Harrison followed with a runner over Plaisance to make it 57-55 and give the Lady Vols their first lead since 4-3 and bring the large contingent of cheering Tennessee fans to their feet at The Arena at Gwinnett Center.

With 12 rebounds, Harrison recorded her 16th double-double this season, tying her with Chamique Holdsclaw for the most ever recorded by a Lady Vol junior. She now has 22 for her career, tying her for eighth in school history with Shyra Ely, Karla Horton and Shekinna Stricklen.

Trailing 4-0, LSU went on a 27-8 run, ending with Jeanne Kenney's third three-pointer, to take a 15-point lead with 9:29 left in the first half. Plaisance had 14 points to help the Lady Tigers take a 34-22 lead, but Tennessee closed to within six at halftime.

The Lady Vols chipped away at the lead before Cierra Burdick's layup forced a 43-all tie.

LSU coach Nikki Caldwell called timeout to try and settle down her team, and Plaisance followed with a 15-footer on the ensuing possession and a straightaway three that made it 48-43 with 11:54 remaining.

But the Lady Tigers couldn't overcome getting outscored 52-18 in the paint and a 25-5 deficit on turnovers.

LSU also struggled with inconsistent shooting. After beginning the game 10 for 16, the Lady Tigers missed 27 of their next 37 shots.

Burdick had 10 points and 11 rebounds for her fifth double-double of the campaign and 11th of her career.

GAME 31 - SEC SEMIFINAL

#2 Seed UT vs. #3 Seed Texas A&M // Mar. 8, 2014

Texas A&M			FG	3PT	FT	REBS	PF	TP	A	TO	Bl	St	Min
24	JONES, Jordan	f	4-5	4-5	0-0	0-6-6	1	12	10	4	0	2	39
35	ADE, Achiri	f	1-2	0-0	2-2	1-1-2	4	4	0	0	1	0	28
34	GILBERT, Karla	c	4-6	0-0	0-0	1-3-4	4	8	0	1	1	0	18
01	WILLIAMS, Courtney	g	10-22	1-4	1-2	0-3-3	1	22	2	1	0	1	39
33	WALKER, Courtney	g	12-25	1-3	1-2	0-4-4	2	26	4	1	0	1	40-
11	KNOX, Curtyce		0-0	0-0	0-0	0-0-0	1	0	0	0	0	0	1
12	TERRY, Jada		0-1	0-0	0-0	0-0-0	1	0	0	0	0	0	4
14	GRANT, Kristen		0-0	0-0	0-0	0-0-0	0	0	0	0	0	0	0+
15	SCOTT, Tori		0-0	0-0	0-0	0-0-0	3	0	0	0	0	0	9
23	MITCHELL, Rachel		1-4	0-0	0-0	2-1-3	4	2	0	0	1	0	16
32	SCOTT-WILLIAMS, T.		1-4	0-0	1-1	1-0-1	0	3	0	0	0	0	6
	TEAM					1-2-3							
	Totals.....		33-69	6-12	5-7	6-20-26	21	77	16	7	3	4	200

TOTAL FG%	1st Half: 16-35 45.7%	2nd Half: 17-34 50.0%	Game: 47.8%
3-Pt. FG%	1st Half: 3-8 37.5%	2nd Half: 3-4 75.0%	Game: 50.0%
F Throw %	1st Half: 3-3 100%	2nd Half: 2-4 50.0%	Game: 71.4%

Tennessee			FG	3PT	FT	REBS	PF	TP	A	TO	Bl	St	Min
11	BURDICK, Cierra	f	4-9	1-2	0-0	4-6-10	1	9	2	1	1	1	35
12	GRAVES, Bashaara	f	5-9	0-0	4-4	5-4-9	1	14	2	0	0	0	32
20	HARRISON, Isabelle	c	9-17	0-0	2-5	2-11-13	3	20	0	1	0	0	33
10	SIMMONS, Meighan	g	3-17	1-7	8-10	1-4-5	2	15	2	4	0	1	33
14	CARTER, Andraya	g	4-8	0-2	0-0	0-1-1	2	8	2	4	0	1	34
00	REYNOLDS, Jordan		4-5	1-1	0-0	0-0-0	2	9	1	1	0	0	14
02	JONES, Jasmine		0-0	0-0	0-0	0-1-1	0	0	0	0	0	0	5
21	RUSSELL, Mercedes		4-4	0-0	3-3	3-3-6	0	11	1	0	0	0	14
	TEAM					2-1-3							
	Totals.....		33-69	3-12	17-22	17-31-48	11	86	10	11	1	3	200

TOTAL FG%	1st Half: 16-36 44.4%	2nd Half: 17-33 51.5%	Game: 47.8%
3-Pt. FG%	1st Half: 1-6 16.7%	2nd Half: 2-6 33.3%	Game: 25.0%
F Throw %	1st Half: 6-10 60.0%	2nd Half: 11-12 91.7%	Game: 77.3%

Officials: Tina Napier, Felicia Grinter, Sue Blauch
Technical fouls: Texas A&M-None. Tennessee-None.
Attendance: 6,306

Points in the paint-TAMU 34,UT 50. Points off turnovers-TAMU 14,UT 6.
2nd chance points-TAMU 4,UT 26. Fast break points-TAMU 4,UT 0.
Bench points-TAMU 5,UT 20. Score tied-11 times. Lead changed-10 times.
Last FG-TAMU 2nd-01:13, UT 2nd-00:47.
Largest lead-TAMU by 10 1st-11:39, UT by 9 2nd-00:17.

Score by Periods	1st	2nd	Total
Texas A&M	38	39	77
Tennessee	39	47	86

DULUTH, Ga. - For the second game in a row, Tennessee rallied from a double-digit first-half deficit to come back for a victory in the SEC Tournament. The second-seeded Lady Vols trailed by as many as 10 but came away with an 86-77 victory over third-seeded Texas A&M at The Arena at Gwinnett Center.

Tennessee advanced to the SEC Championship game for the 22nd time in the 35-year history of the tournament. The Lady Vols will take on Kentucky, the fourth-seed.

In Saturday's comeback win, the Lady Vols (26-5) were down by 10 twice in the first half. But they showed similar grit and hustle with that `we will not be denied' attitude, which was on display Friday, when they rallied from down 15 to beat LSU by 12 in the SEC Quarterfinals.

Isabelle Harrison led the Lady Vols with 20 points and 13 rebounds for her 17th double-double of the season. Meghan Simmons notched 15 points, as she went 8-of-10 from the foul line to clinch the game. Bashaara Graves tallied 14 points. Cierra Burdick added nine points and 10 rebounds for her third game in four with double-figure rebounds.

Freshmen Mercedes Russell (11 points and six rebounds) and Jordan Reynolds (nine points) had major impacts off the bench in the second half.

The second half was a back-and-forth affair. With the score tied at 75 with less than four minutes to go, Tennessee scored seven consecutive points to take an 82-75 lead, as A&M missed five consecutive shots. Harrison put Tennessee up 77-75 with 3:04 remaining. Graves knocked home a jumper 40 seconds later. Simmons nailed three free throws to put the Lady Vols up 82-75 with 1:21 left in the game.

Tennessee finished the game scoring 11 of the game's final 13 points to return to the title game.

The Lady Vols dominated the glass, out-rebounding the Aggies, 48-26.

Tennessee rallied in the first half to lead, 39-38, at intermission in a fast-paced first half. Williams (13) and Walker (10) combined for 23 first-half points for the Aggies. Harrison topped the Lady Vols' scoring chart with 10.

Five consecutive points by Tennessee gave the Lady Vols a 36-33 lead on a three-point play by Mercedes Russell and a Harrison jumper in the final minutes, as UT took the lead into intermission.

GAME 32 - SEC CHAMPIONSHIP

#2 Seed UT vs. #4 Kentucky // Mar. 9, 2014

Kentucky			FG	3PT	FT	REBS	PF	TP	A	TO	Bl	St	Min
11	STALLWORTH, D.	f	9-14	1-1	2-2	0-5-5	2	21	1	2	1	1	28
23	WALKER, Samarie	f	3-5	1-1	0-0	0-5-5	3	7	0	1	0	0	33
03	THOMPSON, Janee	g	2-7	0-0	1-1	1-2-3	3	5	3	2	0	0	17
13	GOSS, Bria	g	1-4	0-1	1-2	0-1-1	5	3	1	2	0	0	18
32	EVANS, Kastine	g	1-1	1-1	1-2	0-1-1	0	4	0	2	1	1	20
00	O'NEILL, Jennifer		1-6	1-2	9-9	1-2-3	1	12	5	3	0	0	26
12	SIDNEY, Jelleah		0-1	0-0	0-0	0-1-1	1	0	0	1	0	0	7
15	HARPER, Linnae		5-10	1-2	1-2	0-4-4	1	12	1	2	0	1	25
25	EPPS, Makayla		1-4	0-0	2-4	0-4-4	0	4	1	1	0	0	14
50	BISHOP, Azia		1-2	0-0	0-0	0-0-0	3	2	0	0	0	1	12
	TEAM					4-3-7							
	Totals.....		24-54	5-8	17-22	6-28-34	19	70	12	16	2	4	200

TOTAL FG%	1st Half: 17-32 53.1%	2nd Half: 7-22 31.8%	Game: 44.4%
3-Pt. FG%	1st Half: 3-5 60.0%	2nd Half: 2-3 66.7%	Game: 62.5%
F Throw %	1st Half: 1-2 50.0%	2nd Half: 16-20 80.0%	Game: 77.3%

Tennessee			FG	3PT	FT	REBS	PF	TP	A	TO	Bl	St	Min
11	BURDICK, Cierra	f	3-10	0-1	0-0	3-7-10	3	6	1	2	1	0	30
12	GRAVES, Bashaara	f	2-6	0-0	0-4	2-5-7	1	4	2	0	0	1	31
20	HARRISON, Isabelle	c	7-12	0-0	2-2	1-4-5	2	16	0	2	1	1	32
10	SIMMONS, Meighan	g	6-18	1-4	4-4	0-1-1	2	17	0	2	0	2	34
14	CARTER, Andraya	g	4-5	0-1	1-1	0-2-2	3	9	2	3	0	1	30
00	REYNOLDS, Jordan		4-6	0-1	3-3	0-3-3	2	11	1	2	0	1	18
02	JONES, Jasmine		2-9	0-0	2-3	3-1-4	3	6	2	1	0	1	14
21	RUSSELL, Mercedes		1-2	0-0	0-0	1-0-1	0	2	0	0	0	0	11
	TEAM					4-2-6							
	Totals.....		29-68	1-7	12-17	14-25-39	16	71	8	12	2	7	200

TOTAL FG%	1st Half: 16-36 44.4%	2nd Half: 13-32 40.6%	Game: 42.6%
3-Pt. FG%	1st Half: 0-3 0.0%	2nd Half: 1-4 25.0%	Game: 14.3%
F Throw %	1st Half: 0-2 0.0%	2nd Half: 12-15 80.0%	Game: 70.6%

Officials: Lisa Mattingly, Bryan Enterline, Bob Trammell
Technical fouls: Kentucky-Walker, Samarie; Stallworth, DeNesha.
Tennessee-Jones, Jasmine; Burdick, Cierra.
Attendance: 6,544

Points in the paint-UK 32,UT 36. Points off turnovers-UK 14,UT 13.
2nd chance points-UK 10,UT 8. Fast break points-UK 4,UT 2.
Bench points-UK 30,UT 19. Score tied-6 times. Lead changed-4 times.
Last FG-UK 2nd-00:15, UT 2nd-00:22.
Largest lead-UK by 10 1st-13:57, UT by 4 1st-18:06.

Score by Periods	1st	2nd	Total
Kentucky	38	32	70
Tennessee	32	39	71

DULUTH, Ga. - Tennessee captured its record 17th SEC Tournament Championship with a 71-70 victory over Kentucky. The #6 Lady Vols have won four of the last six SEC tourney titles and seven of the last 10.

For the ninth time, Tennessee (27-5) finished the regular season in second place, and for the ninth time, the Lady Vols went on to win the SEC Tournament Championship. Tennessee is now 17-5 in SEC Championship games, winning seven consecutive title games it has played in, dating to 2005.

For the third consecutive SEC Tournament game, Tennessee trailed by double figures in the first half -- and for the third game in a row, the Lady Vols rallied for the win.

Senior Meighan Simmons became the sixth Lady Vol to score 2,000 points in her career, as she tallied a team-high 17 to raise her total to 2,004 in her illustrious career.

Isabelle Harrison added 16 points and freshman Jordan Reynolds (11 points) was clutch down the stretch in helping Tennessee clinch the title.

After a first half that had just seven personal fouls called, the second half became very physical with an automatic berth to the NCAA Tournament on the line. A combined 28 fouls were called over the final 20 minutes.

With 1:45 left in regulation, Simmons gave Tennessee a lead it would not relinquish on her 2,000th career point, the second of two free throws, putting UT up 65-63. Kentucky then threw the ball away for a turnover, giving Tennessee possession with 1:30 left.

Reynolds knocked down a jumper to put the Lady Vols up by two possessions, 67-63 with 44.3 left in the game. After Kentucky made a pair of free throws, Simmons responded with a driving layup with 20 seconds left in regulation, making it 69-65. Simmons knocked down two free throws with 10.7 left to make it 71-67 to clinch it.

Reynolds' 3-point play with 4:07 left in the game tied the game at 59-all. After two free throws by Jennifer O'Neill to regain the lead, Reynolds went high off glass to deadlock the game again at 61 with 2:53 left in regulation. After UK took the lead, Harrison answered to make it 63-all with two minutes left.

Tennessee took its first lead since 4-2, on a pair of free throws by Harrison with 8:35 left in the game, putting UT ahead, 52-51.

Kentucky held a 38-32 halftime lead as Tennessee cut a margin as large as 10 early in the first half. The Lady Vols trailed by 10, at 18-8, seven minutes into the game.

GAME 33 - NCAA FIRST ROUND

#1 Seed UT vs. #16 Northwestern St. // Mar. 22, 2014

Northwestern State			FG	3PT	FT	REBS	PF	TP	A	TO	Bl	St	Min
15	OWENS, Presley	f	0-0	0-0	0-0	0-0-0	1	0	0	0	0	0	5
31	ARMSTEAD, Trudy	f	5-9	0-1	2-2	2-4-6	4	12	0	2	1	1	35
03	LEE, Keisha	g	2-9	0-3	0-0	0-2-2	2	4	0	0	0	0	23
12	ROGERS, Chelsea	g	0-5	0-4	0-0	0-6-6	3	0	5	2	0	3	36
13	PEREZ, Janelle	g	4-11	0-4	0-0	0-2-2	1	8	3	5	0	0	36
01	STAHA, Amy		0-0	0-0	0-0	0-0-0	0	0	0	0	0	0	2
02	SPECTOR, Emily		0-0	0-0	0-0	0-1-1	2	0	0	0	0	0	5
11	FULLER, Breanna		0-0	0-0	0-0	0-0-0	0	0	0	0	0	0	2
14	GRAF, Meredith		0-1	0-0	0-0	0-0-0	0	0	0	0	0	0	1
20	AUSMER, Arianne		0-0	0-0	0-0	0-1-1	0	0	0	0	0	0	1
30	ATTURA, Beatrice		4-8	3-6	0-0	0-3-3	1	11	0	2	0	0	17
32	O'CONNER, Breonna		0-1	0-1	0-0	0-0-0	0	0	0	0	0	0	1
34	PENNYWELL, Kourtney		3-8	0-0	2-4	1-1-2	2	8	3	0	0	2	33
50	RICHARDSON, Robin		1-1	0-0	1-2	0-0-0	2	3	0	0	0	0	3
	TEAM					3-1-4				3			
	Totals.....		19-53	3-19	5-8	6-21-27	18	46	11	14	1	6	200

TOTAL FG%	1st Half: 8-28 28.6%	2nd Half: 11-25 44.0%	Game: 35.8%
3-Pt. FG%	1st Half: 1-10 10.0%	2nd Half: 2-9 22.2%	Game: 15.8%
F Throw %	1st Half: 3-4 75.0%	2nd Half: 2-4 50.0%	Game: 62.5%

Tennessee			FG	3PT	FT	REBS	PF	TP	A	TO	Bl	St	Min
11	BURDICK, Cierra	f	2-6	0-0	4-4	2-5-7	1	8	3	3	1	1	28
12	GRAVES, Bashaara	f	2-7	0-0	0-0	5-7-12	1	4	1	2	1	0	26
20	HARRISON, Isabelle	c	5-8	0-0	2-2	3-1-4	1	12	1	3	1	0	17
10	SIMMONS, Meighan	g	4-15	1-6	3-3	0-5-5	2	12	3	0	0	1	27
14	CARTER, Andraya	g	3-4	1-2	0-0	1-1-2	3	7	3	1	0	2	31
00	REYNOLDS, Jordan		2-6	1-3	2-2	0-3-3	0	7	3	2	0	0	28
01	MOORE, Nia		1-3	0-0	0-1	0-0-0	0	2	1	0	0	1	7
02	JONES, Jasmine		1-7	0-0	4-4	3-4-7	1	6	2	1	1	0	18
21	RUSSELL, Mercedes		5-6	0-0	2-2	3-2-5	3	12	1	0	0	0	18
	TEAM					0-2-2							
	Totals.....		25-62	3-11	17-18	17-30-47	12	70	18	12	4	5	200

TOTAL FG%	1st Half: 7-31 22.6%	2nd Half: 18-31 58.1%	Game: 40.3%
3-Pt. FG%	1st Half: 2-8 25.0%	2nd Half: 1-3 33.3%	Game: 27.3%
F Throw %	1st Half: 6-6 100%	2nd Half: 11-12 91.7%	Game: 94.4%

Officials: Tina Napier, Metta Roberts, Kenneth Kelly
Technical fouls: Northwestern State-None. Tennessee-None.
Attendance: 7,128

Points in the paint-NWLA 18,UT 38. Points off turnovers-NWLA 10,UT 14.
2nd chance points-NWLA 7,UT 18. Fast break points-NWLA 0,UT 10.
Bench points-NWLA 22,UT 27. Score tied-1 time. Lead changed-0 times.
Last FG-NWLA 2nd-02:11, UT 2nd-00:54.
Largest lead-NWLA None, UT by 25 2nd-04:43.

Score by Periods	1st	2nd	Total
Northwestern State	20	26	46
Tennessee	22	48	70

KNOXVILLE - After a sluggish first half, #1 seeded Tennessee took control and dominated the second half on the way to a 70-46 victory over 16-seed Northwestern State of Louisiana on Saturday at Thompson-Boling Arena.

Senior Meighan Simmons, junior Isabelle Harrison and freshman Mercedes Russell all scored 12 points to led Tennessee's balanced attack. UT dominated the glass, as the Lady Vols out-rebounded the Demons, 47-27, led by Bashaara Graves' 12.

Northwestern State (21-13) was led by Trudy Armstead, who also scored 12 points.

Tennessee head coach Holly Warlick coached the game after a bout with food poisoning which caused her to miss the team's morning shoot-around. She sat on a stool at the Lady Vols bench for the entire first half before being more active on her feet in the second half.

Her return to normalcy coincided with the Lady Vols' success.

After NSU tied the game at 22 less than two minutes into the second half, the Lady Vols ripped off 12 consecutive points to take control of the game. The Lady Vols never let the Demons within double figures for the final 16 minutes of the game.

Tennessee improved to 51-1 in first and second round games of the NCAA Tournament. All-time Tennessee rose to 116-24 in the NCAA Tournament as the only team to play in all 33 years of the event.

At home, Tennessee moved to 53-0 all-time in NCAA Tournament games, including a 21-0 mark in the first round.

After making five of their first six shots to grab an 11-2 lead, the Lady Vols went 2-of-25 the rest of the first half and were clinging to a 22-20 lead at the intermission. Tennessee made just two baskets in the last 16 minutes of the first half. The Lady Vols had no baskets and four total points in the final eight minutes of the half.

Northwestern State never led Saturday, but the Lady Demons did tie the game 22-22 on a basket from 5-foot-2 guard Janelle Perez with 18:43 left. Tennessee responded with a 12-0 run and never trailed again.

Cierra Burdick started the spurt by sinking a jumper with 18:18 remaining. Harrison scored six points later in the run, as Tennessee held Northwestern State scoreless for nearly five minutes.

GAME 34 - NCAA SECOND ROUND

#1 Seed UT vs. #8 St. John's // Mar. 24, 2014

St. John's			FG	3PT	FT	REBS	PF	TP	A	TO	Bl	St	Min
02	THOMPSON, Amber	f	3-6	0-0	0-0	3-6-9	3	6	2	0	0	2	37
03	HANDFORD, Aliyyah	g	9-19	0-0	5-8	1-3-4	3	23	1	3	0	0	37
12	BROWN, Briana	g	1-7	1-3	0-0	3-3-6	3	3	1	2	0	0	12
15	GRANT, Danaejah	g	1-7	1-1	4-4	2-3-5	3	7	5	1	0	2	27
22	MCPHERSON, E.	g	0-1	0-1	1-4	0-1-1	2	1	3	3	0	0	17
04	LEWIS, Aaliyah		1-2	1-2	0-3	0-1-1	1	3	2	2	0	0	18
10	WALKER, Jade		4-7	0-0	0-0	2-1-3	5	8	2	4	0	0	20
20	LANGLEY, Keylantra		0-3	0-2	0-0	0-1-1	3	0	0	1	1	2	21
32	JONES, Mallory		0-1	0-1	0-0	0-0-0	0	0	0	0	0	0	3
54	ARCHER, Selina		0-1	0-0	0-0	1-3-4	0	0	0	0	0	0	8
	TEAM					1-0-1				2			
	Totals.....		19-54	3-10	10-19	13-22-35	23	51	16	18	1	6	200

TOTAL FG%	1st Half: 14-30 46.7%	2nd Half: 5-24 20.8%	Game: 35.2%
3-Pt. FG%	1st Half: 2-5 40.0%	2nd Half: 1-5 20.0%	Game: 30.0%
F Throw %	1st Half: 5-8 62.5%	2nd Half: 5-11 45.5%	Game: 52.6%

Tennessee			FG	3PT	FT	REBS	PF	TP	A	TO	Bl	St	Min
11	BURDICK, Cierra	f	10-14	1-1	0-2	5-6-11	1	21	0	3	0	0	34
12	GRAVES, Bashaara	f	1-1	0-0	3-4	1-3-4	3	5	0	1	1	1	14
20	HARRISON, Isabelle	c	4-9	0-0	2-5	3-8-11	3	10	3	2	1	1	28
10	SIMMONS, Meighan	g	5-13	1-2	6-6	0-1-1	3	17	1	1	0	2	26
14	CARTER, Andraya	g	2-7	0-1	3-4	1-1-2	2	7	2	2	1	4	39
00	REYNOLDS, Jordan		1-4	0-0	0-0	0-1-1	1	2	1	1	0	1	23
01	MOORE, Nia		0-0	0-0	0-0	0-0-0	0	0	0	0	0	0	3
02	JONES, Jasmine		0-3	0-0	3-4	1-0-1	2	3	0	3	0	0	7
21	RUSSELL, Mercedes		1-2	0-0	0-0	1-8-9	1	2	3	2	1	2	26
	TEAM												
	Totals.....		24-53	2-4	17-25	12-28-40	16	67	10	15	4	11	200

TOTAL FG%	1st Half: 15-27 55.6%	2nd Half: 9-26 34.6%	Game: 45.3%
3-Pt. FG%	1st Half: 2-3 66.7%	2nd Half: 0-1 0.0%	Game: 50.0%
F Throw %	1st Half: 7-11 63.6%	2nd Half: 10-14 71.4%	Game: 68.0%

Officials: Tina Napier, Joseph Vaszily, Michelle Russi
Technical fouls: St John's-None. Tennessee-None.
Attendance: 5,196

Points in the paint-SJU 22,UT 36. Points off turnovers-SJU 11,UT 19.
2nd chance points-SJU 5,UT 14. Fast break points-SJU 4,UT 12.
Bench points-SJU 11,UT 7. Score tied-1 time. Lead changed-0 times.
Last FG-SJU 2nd-01:28, UT 2nd-01:54.
Largest lead-SJU None, UT by 21 2nd-01:54.

Score by Periods	1st	2nd	Total
St. John's	35	16	51
Tennessee	39	28	67

KNOXVILLE - #1 seed Tennessee advanced to the Sweet 16 for the 32nd time in 33 years by virtue of a 67-51 victory over #8 seed St. John's at Thompson-Boling Arena.

The Lady Vols improved to 29-5 overall in advancing to the Louisville Regional where they will play the winner of the Maryland/Texas match-up.

Tennessee improved to 26-0 all-time in NCAA Tournament second round games and 52-1 in first and second round games. The Lady Vols rose to 117-24 all-time in the tournament as the only team to appear in all 33 events.

The Lady Vols are now a perfect 54-0 in NCAA Tournament games in Knoxville, including 42-0 in first and second round games.

Senior Meighan Simmons played her final game at Thompson-Boling Arena and tallied 17 points. Simmons finished her career with a 60-8 record in Knoxville, including a 6-0 mark in the NCAAs.

Junior Cierra Burdick came up big with 21 points and 11 rebounds. Classmate Isabelle Harrison added 10 points and 11 boards for her 17th double-double of the season. For Burdick it was her sixth double-double this season.

St. John's finished the season, its fifth in a row in the NCAA Tournament, with a 23-11 record. Aliyyah Handford led all scorers with 23 points.

Down four at halftime, St. John's scored the first four points of the second half to tie the game at 39 with 16:59 left in regulation.

Tennessee responded, as the Lady Vols scored the next four points to regain a 43-39 advantage. Points were at a premium early in the second half, as the teams combined for eight in the first eight minutes of the second half.

The Lady Vols built a 12-point lead at 53-41 with a 10-0 spurt finished off by Simmons' layup with 8:19 left in the game.

The run continued, as Tennessee held St. John's to two points over a 16-2 run spanning more than five minutes. The Lady Vols held a 59-43 lead with less than six minutes to go. Simmons' driving layup put Tennessee up 18 and Tennessee was in comfortable position.

Simmons received a standing ovation from the TBA crowd as she exited the hardwood in Knoxville for the final time with 2:06 left in regulation.

Tennessee led 39-35 at intermission.

GAME 35 - NCAA SWEET SIXTEEN

#1 Seed UT vs. #4 Maryland // Mar. 30, 2014

Maryland			FG	3PT	FT	REBS	PF	TP	A	TO	Bl	St	Min
25	THOMAS, Alyssa	f	14-25	1-4	4-4	4-9-13	2	33	3	0	0	1	38
42	JONES, Brionna	f	1-1	0-0	0-0	0-0-0	5	2	1	3	0	2	16
13	DEVAUGHN, Alicia	c	0-3	0-0	1-2	5-5-10	4	1	0	2	0	1	32
04	BROWN, Lexie	g	4-11	2-5	4-6	1-1-2	4	14	1	6	0	5	31
40	RUTAN, Katie	g	0-3	0-2	0-0	1-0-1	0	0	0	0	0	0	9
01	MINCY, Laurin		4-14	2-6	1-2	3-2-5	3	11	1	4	0	1	24
03	MOSELEY, Brene		0-1	0-0	0-0	0-0-0	0	0	0	0	0	0	5
05	HOWARD, Malina		0-2	0-0	2-2	3-2-5	4	2	1	0	0	0	20
22	PFIRMAN, Tierney		0-2	0-0	0-0	0-0-0	0	0	0	0	0	0	6
32	WALKER-KIMBROUGH, S.		4-8	0-1	2-3	0-3-3	3	10	2	1	0	3	19
	TEAM					2-1-3							
	Totals.....		27-70	5-18	14-19	19-23-42	25	73	9	16	0	13	200

TOTAL FG%	1st Half: 15-40 37.5%	2nd Half: 12-30 40.0%	Game: 38.6%
3-Pt. FG%	1st Half: 3-11 27.3%	2nd Half: 2-7 28.6%	Game: 27.8%
F Throw %	1st Half: 8-8 100%	2nd Half: 6-11 54.5%	Game: 73.7%

Tennessee			FG	3PT	FT	REBS	PF	TP	A	TO	Bl	St	Min
11	BURDICK, Cierra	f	1-4	0-0	0-1	3-3-6	1	2	0	4	0	1	25
12	GRAVES, Bashaara	f	1-3	0-0	3-4	6-8-14	4	5	0	3	2	0	35
20	HARRISON, Isabelle	c	2-6	0-0	3-4	3-7-10	4	7	2	5	0	1	27
10	SIMMONS, Meighan	g	9-22	4-8	9-10	1-2-3	2	31	1	5	0	1	33
14	CARTER, Andraya	g	0-6	0-2	2-4	0-0-0	3	2	3	0	0	2	29
00	REYNOLDS, Jordan		1-5	0-1	0-0	0-2-2	1	2	1	3	0	1	19
01	MOORE, Nia		0-0	0-0	0-0	0-0-0	0	0	0	0	0	0	1
02	JONES, Jasmine		4-6	0-0	3-4	0-2-2	1	11	0	2	0	1	17
21	RUSSELL, Mercedes		1-1	0-0	0-0	1-1-2	2	2	0	0	3	0	14
	TEAM					0-1-1							
	Totals.....		19-53	4-11	20-27	14-26-40	18	62	7	22	5	7	200

TOTAL FG%	1st Half: 9-28 32.1%	2nd Half: 10-25 40.0%	Game: 35.8%
3-Pt. FG%	1st Half: 2-6 33.3%	2nd Half: 2-5 40.0%	Game: 36.4%
F Throw %	1st Half: 7-10 70.0%	2nd Half: 13-17 76.5%	Game: 74.1%

Officials: Michael Price, Karen Preato, Michol Murray
Technical fouls: Maryland-None. Tennessee-None.
Attendance: 11,097

Points in the paint-UMD 38,UT 28. Points off turnovers-UMD 19,UT 9.
2nd chance points-UMD 17,UT 9. Fast break points-UMD 10,UT 2.
Bench points-UMD 23,UT 15. Score tied-0 times. Lead changed-2 times.
Last FG-UMD 2nd-03:24, UT 2nd-01:16.
Largest lead-UMD by 18 2nd-12:11, UT by 1 1st-19:12.

Score by Periods	1st	2nd	Total
Maryland	41	32	73
Tennessee	27	35	62

LOUISVILLE, Ky. -- No. 1 seed Tennessee's season came to a close with a 73-62 loss to fourth-seeded Maryland in the Sweet 16 at the KFC Yum! Center. The Lady Vols finished 2013-14 with a 29-6 record. Maryland (27-6) advanced to the Elite Eight.

Senior Meighan Simmons tallied 31 points in her final college game. She finished her career with 2,064 points, fifth all-time at Tennessee.

Bashaara Graves corralled 14 rebounds, while Isabelle Harrison grabbed 10 boards. Jasmine Jones chipped in with 11, the only other Lady Vol in double figures.

Maryland's Alyssa Thomas tallied a career-high 33 points and grabbed 13 rebounds for the Terps. Lexie Brown added 14, while Laurin Mincy had 11 points.

Tennessee played from behind for virtually the entire afternoon. Aside from a 3-2 lead less than a minute into the game, the Lady Vols trailed the remainder of the way.

Down by 18 in the second half, the Lady Vols were seeking their largest comeback in NCAA Tournament history and largest since rallying from a 23-point deficit at Rutgers in 2009.

Up by 14 at the half, Maryland took an 18-point lead on a jumper by Thomas with 12 minutes left in regulation that put the Terps ahead, 51-33.

Simmons keyed an 11-3 run for the Lady Vols to trim the deficit to 10 at 54-44 with nine minutes left. Simmons scored nine of the 11 points in the spurt.

The lead was trimmed to single digits twice with less than eight minutes to go. A Simmons free throw cut it to eight at 60-52 with 6:52 left.

A three-pointer by Mincy with 5:18 left pushed the Maryland lead back to a dozen, 65-53. That proved to be the back-breaker for the Lady Vols.

Maryland held a 41-27 lead at halftime, thanks to 15 points from Thomas. The Lady Vols committed 14 turnovers and shot just 32.1 percent from the floor. Simmons scored 12 of UT's 27 points.

Tennessee fell behind 22-9 early on, as the Lady Vols struggled from the floor, making just one of their first 13 shots in the first seven minutes.

Maryland's lead expanded to as many as 16 on a three-pointer by Thomas with 8:48 left in the first half at 31-15.

The Lady Vols trimmed the deficit to single digits on a three-pointer by Simmons with 4:50 left in the first half. Maryland was held scoreless for 4:13, as Tennessee used an 8-0 burst to creep within eight, at 31-23, with five minutes left in the first half.

2013-14 SEASON HONORS

CIERRA BURDICK, F
- 2014 SEC All-Tournament Team
- 2014 SEC Community Service Team
- 2014 SEC Academic Honor Roll
- SEC Player of the Week (1/27 - 2/2)

ANDRAYA CARTER, G
- 2014 SEC All-Freshman Team
- 2014 SEC Academic Honor Roll

BASHAARA GRAVES, F
- 2014 SEC Academic Honor Roll
- Naismith Trophy Early Season Watch List (11/25/13)
- John R. Wooden Award Preseason Top-30
- Wade Trophy "Wade Watch" List
- Media Preseason All-SEC First Team
- Coaches Preseason All-SEC First Team

ISABELLE HARRISON, C
- 2014 Full Court Third Team All-American
- 2014 WBCA Honorable Mention All-American
- 2014 AP Honorable Mention All-American
- 2014 WBCA All-Region 3 Team
- 2014 AP & Coaches All-SEC First Team
- 2014 SEC Tournament MVP
- 2014 SEC All-Tournament Team
- 2014 SEC Academic Honor Roll

ARIEL MASSENGALE, PG
- 2014 SEC Academic Honor Roll
- SEC Player of the Week (11/11 - 11/18)
- NCAA Player of the Week (11/11 - 11/18)
- Naismith Trophy Early Season Watch List (11/25/13)
- Junkanoo Jam All-Tournament Team (11/28-11/29)
- 2014 Nancy Lieberman Award Watch List

JORDAN REYNOLDS, G
- 2014 SEC First-Year Academic Honor Roll

MERCEDES RUSSELL, C
- 2014 SEC First-Year Academic Honor Roll
- SEC Women's Basketball Freshman of the Week (12/23 - 12/30)
- Lindy's Preseason All-America Third Team
- Lindy's Preseason Freshman of the Year

MEIGHAN SIMMONS, G
- 2014 Full Court Second Team All-American
- 2014 AP Honorable Mention All-American
- 2014 WBCA Honorable Mention All-American
- 2014 WBCA All-Region 3 Team
- 2014 AP SEC Player of the Year
- 2014 AP & Coaches All-SEC First Team
- 2014 NCAA All-Louisville Regional Team
- Naismith Trophy Early Season Watch List (11/25/13)
- Junkanoo Jam Most Valuable Player (11/28-11/29)
- Junkanoo Jam All-Tournament Team (11/28-11/29)
- Naismith Trophy Midseason Top 30 (2/12/14)
- John R. Wooden Award Preseason Top-30
- Wade Trophy "Wade Watch" List
- Lindy's Preseason All-America Second Team
- Media Preseason SEC Player of the Year
- Coaches Preseason SEC Player of the Year
- Media Preseason All-SEC First Team
- Coaches Preseason All-SEC First Team

HISTORY

ALL-TIME ROSTER

A									
Jody Adams	3	1989-93	Graduate	Cleveland, TN/Bradley County	G	5-5	107	6.7	1.7
Nicky Anosike	55	2004-08	Graduate	Staten Island, NY/St. Peter's	F/C	6-4	146	7.5	6.3
Alberta Auguste	33	2006-08	Graduate	Marrero, LA/John Ehret	F	5-11	75	5.1	2.6
Lauren Avant	12	2010-11	Transfer	Memphis, TN/Lausanne Collegiate School	G	5-9	19	2.6	1.3
B									
Suzanne Barbre	34	1974-78	Graduate	Morristown, TN/Morristown West	G	5-8	64	13.5	4.2
Briana Bass	1	2008-12	Gradu ate	Indianapolis, IN/North Central	G	5-2	118	2.1	0.8
Vicki Baugh	21	2007-12	Graduate	Sacramento, CA/Sacramento	F	6-4	111	5.8	5.1
Angie Bjorklund	5	2007-11	Graduate	Spokane Valley, WA/University	G/F	6-0	132	11.1	2.9
Shannon Bobbitt	00	2006-08	Graduate	New York, NY/Bergtraum	G	5-2	74	9.3	2.3
Cindy Boggs	24	1974-75	Graduate	Ducktown, TN	G	5-6			
Fonda Bondurant	12	1975-77	Graduate	South Fulton, TN/South Fulton	G	5-6	30	2.1	0.9
Sherry Bostic	14	1984-86	Transfer	LaFollette, TN/Campbell County	F	5-11	51	3.1	1.9
Nancy Bowman	12	1972-75	Graduate	Lenoir City, TN	G	5-3			
Gina Bozeman	20	1981	Transfer	Sylvester, GA/Worth Academy	G	5-6	8	1.3	0.4
Diane Brady	20	1973-75	Graduate	Calhoun, TN	G	5-2			
Alyssia Brewer	33	2008-11	Transfer	Sapulpa, OK/Sapulpa	F	6-3	87	6.9	4.6
Cindy Brogdon	44	1977-79	Graduate	Buford, GA/Greater Atlanta Christian	F	5-10	70	20.8	6.0
Cierra Burdick	***11***	***2011-***	***Active***	***Charlotte, NC/Butler***	***F***	***6-2***	***98***	***7.1***	***5.5***
Niya Butts	3	1996-00	Graduate	Americus, GA/Americus	F	6-0	111	2.3	1.2
Tasha Butts	3	2000-04	Graduate	Milledgeville, GA/Baldwin County	G	5-11	141	6.4	3.8
C									
Kelley Cain	52	2007-11	Graduate	Atlanta, GA/St. Pius X	C	6-6	92	8.6	6.2
Nikki Caldwell	33	1990-94	Graduate	Oak Ridge, TN/Oak Ridge	G	5-11	126	5.9	2.2
Sonya Cannon	51	1981-85	Graduate	Maryville, TN/Maryville	F	5-8	21	0.7	0.4
Abby Canon	12	2004-05	Transfer	Shelbyville, TN/Shelbyville Central	G	5-8	7	0.0	0.1
Amanda Canon	11	1998-02	Graduate	Shelbyville, TN/Shelbyville Central	F	5-11	42	0.8	0.4
Andraya Carter	***14***	***2012-***	***Active***	***Flowery Branch, GA/Buford***	***G***	***5-9***	***42***	***6.7***	***2.5***
Tamara Carver	50	1990-91	Transfer	Cosby, TN/Cosby	G	5-6	4	1.0	0.3
Kelli Casteel	34	1988-92	Graduate	Maryville, TN/Maryville	C	6-2	129	6.5	3.4
Tamika Catchings	24	1997-01	Graduate	Duncanville,TX/Duncanville	F	6-1	127	16.6	7.9
Lesia Cecil	51	1985-86	Graduate	Helenwood, TN/Scott County	G	5-2	4	0.8	0.3
Daedra Charles	32	1988-91	Graduate	Detroit, MI/St. Martin de Porres	C	6-3	105	14.2	8.2
Becky Clark	24	1979-80	Transfer	Memphis, TN/Bishop Byrne	F	5-8	10	1.6	1.0
Regina Clark	5	1988-92	Graduate	Saginaw, MI/Buena Vista	G	5-8	109	3.6	1.4
Kristen "Ace" Clement	33	1997-01	Graduate	Broomall, PA/Cardinal O'Hara	G	5-11	136	5.8	2.4
Susan Clower	34	1978-82	Graduate	Kingston, TN/Roane County	G	5-9	139	3.0	1.9
Lynne Collins	40	1980-84	Graduate	Blacksburg, VA/Blacksburg	F	6-0	126	4.8	3.0
Shelia Collins	30	1981-85	Graduate	Colbert, GA/Madison County	G	5-9	104	13.6	6.0
Abby Conklin	52	1993-97	Graduate	Charlestown, IN/Charlestown	F	6-3	143	8.6	3.9
Pam Cook	42	1982-83	Quit	Duluth, GA/North Gwinnett	G	5-7	27	3.8	2.2
Elizabeth Curry	10	2006-07	Graduate	New Virginia, IA/Interstate 35	G	5-6	14	0.4	0.0
Bev Curtis	51	1979	Quit	Acworth, GA/Etowah	F	6-0	6	4.0	2.0
D									
Latina Davis	5	1992-96	Graduate	Winchester, TN/Franklin County	G	5-6	136	9.2	4.0
LaToya Davis	4	2000-04	Graduate	Forsyth, GA/Mary Persons	F	6-0	128	3.6	2.1
Susie Davis	20	1976-79	Graduate	Hohenwald, TN/Lewis County	F	5-8	69	1.7	1.5
Freda DeLozier		1975	Graduate						
Diamond DeShields	***10***	***2014-***	***Active***	***Norcross, GA/Norcross***	***G***	***6-1***			
Rochone Dilligard	42	1991-94	Graduate	Lebanon, TN/Lebanon	F	6-1	44	2.2	1.8
Gail Dobson	52	1971-75	Graduate	Greeneville, TN	C	5-10			
Sybil Dosty	33	2004-05	Transfer	Tucson, AZ/Salpointe	C	6-3	62	2.8	2.7
Kortney Dunbar	***13***	***2014-***	***Active***	***Edwardsville, IL/Edwardsville***	***G/F***	***6-2***			
Faith Dupree	34	2009-10	Transfer	Knoxville, TN/The Webb School	F/C	6-3			
Kris Durham	23	1987-89	Transfer	Dunellen, NJ/Union Catholic	G	5-8	36	5.9	1.4
E									
Sarah Edwards	31	1998-01	Graduate	Sevierville, TN/Sevier County	G/F	5-11	36	1.6	0.4
Tonya Edwards	33	1986-90	Graduate	Flint, MI/Northwestern	G	5-10	121	10.5	3.5
Cindy Ely	55	1977-81	Graduate	Canton, GA/Cherokee	C	6-2	128	5.0	4.6
Shyra Ely	43	2001-05	Graduate	Indianapolis, IN/Ben Davis	F	6-2	139	12.0	6.8
Kyra Elzy	5	1996-01	Graduate	LaGrange, KY/Oldham County	G/F	6-1	126	4.5	3.0
Peggy Evans	20	1990-93	Transfer	Detroit, MI/Country Day	C	6-0	94	11.5	6.1
F									
Sherri Fancher	14	1976-79	Graduate	Knoxville, TN/Sevier County	G	5-7	82	1.7	1.0
Tye'sha Fluker	50	2002-06	Graduate	Pasadena, CA/John Muir	C	6-5	140	6.3	4.0
Susan Foulds	13/42	1979-81	Graduate	Annandale, VA/Thomas Jefferson	F	5-11	29	1.1	1.0
Valerie Freeman	42	1983-85	Medical	Milledgeville, GA/Baldwin County	F	6-0	58	6.2	3.5

ALL-TIME ROSTER (CONTINUED)

Sheila Frost	12	1985-89	Graduate	Pulaski, TN/Giles County	C	6-4	138	13.0	7.6
Alex Fuller	44	2004-09	Graduate	Shelbyville, TN/Shelbyville Central	F	6-3	139	5.5	3.8
G									
Amy Gamble	53	1983-84	Transfer	Glendale, W.VA/John Marshall	F	5-10	42	3.1	3.1
Marci Garner	40	1974-76	Graduate	Maryville, TN	F	5-8			
Teresa Geter	40	1997-99	Transfer	Columbia, SC/Columbia	C	6-3	67	6.1	4.7
Bridgette Gordon	30	1985-89	Graduate	DeLand, FL/DeLand	F	6-0	137	17.9	6.7
Bashaara Graves	***12***	***2012-***	***Active***	***Clarksville, TN/Clarksville***	***F***	***6-2***	***70***	***11.2***	***7.4***
Liza Graves	12	1975-78	Graduate	Knoxville, TN/Central	G	5-5	14	0.3	0.5
Amber Gray	10	2008-10	Transfer	West Chester, OH/Lakota West	F	6-1	27	2.7	1.9
Kathie Greene	52	1975-76	Graduate	New Market, TN	C	6-1			
Misty Greene	13	1995-98	Graduate	Decatur, TN/Meigs County	G	5-9	82	3.3	1.1
Debbie Groover	52	1977-81	Graduate	Canton, GA/Cherokee	C	6-0	139	11.4	6.9
Aubrey Guastalli	31	2004-05	Graduate	Westwood, MA/Westwood	G	5-6	8	0.0	0.1
H									
Tanya Haave	24/45	1980-84	Graduate	Evergreen, CO/Evergreen	F	6-2	128	13.8	5.9
Leanne Hance	15	1977-78	Quit	Morristown, TN/Morristown West	F	5-7	14	1.2	1.1
Jerilynn Harper	31	1978-79	Transfer	Jefferson City, TN/Jefferson Co.	C	6-1	37	9.9	4.6
Isabelle Harrison	***20***	***2011-***	***Active/Grad.***	***Nashville, TN/Hillsboro***	***C***	***6-3***	***91***	***9.0***	***6.6***
Lisa Harrison	21	1989-93	Graduate	Louisville, KY/Southern	F	6-0	130	8.7	6.3
Pat Hatmaker	20/24	1980-84	Graduate	Knoxville, TN/Karns	G	5-8	128	3.5	1.4
Debbie Hawhee	52	1988-92	Graduate	Greeneville, TN/South Greene	F	6-1	107	3.0	1.7
Dena Head	11	1988-92	Graduate	Canton, MI/Plymouth-Salem	G	5-11	135	11.0	4.8
Lea Henry	44	1979-83	Graduate	Damascus, GA	G	5-4	134	8.4	1.8
Chamique Holdsclaw	23	1995-99	Graduate	Astoria, NY/Christ the King	F	6-2	148	20.4	8.8
Alexis Hornbuckle	14	2004-08	Graduate	Charleston, WV/South Charleston	G	5-11	138	9.7	5.4
Karla Horton	55	1984-87	Graduate	Kershaw, SC/Andrew Jackson	C	6-2	99	9.4	7.8
J									
Brittany Jackson	25	2001-05	Graduate	Cleveland, TN/Bradley Central	F	6-0	134	6.9	1.9
Gwen Jackson	13	1999-03	Graduate	Eufaula, AL/Eufaula	C	6-2	137	11.0	5.7
Marlene Jeter	15	1990-92	Graduate	Carlisle, SC/Union	F	6-0	29	3.2	2.2
Dana Johnson	53	1991-95	Graduate	Baltimore, MD/Western	C	6-2	133	12.2	7.8
Glory Johnson	25	2008-12	Graduate	Knoxville, TN/The Webb School	F	6-3	141	11.7	8.6
Michelle Johnson	00/44	1993,95	Medical	Shelbyville, TN/Shelbyville Central	F	6-0	38	3.1	2.8
Tiffani Johnson	4	1994-97	Graduate	Charlotte, NC/Garinger	C	6-4	110	8.9	6.8
Kellie Jolly	14	1995-99	Graduate	Sparta, TN/White County	G	5-10	132	6.8	1.9
Jasmine Jones	***2***	***2012-***	***Active***	***Madison, AL/Bob Jones***	***F***	***6-2***	***69***	***4.8***	***3.7***
K									
Janice Koehler	14	1974-76	Graduate	Nashville, TN	G	5-6			
L									
Tammy Larkey	52	1981-83	Transfer	Gray, TN/Daniel Boone	C	6-5	42	4.8	3.6
Kara Lawson	20	1999-03	Graduate	Alexandria, VA/West Springfield	G	5-8	143	13.6	4.3
Brynae Laxton	31	1995-98	Graduate	Oneida, TN/Oneida	F	6-0	99	2.7	2.2
Cheryl Littlejohn	44	1983-87	Graduate	Gastonia, NC/Hunter Huss	C	6-3	118	2.3	1.5
M									
Alicia Manning	15	2008-12	Graduate	Woodstock, GA/Etowah	F	6-1	139	4.5	3.9
Michelle Marciniak	3	1993-96	Graduate	Macungie, PA/Allentown Ctrl. Cath.	G	5-9	104	9.7	2.5
Pam Marr	10	1982-86	Graduate	Winter Park, FL/Winter Park	G	5-6	132	1.9	1.0
Dawn Marsh	4	1984-88	Graduate	Alcoa, TN/Alcoa	G	5-6	132	5.6	1.7
Ariel Massengale	***5***	***2011-***	***Active***	***Bolingbrook, IL/Bolingbrook***	***G***	***5-7***	***87***	***8.7***	***2.6***
Melissa McCray	35	1985-89	Graduate	Johnson City, TN/Science Hall	G	5-10	139	6.3	2.7
Nikki McCray	23	1991-95	Graduate	Collierville, TN/Collierville	F	5-11	127	12.4	5.3
Courtney McDaniel	34/42	2000-04	Graduate	Bristol, TN/Tennessee	C/F	6-1	101	3.5	2.7
April McDivitt	10	1999-02	Transfer	Connersville, IN/Connersville	G	5-8	104	5.0	1.5
Carla McGhee	24	1986-90	Graduate	Peoria, IL/Manual	F	6-3	101	6.1	5.1
Lisa McGill	24	1976-79	Graduate	Gatlinburg, TN/Sevier County	F	5-10	50	5.9	4.6
Cait McMahan	2	2006-09	Medical	Maryville, TN/Heritage	G	5-4	44	2.8	1.2
Alexa Middleton	***33***	***2014-***	***Active***	***Murfreesboro, TN/Riverdale***	***G***	***5-9***			
Laurie Milligan	11	1994-98	Graduate	Tigard, OR/Tigard	G	5-8	102	3.6	1.1
Zandra Montgomery	30	1977-79	Graduate	Cleveland, TN/Bradley Central	F	5-10	65	10.0	4.8
Nicci Moats	34	2006-07	Transfer	Daleville, VA/Lord Botetourt	F	6-2	9	0.8	0.9
Loree Moore	21	2001-05	Graduate	Lakewood, CA/Narbonne	G	5-9	118	6.1	3.8
Nia Moore	***21/1***	***2012-***	***Active***	***Chicago, IL/Bolingbrook***	***C***	***6-3***	***41***	***2.5***	***2.0***
Pearl Moore	42	1987-90	Graduate	Harriman, TN/Harriman	F	6-2	39	3.0	2.7
Tasheika Morris	12	1999-00	Transfer	Huntsville, AL/Butler	F	6-0	23	2.2	0.8
Karen Morton	50	1982-83	Transfer	Lake City, TN/Lake City	C	6-3	21	11.7	5.5

ALL-TIME ROSTER (CONTINUED)

Lindsey Moss	21	2005-06	Transfer	Alpharetta, GA/Chattahoochee	G	6-1	28	2.0	0.7
Sabrina Mott	40	1986-87	Graduate	Brentwood, TN/Brentwood	G	5-9	10	0.7	0.4
Michelle Muñoz	14	2001-02	Transfer	Mason, OH/Mason	F	6-1	27	3.7	2.0
N									
Jaime Nared	***31***	***2014-***	***Active***	***Portland, Ore./West View***	***G/F***	***6-2***			
Cindy Noble	32	1978-81	Graduate	Clarksburg, OH/Adena	C	6-5	103	15.2	7.1
O									
Kathy O'Neil	40	1976-80	Graduate	Newport, TN/Cocke County	F	5-11	137	5.2	3.5
Mary Ostrowski	14	1980-84	Graduate	Parkersburg, WV/Parkersburg Catholic	F/C	6-2	125	13.8	8.0
P									
Candace Parker	3	2004-08	Graduate	Naperville, IL/Naperville Central	F	6-4	110	19.4	8.8
Jane Pemberton	44	1975-76	Graduate	Deer Lodge, TN	C	5-10			
Jasmine Phillips	1	2012-13	Transfer	Hartsville, SC/Hartsville	G	5-10	12	1.9	0.9
Shalon Pillow	50	1998-02	Graduate	Addyston, OH/Taylor	C	6-3	108	2.7	1.5
R									
Semeka Randall	21	1997-01	Graduate	Cleveland, OH/Trinity	G	5-10	140	13.7	5.1
Jill Rankin	13	1979-80	Graduate	Phillips, TX/Phillips	C	6-3	38	19.2	7.3
Linda Ray	23/35	1981-85	Graduate	Norris, TN/Norris	F	5-9	19	1.1	0.8
Dominique Redding	13	2003-07	Graduate	Clearwater, FL/Clearwater	F	6-1	130	3.3	1.3
Jordan Reynolds	***0***	***2013-***	***Active***	***Portland, OR/Central Catholic***	***G***	***5-11***	***34***	***3.8***	***1.9***
Emily Roberts	52	1976-77	Graduate	Sharon, TN/Westview	C	5-9	25	2.8	2.3
Patricia Roberts	44	1976-77	Graduate	Monroe, GA/Monroe	F/C	6-1	33	29.9	14.2
Ashley Robinson	33/43	2000-04	Graduate	Grand Prairie, TX/South Gr.	C	6-5	132	7.0	5.1
Mercedes Russell	***21***	***2013-***	***Active***	***Springfield, OR/Springfield***	***C***	***6-6***	***35***	***6.3***	***5.0***
S									
Debbie Scott	50	1988-90	Transfer	Gallatin, TN/Gallatin	F	6-0	70	4.7	1.9
Joy Scruggs	22	1971-75	Graduate	Cleveland, TN	G	5-3			
Jan Seay	31	1977-78	Quit	Albany, GA/Albany	F	5-8	3	0.7	0.0
Shelley Sexton	23	1983-87	Graduate	Lake City, TN/Anderson County	G	5-7	112	8.5	2.5
Meighan Simmons	10	2010-14	Graduate	Cibolo, TX/Byron P. Steele II	G	5-9	143	14.4	2.8
Sydney Smallbone	20	2007-11	Graduate	Granger, IN/St. Joseph's	G	5-10	106	2.5	0.9
Kim Smallwood	10	1995-96	Transfer	Richmond, TX/Lamar Consolidated	F	5-10	21	2.0	1.4
Melissa Smith	44	1989-90	Transfer	Schofield, WI/D.C. Everest	C	6-2	25	1.4	1.2
Tanika Smith	25	1993-95	Transfer	Knoxville, TN/Central	G	5-8	39	1.1	0.6
Michelle Snow	00	1998-02	Graduate	Pensacola, FL/Pensacola	C	6-5	137	10.9	6.5
Kristie Snyder	15	1983-84	Graduate	Knoxville, TN/Bearden	G	5-6	6	0.7	0.3
Taber Spani	13	2009-13	Graduate	Lee's Summit, MO/Home Schooled	G	6-1	132	8.0	3.6
Sidney Spencer	1	2003-07	Graduate	Hoover, AL/Hoover	F/C	6-3	133	8.2	3.8
Kathy Spinks	11	1984-88	Graduate	Forest Hills, KY/Belfrey	C	6-2	125	4.7	3.0
LaShonda Stephens	34	1996-00	Graduate	Woodstock, GA/Sequoyah	C	6-3	92	2.5	1.9
Shekinna Stricklen	40	2008-12	Graduate	Morrilton, AR/Morrilton	G/F	6-2	139	13.5	6.5
T									
Sue Thomas	30	1974-77	Graduate	Maryville, TN/Everett	F	5-8	33	11.3	6.1
Pashen Thompson	44	1993-97	Graduate	Philadelphia, MS/Philadelphia	C	6-1	130	7.4	6.3
Mina Todd	23	1980-81	Transfer	Murray, KY/Calloway County	G	5-10	9	4.5	2.0
Paula Towns	51/55	1980-84	Graduate	Fort Valley, GA/Peach County	F	6-1	117	9.5	6.5
Gay Townson	14	1986-87	Graduate	Loudon, TN/Loudon	F	5-9	10	0.8	0.2
Jannah Tucker	***4***	***2013-***	***Active***	***Baltimore, MD/New Town***	***G***	***6-0***			
Jennifer Tuggle	32	1984-88	Graduate	Etowah, TN/McMinn Central	F	6-2	97	4.6	2.4
W									
Vonda Ward	24	1991-95	Graduate	Northfield, OH/Trinity	C	6-6	125	6.7	5.6
Holly Warlick	22	1976-80	Graduate	Knoxville, TN/Bearden	G	5-7	141	6.4	3.5
Jackie Watson	32	1974-77	Graduate	Crossville, TN/Cumberland County	F	5-8	33	4.9	3.8
Lisa Webb	34	1983-88	Graduate	Milledgeville, GA/Baldwin County	F	5-9	113	6.4	4.1
Sa'de Wiley-Gatewood	15	2004-05	Transfer	Pomona, CA/Lynwood	G	5-9	22	5.6	2.0
Kamiko Williams	4	2009-13	Graduate	Clarksville, TN/Northeast	G	5-11	128	5.5	2.9
Tiffany Woosley	10	1991-95	Graduate	Shelbyville, TN/Shelbyville Central	G	5-6	104	10.5	2.2
Z									
Shanna Zolman	5	2002-06	Graduate	Syracuse, IN/Wawasee	G	5-10	144	11.8	2.5

*CD = Completing Degree

THE EARLY YEARS

The following is a list of all women known to have been a member of a University of Tennessee women's basketball team between 1903 and 1974. Years of participation refer to the end of that academic year, the conclusion of the season. This list, compiled from all available sources, is not assumed to be complete or even necessarily correct.

THE PLAYERS

ANDERTON, Billye 1969-70
ANDERTON, Mary 1926
ARGERA, —— 1971
AYCOCK, Mary or Pauline 1922
BAIRD, Evelyn 1924-25-26*
BARFIELD, Carol 1971
BAUMAN, Harriet 1904
BEAN, Lucille 1926
BLAIR, Annis or Sara 1922
BLANTON, Mary Virginia 1926
BOND, Nell 1924
BORTHICK, Melinda 1972-73-74
BRIMI, Barbara 1965 to 68
BRYANT, Marjorie 1922-23
BURDICK, Kathleen 1922
CABLE, Catherine 1926
CALDWELL, Linda 1969-70
CAPPS, Ethel 1926
CARLETON, Adaline 1925
CAROTHERS, Hattie 1922
CARTER, Sandy 1974
COLE, Susie 1970
CONLEY, Ruby 1924-25
COOKE, Mary 1925
COOLEY, Elizabeth 1905
COOPER, Mary 1906
COPLEY, Marie 1972
CRESTLA, —— 1926
CROW, Mabel 1925
CROW, Dona 1971
DAHNKE, Marjorie 1926
DAMON, Myrtle 1907
DANIEL, Mary 1910
D'ARDELL, Verdi 1922
DAVIS BAXTER, Carolyn 1963
DAVIS, Marjorie 1907-08-10
DeGOLIA, Fannie 1903-04
DODD, Lillian 1905
DOZIER, Mary 1926
DUNBAR, Jackie 1974
DUNN, Barbara 1972-73
ELKINS, Catherine 1925
ELLIS, Mary 1926
FERRIS, Elizabeth 1924-25
FOX, —— 1924
FRAZIER, Claudia 1908-09*
FRITZ, Ruthie 1969-70
FULLER, Aimee 1974
GARTH, Jeanie 1920*
GILDERSLEEVE, Mabel 1904-06-07
GOODWIN, Carol 1963
GRAVES, Patricia 1971
GREEN, Brenda 1963 to 66
GREGORY, Gloria 1963 to 66
GROVES, Sue 1974
HALL, Jennifer 1969
HAPE, Nelle 1920
HARBERT, Florine 1924-25
HARDIN, Mary 1909
HARRIS, Anne 1925
HAZELWOOD, Margaret 1924-25
HIBLER, Mary Dell 1969*-70
HICKEY, Gayle 1970-71
HICKS, Agnes 1925-26
HILL, Jane 1969
HITE, Maude 1904-05-07
HOBBS, Terry 1973
HOHNE, Maria 1974
HOOD, Grace 1905-06-07*-08*
HOPSON, Trixie 1923
HOUSE, Mary 1920
HULING, Fannie 1924-25
JARDET, Jan 1969-70-71-72*
JARRELL, Jackie 1970
JETER, Gladys 1920
JOHNSON, Mary 1920
KEHR, Florence 1910
KEHR, Marguerite 1909-10
KELLER, Maude 1903
LACY, Louise 1926
LEE, Ann 1969
LENAHAN, Kyran 1973-74
LOVELACE, Inez 1924-25*
LOWE, Alberta 1920
LYMAN, Jessica 1910*
MABRY, Evelyn 1926
McCRACKEN, Jennilee
1922-23-24-MG25
McINTIRE, Blanch 1903
McNABB, Leta 1910
MILLER, Bertha Rose 1906
MILLER, Grace 1907-08-09
MINTON, Lucille 1926
MORGAN, Lucy 1920-22
MORIARTY, Lois 1923
MORRILL, Jenny 1904*
NELSEN, Gretchen 1909-10
NICKERSON, Margaret 1910
PASCHALL, Debbie 1972-73
PAYNE, Diane 1971
PEMBERTON, Lynn 1972-73
PERKINS, Alice 1907-08
PERKINS, Margaret 1905-06
PETRONE, Patty 1973
PIERCE, Patty 1969
PIETY, Linda 1970
POLK, Essie 1905*-06*
POPE, Anne 1922-23
POWELL, Lou Ann 1969-70
PRESTLEY, Lelia 1926
PRUETT, Diane 1971
PULLIN, Burline 1972
RHEA, Colleen 1926
RICE, Genevieve 1907-08
ROCKWELL, Katherine 1920
ROEHL, Winona 1905
SCARBROUGH, Ann 1971
SCHULTZE, Sue 1973-74
SCOTT, Gloria 1972-73-74
SCOTT, Virginia 1920*
SHANTON, Mary Moore 1926
SMALLEY, Louise 1923
SMARTT, Jane 1965 to 68
SMITH, Maud Walker 1924
STARK, Margaret 1920
STOKELY, Anna 1923
STOLTZFUS, Christine 1909
STRADLEY, Mildred 1923-24-25-26
THOMPSON, —— 1969
THORNBURGH, Laura 1903-04
TODD, Nannie 1906
TREADWELL, Mary 1903
UPCHURCH, Catherine 1926
VANNEMAN, Agnes 1920
WADE, Daisy 1906
WALDROP, Eve 1971
WARD, Sadie 1904
WATKINS, Sarah 1923-25
WAYLAND, Edith 1907
WELLER, Helen 1924*
WEYLAND, Anna 1906
WHITE, Becky 1926
WILLIAMS, Frances 1924-25-26
WILLIAMS, Jane 1903-04
WILLIAMS, Katherine 1903*
WINGATE, Marion 1923
WYATT, Margie 1971
YOUNG, Elizabeth 1926
YOW, Venessa 1972

italics indicate estimated years
* - team captain

ALL-TIME LADY VOL COACHES

Name	Years	Yrs.	Won	Lost	Tie	Pct.
Katherine Williams	1903	1	0	2	0	.000
Jenny Morrill	1904	1	0	2	0	.000
L.T. Bellmont	1905	1	0	4	0	.000
Essie Polk	1906	1	0	3	0	.000
T.S. Myers	1907	1	1	1	0	.500
W.C. Burnley	1908	1	1	2	0	.333
Andrew Weisenberg	1909	1	1	1	1	.500
Howard Sandburg	1909-10	1	0	2	0	.000
Mary Douglas Ayres	1920	1	2	3	0	.400
Mabel Miller	1922-23	2	4	2	0	.667
Fay Morgan	1924	1	4	3	0	.571
Ann Huddle	1925-26	2	12	4	1	.735
Nancy Lay	1960-68	9	*	*	*	***
Joan Cronan	1969-70	2	8	10	0	.444
Margaret Hutson	1971-74	4	60	18	0	.769
Pat Head Summitt	1974-2012	38	1,098	208	0	.841
Holly Warlick	2012-	2	53	14	0	.791
TOTALS	**69 years**		**1,247**	**279**	**2**	**.817**

17 coaches in 69 seasons entering 2014-15

* No schedules or results available

NOTE: The 1,247 victories establish the University of Tennessee as the all-time winningest program in NCAA Division I women's basketball history.

ALL-TIME ASSISTANTS & STAFF

COACH	POSITION	YEARS
Jane Albright	Graduate Assistant	1981-83
Kathy Allen	Graduate Assistant	2002-04
Janet Allman	Graduate Assistant	1983-84
Debbie Ayers	Volunteer Assistant	1989-90
Josh Baney	Graduate Assistant/Video Coord.	2012-13/2013-14
Journey Beard	Volunteer Assistant	1982-83
Michael Beaumont	**Dir. of BB Ops.**	**2012-present**
Alysiah Bond	Dir. of BB Ops.	1998-01
Josh Boucher	**Graduate Assistant**	**2014-present**
Al Brown	Assistant	1995-02
Greg Brown	GA/Assistant	2002-03/2003-04
Tasha Butts	Graduate Assistant	2004-05
Nikki Caldwell	GA/Assistant	1998-99/2002-08
Daedra Charles-Furlow	Assistant/Dir. of Char. Dev.	2008-10/2010-12
Shelia Collins	Graduate Assistant	1986-87
Loretta Coughlin	Volunteer Assistant	1980-81
Tony Cross	Volunteer Assistant	1983-84
Elizabeth Curry	Graduate Assistant	2007-09
Nancy Darsch	Assistant	1978-85
Mickie DeMoss	Asst./Assoc. Head/Asst	1985-2001/2001-03/2010-12
Sherry Dihel	Vol. Admin. Asst.	1997-98
Danielle Donehew	Graduate Assistant/ Dir. of BB Ops.	2001-03/2003-08
Dustin Edwards	Video Coordinator	2010-11
Angel Elderkin	Graduate Assistant/Video Coord.	2005-06/2006-07
Kyra Elzy	**Assistant**	**2012-present**
Michael Fahey	Video Coordinator	2011-13
Stephanie Glance	Special Asst./Assistant	2009-10
Kathy Harston	Dir. Of BB Ops.	2008-12
Sylvia Hatchell	Graduate Assistant	1974-75
David Head	Graduate Assistant	2003-05
Lea Henry	Graduate Assistant	1984-85
Elizabeth Jackson	Graduate Assistant	1976-77
Cassie Kowaleski	Graduate Assistant	2009-10
Jolette Law	**Assistant**	**2012-present**
Angela Lawson	Graduate Assistant	1989-91
Dean Lockwood	**Assistant**	**2004-present**
Dawn Marsh	Part-time Assistant	1988-90
Betsy McAllister	Video Coordinator	2007-10
Janet McGee	**Assistant To Head Coach**	**2012-present**
Corinne Milien	Graduate Assistant	2010-12
Matthew Mitchell	Graduate Assistant	1999-00
Pam Owens	Graduate Assistant	2005-06
Carolyn Peck	Assistant	1993-95
Jill Rankin	Graduate Assistant	1980-81
Kelly P. Sahner	Dir. of BB Ops.	1996-98
Shelley Sexton	Graduate Assistant	1988-89
Amber Smith	Graduate Assistant	2013-14
Judy Southard	Graduate Assistant	1977-78
Amber Stocks	GA/Dir. of BB Ops.	2000-01/2001-02
Pat Summitt	**Head Coach/Head Coach Emeritus**	**1974-2012/2012-present**
Pam Tanner	Assistant/GA	1990-93
Heidi VanDerveer	Graduate Assistant	1986-88
Holly Warlick	**Assistant/Assoc. Head/Head**	**1985-2004/2005-12/2012-present**
Lisa Webb	Graduate Assistant	1988-89
Claudia Woody	Graduate Assistant	1978-79

LADY VOL HONOREES

There are 71 categories of prominent honors that have been received by Lady Vol basketball players over the years. One-hundred-fourteen Lady Vols, roughly 67 percent of the all-time roster of 169 players (through the 2013-14 season), have received recognition in one of these categories. Fourteen players distinguish themselves by appearing in a double-digit number of categories: Chamique Holdsclaw 35; Candace Parker 27; Tamika Catchings 24; Bridgette Gordon, 20; Glory Johnson, 16; Kara Lawson, 15; Dena Head, 13; Daedra Charles and Nikki McCray, 12; Michelle Marciniak and Shekinna Stricklen, 11; Angie Bjorklund, Tanya Haave and Semeka Randall, 10.

OLYMPIANS
Cindy Brogdon 1976 (Silver)
Tamika Catchings 2004 (Gold), '08 (Gold), '12 (Gold)
Daedra Charles 1992 (Bronze)
Bridgette Gordon 1988 (Gold)
Lea Henry 1984 (Gold)
Chamique Holdsclaw 2000 (Gold)
Kara Lawson 2008 (Gold)
Nikki McCray 1996 (Gold), 2000 (Gold)
Carla McGhee 1996 (Gold)
Cindy Noble 1980 (Boycott), '84 (Gold)
Candace Parker 2008 (Gold), '12 (Gold)
Jill Rankin 1980 (Boycott)
Patricia Roberts 1976 (Silver)
Holly Warlick 1980 (Boycott)

USA NATIONAL TEAMS
Cindy Brogdon 1976-78
Tamika Catchings 2002, '04, '06-13
Daedra Charles 1989, '92, '94
Shelia Collins 1983
Latina Davis 1995
Tonya Edwards 1997
Peggy Evans 1993
Sheila Frost 1988
Bridgette Gordon 1987-88, 1991
Debbie Groover 1979
Tanya Haave 1982
Dena Head 1991-94
Lea Henry 1980-84
Chamique Holdsclaw 1997-00
Dana Johnson 1994
Glory Johnson 2011, '13
Kara Lawson 2001, '06-10
Michelle Marciniak 1995-99
Nikki McCray 1993, '95-96, '98-00
Carla McGhee 1987, '93-96
Loree Moore 2003
Cindy Noble 1979-80, '83-84
Mary Ostrowski 1981, '83
Candace Parker 2006-13
Semeka Randall 1998
Jill Rankin 1979-80
Patricia Roberts 1976-78
Michelle Snow 2004, '06-08
Sidney Spencer 2008
Shekinna Stricklen 2011
Holly Warlick 1978-80
Tiffany Woosley 1994

USA JUNIOR NATIONAL TEAMS
Jody Adams 1990
Nicky Anosike 2005, '07
Vicki Baugh 2006-07
Angie Bjorklund 2007
Alyssia Brewer 2008
Cierra Burdick 2009-11
Kelley Cain 2006
Andraya Carter 2010
Tamika Catchings 1997-98
Kristen Clement 1997
Susan Clower, 1978-79
Shelia Collins 1982
Abby Conklin, 1993-94
Latina Davis, 1993-94
Kris Durham 1986-88
Tonya Edwards 1986-87
Cindy Ely 1977-78
Kyra Elzy 1997
Peggy Evans 1991-92
Sheila Frost 1986
Bridgette Gordon 1986
Bashaara Graves, 2009-10, '12-'13
Debbie Groover 1977
Tanya Haave 1981
Lisa Harrison 1991
Dena Head 1989
Lea Henry 1978-79
Chamique Holdsclaw 1995
Dana Johnson 1991-93
Glory Johnson, 2007
Tiffani Johnson 1996
Tammy Larkey 1981
Kara Lawson 1998
Michelle Marciniak 1989-93
Pam Marr 1983
Dawn Marsh 1985-86
Ariel Massengale 2009-11, '13
Cait McMahan 2005
Loree Moore 2000-01
Karen Morton 1982, 1983
Mary Ostrowski 1978-80
Candace Parker 2003-04
Semeka Randall 1996-97
Ashley Robinson 2000
Michelle Snow 2000
Taber Spani, 2009
Shekinna Stricklen, 2007-08
Pashen Thompson 1994
Vonda Ward 1989-90, 1993
Holly Warlick 1977
Tiffany Woosley 1992-93

USA 3x3 TEAM
Cierra Burdick

U.S. OLYMPIC FESTIVAL
Jody Adams 1990
Daedra Charles 1987
Susan Clower 1978-79
Shelia Collins 1982
Abby Conklin 1993-94
Latina Davis 1993
Kris Durham 1986-87
Tonya Edwards 1986
Cindy Ely 1978
Peggy Evans 1991
Sheila Frost 1986
Amy Gamble 1982-83
Bridgette Gordon 1986
Tanya Haave 1981
Lisa Harrison 1991
Dena Head 1987
Lea Henry 1978-79
Chamique Holdsclaw 1995
Marlene Jeter 1989
Dana Johnson 1991
Tammy Larkey 1981
Michelle Marciniak 1989-91
Pam Marr 1983
Dawn Marsh 1985-86
Laurie Milligan 1995
Karen Morton 1982-83
Mary Ostrowski 1978-79
Pashen Thompson 1994
Vonda Ward 1989-90

WBCA/KODAK/STATE FARM ALL-AMERICANS
Cindy Brogdon (F) 1976, '78, '79
Tamika Catchings (F) 1998, '99, '00, '01
Daedra Charles (C) 1990, 1991
Shelia Collins (G) 1985
Shyra Ely (F) 2004
Bridgette Gordon (F) 1988, '89
Tanya Haave (F) 1983
Lisa Harrison (F) 1993
Dena Head (G) 1992
Chamique Holdsclaw (F) 1996, '97, '98, '99
Glory Johnson (F) 2012
Kara Lawson (G) 2003
Nikki McCray (F) 1994, '95
Cindy Noble (C) 1981
Mary Ostrowski (F) 1982
Candace Parker (F) 2006, '07, '08
Semeka Randall (G) 1999, 2000
Jill Rankin (C) 1979, '80
Patricia Roberts (C) 1977
Shekinna Stricklen (G/F) 2011
Holly Warlick (G) 1980

NAISMITH PLAYER OF THE CENTURY (1900s)
Chamique Holdsclaw 2000

NAISMITH PLAYER OF THE YEAR
Chamique Holdsclaw 1998, '99
Tamika Catchings 2000
Candace Parker 2008

NAISMITH ALL-AMERICA TEAM
Tamika Catchings 1999, '00
Daedra Charles 1991
Bridgette Gordon 1988, '89
Lisa Harrison 1993
Dena Head 1992
Chamique Holdsclaw 1997, '98, '99
Michelle Marciniak 1996
Nikki McCray 1994, 1995
Candace Parker 2007, '08

ASSOCIATED PRESS PLAYER OF THE YEAR
Chamique Holdsclaw 1998, '99
Tamika Catchings 2000
Candace Parker 2008

ASSOCIATED PRESS ALL-AMERICA TEAM
Angie Bjorklund 2010 (HM), '11 (HM)
Shannon Bobbitt 2008 (HM)
Tamika Catchings 1999 (1st), '00 (1st), '01 (2nd)
Shyra Ely 2004 (3rd)
Isabelle Harrison 2014 (HM)
Chamique Holdsclaw 1997 (1st), '98 (1st), '99 (1st)
Gwen Jackson 2001 (HM), '03 (HM)
Glory Johnson 2012 (HM)
Kellie Jolly 1999 (HM)
Kara Lawson 2001 (HM), '02 (3rd), '03 (2nd)
Candace Parker 2006 (2nd), '07 (1st), '08 (1st)
Semeka Randall 1999 (2nd), '00 (2nd), '01 (HM)
Meighan Simmons 2011 (HM), '13 (3rd), '14 (HM)
Michelle Snow 2001 (HM), '02 (HM)
Shekinna Stricklen 2010 (HM), '11 (3rd), '12 (3rd)

ESPY AWARDS FEMALE ATHLETE OF THE YEAR
Chamique Holdsclaw 1999
Candace Parker 2008

ESPY AWARDS FEMALE COLLEGIATE ATHLETE OF THE YEAR
Candace Parker 2008

ESPY AWARDS WOMEN'S BASKETBALL PLAYER OF THE YEAR
Tamika Catchings 2001
Chamique Holdsclaw 1998, '99

ESPY AWARDS UNDERARMOUR UNDENIABLE PERFORMANCE AWARD
2007 Team

HONDA-BRODERICK CUP ATHLETE OF THE YEAR
Chamique Holdsclaw 1998
Candace Parker 2008

HONDA SPORTS AWARD
Bridgette Gordon 1989
Chamique Holdsclaw 1997, '98
Candace Parker 2007, '08

NCAA WOMAN OF THE YEAR
Nickey Anosike 2009
Glory Johnson 2012 (top 30)
Kara Lawson 2003 (finalist)

ESPN.COM NATIONAL PLAYER OF THE YEAR
Candace Parker 2008

SPORTING NEWS PLAYER OF THE YEAR
Chamique Holdsclaw 1998, '99

SPORTING NEWS ALL-AMERICA TEAM
Tamika Catchings 1999, '00
Chamique Holdsclaw 1998, '99
Semeka Randall 1999 (2nd)

SPORTS ILLUSTRATED PLAYER OF THE YEAR
Chamique Holdsclaw 1998, '99

LADY VOL HONOREES (CONTINUED)

SPORTS ILLUSTRATED ALL-AMERICA TEAM
Tamika Catchings 1999, '00
Chamique Holdsclaw 1998, '99

STATE FARM WADE TROPHY WINNER
Daedra Charles 1991
Candace Parker 2007

SULLIVAN AWARD
Chamique Holdsclaw 1999

USA BASKETBALL PLAYER OF THE YEAR
Chamique Holdsclaw 1997
Cindy Noble 1982

U.S. BASKETBALL WRITERS OF AMERICA PLAYER OF THE YEAR
Chamique Holdsclaw 1998, '99
Tamika Catchings 2000
Candace Parker 2007, '08

U.S. BASKETBALL WRITERS OF AMERICA FRESHMAN OF THE YEAR
Chamique Holdsclaw 1996
Tamika Catchings 1998
Shekinna Stricklen 2009

FRANCIS POMEROY NAISMITH AWARD
Kara Lawson 2003

WBCA PLAYER OF THE YEAR
Chamique Holdsclaw 1998, '99
Tamika Catchings 2000

WOODY HAYES AWARD
Kara Lawson 2004

JOHN R. WOODEN PLAYER OF THE YEAR
Candace Parker 2007, '08

JOHN R. WOODEN ALL-AMERICA TEAM
Candace Parker 2007, '08

NAISMITH COACH OF THE CENTURY (1900s)
Pat Summitt 2000

ASSOCIATED PRESS COACH OF THE YEAR
Pat Summitt 1998

ESPY COACH/MANAGER OF THE YEAR
Pat Summitt 2008

ESPY AWARDS/ARTHUR ASHE COURAGE AWARD
Pat Summitt 2012

NAISMITH COACH OF THE YEAR
Pat Summitt 1987, '89, '94, '98, '04

WBCA-CONVERSE COACH OF THE YEAR
Pat Summitt 1983, '95, '98

WBCA-SPALDING MAGGIE DIXON DIV. I ROOKIE COACH OF THE YEAR
Holly Warlick 2013

THE JOHN AND NELLIE WOODEN COACH OF THE YEAR
Pat Summitt 1998

JOHN R. WOODEN LEGENDS OF COACHING AWARD
Pat Summitt 2008

USA BASKETBALL WRITERS OF AMERICA COACH OF THE YEAR
Pat Summitt 1998

ESPY AWARDS CO-TEAM OF THE DECADE (1990s)
Jody Adams 1989-93
Niya Butts 1996-2000
Nikki Caldwell 1990-94
Amanda Canon 1998-02
Tamara Carver 1990-91
Kelli Casteel 1988-92
Tamika Catchings 1997-01
Daedra Charles 1988-91
Regina Clark 1988-92
Kristen "Ace" Clement 1997-01
Abby Conklin 1993-97
Latina Davis 1992-96
Rochone Dilligard 1991-94
Sarah Edwards 1998-01
Tonya Edwards 1986-90
Kyra Elzy 1996-01
Peggy Evans 1990-93
Teresa Geter 1997-99
Misty Greene 1995-98
Lisa Harrison 1989-93
Debbie Hawhee 1988-92
Dena Head 1988-92
Chamique Holdsclaw 1995-99
Marlene Jeter 1990-92
Dana Johnson 1991-95
Michelle Johnson 1993, 1995
Tiffani Johnson 1994-97
Kellie Jolly 1995-99
Brynae Laxton 1995-98
Michelle Marciniak 1993-96
Nikki McCray 1991-95
Carla McGhee 1986-90
Laurie Milligan 1994-98
Pearl Moore 1987-90
Shalon Pillow 1998-02
Semeka Randall 1997-01
Debbie Scott 1988-90
Kim Smallwood 1995-96
Melissa Smith 1989-90
Tanika Smith 1993-95
Michelle Snow 1998-02
Lashonda Stephens 1996-2000
Pashen Thompson 1993-97
Vonda Ward 1991-95
Tiffany Woosley 1991-95

KODAK 25th ANNIVERSARY TEAM
Chamique Holdsclaw 1999

NCAA TEAM OF THE DECADE (1980s)
Bridgette Gordon (F)

NCAA 25th ANNIVERSARY TEAM
Chamique Holdsclaw
Bridgette Gordon
Pat Summitt (coach)

NCAA POSTGRADUATE SCHOLARSHIPS
Tanya Haave 1984
Lea Henry 1983

CoSIDA ACADEMIC ALL-AMERICAN OF THE YEAR
Jill Rankin 1980
Candace Parker 2008

GTE/CoSIDA ALL-TIME ACADEMIC ALL-AMERICA BASKETBALL TEAM
Jill Rankin (2nd)

ACADEMIC ALL-AMERICA TEAM
Nicky Anosike 2008 (2nd)
Angie Bjorklund 2010 (1st), '11 (2nd)
Peggy Evans 1992 (3rd)
Tanya Haave 1983 (3rd), '84 (1st)
Lea Henry 1983 (3rd)
Kara Lawson 2003 (1st)
Glory Johnson 2012 (1st)
Candace Parker 2007(2nd), '08 (1st)
Jill Rankin 1980 (1st)
Shanna Zolman 2006 (1st)

WBCA NATIONAL PLAYER OF THE MONTH
Candace Parker (January) 2008

NCAA TOURNAMENT MOST OUTSTANDING PLAYER
Tonya Edwards 1987
Bridgette Gordon 1989
Chamique Holdsclaw 1997, '98
Michelle Marciniak 1996
Candace Parker 2007, '08

NCAA ALL-FINAL FOUR TEAM
Nicky Anosike 2007, '08
Shannon Bobbitt 2007. '08
Tamika Catchings 1998, '00
Daedra Charles 1991
Tonya Edwards 1987
Sheila Frost 1989
Bridgette Gordon 1987, '89
Dena Head 1991
Chamique Holdsclaw 1996, '97, '98
Gwen Jackson 2003
Tiffani Johnson 1996
Kellie Jolly 1997, '98
Kara Lawson 2003
Michelle Marciniak 1996
Nikki McCray 1995
Mary Ostrowski 1984
Candace Parker 2007, '08
Shanna Zolman 2004

NCAA REGIONAL TOURNAMENT MOST OUTSTANDING PLAYER
Kelli Casteel 1991 (Mideast)
Tamika Catchings 2000 (Mideast)
Shelia Collins 1982 (Mideast)
Latina Davis 1996 (East)
Bridgette Gordon 1987 (Mideast), '89 (East)
Chamique Holdsclaw 1997 (Midwest), '98 (Mideast)
Gwen Jackson 2003 (Mideast)
Dawn Marsh 1988 (East)
Nikki McCray 1995 (Mideast)
Mary Ostrowski 1984 (Mideast)
Candace Parker 2007 (Dayton), 2008 (Oklahoma City)
Shelley Sexton 1986 (Mideast)

NCAA ALL-REGIONAL TOURNAMENT TEAMS
Jody Adams 1991 (Mideast)
Shannon Bobbitt 2007 (Dayton)
Tasha Butts 2004 (Midwest)
Kelli Casteel 1991 (Mideast)
Tamika Catchings 1999 (East), 2000 (Mideast)
Daedra Charles 1990 (East), 1991 (Mideast)
Shelia Collins 1982 (Mideast), 1985 (Mideast)
Latina Davis 1996 (East)
LaToya Davis 2004 (Midwest)
Shyra Ely 2002 (Midwest), 2003 (Mideast), 2004 (Midwest), 2005 (Philadelphia)
Sheila Frost 1986 (Mideast), 1987 (Mideast), 1989 (East)
Bridgette Gordon 1987 (Mideast), 1988 (East), 1989 (East)
Tanya Haave 1983 (Mideast), 1984 (Mideast)
Lisa Harrison 1993 (Mideast)
Dena Head 1990 (East)
Chamique Holdsclaw 1996 (East), 1999 (East), 1997 (Midwest), 1998 (Mideast)
Alexis Hornbuckle 2008 (Oklahoma City)
Gwen Jackson 2002 (Midwest), 2003 (Mideast)
Dana Johnson 1995 (Mideast)
Glory Johnson 2012 (Des Moines)
Kellie Jolly 1997 (Midwest)
Kara Lawson 2003 (Mideast)
Michelle Marciniak 1995 (Mideast), 1996 (East)
Dawn Marsh 1988 (East)
Nikki McCray 1994 (Mideast), 1995 (MIdeast)
Mary Ostrowski 1984 (Mideast)
Candace Parker 2006 (Cleveland), 2007 (Dayton), 2008 (Oklahoma City)
Semeka Randall 1998 (Mideast), 2000 (Mideast)
Shelley Sexton 1986 (Mideast)
Meighan Simmons 2014 (Louisville)
Taber Spani 2013 (Oklahoma City)
Shekinna Stricklen 2011 (Dayton), 2012 (Des Moines)
Pashen Thompson 1997 (Midwest)
Kamiko Williams 2013 (Oklahoma City)
Tiffany Woosley 1993 (Mideast)
Shanna Zolman 2005 (Philadelphia), 2006 (Cleveland)

SEC COACH OF THE YEAR
Pat Summitt 1993, '95, '98, '01, '03, '04, '07, '11
Holly Warlick 2013

SEC FEMALE ATHLETE OF THE YEAR
Bridgette Gordon 1989
Daedra Charles 1991
Chamique Holdsclaw 1998, '99
Candace Parker 2008

ALL-SEC TEAM
In 1997, the AP began an All-SEC Team. C indicates Coaches' Team; AP indicates

LADY VOL HONOREES (CONTINUED)

Associated Press Team; HM indicates honorable mention
Angie Bjorklund 2009 (2nd-C; HM-AP), '10 (1st-C & AP)
Shannon Bobbitt 2008 (2nd C & AP)
Tasha Butts 2004 (2nd-C; 3rd-AP)
Kelley Cain 2010 (1st-C & AP)
Tamika Catchings 1998 (1st-C & AP), '99 (1st-C & AP), '00 (1st-C & AP), '01 (C-2nd; 3rd-AP
Kristen "Ace" Clement 2001 (HM-AP
Daedra Charles 1990 (1st-C), '91 (1st-C)
Shelia Collins 1985 (1st-C)
Abby Conklin 1997 (2nd-C; HM-AP)
Latina Davis 1996 (2nd-C)
Tonya Edwards 1998 (2nd-C), '90 (1st-C)
Shyra Ely 2004 (1st-C & AP), '05 (1st-C & AP)
Peggy Evans 1992 (1st-C)
Sheila Frost 1987 (1st-C), '88 (1st-C), '89 (1st-C)
Bridgette Gordon 1986 (1st-C), '87 (1st-C), '88 (1st-C), '89 (1st-C)
Bashaara Graves 2013 (1st-C; 2nd-AP)
Tanya Haave 1983 (1st-C), '84 (1st-C)
Isabelle Harrison 2014 (1st-C & AP)
Lisa Harrison 1993 (1st-C)
Dena Head 1990 (2nd-C), '91 (1st-C), '92 (1st-C)
Lea Henry 1983 (1st-C)
Chamique Holdsclaw 1996 (1st-C & AP),'97 (1st-C & AP), '98 (1st-C & AP), '99 (1st-C & AP)
Alexis Hornbuckle 2006 (2nd-C), '07 (1st-C & AP), '08 (1st-C; 2nd-AP)
Gwen Jackson 2001 (1st-C; 2nd-AP), '03 (1st-C; 2nd-AP)
Dana Johnson 1994 (1st-C), '95 (1st-C)
Glory Johnson 2011 (1st-C & AP), '12 (1st-C & AP)
Kellie Jolly 1999 (2nd-C)
Kara Lawson 2000 (1st-C; 2nd-AP), '01 (1st-C; 2nd-AP), '02 (1st-C & AP), '03 (1st-C & AP)
Michelle Marciniak 1995 (1st-C), '96 (2nd-C)
Dawn Marsh 1988 (2nd-C)
Melissa McCray 1989 (2nd-C)
Nikki McCray 1993 (2nd-C), '94 (1st-C), '95 (1st-C)
Mary Ostrowski 1982 (1st-C, '84 (1st-C)
Candace Parker 2006 (1st-C; 2nd-AP), '07 (1st-C & AP), '08 (1st-C & AP)
Semeka Randall 1998 (2nd-C & AP), '99 (1st-C & AP), '00, (1st-C; 2nd-AP), '01 (2nd-C; 3rd-AP)
Ashley Robinson 2001 (HM-AP)
Meighan Simmons 2011 (2nd-C & AP), '13 (1st-C & AP), '14 (1st-C & AP)
Michelle Snow 2000 (2nd-C; HM-AP), '01 (1st-C; 2nd-AP), '02 (2nd-C & AP)
Sidney Spencer 2007 (2nd-C; HM-AP)
Shekinna Stricklen 2009 (2nd-C; HM-AP), '10 (2nd-C & AP), '11 (1st-C & AP), '12 (1st-C & AP)
Paula Towns 1982 (1st-C)
Tiffany Woosley 1993 (1st-C), '94 (2nd-C)
Shanna Zolman 2004 (2nd-C), '05 (2nd-C & AP), '06 (1st-C; 2nd-AP)

SEC ALL-DEFENSIVE TEAM
Kelley Cain 2010
Alexis Hornbuckle 2008
Glory Johnson 2011, '12

SEC PLAYER OF THE YEAR
Bridgette Gordon 1989 (C)
Dena Head 1992 (C)
Nikki McCray 1994 (C), '95 (C)
Chamique Holdsclaw 1998 (C & AP), '99 (C & AP)
Candace Parker 2007 (C & AP)
Meighan Simmons 2013-Co (C), '14 (AP)
Shekinna Stricklen 2011-Co (AP)

SEC DEFENSIVE PLAYER OF THE YEAR
Glory Johnson 2012

SEC 6TH WOMAN OF THE YEAR
Alyssia Brewer 2010

SEC FRESHMAN OF THE YEAR
Angie Bjorklund 2008
Tamika Catchings 1998
Bridgette Gordon 1986
Bashaara Graves 2013
Dena Head 1989
Chamique Holdsclaw 1996
Candace Parker 2006
Meighan Simmons 2011

SEC ALL-FRESHMAN TEAM
Nicky Anosike 2005
Angie Bjorklund 2008
Nikki Caldwell 1991
Andraya Carter 2014
Tamika Catchings 1998
Latina Davis 1993
Kris Durham 1988
Tonya Edwards 1987
Shyra Ely 2002
Peggy Evans 1991
Bridgette Gordon 1986
Bashaara Graves 2013
Lisa Harrison 1990
Dena Head 1989
Chamique Holdsclaw 1996
Alexis Hornbuckle 2005
Gwen Jackson 2000
Dana Johnson 1992
Glory Johnson 2009
Tiffani Johnson 1995
Kara Lawson 2000
Ariel Massengale 2012
Loree Moore 2002
Candace Parker, 2006
Semeka Randall 1998
Ashley Robinson 2001
Meighan Simmons 2011
Sidney Spencer 2004
Shekinna Stricklen 2009
Pashen Thompson 1994
Tiffany Woosley 1992
Shanna Zolman 2003

SEC TOURNAMENT MOST VALUABLE PLAYER
Alyssia Brewer 2010
Shelia Collins 1985
Shyra Ely 2005
Bridgette Gordon 1988, '89
Isabelle Harrison 2014
Dena Head 1992
Chamique Holdsclaw 1998, '99
Glory Johnson 2012
Candace Parker 2006, '08
Jill Rankin 1980
Shekinna Stricklen 2011
Tiffany Woosley 1994

SEC ALL-TOURNAMENT TEAM
Angie Bjorklund 2009, '11
Shannon Bobbitt 2008
Alyssia Brewer 2010
Cierra Burdick 2014
Tamika Catchings 1998, '99, '00
Daedra Charles 1990, '91
Shelia Collins 1985
Shyra Ely 2004, 2005
Peggy Evans 1992
Sheila Frost 1989
Bridgette Gordon 1988, '89
Tanya Haave 1982, '83
Isabelle Harrison 2014
Dena Head 1989, '90, '92
Chamique Holdsclaw 1996, '97, '98, '99
Alexis Hornbuckle 2007
Brittany Jackson 2005
Dana Johnson 1994, '95
Glory Johnson 2012
Kara Lawson 2002, '03
Alicia Manning 2010
Michelle Marciniak 1996
Dawn Marsh 1985
Nikki McCray 1994, '95
Cindy Noble 1980
Mary Ostrowski 1982
Candace Parker 2006, '08
Semeka Randall 1998
Jill Rankin 1980
Michelle Snow 1999, '00
Taber Spani 2013
Sidney Spencer 2006
Kathy Spinks 1987
Shekinna Stricklen 2010, '11, '12
Holly Warlick 1980
Tiffany Woosley 1994
Shanna Zolman 2005

SEC WOMEN'S BASKETBALL SCHOLAR-ATHLETE OF THE YEAR
Angie Bjorklund 2010

BOYD McWHORTER SCHOLAR-ATHLETE FINALIST
Nicky Anosike 2008
Glory Johnson 2012

ACADEMIC ALL-SEC
Jody Adams 1991, '92
Nicky Anosike 2005-freshman team, '06, '07, '08
Lauren Avant 2011-freshman
Briana Bass 2009-freshman, '10, '11, '12
Vicki Baugh 2009, '10, '11, '12
Angie Bjorklund 2008-freshman, '09, '10, '11
Shannon Bobbitt 2008
Cierra Burdick 2012-freshman, '13, '14
Niya Butts 1998, '99, '00
Kelley Cain 2008-freshman, '09
Amanda Canon 2000, '01, '02
Andraya Carter 2013 - freshman, '14
Tamika Catchings 1999, '02
Regina Clark 1991, '92
Kristen "Ace" Clement 1999, '01
Abby Conklin 1995, '96, '97
Elizabeth Curry 2007
Rochone Dilligard 1994
Sarah Edwards 2000, '01, '02
Tonya Edwards 1990
Shyra Ely 2005
Kyra Elzy 2001, '02
Peggy Evans 1992
Tye'sha Fluker 2004, '05, '06
Alex Fuller 2006, '07
Bashaara Graves 2013 - freshman, '14
Tanya Haave 1983, '84
Isabelle Harrison 2012 - freshman, '13, '14
Lisa Harrison 1993
Debbie Hawhee 1990, '91, '92
Glory Johnson 2009-freshman, '10, '11, '12
Kellie Jolly 1997, '98, '99
Kara Lawson 2001, '02, '03
Brynae Laxton 1996, '97, '98
Alicia Manning 2009-freshman, '11, '12
Michelle Marciniak 1994, '96
Ariel Massengale, 2014
Melissa McCray 1989
Nikki McCray 1995
Courtney McDaniel 2003
April McDivitt 2001, '02
Cait McMahan 2009, '10
Laurie Milligan 1998
Candace Parker 2005-freshman team, '06, '07, '08
Semeka Randall 2001, '02
Linda Ray 1984, '85
Dominique Redding 2004, '07
Jordan Reynolds 2014-freshman
Mercedes Russell 2014-freshman
Debbie Scott 1990
Sydney Smallbone 2008-freshman, '09, '10, '11
Taber Spani 2010-freshman, '11, '12, '13
Sidney Spencer 2004, '05, '06, '07
Jennifer Tuggle 1987, '88
Vonda Ward 1994
Lisa Webb 1988
Shanna Zolman 2004, '05, '06

SEC COMMUNITY SERVICE TEAM
Nicky Anosike 2008
Angie Bjorklund 2011
Cierra Burdick 2014
Tasha Butts 2004
Tamika Catchings 2000
Tye'sha Fluker 2005
Alex Fuller 2009
Glory Johnson 2010, '12
Kellie Jolly 1999
Kara Lawson 2001, '03
April McDivitt 2002
Taber Spani 2013
Sidney Spencer 2007
Shanna Zolman 2006

WBCA ALL-AMERICANS

Twenty-one players have been honored as All-Americans by the WBCA/Kodak/State Farm throughout the history of Lady Vol basketball. These 21 women have garnered 36 All-America awards.

FOUR-TIME ALL-AMERICANS

Tamika Catchings
1988-1999-2000-2001

Chamique Holdsclaw
1996-1997-1998-1999
Kodak 25th Anniversary Team

Cindy Brogdon
1976-1978-1979

Daedra Charles
1990-1991

Shelia Collins
1985

Shyra Ely
2004

Bridgette Gordon
1988-1989

Tanya Haave
1983

Lisa Harrison
1993

Dena Head
1992

Glory Johnson
2012

Kara Lawson
2003

Nikki McCray
1994-1995

Cindy Noble
1981

Mary Ostrowski
1982

Candace Parker
2006-2007-2008

Semeka Randall
1999-2000

Jill Rankin
1979-1980

Patricia Roberts
1977

Shekinna Stricklen
2011

Holly Warlick
1980

WOMEN'S BASKETBALL HALL OF FAME /// TENNESSEE INDUCTEES

COACH
Pat Summitt - 1999

ADMINISTRATOR
Gloria Ray - 2010

PLAYERS
Cindy Noble Hauserman - 2000
Patricia Roberts - 2000
Holly Warlick - 2001
Cindy Brogdon - 2002
Daedra Charles-Furlow - 2007
Bridgette Gordon - 2007
Jill Rankin Schneider - 2008
Nikki McCray - 2012

NCAA RECORD /// MOST WINS IN NCAA DIVISION I BASKETBALL

	TEAM	FIRST YEAR	SEASONS	WINS	LOSSES
1.	**Tennessee**	**1902-03**	**69**	**1,247**	**279**
2.	Louisiana Tech	1974-75	40	1,043	264
3.	James Madison	1920-21	92	989	513
4.	Old Dominion	1969-70	45	977	374
5.	Stephen F. Austin	1968-69	46	964	415
6.	Texas	1974-75	40	957	356
7.	Stanford	1974-75	40	950	294
8.	Ohio St.	1965-66	49	920	401
9.	Connecticut	1982-83	32	905	189
10.	Tennessee Tech	1970-71	44	885	461
11.	North Carolina	1974-75	40	881	381
	Penn St.	1964-65	50	881	394
13.	Georgia	1973-74	41	880	372
14.	Western Kentucky	1914-15	50	872	449
15.	Green Bay	1973-74	41	871	320
16.	Montana	1974-75	40	853	314
	Kansas St.	1968-69	46	853	529
18.	Rutgers	1975-76	39	850	362
19.	Maryland	1971-72	43	849	404
20.	Long Beach St.	1963-64	51	848	502

LADY VOL OLYMPIANS

COACHING STAFF
Pat Summitt
1980 Moscow
Assistant Coach (Boycott)

1984 Los Angeles
Head Coach (Gold)

Nancy Darsch
1984 Los Angeles
Assistant Coach (Gold)

1996 Atlanta
Assistant Coach (Gold)

ATHLETES
Cindy Brogdon
1976 Montreal (Silver)

Tamika Catchings
2004 Athens (Gold)
2008 Beijing (Gold)
2012 London (Gold)

Daedra Charles
1992 Barcelona (Bronze)

Bridgette Gordon
1988 Seoul (Gold)

Patricia Head
1976 Montreal (Silver)

Lea Henry
1984 Los Angeles (Gold)

Chamique Holdsclaw
2000 Sydney (Gold)

Kara Lawson
2008 Beijing (Gold)

Nikki McCray
1996 Atlanta (Gold)
2000 Sydney (Gold)

Carla McGhee
1996 Atlanta (Gold)

Cindy Noble
1980 Moscow (Boycott)
1984 Los Angeles (Gold)

Candace Parker
2008 Beijing (Gold)
2012 London (Gold)

Jill Rankin
1980 Moscow (Boycott)

Patricia Roberts
1976 Montreal (Silver)

Holly Warlick
1980 Moscow (Boycott)

LADY VOL SUCCESS IN THE COACHING RANKS

The Tennessee program has not only produced a number of outstanding players during the past 39 years (under Pat Summitt until 2012-13), but UT has turned out some successful coaches as well. Currently, the list of different coaches and basketball staff members at the professional, collegiate and high school levels stands at 87 and represents 53 Lady Vol players and current and former assistant coaches, graduate assistants, managers, operations directors, video coordinators and directors of character development who now are serving or have served in the coaching ranks.

PROFESSIONAL RANKS

NAME	POS/YRS AT UT	CURRENT/LAST POSITION
Nancy Darsch	A/GA (78-85)	Former assistant at Seattle Storm (WNBA)
Mickie DeMoss	A (85-03, 10-12)	Former assistant at Indiana Fever (WNBA)
Danielle Donehew	BO (01-08)	Former executive VP at Atlanta Dream (WNBA)
Tanya Haave	P (80-84)	Former head coach at "Satila" Skene, Sweden
Lisa Harrison	P (89-93)	Former assistant at Phoenix Mercury (WNBA)
Carla McGhee	P (86-90)	Former WNBA Player Personnel
Carolyn Peck	A (93-95)	Former head at Orlando Miracle (WNBA)
Trish Roberts	P (76-77)	Former head at Atlanta Glory (ABL)
Heidi VanDerveer	GA (86-88)	Former assistant at Seattle Storm (WNBA)

COLLEGE RANKS

NAME	POS/YRS AT UT	CURRENT POSITION
Jody Adams	P (89-93)	Head at Wichita State
Jane Albright	GA (81-83)	Head at Nevada-Reno
Kathy Allen Becker	GA (02-04)	Director of operations at Clemson
Debbie Ayres	GA (89-90)	Former recruiting coordinator at Stony Brook
Josh Baney	GA (12-13); V (13-)	Video coordinator at Tennessee
Angie Bjorklund	P (07-11)	Graduate assistant at Idaho
Alysiah Bond	BO (98-01)	Assistant at Wisconsin
Josh Boucher	M (12-14) GA (14-)	Graduate assistant at Tennessee
Nancy Bowman Ladd	P (73-75)	Retired head at University of the South
Al Brown	A (91-02)	Assistant at Duke
Greg Brown	A/GA (02-04)	Head at Lipscomb
Niya Butts	P (96-00)	Head at Arizona
Tasha Butts	P (00-04)	Assistant at LSU
Nikki Caldwell	P (90-94); A (03-08)	Head at LSU
Kelli Casteel Cook	P (88-92)	Former head at Maryville
Daedra Charles-Furlow	P (89-91); A (08-10); DCD (10-12)	Former dir. of character dev. at Tennessee
Shelia Collins	P (81-85)	Former head at West Georgia
Abby Conklin	P (93-97)	Former assistant at San Francisco
Tony Cross	GA (83-84)	Assistant at Murray State
Elizabeth Curry	P (06-07); GA (07-09)	Former assistant at Simpson
Nancy Darsch	A/GA (78-85)	Former head at Ohio State
Mickie DeMoss	A (85-03, 10-12)	Assistant at Louisiana Tech
Rochone Dilligard	P (91-94)	Former assistant at Austin Peay
Todd Dooley	M (94-97)	Former assistant at Maryville
Dustin Edwards	V (10-11)	Former Assistant at Loyola (Chicago)
Tonya Edwards	P (86-90)	Head at Alcorn State
Angel Elderkin	GA (06-07)	Head at Appalachian State
Kyra Elzy	P (96-01); A (12-)	Assistant at Tennessee
Michael Fahey	V (11-13)	Video coordinator at DePaul
Sharon Fanning-Otis	GA (75-76)	Retired head at Mississippi State
Sheila Frost Anderson	P (85-89)	Former assistant at Richmond
Alex Fuller Simmons	P (04-09)	Assistant at Mississippi
Teresa Geter	P (97-99)	Former head at Denmark Technical College
Stephanie Glance	AA/A (09-10)	Head at Columbia
Bridgette Gordon	P (85-89)	Assistant at Wichita State
Aubrey Guastalli	P (05-06)	Former assistant at Fresno Pacific
Tanya Haave	P (80-84)	Head at Metropolitan State
Kathy Harston	BO (08-12)	Sr. Assoc. A.D. at Texas
Sylvia Hatchell	GA (74-75)	Head at North Carolina
Dena Head	P (88-92)	Former Assistant at Central Connecticut State
Lea Henry Manning	P (79-83)	Head coach at Darton (Ga.)

LADY VOL SUCCESS IN COACHING RANKS (CONTINUED)

Gwen Jackson	P (99-03)	Former head at Saint Paul's (Va.)
Marlene Jeter	P (90-92)	Former head at Clinton J.C. (S.C.)
Bernitha Johnson	M (03-05)	Assistant at Louisiana Tech
Dana Johnson	P (91-95)	Former assistant at Morgan State
Kellie Jolly Harper	P (95-99)	Head at Missouri State
Cassie Kowaleski	M (08-09); GA (09-10)	Former dir. of BB operations at Illinois State
Angela Lawson	GA (89-91)	Former head at Incarnate Word
Cheryl Littlejohn	P (83-87)	Former head at Chicago State
Alicia Manning	P (08-12)	Assistant at John Carroll
Michelle Marciniak	P (93-96)	Former assistant at South Carolina
Nikki McCray	P (91-95)	Assistant at South Carolina
Courtney McDaniel	P (00-04)	Head at Northwood (Fla.)
Calamity McEntire	M (02-03)	Assistant at Arizona
Carla McGhee	P (86-90)	Former dir. of operations at Nevada-Reno
Matthew Mitchell	GA (99-00)	Head at Kentucky
Zandra Montgomery Morris	P (77-79)	Former assistant at Lee
Loree Moore	P (01-05)	Assistant at Citrus (Calif.)
Cindy Noble Hauserman	P (78-81)	Retired head at Center
Mary Ostrowski	P (80-84)	Former assistant at Ohio State
Carolyn Peck	A (93-95)	Former head at Florida
Shalon Pillow	P (98-02)	Assistant at Middle Tennessee
Semeka Randall	P (97-01)	Head at Alabama A&M
Jill Rankin Schneider	P (79-80); GA (80-81)	Former Assistant at Texas
Trish Roberts	P (76-77)	Head at Agnes Scott
Joy Scruggs	P (72-75)	Retired head at Emory & Henry
Amber Smith	GA (13-14)	Assistant at Louisiana Tech
Judy Southard	GA (77-78)	Retired head at Marshall
Nikki Stewart	GA (00-02)	Former director of operations at Auburn
Amber Stocks	BO/GA (00-02)	Former assistant at Xavier
Pam Tanner	GA/A (90-93)	Former head at University of Denver
Heidi VanDerveer	GA (86-88)	Head at UC San Diego
Holly Warlick	P (76-80); A (86-12); H (12-)	Head at Tennessee

HIGH SCHOOL RANKS

NAME	POS/YRS AT UT	CURRENT
Janet Allmon	GA (83-84)	Former head at Baldwin (Ga.) H.S.
Debbie Ayres	GA (89-90)	Head at California School for the Deaf
Suzanne Barbre Singleton	P (74-78)	Former head at Maryville (Tenn.) H.S.
Diane Brady	P (74-75)	Former head at McMinn Co. (Tenn.) H.S.
Cindy Brogdon	P (77-79)	Former head at Centennial (Ga.) H.S Facilities Coordinator at Northview (Ga.) H.S.
Daedra Charles-Furlow	P (89-91); A (08-10); DCD (10-12)	Former head at West (Knoxville, Tenn.) H.S.
Abby Conklin	P (93-97)	Former head at Trinity (Ill.) H.S.
Rochone Dilligard	P (91-94)	Head at Salem (Conyers, Ga.) H.S.
Tonya Edwards	P (86-90)	Former head at Northwestern (Mich.) H.S.
Sheila Frost Anderson	P (85-89)	Head at Life Way Christian (Centerton, Ark.) School
Debbie Groover Buckner	P (77-81)	Former assistant at Woodstock (Ga.) H.S.
Karla Horton Douglas	P (84-87)	Former assistant at Maryville (Tenn.) H.S.
Gwen Jackson	P (99-03)	Head at Austin-East (Knoxville, Tenn.) H.S.
Marlene Jeter	P (90-92)	Head at Carmel Christian (Matthews, N.C.) School
Dana Johnson	P (91-95)	Athletics director at Dunbar (Baltimore, Md.) H.S.
Dawn Marsh	P (84-88)	Former head at Duluth (Ga.) H.S.
Zandra Montgomery Morris	P (77-79)	Former head at Cleveland (Tenn.) H.S. boys team
Cindy Noble Hauserman	P (78-81)	Former head at Westfall (Williamsport, Ohio) H.S.
Pam Owens	GA (06)	Head at Nimitz (Irving, Texas) H.S.
Jill Rankin Schneider	P (79-80); GA (80-81)	Head at Monterey (Texas) H.S.
Shelley Sexton Collier	P (83-87); GA (88-89)	Head at Webb (Knoxville, Tenn.) H.S.
Sydney Smallbone	P (2007-11)	Head at Lakeshore (Stevensville, Mich.) H.S.
Pashen Thompson	P (93-97)	Former head at Philadelphia (Miss.) H.S.
Tiffany Woosley	P (91-95)	Former head at Lincoln County (Fayetteville, Tenn.) H.S.

Key: "P" indicates player; "GA" indicates graduate assistant; "A" indicates assistant; "DCD" indicates director of character development, "HC" indicates head coach, "M" indicates manager; "BO" indicates basketball operations director; "V" indicates video coordinator; "AA" indicates administrative assistant.

LADY VOL LEGENDS

Tennessee has recognized the careers of six supremely-gifted Lady Vols and a history-shattering coach with the hanging of jersey-banners from the rafters of Thompson-Boling Arena. The most recent individual added to the collection of Lady Vol legends came on Jan. 2, 2014, when a No. 3 banner honoring player Candace Parker was hoisted skyward.

Parker joined players Holly Warlick, Bridgette Gordon, Daedra Charles, Chamique Holdsclaw and Tamika Catchings, and coach Pat Summitt among those honored with a banner hanging in UT's basketball venue.



NO. 22 HOLLY WARLICK

Guard » 1976-80 » Knoxville, Tenn.

The first Tennessee athlete, either male or female, to have her jersey retired was Holly Warlick. Her uniform was retired on Feb. 18, 1980, in a ceremony after Tennessee's 89-72 win over Clemson in Stokely Athletics Center. A play-making wizard for the Lady Vols from 1976-80, Holly earned All-America honors three times. At the time of the ceremony, she held UT records for most assists in a game (14), most steals in a game (9), and most assists in a season (225).

Holly could not hang up her uniform right away. She played six more games after the retirement party. The final time she donned No. 22 was in the AIAW National Championship game when the Lady Vols fell to Old Dominion, 68-53.

During her years at Tennessee, the Lady Vols produced a 118-23 overall record, three trips to the Final Four and a first-ever SEC Tournament title. She later went on to become a member of the 1980 U.S. Olympic Team.

Now the head coach of the Lady Vols, Warlick's No. 22 banner hangs in the rafters above the court in Thompson-Boling Arena.

NO. 30 BRIDGETTE GORDON

Forward » 1985-89 » DeLand, Fla.



Ten years later, the second Lady Vol basketball jersey was retired. Bridgette Gordon returned to Thompson-Boling Arena after a stellar career at Tennessee to see her No. 30 honored during halftime of Tennessee's 76-70 win over Texas on Jan. 17, 1990.

Bridgette led the Lady Vols to a 115-21 record during her four years at UT. She was the driving force behind an NCAA-record four consecutive trips to the Final Four as well as two NCAA and two SEC Championships.

Bridgette was the first freshman ever to lead UT in scoring, and she earned co-SEC Rookie of the Year and All-SEC honors. The next year she led Tennessee to its first NCAA title, earned All-SEC honors again and was named to the All-Final Four team. She copped All-SEC honors and was named MVP of the SEC Tournament as a junior. She also earned her first of two Kodak All-America honors that year.

After earning a gold medal as a member of the 1988 U.S. Olympic basketball team, Bridgette returned to Tennessee for her senior season. She led the Lady Vols to the 1989 NCAA title and was named MVP of the Final Four. She finished her career as the all-time leading scorer in NCAA Tournament history.

Bridgette graduated in 1989 with a B.S. in political science. She was basketball's nominee for the 1989 Honda-Broderick Award, which is symbolic for women's academic and athletic achievement.

NO. 32 DAEDRA CHARLES

Center » 1988-91 » Detroit, Mich.

When Tennessee hosted the SEC-Big 10 Challenge in Dec. 28, 1991, Daedra Charles became the next Lady Vol to have her jersey retired. Charles returned to Knoxville from Como, Italy, where she was playing professional basketball with former Lady Vol teammate Bridgette Gordon. Charles came to surprise Lady Vol head coach Pat Summitt by announcing the endowment of the Pat Head Summitt Scholarship, presented by Charles, Gordon and another former Lady Vol, Lisa McGill Reagan. Summitt, who was unaware of the endowment, had planned the retirement ceremony as a surprise for Charles.

A two-time Kodak All-American at Tennessee, Daedra was the 1991 SEC Woman Athlete of the Year. She became the first player from the SEC to win the Wade Trophy, the highest honor in women's basketball. All this came after leading Tennessee to its third NCAA title in five years.

She finished her career seventh on the UT scoring list (1495), sixth in rebounding (858) and second in shots blocked (95), despite missing her freshman season as a Prop 48 student. Still, Daedra graduated in four years, earning a bachelor's degree in child and family studies.

NO. 23 CHAMIQUE HOLDSCLAW

Forward » 1995-99 » Astoria, N.Y.

During halftime of the Lady Vols' 92-88 home triumph over archrival Connecticut on Feb. 1, 2001, the collegiate career of arguably the greatest women's player to ever play the game was officially closed when Chamique Holdsclaw became just the fourth Lady Vol to have her jersey retired.

The Naismith Player of the Century and one of only six four-time Kodak All-Americans in the history of women's basketball, Holdsclaw led the Orange and White to a 131-17 overall record and an unprecedented three consecutive national championships from 1996-98, while establishing herself as the program's all-time leader in scoring (3,025 points) and rebounding (1,295).

The NCAA Tournament's most outstanding player in 1997 and 1998, Holdsclaw still holds the record for points (479 points, 21.8 ppg) and rebounds (198 rebounds, 9.0 rpg) accumulated in tournament games.

The first two-time winner of the Associated Press Player of the Year Award, Holdsclaw garnered 34 individual awards during her career, including 21 player of the year honors from a variety of organizations. In 2006, Holdsclaw was named to the NCAA 25th Anniversary Team. She was previously named to the Kodak 25th Anniversary Team in 1999.

LADY VOL LEGENDS (CONTINUED)



NO. 24 TAMIKA CATCHINGS

Forward » 1997-01 » Duncanville, Texas

The fifth Lady Vol jersey to be retired belonged to Tamika Catchings in a halftime ceremony on Dec. 7, 2003, against Louisiana Tech. From the moment she stepped on the court in the number 24 orange and white jersey, we knew from her contagious smile that she was a special person, and from her deadly baseline-to-baseline hustling for all 40 minutes, a truly phenomenal player.

This special six-foot, one-inch forward had the heart of a champion and could play anywhere on the court. Her UT career was shortened during her senior year when she went crashing to the floor with a torn anterior cruciate ligament in game 17 versus Mississippi State.

Her list of awards was staggering, as she captured a slew of them while being tabbed as UT's second four-time Kodak All-American. What she accomplished in the span of her collegiate career is the stuff of legend. She played in 127 games as a Lady Vol. Her assault on the record books is legendary for both scoring, with 2,113 points, and rebounding, 1,004 boards. Both marks rank her third all-time. She also finished her career second all-time in steals with 311 and blocked shots with 136. And remember, she missed half of her senior season.

Her teammates will tell you how special it was to earn a blue adidas headband after Catchings went out with the injury. Earning one meant they hustled like "Catch" would have. The Eleanor Roosevelt League for the Hard of Hearing honored her in 1998 – as a special role model for youngsters and adults with hearing impairments. Her UT academic counselors will relate stories about Catchings graduating ahead of her class in December 2000. People in the Knoxville community will tell you of the countless hours she put in with youths from all walks of life – from playgrounds to hospitals.

An WNBA All-Star for the Indiana Fever, Catchings added to her collection of accolades in the Summer of 2004 with a gold medal as a member of the USA Women's Basketball Team at the Athens Olympic Games. She also added gold medals at the 2008 and 2012 Olympiads as well.



PAT SUMMITT

Head Coach » 1974-2012 » Henrietta, Tenn.

The sixth woman and first non-player to be honored with a banner at Thompson-Boling Arena was Pat Summitt, who coached Tennessee for 38 years and compiled a 1,098-208 career record with the most wins in NCAA women's or men's basketball history. Summitt's banner was hoisted prior to a nationally-televised game vs. Notre Dame on Jan. 28, 2013.

The legendary Summitt directed Tennessee to eight NCAA National Championships, 31-consecutive NCAA Tournament appearances and 18 NCAA Final Fours. At the conference level, she directed her squads to 16 SEC regular-season titles and 16 SEC tournament championships, including a tourney title in her final season at the helm in 2012.

During her career, Summitt produced 21 WBCA/Kodak/State Farm All-Americans, 39 All-SEC players, 12 Olympians and 34 WNBA draft picks, including 15 first-round selections. The number she was most proud of, however, was the 100-percent graduation rate for the 122 players who completed their careers and earned degrees at Tennessee.

Collecting an incredible array of honors during her career, Summitt was named SEC Coach of the Year eight times – 1993, 1995, 1998, 2001, 2003, 2004, 2007 and 2011. She was named the 1987, 1989, 1994, 1998 and 2004 Naismith Women's College Coach of the Year and WBCA/Converse Coach of the Year in 1983 and 1995 and the IKON/WBCA Coach of the Year in 1998.

Summitt belongs to the FIBA International, Naismith Memorial, Women's Basketball, Women's Sports Foundation, Tennessee Lady Vol, Tennessee Sports, Greater Knoxville Sports, and National Association for Sports and Physical Education Hall of Fame. Her most esteemed honor, however, came on May 29, 2012, when she received the Presidential Medal of Freedom (presented by President Barack Obama) at White House.

CANDACE PARKER

Guard/Forward/Center » 2004-08 » Naperville, Ill.

The seventh woman and sixth player to be honored with a jersey retirement ceremony at Thompson-Boling Arena was Candace Parker. The 6-foot-4 Parker's banner was unveiled on Jan. 2, 2014, prior to the Lady Vols' SEC opener vs. LSU.

During her three-year playing career, Parker led the Lady Vols to a pair of NCAA Championships in 2007 and 2008, to an SEC regular-season crown in 2007 and to SEC Tournament titles in 2006 and 2008. Tennessee posted a 101-10 overall record during her time at Rocky Top and a 38-4 mark in SEC play.

Parker started 109 of her 110 career games, scoring the third-most points in school history (2,137) and pulling down the sixth-best rebounding tally at 972. She still ranks No. 2 in career double-doubles with 45 and stands tied for No. 2 in career rebounding average (8.8) and No. 4 in career scoring average (19.4).

Not the first player to dunk in the college game or even at Tennessee, Parker did make the dunk a more common occurrence in women's basketball. She was the first to dunk in an NCAA game, doing so twice vs. Army on March 19, 2006. She also set UT records for most dunks in a game (2), season (4) and career (7).

Because of her play, she has earned a plethora of awards. Among them, John R. Wooden and USBWA Player of the Year (2007, 2008), NCAA Tournament Most Outstanding Player (2007, 2008), WBCA All-American (2006, 2007, 2008), SEC Female Athlete of the Year (2008), SEC Player of the Year (2007), Coaches First-Team All-SEC (2006, 2007, 2008), CoSIDA Academic All-American (2007, 2008) and CoSIDA Academic All-American of the Year (2008).

After helping Tennessee win the 2008 NCAA title in Tampa, Fla., Parker was chosen as the first pick of that spring's WNBA Draft by the Los Angeles Sparks, earning league MVP and rookie of the year honors. She also played a key role in the U.S. women winning a gold medal at the 2008 Summer Olympics and has continued to escalate her stature in both the professional ranks and internationally.

LADY VOLS IN THE PROFESSIONAL RANKS

Until recently, there have been a limited number of opportunities for women to play basketball in the professional ranks. However, 47 Lady Vols have taken advantage of the opportunity to play past their collegiate days in overseas leagues and in the United States. In 2014, six former Lady Vol standouts were employed in the Women's National Basketball Association (WNBA).

LADY VOLS CURRENTLY IN THE WNBA

VICKI BAUGH
2014-present Tulsa Shock
2012 (Drafted) Tulsa Shock

TAMIKA CATCHINGS
2001-present Indiana Fever
2012 WNBA Champions
2012 WNBA Finals MVP
2011 WNBA MVP
Nine-time WNBA All-Star
2010 & 2013 Kim Perrot Sportsmanship Award
2005, '06, '09, '10, '12 Defensive Player of the Yr.
2002 WNBA Rookie of the Year

GLORY JOHNSON
2012-present Tulsa Shock
2013, 2014 WNBA All-Star
2012 WNBA All-Rookie Team

KARA LAWSON
2014-present Washington Mystics
2010-13 Connecticut Sun
2003-09 Sacramento Monarchs
2013 Dawn Staley Community Assist Award
2009 & 2012 Kim Perrot Sportsmanship Award
2007 WNBA All-Star
2005 WNBA Champions

CANDACE PARKER
2008-present Los Angeles Sparks
2008 & 2013 WNBA MVP
2013 WNBA All-Star Game MVP
2011, 2013 & 2014 WNBA All-Star
2008 WNBA Rookie of the Year

SHEKINNA STRICKLEN
2012-present Seattle Storm

ALL-TIME LADY VOL WNBA DRAFT PICKS

Year	Name	Round/Pick	Team
1997	Dena Head	Elite-1st/1st	Utah
1997	Daedra Charles	Elite-1st/8th	Los Angeles
1999	Chamique Holdsclaw	1st/1st	Washington
1999	Tonya Edwards	1st/7th	Minnesota
1999	Lisa Harrison	3rd/34th	Phoenix
1999	Carla McGhee	4th/44th	Orlando
1999	Kellie Jolly	4th/47th	Cleveland
2000	Latina Davis	4th/50th	Indiana
2001	Tamika Catchings	1st/3rd	Indiana
2001	Semeka Randall	2nd/17th	Seattle
2001	Kristen Clement	4th/63rd	Houston
2002	Michelle Snow	1st/10th	Houston
2003	Kara Lawson	1st/5th	Detroit
2003	Gwen Jackson	1st/6th	Indiana Fever
2004	Ashley Robinson	2nd/14th	Phoenix
2004	Tasha Butts	2nd/20th	Minnesota
2005	Loree Moore	1st/10th	New York
2005	Shyra Ely	2nd/14th	San Antonio
2006	Tye'sha Fluker	1st/10th	Charlotte
2006	Shanna Zolman	2nd/16th	San Antonio
2007	Sidney Spencer	2nd/25th	Los Angeles
2008	Candace Parker	1st/1st	Los Angeles
2008	Alexis Hornbuckle	1st/4th	Detroit
2008	Shannon Bobbitt	2nd/15th	Los Angeles
2008	Nicky Anosike	2nd/16th	Minnesota
2008	Alberta Auguste	3rd/35th	New York
2011	Angie Bjorklund	2nd/17th	Chicago
2012	Shekinna Stricklen	1st/2nd	Seattle
2012	Glory Johnson	1st/4th	Tulsa
2012	Kelley Cain	1st/7th	New York
2012	Vicki Baugh	3rd/25th	Tulsa
2013	Kamiko Williams	2nd/15th	New York
2014	Meighan Simmons	3rd/26th	New York

LADY VOLS IN THE PROFESSIONAL RANKS (CONTINUED)

FORMER LADY VOL PRO PLAYERS

WNBA PLAYERS

NICKY ANOSIKE
2012 Los Angeles Sparks
2011 Washington Mystics
2008-10 Minnesota Lynx
2009 WNBA All-Star
2008 WNBA Rookie Team

ALBERTA AUGUSTE
2008 New York Liberty

ANGIE BJORKLUND
2011 Chicago Sky

SHANNON BOBBITT
2012 Washington Mystics
2011 Indiana Fever
2008-09 Los Angeles Sparks

TASHA BUTTS
2006 Charlotte Sting
2004-05 Minnesota Lynx

KELLEY CAIN
2014 Connecticut Sun
2012 New York Liberty

DAEDRA CHARLES
1997 Los Angeles Sparks

KRISTEN CLEMENT
2001 Houston Comets

LATINA DAVIS
2000 Indiana Fever

TONYA EDWARDS
2001-02 Charlotte Sting
2000-01 Phoenix Mercury
1999-2000 Minnesota Lynx
1999 WNBA All-Star

SHYRA ELY
2011 Indiana Fever
2009 Chicago Sky
2007-08 Seattle Storm
2005-06 San Antonio Silver Stars

TYE'SHA FLUKER
2008 Chicago Sky
2007 Los Angeles Sparks
2007 Seattle Storm
2006 Charlotte Sting

BRIDGETTE GORDON
1997-98 Sacramento Monarchs

LISA HARRISON
1999-'03, '05 Phoenix Mercury

DENA HEAD
2000-01 Phoenix Mercury
1997-98 Utah Starzz

CHAMIQUE HOLDSCLAW
2010 San Antonio Silver Stars
2009 Atlanta Dream
2005-07 Los Angeles Sparks
1999-2004 Washington Mystics
Six-time WNBA All-Star
1999 WNBA Rookie of the Year

ALEXIS HORNBUCKLE
2012-13 Phoenix Mercury
2010-11 Minnesota Lynx
2008-2010 Detroit/Tulsa Shock
2011 WNBA Champions
2008 WNBA Champions

GWEN JACKSON
2004-05 Phoenix Mercury
2003-04 San Antonio Silver Stars
2003 Indiana Fever (Drafted)

TIFFANI JOHNSON
2000-05 Houston Comets
1998 Phoenix Mercury
1998 Sacramento Monarchs

KELLIE JOLLY
1999 Cleveland Rockers

MICHELLE MARCINIAK
2001-02 Seattle Storm
2000-01 Portland Fire

NIKKI MCCRAY
2006 Chicago Sky
2005 San Antonio Silver Stars
2004 Phoenix Mercury
2002-03 Indiana Fever
1997-2001 Washington Mystics
Three-time WNBA All-Star

CARLA MCGHEE
1999-2002 Orlando Miracle

LOREE MOORE
2005-09 New York Liberty

SEMEKA RANDALL
2002-04 San Antonio Silver Stars
2002 Utah Starzz
2001-02 Seattle Storm

ASHLEY ROBINSON
2013 Seattle Storm
2012-13 Washington Mystics
2006-11 Seattle Storm
2006 Chicago Sky
2004-05 Phoenix Mercury
2010 WNBA Champions

MEIGHAN SIMMONS
2014 (Drafted) New York Liberty

MICHELLE SNOW
2012-13 Washington Mystics
2011 Chicago Sky
2010 San Antonio Silver Stars
2009 Atlanta Dream
2002-08 Houston Comets
2005 & 2006 WNBA All-Star
2003 WNBA Most Improved Player

SIDNEY SPENCER
2011 Phoenix Mercury
2009-11 New York Liberty
2007-08 Los Angeles Sparks

KAMIKO WILLIAMS
2013 New York Liberty

TIFFANY WOOSLEY
1997-98 Houston Comets
1997 & 1998 WNBA Champions

SHANNA ZOLMAN
2010 Tulsa Shock
2006-09 San Antonio Silver Stars

ABL PLAYERS

DANA JOHNSON
1996-97 New England Blizzard

ABBY CONKLIN
1997-98 Atlanta Glory

LATINA DAVIS
1997-98 Columbus Quest
1996-97 Atlanta Glory

TONYA EDWARDS
1996-98 Columbus Quest

SHEILA FROST
1996-98 Portland Power

LISA HARRISON
1996-98 Columbus Quest, Portland Power

MICHELLE MARCINIAK
1997-98 Philadelphia Rage, Nashville Noise
1996-97 Portland Power

NIKKI MCCRAY
1996-97 Columbus Quest
1997 ABL MVP

CARLA MCGHEE
1996-98 Columbus Quest, Nashville Noise Atlanta Glory

PASHEN THOMPSON
1997-98 Columbus Quest

VONDA WARD
1996-97 Colorado Xplosion

WBL PLAYERS

CINDY BROGDON (WBL)
1979-81 St. Louis

HOLLY WARLICK (WBL)
1980-81 Nebraska Wranglers

WPBA PLAYERS

LEA HENRY (WPBA)
1984 Houston Shamrocks

PAULA TOWNS (WPBA)
1984 Houston Shamrocks

LADY VOLS IN THE WNBA DRAFT

The Lady Vol basketball program has produced 47 professional players over the years, including 38 alumnae who went on to play in the WNBA. Of those 38 who continued their careers at the professional level in the WNBA, 15 were selected in the Draft's first round.

Tennessee has placed two or more players in the first round of the draft five times. The 2012 draft was the Lady Vols' best yet, as Shekinna Stricklen (2nd, Seattle), Glory Johnson (4th, Tulsa) and Kelley Cain (7th, New York) all went in the first round. Vicki Baugh was taken in the third round (25th overall pick) by Tulsa.

Candace Parker and Alexis Hornbuckle were taken in 2008. The Sparks chose Parker with the first overall pick. Hornbuckle followed closely behind as the Shock picked her up with the fourth selection.

Dena Head and Daedra Charles were selected first and eighth respectively in the 1997 draft. Lady Vols doubled up again in 1999, with Chamique Holdsclaw going first to the Mystics and Tonya Edwards going seventh to the Lynx. Kara Lawson and Gwen Jackson were taken with back-to-back picks in 2003, with Lawson going fifth to the Shock and Jackson going sixth to the Fever.

LADY VOLS TAKEN IN THE WNBA FIRST ROUND

Player	Year	Pick	Team
Dena Head	1997	1	Utah Starzz
Daedra Charles	1997	8	Los Angeles Sparks
Chamique Holdsclaw	1999	1	Washington Mystics
Tonya Edwards	1999	7	Minnesota Lynx
Tamika Catchings	2001	3	Indiana Fever
Michelle Snow	2002	10	Houston Comets
Kara Lawson	2003	5	Detroit Shock
Gwen Jackson	2003	6	Indiana Fever
Loree Moore	2005	10	New York Liberty
Tye'sha Fluker	2006	10	Charlotte Sting
Candace Parker	2008	1	Los Angeles Sparks
Alexis Hornbuckle	2008	4	Detroit Shock
Shekinna Stricklen	2012	2	Seattle Storm
Glory Johnson	2012	4	Tulsa Shock
Kelley Cain	2012	7	New York Liberty

ALL-TIME LADY VOL TEAMS

1973-74 » 25-2 » 3RD AIAW REGION II

10	Sandy Carter	FR	5-6	Nashville, TN
12	Nancy Bowman	JR	5-4	Lenoir City, TN
20	Diane Brady	JR	5-2	Calhoun, TN
22	Joy Scruggs	JR	5-3	Cleveland, TN
24	Melinda Borthick	SR	5-4	Springfield, TN
30	Sue Thomas	FR	5-8	Maryville, TN
32	Jackie Watson	FR	5-8	Crossville, TN
40	Aimee Fuller	FR	5-7	Knoxville, TN
42	Jackie Dunbar	JR	5-7	Portland, TN
44	Gloria Scott	JR	5-11	Knoxville, TN
50	Maria Hohne	FR	6-2	Lewisburg, TN
52	Gail Dobson	JR	5-9	Greeneville, TN
	Sue Groves			
	Kyran Lenahan			
	Sue Schultze			

1974-75 » 16-8 » STATE TOURNAMENT

10	Liza Graves	FR	G	5-5	Knoxville, TN
12	Nancy Bowman	SR	G	5-3	Lenoir City, TN
14	Janice Koehler	SO	G	5-6	Nashville, TN
20	Diane Brady	SR	G	5-2	Calhoun, TN
22	Joy Scruggs	SR	G	5-1	Cleveland, TN
24	Cindy Boggs	SR	G	5-6	Ducktown, TN
30	Sue Thomas	SO	F	5-8	Maryville, TN
32	Jackie Watson	SO	G	5-6	Crossville, TN
34	Suzanne Barbre	FR	G	5-8	Morristown, TN
40	Marcia Garner	JR	F	5-8	Maryville, TN
52	Gail Dobson	SR	C	5-10	Greeneville, TN

1975-76 » 16-11 » REGIONAL TOURNAMENT

10	Liza Graves	SO	G	5-5	Knoxville, TN
12	Fonda Bondurant	FR	G	5-6	South Fulton,TN
14	Janice Koehler	JR	G	5-6	Nashville, TN
30	Sue Thomas	JR	F	5-8	Maryville, TN
32	Jackie Watson	JR	F	5-8	Crossville, TN
34	Suzanne Barbre	SO	G	5-8	Morristown, TN
40	Marcia Garner	SR	F	5-8	Maryville, TN
42	Lisa McGill	FR	C	5-9	Gatlinburg, TN
44	Jane Pemberton	FR	C	5-10	Deer Lodge, TN
52	Kathie Greene	FR	C	6-1	New Market, TN

ALL-TIME LADY VOL TEAMS (CONTINUED)

1976-77 » 28-5 » 3RD AIAW NATIONAL CHAMPIONSHIPS

Starting poll position: 17th (12-8-76)
Highest 1976-77 ranking: 5th (3-16-77)
Lowest 1976-77 ranking: 19th (12-15-76)
Final 1976-77 poll position: 5th (3-16-77)
Actual AIAW finish: 3rd in nation

No.	Name	Year	Pos.	Ht.	Hometown	PPG	RPG	FG-Pct.	FT-Pct.
12	Fonda Bondurant	SO	F	5-8	South Fulton, TN	2.1	.87	.500	.792
14	Sherri Fancher	FR	G/F	5-7	Newport, TN	2.0	.86	.432	.687
20	Susie Davis	FR	F	5-8	Hohenwald, TN	2.1	1.6	.344	.476
22	*Holly Warlick	FR	F/G	5-7	Knoxville, TN	5.4	3.8	.383	.489
24	*Lisa McGill	SO	F/G	5-10	Gatlinburg, TN	8.2	6.4	.431	.708
30	*Sue Thomas	SR	F	5-8	Maryville, TN	11.3	6.1	.479	.800
32	Jackie Watson	SR	F	5-8	Crossville, TN	4.9	3.8	.405	.512
34	*Suzanne Barbre	JR	F	5-7	Morristown, TN	11.0	4.3	.486	.557
40	Kathy O'Neil	FR	C	5-11	Newport, TN	3.1	2.3	.404	.594
44	*Patricia Roberts	SR	F/C	6-1	Monroe, GA	29.9	14.2	.646	.748
52	Emily Roberts	FR	C	5-9	Sharon, TN	2.8	2.3	.443	.692

1977-78 » 27-4 » #1 IN THE FINAL AP TOP 20

Starting poll position: 1st (11-25-77)
Highest 1977-78 ranking: 1st (six times)
Lowest 1977-78 ranking: 5th (12-14-77)
Final 1977-78 poll position: 1st (3-15-78)
Actual AIAW finish: Lost in South Satellite Final

No.	Name	Year	Pos.	Ht.	Hometown	PPG	RPG	FG-Pct.	FT-Pct.
12	Liza Graves	SR	G	5-5	Knoxville, TN	0.3	0.6	.300	.000
14	Sherri Fancher	SO	G	5-7	Knoxville, TN	2.1	1.0	.350	.750
15	Leanne Hance	JR	F	5-7	Morristown, TN	0.2	1.2	.400	.333
20	Susie Davis	SO	F	5-8	Hohenwald, TN	1.9	1.5	.400	.461
22	*Holly Warlick	SO	G	5-7	Knoxville, TN	6.6	2.9	.486	.531
30	*Zandra Montgomery	JR	F	5-10	Cleveland, TN	13.5	6.0	.490	.732
31	Jan Seay	JR	G	5-8	Albany, GA				
34	*Suzanne Barbre	SR	F	5-7	Morristown, TN	16.0	4.0	.504	.642
40	Kathy O'Neil	SO	C	5-11	Newport, TN	4.9	3.5	.432	.561
44	*Cindy Brogdon	JR	F	5-10	Buford, GA	21.7	7.6	.482	.864
52	*Debbie Groover	FR	C	6-0	Canton, GA	10.1	5.5	.468	.777
55	Cindy Ely	FR	C	6-1	Canton, GA	5.7	5.1	.479	.533

1978-79 » 30-9 » 3RD AIAW NATIONAL CHAMPIONSHIPS

Starting poll position: 1st (11-25-78)
Highest 1978-79 ranking: 1st (three times)
Lowest 1978-79 ranking: 8th (3-6-79)
Final 1978-79 poll position: 3rd (3-20-79)
Actual AIAW finish: 3rd in nation

No.	Name	Year	Pos.	Ht.	Hometown	PPG	RPG	FG-Pct.	FT-Pct.
14	Sherri Fancher	JR	G	5-7	Newport, TN	1.1	1.0	.250	.566
20	Susie Davis	JR	F	5-8	Hohenwald, TN	0.7	1.3	.290	.400
22	*Holly Warlick	JR	G	5-7	Knoxville, TN	6.4	3.9	.438	.690
24	Lisa McGill	JR	F	5-10	Gatlinburg, TN	1.4	1.0	.333	.533
30	Zandra Montgomery	SR	F	5-10	Cleveland, TN	6.8	3.7	.470	.630
31	Jerilynn Harper	FR	C	6-1	Jefferson City, TN	9.9	4.6	.560	.730
32	*Cindy Noble	SO	C	6-5	Clarksburg, OH	12.8	6.2	.582	.760
34	Susan Clower	FR	G	5-8	Kingston, TN	2.1	1.0	.357	.620
40	*Kathy O'Neil	JR	F	5-11	Newport, TN	6.8	4.2	.486	.650
44	*Cindy Brogdon	SR	F	5-10	Buford, GA	20.1	4.7	.497	.813
52	*Debbie Groover	SO	C	6-0	Canton, GA	12.1	8.7	.520	.820
55	Cindy Ely	SO	C	6-1	Canton, GA	7.0	6.7	.480	.606

* - Designates Starter

ALL-TIME LADY VOL TEAMS (CONTINUED)

1979-80 » 33-5 » SEC CHAMPIONS/SEC TOURNAMENT CHAMPIONS/ 2ND AIAW CHAMPIONSHIPS

Starting poll position: 4th (11-25-79)
Highest 1979-80 ranking: 2nd (3-18-80)
Lowest 1979-80 ranking: 6th (1-29-80)
Final 1979-80 poll position: 2nd (3-18-80)
Actual AIAW finish: 2nd in nation

No.	Name	Year	Pos.	Ht.	Hometown	PPG	RPG	FG-Pct.	FT-Pct.
13	*Jill Rankin	SR	C	6-3	Phillips, TX	19.2	7.3	.552	.802
22	*Holly Warlick	SR	G	5-7	Knoxville, TN	6.9	3.3	.429	.590
24	Becky Clark	FR	G	5-8	Memphis, TN				
32	*Cindy Noble	JR	C	6-5	Clarksburg, OH	17.8	7.6	.678	.796
34	Susan Clower	SO	G	5-9	Kingston, TN	3.4	2.1	.333	.853
40	Kathy O'Neil	SR	F	5-11	Newport, TN	5.5	3.8	.415	.602
42	Susan Foulds	JR	F	5-11	Annandale, VA	1.6	1.6	.333	.500
44	*Lea Henry	FR	G	5-4	Damascus, GA	8.6	2.0	.460	.470
51	Bev Curtis	FR	F	6-0	Acworth, GA				
52	*Debbie Groover	JR	F	6-0	Canton, GA	11.5	7.1	.524	.743
55	Cindy Ely	JR	C	6-1	Canton, GA	3.2	3.6	.369	.640

1980-81 » 25-6 » 2ND AIAW CHAMPIONSHIPS

Starting poll position: 3rd (11-25-80)
Highest 1980-81 ranking: 2nd (twice)
Lowest 1980-81 ranking: 11th (2-3-81)
Final 1980-81 poll position: 2nd (3-26-81)
Actual AIAW finish: 2nd in nation

No.	Name	Year	Pos.	Ht.	Hometown	PPG	RPG	FG-Pct.	FT-Pct.
13	Susan Foulds	SR	F	5-11	Annandale, VA	0.5	0.4	.400	.000
14	*Mary Ostrowski	FR	F/C	6-2	Parkersburg, WV	11.4	7.0	.537	.730
20	Pat Hatmaker	FR	G	5-8	Knoxville, TN	2.5	1.1	.354	.689
23	Mina Todd	FR	G	5-10	Murray, KY				
24	Tanya Haave	FR	F/C	6-2	Evergreen, CO	8.3	3.5	.527	.829
32	*Cindy Noble	SR	C	6-5	Clarksburg, OH	14.6	7.4	.597	.738
34	*Susan Clower	JR	G	5-9	Kingston, TN	4.3	2.3	.401	.778
40	Lynne Collins	FR	F	6-0	Blacksburg, VA	4.0	2.5	.449	.658
44	*Lea Henry	SO	G	5-4	Damascus, GA	10.6	2.2	.514	.651
51	Paula Towns	FR	F	6-1	Fort Valley, GA	1.7	2.5	.344	.642
52	*Debbie Groover	SR	F	6-0	Canton, GA	11.5	5.7	.457	.747
55	Cindy Ely	SR	C	6-2	Canton, GA	4.6	3.6	.510	.741

1981-82 » 22-10 » 3RD NCAA CHAMPIONSHIPS

Starting poll position: 2nd (11-18-81)
Highest 1981-82 ranking: 2nd (11-18-81)
Lowest 1981-82 ranking: NR (1-10-82/1-31-82)
Final 1981-82 poll position: 4th (3-27-82)
Actual NCAA finish: 3rd in nation

No.	Name	Year	Pos.	Ht.	Hometown	PPG	RPG	FG-Pct.	FT-Pct.
14	*Mary Ostrowski	SO	F	6-2	Parkersburg, WV	16.4	9.1	.527	.724
20	Gina Bozeman	FR	G	5-6	Sylvester, GA				
24	Pat Hatmaker	SO	G	5-8	Knoxville, TN	1.5	0.7	.454	.700
30	*Shelia Collins	FR	G/F	5-9	Colbert, GA	14.2	6.4	.458	.586
34	Susan Clower	SR	G	5-9	Kingston, GA	1.6	1.5	.278	.727
35	Linda Ray	FR	F	5-9	Norris, TN				
40	Lynne Collins	SO	F	6-0	Blacksburg, VA	3.2	2.2	.486	.167
44	*Lea Henry	JR	G	5-4	Damascus, GA	7.3	1.3	.414.	.615
45	*Tanya Haave	SO	F	6-2	Evergreen, CO	15.7	7.4	.581	.920
51	Sonya Cannon	FR	F	5-8	Maryville, TN				
52	Tammy Larkey	FR	C	6-5	Gray, TN	4.5	4.1	.500	.667
55	*Paula Towns	SO	C	6-1	Fort Valley, GA	11.4	6.3	.580	.708

ALL-TIME LADY VOL TEAMS (CONTINUED)

1982-83 » 25-8 » 2ND NCAA MIDEAST REGIONALS

Starting poll position: 4th (11-18-82)
Highest 1982-83 ranking: 4th (2-13-83)
Lowest 1982-83 ranking: 12th (1-2-83)
Final 1982-83 poll position: 10th (3-18-83)
Actual NCAA finish: Lost in Mideast Regional Final

No.	Name	Year	Pos.	Ht.	Hometown	PPG	RPG	FG-Pct.	FT-Pct.
10	Pam Marr	FR	G	5-6	Winter Park, FL	1.7	1.0	.380	.767
14	*Mary Ostrowski	JR	F	6-2	Parkersburg, WV	13.5	7.7	.586	.702
24	*Pat Hatmaker	JR	G	5-8	Knoxville, TN	5.9	2.2	.434	.785
30	Shelia Collins	SO	G/F	5-9	Colbert, GA	8.5	3.2	.500	.689
35	Linda Ray	SO	F	5-9	Norris, TN	1.7	1.1	.428	.600
40	Lynne Collins	JR	F	6-0	Blacksburg, VA	6.9	3.7	.624	.690
42	Pam Cook	FR	G	5-7	Duluth, GA	3.8	2.2	.513	.667
44	*Lea Henry	SR	G	5-4	Damascus, GA	7.5	1.9	.471	.723
45	*Tanya Haave	JR	F	6-2	Evergreen, CO	18.6	7.5	.506	.839
50	Karen Morton	FR	C	6-3	Lake City, TN	11.7	5.5	.556	.812
51	Sonya Cannon	SO	F	5-8	Maryville, TN	1.6	0.2	.384	.500
52	Tammy Larkey	SO	C	6-5	Gray, TN				
55	*Paula Towns	JR	C	6-1	Fort Valley, GA	11.1	7.4	.528	.656

1983-84 » 23-10 » 2ND NCAA CHAMPIONSHIPS

Starting poll position: 5th (11-18-83)
Highest 1983-84 ranking: 5th (11-27-83)
Lowest 1983-84 ranking: 15th (3-11-84)
Final 1983-84 poll position: 15th (3-11-84)
Actual NCAA finish: 2nd in nation

No.	Name	Year	Pos.	Ht.	Hometown	PPG	RPG	FG-Pct.	FT-Pct.
10	Pam Marr	SO	G	5-6	Winter Park, FL	2.2	0.5	.372	.607
14	*Mary Ostrowski	SR	F	6-2	Parkersburg, WV	17.8	9.2	.523	.806
15	Kristie Snyder	SO	G	5-6	Knoxville, TN	0.0	0.0	.000	.000
23	Shelley Sexton	FR	G	5-7	Lake City, TN	0.3	0.4	.000	.000
24	*Pat Hatmaker	SR	G	5-8	Knoxville, TN	3.7	1.3	.372	.607
30	*Shelia Collins	JR	G	5-9	Colbert, GA	11.6	3.8	.440	.642
34	Lisa Webb	FR	G	5-9	Milledgeville, GA	2.0	0.9	.500	.400
35	Linda Ray	JR	F	5-9	Norris, TN				
40	Lynne Collins	SR	F	6-0	Blacksburg, VA	5.4	3.1	.491	.461
42	Valerie Freeman	FR	F	5-11	Milledgeville, GA	1.0	1.0	.285	.142
44	Cheryl Littlejohn	FR	C	6-3	Gastonia, NC	1.9	0.6	.636	.375
45	*Tanya Haave	SR	F	6-2	Evergreen, CO	16.3	6.2	.543	.730
51	Sonya Cannon	JR	F	5-8	Maryville, TN	0.0	1.0	.000	.000
53	Amy Gamble	FR	F	5-10	Glendale, WV	0.5	1.3	.153	.000
55	*Paula Towns	SR	C	6-1	Fort Valley, GA	9.4	7.8	.532	.758

1984-85 » 22-10 » SEC CHAMPIONS/SEC TOURNAMENT CHAMPIONS/ 3RD NCAA MIDEAST REGIONAL

Starting poll position: 14th (11-18-84)
Highest 1984-85 ranking: 12th (11-26-84)
Lowest 1984-85 ranking: NR (12-16-84/2-10-85)
Final 1984-85 poll position: 13th (3-10-85)
Actual NCAA finish: Lost in Mideast Regional Semifinal

No.	Name	Year	Pos.	Ht.	Hometown	PPG	RPG	FG-Pct.	FT-Pct.
4	*Dawn Marsh	FR	G	5-6	Alcoa, TN	5.9	1.4	.496	.856
10	Pam Marr	JR	G	5-6	Winter Park, FL	2.5	1.3	.415	.170
11	*Kathy Spinks	FR	F	6-2	Forest Hills, KY	3.2	2.5	.379	.620
14	Sherry Bostic	FR	F	5-11	LaFollette, TN	1.4	1.3	.250	.857
23	*Shelley Sexton	SO	G	5-7	Lake City, TN	8.1	2.3	.462	.623
30	*Shelia Collins	SR	G	5-9	Colbert, GA	18.2	9.4	.438	.788
32	Jennifer Tuggle	FR	F	6-2	Etowah, TN	5.8	3.3	.496	.889
34	Lisa Webb	SO	F	5-9	Milledgeville, GA	11.6	6.0	.506	.636
35	Linda Ray	SR	F	5-9	Norris, TN	0.0	1.0	.000	.000
42	Valerie Freeman	SO	F	6-0	Milledgeville, GA	11.9	5.7	.494	.622
44	Cheryl Littlejohn	SO	C	6-3	Gastonia, NC	1.4	1.7	.512	.684
51	Sonya Cannon	SR	F	5-8	Maryville, TN	0.2	0.5	.000	.500
53	Amy Gamble	SO	F	5-10	Glendale, WV				
55	*Karla Horton	FR	C	6-2	Kershaw, SC	7.7	7.2	.487	.667

ALL-TIME LADY VOL TEAMS (CONTINUED)

1985-86 » 24-10 » 3RD NCAA CHAMPIONSHIPS

Starting poll position: 9th (11-12-85)
Highest 1985-86 ranking: 9th (11-12-85)
Lowest 1985-86 ranking: 15th (3-9-86)
Final 1985-86 poll position: 15th (3-9-86)
Actual NCAA finish: 3rd in nation

No.	Name	Year	Pos.	Ht.	Hometown	PPG	RPG	FG-Pct.	FT-Pct.
4	*Dawn Marsh	SO	G	5-6	Alcoa, TN	5.7	1.9	.411	.683
10	Pam Marr	SR	G	5-6	Winter Park, FL	1.7	0.9	.309	.647
11	Kathy Spinks	SO	C	6-2	Forest Hills, KY	5.7	3.6	.469	.588
12	*Sheila Frost	FR	C	6-4	Pulaski, TN	12.2	9.4	.580	.525
14	Sherry Bostic	SO	G/F	5-11	LaFollette, TN	4.5	2.4	.510	.711
23	*Shelley Sexton	JR	G	5-7	Lake City, TN	12.2	3.3	.487	.644
30	*Bridgette Gordon	FR	F	6-0	DeLand, FL	14.2	6.2	.480	.633
32	Jennifer Tuggle	SO	F	6-2	Etowah, TN	4.2	1.4	.563	.600
34	Lisa Webb	JR	F/C	5-9	Milledgeville, GA				
35	Melissa McCray	FR	G/F	5-10	Johnson City, TN	7.3	2.7	.512	.755
42	Valerie Freeman	JR	F	6-0	Milledgeville, GA				
44	Cheryl Littlejohn	JR	C	6-3	Gastonia, NC	3.1	1.8	.494	.633
51	Lesia Cecil	FR	G	5-2	Helenwood, TN	0.8	0.3	.500	.333
55	*Karla Horton	SO	C	6-2	Kershaw, SC	10.7	9.2	.497	.594

1986-87 » 28-6 » NCAA NATIONAL CHAMPIONS

Starting poll position: 3rd (11-18-86)
Highest 1986-87 ranking: 1st (three times)
Lowest 1986-87 ranking: 9th (2-16-87)
Final 1986-87 poll position: 7th (3-10-87)
Actual NCAA finish: *NCAA CHAMPIONS*

No.	Name	Year	Pos.	Ht.	Hometown	PPG	RPG	FG-Pct.	FT-Pct.
4	*Dawn Marsh	JR	G	5-6	Alcoa, TN	5.2	1.6	.484	.723
11	Kathy Spinks	JR	F/C	6-2	Forest Hills, KY	4.1	2.7	.455	.532
12	*Sheila Frost	SO	C	6-4	Pulaski, TN	11.3	6.4	.590	.598
14	Gay Townson	JR	F	5-9	Loudon, TN	0.8	0.2	.500	1.000
23	*Shelley Sexton	SR	G	5-7	Lake City, TN	8.2	2.8	.459	.689
24	Carla McGhee	FR	F	6-3	Peoria, IL	4.3	3.3	.474	.688
30	*Bridgette Gordon	SO	F	6-0	DeLand, FL	16.4	6.8	.484	.719
32	Jennifer Tuggle	RS-SO	F	6-2	Etowah, TN	2.5	1.1	.468	.571
33	Tonya Edwards	FR	G	5-10	Flint, MI	8.9	2.7	.432	.788
34	Lisa Webb	JR	F	5-9	Milledgeville, GA	4.5	2.2	.467	.769
35	Melissa McCray	SO	G/F	5-10	Johnson City, TN	5.5	2.2	.438	.743
40	Sabrina Mott	FR	G	5-9	Brentwood, TN	0.7	0.4	.000	.700
44	Cheryl Littlejohn	SR	C	6-3	Gastonia, NC	1.9	1.3	.467	.692
55	*Karla Horton	JR	F/C	6-2	Kershaw, SC	9.8	6.8	.459	.717

1987-88 » 31-3 » SEC TOURNAMENT CHAMPIONS/3RD NCAA CHAMPIONSHIPS

Starting poll position: 1st (11-23-87)
Highest 1987-88 ranking: 1st (three times)
Lowest 1987-88 ranking: 4th (2-8-88)
Final 1987-88 poll position: 1st (3-14-88)
Actual NCAA finish: 3rd in nation

No.	Name	Year	Pos.	Ht.	Hometown	PPG	RPG	FG-Pct.	FT-Pct.
4	*Dawn Marsh	SR	G	5-6	Alcoa, TN	5.7	1.9	.511	.853
11	Kathy Spinks	SR	C	6-2	Forest Hills, KY	5.5	3.1	.594	.683
12	*Sheila Frost	JR	C	6-4	Pulaski, TN	14.6	7.9	.615	.645
14	Gay Townson	JR	F	5-9	Loudon, TN				
23	Kris Durham	FR	G	5-8	Dunellen, NJ	6.5	1.4	.497	.734
24	Carla McGhee	SO	F	6-3	Peoria, IL				
30	*Bridgette Gordon	JR	F	6-0	DeLand, FL	20.8	6.8	.541	.702
32	Jennifer Tuggle	JR	F	6-2	Etowah, TN	6.0	2.8	.490	.765
33	Tonya Edwards	SO	G	5-10	Flint, MI	12.9	4.9	.456	.742
34	*Lisa Webb	SR	F	5-9	Milledgeville, GA	9.5	7.3	.477	.750
35	*Melissa McCray	JR	G/F	5-10	Morristown, TN	5.9	2.8	.401	.714
42	Pearl Moore	FR	F	6-2	Harriman, TN	4.6	3.5	.549	.487

ALL-TIME LADY VOL TEAMS (CONTINUED)

1988-89 » 35-2 » SEC TOURNAMENT CHAMPIONS/NCAA NATIONAL CHAMPIONS

Starting poll position: 1st (11-21-88)
Highest 1988-89 ranking: 1st (11-21-88/1-2-89, 3-13-89)
Lowest 1988-89 ranking: 3rd (2-13-89)
Final 1988-89 poll position: 1st (3-13-89)
Actual NCAA finish: *NCAA CHAMPIONS*

No.	Name	Year	Pos.	Ht.	Hometown	PPG	RPG	FG-Pct.	FT-Pct.
5	Regina Clark	FR	G	5-8	Saginaw, MI	5.2	2.2	.449	.682
11	*Dena Head	FR	G	5-10	Canton, MI	6.5	3.0	.443	.747
12	*Sheila Frost	SR	C	6-4	Pulaski, TN	13.7	6.7	.578	.678
23	Kris Durham	SO	G	5-8	Dunellen, NJ				
24	*Carla McGhee	SO	C/F	6-3	Peoria, IL	5.3	5.4	.528	.506
30	*Bridgette Gordon	SR	F	6-0	DeLand, FL	20.4	7.0	.535	.697
32	Daedra Charles	SO	C	6-3	Detroit, MI	9.8	6.7	.539	.567
33	Tonya Edwards	JR	G	5-10	Flint, MI	9.7	3.0	.452	.797
34	Kelli Casteel	FR	F	6-2	Maryville, TN	3.8	1.9	.698	.633
35	*Melissa McCray	SR	G	5-10	Morristown, TN	6.4	3.1	.413	.788
42	Pearl Moore	SO	C	6-2	Harriman, TN				
50	Debbie Scott	FR	F	6-1	Gallatin, TN	4.5	1.8	.486	.565
52	Debbie Hawhee	FR	F	6-1	Greeneville, TN	2.6	1.4	.404	.730

1989-90 » 27-6 » SEC CHAMPIONS/2ND NCAA EAST REGIONAL

Starting poll position: 2nd (11-20-89)
Highest 1989-90 ranking: 1st (11-27/12-4-89)
Lowest 1989-90 ranking: 7th (12-24-89)
Final 1989-90 poll position: 4th (3-12-90)
Actual NCAA finish: Lost in East Regional Final

No.	Name	Year	Pos.	Ht.	Hometown	PPG	RPG	FG-Pct.	FT-Pct.
3	Jody Adams	FR	G	5-4	Cleveland, TN	6.4	1.7	.384	.831
5	Regina Clark	SO	G	5-8	Saginaw, MI	3.0	1.4	.385	.529
11	*Dena Head	SO	G	5-10	Canton, MI	11.4	5.3	.451	.723
21	Lisa Harrison	FR	F	6-0	Louisville, KY	7.7	4.8	.467	.631
24	*Carla McGhee	JR	F/C	6-3	Peoria, IL	9.0	6.8	.484	.691
32	*Daedra Charles	JR	C	6-3	Detroit, MI	15.9	8.7	.551	.561
33	*Tonya Edwards	SR	G	5-10	Flint, MI	11.3	3.2	.426	.761
34	Kelli Casteel	SO	C	6-2	Maryville, TN	5.4	2.7	.528	.644
42	Pearl Moore	SO	C	6-2	Harriman, TN	1.1	1.9	.333	.500
44	Melissa Smith	FR	F/C	6-2	Schofield, WI	1.4	1.2	.368	.500
50	*Debbie Scott	SO	F	6-0	Gallatin, TN	5.0	2.0	.468	.654
52	Debbie Hawhee	SO	F	6-1	Greeneville, TN	4.0	1.9	.535	.742

1990-91 » 30-5 » NCAA NATIONAL CHAMPIONS

Starting poll position: 6th (11-19-90)
Highest 1990-91 ranking: 2nd (1-15-91)
Lowest 1990-91 ranking: 10th (12-11-90)
Final 1990-91 poll position: 4th (3-12-91)
Actual NCAA finish: *NCAA CHAMPIONS*

No.	Name	Year	Pos.	Ht.	Hometown	PPG	RPG	FG-Pct.	FT-Pct.
3	*Jody Adams	SO	G	5-4	Cleveland, TN	8.5	2.3	.460	.769
5	Regina Clark	JR	G	5-8	Saginaw, MI	3.0	0.9	.390	.656
11	*Dena Head	JR	G	5-10	Canton, MI	13.1	5.7	.505	.713
15	Marlene Jeter	SO	C	6-0	Carlisle, SC	3.7	2.4	.414	.606
20	Peggy Evans	FR	C	6-0	Detroit, MI	8.5	5.7	.537	.744
21	*Lisa Harrison	SO	F	6-0	Louisville, KY	7.6	5.7	.397	.508
32	*Daedra Charles	SR	C	6-3	Detroit, MI	17.3	9.2	.561	.585
33	Nikki Caldwell	FR	G	5-10	Oak Ridge, TN	8.6	1.6	.393	.657
34	*Kelli Casteel	JR	C	6-2	Maryville, TN	7.9	4.1	.525	.672
50	Tamara Carver	FR	G	5-6	Cosby, TN	1.0	0.3	.500	.000
52	Debbie Hawhee	JR	F	6-1	Greeneville, TN	3.0	1.9	.404	.548

ALL-TIME LADY VOL TEAMS (CONTINUED)

1991-92 » 28-3 » SEC TOURNAMENT CHAMPIONS/3RD NCAA MIDEAST REGIONAL

Starting poll position: 1st (11-19-91)
Highest 1991-92 ranking: 1st (four times)
Lowest 1991-92 ranking: 4th (2-3-92)
Final 1991-92 poll position: 2nd (3-16-92)
Actual NCAA finish: Lost in Mideast Regional Semifinal

No.	Name	Year	Pos.	Ht.	Hometown	PPG	RPG	FG-Pct.	FT-Pct.
3	*Jody Adams	JR	G	5-5	Cleveland, TN	5.6	1.4	.426	.833
5	Regina Clark	SR	G	5-9	Saginaw, MI	2.3	0.6	.303	.619
10	Tiffany Woosley	FR	G	5-6	Tullahoma, TN	8.9	2.1	.424	.794
11	*Dena Head	SR	G	5-11	Canton, MI	13.7	5.2	.487	.716
15	Marlene Jeter	JR	F/C	5-11	Carlisle, SC	2.0	1.5	.250	.857
20	*Peggy Evans	SO	F	6-0	Detroit, MI	14.8	6.5	.531	.573
21	Lisa Harrison	JR	F	6-0	Louisville, KY	5.6	5.2	.393	.727
23	*Nikki McCray	SO	F	5-11	Collierville, TN	6.9	3.7	.500	.736
24	Vonda Ward	FR	C	6-6	Northfield, OH	5.5	3.8	.491	.652
33	Nikki Caldwell	SO	G	5-11	Oak Ridge, TN	3.7	2.2	.314	.659
34	*Kelli Casteel	SR	C	6-2	Maryville, TN	8.8	4.7	.511	.700
42	Rochone Dilligard	FR	F/C	6-1	Lebanon, TN	2.1	1.4	.500	.417
52	Debbie Hawhee	SR	F	6-1	Greeneville, TN	1.9	1.6	.310	.800
53	Dana Johnson	FR	C	6-2	Baltimore, MD	7.8	5.6	.479	.576

1992-93 » 29-3 » SEC CHAMPIONS/2ND NCAA MIDEAST REGIONAL

Starting poll position: 2nd (11-30-92)
Highest 1992-93 ranking: 1st (nine times)
Lowest 1992-93 ranking: 2nd (3-16-93)
Final 1992-93 poll position: 2nd (3-16-93)
Actual NCAA finish: Lost in Mideast Regional Final

No.	Name	Year	Pos.	Ht.	Hometown	PPG	RPG	FG-Pct.	FT-Pct.
3	Jody Adams	SR	G	5-5	Cleveland, TN	3.6	0.8	.357	.500
5	Latina Davis	FR	G	5-6	Winchester, TN	6.0	3.1	.362	.740
10	*Tiffany Woosley	SO	G	5-6	Shelbyville, TN	11.5	2.4	.370	.827
20	*Peggy Evans	JR	C	6-0	Detroit, MI	11.4	6.2	.463	.639
21	*Lisa Harrison	SR	F	6-0	Louisville, KY	14.0	9.4	.468	.621
23	*Nikki McCray	JR	F	5-11	Collierville, TN	10.9	4.5	.465	.722
24	*Vonda Ward	SO	C	6-6	Northfield, OH	8.9	7.8	.449	.678
33	Nikki Caldwell	JR	G	5-11	Oak Ridge, TN	5.3	2.3	.322	.722
42	Rochone Dilligard	SO	F/C	6-1	Lebanon, TN	2.2	2.1	.500	.455
44	Michelle Johnson	FR	F	6-0	Shelbyville, TN	1.5	1.4	.250	.706
53	Dana Johnson	SO	C	6-2	Baltimore, MD	10.9	5.7	.534	.587

1993-94 » 31-2 » SEC CHAMPIONS/SEC TOURNAMENT CHAMPIONS/ 3RD NCAA MIDEAST REGIONAL

Starting poll position: 1st (11-16-93)
Highest 1993-94 ranking: 1st (14 times)
Lowest 1993-94 ranking: 2nd (three times)
Final 1993-94 poll position: 1st (3-14-94)
Actual NCAA finish: Lost in Mideast Regional Semifinal

No.	Name	Year	Pos.	Ht.	Hometown	PPG	RPG	FG-Pct.	FT-Pct.
3	Michelle Marciniak	SO	G	5-9	Macungie, PA	6.2	1.8	.405	.688
5	Latina Davis	SO	G	5-6	Winchester, TN	7.7	3.5	.485	.879
10	*Tiffany Woosley	JR	G	5-6	Shelbyville, TN	11.9	2.0	.453	.880
23	*Nikki McCray	JR	F	5-11	Collierville, TN	16.3	7.0	.506	.703
24	*Vonda Ward	JR	C	6-6	Northfield, OH	8.4	6.5	.438	.703
25	Tanika Smith	FR	G	5-8	Knoxville, TN	0.7	1.2	.278	.647
33	*Nikki Caldwell	SR	G	5-11	Oak Ridge, TN	5.7	2.8	.345	.743
42	Rochone Dilligard	JR	F/C	6-1	Lebanon, TN	2.5	1.6	.424	.645
44	Pashen Thompson	FR	F	6-1	Philadelphia, MS	5.8	5.6	.441	.733
52	Abby Conklin	FR	F	6-3	Charlestown, IN	4.8	2.3	.496	.775
53	*Dana Johnson	JR	C	6-2	Baltimore, MD	13.8	7.3	.546	.637

ALL-TIME LADY VOL TEAMS (CONTINUED)

1994-95 » 34-3 » SEC CHAMPIONS/2ND NCAA CHAMPIONSHIPS

Starting poll position: 1st (11-21-94)
Highest 1994-95 ranking: 1st (8 times)
Lowest 1994-95 ranking: 3rd (one time)
Final 1994-95 poll position: 3rd (3-13-95)
Actual NCAA finish: 2nd in nation

No.	Name	Year	Pos.	Ht.	Hometown	PPG	RPG	FG-Pct.	FT-Pct.
00	Michelle Johnson	JR	F	6-0	Shelbyville, TN	3.9	3.5	.454	.706
3	*Michelle Marciniak	JR	G	5-9	Macungie, PA	10.8	2.7	.444	.729
4	Tiffani Johnson	FR	C	6-4	Charlotte, NC	9.0	6.5	.512	.741
5	*Latina Davis	JR	G	5-6	Winchester, TN	10.4	4.4	.444	.802
10	Tiffany Woosley	SR	G	5-6	Shelbyville, TN	7.4	2.6	.308	.556
11	Laurie Milligan	FR	G	5-8	Tigard, OR	2.9	1.0	.353	.661
23	*Nikki McCray	SR	F	5-11	Collierville, TN	15.2	5.9	.492	.680
24	Vonda Ward	SR	C	6-6	Northfield, OH	3.9	4.0	.458	.662
25	Tanika Smith	SO	G	5-8	Knoxville, TN	1.0	0.4	.353	.667
31	Brynae Laxton	FR	F	6-0	Oneida, TN				
44	*Pashen Thompson	SO	F	6-1	Philadelphia, MS	6.2	5.5	.578	.839
52	Abby Conklin	SO	F	6-3	Charlestown, IN	5.9	2.9	.355	.882
53	*Dana Johnson	SR	C	6-2	Baltimore, MD	15.6	7.8	.616	.717

1995-96 » 32-4 » SEC TOURNAMENT CHAMPIONS/NCAA NATIONAL CHAMPIONS

Starting poll position: 6th (11-19-95)
Highest 1995-96 ranking: 2nd (twice)
Lowest 1995-96 ranking: 6th (three times)
Final 1995-96 poll position: 4th (3-11-96)
Actual NCAA finish: *NCAA CHAMPIONS*

No.	Name	Year	Pos.	Ht.	Hometown	PPG	RPG	FG-Pct.	FT-Pct.
3	*Michelle Marciniak	SR	G	5-9	Macungie, PA	11.6	3.0	.439	.795
4	Tiffani Johnson	SO	C	6-4	Charlotte, NC	7.5	6.3	.487	.618
5	*Latina Davis	SR	G	5-6	Winchester, TN	12.5	4.9	.499	.709
10	Kim Smallwood	FR	F/C	5-10	Richmond, TX	2.1	1.4	.432	.550
11	Laurie Milligan	SO	G	5-8	Tigard, OR	1.7	0.7	.375	.640
13	Misty Greene	FR	G/F	5-9	Decatur, TN	0.9	0.5	.192	.000
14	Kellie Jolly	FR	G	5-10	Sparta, TN	4.2	1.2	.431	.694
23	*Chamique Holdsclaw	FR	F/C	6-2	Astoria, NY	16.2	9.1	.468	.713
31	Brynae Laxton	FR	F	6-0	Oneida, TN	4.2	2.6	.359	.704
44	*Pashen Thompson	JR	C	6-1	Philadelphia, MS	9.1	7.2	.527	.711
52	*Abby Conklin	JR	F	6-3	Charlestown, IN	11.6	5.5	.453	.712

1996-97 » 29-10 » NCAA NATIONAL CHAMPIONS

Starting poll position: 4th (11-11-96)
Highest 1996-97 ranking: 3rd (11-18-96)
Lowest 1996-97 ranking: 11th (3-3-97)
Final 1996-97 poll position: 10th (3-10-97)
Actual NCAA finish: *NCAA CHAMPIONS*

No.	Name	Year	Pos.	Ht.	Hometown	PPG	RPG	FG-Pct.	FT-Pct.
3	Niya Butts	FR	G	6-0	Americus, GA	2.5	1.3	.406	.676
4	Tiffani Johnson	JR	C	6-4	Charlotte, NC	10.0	7.4	.532	.705
5	*Kyra Elzy	FR	G/F	6-1	LaGrange, KY	5.8	3.5	.363	.569
11	Laurie Milligan	JR	G	5-8	Tigard, OR	8.3	2.3	.359	.868
13	Misty Greene	SO	G/F	5-9	Decatur, TN	5.8	1.4	.385	.839
14	*Kellie Jolly	SO	G	5-10	Sparta, TN	8.4	1.9	.409	.750
23	*Chamique Holdsclaw	SO	F	6-2	Astoria, NY	16.2	9.4	.498	.667
31	Brynae Laxton	SO	F	6-0	Oneida, TN	2.9	2.1	.344	.526
34	LaShonda Stephens	FR	C	6-3	Woodstock, GA	2.4	1.5	.380	.696
44	*Pashen Thompson	SR	C	6-1	Philadelphia, MS	8.1	6.5	.522	.758
52	*Abby Conklin	SR	F	6-3	Charlestown, IN	11.7	4.8	.439	.835

ALL-TIME LADY VOL TEAMS (CONTINUED)

■ 1997-98 » 39-0 » SEC CHAMPIONS/SEC TOURNAMENT CHAMPIONS/ NCAA NATIONAL CHAMPIONS

Starting poll position: 1st (11-10-97)
Highest 1997-98 ranking: 1st (all 18 polls)
Lowest 1997-98 ranking: 1st (all 18 polls)
Final 1997-98 poll position: 1st (3-9-98)
Actual NCAA finish: *NCAA CHAMPIONS*

No.	Name	Year	Pos.	Ht.	Hometown	PPG	RPG	FG-Pct.	FT-Pct.
3	Niya Butts	SO	G	6-0	Americus, GA	1.8	1.1	.415	.457
5	Kyra Elzy	SO	G/F	6-1	LaGrange, KY	7.0	4.0	.408	.686
11	Laurie Milligan	SR	G	5-8	Tigard, OR	2.0	0.4	.429	.571
13	Misty Greene	JR	G/F	5-9	Decatur, TN	2.0	1.2	.289	.857
14	*Kellie Jolly	JR	G	5-10	Sparta, TN	7.6	2.3	.463	.843
21	*Semeka Randall	FR	G	5-10	Cleveland, OH	15.9	5.3	.487	.728
23	*Chamique Holdsclaw	JR	F	6-2	Astoria, NY	23.5	8.4	.546	.765
24	*Tamika Catchings	FR	F	6-1	Duncanville, TX	18.2	8.0	.537	.760
31	Brynae Laxton	JR	F	6-0	Oneida, TN	1.2	1.9	.279	.400
33	Kristen "Ace" Clement	FR	G	5-11	Broomall, PA	5.6	2.2	.421	.644
34	*LaShonda Stephens	SO	C	6-3	Woodstock, GA	4.0	3.4	.308	.587
40	Teresa Geter	FR	C	6-3	Columbia, SC	6.3	4.8	.547	.623

■ 1998-99 » 31-3 » SEC CHAMPIONS/SEC TOURNAMENT CHAMPIONS/ 2ND NCAA EAST REGIONAL

Starting poll position: 1st (11-9-98)
Highest 1998-99 ranking: 1st (seven times)
Lowest 1998-99 ranking: 4th (11-16-98)
Final 1998-99 poll position: 2nd (3-8-99)
Actual NCAA finish: Lost in East Regional Final

No.	Name	Year	Pos.	Ht.	Hometown	PPG	RPG	FG-Pct.	FT-Pct.
00	*Michelle Snow	FR	C	6-5	Pensacola, FL	8.5	6.4	.600	.519
3	Niya Butts	JR	F	6-0	Americus, GA	2.9	1.4	.615	.595
5	Kyra Elzy	JR	G/F	6-1	LaGrange, KY				
11	Amanda Canon	FR	G	5-11	Shelbyville, TN	0.7	0.4	.188	.600
14	*Kellie Jolly	SR	G	5-10	Sparta, TN	7.5	2.3	.449	.704
21	*Semeka Randall	SO	G	5-10	Cleveland, OH	14.1	4.8	.512	.590
23	*Chamique Holdsclaw	SR	F	6-2	Astoria, NY	21.3	8.1	.519	.707
24	*Tamika Catchings	SO	F	6-1	Duncanville, TX	16.6	7.3	.512	.775
31	Sarah Edwards	FR	F	5-11	Sevierville, TN	2.3	0.6	.684	.727
33	Kristen "Ace" Clement	SO	G	5-11	Broomall, PA	7.6	2.0	.461	.688
40	Teresa Geter	SO	C	6-3	Columbia, SC	5.9	4.7	.453	.816
50	Shalon Pillow	FR	C	6-3	Addyston, OH	3.0	1.7	.640	.519

■ 1999-00 » 33-4 » SEC CHAMPIONS/SEC TOURNAMENT CHAMPIONS/ 2ND NCAA CHAMPIONSHIPS

Starting poll position: 2nd (11-9-99)
Highest 1999-2000 ranking: 2nd (fourteen times)
Lowest 1999-2000 ranking: 5th (two times)
Final 1999-2000 poll position: 2nd (3-13-2000)
Actual NCAA finish: 2nd in nation

No.	Name	Year	Pos.	Ht.	Hometown	PPG	RPG	FG-Pct.	FT-Pct.
00	*Michelle Snow	SO	C	6-5	Pensacola, FL	11.8	6.3	.555	.629
3	Niya Butts	SR	F	6-0	Americus, GA	2.1	1.0	.846	.500
5	Kyra Elzy	SR*	G-F	6-1	LaGrange, KY	3.1	2.6	.367	.492
10	April McDivitt	FR	G	5-7	Connersville, IN	4.6	1.2	.397	.723
11	Amanda Canon	SO	F	5-11	Shelbyville, TN	1.0	0.1	.500	.750
12	Tasheika Morris	FR	F	6-0	Huntsville, AL	2.2	0.8	.353	.600
13	Gwen Jackson	FR	C-F	6-2	Eufaula, AL	5.5	4.5	.458	.637
20	*Kara Lawson	FR	G-F	5-9	Alexandria, VA	13.6	4.1	.458	.817
21	*Semeka Randall	JR	G	5-10	Cleveland, OH	14.0	5.3	.418	.785
24	*Tamika Catchings	JR	F	6-1	Duncanville, TX	15.7	7.9	.475	.767
31	Sarah Edwards	SO	G	5-11	Sevierville, TN	1.2	0.2	.231	1.000
33	*Kristen "Ace" Clement	JR	G	5-11	Broomall, PA	5.6	3.0	.356	.620
34	LaShonda Stephens	SR*	C	6-3	Woodstock, GA	1.0	0.9	.286	.429
50	Shalon Pillow	SO	C	6-3	Addyston, OH	2.6	1.7	.596	.600

ALL-TIME LADY VOL TEAMS (CONTINUED)

2000-01 » 31-3 » SEC CHAMPIONS/3RD NCAA MIDEAST REGIONAL

Starting poll position: 2nd (11-6-00)
Highest 2000-01 ranking: 1st (two times)
Lowest 2000-01 ranking: 3rd (four times)
Final 2000-01 poll position: 3rd (3-11-2000)
Actual NCAA finish: Lost in Mideast Regional Semifinal

No.	Name	Year	Pos.	Ht.	Hometown	PPG	RPG	FG-Pct.	FT-Pct.
00	*Michelle Snow	JR	C	6-5	Pensacola, FL	11.1	6.8	.572	.608
3	Tasha Butts	FR	G	5-11	Milledgeville, GA	4.7	2.0	.427	.766
4	LaToya Davis	FR	F	6-0	Forsyth, GA	2.9	1.5	.383	.455
5	Kyra Elzy	RS-SR	G-F	6-1	LaGrange, KY	2.0	1.7	.435	.571
10	April McDivitt	SO	G	5-7	Connersville, IN	5.4	1.6	.432	.794
11	Amanda Canon	JR	F	5-11	Shelbyville, TN	1.5	0.1	.200	.900
13	Gwen Jackson	SO	C-F	6-2	Eufaula, AL	11.7	6.3	.486	.788
20	*Kara Lawson	SO	G-F	5-9	Alexandria, VA	11.4	3.5	.433	.857
21	*Semeka Randall	SR	G	5-10	Cleveland, OH	10.3	5.0	.417	.713
24	*Tamika Catchings	SR	F	6-1	Duncanville, TX	15.2	8.8	.477	.806
31	Sarah Edwards	JR	G	5-11	Sevierville, TN	0.3	0.1	.500	.000
33	*Kristen "Ace" Clement	SR	G	5-11	Broomall, PA	4.5	2.4	.385	.643
42	Courtney McDaniel	FR	C-F	6-1	Bristol, TN	3.3	2.2	.571	.615
43	Ashley Robinson	FR	C	6-5	Grand Prairie, TX	8.9	5.3	.492	.515
50	Shalon Pillow	JR	C	6-3	Addyston, OH	3.0	1.8	.537	.692

2001-02 » 29-5 » SEC CHAMPIONS/3RD NCAA CHAMPIONSHIPS

Starting poll position: 2nd (11-5-01)
Highest 2001-02 ranking: 2nd (12 times)
Lowest 2001-02 ranking: 6th (two times)
Final 2001-02 poll position: 6th (3-11-2002)
Actual NCAA finish: 3rd in nation

No.	Name	Year	Pos.	Ht.	Hometown	PPG	RPG	FG-Pct.	FT-Pct.
00	*Michelle Snow	SR	C	6-5	Pensacola, FL	12.3	6.5	.503	.753
3	Tasha Butts	SO	G	5-11	Milledgeville, GA	4.3	3.0	.294	.745
4	LaToya Davis	SO	F	6-0	Forsyth, GA	3.9	1.9	.440	.667
10	*April McDivitt	JR	G	5-7	Connersville, IN	4.9	1.6	.405	.692
11	Amanda Canon	SR	F	5-11	Shelbyville, TN	0.2	1.0	.000	.333
13	*Gwen Jackson	JR	F	6-2	Eufaula, AL	10.5	6.2	.471	.800
14	Michelle Muñoz	FR	F	6-1	Mason, OH	3.7	2.0	.581	.806
20	*Kara Lawson	JR	G	5-9	Alexandria, VA	15.1	4.9	.466	.835
21	Loree Moore	FR	G	5-9	Carson, CA	5.7	2.7	.467	.694
25	Brittany Jackson	FR	G-F	6-0	Cleveland, TN	6.5	2.1	.392	.745
33	Ashley Robinson	SO	C	6-5	Grand Prairie, TX	4.7	2.6	.382	.529
42	Courtney McDaniel	SO	C-F	6-1	Bristol, TN	3.3	3.0	.402	.618
43	*Shyra Ely	FR	F	6-2	Indianapolis, IN	9.3	5.4	.490	.585
50	Shalon Pillow	SR	C	6-3	Addyston, OH	2.0	0.8	.545	.688

2002-03 » 33-5 » SEC CHAMPIONS/2ND NCAA CHAMPIONSHIPS

Starting poll position: 2nd (11-11-02)
Highest 2002-03 ranking: 2nd (two times)
Lowest 2002-03 ranking: 5th (four times)
Final 2002-03 poll position: 4th (3-17-03)
Actual NCAA finish: 2nd in nation

No.	Name	Year	Pos.	Ht.	Hometown	PPG	RPG	FG-Pct.	FT-Pct.
3	*Tasha Butts	JR	G	5-11	Milledgeville, GA	6.3	4.8	.355	.795
4	LaToya Davis	JR	F	6-0	Forsyth, GA	2.2	1.7	.467	.692
5	Shanna Zolman	FR	G	5-10	Syracuse, IN	7.5	2.1	.419	.892
13	*Gwen Jackson	SR	F	6-2	Eufaula, AL	16.1	6.2	.572	.756
20	*Kara Lawson	SR	G	5-8	Alexandria, VA	14.4	4.9	.469	.884
21	*Loree Moore	SO	G	5-9	Lakewood, CA	6.4	3.4	.470	.612
25	Brittany Jackson	SO	F	6-0	Cleveland, TN	5.7	1.4	.356	.736
33	*Ashley Robinson	JR	C	6-5	Grand Prairie, TX	5.8	5.4	.418	.392
42	Courtney McDaniel	JR	F	6-1	Bristol, TN	4.3	3.0	.594	.724
43	Shyra Ely	SO	F	6-2	Indianapolis, IN	9.8	6.6	.495	.713
50	Tye'sha Fluker	FR	C	6-5	Pasadena, CA	3.1	2.5	.400	.571

ALL-TIME LADY VOL TEAMS (CONTINUED)

2003-04 » 31-4 » SEC CHAMPIONS/2ND NCAA CHAMPIONSHIPS

Starting poll position: 4th (11-3-03)
Highest 2003-04 ranking: 1st (two times)
Lowest 2003-04 ranking: 5th (four times)
Final 2003-04 poll position: 2nd (3-29-04)
Actual NCAA finish: 2nd in nation

No.	Name	Year	Pos.	Ht.	Hometown	PPG	RPG	FG-Pct.	FT-Pct.
1	Sidney Spencer	FR	F	6-3	Hoover, AL	5.5	3.5	.436	.786
3	*Tasha Butts	SR	G	5-11	Milledgeville, GA	10.4	5.4	.408	.818
4	*LaToya Davis	SR	F	6-0	Forsyth, GA	5.1	3.2	.463	.794
5	*Shanna Zolman	SO	G	5-10	Syracuse, IN	12.3	2.8	.437	.957
13	Dominique Redding	FR	F	6-1	Clearwater, FL	1.9	0.9	.429	.500
21	Loree Moore	JR	G	5-9	Lakewood, CA	7.9	5.5	.460	.529
25	Brittany Jackson	JR	F	6-0	Cleveland, TN	7.3	1.9	.393	.824
33	*Ashley Robinson	SR	C	6-5	Grand Prairie, TX	8.1	6.4	.486	.396
42	Courtney McDaniel	SR	F	6-1	Bristol, TN	2.3	2.2	.462	.765
43	*Shyra Ely	JR	F	6-2	Indianapolis, IN	14.5	8.0	.481	.678
50	Tye'sha Fluker	SO	C	6-5	Pasadena, CA	5.4	3.1	.484	.630

2004-05 » 30-5 » SEC TOURNAMENT CHAMPIONS/3RD NCAA CHAMPIONSHIPS

Starting poll position: 1st (11-8-04)
Highest 2004-05 ranking: 1st (four times)
Lowest 2004-05 ranking: 10th (1-3-05)
Final 2004-05 poll position: 3rd (3-28-05)
Actual NCAA finish: 3rd in nation

No.	Name	Year	Pos.	Ht.	Hometown	PPG	RPG	FG-Pct.	FT-Pct.
1	Sidney Spencer	SO	F	6-3	Hoover, AL	5.2	4.0	.392	.800
3	Candace Parker	FR	F	6-4	Naperville, IL				
5	*Shanna Zolman	JR	G	5-10	Syracuse, IN	12.5	2.3	.441	.862
12	Abby Canon	FR	G	5-10	Shelbyville, TN	0.0	0.1	.000	.000
13	Dominique Redding	SO	F	6-1	Clearwater, FL	4.0	1.6	.412	.816
14	*Alexis Hornbuckle	FR	G	5-11	Charleston, WV	8.6	5.4	.444	.606
15	Sa'de Wiley-Gatewood	FR	G	5-9	Pomona, CA	3.9	1.5	.366	.917
21	*Loree Moore	SR	G	5-9	Lakewood, CA	5.1	4.6	.337	.742
25	Brittany Jackson	SR	F	6-0	Cleveland, TN	8.3	2.1	.342	.810
31	Aubrey Guastalli	SR	G	5-6	Westwood, MA	0.0	0.1	.000	.000
33	Sybil Dosty	FR	C	6-3	Tucson, AZ	2.5	2.4	.565	.444
43	*Shyra Ely	SR	F	6-2	Indianapolis, IN	14.4	7.0	.456	.723
44	Alex Fuller	FR	F	6-3	Shelbyville, TN				
50	Tye'sha Fluker	JR	C	6-5	Pasadena, CA	7.4	5.4	.461	.641
55	*Nicky Anosike	FR	C	6-4	Staten Island, NY	6.7	6.1	.368	.657

2005-06 » 31-5 » SEC TOURNAMENT CHAMPIONS/ 2ND NCAA CLEVELAND REGIONAL

Starting poll position: 2nd
Highest 2005-06 ranking: 1st (nine times)
Lowest 2005-06 ranking: 8th (2-27-06)
Final 2005-06 poll position: 6th (3-20-06)
Actual NCAA finish: Lost in Cleveland Regional Final

No.	Name	Year	Pos.	Ht.	Hometown	PPG	RPG	FG-Pct.	FT-Pct.
1	*Sidney Spencer	JR	F	6-3	Hoover, AL	9.4	3.4	.458	.925
3	*Candace Parker	RS-FR	F	6-4	Naperville, IL	17.3	8.3	.522	.729
5	*Shanna Zolman	SR	G	5-10	Syracuse, IN	15.4	2.9	.433	.944
13	Dominique Redding	JR	F	6-1	Clearwater, FL	3.7	1.3	.362	.600
14	*Alexis Hornbuckle	SO	G	5-11	Charleston, WV	9.9	5.3	.418	.745
15	^Sa'de Wiley-Gatewood	SO	G	5-9	Pomona, CA	8.0	2.6	.333	.846
21	Lindsey Moss	FR	G	6-1	Alpharetta, GA	2.0	0.7	.352	.333
33	Sybil Dosty	SO	C	6-3	Tucson, AZ	2.9	2.9	.615	.548
44	Alex Fuller	RS-FR	F	6-3	Shelbyville, TN	2.1	2.0	.455	.733
50	Tye'sha Fluker	SR	C	6-5	Pasadena, CA	9.3	4.9	.532	.654
55	*Nicky Anosike	SO	C	6-4	Staten Island, NY	7.1	5.4	.510	.712

^left team Dec. 19, 2005

ALL-TIME LADY VOL TEAMS (CONTINUED)

2006-07 » 34-3 » SEC CHAMPIONS/NCAA NATIONAL CHAMPIONS

Starting poll position: 5th
Highest 2006-07 ranking: 2nd (twice)
Lowest 2006-07 ranking: 6th (12-4-06)
Final 2006-07 poll position: 3rd (3-12-07)
Actual NCAA finish: *NCAA CHAMPIONS*

No.	Name	Year	Pos.	Ht.	Hometown	PPG	RPG	FG-Pct.	FT-Pct.
00	*Shannon Bobbitt	JR	G	5-2	Manhattan, NY	8.7	1.6	.370	.790
1	*Sidney Spencer	SR	F	6-3	Hoover, AL	11.6	4.2	.421	.900
2	Cait McMahan	FR	G	5-4	Maryville, TN	2.4	1.2	.327	.444
3	*Candace Parker	SO	G/F/C	6-4	Naperville, IL	19.6	9.8	.529	.716
10	Elizabeth Curry	SR	G	5-6	New Virginia, IA	0.4	0.0	.200	.667
13	Dominique Redding	SR	F	6-1	Clearwater, FL	3.5	1.4	.364	.813
14	*Alexis Hornbuckle	JR	G	5-11	Charleston, WV	10.2	5.1	.440	.731
33	Alberta Auguste	JR	G/F	5-11	Marrero, LA	5.0	2.3	.434	.671
34	Nicci Moats	FR	F	6-2	Daleville, VA	0.8	0.9	.286	.300
44	Alex Fuller	SO	F/C	6-3	Shelbyville, TN	6.0	4.1	.497	.776
55	*Nicky Anosike	JR	F/C	6-4	Staten Island, NY	7.5	6.2	.427	.600

2007-08 » 36-2 » SEC TOURNAMENT CHAMPIONS/NCAA NATIONAL CHAMPIONS

Starting poll position: 1st
Highest 2007-08 ranking: 1st (seven times)
Lowest 2007-08 ranking: 3rd (seven times)
Final 2007-08 poll position: 3rd (3-18-08)
Actual NCAA finish: *NCAA CHAMPIONS*

No.	Name	Year	Pos.	Ht.	Hometown	PPG	RPG	FG-Pct.	FT-Pct.
00	*Shannon Bobbitt	SR	G	5-2	Manhattan, NY	9.9	2.9	.404	.810
2	Cait McMahan	SO	G	5-4	Maryville, TN				
3	*Candace Parker	JR	F/G/C	6-4	Naperville, IL	21.3	8.5	.536	.698
5	*Angie Bjorklund	FR	F/G	6-0	Spokane Valley, WA	8.4	3.2	.386	.870
14	*Alexis Hornbuckle	SR	G	5-11	Charleston, WV	9.9	5.5	.443	.671
20	Sydney Smallbone	FR	G	5-10	Granger, IN	2.9	1.1	.314	.302
21	Vicki Baugh	FR	F/C	6-4	Sacramento, CA	5.3	4.0	.552	.778
33	Alberta Auguste	SR	G/F	5-11	Marrero, LA	5.3	2.9	.368	.622
44	Alex Fuller	JR	F/C	6-3	Shelbyville, TN	6.1	3.1	.473	.744
52	Kelley Cain	FR	C	6-6	Atlanta, GA				
55	*Nicky Anosike	SR	F/C	6-4	Staten Island, NY	8.8	7.3	.456	.625

2008-09 » 22-11 » NCAA FIRST ROUND

Starting poll position: 5th
Highest 2008-09 ranking: 5th (11-17-08)
Lowest 2008-09 ranking: 19th (3-2-09)
Final 2008-09 poll position: 18th (3-16-09)
Actual NCAA finish: Lost in First Round

No.	Name	Year	Pos.	Ht.	Hometown	PPG	RPG	FG-Pct.	FT-Pct.
1	Briana Bass	FR	G	5-2	Indianapolis, IN	3.9	1.3	.298	.761
2	Cait McMahan	RS-SO	G	5-4	Maryville, TN	4.4	1.3	.412	.786
5	*Angie Bjorklund	SO	G/F	6-0	Spokane Valley, WA	12.3	3.0	.382	.792
10	Amber Gray	FR	F	6-1	West Chester, OH	2.7	1.9	.459	.714
15	Alicia Manning	FR	F	6-1	Woodstock, GA	3.5	2.6	.402	.594
20	Sydney Smallbone	SO	G	5-10	Granger, IN	3.1	1.0	.344	.833
21	Vicki Baugh	SO	F	6-4	Sacramento, CA	6.5	7.3	.456	.613
25	*Glory Johnson	FR	F	6-3	Knoxville, TN	10.2	7.2	.404	.616
33	Alyssia Brewer	FR	F	6-3	Sapulpa, OK	5.9	4.3	.410	.608
40	*Shekinna Stricklen	FR	G/F	6-2	Morrilton, AR	13.3	5.9	.390	.761
44	*Alex Fuller	SR	F/C	6-3	Shelbyville, TN	7.5	5.9	.432	.754
52	*Kelley Cain	RS-FR	C	6-6	Atlanta, GA	8.2	5.3	.618	.418

ALL-TIME LADY VOL TEAMS (CONTINUED)

2009-10 » 32-3 » SEC CHAMPIONS/SEC TOURNAMENT CHAMPIONS/ 3RD NCAA MEMPHIS REGIONAL

Starting poll position: 6th (11-16-09)
Highest 2009-10 ranking: 3rd (twice)
Lowest 2009-10 ranking: 6th (three times)
Final 2009-10 poll position: 3rd (3-15-10)
Actual NCAA finish: Lost in Memphis Regional Semifinal

No.	Name	Year	Pos.	Ht.	Hometown	PPG	RPG	FG-Pct.	FT-Pct.
1	Briana Bass	SO	G	5-2	Indianapolis, IN	1.2	0.7	.262	.889
4	Kamiko Williams	FR	G	5-11	Clarksville, TN	4.0	1.9	.423	.741
5	*Angie Bjorklund	JR	G/F	6-0	Spokane Valley, WA	13.9	2.7	.417	.744
10	Amber Gray	SO	F	6-1	West Chester, OH				
13	Taber Spani	FR	G	6-1	Lee's Summit, MO	5.8	2.7	.413	.757
15	*Alicia Manning	SO	F	6-1	Woodstock, GA	5.4	5.1	.435	.655
20	Sydney Smallbone	JR	G	5-10	Granger, IN	2.3	0.6	.405	.800
21	Vicki Baugh	JR	F	6-4	Sacramento, CA				
25	Glory Johnson	SO	F	6-3	Knoxville, TN	10.1	7.7	.458	.648
33	*Alyssia Brewer	SO	F	6-3	Sapulpa, OK	10.2	5.9	.538	.593
34	Faith Dupree	FR	F/C	6-3	Knoxville, TN				
40	*Shekinna Stricklen	SO	G/F	6-2	Morrilton, AR	12.7	6.1	.440	.824
52	*Kelley Cain	RS-SO	C	6-6	Atlanta, GA	10.5	7.7	.607	.417

2010-11 » 34-3 » SEC CHAMPIONS/SEC TOURNAMENT CHAMPIONS/ 3RD NCAA DAYTON REGIONAL

Starting poll position: 4th (11-1-10)
Highest 2010-11 ranking: 4th (12 weeks)
Lowest 2010-11 ranking: 9th (11-29-10)
Final 2010-11 poll position: 4th (3-7-11)
Actual NCAA finish: Lost in Dayton Regional Final

No.	Name	Year	Pos.	Ht.	Hometown	PPG	RPG	FG-Pct.	FT-Pct.
1	Briana Bass	JR	G	5-2	Indianapolis, IN	1.0	0.5	.240	.875
4	Kamiko Williams	SO	G	5-11	Clarksville, TN	6.8	3.2	.465	.700
5	*Angie Bjorklund	SR	G/F	6-0	Spokane Valley, WA	10.3	2.6	.435	.760
10	Meighan Simmons	FR	G	5-9	Cibolo, TX	13..5	2.7	.418	.740
12	Lauren Avant	FR	G	5-9	Memphis, TN	2.6	1.3	.394	.568
13	Taber Spani	SO	G	6-1	Lee's Summit, MO	8.0	4.1	.432	.800
15	*Alicia Manning	JR	F	6-1	Woodstock, GA	4.9	4.1	.478	.768
20	Sydney Smallbone	SR	G	5-10	Granger, IN	1.4	0.8	.357	.750
21	Vicki Baugh	RS-JR	F	6-4	Sacramento, CA	3.6	3.2	.493	.760
25	Glory Johnson	JR	F	6-3	Knoxville, TN	12.0	9.7	.534	.586
33	*Alyssia Brewer	JR	F	6-3	Sapulpa, OK	2.9	2.6	.411	.458
40	*Shekinna Stricklen	JR	G/F	6-2	Morrilton, AR	12.8	7.3	.489	.757
52	*Kelley Cain	RS-JR	C	6-6	Atlanta, GA	7.0	5.4	.594	.474

2011-12 » 27-9 » SEC TOURNAMENT CHAMPIONS/ 2ND NCAA DES MOINES REGIONAL

Starting poll position: 3rd (10-31-11)
Highest 2011-12 ranking: 3rd (3 weeks)
Lowest 2011-12 ranking: 13th (2-13 & 2-27-12)
Final 2011-12 poll position: 9th (3-5-12)
Actual NCAA finish: Lost in Des Moines Regional Final

No.	Name	Year	Pos.	Ht.	Hometown	PPG	RPG	FG-Pct.	FT-Pct.
1	*Briana Bass	SR	G	5-2	Indianapolis, IN	2.0	0.6	.316	.857
4	Kamiko Williams	JR	G	5-11	Clarksville, TN	2.8	1.8	.413	.909
5	Ariel Massengale	FR	PG	5-6	Bolingbrook, IL	7.4	2.3	.387	.776
10	Meighan Simmons	SO	G	5-9	Cibolo, TX	11.1	2.3	.375	.735
11	Cierra Burdick	FR	F	6-2	Charlotte, NC	4.6	2.8	.463	.761
13	Taber Spani	JR	G	6-1	Lee's Summit, MO	6.6	2.6	.372	.767
15	*Alicia Manning	SR	F	6-1	Woodstock, GA	3.9	3.9	.414	.680
20	Isabelle Harrison	FR	F/C	6-3	Nashville, TN	3.3	2.7	.367	.621
21	*Vicki Baugh	RS-SR	F/C	6-4	Sacramento, CA	7.5	6.7	.577	.708
25	*Glory Johnson	SR	F	6-3	Knoxville, TN	14.2	9.9	.538	.636
40	*Shekinna Stricklen	SR	G/F	6-2	Morrilton, AR	15.4	6.6	.434	.737

ALL-TIME LADY VOL TEAMS (CONTINUED)

2012-13 » 27-8 » SEC CHAMPIONS/2ND NCAA OKLAHOMA CITY REGIONAL

Starting poll position: 20th (11-5-12)
Highest 2012-13 ranking: 8th (2-25-13)
Lowest 2012-13 ranking: 24th (11-12-12)
Final 2012-13 poll position: 10th (3-18-13)
Actual NCAA finish: Lost in Oklahoma City Regional Final

No.	Name	Year	Pos.	Ht.	Hometown	PPG	RPG	FG-Pct.	FT-Pct.
1	Jasmine Phillips	SO	G	5-10	Hartsville, SC	1.9	0.9	.429	.833
2	Jasmine Jones	FR	F	6-2	Madison, AL	4.7	3.9	.445	.596
4	*Kamiko Williams	SR	G	5-11	Clarksville, TN	7.4	4.2	.505	.700
5	*Ariel Massengale	SO	PG	5-6	Bolingbrook, IL	7.9	2.6	.371	.778
10	*Meighan Simmons	JR	G	5-9	Cibolo, TX	16.8	3.6	.412	.851
11	Cierra Burdick	SO	F	6-2	Charlotte, NC	8.4	6.6	.453	.766
12	*Bashaara Graves	FR	F/C	6-2	Clarksville, TN	13.2	8.0	.522	.701
13	*Taber Spani	SR	G/F	6-1	Lee's Summit, MO	11.1	4.5	.446	.855
14	Andraya Carter	FR	G	5-9	Flowery Branch, GA	5.3	1.6	.367	.900
20	Isabelle Harrison	SO	C	6-3	Nashville, TN	9.5	7.5	.485	.698
21	Nia Moore	FR	C	6-3	Chicago, IL	2.8	1.9	.413	.944

2013-14 » 29-6 » SEC TOURNAMENT CHAMPIONS/ 3RD NCAA LOUISVILLE REGIONAL

Starting poll position: 4th (11-4-13)
Highest 2013-14 ranking: 3rd (11-18-13)
Lowest 2013-14 ranking: 12th (1-13-14)
Final 2013-14 poll position: 3rd (3-17-14)
Actual NCAA finish: Lost in Louisville Regional Semifinal

No.	Name	Year	Pos.	Ht.	Hometown	PPG	RPG	FG-Pct.	FT-Pct.
0	Jordan Reynolds	FR	G	5-11	Portland, OR	3.8	1.9	.380	.783
1	Nia Moore	SO	C	6-3	Chicago, IL	2.3	2.1	.500	.769
2	Jasmine Jones	SO	F	6-2	Madison, AL	4.8	3.5	.358	.655
4	Jannah Tucker	FR	G	6-0	Baltimore, MD				
5	*Ariel Massengale	JR	PG	5-7	Bolingbrook, IL	12.5	3.2	.385	.838
10	*Meighan Simmons	SR	G	5-9	Cibolo, TX	16.5	2.7	.416	.832
11	*Cierra Burdick	JR	F	6-2	Charlotte, NC	8.7	7.3	.393	.759
12	*Bashaara Graves	SO	F	6-2	Clarksville, TN	9.3	6.8	.535	.689
14	Andraya Carter	R-FR	G	5-9	Flowery Branch, GA	6.9	2.7	.457	.692
20	*Isabelle Harrison	JR	C	6-3	Nashville, TN	13.6	9.3	.577	.669
21	Mercedes Russell	FR	C	6-6	Springfield, OR	6.3	5.0	.596	.514

* - Designates Starter

Tennessee came from at least 10 down in all three games to win a league-record 17th SEC Tournament championship during the 2013-14 season.

NATIONAL CHAMPIONS
2007
NATIONAL CHAMPIONS
1998
NATIONAL CHAMPIONS
SEC TOURNAMENT CHAMPIONS
1936
1941
1943
1979
NEVER MISS A TIP-OFF WITH THE HOPPER
PROUD SUPPORTER OF THE LADY VOLS
INSTANT REPLAY
TENNESSEE
19:10

FACILITIES

THOMPSON-BOLING ARENA

The Thompson-Boling Assembly Center and Arena is one of the largest on-campus arenas in the country and a very tough place for visitors to leave with a win. The Lady Vols own a 384-28 (.932) record at the facility entering the 2014-15 season.

A mammoth structure located on the banks of the Tennessee River, it was named for B. Ray Thompson and retired UT President Edward J. Boling. The building is 448 feet long and 310 feet wide. It contains more than 411,000 square feet of floor space and more than 17 million cubic feet of space.

Following renovations in 2007, Thompson-Boling Arena has an official seating capacity of 21,678. As part of a $19 million renovation of the arena prior to the 2007-08 season, 32 luxury suites were added to the existing north balcony along with a loge area just below the suites that included 166 side court seats. A $3 million center-hung scoreboard, new black seats and several concourse refurbishments also were part of the renovation.

The enormous facility houses the Tennessee women's and men's basketball offices. The UT Ticket Office is located on the Phillip Fulmer Way level on the west end of the building.

A continuous-ring concourse encircles the building, permitting entrance to eight restrooms, six concession areas and 32 portals that lead to the arena. The playing floor level provides access to team dressing rooms, the press room and storage rooms. The distance from the playing floor to the roof is 120 feet, the equivalent of a 12-story building. The structure contains 142,000 square feet of roof area, which is approximately three and one-quarter acres.

In recent years, UT women's basketball has enjoyed a number of lengthy home winning streaks. On Dec. 28, 2003, Texas snapped a 24-game run that dated back to the 2001-02 season. A previous streak of 26 consecutive wins in the home confines ended on Jan. 5, 2002, with an 86-72 loss to Connecticut. The Lady Vols broke the NCAA homecourt winning streak record with 69 consecutive victories before Connecticut spoiled the streak with a 59-53 win in game number 70 on Jan. 6, 1996. Tennessee claimed 64 straight home SEC victories before third-ranked LSU snapped the streak with a 72-69 victory – its first ever in Knoxville – on Feb. 9, 2006. The Lady Vols took a 36-game home winning streak into the 2011-12 season before Baylor snapped it at 38 on Nov. 27. 2011.

In 1998-99, the Lady Vols played before the largest average home crowd in the history of women's collegiate basketball, as 16,565 spectators per game clicked through the turnstiles. In all, 231,915 fans viewed home games in Knoxville. During the 1997-98 season, Tennessee set several collegiate

YEARLY HOME RECORDS AT THOMPSON-BOLING ARENA

YEAR	WINS	LOSSES	PCT	ARENA	AVG. ATT.
1987-88	12	2	.857	Thompson-Boling	6,998
1988-89	15	0	1.000	Thompson-Boling	5,063
1989-90	14	1	.933	Thompson-Boling	5,682
1990-91	15	1	.938	Thompson-Boling	4,738
1991-92	14	0	1.000	Thompson-Boling	6,639*
1992-93	13	0	1.000	Thompson-Boling	6,002
1993-94	15	0	1.000	Thompson-Boling	6,542
1994-95	15	0	1.000	Thompson-Boling	8,032*
1995-96	14	1	.933	Thompson-Boling	8,042
1996-97	14	2	.875	Thompson-Boling	10,500*
1997-98	16	0	1.000	Thompson-Boling	14,969*
1998-99	14	0	1.000	Thompson-Boling	16,565*
1999-00	13	2	.867	Thompson-Boling	15,341*
2000-01	15	0	1.000	Thompson-Boling	15,510*
2001-02	12	2	.857	Thompson-Boling	14,295*
2002-03	16	0	1.000	Thompson-Boling	12,585
2003-04	12	2	.857	Thompson-Boling	14,403*
2004-05	14	1	.933	Thompson-Boling	13,449*
2005-06	12	2	.857	Thompson-Boling	15,356*
2006-07	15	1	.938	Thompson-Boling	14,678*
2007-08	14	1	.933	Thompson-Boling	15,796*
2008-09	13	2	.867	Thompson-Boling	13,999*
2009-10	17	0	1.000	Thompson-Boling	12,896*
2010-11	17	0	1.000	Thompson-Boling	12,069*
2011-12	12	3	.800	Thompson-Boling	14,414*
2012-13	16	2	.889	Thompson-Boling	11,390*
2013-14	15	3	.833	Thompson-Boling	11,038*
TOTALS	384	28	.932	* Led NCAA in home attendance	

attendance records. On Jan. 3, 1998, the Lady Vols entertained a new women's collegiate record 24,597 fans for the game with Connecticut. A month later, the first advance sell-out in UT women's basketball history occurred when the Lady Vols were set to meet Old Dominion in Knoxville. For the record, 24,373 fans attended the UT-ODU game. The all-time attendance mark was reset during the 2001-02 season when 24,611 fans visited the arena for a #1/#2 clash between UT and Connecticut. It was again reset on Jan. 7, 2006, when the Huskies came to Knoxville in front of 24,653 spectators. The women's basketball attendance mark was established at the 2002 NCAA Final Four when 29,619 people filled the Alamodome in San Antonio, Texas, for the championship game.

The Lady Vols started the record-breaking trend in women's collegiate basketball attendance in 1987. That season, the Lady Vols broke the (then) world record for single game attendance at a women's basketball game with 24,563 at the Tennessee versus Texas game on Dec. 9, 1987. Three years later, UT established new NCAA Women's Final Four attendance marks on March 30 and April 1, 1990, with a total paid attendance of 39,490 for the three-game event. The turnstile count of 34,196 (17,601 semis/16,595 finals) also broke all other attendance marks.

In 2013-14, UT led the NCAA in attendance for the 11th-straight season and the 17th time in the last 18 years.

TOP 25 HOME CROWDS

	CROWD	OPPONENT	RESULT	DATE
1.	24,653	Connecticut	89-80 W	1/7/06
2.	24,611	Connecticut	72-86 L	1/05/02
3.	24,597	Connecticut	84-69 W	1/03/98
4.	24,563	Texas	78-97 L	12/09/87
5.	24,373	Old Dominion	85-61 W	2/07/98
6.	24,251	Vanderbilt	73-53 W	2/25/07
7.	24,051	Kentucky	98-60 W	1/17/99
8.	24,046	Connecticut	92-88 W	2/01/01
9.	23,385	Connecticut	67-74 L	1/08/00
10.	22,694	Louisiana State	90-58 W	2/22/98
11.	22,635	Georgia	102-69 W	1/14/99
12.	22,515	Connecticut	67-81 L	2/5/04
13.	21,968	Vanderbilt	70-66 W	2/22/01
14.	21,592	Vanderbilt	64-59 W	2/17/97
15.	21,118	Duke	70-74 L	1/22/07
16.	21,077	Mississippi State	94-53 W	2/06/99
17.	20,956	Vanderbilt	75-68 W	2/16/02
18.	20,790	Florida	93-95 L (OT)	2/26/06
19.	20,573	Kentucky	89-64 W	2/24/02
20.	20,249	Mississippi State	72-46 W	2/28/08
21.	20,090	Louisiana State	85-62 W	2/29/04
22.	20,068	Vanderbilt	89-53 W	2/18/99
23.	19,722	UCLA	100-77 W	12/21/98
24.	19,666	Vanderbilt	79-63 W	1/20/08
25.	19,576	Louisiana State	69-72 L	2/9/06

(All records set at Thompson-Boling Arena)

THOMPSON-BOLING ARENA RECORDS

TENNESSEE

Individual

FG made ..... 16 by Sheila Frost vs. Vanderbilt 1-17-88
FG attempted ..... 23 (3x) most recently by Meighan Simmons vs. Auburn 2-21-13
FG percentage ..... 1.000 (6-6) (four times) most recently by Bashaara Graves vs. Tennessee State 12-17-13
3FG made ..... 8 by Meighan Simmons vs. Lamar 12-1-10
3FG attempted ..... 16 by Angie Bjorklund vs. Arkansas 1-24-08
3FG percentage ..... 1.000 (6-6) by Kara Lawson vs. Vanderbilt 2-27-03
FT made ..... 17 by Candace Parker vs. Middle Tennessee 12-13-07
FT attempted ..... 21 by Candace Parker vs. Middle Tennessee 12-13-07
FT percentage ..... 1.000 (10-10) (twice) most recently by Shanna Zolman vs. Connecticut 1-7-06
Points ..... 39 by Chamique Holdsclaw vs. Boston College 3-15-99
Off. rebounds ..... 14 by Bashaara Graves vs. Georgia Tech 11-17-13
Def. rebounds ..... 13 by Daedra Charles vs. Southwest Missouri 3-16-91
Total rebounds ..... 22 by Daedra Charles vs. Southwest Missouri 3-16-91
Assists ..... 13 by Shannon Bobbitt vs. Gonzaga 12-16-07
Turnovers ..... 9 by Ashley Robinson vs. Boston College 12-6-00
Blocks ..... 12 by Kelley Cain vs. LSU 2-22-10
Steals ..... 8 by Tamika Catchings vs. Memphis 2-16-99

Team

High		Low
50 vs. UT-Martin 11-19-99	**FG MADE**	14 vs. Tennessee State 12-17-13
97 vs. Stetson 11-26-89	**FG ATTEMPTED**	45 vs. Arkansas 1-30-14
.691 (38-55) vs. St. Joseph's 11-16-98	**FG PERCENTAGE**	.293 (24-82) vs. Baylor 11-27-11
15 (twice), most recently vs. Lamar 12-1-10	**3-PT. FG MADE**	0 vs. 31 opponents
30 vs. Arkansas 1-24-08	**3-PT. FG ATTEMPTED**	0 vs. 11 opponents
.833 (5-6) vs. DePaul 2-13-91	**3-PT. FG PERCENTAGE**	.000 vs. 31 opponents
36 vs. Long Beach St. 12-3-88	**FT MADE**	4 (2x) most recently vs. Dayton 3-22-10
53 vs. Long Beach St. 12-3-88	**FT ATTEMPTED**	7 vs. Stetson 12-3-87
.958 (23-24) vs. Vanderbilt 2-27-03	**FT PERCENTAGE**	.333 (4-12) vs. Dayton 3-22-10
133 vs. UT-Martin 11-19-99	**POINTS**	53 vs. Connecticut 1-6-96
39 vs. Colorado 12-20-93	**OFFENSIVE REBOUNDS**	7 (2x) most recently vs. Arkansas 1-30-14
46 vs. Stetson 3-19-11	**DEFENSIVE REBOUNDS**	13 vs. Auburn 2-14-98
76 vs. Tenn. State 2-27-88	**TOTAL REBOUNDS**	24 (2x) most recently vs. Arkansas 1-30-14
31 (2x) most recently vs. Lipscomb 12-29-13	**ASSISTS**	5 vs. Ole Miss 1-26-91
29 vs. Grambling 3-15-97	**TURNOVERS**	5 vs. Villanova 3-31-03
15 vs. Kentucky 2-25-10	**BLOCKS**	0 vs. six opponents
27 vs. Louisiana State 2-22-98	**STEALS**	0 vs. South Carolina 2-2-12
63 vs. Old Dominion 1-3-00	**1ST HALF POINTS**	21 (2x) most recently vs. Ky. 1-12-12
75 vs. UT-Martin 11-19-99	**2ND HALF POINTS**	20 vs. Georgia 1-21-10

THOMPSON-BOLING ARENA RECORDS (CONTINUED)

OPPONENTS

Individual

FG made ..... 16 by Rehema Stephens, UCLA 12-16-90
FG attempte d ..... 32 by Ida Neal, Georgia Tech 2-15-89
FG percentage ..... 1.000 (10-10) Misty Lamb, Vanderbilt 2-22-90
3FG made ..... 9 by Molly Goodenbour, Stanford 12-21-92
3FG attempted ..... 17 by Morgan Eye, Missouri 1-10-13
3FG percentage ..... 1.000 (4-4) by Chandra Dorsey, Ole Miss 2-4-99
FT made ..... 15 by Chantelle Anderson, Vanderbilt 2-27-03
FT attempted ..... 17 by Chantelle Anderson, Vanderbilt 2-27-03
FT percentage ..... 1.000 (11-11) by Adrienne Shuler, Georgia 1-28-91
Points ..... 45 by Clarissa Davis, Texas 12-9-87
Off. rebounds ..... 12 by JoKeirra Sneed, Louisiana Tech, 11-26-07
Def. rebounds ..... 12 by Tamika Williams, Connecticut 1-5-02
Total rebounds ..... 19 by Chiney Ogwumike, Stanford, 12-22-12
Assists ..... 11 (three times) most recently by Temeka Johnson, LSU 2-29-04
Turnovers ..... 13 by Coco Miller, Georgia 1-28-98
Blocks ..... 7 (three times) most recently by Brittney Griner, Baylor 11-27-11
Steals ..... 8 by Tamicha Jackson, Louisiana Tech 11-14-99

Team

High		Low
35 (twice), most recently by North Carolina 12-2-07	**FG MADE**	10 by UT-Martin 12-5-06
83 by North Carolina 12-2-07	**FG ATTEMPTED**	38 by Kentucky 2-3-08
.609 (25-41) by NW 1-5-88	**FG PERCENTAGE**	.182 (12-66) by Florida. Atl., 1-21-92
13 by two opponents	**3-PT. FG MADE**	0 by 25 opponents
36 by Missouri 1-10-13	**3-PT. FG ATTEMPTED**	0 by four opponents
1.000 (2-2) by LSU 2-10-90	**3-PT. FG PERCENTAGE**	.000 by 25 opponents
31 by Oklahoma 11-10-02	**FT MADE**	0 by three opponents
45 by Oklahoma 11-10-02	**FT ATTEMPTED**	0 by Florida 2-14-10
1.000 (20-20) by LSU 2-13-88	**FT PERCENTAGE**	.000 by three opponents
97 by Texas 12-9-87	**POINTS**	26 by Florida Atl. 1-21-92
28 (2x), most recently by Alabama 1-6-11	**OFFENSIVE REBOUNDS**	2 by Villanova 3-31-03
34 (2x) most recently by Missouri 1-10-13	**DEFENSIVE REBOUNDS**	9 by Kentucky 2-13-12
57 by North Carolina 12-2-07	**TOTAL REBOUNDS**	17 by Villanova 3-31-03
23 by Notre Dame 1-20-14	**ASSISTS**	1 by Kentucky 1-12-91
46 by Memphis 2-16-99	**TURNOVERS**	6 by Georgia 1-6-13
10 (2x) most rec. by Oral Roberts 3-23-13	**BLOCKS**	0 (53x) most rec. by Maryland 3-30-14
20 by Florida 2-26-06	**STEALS**	1 (4x) most recently by Rice 11-15-12
52 by Vanderbilt 1-19-96	**1ST HALF POINTS**	8 by Stetson 11-24-89
56 by UCLA 12-16-90	**2ND HALF POINTS**	13 by Lipscomb 12-29-13

YEAR-BY-YEAR ATTENDANCE

YEAR	HOME	AVG.	GMS	AWAY/NEUTRAL	AVG.	GMS	TOTAL	AVG.	GMS
1978-79	49,054	2,725	18	50,289	2,395	21	99,343	2,547	39
1979-80	39,008	2,601	15	46,591	2,026	23	85,599	2,253	38
1980-81	38,302	3,192	12	45,857	2,414	19	84,159	2,715	31
1981-82	42,840	3,060	14	40,144	2,230	18	82,984	2,593	32
1982-83	48,530	3,033	16	37,288	2,193	17	85,818	2,601	33
1983-84	40,046	2,356	17	31,673	1,980	16	71,719	2,173	33
1984-85	37,450	2,340	16	36,628	2,289	16	74,078	2,315	32
1985-86	39,282	2,805	14	29,621	1,481	20	68,903	2,026	34
1986-87	68,852	4,303	16	74,304	4,128	18	143,156	4,210	34
1987-88	97,972	6,998	14	51,835	2,592	20	144,807	4,406	34
1988-89	75,939	5,063	15	90,435	4,111	22	166,374	4,497	37
1989-90	85,234	5,682	15	45,228	2,513	18	130,462	3,953	33
1990-91	75,811	4,738	16	69,166	3,640	19	144,977	4,142	35
1991-92	92,942	6,639	14	60,258	3,545	17	153,200	4,942	31
1992-93	78,025	6,002	13	86,815	4,569	19	164,840	5,151	32
1993-94	98,137	6,542	15	85,412	4,745	18	183,549	5,562	33
1994-95	120,477	8,032	15	169,933	7,724	22	290,410	7,849	37
1995-96	120,624	8,042	15	142,933	6,806	21	263,557	7,321	36
1996-97	167,992	10,500	16	161,556	7,024	23	329,548	8,450	39
1997-98	239,511	14,969	16	147,202	6,401	23	386,713	9,916	39
1998-99	231,915	16,565	14	181,665	9,083	20	413,580	12,164	34
1999-00	230,116	15,341	15	187,156	8,507	22	417,272	11,278	37
2000-01	232,646	15,510	15	152,223	8,012	19	384,869	11,320	34
2001-02	200,132	14,295	14	170,586	8,529	20	370,718	10,903	34
2002-03	201,353	12,585	16	204,107	9,278	22	405,460	10,670	38
2003-04	201,638	14,403	14	165,527	7,882	21	367,165	10,490	35
2004-05	201,734	13,449	15	169,196	8,459	20	370,930	10,598	35
2005-06	214,980	15,356	14	150,743	6,851	22	365,723	10,158	36
2006-07	234,845	14,678	16	191,346	7,734	21	426,191	11,518	37
2007-08	236,940	15,796	15	208,985	9,086	23	445,925	11,735	38
2008-09	209,991	13,999	15	121,793	6,776	18	331,784	10,054	33
2009-10	219,233	12,896	17	111,101	6,311	18	330,334	9,438	35
2010-11	213,128	12,537	17	138,349	6,197	20	351,477	9,499	37
2011-12	216,206	14,414	15	139,292	6,633	21	355,498	9,875	36
2012-13	205,027	11,390	18	96,992	5,705	17	302,019	8,629	35
2013-14	198,692	11,038	18	91,026	5,354	17	289,718	8,278	35

LARGEST CROWDS (GAMES WITH 15,000+ SPECTATORS)

Crowd	Opponent	Site	Result	Date
29,619	Connecticut	San Antonio, Texas	56-79 L	3/29/02
28,937	Michigan State	Indianapolis, Ind.	64-68 L	4/3/05
28,210	Connecticut	Atlanta, Ga.	68-73 L	4/08/03
28,210	Duke	Atlanta, Ga.	66-56 W	4/06/03
24,653	Connecticut	Knoxville	89-80 W	1/7/06
24,611	Connecticut	Knoxville	72-86 L	1/5/02
24,597	Connecticut	Knoxville	84-69 W	1/3/98
24,563	Texas	Knoxville	78-97 L	12/9/87
24,373	Old Dominion	Knoxville	85-61 W	2/7/98
24,251	Vanderbilt	Knoxville	73-53 W	2/25/07
24,051	Kentucky	Knoxville	98-60 W	1/17/99
24,046	Connecticut	Knoxville	92-88 W	2/1/01
23,385	Connecticut	Knoxville	67-74 L	1/8/00
23,291	Georgia	Charlotte, N.C.	83-65 W	3/31/96
23,291	Connecticut	Charlotte, N.C.	88-83 W (OT)	3/29/96
22,694	Louisiana State	Knoxville	90-58 W	2/22/98
22,635	Georgia	Knoxville	102-69 W	1/14/99
22,515	Connecticut	Knoxville	67-81 L	2/5/04
21,968	Vanderbilt	Knoxville	70-66 W	2/22/01
21,655	Stanford	Tampa, Fla.	64-48 W	4/8/08
21,655	Louisiana State	Tampa, Fla.	47-46 W	4/6/08
21,592	Vanderbilt	Knoxville	64-59 W	2/17/97
21,118	Duke	Knoxville	70-74 L	1/22/07
21,077	Mississippi State	Knoxville	94-53 W	2/6/99
20,956	Vanderbilt	Knoxville	75-68 W	2/16/02
20,790	Florida	Knoxville	93-95 L (OT)	2/26/06
20,704	Rutgers	Cleveland, Ohio	59-46 W	4/3/07
20,704	North Carolina	Cleveland, Ohio	56-50 W	4/1/07
20,573	Kentucky	Knoxville	89-64 W	2/24/02
20,249	Mississippi State	Knoxville	72-46 W	2/24/08
20,090	Louisiana State	Knoxville	85-62 W	2/29/04
20,068	Vanderbilt	Knoxville	89-53 W	2/18/99
20,060	Rutgers	Philadelphia, Pa.	64-54 W	3/31/00
20,060	Connecticut	Philadelphia, Pa.	52-71 L	4/2/00
19,722	UCLA	Knoxville	100-77 W	12/21/98
19,666	Vanderbilt	Knoxville	79-63 W	1/20/08
19,576	Louisiana State	Knoxville	69-72 L	2/9/06
19,339	Alabama	Knoxville	65-47 W	2/6/00
19,259	Kentucky	Knoxville	79-51 W	2/3/08
19,208	Vanderbilt	Knoxville	86-54 W	1/25/98
19,143	Kentucky	Knoxville	83-39 W	1/27/01
19,092	Notre Dame	Knoxville	78-54 W	12/30/06
18,952	Kentucky	Knoxville	84-62 W	2/11/07
18,643	Vanderbilt	Knoxville	72-63 W	2/13/05
18,633	Arkansas	Knoxville	72-54 W	1/13/05
18,563	Florida	Knoxville	75-59 W	2/26/12
18,453	South Carolina	Knoxville	72-58 W	2/8/04
18,410	Arkansas	Knoxville	93-65 W	2/7/02
18,279	Mississippi	Knoxville	96-58 W	2/4/99
18,211	Connecticut	New Orleans, La.	61-70 L	4/6/04
18,211	Louisiana State	New Orleans, La.	52-50 W	2/4/04
18,180	Auburn	Knoxville	76-61 W	2/27/00
18,038	Connecticut	Minneapolis, Minn.	64-70 L	4/2/95
18,038	Georgia	Minneapolis, Minn.	73-51 W	4/1/95
18,036	Louisiana State	Knoxville	80-48 W	2/20/00
17,976	Louisiana Tech	Kansas City, Mo.	93-75 W	3/29/98
17,976	Arkansas	Kansas City, Mo.	86-58 W	3/27/98
17,879	Vanderbilt	Knoxville	87-64 W	1/51/12
17,798	Texas	Knoxville	106-76 W	12/30/99
17,690	Rutgers	Knoxville	59-58 W	2/11/08
17,667	Stanford	Knoxville	98-62 W	12/19/98
17,152	Vanderbilt	Knoxville	70-67 W	2/12/06
17,077	South Carolina	Knoxville	99-45 W	1/11/01
16,990	Duke	Knoxville	54-62 L	2/16/09
16,897	Arkansas	Knoxville	79-69 W	1/10/00
16,845	North Carolina	Knoxville	83-79 W	12/2/07
16,836	Mississippi State	Knoxville	66-59 W	1/15/01
16,799	Alabama	Knoxville	89-54 W	1/29/06
16,782	Arizona State	Phoenix, Ariz.	67-63 W	12/27/00
16,737	Mississippi	Knoxville	119-52 W	2/8/01
16,714	Old Dominion	Cincinnati, Ohio	68-59 W	3/30/97
16,714	Notre Dame	Cincinnati, Ohio	80-66 W	3/28/97
16,645	Vanderbilt	Knoxville	64-57 W	1/17/10
16,629	Florida	Knoxville	79-40 W	2/9/03
16,623	Baylor	Knoxville	67-76 L	11/27/11
16,532	Florida	Knoxville	92-61 W	2/28/08
16,490	Louisiana Tech	Knoxville	75-61 W	11/21/97
16,471	Kentucky	Knoxville	67-49 W	1/23/05
16,464	Stetson	Knoxville	102-59 W	12/3/87
16,451	Florida	Knoxville	83-44 W	2/14/10
16,413	South Carolina	Knoxville	68-56 W	1/18/09
16,361	Auburn	Knoxville	82-61 W	2/5/12
16,342	Vanderbilt	Knoxville	91-71 W	2/27/03
16,333	Florida	Knoxville	97-78 W	2/13/00
16,294	Connecticut	Hartford, Conn.	70-64 W	1/6/07
16,294	Connecticut	Hartford, Conn.	68-67 W	1/8/05
16,294	Connecticut	Hartford, Conn.	62-63 L (OT)	1/4/03
16,294	Connecticut	Hartford, Conn.	76-81 L	12/30/00
16,294	Connecticut	Hartford, Conn.	57-72 L	1/5/97
16,179	Memphis	Knoxville	98-60 W	12/15/00
16,098	Mississippi	Knoxville	86-43 W	2/6/03
16,058	Georgia	Knoxville	73-43 W	2/5/09
15,978	Old Dominion	Knoxville	113-55 W	1/3/00
15,838	Mississippi State	Knoxville	82-68 W	2/22/09
15,737	Auburn	Knoxville	79-63 W	2/14/98
15,735	Rutgers	New York, N.Y.	68-54 W	1/3/99
15,699	Texas	Knoxville	92-67 W	11/18/07
15,686	Stanford	Knoxville	63-58 W	12/17/00
15,664	Kentucky	Knoxville	71-75 L	2/16/14
15,627	Memphis	Knoxville	113-39 W	2/16/99
15,615	Louisiana Tech	Austin, Texas	67-44 W	3/29/87
15,615	Long Beach State	Austin, Texas	74-64 W	3/27/87
15,588	Mississippi State	Knoxville	84-71 W	2/24/05
15,574	Louisiana State	Knoxville	62-78 L	2/14/08
15,556	Louisiana Tech	Knoxville	90-75 W	11/23/01
15,606	Tenn.-Martin	Knoxville	133-60 W	11/19/99
15,491	Stanford	Knoxville	77-60 W	11/24/06
15,438	Vanderbilt	Knoxville	78-52 W	2/4/00
15,409	Old Dominion	Knoxville	90-37 W	12/28/11
15,396	Texas	Knoxville	60-70 L	12/28/03
15,390	Arkansas	Knoxville	88-58 W	1/1/98
15,317	Vanderbilt	Nashville, Tenn.	73-68 W	1/30/93
15,312	Louisiana State	Knoxville	91-69 W	1/9/94
15,311	Vanderbilt	Nashville, Tenn.	66-60 W	2/7/99
15,233	LSU	Baton Rouge, La.	58-68 L	2/10/05
15,217	LSU	Baton Rouge, La.	68-65 W	2/23/03
15,187	Vanderbilt	Nashville, Tenn.	79-71 W	2/25/96
15,159	Vanderbilt	Knoxville	79-57 W	2/13/94
15,132	Florida	Knoxville	99-60 W	1/10/98
15,021	South Carolina	Knoxville	60-64 L	2/2/12
15,010	South Carolina	Knoxville	97-78 W	1/23/03

WON-LOST RECORD IN GAMES WITH ATTENDANCE OF 10,000

Site	Won	Lost	Pct.
Home	335	25	.931
Away	44	14	.759
Neutral	31	13	.705
Overall	**410**	**52**	**.887**

- During the last 36 years, more than nine million people have watched the University of Tennessee Lady Volunteers play basketball.
- This breaks down into 5,104,604 spectators at home viewing the team and 3,983,255 folks watching the team on the road or at a neutral site for a total of 9,087,859.
- Tennessee originally set the world record for most spectators at a women's basketball game with 24,563 in attendance at the Tennessee vs. Texas game on Dec. 9, 1987. UT continues to hold the mark for most fans to attend a women's basketball game at an on-campus facility, with 24,653 against Connecticut on Jan. 7, 2006.

TOP 25 AWAY CROWDS

	CROWD	OPPONENT	SITE	RESULT	DATE
1.	22,124	Louisville	Lousiville, Ky.	63-50 W	11/12/10
2.	16,294	Connecticut	Hartford, Conn.	70-64 W	1/6/07
	16,294	Connecticut	Hartford, Conn.	68-67 W	1/08/05
	16,294	Connecticut	Hartford, Conn.	62-63 L OT	1/04/03
	16,294	Connecticut	Hartford, Conn.	57-72 L	1/05/97
	16,294	Connecticut	Hartford, Conn.	76-81 L	12/30/00
7.	15,317	Vanderbilt	Nashville, Tenn.	73-68 W	1/30/93
8.	15,311	Vanderbilt	Nashville, Tenn.	66-60 W	2/07/99
9.	15,233	LSU	Baton Rouge, La.	58-68 L	2/10/05
10.	15,217	LSU	Baton Rouge, La.	68-65 W	2/23/03
11.	15,187	Vanderbilt	Nashville, Tenn.	79-71 W	2/25/96
12.	14,848	Vanderbilt	Nashville, Tenn.	91-60 W	2/16/98
13.	14,316	Vanderbilt	Nashville, Tenn.	81-68 W	2/17/08
14.	14,168	Vanderbilt	Nashville, Tenn.	59-76 L	2/02/02
15.	14,014	Arkansas	Fayetteville, Ark.	92-79 W	1/30/03
16.	13,689	Kentucky	Lexington, Ky.	63-66 L	1/26/06
17.	13,227	Vanderbilt	Nashville, Tenn.	72-70 W	12/31/94
18.	13,127	Vanderbilt	Nashville, Tenn.	80-68 W	1/19/06
19.	12,645	Vanderbilt	Nashville, Tenn.	84-82 W	1/31/94
20.	12,552	Oklahoma	Oklahoma City, Okla.	70-80 L	2/2/09
21.	12,417	Vanderbilt	Nashville, Tenn.	92-79 WOT	1/19/97
22.	12,343	Iowa	Iowa City, Iowa	56-72 L	3/27/93
23.	12,222	Florida	Gainesville, Fla.	103-73 W	2/11/01
24.	12,168	South Carolina	Columbia, S.C.	80-61 W	1/17/02
25.	12,080	Oklahoma	Norman, Okla.	71-55 W	12/21/03

TOP 25 NEUTRAL SITE CROWDS

	CROWD	OPPONENT	SITE	RESULT	DATE
1.	29,619	Connecticut	San Antonio, Texas	56-79 L	3/29/02
2.	28,937	Michigan State	Indianapolis, Ind.	64-68 L	4/03/05
3.	28,210	Connecticut	Atlanta, Ga.	68-73 L	4/08/03
	28,210	Duke	Atlanta, Ga.	66-56 W	4/06/03
5.	23,291	Georgia	Charlotte, N.C.	83-65 W	3/31/96
	23,291	Connecticut	Charlotte, N.C.	88-83 W (OT)	3/29/96
7.	21,655	Stanford	Tampa, Fla.	64-48 W	4/8/08
	21,655	Louisiana State	Tampa, Fla.	47-46 W	4/6/08
9.	20,704	Rutgers	Cleveland, Ohio	59-46 W	4/3/07
	20,704	North Carolina	Cleveland, Ohio	56-50 W	4/1/07
11.	20,060	Connecticut	Philadelphia, Pa.	52-71 L	4/2/00
	20,060	Rutgers	Philadelphia, Pa.	64-54 W	3/31/00
13.	18,212	Connecticut	New Orleans, La.	61-70 L	4/6/04
	18,212	Louisiana State	New Orleans, La.	52-50 W	4/4/04
15.	18,038	Connecticut	Minneapolis, Minn.	64-70 L	4/02/95
	18,038	Georgia	Minneapolis, Minn.	73-51 W	4/01/95
17.	17,976	Louisiana Tech	Kansas City, Mo.	93-75 W	3/29/98
	17,976	Arkansas	Kansas City, Mo.	80-66 W	3/27/98
19.	16,782	Arizona State	Phoenix, Ariz.	67-63 W	12/27/00
20.	16,714	Old Dominion	Cincinnati, Ohio	68-59 W	3/30/97
	16,714	Notre Dame	Cincinnati, Ohio	80-66 W	3/28/97
22.	15,735	Rutgers	New York, N.Y.	68-54 W	1/03/99
23.	15,615	Louisiana Tech	Austin, Texas	67-44 W	3/29/87
	15,615	Long Beach State	Austin, Texas	74-64 W	3/27/87
25.	14,848	North Carolina	Nashville, Tenn.	76-70 W	3/23/98

STOKELY ATHLETICS CENTER

Stokely Athletics Center was home to the Lady Volunteer basketball team from 1976-87. The facility, which still housed UT Athletics offices long after its days of hosting games, was closed for good in December 2012 and demolished during the summer of 2014.

The Stokely Arena, which was encircled by a four-lane Tartan indoor track, seated 12,700, while the building housed the former men's and women's athletics department offices. The building was originally called the UT Armory Field House in 1958 and seated just more than 7,000 spectators. Through the generosity of the late William B. Stokely, Jr., further construction was completed and on Dec. 1, 1966, the facility was renamed to honor the Stokely family.

In 1986, Stokely took on a new look as a wood playing surface replaced the old tartan court. The Horner "Pro King" hardwood was painted with the traditional outline of the state of Tennessee in the center of the floor and the familiar end line markings. The court was special-made for the University by the same manufacturer who supplied the basketball court to the Forum for the 1984 Los Angeles Olympic Games.

Stokely Athletics Center was the site of some historic games for the Lady Vols. The first women's contest played in SAC pitted Tennessee versus Kentucky on Nov. 13, 1976. The Lady Vols not only trounced the Lady Kats, 107-53, but UT's Patricia Roberts tossed in a Field House record 51 points. That mark stands as the Lady Vol record to this day.

Along the way, Tennessee hosted the great gold medalist USSR Olympic Team in 1979, the USA All-Star team in 1979 and the first Southeastern Conference Championships in 1980.

The last Lady Vol game in Stokely, before moving to Thompson-Boling Arena, was a 77-61 win over Auburn in the finals of the NCAA Mideast Regionals on March 21, 1987. A week later, the Lady Vols returned to Stokely to celebrate UT's first NCAA basketball title with thousands of fans in attendance.

Although no formal attendance figures were kept prior to 1982, Tennessee most-assuredly was among the nation's elite in fan support.

ALUMNI GYM

Constructed in the 1930's, Alumni Gym was the first real home to the inaugural Lady Vol team in 1974, which was coached by Pat Summitt. The court in the tiny arena (seating 3,000) was the centerpiece of an encircling tri-balcony seating arrangement.

STOKELY & ALUMNI GYM RECORDS

YEAR	WINS	LOSSES	PCT.	SITE
1974-75	6	2	.750	Alumni
1975-76	7	4	.636	Alumni
1976-77	3	0	1.000	Alumni
	5	0	1.000	Stokely
1977-78	12	0	1.000	Stokely
1978-79	17	1	.944	Stokely
1979-80	14	1	.933	Stokely
1980-81	12	0	1.000	Stokely
1981-82	12	2	.857	Stokely
1982-83	12	4	.750	Stokely
1983-84	14	3	.823	Stokely
1984-85	13	3	.813	Stokely
1985-86	11	3	.786	Stokely
1986-87	15	1	.938	Stokely
TOTALS	**153**	**24**	**.864**	

* Lady Vols produced a record of 137-18 (.884) in Stokely Athletics Center

LARGEST STOKELY CROWDS

	OPPONENT	SCORE	ATTEND.
1-29-79	Louisiana State	W, 92-48	10,000
1-26-80	Old Dominion	L, 54-61	9,496
2-14-82	Old Dominion	W, 62-58	9,010
1-24-87	Georgia	W, 78-72	8,623
2-02-86	Florida	W, 82-60	8,003
3-21-87	Auburn	W, 77-61	7,533
12-06-82	Southern Cal	L, 71-81	7,231
3-01-87	UNC Charlotte	W, 91-44	7,067
2-08-86	Auburn	L, 60-66	6,428
3-15-87	Tennessee Tech	W, 95-59	5,998
3-21-81	Maryland	W, 79-67	5,995
1-05-79	UCLA	W, 88-74	5,950
11-20-82	Old Dominion	L, 72-78	5,442
3-19-87	Virginia	W, 66-58	5,420
1-03-81	UCLA	L, 62-65	5,300
3-10-79	Old Dominion	L, 72-74	5,100
12-05-78	Middle Tennessee	W, 87-63	5,000
2-17-79	Kentucky	W, 89-51	5,000
2-06-83	N.C. State	W, 91-78	4,929
1-11-87	Kentucky	W, 76-64	4,883

ALL-TIME YEAR-BY-YEAR HOME RECORDS

YEAR	WINS	LOSSES	PCT	ARENA	AVG. ATT.
1974-75	6	2	.750	Alumni Gym	n/a
1975-76	7	4	.636	Alumni Gym	n/a
1976-77	8	0	1.000	Alumni Gym	n/a
1977-78	12	0	1.000	Stokely Athletics Ctr	n/a
1978-79	17	1	.944	Stokely Athletics Ctr	2,725
1979-80	14	1	.933	Stokely Athletics Ctr	2,601
1980-81	12	0	1.000	Stokely Athletics Ctr	3,192
1981-82	12	2	.857	Stokely Athletics Ctr	3,060
1982-83	12	4	.750	Stokely Athletics Ctr	3,033
1983-84	14	3	.823	Stokely Athletics Ctr	2,356
1984-85	13	3	.813	Stokely Athletics Ctr	2,340
1985-86	11	3	.786	Stokely Athletics Ctr	2,805
1986-87	15	1	.938	Stokely Athletics Ctr	4,303
1987-88	12	2	.857	Thompson-Boling	6,998
1988-89	15	0	1.000	Thompson-Boling	5,063
1989-90	14	1	.933	Thompson-Boling	5,682
1990-91	15	1	.938	Thompson-Boling	4,738
1991-92	14	0	1.000	Thompson-Boling	6,639*
1992-93	13	0	1.000	Thompson-Boling	6,002
1993-94	15	0	1.000	Thompson-Boling	6,542
1994-95	15	0	1.000	Thompson-Boling	8,032*
1995-96	14	1	.933	Thompson-Boling	8,042
1996-97	14	2	.875	Thompson-Boling	10,500*
1997-98	16	0	1.000	Thompson-Boling	14,969*
1998-99	14	0	1.000	Thompson-Boling	16,565*
1999-00	13	2	.867	Thompson-Boling	15,341*
2000-01	15	0	1.000	Thompson-Boling	15,510*
2001-02	12	2	.857	Thompson-Boling	14,295*
2002-03	16	0	1.000	Thompson-Boling	12,585
2003-04	12	2	.857	Thompson-Boling	14,403*
2004-05	14	1	.933	Thompson-Boling	13,449*
2005-06	12	2	.857	Thompson-Boling	15,356*
2006-07	15	1	.938	Thompson-Boling	14,678*
2007-08	14	1	.933	Thompson-Boling	15,796*
2008-09	13	2	.867	Thompson-Boling	13,999*
2009-10	17	0	1.000	Thompson-Boling	12,896*
2010-11	17	0	1.000	Thompson-Boling	12,069*
2011-12	12	3	.800	Thompson-Boling	14,414*
2012-13	16	2	.889	Thompson-Boling	11,390*
2013-14	15	3	.833	Thompson-Boling	11,038*
TOTALS	**537**	**52**	**.912**	*** Led NCAA in home attendance**	

PRATT PAVILION

In October 2006, Tennessee Athletics had a groundbreaking ceremony to officially recognize construction on the Pratt Pavilion, the state-of-art basketball practice facility named in UT alumnus Larry F. Pratt's honor for his $5 million lead gift to the basketball programs. The Pratt Pavilion, which opened in the fall of 2007, houses two full-size gymnasiums, one each for the men's and women's basketball teams, as well as space for an athletic training room, weight room, film study room and a recruiting lounge.

Directly connected to Thompson-Boling Arena, Pratt Pavilion has convenient ground level parking. The 70,000-square-foot structure has four short courts within each of the two full-size courts. The facility is equipped with secured practice facilities, spacious locker rooms and recruiting rooms as well. Balconies at the south side of the building overlook the practice courts.

Pratt Pavilion had a total project cost of $16 million, funded entirely through private gifts. Lead donor Pratt's commitment in April 2006, coupled with leadership gifts from other campaign donors, including Jim Haslam, Brenda Lawson and Robbie Nutt, enabled UT to move forward with the project.

This is not Pratt's first donation. In the 1990s he honored his father Floyd by creating an endowed scholarship in his name as a member of the Nathan Dougherty Society. He also was recognized at the Tennessee vs. Georgia football game in 2003 for a $1 million donation to the STEP-UP Campaign. Pratt, an Athens, Tenn., native, currently resides in McLean, Va. He graduated from the University of Tennessee in 1972 from the college of business and serves as president and CEO of First Savings Mortgage Corporation, the largest private mortgage banker in Washington D.C.

NCAA HISTORY

EIGHT NCAA TITLES

1987 • 1989 • 1991 • 1996 • 1997 • 1998 • 2007 • 2008

22 FINAL FOUR APPEARANCES (AIAW & NCAA)

1977
Minneapolis, Minnesota • Williams Arena

March 23	Michigan State	76-62
March 24	Kansas State	81-69
March 25	Delta State	58-62
March 26	Immaculata	91-71

AIAW Third Place

1979
Greensboro, North Carolina • Greensboro Coliseum

March 23	Louisiana Tech	84-102
March 25	UCLA	104-86

AIAW Third Place

1980
Mount Pleasant, Michigan • Rose Arena

March 21	South Carolina	75-72
March 23	Old Dominion	53-68

AIAW Runner-Up

1981
Eugene, Oregon • McArthur Court

March 27	Old Dominion	68-65
March 29	Louisiana Tech	59-79

AIAW Runner-Up

1982
Norfolk, Virginia • The Scope

March 26	Louisiana Tech	46-69

NCAA Third Place

1984
Los Angeles, California • Pauley Pavilion

March 30	Cheyney	82-73
April 1	Southern California	61-72

NCAA Runner-Up

1986
Lexington, Kentucky • Rupp Arena

March 28	Southern California	59-83

NCAA Third Place

1987
Austin, Texas • Frank Erwin Center

March 27	Long Beach State	74-64
March 29	Louisiana Tech	67-44

NCAA National Champions

1988
Tacoma, Washington • Tacoma Dome

April 1	Louisiana Tech	59-68

NCAA Third Place

1989
Tacoma, Washington • Tacoma Dome

March 31	Maryland	77-65
April 2	Auburn	76-60

NCAA National Champions

1991
New Orleans, Louisiana • Lakefront Arena

March 30	Stanford	68-60
March 31	Virginia	70-67 OT

NCAA National Champions

1995
Minneapolis, Minnesota • Target Center

April 1	Georgia	73-51
April 2	Connecticut	64-70

NCAA Runner-Up

1996
Charlotte, North Carolina • Charlotte Coliseum

March 29	Connecticut	88-83 OT
March 31	Georgia	83-65

NCAA National Champions

1997
Cincinnati, Ohio • Riverfront Coliseum

March 29	Notre Dame	80-66
March 30	Old Dominion	68-59

NCAA National Champions

1998
Kansas City, Missouri • Kemper Arena

March 27	Arkansas	86-58
March 29	Louisiana Tech	93-75

NCAA National Champions

2000
Philadelphia, Pennsylvania • First Union Center

March 31	Rutgers	64-54
April 2	Connecticut	52-71

NCAA Runner-Up

2002
San Antonio, Texas • Alamodome

March 29	Connecticut	56-79

NCAA Third Place

2003
Atlanta, Georgia • Georgia Dome

April 6	Duke	66-56
April 8	Connecticut	68-73

NCAA Runner-Up

2004
New Orleans, Louisiana • New Orleans Arena

April 4	LSU	52-50
April 6	Connecticut	61-70

NCAA Runner-Up

2005
Indianapolis, Indiana • RCA Dome

April 3	Michigan State	64-68

NCAA Third Place

2007
Cleveland, Ohio • Quicken Loans Arena

April 1	North Carolina	56-50
April 3	Rutgers	59-46

NCAA National Champions

2008
Tampa, Florida • St. Pete Times Forum

April 6	LSU	47-46
April 8	Stanford	64-48

NCAA National Champions

ALL-TIME WOMEN'S FINAL FOUR RESULTS

YEAR	AIAW FINAL FOUR TEAMS	CHAMPION	SCORE	RUNNER-UP	SITE
1972	Immaculata, West Chester, Indiana, Western Carolina	Immaculata	52-48	West Chester	West Chester, Pa.
1973	Immaculata, Queens, Southern Connecticut, Indiana	Immaculata	59-52	Queens	Flushing, N.Y.
1974	Immaculata, Mississippi College, So. Connecticut, William Penn	Immaculata	68-53	Mississippi College	Manhattan, Kan.
1975	Delta State, Immaculata, Cal State-Fullerton, So. Connecticut	Delta State	90-81	Immaculata	Harrisonburg, Va.
1976	Delta State, Immaculata, Wayland Baptist, William Penn	Delta State	69-64	Immaculata	University Park, Pa.
1977	Delta State, Louisiana St., **TENNESSEE**, Immaculata	Delta State	68-55	Louisiana State	Minneapolis, Minn.
1978	UCLA, Maryland, Montclair State, Wayland Baptist	UCLA	90-74	Maryland	Los Angeles, Calif.
1979	Old Dominion, Louisiana Tech, **TENNESSEE**, UCLA	Old Dominion	75-65	Louisiana Tech	Greensboro, N.C.
1980	Old Dominion, **TENNESSEE**, South Carolina, Southern California	Old Dominion	68-53	**TENNESSEE**	Mt. Pleasant, Mich.
1981	Louisiana Tech, **TENNESSEE**, Old Dominion, Southern California	Louisiana Tech	79-59	**TENNESSEE**	Eugene, Ore.
1982	Rutgers, Texas, Villanova, Wayland Baptist	Rutgers	83-77	Texas	Philadelphia, Pa.

YEAR	NCAA FINAL FOUR TEAMS	CHAMPION	SCORE	RUNNER-UP	SITE
1982	Louisiana Tech, Cheyney, **TENNESSEE**, Maryland	Louisiana Tech	76-62	Cheyney	Norfolk, Va.
1983	Southern California, Louisiana Tech, Georgia, Old Dominion	Southern California	69-67	Louisiana Tech	Norfolk, Va.
1984	Southern California, **TENNESSEE**, Cheyney, Louisiana Tech	Southern California	72-61	**TENNESSEE**	Los Angeles, Calif.
1985	Old Dominion, Georgia, Western Kentucky, Northeast Louisiana	Old Dominion	70-65	Georgia	Austin, Texas
1986	Texas, Southern California, **TENNESSEE**, Western Kentucky	Texas	97-81	Southern California	Lexington, Ky.
1987	**TENNESSEE**, Louisiana Tech, Long Beach State, Texas	**TENNESSEE**	67-44	Louisiana Tech	Austin, Texas
1988	Louisiana Tech, Auburn, **TENNESSEE**, Long Beach State	Louisiana Tech	56-54	Auburn	Tacoma, Wash.
1989	**TENNESSEE**, Auburn, Maryland, Louisiana Tech	**TENNESSEE**	76-60	Auburn	Tacoma, Wash.
1990	Stanford, Auburn, Virginia, Louisiana Tech	Stanford	88-81	Auburn	Knoxville, Tenn.
1991	**TENNESSEE**, Virginia, Stanford, Connecticut	**TENNESSEE**	*70-67	Virginia	New Orleans, La.
1992	Stanford, Western Kentucky, Southwest Missouri, Virginia	Stanford	78-62	Western Kentucky	Los Angeles, Calif.
1993	Texas Tech, Ohio State, Iowa, Vanderbilt	Texas Tech	84-82	Ohio State	Atlanta, Ga.
1994	North Carolina, Louisiana Tech, Alabama, Purdue	North Carolina	60-59	Louisiana Tech	Richmond, Va.
1995	Connecticut, **TENNESSEE**, Georgia, Stanford	Connecticut	70-64	**TENNESSEE**	Minneapolis, Minn.
1996	**TENNESSEE**, Georgia, Connecticut, Stanford	**TENNESSEE**	83-65	Georgia	Charlotte, N.C.
1997	**TENNESSEE**, Old Dominion, Notre Dame, Stanford	**TENNESSEE**	68-59	Old Dominion	Cincinnati, Ohio
1998	**TENNESSEE**, Louisiana Tech, Arkansas, North Carolina State	**TENNESSEE**	93-75	Louisiana Tech	Kansas City, Mo.
1999	Purdue, Duke, Georgia, Louisiana Tech	Purdue	62-45	Duke	San Jose, Calif.
2000	Connecticut, **TENNESSEE**, Penn State, Rutgers	Connecticut	72-51	**TENNESSEE**	Philadelphia, Pa.
2001	Notre Dame, Purdue, Connecticut, Southwest Missouri State	Notre Dame	68-66	Purdue	St. Louis, Mo.
2002	Connecticut, Oklahoma, Duke, **TENNESSEE**	Connecticut	82-70	Oklahoma	San Antonio, Texas
2003	Connecticut, **TENNESSEE**, Duke, Texas	Connecticut	73-68	**TENNESSEE**	Atlanta, Ga.
2004	Connecticut, **TENNESSEE**, LSU, Minnesota,	Connecticut	70-61	**TENNESSEE**	New Orleans, La.
2005	Baylor, Michigan State, LSU, **TENNESSEE**	Baylor	84-62	Michigan State	Indianapolis, Ind.
2006	Maryland, Duke, LSU, North Carolina	Maryland	*78-75	Duke	Boston, Mass.
2007	**TENNESSEE**, Rutgers, North Carolina, LSU	**TENNESSEE**	59-46	Rutgers	Cleveland, Ohio
2008	**TENNESSEE,** Stanford, LSU, Connecticut	**TENNESSEE**	64-48	Stanford	Tampa, Fla.
2009	Connecticut, Louisville, Oklahoma, Stanford	Connecticut	76-54	Louisville	St. Louis, Mo.
2010	Connecticut, Baylor, Oklahoma, Stanford	Connecticut	53-47	Stanford	San Antonio, Texas
2011	Texas A&M, Notre Dame, Stanford, Connecticut	Texas A&M	76-70	Notre Dame	Indianapolis, Ind.
2012	Baylor, Notre Dame, Stanford, Connecticut	Baylor	80-61	Notre Dame	Denver, Colo.
2013	Connecticut, Louisville, California, Notre Dame	Connecticut	93-60	Louisville	New Orleans, La.
2014	Connecticut, Notre Dame, Stanford, Maryland	Connecticut	79-58	Notre Dame	Nashville, Tenn.

*denotes overtime game

SEEDING THROUGH THE YEARS

Year	Seed	Region	Result
1982	#2	Mideast	Final Four (3rd)
1983	#1	Mideast	lost in regional final
1984	#3	Mideast	Final Four (2nd)
1985	#3	Mideast	lost in regional semis
1986	#4	Mideast	Final Four (3rd)
1987	#2	Mideast	NCAA Champions
1988	#1	East	Final Four (3rd)
1989	#1	East	NCAA Champions
1990	#1	East	lost in regional final (OT)
1991	#1	Mideast	NCAA Champions
1992	#1	Mideast	lost in regional semis
1993	#1	Mideast	lost in regional final
1994	#1	Mideast	lost in regional semis
1995	#1	Mideast	Final Four (2nd)
1996	#1	East	NCAA Champions
1997	#3	Midwest	NCAA Champions
1998	#1	Mideast	NCAA Champions
1999	#1	East	lost in regional final
2000	#1	Mideast	Final Four (2nd)
2001	#1	Mideast	lost in regional semis
2002	#2	Midwest	Final Four (3rd)
2003	#1	Mideast	Final Four (2nd)
2004	#1	Midwest	Final Four (2nd)
2005	#1	Philadelphia	Final Four (3rd)
2006	#2	Cleveland	lost in regional final
2007	#1	Dayton	NCAA Champions
2008	#1	Oklahoma City	NCAA Champions
2009	#5	Berkeley	lost in first round
2010	#1	Memphis	lost in regional semis
2011	#1	Dayton	lost in regional final
2012	#2	Des Moines	lost in regional final
2013	#2	Oklahoma City	lost in regional final
2014	#1	Louisville	lost in regional semis

ALL-TIME NCAA TOURNAMENT NO. 1 SEEDS

Year	East	Mideast	Midwest	West
1982*	Old Dominion	So. California	Louisiana Tech	Long Beach St.
1983	Cheyney	**TENNESSEE**	Louisiana Tech	So. California
1984*	Old Dominion	Georgia	Louisiana Tech	So. California
1985	Old Dominion	Texas	Louisiana Tech	Long Beach St.
1986*	Virginia	Georgia	Texas	So. California
1987**	Texas	Auburn	Louisiana Tech	Long Beach St.
1988*	**TENNESSEE**	Auburn	Texas	Iowa
1989**	**TENNESSEE**	Auburn	Louisiana Tech	Maryland
1990	**TENNESSEE**	Washington	Louisiana Tech	Stanford
1991**	Penn State	**TENNESSEE**	Virginia	Georgia
1992	Virginia	**TENNESSEE**	Iowa	Stanford
1993	Ohio State	**TENNESSEE**	Vanderbilt	Stanford
1994	Connecticut	**TENNESSEE**	Penn State	Purdue
1995*	Connecticut	**TENNESSEE**	Colorado	Vanderbilt
1996**	**TENNESSEE**	Connecticut	Louisiana Tech	Stanford
1997**	UNC	Old Dominion	Connecticut	Stanford
1998**	Old Dominion	**TENNESSEE**	Texas Tech	Stanford
1999	**TENNESSEE**	Connecticut	Purdue	Louisiana Tech
2000*	Connecticut	**TENNESSEE**	Louisiana Tech	Georgia
2001	Connecticut	**TENNESSEE**	Notre Dame	Duke
2002*	Duke	Connecticut	Vanderbilt	Oklahoma
2003*	Connecticut	**TENNESSEE**	Duke	LSU
2004*	Penn State	Duke	**TENNESSEE**	Texas
2005*	UNC	**TENNESSEE**	Michigan State	LSU
	Tempe	Philadelphia	Kansas City	Chattanooga
2006	Duke	North Carolina	LSU	Ohio State
	Bridgeport	Cleveland	San Antonio	Albuquerque
2007**	Duke	**TENNESSEE**	North Carolina	Connecticut
	Greensboro	Dayton	Dallas	Fresno
2008**	Connecticut	**TENNESSEE**	North Carolina	Stanford
	Greensboro	Oklahoma City	New Orleans	Spokane
2009	Connecticut	Duke	Maryland	Oklahoma
	Trenton	Berkeley	Raleigh	Oklahoma City
2010	Connecticut	**TENNESSEE**	Stanford	Nebraska
	Dayton	Memphis	Sacramento	Kansas City
2011	**TENNESSEE**	Connecticut	Stanford	Baylor
	Dayton	Philadelphia	Spokane	Dallas
2012	Notre Dame	Connecticut	Stanford	Baylor
	Raleigh	Kingston	Fresno	Des Moines
2013	Baylor	Stanford	Notre Dame	Connecticut
	Oklahoma City	Spokane	Norfolk	Bridgeport
2014	Connecticut	South Carolina	Notre Dame	**TENNESSEE**
	Lincoln	Stanford	Notre Dame	Louisville

(Key: *UT advanced to Final Four; **UT NCAA Champions)

TENNESSEE NCAA TOURNAMENT STATISTICS

1982 - 4 games	FG-FGA	PCT	3FG-FGA	PCT	FT-FTA	PCT	REB-AVG	PF	PTS-AVG	AS	TO	BK	ST
UT	105-220	.477			77-99	.778	147-36.8	81	287-71.8	53	82	10	40
OPP	109-253	.431			60-89	.674	157-39.3	88	278-69.5	30	81	15	38
1983 - 3 games	**FG-FGA**	**PCT**	**3FG-FGA**	**PCT**	**FT-FTA**	**PCT**	**REB-AVG**	**PF**	**PTS-AVG**	**AS**	**TO**	**BK**	**ST**
UT	91-188	.484			57-83	.687	153-51.0	75	239-79.7	41	62	7	27
OPP	79-203	.389			43-70	.614	101-33.7	74	201-67.0	24	60	8	28
1984 - 5 games	**FG-FGA**	**PCT**	**3FG-FGA**	**PCT**	**FT-FTA**	**PCT**	**REB-AVG**	**PF**	**PTS-AVG**	**AS**	**TO**	**BK**	**ST**
UT	138-299	.462			75-106	.708	220-44.0	91	351-70.2	73	85	5	38
OPP	126-316	.399			64-86	.744	167-33.4	97	316-63.2	35	79	20	31
1985 - 2 games	**FG-FGA**	**PCT**	**3FG-FGA**	**PCT**	**FT-FTA**	**PCT**	**REB-AVG**	**PF**	**PTS-AVG**	**AS**	**TO**	**BK**	**ST**
UT	47-115	.409			31-42	.738	86-43.0	48	125-62.5	18	39	7	12
OPP	45-103	.437			38-55	.509	70-35.0	36	118-59.0	20	43	6	21
1986 - 4 games	**FG-FGA**	**PCT**	**3FG-FGA**	**PCT**	**FT-FTA**	**PCT**	**REB-AVG**	**PF**	**PTS-AVG**	**AS**	**TO**	**BK**	**ST**
UT	121-274	.442			42-78	.538	170-42.5	80	284-71.0	69	59	6	23
OPP	118-254	.465			62-85	.729	156-39.0	77	298-74.5	49	63	18	27
1987 - 5 games	**FG-FGA**	**PCT**	**3FG-FGA**	**PCT**	**FT-FTA**	**PCT**	**REB-AVG**	**PF**	**PTS-AVG**	**AS**	**TO**	**BK**	**ST**
UT	146-305	.479			89-125	.712	229-45.8	104	379-75.8	90	83	13	42
OPP	112-300	.373			62-112	.554	176-35.2	111	286-57.2	48	92	20	32
1988 - 4 games	**FG-FGA**	**PCT**	**3FG-FGA**	**PCT**	**FT-FTA**	**PCT**	**REB-AVG**	**PF**	**PTS-AVG**	**AS**	**TO**	**BK**	**ST**
UT	122-241	.506	2-10	.200	63-79	.797	160-40.0	72	309-77.3	55	71	15	32
OPP	110-263	.418	4-20	.200	38-59	.644	142-35.5	72	262-65.5	48	78	6	38
1989 - 5 games	**FG-FGA**	**PCT**	**3FG-FGA**	**PCT**	**FT-FTA**	**PCT**	**REB-AVG**	**PF**	**PTS-AVG**	**AS**	**TO**	**BK**	**ST**
UT	156-322	.484	0-2	.000	106-141	.752	221-44.2	64	418-83.6	78	83	16	53
OPP	132-317	.416	10-40	.250	39-55	.709	156-31.2	116	313-62.6	53	104	8	36
1990 - 3 games	**FG-FGA**	**PCT**	**3FG-FGA**	**PCT**	**FT-FTA**	**PCT**	**REB-AVG**	**PF**	**PTS-AVG**	**AS**	**TO**	**BK**	**ST**
UT	91-199	.457	1-10	.100	59-96	.615	137-45.7	57	242-80.7	39	51	5	35
OPP	76-170	.447	11-29	.379	46-67	.687	109-36.3	72	209-69.7	32	68	12	22
1991 - 5 games	**FG-FGA**	**PCT**	**3FG-FGA**	**PCT**	**FT-FTA**	**PCT**	**REB-AVG**	**PF**	**PTS-AVG**	**AS**	**TO**	**BK**	**ST**
UT	117-287	.408	12-35	.343	84-135	.622	224-44.8	100	330-66	57	90	17	39
OPP	114-286	.399	14-40	.350	58-89	.652	175-35.0	112	300-60	47	84	21	36
1992 - 2 games	**FG-FGA**	**PCT**	**3FG-FGA**	**PCT**	**FT-FTA**	**PCT**	**REB-AVG**	**PF**	**PTS-AVG**	**AS**	**TO**	**BK**	**ST**
UT	60-134	.448	10- 31	.323	37- 55	.673	87-43.5	47	167-83.5	27	33	0	22
OPP	47-105	.448	5- 11	.454	32- 52	.615	70-35.0	48	131-65.5	19	46	8	15
1993 - 3 games	**FG-FGA**	**PCT**	**3FG-FGA**	**PCT**	**FT-FTA**	**PCT**	**REB-AVG**	**PF**	**PTS-AVG**	**AS**	**TO**	**BK**	**ST**
UT	83-204	.407	11-32	.348	42-67	.627	130-43.3	56	219-73.0	38	37	8	37
OPP	72-157	.459	7- 13	.538	41-56	.732	10A5-35.0	59	192-64.0	33	54	11	13
1994 - 3 games	**FG-FGA**	**PCT**	**3FG-FGA**	**PCT**	**FT-FTA**	**PCT**	**REB-AVG**	**PF**	**PTS-AVG**	**AS**	**TO**	**BK**	**ST**
UT	87-182	.478	10- 29	.344	73- 103	.708	137-45.6	49	257-85.6	47	44	7	39
OPP	72-165	.436	7- 20	.350	23- 43	.534	83 -27.6	74	174-58.0	31	56	3	17
1995 - 6 games	**FG-FGA**	**PCT**	**3FG-FGA**	**PCT**	**FT-FTA**	**PCT**	**REB-AVG**	**PF**	**PTS-AVG**	**AS**	**TO**	**BK**	**ST**
UT	179-384	.466	15- 45	.333	97- 127	.764	280-46.7	86	470-78.3	115	90	16	53
OPP	139-371	.375	19- 69	.275	51- 81	.630	200-33.3	113	348-58.0	62	98	20	47
1996 - 6 games	**FG-FGA**	**PCT**	**3FG-FGA**	**PCT**	**FT-FTA**	**PCT**	**REB-AVG**	**PF**	**PTS-AVG**	**AS**	**TO**	**BK**	**ST**
UT	198-418	.474	16- 40	.400	97- 144	.674	281-46.8	85	509-84.8	101	76	14	63
OPP	150-381	.394	30-105	.286	56- 81	.691	216-36.0	112	386-64.3	76	103	23	37
1997 – 6 games	**FG-FGA**	**PCT**	**3FG-3FGA**	**PCT**	**FT-FTA**	**PCT**	**REB-AVG**	**PF**	**PTS-AVG**	**AS**	**TO**	**BK**	**ST**
UT	179-352	.509	23-50	.460	100-144	.694	232-38.7	91	481-80.2	76	111	16	65
OPP	155-369	.420	26-92	.283	50-76	.658	194-32.3	114	386-64.3	80	124	11	63
1998 – 6 games	**FG-FGA**	**PCT**	**3FG-3FGA**	**PCT**	**FT-FTA**	**PCT**	**REB-AVG**	**PF**	**PTS-AVG**	**AS**	**TO**	**BK**	**ST**
UT	196-427	.459	14-47	.298	125-175	.714	284-47.3	90	531-88.5	93	94	39	67
OPP	145-392	.370	27-81	.333	66-95	.695	234-39.0	136	383-63.8	64	144	17	51
1999 – 4 games	**FG-FGA**	**PCT**	**3FG-3FGA**	**PCT**	**FT-FTA**	**PCT**	**REB-AVG**	**PF**	**PTS-AVG**	**AS**	**TO**	**BK**	**ST**
UT	134-284	.472	12-38	.316	53-85	.624	166-41.5	61	333-83.3	51	49	15	51
OPP	87-210	.414	15-40	.375	48-65	.738	132-33.0	85	237-59.3	48	93	14	17
2000 - 6 games	**FG-FGA**	**PCT**	**3FG-3FGA**	**PCT**	**FT-FTA**	**PCT**	**REB-AVG**	**PF**	**PTS-AVG**	**AS**	**TO**	**BK**	**ST**
UT	141-342	.412	24-64	.375	109-154	.708	251-41.8	93	415-69.2	74	99	28	61
OPP	129-344	.375	18-75	.240	47-79	.595	204-34.0	133	323-53.8	76	121	20	47
2001 - 3 games	**FG-FGA**	**PCT**	**3FG-3FGA**	**PCT**	**FT-FTA**	**PCT**	**REB-AVG**	**PF**	**PTS-AVG**	**AS**	**TO**	**BK**	**ST**
UT	84-200	.420	16-46	.348	53-67	.791	146-48.7	53	237-79.0	47	45	13	22
OPP	72-184	.391	17-64	.266	32-47	.681	95-31.7	51	193-64.3	35	41	9	26
2002 - 5 games	**FG-FGA**	**PCT**	**3FG-3FGA**	**PCT**	**FT-FTA**	**PCT**	**REB-AVG**	**PF**	**PTS-AVG**	**AS**	**TO**	**BK**	**ST**
UT	134-332	.404	19-58	.328	91-115	.791	219-43.8	91	378-75.6	69	62	22	47
OPP	114-288	.396	28-91	.308	61-89	.685	180-36.0	91	317-63.4	64	83	31	28
2003 - 6 games	**FG-FGA**	**PCT**	**3FG-3FGA**	**PCT**	**FT-FTA**	**PCT**	**REB-AVG**	**PF**	**PTS-AVG**	**AS**	**TO**	**BK**	**ST**
UT	171-361	.474	32-86	.372	95-128	.742	267-44.5	73	469-78.2	86	77	25	50
OPP	126-355	.355	36-109	.330	42-53	.792	173-28.8	107	330-55.0	61	85	16	33
2004 - 6 games	**FG-FGA**	**PCT**	**3FG-3FGA**	**PCT**	**FT-FTA**	**PCT**	**REB-AVG**	**PF**	**PTS-AVG**	**AS**	**TO**	**BK**	**ST**
UT	154-365	.422	23-73	.315	71-100	.710	255-42.5	90	402-67.0	77	81	24	37
OPP	134-357	.375	27-84	.321	67-94	.713	206-34.3	91	362-60.3	63	74	21	50
2005 - 5 games	**FG-FGA**	**PCT**	**3FG-3FGA**	**PCT**	**FT-FTA**	**PCT**	**REB-AVG**	**PF**	**PTS-AVG**	**AS**	**TO**	**BK**	**ST**
UT	131-310	.423	24-60	.400	81-116	.698	226-45.2	84	367-73.4	63	81	27	56
OPP	98-286	.343	19-77	.247	58-80	.725	173-34.6	97	273-54.6	44	97	15	55
2006 - 4 games	**FG-FGA**	**PCT**	**3FG-3FGA**	**PCT**	**FT-FTA**	**PCT**	**REB-AVG**	**PF**	**PTS-AVG**	**AS**	**TO**	**BK**	**ST**
UT	108-233	.464	21-62	.339	70-95	.737	159-39.8	59	307-76.8	68	68	30	37
OPP	95-240	.396	19-55	.345	42-53	.792	131-32.8	81	251-62.8	56	65	13	36
2007 - 6 games	**FG-FGA**	**PCT**	**3FG-3FGA**	**PCT**	**FT-FTA**	**PCT**	**REB-AVG**	**PF**	**PTS-AVG**	**AS**	**TO**	**BK**	**ST**
UT	154-353	.436	27-81	.333	87-121	.719	242-40.3	84	422-70.3	83	78	31	57
OPP	109-315	.346	18-75	.240	59-80	.738	190-31.7	104	295-49.2	54	109	15	32
2008 - 6 games	**FG-FGA**	**PCT**	**3FG-3FGA**	**PCT**	**FT-FTA**	**PCT**	**REB-AVG**	**PF**	**PTS-AVG**	**AS**	**TO**	**BK**	**ST**
UT	150-362	.414	29-86	.337	81-118	.686	245-40.8	98	410-68.3	74	89	29	64
OPP	120-323	.372	17-65	.262	53-90	.589	206-34.3	108	310-51.7	57	119	15	45
2009 - 1 game	**FG-FGA**	**PCT**	**3FG-3FGA**	**PCT**	**FT-FTA**	**PCT**	**REB-AVG**	**PF**	**PTS-AVG**	**AS**	**TO**	**BK**	**ST**
UT	23-66	.348	2-18	.111	7-11	.636	44-44.0	16	55-55.0	15	16	4	5
OPP	24-54	.444	7-19	.368	16-20	.800	34-34.0	12	71-71.0	7	13	1	7
2010 - 3 games	**FG-FGA**	**PCT**	**3FG-3FGA**	**PCT**	**FT-FTA**	**PCT**	**REB-AVG**	**PF**	**PTS-AVG**	**AS**	**TO**	**BK**	**ST**
UT	97-219	.443	16-46	.348	19-40	.475	133-44.3	47	229-76.3	51	30	18	21
OPP	69-171	.404	10-34	.294	35-44	.795	106-35.3	41	183-61.0	31	47	21	12
2011 - 4 games	**FG-FGA**	**PCT**	**3FG-3FGA**	**PCT**	**FT-FTA**	**PCT**	**REB-AVG**	**PF**	**PTS-AVG**	**AS**	**TO**	**BK**	**ST**
UT	127-272	.467	20-59	.339	48-76	.632	195-48.4	54	322-80.5	63	46	21	26
OPP	95-251	.378	23-69	.333	39-52	.750	128-32.0	68	252-63.0	52	53	14	22
2012 - 4 games	**FG-FGA**	**PCT**	**3FG-3FGA**	**PCT**	**FT-FTA**	**PCT**	**REB-AVG**	**PF**	**PTS-AVG**	**AS**	**TO**	**BK**	**ST**
UT	102-271	.376	23-83	.277	50-64	.781	191-47.8	51	277-69.3	50	47	18	28
OPP	96-258	.372	19-66	.288	36-46	.783	149-37.3	54	247-61.2	49	44	18	22
2013 - 4 games	**FG-FGA**	**PCT**	**3FG-3FGA**	**PCT**	**FT-FTA**	**PCT**	**REB-AVG**	**PF**	**PTS-AVG**	**AS**	**TO**	**BK**	**ST**
UT	109-244	.447	21-66	.318	64-86	.744	162-40.5	63	303-75.8	55	61	19	45
OPP	92-263	.350	24-97	.247	51-65	.785	162-40.5	65	259-64.8	36	71	14	27
2014 - 3 games	**FG-FGA**	**PCT**	**3FG-3FGA**	**PCT**	**FT-FTA**	**PCT**	**REB-AVG**	**PF**	**PTS-AVG**	**AS**	**TO**	**BK**	**ST**
UT	68-168	.405	9-26	.346	54-70	.771	127-42.3	46	199-66.3	35	49	13	23
OPP	65-177	.367	11-47	.234	29-46	.630	104-34.7	66	170-56.7	36	48	2	25
1982-2014 - 142 games	**FG-FGA**	**PCT**	**3FG-FGA**	**PCT**	**FT-FTA**	**PCT**	**REB-AVG**	**PF**	**PTS-AVG**	**AS**	**TO**	**BK**	**ST**
UT	**4003-8933**	**.448**	**432-1283**	**.337**	**2287-3245**	**.705**	**6206-43.7**	**2339**	**10723-75.5**	**2031**	**2168**	**538**	**1317**
OPP	**3326-8481**	**.392**	**468-1587**	**.295**	**1544-2254**	**.685**	**4884-34.4**	**2765**	**8654-60.9**	**1520**	**2540**	**466**	**1036**

TENNESSEE IN THE POSTSEASON

Date	Opponent	UT	Opp
■ 1977 – AIAW Third in the Nation			
AIAW Region II Championships, Memphis, Tenn.			
Mar. 10	Clemson	84	46
Mar. 11	Old Dominion	61	60
Mar. 12	Tennessee Tech	72	59
AIAW Championships, Minneapolis, Minn.			
Mar. 23	Michigan State	76	62
Mar. 24	Kansas State	81	69
Mar. 25	Delta State	58	62
Mar. 26	Immaculata	91	71
■ 1978			
AIAW Region II Championships, Chapel Hill, N.C.			
Mar. 9	North Carolina	92	66
Mar. 10	Kentucky	76	60
Mar. 11	North Carolina State	64	62
AIAW South Satellite Tournament, Cleveland, Miss.			
Mar. 17	Maryland	69	75
Mar. 18	Valdosta State	80	83
■ 1979 – AIAW Third in the Nation			
AIAW Region II Championships, Knoxville, Tenn.			
Mar. 8	Clemson	89	61
Mar. 9	South Carolina	76	64
Mar. 10	Old Dominion	72	74
AIAW East Satellite Tournament, Bronx, N.Y.			
Mar. 16	Rutgers	79	69
Mar. 17	Fordham	76	54
AIAW Championships, Greensboro, N.C.			
Mar. 23	*Louisiana Tech*	*84*	*102*
Mar. 25	UCLA	104	86
■ 1980 – AIAW Runner-Up			
AIAW Region II Championships, Knoxville, Tenn., and Columbia, S.C.			
Mar. 5	Clemson	95	79
Mar. 7	South Carolina	67	54
Mar. 8	Old Dominion	67	68
AIAW South Satellite Tournament, Knoxville, Tenn.			
Mar. 15	Kansas State	84	64
Mar. 18	Maryland	93	76
AIAW Championships, Mount Pleasant, Mich.			
Mar. 21	South Carolina	75	72
Mar. 23	Old Dominion	53	68
■ 1981 – AIAW Runner-Up			
AIAW Region II Championships, Knoxville, Tenn., and Norfolk, Va.			
Mar. 10	Virginia	81	54
Mar. 13	Kentucky	58	49
Mar. 14	Old Dominion	65	64
AIAW National Playoffs, Knoxville, Tenn.			
Mar. 21	Illinois *State*	78	63
Mar. 24	Maryland	79	67
AIAW Championships, Eugene, Ore.			
Mar. 27	Old Dominion	68	65
Mar. 29	Louisiana Tech	59	79
■ 1982 – NCAA Third in the Nation			
NCAA First Round, Knoxville, Tenn.			
Mar. 13	Jackson State	72	56
NCAA Mideast Regional Championships, Knoxville, Tenn.			
Mar. 19	Memphis State	78	63
Mar. 21	Southern California (OT)	91	90
NCAA Final Four, Norfolk, Va.			
Mar. 26	Louisiana Tech	46	69
■ 1983			
NCAA First Round, Knoxville, Tenn.			
Mar. 19	South Carolina State	86	51
NCAA Mideast Regional Championships, South Bend, Ind.			
Mar. 25	Mississippi (3 OT)	90	83
Mar. 27	Georgia	63	67
■ 1984 – NCAA Runner-Up			
NCAA First Round, Knoxville, Tenn.			
Mar. 17	Middle Tennessee State	70	52
NCAA Mideast Regional Championships, Knoxville, Tenn.			
Mar. 23	Alabama	65	58
Mar. 25	Georgia	73	61
NCAA Final Four, Los Angeles, Calif.			
Mar. 30	Cheyney	82	73
Apr. 1	Southern California	61	72
■ 1985			
NCAA First Round, Knoxville, Tenn.			
Mar. 16	Virginia	65	55
NCAA Mideast Regional Championships, Bowling Green, Ky.			
Mar. 22	Mississippi	60	63
■ 1986 – NCAA Third in the Nation			
NCAA First Round, Knoxville, Tenn.			
Mar. 16	Iowa	73	68
NCAA Mideast Regional Championships, Iowa City, Iowa			
Mar. 20	Georgia	85	82
Mar. 22	Louisiana State	67	65
NCAA Final Four, Lexington, Ky.			
Mar. 28	Southern California	59	83
■ 1987 – NCAA Champion			
NCAA First Round, Knoxville, Tenn.			
Mar. 15	**Tennessee Tech**	**95**	**59**
NCAA Mideast Regional Championships, Knoxville, Tenn.			
Mar. 19	**Virginia**	**66**	**58**
Mar. 21	**Auburn**	**77**	**61**
NCAA Final Four, Austin, Texas			
Mar. 27	**Long Beach State**	**74**	**64**
Mar. 29	**Louisiana Tech**	**67**	**44**
■ 1988 – NCAA Third in the Nation			
NCAA Second Round, Knoxville, Tenn.			
Mar. 18	Wake Forest	94	66
NCAA East Regional Championships, Norfolk, Va.			
Mar. 24	James Madison	72	52
Mar. 26	Virginia	84	76
NCAA Final Four, Tacoma, Wash.			
Apr. 1	Louisiana Tech	59	68
■ 1989 – NCAA Champion			
NCAA Second Round, Knoxville, Tenn.			
Mar. 18	**LaSalle**	**91**	**61**
NCAA East Regional Championships, Bowling Green, Ky.			
Mar. 23	**Virginia**	**80**	**47**
Mar. 25	**Long Beach State**	**94**	**80**
NCAA Final Four, Tacoma, Wash.			
Mar. 31	**Maryland**	**77**	**65**
Apr. 2	**Auburn**	**76**	**60**
■ 1990			
NCAA Second Round, Knoxville, Tenn.			
Mar. 17	Old Dominion	87	68
NCAA East Regional Championships, Norfolk, Va.			
Mar. 22	Clemson	80	62
Mar. 24	Virginia (OT)	75	79
■ 1991 – NCAA Champion			
NCAA Second Round, Knoxville, Tenn.			
Mar. 17	**SW Missouri State**	**55**	**47**
NCAA Mideast Regional Championships, Knoxville, Tenn.			
Mar. 21	**Western Kentucky**	**68**	**61**
Mar. 23	**Auburn**	**69**	**65**
NCAA Final Four, New Orleans, La.			
Mar. 30	**Stanford**	**68**	**60**
Mar. 31	**Virginia (OT)**	**70**	**67**
■ 1992			
NCAA Second Round, Knoxville, Tenn.			
Mar. 21	Rutgers	97	56
NCAA Mideast Regional Championships, West Lafayette, Ind.			
Mar. 26	Western Kentucky	70	75
■ 1993			
NCAA Second Round, Knoxville, Tenn.			
Mar. 20	Northwestern	89	66
NCAA Mideast Regional Championships, Iowa City, Iowa			
Mar. 25	North Carolina	74	54
Mar. 27	Iowa	56	72
■ 1994			
NCAA First Round, Knoxville, Tenn.			
Mar. 16	North Carolina A&T	111	37
NCAA Second Round, Knoxville, Tenn.			
Mar. 19	Clemson	78	66
NCAA Mideast Regional Championships, Fayetteville, Ark.			
Mar. 24	Louisiana Tech	68	71
■ 1995 – NCAA Runner-Up			
NCAA First and Second Rounds, Knoxville, Tenn.			
Mar. 16	Florida A&M	96	59
Mar. 18	Florida International	70	44
NCAA Mideast Regional Championships, Knoxville, Tenn.			
Mar. 23	Western Kentucky	87	65
Mar. 25	Texas Tech	80	59
NCAA Final Four, Minneapolis, Minn.			
Apr. 1	Georgia	73	51
Apr. 2	Connecticut	64	70
■ 1996 – NCAA Champion			
NCAA First and Second Rounds, Knoxville, Tenn.			
Mar. 16	**Radford**	**97**	**56**
Mar. 18	**Ohio State**	**97**	**65**
NCAA East Regional Championships, Charlottesville, Va.			
Mar. 23	**Kansas**	**92**	**71**
Mar. 25	**Virginia**	**52**	**46**
NCAA Final Four, Charlotte, N.C.			
Mar. 29	**Connecticut (OT)**	**88**	**83**
Mar. 31	**Georgia**	**83**	**65**
■ 1997 – NCAA Champion			
NCAA First and Second Rounds, Knoxville, Tenn.			
Mar. 15	**Grambling State**	**91**	**54**
Mar. 17	**Oregon**	**76**	**59**
NCAA Midwest Regional Championships, Iowa City, Iowa			
Mar. 22	**Colorado**	**75**	**67**
Mar. 24	**Connecticut**	**91**	**81**
NCAA Final Four, Cincinnati, Ohio			
Mar. 29	**Notre Dame**	**80**	**66**
Mar. 30	**Old Dominion**	**68**	**59**
■ 1998 – NCAA Champion			
NCAA First and Second Rounds, Knoxville, Tenn.			
Mar. 14	**Liberty**	**102**	**58**
Mar. 16	**Western Kentucky**	**82**	**62**
NCAA Mideast Regional Championships, Nashville, Tenn.			
Mar. 21	**Rutgers**	**92**	**60**
Mar. 23	**North Carolina**	**76**	**70**
NCAA Final Four, Kansas City, Mo.			
Mar. 27	**Arkansas**	**86**	**58**
Mar. 29	**Louisiana Tech**	**93**	**75**
■ 1999			
NCAA First and Second Rounds, Knoxville, Tenn.			
Mar. 13	Appalachian State	113	54
Mar. 15	Boston College	89	62
NCAA East Regional Championships, Greensboro, N.C.			
Mar. 20	Virginia Tech	68	52
Mar. 22	Duke	63	69
■ 2000 – NCAA Runner-Up			
NCAA First and Second Rounds, Knoxville, Tenn.			
Mar. 18	Furman	90	38
Mar. 20	Arizona	75	60
NCAA Mideast Regional Championships, Memphis, Tenn.			
Mar. 25	Virginia	77	56
Mar. 27	Texas Tech	57	44
NCAA Final Four, Philadelphia, Pa.			
Mar. 31	Rutgers	64	54
Apr. 2	Connecticut	52	71
■ 2001			
NCAA First and Second Rounds, Knoxville, Tenn.			
Mar. 16	Austin Peay	80	38
Mar. 18	St. Mary's (Calif.)	92	75
NCAA Mideast Regional Championships, Birmingham, Ala.			
Mar. 24	Xavier	65	80
■ 2002 – NCAA Third in the Nation			
NCAA First and Second Rounds, Knoxville, Tenn.			
Mar. 15	Georgia State	98	68
Mar. 17	Notre Dame	89	50
NCAA Midwest Regional Championships, Ames, Iowa			
Mar. 23	Brigham Young	68	57
Mar. 25	Vanderbilt	68	63
NCAA Final Four, San Antonio, Texas			
Mar. 29	Connecticut	56	79

TENNESSEE IN THE POSTSEASON

Date	Opponent	UT	Opp
■ 2003 – NCAA Runner-Up			
NCAA First and Second Rounds, Knoxville, Tenn.			
Mar. 22	Alabama State	95	43
Mar. 24	Virginia	81	51
NCAA Mideast Regional Championships, Knoxville, Tenn.			
Mar. 29	Penn State	86	58
Mar. 31	Villanova	73	49
NCAA Final Four, Atlanta, Ga.			
Apr. 6	Duke	66	56
Apr. 8	Connecticut	68	73
■ 2004 – NCAA Runner-Up			
NCAA First and Second Rounds, Tallahassee, Fla.			
Mar. 20	Colgate	77	54
Mar. 22	DePaul	79	59
NCAA Midwest Regional Championships, Norman, Okla.			
Mar. 28	Baylor	71	69
Mar. 30	Stanford	62	60
NCAA Final Four, New Orleans, La.			
Apr. 4	LSU	52	50
Apr. 6	Connecticut	61	70
■ 2005 – NCAA Third in Nation			
NCAA First and Second Rounds, Knoxville, Tenn.			
Mar. 20	Western Carolina	94	43
Mar. 22	Purdue	75	54
NCAA Philadelphia East Regional Championships, Philadelphia, Pa.			
Mar. 27	Texas Tech	75	59
Mar. 29	Rutgers	59	49
NCAA Final Four, Indianapolis, Ind.			
Apr. 3	Michigan State	64	68
■ 2006			
NCAA First and Second Rounds, Norfolk, Va.			
Mar. 19	Army	102	54
Mar. 21	George Washington	66	53
NCAA Cleveland Regional Championships, Cleveland, Ohio			
Mar. 26	Rutgers	76	69
Mar. 28	North Carolina	63	75
■ 2007 – NCAA Champion			
NCAA First and Second Rounds, Pittsburgh, Pa.			
Mar. 18	**Drake**	**76**	**37**
Mar. 20	**Pittsburgh**	**68**	**54**
NCAA Dayton Regional Championships, Dayton, Ohio			
Mar. 25	**Marist**	**65**	**46**
Mar. 27	**Mississippi**	**98**	**62**
NCAA Final Four, Cleveland, Ohio			
Apr. 1	**North Carolina**	**56**	**50**
Apr. 3	**Rutgers**	**59**	**46**
■ 2008 – NCAA Champion			
NCAA First and Second Rounds, West Lafayette, Ind.			
Mar. 23	**Oral Roberts**	**94**	**55**
Mar. 25	**Purdue**	**78**	**52**
NCAA Oklahoma City Regional Championships, Oklahoma City, Okla.			
Mar. 30	**Notre Dame**	**74**	**64**
Apr. 1	**Texas A&M**	**53**	**45**
NCAA Final Four, Tampa, Fla.			
Apr. 6	**LSU**	**47**	**46**
Apr. 8	**Stanford**	**64**	**48**
■ 2009			
NCAA First Round, Bowling Green, Ky.			
Mar. 22	Ball State	55	71
■ 2010			
NCAA First and Second Rounds, Knoxville, Tenn.			
Mar. 20	Austin Peay	75	42
Mar. 22	Dayton	92	64
NCAA Memphis Regional Championships, Memphis, Tenn.			
Mar. 27	Baylor	62	77
■ 2011			
NCAA First and Second Rounds, Knoxville, Tenn.			
Mar. 19	Stetson	99	34
Mar. 21	Marquette	79	70
NCAA Dayton Regional Championships, Dayton, Ohio			
Mar. 26	Ohio State	85	75
Mar. 28	Notre Dame	59	73
■ 2012			
NCAA First and Second Rounds, Chicago, Ill.			
Mar. 17	UT-Martin	72	49
Mar. 20	DePaul	63	48
NCAA Des Moines Regional Championships, Des Moines, Iowa			
Mar. 24	Kansas	84	73
Mar. 27	Baylor	58	77
■ 2013			
NCAA First and Second Rounds, Knoxville, Tenn.			
Mar. 23	Oral Roberts	83	62
Mar. 25	Creighton	68	52
NCAA Oklahoma City Regional Championships, Oklahoma City, Okla.			
Mar. 31	Oklahoma	74	59
Apr. 2	Louisville	78	86
■ 2014			
NCAA First and Second Rounds, Knoxville, Tenn.			
Mar. 22	Northwestern State	70	46
Mar. 24	St. John's	67	51
NCAA Louisville Regional Championships, Louisville, Ky.			
Mar. 30	Maryland	62	73

UT RECORD VS. CONFERENCES

Of the Lady Vols' 142 games in the NCAA Tournament since 1982, Tennessee has faced 27 different conferences. Almost half of UT's total number of games have come against teams from the Southeastern Conference (15-2), the Atlantic Coast Conference (16-4) and the Big East (16-7). The breakdown:

Atlantic Coast (16-4)
Atlantic Sun (2-0)
Atlantic 10 (6-1)
Big Ten (7-2)
Big 12 (9-2)
Big East (16-7)
Big South (2-0)
Colonial (2-0)
Conference USA (2-0)
Metro-Atlantic (1-0)
Mid-American (0-1)
Mid-Eastern Athletic (3-0)
Missouri Valley (3-0)
Mountain West (1-0)
Ohio Valley (5-0)
Pac 10 (6-2)
Patriot (2-0)
Southeastern (15-2)
Southern (3-0)
Southland (2-0)
Southwestern Athletic (3-0)
Summit League (1-0)
Sun Belt (5-4)
Trans-American (1-0)
West Coast (1-0)
Western Collegiate (2-0)
Independent (1-0)

UT RECORDS IN THE NCAA TOURNAMENT

All Games (142): 117-25
1st Rd. (27): 26-1 (H: 21-0, A: 0-0, N: 5-1)
2nd Rd. (26): 26-0 (H: 21-0, A: 3-0, N: 2-0)
Sweet 16 (32): 26-6 (H: 6-0, A: 0-0, N: 20-6)
Elite 8 (26): 18-8 (H: 6-0, A: 1-1, N: 11-7)
Final Four (18): 21-10
Final Four Semifinals (18): 13-5
Final Four Championship (13): 8-5

UT RECORD VS. OPPONENTS

Tennessee has played 80 different opponents in 142 NCAA playoff games since 1982 and sports a 117-25 record. The Lady Vols have compiled the following records against the opposition:

Alabama (1-0), Alabama State (1-0), Appalachian St. (1-0), Arizona (1-0), Arkansas (1-0), Army (1-0), Auburn (3-0), Austin Peay (2-0), Ball State (0-1), Baylor (1-2), Boston College (1-0), Brigham Young (1-0), Cheyney (1-0), Clemson (2-0), Colgate (1-0), Colorado (1-0), Connecticut (2-5), Creighton (1-0), Dayton (1-0), DePaul (2-0), Drake (1-0), Duke (1-1), Fla. A&M (1-0), Fla. Intl. (1-0), Furman (1-0), George Washington (1-0), Georgia (4-1), Georgia State (1-0), Grambling (1-0), Iowa (1-1), Jackson State (1-0), James Madison (1-0), Kansas (2-0), LaSalle (1-0), Liberty (1-0), Long Beach (2-0), Louisiana State (3-0), Louisiana Tech (2-3), Louisville (0-1), Marist (1-0), Marquette (1-0), Maryland (1-1), Memphis (1-0), Michigan State (0-1), Middle Tennessee (1-0), Mississippi (2-1), North Carolina (3-1), North Carolina A&T (1-0), Northwestern (1-0), Northwestern State (1-0), Notre Dame (3-1), Ohio State (2-0), Oklahoma (1-0), Old Dominion (2-0), Oral Roberts (2-0), Oregon (1-0), Penn State (1-0), Pittsburgh (1-0). Purdue (2-0), Radford (1-0), Rutgers (6-0), South Carolina State (1-0), Southern California (1-2), Southwest Missouri (1-0), Stanford (3-0), Stetson (1-0), St. John's (1-0), St. Mary's (CA) (1-0), Tennessee-Martin (1-0), Tennessee Tech (1-0), Texas A&M (1-0), Texas Tech (3-0), Vanderbilt (1-0), Villanova (1-0), Virginia (8-1), Virginia Tech (1-0), Wake Forest (1-0), Western Carolina (1-0), Western Kentucky (3-1) and Xavier (0-1).

TOP FIVE COACHES BY NCAA FINAL FOUR APPEARANCES

RK.	COACH	SCHOOL	APP	W-L	AT FINAL FOUR
1.	Pat Summitt	Tennessee	18	21-10	Eight titles (1987, '89, '91, '96, '97, '98, '07, '08)
2.	Geno Auriemma	Connecticut	15	18-5	Nine titles (1995, '00, '02, '03, '04, '09, '10, '13, '14)
3.	Tara VanDerveer	Stanford	11	6-9	Two titles (1990, '92)
4.	Leon Barmore	Louisiana Tech	9	6-8	One title (1988)
5.	Muffet McGraw	Notre Dame	6	5-5	One title (2005)

TOP FIVE TEAMS IN THE NCAA TOURNAMENT BY TOTAL GAMES PLAYED

RK.	SCHOOL	GAMES	W-L	YEARS	1st	2nd	3rd
1.	**TENNESSEE**	**142**	**117-25**	**33**	**8**	**5**	**5**
2.	Connecticut	114	97-17	26	9	0	5
3.	Stanford	101	75-26	28	2	2	8
4.	Louisiana Tech	90	65-25	27	2	4	4
5.	Georgia	85	55-31	31	0	2	3

NCAA TOURNAMENT HONORS

FINAL FOUR MVP
2008 – Candace Parker
2007 – Candace Parker
1998 – Chamique Holdsclaw
1997 – Chamique Holdsclaw
1996 – Michelle Marciniak
1989 – Bridgette Gordon
1987 – Tonya Edwards

FINAL FOUR ALL-TOURNAMENT
2008 – Candace Parker, Nicky Anosike, Shannon Bobbitt
2007 – Candace Parker, Nicky Anosike, Shannon Bobbitt
2004 – Shanna Zolman
2003 – Gwen Jackson, Kara Lawson
2000 – Tamika Catchings
1998 – Chamique Holdsclaw, Tamika Catchings, Kellie Jolly
1997 – Chamique Holdsclaw, Kellie Jolly
1996 – Michelle Marciniak, Chamique Holdsclaw, Tiffani Johnson
1995 – Nikki McCray
1991 – Dena Head, Daedra Charles
1989 – Bridgette Gordon, Sheila Frost
1987 – Tonya Edwards, Bridgette Gordon
1984 – Mary Ostrowski

EAST REGIONAL MVP
1996 – Latina Davis
1989 – Bridgette Gordon
1988 – Dawn Marsh

EAST REGIONAL ALL-TOURNAMENT
1999 – Chamique Holdsclaw, Tamika Catchings
1996 – Latina Davis, Michelle Marciniak, Chamique Holdsclaw
1990 – Daedra Charles, Dena Head
1989 – Bridgette Gordon, Sheila Frost
1988 – Dawn Marsh, Bridgette Gordon

MIDEAST REGIONAL MVP
2003 – Gwen Jackson
2000 – Tamika Catchings
1998 – Chamique Holdsclaw
1995 – Nikki McCray
1991 – Kelli Casteel
1987 – Bridgette Gordon
1986 – Shelley Sexton
1984 – Mary Ostrowski
1982 – Shelia Collins

MIDEAST REGIONAL ALL-TOURNAMENT
2003 – Shyra Ely, Gwen Jackson, Kara Lawson
2000 – Tamika Catchings, Semeka Randall
1998 – Chamique Holdsclaw, Semeka Randall
1995 – Nikki McCray, Dana Johnson, Michelle Marciniak
1994 – Nikki McCray
1993 – Tiffany Woosley, Lisa Harrison
1991 – Kelli Casteel, Daedra Charles, Jody Adams
1987 – Bridgette Gordon, Sheila Frost
1986 – Shelley Sexton, Sheila Frost
1985 – Shelia Collins
1984 – Mary Ostrowski, Tanya Haave
1983 – Tanya Haave
1982 – Shelia Collins

MIDWEST REGIONAL MVP
1997 – Chamique Holdsclaw

MIDWEST REGIONAL ALL-TOURNAMENT
2004 – Tasha Butts, Shyra Ely, LaToya Davis
2002 – Shyra Ely, Gwen Jackson
1997 – Chamique Holdsclaw, Kellie Jolly, Pashen Thompson

PHILADELPHIA REGIONAL ALL-TOURNAMENT
2005 – Shyra Ely, Shanna Zolman

CLEVELAND REGIONAL ALL-TOURNAMENT
2006 – Candace Parker, Shanna Zolman

DAYTON REGIONAL MVP
2007 – Candace Parker

DAYTON REGIONAL ALL-TOURNAMENT
2007 – Candace Parker, Shannon Bobbitt
2011 – Shekinna Stricklen

OKLAHOMA CITY REGIONAL MVP
2008 – Candace Parker

OKLAHOMA CITY REGIONAL ALL-TOURNAMENT
2008 – Candace Parker, Alexis Hornbuckle
2013 – Taber Spani, Kamiko Williams

DES MOINES REGIONAL ALL-TOURNAMENT
2012 – Glory Johnson, Shekinna Stricklen

LOUISVILLE REGIONAL ALL-TOURNAMENT
2014 – Meighan Simmons

THE FEW. THE PROUD. THE NCAA CHAMPIONS.

The few. The proud. The NCAA Champions. During Pat Head Summitt's tenure as head coach (1974-2012), only 161 women were selected to wear the Orange and White of the University of Tennessee Lady Volunteers.

Fifty-eight players of 161 (through the 2011-12 season) have earned the distinction of being an "NCAA Champion" during their playing days at the University of Tennessee. That's practically 40 percent! And that is truly remarkable. Additionally, forty percent of the 58 players have brought home two or more titles.

A total of 12 coaches have helped to bring the eight titles to the Knoxville campus. The common denominator of the eight championships with coach Summitt was (then) associate head coach Holly Warlick. In her first tenure with the Lady Vols, Mickie DeMoss claimed six rings (1987, 1989, 1991, 1996, 1997 and 1998). Former assistants Al Brown (1996, 1997 and 1998) and Nikki Caldwell (2007, 2008) are the only former aides with numerous titles. Current assistant Dean Lockwood picked up his first national titles as a Lady Vol coach in 2007 and 2008. Seven graduate assistant coaches have had the opportunity to experience one title each.

Player	Year(s)	Player	Year(s)
Jody Adams	1991	Chamique Holdsclaw	1996, 97, 98
Nicky Anosike	2007, 08	Alexis Hornbuckle	2007, 08
Alberta Auguste	2007, 08	Karla Horton	1987
Vicki Baugh	2008	Marlene Jeter	1991
Angie Bjorklund	2008	Tiffani Johnson	1996, 97
Shannon Bobbitt	2007, 08	Kellie Jolly	1996, 97, 98
Niya Butts	1997, 98	Brynae Laxton	1996, 97, 98
Kelley Cain	2008	Cheryl Littlejohn	1987
Nikki Caldwell	1991	Michelle Marciniak	1996
Tamara Carver	1991	Dawn Marsh	1987
Kelli Casteel	1989, 91	Melissa McCray	1987, 89
Tamika Catchings	1998	Carla McGhee	1987, 89
Daedra Charles	1989, 91	Cait McMahan	2007, 08
Regina Clark	1989, 91	Laurie Milligan	1996, 97, 98
Kristen "Ace" Clement	1998	Sabrina Mott	1987
Abby Conklin	1996, 97	Candace Parker	2007, 08
Elizabeth Curry	2007	Semeka Randall	1998
Latina Davis	1996	Dominique Redding	2007
Tonya Edwards	1987, 89	Debbie Scott	1989
Kyra Elzy	1997, 98	Shelley Sexton	1987
Peggy Evans	1991	Sydney Smallbone	2008
Sheila Frost	1987, 89	Kim Smallwood	1996
Alex Fuller	2007, 08	Sidney Spencer	2007
Teresa Geter	1998	Kathy Spinks	1987
Bridgette Gordon	1987, 89	LaShonda Stephens	1997, 98
Misty Greene	1996, 97, 98	Pashen Thompson	1996, 97
Lisa Harrison	1991	Gay Townson	1987
Debbie Hawhee	1989, 91	Jennifer Tuggle	1987
Dena Head	1989, 91	Lisa Webb	1987

Staff	Position	Year(s)
Al Brown	Asst. Coach	1996, 97, 98
Nikki Caldwell	Asst. Coach	2007, 08
Elizabeth Curry	Grad Asst. Coach	2008
Mickie DeMoss	Assoc. Head Coach	1987, 89, 91, 96, 97, 98
Angela Lawson	Grad Asst. Coach	1991
Dean Lockwood	Asst. Coach	2007, 08
Dawn Marsh	Grad Asst. Coach	1989
Shelley Sexton	Grad Asst. Coach	1989
Pat Summitt	Head Coach	1987, 89, 91, 96, 97, 98, 07, 08
Pam Tanner	Grad Asst. Coach	1991
Heidi VanDerveer	Grad Asst. Coach	1987
Holly Warlick	Asst. Coach	1987, 89, 91, 96, 97, 98
	Assoc. Head Coach	2007, 08
Lisa Webb	Grad Asst. Coach	1989

NCAA STATS /// MISCELLANEOUS NCAA ACCOMPLISHMENTS

■ Tennessee has played in the most NCAA tourney games (142).

■ The Lady Vols have the most NCAA Tournament wins (117) and are second in tourney winning percentage (.824).

■ UT is the only team to appear in all 33 NCAA Tournaments.

■ Tennessee's 18 Final Four appearances rank first.

■ A total of 95 Lady Vol team members have participated/played in the Final Four, which ranks first among all schools.

■ Six Lady Vols have been the tournament's leading scorer on eight occasions -- Mary Ostrowski (1984), Bridgette Gordon (1987, 1989), Dana Johnson (1995), Chamique Holdsclaw (1997, 1998), Tamika Catchings (2000) and Candace Parker (2007).

■ UT's Chamique Holdsclaw is the NCAA's all-time leading tournament scorer (1996-99). She played in 22 tournament games and scored 479 points (21.8 ppg).

■ Seven Lady Vols have been the tournament's leading rebounder -- Mary Ostrowski (1984), Sheila Frost (1987), Daedra Charles (1991), Chamique Holdsclaw (1998), Tamika Catchings (2000), Gwen Jackson (2003) and Candace Parker (2007).

■ Tennessee's biggest come-from-behind victory in the NCAA Tournament came in the 1996 Elite 8, when UT trailed Virginia in Charlottesville by 17 before prevailing, 52-46.

■ In 2012, UT was down by 14 to Kansas in the Sweet 16 in Des Moines, Iowa, before bouncing back for an 84-73 victory in Pat Summitt's penultimate game.

YEAR-BY-YEAR /// LADY VOL 38-YEAR POSTSEASON RECORD

YEAR	AP RANKING	TEAMS PLAYED IN TOURNAMENT (AP RANKING)	RECORD	FINISH
1977	5th (28-5)	#2 Immaculata, #1 Delta St., #20 Kansas State, #17 Mich. St.	3-1	3rd AIAW
1978	1st (27-4)	#8 Valdosta St., #6 Maryland	0-2	4th SER
1979	3rd (30-9)	#6 UCLA, #2 La. Tech, #19 Fordham, #7 Rutgers	3-1	3rd AIAW
1980	2nd (33-5)	#1 ODU, #4 So. Carolina, #6 Maryland, #13 Kansas State	3-1	2nd AIAW
1981	2nd (25-6)	#1 La. Tech, #3 ODU, #8 Maryland, #15 Ill. St	3-1	2nd AIAW
1982	4th (22-10)	#1 La. Tech, #6 So. Cal, #17 Memphis St., Jackson St.	3-1	3rd NCAA
1983	10th (25-8)	#8 Georgia, #13 Ole Miss, South Carolina St.	2-1	2nd MER
1984	15th (23-10)	#5 So. Cal, #9 Cheyney, #3 Georgia, #12 Ala., MTSU	4-1	2nd NCAA
1985	13th (22-10)	#6 Ole Miss, UVA	1-1	3rd MER
1986	15th (24-10)	#3 So. Cal, #9 LSU, #2 Georgia, #14 Iowa	3-1	3rd NCAA
1987	7th (28-6)	#3 La. Tech, #4 Long Beach St., #2 Auburn, #11 UVA, Tenn. Tech	5-0	NCAA Champs
1988	1st (31-3)	#5 La. Tech, #10 UVA, #14 James Madison, Wake Forest	3-1	3rd NCAA
1989	1st (35-2)	#2 Auburn, #5 Maryland, #7 Long Beach St., UVA, #18 LaSalle	5-0	NCAA Champs
1990	4th (27-6)	#12 UVA, NR Clemson, ODU	2-1	2nd ER
1991	4th (30-5)	#2 UVA, #11 Stanford, #6 Auburn, #10 W. Ky., S.W. Mo. St.	5-0	NCAA Champs
1992	2nd (28-3)	#15 Western Kentucky, Rutgers	1-1	3rd MER
1993	2nd (28-3)	#4 Iowa, #18 UNC, Northwestern	2-1	2nd MER
1994	1st (30-2)	#6 La. Tech, North Carolina A&T, Clemson	2-1	3rd MER
1995	3rd (34-3)	#1 UConn, #12 Ga., #5 Texas Tech, #8 W. Ky., Fla. Int., Fla. A&M	5-1	2nd NCAA
1996	1st (32-4)	#5 Ga., #2 UConn, #11 UVA, #20 Kansas, Ohio St., Radford	6-0	NCAA Champs
1997	10th (29-10)	#2 ODU, #15 N. Dame, #1 UConn, #18 Colo., Ore., Grambling	6-0	NCAA Champs
1998	1st (39-0)	#4 La. Tech, Ark., #7 UNC, Rutgers, # 15 W. Ky., Liberty	6-0	NCAA Champs
1999	2nd (31-3)	#10 Duke, #13 Virginia Tech, Boston College, Appalachian St.	3-1	2nd ER
2000	2nd (33-4)	#1 UConn, #8 Rutgers, #11 Texas Tech, #19 UVA, #21 Ariz., Furman	5-1	2nd NCAA
2001	3rd (31-3)	#12 Xavier, St. Mary's College, Austin Peay	2-1	3rd MER
2002	6th (29-5)	#1 UConn, #4 Vandy, Brigham Young, Notre Dame, Georgia State	4-1	3rd NCAA
2003	4th (33-5)	#1 UConn, #2 Duke, #11 Villanova, #15 Penn State, UVA, Alabama St.	5-1	2nd NCAA
2004	2nd (31-4)	#6 UConn, #19 LSU, #10 Stanford, #15 Baylor, #25 DePaul, Colgate	5-1	2nd NCAA
2005	3rd (30-5)	#7 Michigan State, #9 Rutgers, #14 Texas Tech, Purdue, W. Carolina	4-1	3rd NCAA
2006	6th (31-5)	#1 North Carolina, #9 Rutgers, George Washington, Army	3-1	2nd CR
2007	3rd (34-3)	#15 Rutgers, #2 North Carolina, Mississippi, Marist, Pittsburgh, Drake	6-0	NCAA Champs
2008	3rd (36-2)	#4 Stanford, #6 LSU, #8 Texas A&M, #15 Notre Dame, Purdue, Oral Roberts	6-0	NCAA Champs
2009	18th (22-11)	Ball State	0-1	First Round
2010	3rd (32-3)	#14 Baylor, Dayton, Austin Peay	2-1	3rd MR
2011	4th (34-3)	#10 Notre Dame, #18 Ohio State, #25 Marquette, Stetson	3-1	2nd DR
2012	9th (27-9)	#1 Baylor, Kansas, DePaul, UT-Martin	3-1	2nd DMR
2013	10th (27-8)	#16/17 Louisville, Oklahoma, Creighton, Oral Roberts	3-1	2nd OKCR
2014	3rd (29-6)	#11/9 Maryland, St. John's, Northwestern (La.) State	2-1	3rd LR

LADY VOLS IN THE NCAA TOURNAMENT

■ CIERRA BURDICK'S CAREER NCAA TOURNAMENT STATS

Opponent	GP	GS	Min	FG	FGA	Pct	3FG	FGA	Pct	FT	FTA	Pct	Off	Def	Tot	Avg	PF-FO	A	TO	Blk	Stl	Pts	Avg
UT-Martin	1	0	15	0	3	.000	0	0	.000	0	0	.000	0	2	2	2.0	1-0	0	0	1	0	0	0.0
DePaul	1	0	8	1	4	.250	0	0	.000	0	0	.000	2	2	4	3.0	1-0	0	1	2	0	2	1.0
Kansas	1	0	5	0	2	.000	0	0	.000	0	0	.000	2	0	2	2.7	2-0	0	0	0	1	0	0.7
Baylor	1	0	3	0	1	.000	0	0	.000	0	0	.000	0	1	1	2.3	0-0	0	0	0	0	0	0.5
2012	**4**	**0**	**31**	**1**	**10**	**.100**	**0**	**0**	**.000**	**0**	**0**	**.000**	**4**	**5**	**9**	**2.3**	**4-0**	**0**	**1**	**3**	**1**	**2**	**0.5**
Oral Roberts	1	0	19	5	8	.625	1	1	1.000	2	2	1.000	4	4	8	8.0	4-0	1	2	1	1	13	13.0
Creighton	1	0	18	1	3	.333	0	1	.000	2	3	.667	2	2	4	6.0	2-0	2	3	0	2	4	8.5
Oklahoma	1	0	23	4	7	.571	0	1	.000	5	6	.833	2	4	6	6.0	2-0	1	0	0	2	13	10.0
Louisville	1	0	16	3	4	.750	0	0	.000	0	0	.000	1	1	2	5.0	3-0	0	0	0	0	6	9.0
2013	**4**	**0**	**76**	**13**	**22**	**.591**	**1**	**3**	**.333**	**9**	**11**	**.818**	**9**	**11**	**20**	**5.0**	**11-0**	**4**	**5**	**1**	**5**	**36**	**9.0**
N'western St.	1	1	28	2	6	.333	0	0	.000	4	4	1.000	2	5	7	7.0	1-0	3	3	1	1	8	8.0
St. John's	1	1	34	10	14	.714	1	1	1.000	0	2	.000	5	6	11	9.0	1-0	0	3	0	0	21	14.5
Maryland	1	1	25	1	4	.250	0	0	.000	0	1	.000	3	3	6	8.0	1-0	0	4	0	1	2	10.3
2014	**3**	**3**	**87**	**13**	**24**	**.542**	**1**	**1**	**1.000**	**4**	**7**	**.571**	**10**	**14**	**24**	**8.0**	**3-0**	**3**	**10**	**1**	**2**	**31**	**10.3**
Career	**11**	**3**	**194**	**27**	**56**	**.482**	**2**	**4**	**.500**	**13**	**18**	**.722**	**23**	**30**	**53**	**4.8**	**18-0**	**7**	**16**	**5**	**8**	**69**	**6.3**

■ ANDRAYA CARTER'S CAREER NCAA TOURNAMENT STATS

Opponent	GP	GS	Min	FG	FGA	Pct	3FG	FGA	Pct	FT	FTA	Pct	Off	Def	Tot	Avg	PF-FO	A	TO	Blk	Stl	Pts	Avg
N'western St.	1	1	31	3	4	.750	1	2	.500	0	0	.000	1	1	2	2.0	3-0	3	1	0	2	7	7.0
St. John's	1	1	39	2	7	.286	0	1	.000	3	4	.750	1	1	2	2.0	2-0	2	2	1	4	7	7.0
Maryland	1	1	29	0	6	.000	0	2	.000	2	4	.500	0	0	0	1.3	3-0	3	0	0	2	2	5.3
2014	**3**	**3**	**99**	**5**	**17**	**.294**	**1**	**5**	**.200**	**5**	**8**	**.625**	**2**	**2**	**4**	**1.3**	**8-0**	**8**	**3**	**1**	**8**	**16**	**5.3**
Career	**3**	**3**	**99**	**5**	**17**	**.294**	**1**	**5**	**.200**	**5**	**8**	**.625**	**2**	**2**	**4**	**1.3**	**8-0**	**8**	**3**	**1**	**8**	**16**	**5.3**

■ DIAMOND DESHIELDS' CAREER NCAA TOURNAMENT STATS (PLAYED 2013-14 SEASON AT NORTH CAROLINA)

Opponent	GP	GS	Min	FG	FGA	Pct	3FG	FGA	Pct	FT	FTA	Pct	Off	Def	Tot	Avg	PF-FO	A	TO	Blk	Stl	Pts	Avg
UT Martinc	1	0	31	3	12	.250	0	5	.000	9	9	1.000	0	1	1	1.0	5-1	4	2	0	1	15	15.0
Michigan State	1	1	35	9	17	.529	1	1	1.000	5	7	.714	0	12	12	6.5	1-0	2	6	0	3	24	19.5
South Carolina	1	1	32	8	16	.500	1	3	.333	2	3	.667	0	3	3	5.3	3-0	0	0	2	2	19	19.3
Stanford	1	1	39	5	15	.333	1	6	.167	2	2	1.000	0	4	4	5.0	3-0	1	3	0	1	13	17.8
2014 (at UNC)	**4**	**3**	**137**	**25**	**60**	**.417**	**3**	**15**	**.200**	**18**	**21**	**.857**	**0**	**20**	**20**	**5.0**	**12-1**	**7**	**11**	**2**	**7**	**71**	**17.8**
Career	**4**	**3**	**137**	**25**	**60**	**.417**	**3**	**15**	**.200**	**18**	**21**	**.857**	**0**	**20**	**20**	**5.0**	**12-1**	**7**	**11**	**2**	**7**	**71**	**17.8**

■ BASHAARA GRAVES' CAREER NCAA TOURNAMENT STATS

Opponent	GP	GS	Min	FG	FGA	Pct	3FG	FGA	Pct	FT	FTA	Pct	Off	Def	Tot	Avg	PF-FO	A	TO	Blk	Stl	Pts	Avg
Oral Roberts	1	1	26	3	5	.600	0	0	.000	5	8	.625	3	4	7	7.0	1-0	3	1	0	2	11	11.0
Creighton	1	1	25	2	3	.667	0	0	.000	0	0	.000	1	2	3	5.0	1-0	2	0	0	0	4	7.5
Oklahoma	1	1	18	3	4	.750	0	0	.000	0	0	.000	1	3	4	4.7	1-0	0	2	1	3	6	7.0
Louisville	1	1	28	3	5	.600	0	0	.000	5	10	.500	5	5	10	6.0	1-0	3	2	1	3	11	8.0
2013	**4**	**4**	**97**	**11**	**17**	**.647**	**0**	**0**	**.000**	**10**	**18**	**.556**	**10**	**14**	**24**	**6.0**	**4-0**	**8**	**5**	**2**	**8**	**32**	**8.0**

LADY VOLS IN THE NCAA TOURNAMENT

N'western St.	1	1	26	2	7	.286	0	0	.000	0	0	.000	5	7	12	12.0	1-0	1	2	1	0	4	4.0
St. John's	1	1	14	1	1	1.000	0	0	.000	3	4	.750	1	3	4	8.0	3-0	0	1	1	1	5	4.5
Maryland	1	1	35	1	3	.333	0	0	.000	3	4	.750	6	8	14	10.0	4-0	0	3	2	0	5	4.7
2014	**3**	**3**	**75**	**4**	**11**	**.364**	**0**	**0**	**.000**	**6**	**8**	**.750**	**12**	**18**	**30**	**10.0**	**8-0**	**1**	**6**	**4**	**1**	**14**	**4.7**
Career	**7**	**7**	**172**	**15**	**28**	**.536**	**0**	**0**	**.000**	**16**	**26**	**.615**	**22**	**32**	**54**	**7.7**	**12-0**	**9**	**11**	**6**	**9**	**46**	**6.6**

■ ISABELLE HARRISON'S CAREER NCAA TOURNAMENT STATS

Opponent	GP	GS	Min	FG	FGA	Pct	3FG	FGA	Pct	FT	FTA	Pct	Off	Def	Tot	Avg	PF-FO	A	TO	Blk	Stl	Pts	Avg
UT-Martin	1	0	11	1	2	.500	0	0	.000	1	4	.250	1	3	4	4.0	1-0	0	0	1	1	3	3.0
Baylor	1	0	6	1	3	.333	0	0	.000	0	0	.000	1	1	2	3.0	5-1	0	0	0	0	2	2.5
2012	**2**	**0**	**17**	**2**	**5**	**.400**	**0**	**0**	**.000**	**1**	**4**	**.250**	**2**	**4**	**6**	**3.0**	**6-1**	**0**	**0**	**1**	**1**	**5**	**2.5**
Oral Roberts	1	0	13	3	5	.600	0	0	.000	1	1	1.000	1	4	5	5.0	1-0	1	3	3	0	7	7.0
Creighton	1	0	17	2	5	.400	0	0	.000	4	4	1.000	3	2	5	5.0	3-0	0	1	3	0	8	7.5
Oklahoma	1	0	19	5	7	.714	0	0	.000	2	6	.333	2	6	8	6.0	1-0	1	4	3	1	12	9.0
Louisville	1	0	29	4	8	.500	0	0	.000	3	4	.750	1	5	6	6.0	1-0	0	1	1	0	11	9.5
2013	**4**	**0**	**78**	**14**	**25**	**.560**	**0**	**0**	**.000**	**10**	**15**	**.667**	**7**	**17**	**24**	**6.0**	**6-0**	**2**	**9**	**10**	**1**	**38**	**9.5**
N'western St.	1	1	17	5	8	.625	0	0	.000	2	2	1.000	3	1	4	4.0	1-0	1	3	1	0	12	12.0
St. John's	1	1	28	4	9	.444	0	0	.000	2	5	.400	3	8	11	7.5	3-0	3	2	1	1	10	11.0
Maryland	1	1	27	2	6	.333	0	0	.000	3	4	.750	3	7	10	8.3	4-0	2	5	0	1	7	9.7
2014	**3**	**3**	**72**	**11**	**23**	**.478**	**0**	**0**	**.000**	**7**	**11**	**.636**	**9**	**16**	**25**	**8.3**	**8-0**	**6**	**10**	**2**	**2**	**29**	**9.7**
Career	**9**	**3**	**167**	**27**	**53**	**.509**	**0**	**0**	**.000**	**18**	**30**	**.600**	**18**	**37**	**55**	**6.1**	**20-1**	**8**	**19**	**13**	**4**	**72**	**8.0**

■ JASMINE JONES' CAREER NCAA TOURNAMENT STATS

Opponent	GP	GS	Min	FG	FGA	Pct	3FG	FGA	Pct	FT	FTA	Pct	Off	Def	Tot	Avg	PF-FO	A	TO	Blk	Stl	Pts	Avg
Oral Roberts	1	0	20	2	3	.667	0	0	.000	3	4	.750	2	2	4	4.0	4-0	0	2	0	1	7	7.0
Creighton	1	0	17	3	7	.429	0	0	.000	0	0	.000	1	2	3	3.5	1-0	1	0	0	2	6	6.5
Oklahoma	1	0	18	3	6	.500	0	0	.000	0	1	.000	2	3	5	4.0	2-0	0	1	0	1	6	6.3
Louisville	1	0	17	2	3	.667	0	0	.000	1	2	.500	2	2	4	4.0	3-0	1	4	0	0	5	6.0
2013	**4**	**0**	**72**	**10**	**19**	**.526**	**0**	**0**	**.000**	**4**	**7**	**.571**	**7**	**9**	**16**	**4.0**	**10-0**	**2**	**7**	**0**	**4**	**24**	**6.0**
N'western St.	1	0	18	1	7	.143	0	0	.000	4	4	1.000	3	4	7	7.0	1-0	2	1	1	0	6	6.0
St. John's	1	0	7	0	3	.000	0	0	.000	3	4	.750	1	0	1	4.0	2-0	0	3	0	0	3	4.5
Maryland	1	0	17	4	6	.667	0	0	.000	3	4	.750	0	2	2	3.3	1-0	0	2	0	1	11	6.7
2014	**3**	**0**	**42**	**5**	**16**	**.313**	**0**	**0**	**.000**	**10**	**12**	**.833**	**4**	**6**	**10**	**3.3**	**4-0**	**2**	**6**	**1**	**1**	**20**	**6.7**
Career	**7**	**0**	**114**	**15**	**35**	**.429**	**0**	**0**	**.000**	**14**	**19**	**.737**	**11**	**15**	**26**	**3.7**	**14-0**	**4**	**13**	**1**	**5**	**44**	**6.3**

■ ARIEL MASSENGALE'S CAREER NCAA TOURNAMENT STATS

Opponent	GP	GS	Min	FG	FGA	Pct	3FG	FGA	Pct	FT	FTA	Pct	Off	Def	Tot	Avg	PF-FO	A	TO	Blk	Stl	Pts	Avg
UT-Martin	1	0	17	3	6	.500	2	4	.500	0	0	.000	1	1	2	2.0	2-0	4	0	0	0	8	8.0
DePaul	1	0	30	0	3	.000	0	1	.000	4	4	1.000	0	0	0	1.0	1-0	3	5	1	0	4	6.0
Kansas	1	0	35	3	7	.429	2	3	.667	4	4	1.000	0	3	3	1.7	2-0	5	2	0	2	12	8.0
Baylor	1	0	27	2	5	.400	0	1	.000	0	0	.000	0	0	0	1.3	2-0	1	2	1	0	4	7.0
2012	**4**	**0**	**109**	**8**	**21**	**.381**	**4**	**9**	**.444**	**8**	**8**	**1.000**	**1**	**4**	**5**	**1.3**	**7-0**	**13**	**9**	**2**	**2**	**28**	**7.0**
Oral Roberts	1	1	28	3	8	.375	3	5	.600	4	4	1.000	0	3	3	3.0	1-0	6	1	0	0	13	13.0
Creighton	1	1	36	3	7	.429	2	3	.667	3	4	.750	0	0	0	1.5	0-0	2	3	0	3	11	12.0
Oklahoma	1	1	36	2	7	.286	1	3	.333	0	0	.000	0	3	3	2.0	4-0	5	3	0	0	5	9.7
Louisville	1	1	27	0	3	.000	0	2	.000	1	2	500	0	2	2	2.0	4-0	3	1	0	2	1	7.5
2013	**4**	**4**	**127**	**8**	**25**	**.320**	**6**	**13**	**.462**	**8**	**10**	**.800**	**0**	**8**	**8**	**2.0**	**9-0**	**16**	**9**	**0**	**5**	**30**	**7.5**
2014	**Injured - Did Not Play During NCAA Tournament**																						
Career	**8**	**4**	**236**	**16**	**46**	**.348**	**10**	**22**	**.455**	**16**	**18**	**.889**	**1**	**12**	**13**	**1.6**	**16-0**	**29**	**18**	**2**	**7**	**58**	**7.3**

■ NIA MOORE'S CAREER NCAA TOURNAMENT STATS

Opponent	GP	GS	Min	FG	FGA	Pct	3FG	FGA	Pct	FT	FTA	Pct	Off	Def	Tot	Avg	PF-FO	A	TO	Blk	Stl	Pts	Avg
Oral Roberts	1	0	7	1	2	.500	0	0	.000	0	0	.000	0	2	2	2.0	0-0	2	2	1	0	2	2.0
Creighton	1	0	2	0	0	.000	0	0	.000	0	0	.000	0	1	1	1.5	0-0	0	1	0	0	0	1.0
Oklahoma	1	0	1	0	1	.000	0	0	.000	0	0	.000	1	0	1	1.3	0-0	0	0	0	0	0	0.7
2013	**3**	**0**	**10**	**1**	**3**	**.333**	**0**	**0**	**.000**	**0**	**0**	**.000**	**1**	**3**	**4**	**1.3**	**0-0**	**2**	**3**	**1**	**0**	**2**	**0.7**
N'western St.	1	0	7	1	3	.333	0	0	.000	0	1	.000	0	0	0	0.0	0-0	1	0	0	1	2	2.0
St. John's	1	0	3	0	0	.000	0	0	.000	0	0	.000	0	0	0	0.0	0-0	0	0	0	0	0	1.0
Maryland	1	0	1	0	0	.000	0	0	.000	0	0	.000	0	0	0	0.0	0-0	0	0	0	0	0	0.7
2014	**3**	**0**	**11**	**1**	**3**	**.333**	**0**	**0**	**.000**	**0**	**1**	**.000**	**0**	**0**	**0**	**0.0**	**0-0**	**1**	**0**	**0**	**1**	**2**	**0.7**
Career	**6**	**0**	**21**	**2**	**6**	**.333**	**0**	**0**	**.000**	**0**	**1**	**.000**	**1**	**3**	**4**	**0.7**	**0-0**	**3**	**3**	**1**	**1**	**4**	**0.7**

■ JORDAN REYNOLDS' CAREER NCAA TOURNAMENT STATS

Opponent	GP	GS	Min	FG	FGA	Pct	3FG	FGA	Pct	FT	FTA	Pct	Off	Def	Tot	Avg	PF-FO	A	TO	Blk	Stl	Pts	Avg
N'western St.	1	0	28	2	6	.333	1	3	.333	2	2	1.000	0	3	3	3.0	0-0	3	2	0	0	7	7.0
St. John's	1	0	23	1	4	.250	0	0	.000	0	0	.000	0	1	1	2.0	1-0	1	1	0	1	2	4.5
Maryland	1	0	19	1	5	.200	0	1	.000	0	0	.000	0	2	2	2.0	1-0	1	3	0	1	2	3.7
2014	**3**	**0**	**70**	**4**	**15**	**.267**	**1**	**4**	**.250**	**2**	**2**	**1.000**	**0**	**6**	**6**	**2.0**	**2-0**	**5**	**6**	**0**	**2**	**11**	**3.7**
Career	**3**	**0**	**70**	**4**	**15**	**.267**	**1**	**4**	**.250**	**2**	**2**	**1.000**	**0**	**6**	**6**	**2.0**	**2-0**	**5**	**6**	**0**	**2**	**11**	**3.7**

■ MERCEDES RUSSELL'S CAREER NCAA TOURNAMENT STATS

Opponent	GP	GS	Min	FG	FGA	Pct	3FG	FGA	Pct	FT	FTA	Pct	Off	Def	Tot	Avg	PF-FO	A	TO	Blk	Stl	Pts	Avg
N'western St.	1	0	28	2	6	.333	1	3	.333	2	2	1.000	0	3	3	3.0	0-0	3	2	0	0	7	7.0
St. John's	1	0	23	1	4	.250	0	0	.000	0	0	.000	0	1	1	2.0	1-0	1	1	0	1	2	4.5
Maryland	1	0	19	1	5	.200	0	1	.000	0	0	.000	0	2	2	2.0	1-0	1	3	0	1	2	3.7
2014	**3**	**0**	**70**	**4**	**15**	**.267**	**1**	**4**	**.250**	**2**	**2**	**1.000**	**0**	**6**	**6**	**2.0**	**2-0**	**5**	**6**	**0**	**2**	**11**	**3.7**
Career	**3**	**0**	**70**	**4**	**15**	**.267**	**1**	**4**	**.250**	**2**	**2**	**1.000**	**0**	**6**	**6**	**2.0**	**2-0**	**5**	**6**	**0**	**2**	**11**	**3.7**

LADY VOL NCAA TOURNAMENT RECORDS

INDIVIDUAL RECORDS

MOST FG: 15, Chamique Holdsclaw, Boston College, 3-15-99, Second Round, UT 89-62
MOST FGA: 27, Candace Parker, LSU, 4-6-08, Semifinal, UT 47-46; Chamique Holdsclaw, W.Kentucky, 3-16-98, Second Round, UT 82-62
FG%: (min. 10 att) .827 (14-17), Dana Johnson, Fla. A&M, 3-16-95, First Round, UT 96-59
MOST 3pt FG: 5, Shanna Zolman, Rutgers, 3-26-06, CRS, UT 76-69 and Army, 3-19-06, First Round, UT 102-54 and Western Carolina, 3-20-05, First Round, UT 94-43
MOST 3pt FGA: 13, Shanna Zolman, George Washington, 3-21-06, Second Round, UT 66-53
3pt FG%: .800 (4-5), Kellie Jolly, La. Tech, 3-29-98, Championship, UT 93-75; Shanna Zolman, DePaul, 3-22-04, Second Round, UT 79-59; Angie Bjorklund, Stetson, 3-19-11, UT 99-34
MOST FT: 17, Bridgette Gordon, Long Beach St., 3-25-89, ERC, UT 94-80
MOST FTA: 20, Bridgette Gordon, Long Beach St., 3-25-89, ERC, UT 94-80
FT%: 1.000 (8-8), Kristen "Ace" Clement, St. Mary's, 3-18-01, Second Round, UT 92-75
MOST REBOUNDS: 22, Daedra Charles, SW Missouri, 3-16-91, Second Round, UT 55-47
MOST POINTS: 39, Chamique Holdsclaw, Boston College, 3-15-99, Second Round, UT 89-62
MOST ASSISTS: 12, Dawn Marsh, Georgia, 3-20-86, MERC, UT 85-82
MOST BLOCKS: 7, Michelle Snow, Rutgers, 3-31-00, Semifinal, UT 64-54
MOST STEALS: 8, Alexis Hornbuckle, Purdue 3-25-08, Second Round, UT 78-52

TEAM RECORDS

MOST FG: 44, Appalachian St., 3-13-99, First Round, UT 113-54
MOST FGA: 84, Radford, 3-16-96, First Round, UT 97-56
BEST FG%: .609 (39-64), Tennessee Tech, 3-15-87, Second Round, UT 95-59
MOST 3pt FG: 12, Oral Roberts, 3-23-08, First Round, UT 94-55
MOST 3pt FGA: 29, Oral Roberts, 3-23-08, First Round, UT 94-55
BEST 3pt FG%: .800 (4-5), Florida A&M, 3-16-95, First Round, UT 95-69
MOST FT: 38, Long Beach St., 3-25-89, ERC, UT 94-80
MOST FTA: 48, Long Beach St., 3-25-89, ERC, UT 94-80
BEST FT%: 1.000 (9-9), USC, 4-1-84, Championship, USC 72-61
MOST REBOUNDS: 64, South Carolina St., 3-19-83, First Round, UT 86-51
MOST FOULS: 30, Mississippi, 3-22-85, MERS, Mississippi, 63-60
MOST POINTS: 113, Appalachian St., 3-13-99, First Round, UT 113-54
MOST ASSISTS: 31, Florida A&M, 3-16-95, First Round, UT 96-59
MOST TURNOVERS: 29, Grambling St., 3-17-97, First Round, UT 91-54
MOST BLOCKS: 12, Colgate, 3-20-04, First Round, UT 77-54
MOST STEALS: 23, Radford, 3-16-96, First Round, UT 97-56
FEWEST FG: 13, Rutgers, 3-29-05, PRC, UT 59-49
FEWEST FGA: 41, Texas A&M, 4-1-08, OKCC, UT 53-45
LOWEST FG%: .270 (17-63), North Carolina, Semifinal, 4-1-07 UT 56-50
FEWEST 3pt FG: 0, against 13 opponents
FEWEST 3pt FGA: 0, against four opponents
LOWEST 3pt FG%: .000, against 13 opponents
FEWEST FT: 2, LSU, 4-6-08, Semifinals, UT 47-46
FEWEST FTA: 5, DePaul, 3-19-12, Second Round, UT 63-48
LOWEST FT%: .222 (2-9), Virginia Tech, 3-20-99, ERS, UT 68-52
FEWEST REBOUNDS: 29, Rutgers, 3-26-06, CRS, UT 76-69; Old Dominion, 3-30-97, Championship, UT 68-59; Creighton, 3-25-13, Second Round, UT 68-52
FEWEST FOULS: 5, Villanova, 3-31-03, MERC, UT 73-49
FEWEST POINTS: 46, La. Tech, 3-26-82, Semifinal, La. Tech 69-46
FEWEST ASSISTS: 4, LSU, 4-4-04, Semifinals, UT 52-50
FEWEST TURNOVERS: 5, Villanova, 3-31-03, MERC, UT 73-49
FEWEST BLOCKS: 0, against 17 opponents
FEWEST STEALS: 2, Stanford, 3-30-91, Semifinal, UT 68-60

LADY VOL OPPONENT NCAA TOURNAMENT RECORDS

INDIVIDUAL RECORDS

MOST FG: 14, Alyssa Thomas, Maryland, 3-30-14, LR, UM 73-62; Nicole Powell, Stanford, 3-30-04, MWRC, UT 62-60; Tanya Hansen, Rutgers, 3-21-92, Second Round, UT 97-56
MOST FGA: 30, Cheryl Taylor, Tennessee Tech, 3-15-87, Second Round, UT 95-59
FG%: (min. 10 att) .733 (11-15), Tracey Sneed, LaSalle, 3-18-89, Second Round, UT 91-61
MOST 3pt FG: 6, Sharon Wilkerson, Liberty, 3-14-98, Second Round, UT 102-58
MOST 3pt FGA: 18, Erin Thorn, Brigham Young, 3-23-02, MWRS, UT 68-57
3pt FG%: (twice, most recent) 1.000 (3-3), Kimetria Hayden, Baylor, 3-26-12, DMRC, Baylor 77-58
MOST FT: 12, Pam Kelly, Louisiana Tech, 3-26-82, Semifinal, La. Tech 69-46
MOST FTA: 14, Pam Kelly, Louisiana Tech, 3-26-82, Semifinal, La. Tech 69-46
FT%: 1.000 (9-9), Carolyn Jones, Auburn, 3-23-91, MWRC, UT 69-65
MOST REBOUNDS: 20, Sylvia Fowles, LSU, 4-6-08, Semifinal, UT 47-46
MOST POINTS: 37, Teresa Edwards, Georgia, 3-20-86, MERS, UT 85-82
MOST ASSISTS: 11, Corrie Mizusawa, St. Mary's, 3-18-01, Second Round, UT 92-75
MOST BLOCKS: 10, Brittney Griner, Baylor, 3-27-10, MRS, BU 77-62
MOST STEALS: 8, Tisha Penicheiro, Old Dominion, 3-30-97, Championship, UT 68-59

TEAM RECORDS

MOST FG: 35, Long Beach State, 3-25-89, ERC, UT 94-80
MOST FGA: 82, Cheyney State, 3-30-84, Semifinal, UT 82-73
BEST FG%: .536, Louisiana Tech, 3-24-94, MERS, Louisiana Tech 71-68
MOST 3pt FG: 10, Connecticut, 4-8-03, Championship, Connecticut 73-68
MOST 3pt FGA: 29, Oklahoma, 3-31-13, OKCRS, UT 74-59
BEST 3pt FG%: .533 (8-15), Baylor, 3-26-12, DMRC, Baylor 77-58
MOST FT: 28, Iowa, 3-27-93, MERC, Iowa 72-56
MOST FTA: 34, Iowa, 3-27-93, MERC, Iowa 72-56
BEST FT%: 1.000 (7-7), Penn State, 3-29-03, MWRS, UT 86-58
MOST REBOUNDS: 50, Oklahoma, 3-31-13, OKCRS, UT 74-59
MOST FOULS: 33, Long Beach State, 3-25-89, ERC, UT 94-80
MOST POINTS: 90, Southern California, 3-21-82, MERC, UT 91-90
MOST ASSISTS: 22, North Carolina, 3-28-06, CRC, North Carolina 75-63
MOST TURNOVERS: 33, Appalachian State, 3-13-99, First Round, UT 113-54
MOST BLOCKS: 13, Baylor, 3-27-10, MRS, BU 77-62
MOST STEALS: 19, Virginia, 3-16-85, First Round, UT 65-55
FEWEST FG: 12, Drake, 3-18-07, First Round, UT 76-37; Stetson, 3-19-11, First Round, UT 99-34
FEWEST FGA: 45, Vanderbilt, 3-25-02, MWRC, UT 68-63
LOWEST FG%: .182 (12-66), Stetson, 3-19-11, First Round, UT 99-34
FEWEST 3pt FG: 0, (6 times)
FEWEST 3pt FGA: 0, Wake Forest, 3-19-88, Second Round, UT 94-66
LOWEST 3pt FG%: .000 (6 times)
FEWEST FT: 0, Villanova, 3-31-03, MERC, UT 73-49
FEWEST FTA: 1, Villanova, 3-31-03, MERC, UT 73-49
LOWEST FT%: .000 (0-1), Villanova, 3-31-03, MERC, UT 73-49
FEWEST REBOUNDS: 17, Villanova, 3-31-03, MERC, UT 73-49
FEWEST FOULS: 10, Connecticut, 4-6-04, Championship, Connecticut 70-61
FEWEST POINTS: 34, Stetson, 3-19-11, First Round, UT 99-34
FEWEST ASSISTS: 2, Middle Tennessee State, 3-17-84, First Round, UT 70-52
FEWEST TURNOVERS: 7, Villanova, 3-31-03, MERC, UT 73-49
FEWEST BLOCKS: 0, (11 opponents)
FEWEST STEALS: 2, Baylor, 3-27-10, MRS, BU 77-62 ; 2, Drake, 3-18-07, First Round, UT 76-37; Boston College, 3-15-99, Second Round, UT 89-62

1987 National Champions



Tennessee may have failed in its first bid at the national championship, but the second time was the charm for the Lady Vols. Tennessee thumped Louisiana Tech, which was vying for its second title, 67-44.

"Well, the monkey's off my back," head coach Pat Summitt said. "I do not think I could go without recognizing that it was a tremendous team effort...has been for the last three weeks. This team has played as hard and as smart as I could ask any team to play."

The Lady Vols built a 33-24 halftime edge and never looked back. Seven minutes into the second half, Tennessee had increased its lead to 14, 47-33, and the rest was history as Tennessee took its first NCAA title.

Tennessee attempted 19 more field goals and grabbed 11 more rebounds than the Lady Techsters. A championship-game record crowd of 9,823 watched Tonya Edwards net 13 points and grab seven rebounds en route to most outstanding player honors. Two additional Lady Vols contributed 13 points – Bridgette Gordon and Sheila Frost. Gordon joined Edwards on the All-Championship team, as she also led the Tennessee carom parade, pulling down a game-high 12 rebounds.

1989 National Champions

It was a battle of Southeastern Conference powerhouses – Tennessee versus Auburn for all the marbles.

The Lady Vols looked to regain the national title they earned in 1987. Although they were up against a Lady Tiger team that had made its second straight national championship final, Tennessee took home its second NCAA championship in three years with a 76-60 win.

Playing in her triumphant final game, All-America forward Bridgette Gordon treated the 9,758 spectators to a spectacular 27-point performance, tying a championship-game record. She also collected 11 boards on the way to most outstanding player honors.

Gordon's seven first-half baskets helped the Lady Vols to a 35-27 halftime lead. Auburn was able to stay close, cutting the score to 50-47. But after a timeout, the Lady Vols went on a 13-4 run to put the game out of reach. The keys to the victory were the battle of the boards, where Tennessee outrebounded Auburn 45-30, and the free throw line, where Tennessee shot 20-26, while Auburn was 8-12.

Sheila Frost joined Gordon on the All-Championship team. Playing in her final game at Tennessee, Frost had six points and 12 boards. Also coming up big for the Lady Vols in the final was Dena Head, with 19 points.

1987 TITLE GAME STATISTICS

March 29, 1987 • Austin, Texas • Frank Erwin Center

Tennessee	FG-FGA	FT-FTA	REB	PF	TP	A	TO	BLK	S	MIN
SPINKS*	1-3	0-0	1	2	2	0	0	0	0	10
SEXTON*	4-8	0-0	2	3	8	4	3	0	1	24
GORDON*	5-19	3-4	12	3	13	2	1	0	3	34
EDWARDS*	4-13	5-8	7	4	13	4	3	0	1	32
HORTON*	4-8	1-2	5	3	9	0	1	0	1	38
MARSH	1-2	4-4	3	1	6	1	2	0	2	19
FROST	6-10	1-5	8	2	13	1	0	0	0	29
McGHEE	0-0	0-0	0	0	0	0	0	0	0	1
TUGGLE	0-0	0-0	0	0	0	0	0	0	0	1
WEBB	1-3	1-1	2	1	3	0	0	0	0	3
McCRAY	0-0	0-0	0	2	0	0	2	0	0	7
LITTLEJOHN	0-1	0-0	1	0	0	0	0	0	1	2
TEAM			6							
Totals	**26-67**	**15-24**	**47**	**21**	**67**	**12**	**12**	**0**	**9**	**200**
TOTAL FG%	1st Half: 0-0 0.0%		2nd Half: 26-67 38.8%			Game: 38.8%			DEADBALL	
3-Pt. FG%	1st Half: 0-0 0.0%		2nd Half: 0-0 0.0%			Game: 0.0%			REB	
F Throw %	1st Half: 0-0 0.0%		2nd Half: 15-24 62.5%			Game: 62.5%			4	

Louisiana Tech	FG-FGA	FT-FTA	REB	PF	TP	A	TO	BLK	S	MIN
WEATHERSPOON*	4-11	3-3	3	5	11	3	6	0	2	39
HARRISON*	3-11	2-5	8	5	8	1	4	4	0	33
LAWSON*	1-4	0-0	1	2	2	0	1	0	0	17
DAVIS*	0-0	1-3	6	1	1	0	1	1	0	39
LEWIS*	4-11	4-6	7	3	12	1	3	0	2	40
CHAMBLESS	0-0	0-0	0	0	0	0	1	0	0	1
McDONALD	1-1	0-0	0	0	2	0	0	0	0	1
STALL	3-7	2-3	7	4	8	1	3	0	1	23
WESTBROOKS	0-3	0-2	3	0	0	0	1	0	0	7
TEAM			1							
Totals	**16-48**	**12-22**	**36**	**20**	**44**	**6**	**20**	**5**	**5**	**200**
TOTAL FG%	1st Half: 0-0 0.0%		2nd Half: 16-48 33.3%			Game: 33.3%			DEADBALL	
3-Pt. FG%	1st Half: 0-0 0.0%		2nd Half: 0-0 0.0%			Game: 0.0%			REB	
F Throw %	1st Half: 0-0 0.0%		2nd Half: 12-22 54.5%			Game: 54.5%			5	

Attendance: 15,615; Halftime: Tennessee 33, Louisiana Tech 24; Officials: June Courteau, Patty Broderick; Semifinals: Tennessee 74, Long Beach State 64; Louisiana Tech 79, Texas 75.

1989 TITLE GAME STATISTICS

April 2, 1989 • Tacoma, Wash. • Tacoma Dome

Auburn	FG-FGA	3FG-FGA	FT-FTA	REB	PF	TP	A	TO	BLK	S	MIN
THOMPSON*	0-0	0-0	0-0	1	2	0	1	0	0	0	6
TREMITIERE*	1-1	0-0	0-0	1	2	2	0	1	0	0	4
CIAMPI*	0-0	0-0	0-0	0	0	0	0	0	0	0	1
JONES*	5-10	0-1	2-2	4	3	12	2	2	0	2	39
STEVENSON*	0-1	0-1	1-2	0	2	1	0	1	0	0	6
SCRUGGS	2-9	0-1	2-3	0	4	6	0	1	0	0	30
BOLTON	5-11	0-1	0-0	6	4	10	9	7	0	2	36
McGILBERRY	0-2	0-0	0-1	4	2	0	0	3	0	1	18
MAGO	0-0	0-0	0-0	0	0	0	0	0	0	0	6
GODBY	5-11	0-0	3-4	3	4	13	0	1	0	0	20
ORR	8-15	0-0	0-0	11	1	16	0	2	4	1	34
TEAM											
Totals	**26-60**	**0-4**	**8-12**	**30**	**24**	**60**	**12**	**18**	**4**	**6**	**200**
TOTAL FG%	1st Half: 0-0 0.0%		2nd Half: 26-60 43.3%			Game: 43.3%			DEADBALL		
3-Pt. FG%	1st Half: 0-0 0.0%		2nd Half: 0-4 0.0%			Game: 0.0%			REB		
F Throw %	1st Half: 0-0 0.0%		2nd Half: 8-12 66.7%			Game: 66.7%			1,2		

Tennessee	FG-FGA	3FG-FGA	FT-FTA	REB	PF	TP	A	TO	BLK	S	MIN
HEAD*	6-12	0-0	7-9	3	4	19	2	3	0	0	37
FROST*	2-8	0-0	2-3	12	4	6	1	0	5	3	36
McGHEE*	1-3	0-0	1-2	4	0	3	1	2	0	2	22
GORDON*	11-21	0-0	5-6	11	3	27	1	1	0	1	36
McCRAY*	2-10	0-0	2-2	6	1	6	10	3	0	0	35
CLARK	0-1	0-0	0-0	0	0	0	1	2	0	0	4
CHARLES	5-7	0-0	3-4	7	2	13	0	3	2	2	21
CASTEEL	0-0	0-0	0-0	0	0	0	0	0	0	0	1
SCOTT	1-4	0-0	0-0	1	0	2	0	1	0	0	7
HAWHEE	0-0	0-0	0-0	0	0	0	0	0	0	0	1
TEAM				1							
Totals	**28-66**	**0-0**	**20-26**	**45**	**14**	**76**	**16**	**15**	**7**	**8**	**200**
TOTAL FG%	1st Half: 0-0 0.0%		2nd Half: 28-66 42.4%			Game: 42.4%			DEADBALL		
3-Pt. FG%	1st Half: 0-0 0.0%		2nd Half: 0-0 0.0%			Game: 0.0%			REB		
F Throw %	1st Half: 0-0 0.0%		2nd Half: 20-26 76.9%			Game: 76.9%			2,2		

Attendance: 9,758; Halftime: Tennessee 35, Auburn 27; Officials: June Courteau, Patty Broderick; Semifinals: Auburn 76, Louisiana Tech 71; Tennessee 77, Maryland 65.

1991 National Champions



Vindication was finally Tennessee's in the 1991 NCAA women's final, as the Lady Vols downed a talented Virginia Cavalier club, 70-67, in the first NCAA Final Four overtime title game. Virginia had eliminated Tennessee before it could reach the 1990 Women's Final Four – which just happened to be held in Knoxville. But the Lady Vols took New Orleans and their third NCAA title in five years.

The first half was tight, with Tennessee holding a paper-thin 27-26 advantage at the intermission. But the Lady Vols opened up a small lead in the second half. Small lead; small comfort.

Virginia's Dawn Staley, who was named the most outstanding player, led the Virginia comeback to tie the game at 60 at the end of regulation. But the overtime belonged to Tennessee and Dena Head, who scored a championship record 28 points in the final.

Wade Trophy winner Daedra Charles added 19 points and 12 boards for Tennessee and joined Head on the All-Championship Team. Tennessee's effort was also aided by the play of Lisa Harrison, who poured in eight points and 13 boards.

With the victory, the Lady Volunteers kept their streak of odd-year championships going. Tennessee also won national titles in 1987 and 1989.

1991 TITLE GAME STATISTICS

March 31, 1991 • New Orleans, La. • Lakefront Arena

Virginia	FG-FGA	3FG-FGA	FT-FTA	REB	PF	TP	A	TO	BLK	S	MIN
WAGENER*	1-1	0-0	0-1	6	3	2	0	0	1	0	27
CARDOZA*	4-11	1-2	2-2	1	5	11	1	1	0	2	43
STALEY*	11-26	3-5	3-4	11	5	28	6	8	0	3	41
BURGE,*	5-11	0-0	0-3	11	4	10	0	3	1	1	31
REISS,*	3-12	0-1	1-4	1	2	7	4	3	0	0	40
EVANS	0-0	0-0	0-0	0	1	0	0	1	0	0	10
WARD	0-0	0-0	1-2	1	0	1	0	0	0	0	7
BURGE	4-5	0-0	0-1	6	5	8	0	3	1	2	15
SMITH	0-0	0-0	0-2	5	2	0	0	1	0	1	11
TEAM				3							
Totals	**28-66**	**4-8**	**7-19**	**45**	**27**	**67**	**11**	**20**	**3**	**9**	**225**
TOTAL FG%	1st Half: 0-0 0.0%		2nd Half: 0-0 0.0%			Game: 42.4%			D-BALL		
3-Pt. FG%	1st Half: 0-0 0.0%		2nd Half: 0-0 0.0%			Game: 50.0%			REB		
F Throw %	1st Half: 0-0 0.0%		2nd Half: 0-0 0.0%			Game: 36.8%			4		

Tennessee	FG-FGA	3FG-FGA	FT-FTA	REB	PF	TP	A	TO	BLK	S	MIN
ADAMS*	0-7	0-3	2-4	2	3	2	1	2	0	0	37
HEAD*	9-17	0-0	10-14	9	3	28	3	8	0	3	41
HARRISON*	3-10	0-0	2-3	13	3	8	0	2	1	1	36
CHARLES*	7-13	0-0	5-7	12	5	19	0	3	3	2	40
CASTEEL*	1-7	0-0	2-3	5	2	4	1	2	0	0	29
CLARK	0-1	0-0	0-0	0	0	0	0	1	0	0	3
EVANS	3-5	0-0	1-3	2	5	7	0	3	1	0	20
CALDWELL	1-1	0-0	0-1	3	2	2	3	2	0	1	19
TEAM				3							
Totals	**24-61**	**0-3**	**22-35**	**49**	**23**	**70**	**8**	**23**	**5**	**7**	**225**
TOTAL FG%	1st Half: 0-0 0.0%		2nd Half: 0-0 0.0%			Game: 39.3%			D-BALL		
3-Pt. FG%	1st Half: 0-0 0.0%		2nd Half: 0-0 0.0%			Game: 0.0%			REB		
F Throw %	1st Half: 0-0 0.0%		2nd Half: 0-0 0.0%			Game: 62.9%			2		

Attendance: 7,865; Halftime: Tennessee 27, Virginia 26; Officials: Patty Broderick, Lou Pitt; Semifinals: Virginia 61, Connecticut 55; Tennessee 69, Stanford 60.

1996 National Champions



It seemed only fitting that the Lady Vols would win another NCAA crown in the "Queen City" of Charlotte, N.C. And it was equally fitting that the Lady Vols' fourth NCAA title would come over a fierce SEC rival in the Georgia Lady Bulldogs, 83-65.

After the emotionally draining overtime win versus Connecticut, the skeptics wondered if UT would have enough emotional energy left for the title game. They did...and then some. Although Georgia held a modest three point lead early in the game and led by two with 14:11 to go in the first half, it would be their only lead in the title contest. UT senior Latina Davis put the handcuffs on Player of the Year Saudia Roundtree in the first half as the Lady Vols grabbed an early nine point lead, 28-19 with 7:36 to go in the first half. Georgia recovered to trail by just five at the half, 42-37.

In the first three minutes of the second half, UT took off and never looked back. Abby Conklin's trey (her first of four) with 14:55 left gave UT a 16-point lead, 57-41. Davis upped the ante to a 21 point lead with 2:25 showing, 81-60. The celebrating started early as the Final Four MVP, Michelle Marciniak, and All-Tournament Team members Chamique Holdsclaw and Tiffani Johnson left the game to wildly cheering fans. Davis, who held Roundtree to 17 points below her average, was UT's quiet heroine.

On the night, Holdsclaw and Johnson tallied 16 points to lead UT, while Conklin added 14 points, Pashen Thompson a dozen, and Marciniak 10 in the final game of her career.

1996 TITLE GAME STATISTICS

March 31, 1996 • Charlotte, N.C.

Georgia	FG-FGA	3FG-FGA	FT-FTA	OF	DE	REB TOT	PF	TP	A	TO	BLK	S	MIN
FRETT*	10-18	1-1	4-4	6	10	16	1	25	0	2	0	1	37
ROUNDTREE*	3-14	1-7	1-2	0	5	5	1	8	6	6	0	2	37
POWELL*	0-1	0-1	0-0	0	0	0	1	0	1	1	0	1	12
HOLLAND*	4-12	2-8	1-1	1	0	1	4	11	5	2	0	1	33
HENDERSON*	8-15	0-0	0-1	4	3	7	4	16	0	1	2	0	36
IRWIN	1-3	1-3	0-0	0	2	2	0	3	1	1	0	2	16
ANTVORKSOV	0-0	0-0	0-0	0	0	0	2	0	0	0	0	0	3
THOMPSON	0-0	0-0	0-0	0	1	1	0	0	1	0	0	0	1
TAYLOR	0-1	0-1	0-0	0	1	1	0	0	0	0	0	0	1
BUSH	1-4	0-2	0-0	2	0	2	4	2	0	1	0	0	16
WALKER	0-1	0-0	0-0	1	1	2	0	0	0	0	0	0	1
DECKER	0-2	0-1	0-0	1	1	2	4	0	0	0	0	0	6
WELLS	0-0	0-0	0-0	0	0	0	1	0	0	0	0	0	1
TEAM													
Totals	**27-71**	**5-24**	**6-8**	**15**	**24**	**39**	**22**	**65**	**14**	**14**	**2**	**7**	**200**
TOTAL FG%	1st Half: 0-0 0.0%		2nd Half: 27-71 38.0%					Game: 38.0%			DEADBALL		
3-Pt. FG%	1st Half: 0-0 0.0%		2nd Half: 5-24 20.8%					Game: 20.8%			REB		
F Throw %	1st Half: 0-0 0.0%		2nd Half: 6-8 75.0%					Game: 75.0%			1		

Tennessee	FG-FGA	3FG-FGA	FT-FTA	OF	DE	REB TOT	PF	TP	A	TO	BLK	S	MIN
MARCINIAK*	5-13	0-2	0-1	0	4	4	1	10	5	4	0	2	37
JOHNSON*	7-10	0-1	2-2	3	2	5	2	16	1	1	0	0	28
DAVIS*	2-10	0-1	4-8	5	2	7	2	8	8	0	0	4	32
HOLDSCLAW*	6-16	0-0	4-5	5	9	14	0	16	3	1	0	1	34
CONKLIN*	5-8	4-5	0-0	0	4	4	2	14	3	2	0	0	23
SMALLWOOD	0-0	0-0	1-2	1	0	1	0	1	0	0	0	0	1
MILLIGAN	0-1	0-0	0-0	0	0	0	0	0	0	0	0	0	1
GREENE	0-1	0-0	0-0	0	0	0	0	0	0	0	0	0	1
JOLLY	1-1	0-0	0-1	0	0	0	2	2	1	0	0	1	10
LAXTON	2-7	0-0	0-0	2	1	3	1	4	0	1	0	0	12
THOMPSON	4-6	0-0	4-6	5	6	11	3	12	0	2	0	0	21
TEAM				3	2	5				1			
Totals	**32-73**	**4-9**	**15-25**	**24**	**30**	**54**	**13**	**83**	**21**	**12**	**0**	**8**	**200**
TOTAL FG%	1st Half: 0-0 0.0%		2nd Half: 32-73 43.8%					Game: 43.8%			DEADBALL		
3-Pt. FG%	1st Half: 0-0 0.0%		2nd Half: 4-9 44.4%					Game: 44.4%			REB		
F Throw %	1st Half: 0-0 0.0%		2nd Half: 15-25 60.0%					Game: 60.0%			3		

Attendance: 23,291; Halftime: Tennessee 42, Georgia 37; Officials: Sally Bell, Dee Kantner, Violet Palmer; Semifinals: Georgia 86, Stanford 76; Tennessee 88, Connecticut 83 (OT).

1997 National Champions



No team had ever won the NCAA championship coming in with more than six losses. But proving that it's wise to save your best for last, Tennessee took its fifth NCAA championship and second straight title with a 68-59 win over Old Dominion despite entering the tournament with a 23-10 record.

"Of all our runs to a championship, this one is really the most unexpected," said coach Pat Summitt. "It came from a team with tremendous heart and desire."

Tennessee took control quickly at the start of the title game, jumping out to a 20-8 lead. By halftime, the Lady Vols still had a comfortable lead, 34-22.

In the second half, Old Dominion clawed its way back, taking its first lead at 44-43 with 9:06 left in the game. The Lady Monarchs extended the lead to two, 49-47, before Chamique Holdsclaw led the Lady Vols on a 12-2 run to put the game away for Tennessee.

Holdsclaw was a unanimous choice as the most outstanding player, as she poured in 24 points and seven rebounds. Six of her points came during the decisive run at the end of the game. Joining Holdsclaw on the All-Championship team was Kellie Jolly, who only scored five points, but set a championship record with 11 assists in the final game and a Final Four record with 20.

With the win, the Lady Vols earned their fifth national title, played in their seventh championship game and became only the second team to win consecutive championships. (Southern Cal., 1983 and 1984).

1997 TITLE GAME STATISTICS

March 30, 1997 • Cincinnati, Ohio • Riverfront Coliseum

Tennessee	FG-FGA	3FG-FGA	FT-FTA	OF	REB DE	TOT	PF	TP	A	TO	BLK	S	MIN
JOHNSON*	4-4	0-0	0-0	1	2	3	2	8	2	1	1	0	30+
ELZY*	1-3	0-0	0-1	0	3	3	2	2	1	3	0	1	22+
JOLLY*	1-5	1-3	2-2	0	0	0	2	5	11	9	0	5	35+
HOLDSCLAW*	11-20	0-0	2-3	0	7	7	2	24	3	6	1	2	39+
THOMPSON*	4-4	0-0	0-3	2	4	6	2	8	0	1	0	2	33+
BUTTS	4-7	0-0	0-0	0	2	2	0	8	0	2	0	1	8+
MILLIGAN	0-0	0-0	0-0	0	0	0	0	0	0	0	0	0	0+
GREENE	0-1	0-0	1-2	0	1	1	0	1	0	1	0	0	10+
LAXTON	0-1	0-0	0-0	0	0	0	0	0	0	0	0	0	3+
STEPHENS	0-0	0-0	0-0	0	0	0	1	0	0	0	0	0	2+
CONKLIN	4-5	2-2	2-2	0	1	1	2	12	1	3	0	1	18+
TEAM				4	2	6							
Totals	**29-49**	**3-5**	**7-13**	**7**	**22**	**29**	**13**	**68**	**18**	**26**	**2**	**12**	**200**
TOTAL FG%	1st Half: 0-0 0.0%		2nd Half: 29-49 59.2%				Game: 59.2%				DEADBALL		
3-Pt. FG%	1st Half: 0-0 0.0%		2nd Half: 3-5 60.0%				Game: 60.0%				REBS		
F Throw %	1st Half: 0-0 0.0%		2nd Half: 7-13 53.8%				Game: 53.8%				1		

Old Dominion	FG-FGA	3FG-FGA	FT-FTA	OF	REB DE	TOT	PF	TP	A	TO	BLK	S	MIN
ROBERTS*	6-8	0-0	1-2	4	5	9	2	13	0	3	0	0	40+
HIMES*	0-1	0-0	0-0	0	0	0	0	0	1	1	0	1	15+
PENICHEIRO*	4-13	0-1	2-2	1	5	6	2	10	8	11	0	8	37+
ANDRADE*	2-7	0-3	0-0	0	0	0	5	4	1	3	0	1	28+
MACHANGUANA*	7-13	0-0	2-2	4	6	10	5	16	4	5	1	3	38+
ELLEN	2-4	1-2	0-0	2	1	3	0	5	0	0	0	1	15+
EBLIN	3-11	3-10	2-4	1	0	1	0	11	1	1	0	1	11+
SMALL	0-0	0-0	0-0	2	1	3	1	0	0	1	0	0	6+
DIAZ	0-5	0-2	0-0	0	0	0	1	0	0	1	0	1	10+
BRADLEY	0-0	0-0	0-0	0	0	0	0	0	0	0	0	0	0+
TEAM				2		2							
Totals	**24-62**	**4-18**	**7-10**	**16**	**18**	**34**	**16**	**59**	**15**	**26**	**1**	**16**	**200**
TOTAL FG%	1st Half: 0-0 0.0%		2nd Half: 24-62 38.7%				Game: 38.7%				DEADBALL		
3-Pt. FG%	1st Half: 0-0 0.0%		2nd Half: 4-18 22.2%				Game: 22.2%				REBS		
F Throw %	1st Half: 0-0 0.0%		2nd Half: 7-10 70.0%				Game: 70.0%				3		

Attendance: 16,714; Halftime: Tennessee 34, Old Dominion 22; Officials: Dee Kantner, Violet Palmer, Yvette McKinney; Semifinals: Old Dominion 83, Stanford 82; Tennessee 80, Notre Dame 66.

1998 National Champions

The 1998 Tennessee Lady Vols will be remembered as history-makers. A perfect 39-0 record and the most wins ever in women's collegiate basketball... an NCAA unprecedented three consecutive titles... and the systematic blowout night-after-night of the opposition.

When the team finally reached the NCAA title game against a dear old rival in Louisiana Tech, the contest started out tight with UT taking an 8-6 lead. Then "the greatest team ever to play the game," according to Louisiana Tech head coach Leon Barmore, exploded out to a 34-11 run over the next seven minutes. The points were coming in bunches to the tune of 63% field goal accuracy as these Lady Vols were on a mission.

By the halftime break, Tennessee led 55-32 and had registered an NCAA record for the most points scored in a half at the Final Four. Leading the way for UT in game 39 were the Three Meeks – MVP Chamique Holdsclaw, Tamika Catchings and Semeka Randall—who collectively tallied 62 points and 25 rebounds in the Lady Vols' 93-75 victory.

Holdsclaw, who scored 25 points and grabbed 10 rebounds, won the top player honors in the final game. She was joined on the All-Tournament Team by Catchings, who recorded 27 points in her first title game, and an honorary "Meek", Kellie Jolly, who added a career-high 20 points.

With the win, the Lady Vols earned their sixth national title, played in their eighth championship game and became the first team to win three consecutive NCAA titles.

1998 TITLE GAME STATISTICS

March 29, 1998 • Kansas City, Mo. • Kemper Arena

Louisiana Tech	FG-FGA	3FG-FGA	FT-FTA	OF	REB DE	TOT	PF	TP	A	TO	BLK	S	MIN
STALLWORTH*	0-6	0-1	2-2	0	1	1	0	2	9	5	0	2	30
MAXWELL*	7-12	1-3	0-0	3	5	8	3	15	1	3	1	2	37
WILSON*	2-6	0-0	0-0	1	4	5	4	4	0	3	0	3	31
BURRAS*	9-16	0-0	1-5	5	5	10	3	19	0	2	2	2	34
JACKSON*	11-25	4-12	0-0	0	4	4	2	26	5	4	1	2	37
COCHRAN	0-0	0-0	0-0	0	0	0	0	0	0	0	0	0	1
SCHEPPMAN	1-5	1-2	0-0	0	0	0	2	3	2	2	0	0	15
GILMORE	0-0	0-0	2-2	1	0	1	0	2	0	0	1	0	8
BOWMAN	2-3	0-0	0-1	0	0	0	2	4	0	1	2	0	7
TEAM				4	1	5							
Totals	**32-73**	**6-18**	**5-10**	**14**	**20**	**34**	**16**	**75**	**17**	**20**	**7**	**11**	**200**
TOTAL FG%	1st Half: 0-0 0.0%		2nd Half: 32-73 43.8%				Game: 43.8%				DEADBALL		
3-Pt. FG%	1st Half: 0-0 0.0%		2nd Half: 6-18 33.3%				Game: 33.3%				REB.		
F Throw %	1st Half: 0-0 0.0%		2nd Half: 5-10 50.0%				Game: 50.0%				2		

Tennessee	FG-FGA	3FG-FGA	FT-FTA	OF	REB DE	TOT	PF	TP	A	TO	BLK	S	MIN
JOLLY*	7-10	4-5	2-2	0	4	4	2	20	3	2	1	3	34
RANDALL*	4-9	0-0	2-4	2	6	8	2	10	2	4	0	2	34
HOLDSCLAW*	11-25	0-0	3-4	4	6	10	0	25	6	2	0	1	36
CATCHINGS*	8-16	0-4	11-13	3	4	7	3	27	2	4	0	4	34
STEPHENS*	0-2	0-0	0-0	1	1	2	2	0	0	1	0	0	8
BUTTS	1-1	0-0	0-0	1	0	1	0	2	0	0	0	0	1
ELZY	0-1	0-0	0-0	0	0	0	0	0	0	1	0	0	1
MILLIGAN	0-0	0-0	0-0	0	0	0	0	0	0	0	0	0	1
GREENE	0-0	0-0	0-0	0	0	0	0	0	0	0	0	0	1
LAXTON	0-0	0-0	0-0	0	1	1	0	0	0	1	0	0	1
CLEMENT	3-4	0-0	0-0	0	1	1	1	6	2	3	0	0	15
GETER	1-1	0-0	1-2	2	5	7	3	3	0	1	4	1	34
TEAM				4	2	6							
Totals	**35-69**	**4-9**	**19-25**	**17**	**30**	**47**	**13**	**93**	**15**	**19**	**5**	**11**	**200**
TOTAL FG%	1st Half: 0-0 0.0%		2nd Half: 35-69 50.7%				Game: 50.7%				DEADBALL		
3-Pt. FG%	1st Half: 0-0 0.0%		2nd Half: 4-9 44.4%				Game: 44.4%				REBS		
F Throw %	1st Half: 0-0 0.0%		2nd Half: 19-25 76.0%				Game: 76.0%				3		

Attendance: 17,976; Halftime: Tennessee 55, Louisiana Tech 32; Officials: Sally Bell, Bob Trammell, Wesley Dean; Semifinals: Tennessee 86, Arkansas 58; Louisiana Tech 84, N.C. State 65.

2007 National Champions

On April 3, 2007, the Tennessee Lady Vols captured an elusive seventh national title, beating Rutgers to the ball for second and third shots in a 59-46 win to reclaim their customary place above all other programs.

Parker scored 17 points to lead her squad to a 34-3 final record, but the tournament's most outstanding player got plenty of help from Shannon Bobbitt who scored 13 points — nine of them on three treys in a lightning-quick span in the second half — and Nicky Anosike had 16 rebounds for the Lady Vols, who had 24 offensive boards.

After building a 16-point lead and then holding off a late push by Rutgers, the Lady Vols could finally celebrate, dribbling out the final 30 seconds under the Rutgers basket until Tennessee's players, some in tears, danced at midcourt as orange, blue and gold confetti fell from above.

"To win anything you have to be a tight team," Summitt said. "They believed in each other and they all had one goal, to be here in Cleveland and cut down the nets. I'm real, real proud of this team."

A three-pointer by Rutgers ended a 7-0 UT run that brought the Scarlet Knights to 50-42, but Parker made six straight free throws in 37 seconds to make it 56-44 with 1:08 left. As she went down the floor, Parker looked at the bench where senior Sidney Spencer was crying, knowing all the hard work during the offseason would end the best way possible.

The 2007 NCAA tournament ended the same way it has nearly one-third of the time since it started — with Tennessee setting up ladders to cut down the nets.

2007 TITLE GAME STATISTICS

April 3, 2007 • Cleveland, Ohio • Quicken Loans Arena

Rutgers	FG-FGA	3FG-FGA	FT-FTA	OF	DE	REB TOT	PF	TP	A	TO	BLK	S	MIN
CARSON*	4-11	0-3	0-3	1	5	6	4	8	1	2	0	0	40
ZURICH*	2-6	0-0	0-0	0	1	1	3	4	0	0	1	1	23
VAUGHN*	9-15	0-0	2-3	7	3	10	2	20	2	4	1	3	34
PRINCE*	0-0	0-0	2-4	1	2	3	4	2	2	4	0	0	26
AJAVON*	3-9	2-5	0-0	0	4	4	5	8	1	5	0	1	37
JERNIGAN	0-0	0-0	0-0	0	0	0	0	0	0	0	0	0	1
ADAMS	0-0	0-0	0-0	0	0	0	0	0	0	0	0	0	1
McCURDY	1-3	0-0	0-0	0	1	1	3	2	0	2	0	1	17
RAY	0-3	0-2	0-0	1	1	2	0	0	0	0	0	0	15
JUNAID	1-2	0-0	0-0	1	2	3	1	2	0	0	1	0	6
TEAM						4				1			
Totals	**20-49**	**2-10**	**4-10**	**14**	**20**	**34**	**22**	**46**	**6**	**18**	**3**	**6**	**200**

TOTAL FG%	1st Half: 8-21 38.1%	2nd Half: 12-28 42.9%	Game: 40.8%	D-BALL
3-Pt. FG%	1st Half: 1-3 33.3%	2nd Half: 1-7 14.3%	Game: 20.0%	REB
F Throw %	1st Half: 1-2 50.0%	2nd Half: 3-8 37.5%	Game: 40.0%	3

Tennessee	FG-FGA	3FG-FGA	FT-FTA	OF	DE	REB TOT	PF	TP	A	TO	BLK	S	MIN
SPENCER*	4-12	1-4	2-2	2	0	2	4	11	2	0	0	0	36
PARKER*	5-15	0-0	7-10	2	5	7	3	17	3	2	0	0	39
ANOSIKE*	2-9	0-0	0-5	10	6	16	2	4	2	1	0	1	34
BOBBITT*	4-9	4-8	1-2	2	1	3	1	13	0	1	0	3	32
HORNBUCKLE*	2-8	0-3	0-0	3	4	7	2	4	1	7	0	2	37
REDDING	0-0	0-0	0-0	0	0	0	0	0	0	0	0	0	1
AUGUSTE	3-5	0-0	4-4	4	1	5	1	10	1	0	0	1	15
FULLER	0-0	0-0	0-0	0	0	0	0	0	0	1	0	0	6
TEAM						2							
Totals	**20-58**	**5-15**	**14-23**	**24**	**18**	**42**	**13**	**59**	**9**	**12**	**0**	**7**	**200**

TOTAL FG%	1st Half: 11-30 36.7%	2nd Half: 9-28 32.1%	Game: 34.5%	D-BALL
3-Pt. FG%	1st Half: 2-6 33.3%	2nd Half: 3-9 33.3%	Game: 33.3%	REB
F Throw %	1st Half: 5-9 55.6%	2nd Half: 9-14 64.3%	Game: 60.9%	3

Attendance: 20,704; Halftime: Tennessee 29, Rutgers 28; Officials: Lisa Mattingly, Tina Napier, Michael Price; Semifinals: Rutgers 59, LSU 35; Tennessee 56, North Carolina 50

2008 National Champions



On April 8, 2008, the "under-rated" Tennessee Lady Vols captured their eighth national title, defeating Stanford 64-48. Incredible defensive pressure by UT forced 25 Cardinal turnovers which the Big Orange converted into 26 points.

"They came out with a great mentality to play hard, especially on the defensive end," Pat Summitt said. "On offense, we got more people involved, but it was our defense that got it done."

Tennessee standout Candace Parker, despite playing with a dislocated shoulder, scored 17 points and grabbed nine rebounds to help the Lady Vols capture their second straight championship, but unlike earlier games in the tournament when she had to carry the Lady Vols, her supporting cast came through. Shannon Bobbitt scored 13 points and Nicky Anosike added 12 points, eight rebounds and six steals for the Lady Vols. Freshman Vicki Baugh had eight points before tearing her ACL in the second half.

Bobbitt scored all of her points in the first half as the Lady Vols jumped out to a 37-29 advantage. Trailing by one early, Tennessee used a 13-4 run to take a 17-9 lead midway through the half. Bobbitt hit two three-pointers and made a nifty layup to cap the spurt. The teams traded baskets before two free throws by Bobbitt gave the Lady Vols a 35-25 lead - their biggest of the half.

Parker didn't shoot nearly as many jumpers as usual, instead taking the ball to the basket on an array of moves. She converted one steal in the second half into a pretty layup that gave the Lady Vols a 10-point advantage. She then followed it up with a three-point play on a driving layup. The Cardinal, who had a season low for points, would get no closer than eight the rest of the way. With the game in hand and a minute left, Parker went to the Tennessee bench for the final time, holding up four fingers on each hand to signify the eight titles the Lady Vols have won.

"One is disputable, but two, you can't stumble onto two national championships, so we're pretty good," Parker said.

2008 TITLE GAME STATISTICS

April 8, 2008 - Tampa, Fla. - St. Pete Times Forum

Stanford	FG-FGA	3FG-FGA	FT-FTA	OF	DE	REB TOT	PF	TP	A	TO	BLK	S	MIN
PEDERSEN	2-7	0-2	3-4	2	8	10	4	7	0	2	0	0	37
APPEL	6-13	0-0	4-10	3	2	5	5	16	3	4	0	1	36
HONES	2-5	1-2	0-0	0	2	2	2	5	3	4	0	0	34
WIGGINS	6-16	2-5	0-0	1	3	4	3	14	1	6	0	4	39
GOLD-ONWUDE	1-2	0-0	0-0	0	3	3	2	2	0	4	0	1	16
PIERCE	0-0	0-0	0-0	0	0	0	0	0	0	0	0	0	2
DONAGHE	0-0	0-0	0-0	0	0	0	0	0	0	0	0	0	0+
POHLEN	0-2	0-1	0-0	0	1	1	1	0	0	1	0	0	11
CIMINO	0-0	0-0	0-0	0	0	0	0	0	0	0	0	0	0+
CLYBURN	0-1	0-1	0-0	0	0	0	0	0	0	0	0	0	1
HARMON	2-3	0-0	0-0	2	2	4	4	4	1	3	0	1	24
TEAM				3	4	7				1			
Totals	**19-49**	**3-11**	**7-14**	**11**	**25**	**36**	**21**	**48**	**8**	**25**	**0**	**7**	**200**

TOTAL FG%	1st Half: 12-25 48.0%	2nd Half: 7-24 29.2%	Game: 38.8%	DEADBALL
3-Pt. FG%	1st Half: 3-5 60.0%	2nd Half: 0-6 0.0%	Game: 27.3%	REB.
F Throw %	1st Half: 2-4 50.0%	2nd Half: 5-10 50.0%	Game: 50.0%	2

Tennessee	FG-FGA	3FG-FGA	FT-FTA	OF	DE	REB TOT	PF	TP	A	TO	BLK	S	MIN
PARKER	5-10	0-0	7-11	1	8	9	2	17	1	4	1	4	37
AUGUSTE	3-7	0-0	1-2	3	4	7	4	7	2	3	0	1	39
ANOSIKE	6-11	0-0	0-1	3	5	8	3	12	0	2	1	6	29
BOBBITT	4-12	3-8	2-2	0	0	0	0	13	0	3	0	0	37
HORNBUCKLE	1-7	0-0	4-5	0	1	1	3	6	3	2	0	1	28
BJORKLUND	0-5	0-1	0-0	1	0	1	0	0	0	0	0	1	15
SMALLBONE	0-0	0-0	1-2	0	1	1	0	1	0	0	0	0	1
BAUGH	3-4	0-0	2-2	3	1	4	2	8	0	0	0	0	13
FULLER	0-0	0-0	0-0	0	0	0	0	0	0	0	0	0	1
TEAM				3	4	7							
Totals	**22-56**	**3-9**	**17-25**	**14**	**24**	**38**	**14**	**64**	**6**	**14**	**2**	**13**	**200**

TOTAL FG%	1st Half: 13-29 44.8%	2nd Half: 9-27 33.3%	Game: 39.3%	DEADBALL
3-Pt. FG%	1st Half: 3-6 50.0%	2nd Half: 0-3 0.0%	Game: 33.3%	REB.
F Throw %	1st Half: 8-11 72.7%	2nd Half: 9-14 64.3%	Game: 68.0%	3

Attendance: 21,655; Halftime: Tennessee 37, Stanford 29; Officials: Dee Kantner, Eric Brewton, Denise Brooks; Semifinals: Stanford 82, Connecticut 73; Tennessee 47, LSU 46

SEC HISTORY

2014 FINAL SEC TEAM STATISTICS

STANDINGS

TEAM	SEC	PCT.	ALL	PCT.
South Carolina	14–2	.875	29–5	.853
Tennessee	**13-3**	**.813**	**29–6**	**.829**
Texas A&M	13–3	.813	27–9	.750
Kentucky	10–6	.625	26–9	.743
Florida	8–8	.500	20–13	.606
Auburn	7–9	.438	19–15	.559
Alabama	7–9	.438	14–16	.467
Vanderbilt	7–9	.438	18–13	.581
Georgia	7–9	.438	20–12	.625
LSU	7–9	.438	21–13	.618
Arkansas	6–10	.375	19–11	.633
Missouri	6–10	.375	17–14	.548
Mississippi State	5–11	.313	22–14	.611
Ole Miss	2–14	.125	12–20	.375

SCORING OFFENSE

TEAM	G	RECORD	PTS	AVG/G
Kentucky	35	26-9	2845	81.3
Tennessee	**35**	**29-6**	**2725**	**77.9**
Florida	33	20-13	2472	74.9
South Carolina	34	29-5	2478	72.9
Ole Miss	32	12-20	2308	72.1
Vanderbilt	31	18-13	2218	71.5
Mississippi State	36	22-14	2551	70.9
Texas A&M	36	27-9	2541	70.6
LSU	34	21-13	2379	70.0
Missouri	31	17-14	2159	69.6
Arkansas	30	19-11	1997	66.6
Georgia	32	20-12	2114	66.1
Auburn	34	19-15	2239	65.9
Alabama	30	14-16	1944	64.8

SCORING DEFENSE

TEAM	G	PTS	AVG/G
Arkansas	30	1623	54.1
South Carolina	34	1900	55.9
Georgia	32	1879	58.7
Texas A&M	36	2146	59.6
Tennessee	**35**	**2201**	**62.9**
Auburn	34	2144	63.1
Mississippi State	36	2278	63.3
LSU	34	2212	65.1
Missouri	31	2034	65.6
Vanderbilt	31	2066	66.6
Kentucky	35	2396	68.5
Alabama	30	2066	68.9
Florida	33	2326	70.5
Ole Miss	32	2423	75.7

SCORING MARGIN

TEAM	G	OFF	DEF	MARGIN
South Carolina	34	72.9	55.9	+17.0
Tennessee	**35**	**77.9**	**62.9**	**+15.0**
Kentucky	35	81.3	68.5	+12.8
Arkansas	30	66.6	54.1	+12.5
Texas A&M	36	70.6	59.6	+11.0
Mississippi State	36	70.9	63.3	+7.6
Georgia	32	66.1	58.7	+7.3
LSU	34	70.0	65.1	+4.9
Vanderbilt	31	71.5	66.6	+4.9
Florida	33	74.9	70.5	+4.4
Missouri	31	69.6	65.6	+4.0
Auburn	34	65.9	63.1	+2.8
Ole Miss	32	72.1	75.7	-3.6
Alabama	30	64.8	68.9	-4.1

FIELD GOAL PCT.

TEAM	G	FG	FGA	PCT
South Carolina	34	859	1811	.474
Vanderbilt	31	783	1705	.459
Tennessee	**35**	**999**	**2184**	**.457**
Texas A&M	36	976	2166	.451
Florida	33	878	1970	.446
Kentucky	35	1029	2369	.434
LSU	34	860	2057	.418
Auburn	34	836	2030	.412
Arkansas	30	714	1737	.411
Georgia	32	796	1939	.411
Missouri	31	750	1834	.409
Mississippi State	36	866	2179	.397
Ole Miss	32	832	2102	.396
Alabama	30	694	1782	.389

FIELD GOAL PCT. DEFENSE

TEAM	G	FG	FGA	PCT
South Carolina	34	705	2035	.346
Tennessee	**35**	**808**	**2208**	**.366**
Texas A&M	36	786	2141	.367
Missouri	31	693	1837	.377
Arkansas	30	584	1538	.380
Georgia	32	651	1702	.382
Auburn	34	728	1877	.388
LSU	34	755	1946	.388
Kentucky	35	862	2156	.400
Mississippi State	36	785	1934	.406
Florida	33	844	2038	.414
Alabama	30	763	1802	.423
Ole Miss	32	868	2030	.428
Vanderbilt	31	766	1734	.442

3-POINT FG PCT.

TEAM	G	3FG	3FGA	PCT
Vanderbilt	31	166	415	.400
Missouri	31	292	782	.373
Tennessee	**35**	**160**	**444**	**.360**
Arkansas	30	177	508	.348
South Carolina	34	133	383	.347
Kentucky	35	192	564	.340
LSU	34	136	401	.339
Florida	33	188	579	.325
Alabama	30	174	545	.319
Mississippi State	36	114	377	.302
Texas A&M	36	83	275	.302
Georgia	32	172	573	.300
Ole Miss	32	168	567	.296
Auburn	34	98	372	.263

FREE THROW PCT.

TEAM	G	FT	FTA	PCT
Missouri	31	367	490	.749
Vanderbilt	31	486	661	.735
LSU	34	523	723	.723
Tennessee	**35**	**567**	**793**	**.715**
Florida	33	528	744	.710
Mississippi State	36	705	997	.707
Texas A&M	36	506	733	.690
Arkansas	30	392	572	.685
Ole Miss	32	476	705	.675
South Carolina	34	627	930	.674
Kentucky	35	595	883	.674
Auburn	34	469	707	.663
Alabama	30	382	604	.632
Georgia	32	350	561	.624

REBOUNDING MARGIN

TEAM	G	TEAM	AVG	OPP	AVG	MAR
Tennessee	**35**	**1595**	**45.6**	**1196**	**34.2**	**+11.4**
South Carolina	34	1393	41.0	1095	32.2	+8.8
Georgia	32	1282	40.1	1113	34.8	+5.3
Texas A&M	36	1486	41.3	1298	36.1	+5.2
Kentucky	35	1513	43.2	1354	38.7	+4.5
Auburn	34	1340	39.4	1218	35.8	+3.6
LSU	34	1361	40.0	1246	36.6	+3.4
Mississippi State	36	1410	39.2	1317	36.6	+2.6
Missouri	31	1238	39.9	1159	37.4	+2.5
Vanderbilt	31	1067	34.4	996	32.1	+2.3
Arkansas	30	1082	36.1	1052	35.1	+1.0
Alabama	30	1140	38.0	1187	39.6	-1.6
Ole Miss	32	1295	40.5	1365	42.7	-2.2
Florida	33	1190	36.1	1322	40.1	-4.0

2014 FINAL SEC TEAM STATISTICS

BLOCKED SHOTS

South Carolina	34	240	7.06
Auburn	34	166	4.88
Texas A&M	36	175	4.86
Arkansas	30	139	4.63
Mississippi State	36	158	4.39
LSU	34	138	4.06
Kentucky	35	141	4.03
Tennessee	**35**	**135**	**3.86**
Missouri	31	102	3.29
Alabama	30	91	3.03
Florida	33	94	2.85
Georgia	32	88	2.75
Ole Miss	32	80	2.50
Vanderbilt	31	24	0.77

ASSISTS

TEAM	G	NO	AVG/G
Texas A&M	36	583	16.19
Vanderbilt	31	493	15.90
Missouri	31	479	15.45
Tennessee	**35**	**536**	**15.31**
Arkansas	30	452	15.07
Auburn	34	505	14.85
South Carolina	34	496	14.59
Kentucky	35	496	14.17
Mississippi State	36	509	14.14
Georgia	32	444	13.88
Florida	33	454	13.76
Ole Miss	32	424	13.25
LSU	34	426	12.53
Alabama	30	341	11.37

STEALS

TEAM	G	NO	AVG/G
Auburn	34	354	10.41
Kentucky	35	343	9.80
Mississippi State	36	347	9.64
Florida	33	306	9.27
Arkansas	30	277	9.23
Georgia	32	283	8.84
LSU	34	281	8.26
Tennessee	**35**	**273**	**7.80**
Texas A&M	36	278	7.72
Vanderbilt	31	230	7.42
Alabama	30	222	7.40
Ole Miss	32	232	7.25
Missouri	31	198	6.39
South Carolina	34	202	5.94

2014 FINAL SEC INDIVIDUAL STATISTICS

POINTS

PLAYER-TEAM	YR	G	FG	3FG	FT	PTS	AVG/G
Christina Foggie-VU	SR	31	185	82	137	589	19.0
Bri Kulas-MO	SR	31	192	55	129	568	18.3
Tyrese Tanner-AU	SR	33	208	4	141	561	17.0
Valencia McFarland-UM	SR	32	193	39	119	544	17.0
Meighan Simmons-UT	**SR**	**35**	**203**	**72**	**99**	**577**	**16.5**
Tia Faleru-UM	JR	30	184	3	122	493	16.4
Jessica Jackson-AR	FR	30	163	48	111	485	16.2
Courtney Walker-TAMU	SO	36	234	12	83	563	15.6
Jaterra Bonds-UF	SR	33	170	8	166	514	15.6
Tiffany Mitchell-SC	SO	34	165	40	157	527	15.5

REBOUNDS

PLAYER-TEAM	YR	G	OFF	DEF	TOT	AVG/G
Tia Faleru-UM	JR	30	117	166	283	9.4
Isabelle Harrison-UT	**JR**	**35**	**109**	**217**	**326**	**9.3**
Martha Alwal-MS	JR	36	121	196	317	8.8
Samarie Walker-UK	SR	35	104	201	305	8.7
Kayla Lewis-UF	JR	33	88	199	287	8.7
Alaina Coates-SC	FR	34	82	203	285	8.4
Theresa Plaisance-LSU	SR	34	98	171	269	7.9
Shacobia Barbee-UG	SO	30	82	154	236	7.9
Aleighsa Welch-SC	JR	34	107	153	260	7.6
Karla Gilbert-TAMU	SR	36	98	171	269	7.5

FIELD GOAL PCT. (min 5.0 FGM per game)

PLAYER-TEAM	YR	G	FG	FGA	PCT
Isabelle Harrison-UT	**JR**	**35**	**183**	**317**	**.577**
Aleighsa Welch-SC	JR	34	175	305	.574
Denesha Stallworth-UK	SR	30	151	288	.524
Martha Alwal-MS	JR	36	195	396	.492
Tia Faleru-UM	JR	30	184	394	.467
Courtney Walker-TAMU	SO	36	234	506	.462
Jaterra Bonds-UF	SR	33	170	370	.459
Christina Foggie-VU	SR	31	185	406	.456
Bri Kulas-MO	SR	31	192	441	.435
Theresa Plaisance-LSU	SR	34	188	443	.424

3-POINT FG PCT. (min 2.0 3FGM per game)

PLAYER-TEAM	YR	G	3FG	3FGA	PCT
Morgan Eye-MO	JR	31	108	253	.427
Shafontaye Myers-UA	SR	29	84	212	.396
Jeanne Kenney-LSU	SR	33	71	181	.392
Christina Foggie-VU	SR	31	82	210	.390
Meighan Simmons-UT	**SR**	**35**	**72**	**200**	**.360**

FREE THROW PCT.

PLAYER-TEAM	YR	G	FT	FTA	PCT
Bria Goss-UK	JR	35	127	141	.901
Bri Kulas-MO	SR	31	129	155	.832
Meighan Simmons-UT	**SR**	**35**	**99**	**119**	**.832**
Jaterra Bonds-UF	SR	33	166	206	.806
Jessica Jackson-AR	FR	30	111	138	.804
Kendra Grant-MS	JR	36	97	122	.795
Tiffany Mitchell-SC	SO	34	157	198	.793
Cassie Peoples-UF	SO	33	86	110	.782
Theresa Plaisance-LSU	SR	34	120	163	.736
Valencia McFarland-UM	SR	32	119	164	.726

ASSISTS

PLAYER-TEAM	YR	G	ASSISTS	AVG/G
Jordan Jones-TAMU	SO	36	261	7.25
Calli Berna-AR	JR	30	205	6.83
Valencia McFarland-UM	SR	32	201	6.28
Lianna Doty-MO	SO	31	175	5.65
Katia May-MS	SR	36	175	4.86
Jasmine Lister-VU	SR	31	144	4.65
Daisha Simmons-UA	JR	30	128	4.27
Jaterra Bonds-UF	SR	33	137	4.15
Cassie Peoples-UF	SO	33	121	3.67
Jeanne Kenney-LSU	SR	33	115	3.48

STEALS

PLAYER-TEAM	YR	GP	STEALS	AVG/G
Shacobia Barbee-UG	SO	30	79	2.63
Hasina Muhammad-AU	SR	27	64	2.37
Jordan Jones-TAMU	SO	36	81	2.25
Savannah Carter-MS	JR	36	78	2.17
Calli Berna-AR	JR	30	60	2.00
Tyrese Tanner-AU	SR	33	61	1.85
Tiffany Mitchell-SC	SO	34	62	1.82
Valencia McFarland-UM	SR	32	58	1.81
Raigyne Moncrief-LSU	FR	31	56	1.81
Daisha Simmons-UA	JR	30	54	1.80

BLOCKED SHOTS

PLAYER-TEAM	YR	G	BLOCKS	AVG/G
Martha Alwal-MS	JR	36	97	2.69
Elem Ibiam-SC	JR	34	83	2.44
Alaina Coates-SC	FR	34	73	2.15
Hasina Muhammad-AU	SR	27	56	2.07
Karla Gilbert-TAMU	SR	36	68	1.89
Shanece Mckinney-LSU	SR	34	56	1.65

TENNESSEE AT THE TOP OF THE SEC (34 TITLES)

17 REGULAR SEASON & 17 TOURNAMENT CHAMPIONSHIPS

Year	Champion	SEC	Overall	Coach	Tournament Champion (Site)	Coach
1980^	**TENNESSEE**		33-5	Pat Head	**TENNESSEE** (Knoxville, Tenn.)	Pat Head
1981	Auburn		26-7	Joe Ciampi	Auburn (Baton Rouge, La.)	Joe Ciampi
1982	Kentucky		24-8	Terry Hall	Kentucky (Lexington, Ky.)	Terry Hall
1983	Georgia	4-4	27-7	Andy Landers	Georgia (Athens, Ga.)	Andy Landers
1984	Georgia	7-1	30-3	Andy Landers	Georgia (Athens, Ga.)	Andy Landers
1985^	**TENNESSEE**	4-4	22-10	Pat Summitt	**TENNESSEE** (Oxford, Miss.)	Pat Summitt
1986	Georgia	9-0	30-2	Andy Landers	Georgia (Athens, Ga.)	Andy Landers
1987	Auburn	8-1	31-2	Joe Ciampi	Auburn (Albany, Ga.)	Joe Ciampi
1988	Auburn	9-0	32-3	Joe Ciampi	**TENNESSEE** (Albany, Ga.)	Pat Summitt
1989	Auburn	9-0	32-2	Joe Ciampi	**TENNESSEE** (Albany, Ga.)	Pat Summitt
1990	**TENNESSEE**	8-1	27-6	Pat Summitt	Auburn (Albany, Ga.)	Joe Ciampi
1991	Georgia	9-0	28-4	Andy Landers	LSU (Albany, Ga.)	Sue Gunter
1992	Mississippi	11-0	29-3	Van Chancellor	**TENNESSEE** (Albany, Ga.)	Pat Summitt
1993	**TENNESSEE**	11-0	29-3	Pat Summitt	Vanderbilt (Chattanooga, Tenn.)	Jim Foster
1994^	**TENNESSEE**	11-0	31-2	Pat Summitt	**TENNESSEE** (Chattanooga, Tenn.)	Pat Summitt
1995	**TENNESSEE**	11-0	34-3	Pat Summitt	Vanderbilt (Chattanooga, Tenn.)	Jim Foster
1996	Georgia	10-1	28-5	Andy Landers	**TENNESSEE** (Chattanooga, Tenn.)	Pat Summitt
1997	Georgia	11-1	25-6	Andy Landers	Auburn (Chattanooga, Tenn.)	Joe Ciampi
1998^	**TENNESSEE**	14-0	39-0	Pat Summitt	**TENNESSEE** (Columbus, Ga.)	Pat Summitt
1999^	**TENNESSEE**	13-1	31-3	Pat Summitt	**TENNESSEE** (Chattanooga, Tenn.)	Pat Summitt
2000^	***TENNESSEE**	13-1	33-4	Pat Summitt	**TENNESSEE** (Chattanooga, Tenn.)	Pat Summitt
	*Georgia	13-1	32-4	Andy Landers		
2001	**TENNESSEE**	14-0	31-3	Pat Summitt	Georgia (Memphis, Tenn.)	Andy Landers
2002	**TENNESSEE**	13-1	29-5	Pat Summitt	Vanderbilt (Nashville, Tenn.)	Jim Foster
2003	**TENNESSEE**	14-0	33-5	Pat Summitt	LSU (North Little Rock, Ark.)	Sue Gunter
2004	**TENNESSEE**	14-0	31-4	Pat Summitt	Vanderbilt (Nashville, Tenn.)	Melanie Balcomb
2005	LSU	14-0	33-3	Pokey Chatman	**TENNESSEE** (Greenville, S.C.)	Pat Summitt
2006	LSU	13-1	31-4	Pokey Chatman	**TENNESSEE** (North Little Rock, Ark.)	Pat Summitt
2007	**TENNESSEE**	14-0	34-3	Pat Summitt	Vanderbilt (Duluth, Ga.)	Melanie Balcomb
2008	LSU	14-0	31-6	Van Chancellor	**TENNESSEE** (Nashville, Tenn.)	Pat Summitt
2009	Auburn	12-2	30-4	Nell Fortner	Vanderbilt (North Little Rock, Ark.)	Melanie Balcomb
2010^	**TENNESSEE**	15-1	32-3	Pat Summitt	**TENNESSEE** (Duluth, Ga.)	Pat Summitt
2011^	**TENNESSEE**	16-0	34-3	Pat Summitt	**TENNESSEE (**Nashville, Tenn.)	Pat Summitt
2012	Kentucky	13-3	28-7	Matthew Mitchell	**TENNESSEE** (Nashville, Tenn.)	Pat Summitt
2013	**TENNESSEE**	14-2	27-8	Holly Warlick	Texas A&M (Duluth, Ga.)	Gary Blair
2014	South Carolina	14-2	29-5	Dawn Staley	**TENNESSEE** (Duluth, Ga.)	Holly Warlick

* tied for regular season championship ^ Swept SEC regular season and tournament titles (eight times)

SEC TOURNAMENT RECORDS
(1980-2014)

Team	Year	Won	Lost	Pct.	Titles
TENNESSEE	**35**	**73**	**18**	**.802**	**17**
Texas A&M	2	4	1	.800	1
Vanderbilt	35	45	29	.608	6
Georgia	35	45	31	.592	4
Auburn	35	35	31	.530	4
LSU	35	33	33	.500	2
Kentucky	35	29	36	.446	1
Ole Miss	34^	26	34	.433	0
Alabama	35	25	35	.416	0
Florida	34*	19	34	.351	0
Arkansas	23	10	23	.313	0
Mississippi State	35	15	35	.303	0
South Carolina	23	8	23	.258	0
Missouri	2	0	2	.000	0

ALL-TIME RECORDS
(According to Schools' Media Guides)

Team	Year	Won	Lost	Pct.
TENNESSEE	**69**	**1247**	**279**	**.817**
Georgia	41	880	372	.702
LSU	39	840	394	.680
Auburn	44	849	408	.674
Vanderbilt	37	778	383	.670
Ole Miss	40	765	459	.625
Arkansas	38	692	435	.614
Kentucky	40	712	486	.594
South Carolina	40	701	500	.583
Alabama	40	672	514	.567
Missouri	38	676	511	.569
Florida	40	671	510	.567
Texas A&M	39	690	539	.561
Mississippi State	40	562	590	.487

ALL-TIME SEC STANDINGS
(Regular-Season Games Only, 1983-2014)

Team	Won	Lost	Pct.	Titles
TENNESSEE	**344**	**49**	**.875**	**17**
Texas A&M	24	8	.750	0
Georgia	263	132	.666	7
LSU	237	157	.603	3
Vanderbilt	226	167	.575	0
Auburn	204	188	.520	5
Florida	171	225	.435	0
Kentucky	168	225	.427	2
Ole Miss	166	225	.424	1
Missouri	12	20	.375	0
Arkansas	117	198	.371	0
South Carolina	116	199	.368	1
Alabama	141	252	.358	0
Mississippi State	122	271	.310	0

SERIES RECORDS /// THROUGH 2013-14 SEASON

	UA	AR	AU	UF	UG	UK	LSU	UM	MSU	MIZ	USC	UT	TAMU	VU
UA		14-18	35-45	29-25	10-36	17-24	17-36	21-33	36-16	2-3	15-19	2-47	0-3	12-29
AR	18-14		12-20	9-23	4-29	13-18	14-29	14-24	18-14	9-4	17-12	2-25	20-5	6-22
AU	45-35	19-12		33-19	17-25	25-18	29-20	32-23	35-17	3-2	21-17	10-39	0-5	17-28
UF	25-29	23-9	19-32		14-50	24-26	12-25	19-14	25-18	0-2	20-13	3-47	0-3	20-32
UG	36-10	29-4	25-17	50-14		36-14	23-18	31-11	27-14	3-2	33-9	15-45	0-4	33-26
UK	24-17	18-13	18-25	26-24	14-36		12-31	15-20	23-17	3-1	32-21	10-50	3-1	20-27
LSU	36-17	29-14	20-29	25-12	18-23	31-12		30-21	46-6	5-2	22-6	13-45	8-7	18-24
UM	33-21	24-14	23-32	14-19	11-31	20-15	21-30		63-24	1-3	18-16	7-42	1-3	15-29
MSU	16-36	14-18	17-35	18-25	14-27	17-23	6-46	24-63		3-1	16-14	0-35	0-2	15-35
MIZ	3-2	4-9	2-3	2-0	2-3	1-3	2-5	1-3	0-3		1-2	1-5	7-14	1-2
USC	19-15	12-17	17-21	13-20	9-33	21-32	6-22	17-17	14-16	2-1		2-45	0-3	11-21
UT	47-2	25-2	39-10	47-3	46-15	50-10	46-13	42-7	35-0	5-1	47-3		5-1	63-9
TAMU	3-0	5-20	5-0	3-0	4-0	1-3	7-8	3-1	3-0	14-7	3-0	1-5		1-4
VU	29-12	22-6	28-17	32-20	26-33	27-20	24-18	29-15	35-15	2-1	21-11	9-62	4-1	

TENNESSEE'S SEC TOURNAMENT HISTORY

1980 SEC TOURNAMENT — KNOXVILLE, TENNESSEE
SECOND ROUND: Tennessee def. Florida, 118-44 (2-8-80)
SEMIFINALS: Tennessee def. Auburn, 72-61 (2-9-80)
FINALS: **Tennessee def. Mississippi, 85-71 (2-10-80)**

1981 SEC TOURNAMENT — BATON ROUGE, LOUISIANA
SECOND ROUND: Alabama def. Tennessee, 77-71 (1-30-81)

1982 SEC TOURNAMENT — LEXINGTON, KENTUCKY
SECOND ROUND: Tennessee def. Vanderbilt, 80-75 (2-26-82)
SEMIFINALS: Tennessee def. Georgia, 55-44 (2-27-82)
FINALS: Kentucky def. Tennessee, 80-74 (2-28-82)

1983 SEC TOURNAMENT — KNOXVILLE, TENNESSEE
SECOND ROUND: Tennessee def. Alabama, 91-73 (3-4-83)
SEMIFINALS: Georgia def. Tennessee, 71-65 (3-5-83)
CONSO-FINALS: Tennessee def. Auburn, 83-75 (3-6-83)

1984 SEC TOURNAMENT — ATHENS, GEORGIA
SECOND ROUND: Alabama def. Tennessee, 85-66 (3-3-84)

1985 SEC TOURNAMENT — OXFORD, MISSISSIPPI
SECOND ROUND: Tennessee def. Louisiana State, 85-78 (2-27-85)
SEMIFINALS: Tennessee def. Ole Miss, 79-71 (3-3-85)
FINALS: **Tennessee def. Auburn, 63-60 (3-4-85)**

1986 SEC TOURNAMENT — ATHENS, GEORGIA
SECOND ROUND: Mississippi def. Tennessee, 83-78 (2-28-86)

1987 SEC TOURNAMENT — ALBANY, GEORGIA
SECOND ROUND: Tennessee def. Louisiana State, 64-63 (3-5-87)
SEMIFINALS: Auburn def. Tennessee, 102-96 (3-6-87)

1988 SEC TOURNAMENT — ALBANY, GEORGIA
SECOND ROUND: Tennessee def. Kentucky, 100-66 (3-5-88)
SEMIFINALS: Tennessee def. Georgia, 82-76 (3-6-88)
FINALS: **Tennessee def. Auburn, 73-70 (3-7-88)**

1989 SEC TOURNAMENT — ALBANY, GEORGIA
SECOND ROUND: Tennessee def. Alabama, 89-61 (3-4-89)
SEMIFINALS: Tennessee def. Mississippi, 82-60 (3-5-89)
FINALS: **Tennessee def. Auburn, 66-51 (3-6-89)**

1990 SEC TOURNAMENT — ALBANY, GEORGIA
SECOND ROUND: Tennessee def. Florida, 81-56 (3-3-90)
SEMIFINALS: Tennessee def. Georgia, 73-54 (3-4-90)
FINALS: Auburn def. Tennessee, 78-77 (3-5-90)

1991 SEC TOURNAMENT — ALBANY, GEORGIA
SECOND ROUND: Tennessee def. Vanderbilt, 62-60 (3-2-91)
SEMIFINALS: Tennessee def. Auburn, 70-62 (3-3-91)
FINALS: Louisiana State def. Tennessee, 80-75 (3-4-91)

1992 SEC TOURNAMENT — ALBANY, GEORGIA
SECOND ROUND: Tennessee def. Louisiana State, 70-65 (3-7-92)
SEMIFINALS: Tennessee def. Kentucky, 90-84 (3-8-92)
FINALS: **Tennessee def. Georgia, 73-66 (3-9-92)**

1993 SEC TOURNAMENT — CHATTANOOGA, TENNESSEE
SECOND ROUND: Georgia def. Tennessee, 73-72 (3-6-93)

1994 SEC TOURNAMENT — CHATTANOOGA, TENNESSEE
SECOND ROUND: Tennessee def. Georgia, 86-72 (3-5-94)
SEMIFINALS: Tennessee def. Alabama, 72-56 (3-6-94)
FINALS: **Tennessee def. Vanderbilt, 82-57 (3-7-94)**

1995 SEC TOURNAMENT — CHATTANOOGA, TENNESSEE
SECOND ROUND: Tennessee def. Kentucky, 74-62 (3-4-95)
SEMIFINALS: Tennessee def. Alabama, 84-70 (3-5-95)
FINALS: Vanderbilt def. Tennessee, 67-61 (3-6-95)

1996 SEC TOURNAMENT — CHATTANOOGA, TENNESSEE
SECOND ROUND: Tennessee def. Mississippi, 73-51 (3-2-96)
SEMIFINALS: Tennessee def. Florida, 74-63 (3-3-96)
FINALS: **Tennessee def. Alabama, 64-60 (3-4-96)**

1997 SEC TOURNAMENT — CHATTANOOGA, TENNESSEE
FIRST ROUND: Tennessee def. South Carolina, 75-48 (2-28-97)
SECOND ROUND: Tennessee def. LSU, 100-99 (OT) (3-1-97)
SEMIFINALS: Auburn def. Tennessee, 61-59 (3-2-97)

1998 SEC TOURNAMENT — COLUMBUS, GEORGIA
SECOND ROUND: Tennessee def. Mississippi State, 88-60 (2-27-98)
SEMIFINALS: Tennessee def. Vanderbilt, 106-45 (2-28-98)
FINALS: **Tennessee def. Alabama, 67-63 (3-1-98)**

1999 SEC TOURNAMENT — CHATTANOOGA, TENNESSEE
SECOND ROUND: Tennessee def. Florida, 92-80 (2-26-99)
SEMIFINALS: Tennessee def. Alabama, 80-69 (2-27-99)
FINALS: **Tennessee def. Georgia, 85-69 (2-28-99)**

2000 SEC TOURNAMENT — CHATTANOOGA, TENNESSEE
SECOND ROUND: Tennessee def. Florida, 91-79 (3-3-00)
SEMIFINALS: Tennessee def. Vanderbilt, 61-53 (3-4-00)
FINALS: **Tennessee def. Mississippi State, 70-67 (3-5-00)**

2001 SEC TOURNAMENT — MEMPHIS, TENNESSEE
SECOND ROUND: Tennessee def. Alabama, 82-52 (3-2-01)
SEMIFINALS: Vanderbilt def. Tennessee, 77-74 (3-3-01)

2002 SEC TOURNAMENT — NASHVILLE, TENNESSEE
SECOND ROUND: Tennessee def. Georgia, 81-67 (3-1-02)
SEMIFINALS: Louisiana State def. Tennessee, 81-80 (3-2-02)

2003 SEC TOURNAMENT — NORTH LITTLE ROCK, ARKANSAS
SECOND ROUND: Tennessee def. Auburn, 66-51 (3-7-03)
SEMIFINALS: Tennessee def. Mississippi State, 76-75 (3-8-03)
FINALS: Louisiana State def. Tennessee, 78-62 (3-9-03)

2004 SEC TOURNAMENT — NASHVILLE, TENNESSEE
SECOND ROUND: Tennessee def. Mississippi State, 67-57 (3-5-04)
SEMIFINALS: Georgia def. Tennessee, 68-66 (OT) (3-6-04)

2005 SEC TOURNAMENT — GREENVILLE, SOUTH CAROLINA
SECOND ROUND: Tennessee def. Auburn, 64-54 (3-4-05)
SEMIFINALS: Tennessee def. Vanderbilt, 76-73 (3-5-05)
FINALS: **Tennessee def. LSU, 67-65 (3-6-05)**

2006 SEC TOURNAMENT — NORTH LITTLE ROCK, ARKANSAS
SECOND ROUND: Tennessee def. Auburn, 77-45 (3-3-06)
SEMIFINALS: Tennessee def. Georgia, 89-79 (3-4-06)
FINALS: **Tennessee def. LSU, 63-62 (3-5-06)**

2007 SEC TOURNAMENT — DULUTH, GEORGIA
SECOND ROUND: Tennessee def. South Carolina, 81-63 (3-2-07)
SEMIFINALS: LSU def. Tennessee, 63-54 (3-3-07)

2008 SEC TOURNAMENT — NASHVILLE, TENNESSEE
SECOND ROUND: Tennessee def. Florida, 92-61 (3-7-08)
SEMIFINALS: Tennessee def. Vanderbilt, 63-48 (3-8-08)
FINALS: **Tennessee def. LSU, 61-55 (3-9-08)**

2009 SEC TOURNAMENT — NORTH LITTLE ROCK, ARKANSAS
FIRST ROUND: Tennessee def. Alabama, 68-49 (3-5-09)
SECOND ROUND: Tennessee def. Florida, 71-67 (3-6-09)
SEMIFINALS: Auburn def. Tennessee, 78-58 (3-7-09)

2010 SEC TOURNAMENT — DULUTH, GEORGIA
SECOND ROUND: Tennessee def. Mississippi, 76-51 (3-5-10)
SEMIFINALS: Tennessee def. Vanderbilt, 68-49 (3-6-10)
FINALS: **Tennessee def. Kentucky, 70-62 (3-7-10)**

2011 SEC TOURNAMENT — NASHVILLE, TENNESSEE
SECOND ROUND: Tennessee def. Florida 92-75 (3-4-11)
SEMIFINALS: Tennessee def. Georgia 82-58 (3-5-11)
FINALS: **Tennessee def. Kentucky 90-65 (3-6-11)**

2012 SEC TOURNAMENT — NASHVILLE, TENNESSEE
SECOND ROUND: Tennessee def. Vanderbilt 68-57 (3-2-12)
SEMIFINALS: Tennessee def. South Carolina 74-58 (3-3-12)
FINALS: **Tennessee def. LSU 70-58 (3-4-12)**

2013 SEC TOURNAMENT — DULUTH, GEORGIA
SECOND ROUND: Tennessee def. Florida 82-73 (3-8-13)
SEMIFINALS: Texas A&M def. Tennessee 66-62 (3-9-13)

2014 SEC TOURNAMENT — DULUTH, GEORGIA
SECOND ROUND: Tennessee def. LSU 77-65 (3-7-14)
SEMIFINALS: Tennessee def. Texas A&M 86-77 (3-8-14)
FINALS: **Tennessee def. Kentucky 71-70 (3-9-14)**

LADY VOL CONFERENCE RECOGNITION

SEC PLAYER OF THE YEAR

1989 (C)	Bridgette Gordon
1992 (C)	Dena Head
1994 (C), '95 (C)	Nikki McCray
1998 (C), '99 (C)	Chamique Holdsclaw
2007 (C)	Candace Parker
2011 (C-Co & AP)	Shekinna Stricklen
2013 (C-Co), '14 (AP)	Meighan Simmons

SEC FRESHMAN OF THE YEAR

1986	Bridgette Gordon
1989	Dena Head
1996	Chamique Holdsclaw
1998	Tamika Catchings
2006	Candace Parker
2008	Angie Bjorklund
2011	Meighan Simmons
2013	Bashaara Graves

SEC FEMALE ATHLETE OF THE YEAR

1989	Bridgette Gordon
1991	Daedra Charles
1998, '99	Chamique Holdsclaw
2008	Candace Parker

SEC ALL-FRESHMAN TEAM

1986	Bridgette Gordon
1987	Tonya Edwards
1988	Kris Durham
1989	Dena Head
1990	Lisa Harrison
1991	Nikki Caldwell
1991	Peggy Evans
1992	Tiffany Woosley
1992	Dana Johnson
1993	Latina Davis
1994	Pashen Thompson
1995	Tiffani Johnson
1996	Chamique Holdsclaw
1998	Semeka Randall
1998	Tamika Catchings
2000	Gwen Jackson
2000	Kara Lawson
2001	Ashley Robinson
2002	Shyra Ely
2002	Loree Moore
2003	Shanna Zolman
2004	Sidney Spencer
2005	Nicky Anosike
2005	Alexis Hornbuckle
2006	Candace Parker
2008	Angie Bjorklund
2009	Glory Johnson
2009	Shekinna Stricklen
2011	Meighan Simmons
2012	Ariel Massengale
2013	Bashaara Graves
2014	Andraya Carter

COACHES ALL-SEC SELECTIONS

1982, '84	Mary Ostrowski
1982	Paula Towns
1983, '84	Tanya Haave
1983	Lea Henry
1985	Shelia Collins
1986, '87, '88, '89	Bridgette Gordon
1987, '88, '89	Sheila Frost
1988	Dawn Marsh (2nd)
1988, '90	Tonya Edwards ('88 2nd)
1989	Melissa McCray (2nd)
1990, '91	Daedra Charles
1990, '91, '92	Dena Head ('90 2nd)
1992	Peggy Evans
1993	Lisa Harrison
1993, '94, '95	Nikki McCray ('93 2nd)
1993, '94	Tiffany Woosley ('94 2nd)
1994, '95	Dana Johnson
1995, '96	Michelle Marciniak ('96 2nd)
1996	Latina Davis (2nd)
1996, '97, '98, '99	Chamique Holdsclaw
1997	Abby Conklin (2nd)
1998, '99, '00, '01	Tamika Catchings ('01 2nd)
1998, '99, '00, '01	Semeka Randall ('98, '00 2nd)
1999	Kellie Jolly (2nd)
2000, '01, '02, '03	Kara Lawson
2000, '01, '02	Michelle Snow ('00, '02, 2nd)
2001, '03	Gwen Jackson
2004	Tasha Butts (2nd)
2004, '05	Shyra Ely
2004, '05, '06	Shanna Zolman ('04, '05 2nd)
2006, '07, '08	Alexis Hornbuckle ('06 2nd)
2006, '07, '08	Candace Parker
2007	Sidney Spencer (2nd)
2008	Shannon Bobbitt (2nd)
2009, '10	Angie Bjorklund ('09 2nd)
2009, '10, '11, '12	Shekinna Stricklen ('09, '10 2nd)
2010	Kelley Cain
2011, '12	Glory Johnson
2011, '13, '14	Meighan Simmons ('11 2nd)
2013	Bashaara Graves
2014	Isabelle Harrison

AP ALL-SEC SELECTIONS

1999	Chamique Holdsclaw
1999, 2000	Tamika Catchings ('09 2nd)
1999, 2000	Semeka Randall ('00 2nd)
2004	Tasha Butts (3rd)
2006, '07, '08	Candace Parker ('06 2nd)
2008	Shannon Bobbitt (2nd)
2008	Alexis Hornbuckle (2nd)
2010, '11, '12	Shekinna Stricklen ('10 2nd)
2011, '13, '14	Meighan Simmons ('11 2nd)
2011, '12	Glory Johnson
2013	Bashaara Graves (2nd)
2014	Isabelle Harrison

SEC DEFENSIVE PLAYER OF THE YEAR

2012	Glory Johnson

SEC ALL-DEFENSIVE TEAM

2008	Alexis Hornbuckle
2010	Kelley Cain
2011	Glory Johnson
2012	Glory Johnson

SEC ALL-TOURNAMENT TEAM

1980	Cindy Noble
1980	Jill Rankin (MVP)
1980	Holly Warlick
1982	Mary Ostrowski
1982, '83	Tanya Haave
1985	Shelia Collins (MVP)
1985	Dawn Marsh
1987	Kathy Spinks
1988, '89	Bridgette Gordon (MVP)
1989, '90, '92	Dena Head ('92 MVP)
1989	Sheila Frost
1990, '91	Daedra Charles
1992	Peggy Evans
1994	Tiffany Woosley (MVP)
1994, '95	Nikki McCray
1996	Michelle Marciniak
1996, '97, '98, '99	Chamique Holdsclaw (MVP)
1998, '99,2000	Tamika Catchings
1998	Semeka Randall
1999, 2000	Michelle Snow
2002, '03	Kara Lawson
2004, '05	Shyra Ely ('05 MVP)
2005	Shanna Zolman
2005	Brittany Jackson
2006, '08	Candace Parker (MVP)
2006	Sidney Spencer
2007	Alexis Hornbuckle
2008	Shannon Bobbitt
2009, '11	Angie Bjorklund
2010	Alyssia Brewer (MVP)
2010	Alicia Manning
2010, '11, 12	Shekinna Stricklen ('11 MVP)
2011, '12	Glory Johnson ('12 MVP)
2013	Taber Spani
2014	Isabelle Harrison ('14 MVP)
2014	Cierra Burdick

SEC 6TH WOMAN OF THE YEAR

2010	Alyssia Brewer

SEC COMMUNITY SERVICE TEAM

1999	Kellie Jolly
2000	Tamika Catchings
2001, '03	Kara Lawson
2002	April McDivitt
2004	Tasha Butts
2005	Tye'sha Fluker
2006	Shanna Zolman

LADY VOL CONFERENCE RECOGNITION

2007	Sidney Spencer
2008	Nicky Anosike
2009	Alex Fuller
2010	Glory Johnson
2011	Angie Bjorklund
2012	Glory Johnson
2013	Taber Spani
2014	Cierra Burdick

SEC ACADEMIC HONOR ROLL

1983, '84	Tanya Haave
1984, '85	Linda Ray
1987, '88	Jennifer Tuggle
1988	Lisa Webb
1989	Melissa McCray
1990, '91, '92	Debbie Hawhee
1990	Debbie Scott
1990	Tonya Edwards
1991, '92	Regina Clark
1991, '92	Jody Adams
1992	Peggy Evans
1993	Lisa Harrison
1994	Rochone Dilligard
1994	Vonda Ward
1994, '96	Michelle Marciniak
1995	Nikki McCray
1995. '96, '97	Abby Conklin
1996, '97, '98	Brynae Laxton
1997, '98, '99	Kellie Jolly
1998	Laurie Milligan
1998. '99, 2000	Niya Butts
1999, '01	Kristen "Ace" Clement
1999, '02	Tamika Catchings
2000, '01, '02	Amanda Canon
2000, '01, '02	Sarah Edwards
2001, '02	Semeka Randall
2001, '02, '03	Kara Lawson
2001, '02	Kyra Elzy
2001, '02	April McDivitt
2003	Courtney McDaniel
2004, '05, '06	Tye'sha Fluker
2004, '05, '06	Shanna Zolman
2004, '05, '06, '07	Sidney Spencer
2004, '07	Dominique Redding
2005	Shyra Ely
2005, '06, '07, '08	Nicky Anosike
2005, '06, '07, '08	Candace Parker
2006, '07	Alex Fuller
2007	Elizabeth Curry
2008	Shannon Bobbitt
2008, '09	Kelley Cain
2009, '10	Cait McMahan
2009, '12	Alicia Manning
2009, '10, '11, '12	Briana Bass
2009, '10, '11, '12	Vicki Baugh
2008, '09, '10, '11	Angie Bjorklund
2008, '09, '10, '11	Sydney Smallbone
2009, '10, '11, '12	Glory Johnson
2010, '11, '12, '13	Taber Spani
2011	Lauren Avant
2012, '13, '14	Cierra Burdick
2012, '13, '14	Isabelle Harrison
2013, '14	Andraya Carter
2013, '14	Bashaara Graves
2014	Ariel Massengale
2014	Jordan Reynolds
2014	Mercedes Russell

TENNESSEE'S MOST DECORATED SEC PLAYERS

Angie Bjorklund
2008 Rookie of the Year, 2008 SEC All-Freshman, 2009 Academic, 2009 All-SEC (2nd), 2009 All-Tournament, 2010 Academic, 2010 All-SEC, 2011 All-Tournament, 2011 Academic

Tamika Catchings
1998 All-Tournament, 1998 All-SEC, 1998 Freshman of the Year; 1998 All-Freshman, 1999 All-Tournament, 1999 All-SEC, 1999 AP All-SEC, 1999 Academic, 2000 AP All-SEC, 2000 All-Tournament, 2001 All-SEC Second Team, 2002 Academic

Daedra Charles
1990, 1991 All-Tournament, 1991 SEC Female Athlete of the Year; 1990, 1991 All-SEC

Shyra Ely
2002 SEC All-Freshman, 2004, 2005 All-SEC & AP All-SEC, 2004, 2005 (MVP) All-Tournament, 2005 Academic

Bridgette Gordon
1986 All-SEC, 1986 Freshman of the Year, 1986 All-Freshman, 1987 All-SEC, 1988 All-SEC, 1988 Tournament MVP, 1988 All-Tournament, 1989 Female Athlete of the Year, 1989 Player of the Year, 1989 All-SEC, 1989 Tournament MVP, 1989 All-Tournament

Dena Head
1989 Freshman of the Year, 1989 All-Tournament, 1989 All-Freshman, 1990 All-Tournament, 1991 All-SEC, 1992 Player of the Year, 1992 All-SEC, 1992 Tournament MVP, 1992 All-Tournament

Tanya Haave
1982 All-Tournament, 1983 All-SEC,1983 All-Tournament, 1983 Academic, 1984 All-SEC, 1984 Academic

Chamique Holdsclaw
1996 All-SEC, 1996 Freshman of the Year, 1996 All-Freshman, 1996 All-Tournament; 1997 All-SEC; 1997 All-Tournament; 1998 SEC Female Athlete of the Year; 1998 Tournament MVP; 1998 All-Tournament; 1998 All-SEC ,1998 Player of the Year; 1999 SEC Female Athlete of the Year; 1999 Tournament MVP; 1999 All-Tournament; 1999 All-SEC, 1999 Player of the Year, 1999 AP All-SEC, 1999 AP SEC Player of the Year

Gwen Jackson
2000 All-Freshman, 2001 All-SEC, 2001 AP All-SEC Second Team, 2003 All-SEC, 2003 AP All-SEC Second Team

Dana Johnson
1992 All-Freshman, 1994 All-SEC, 1994 All-Tournament, 1995 All-SEC, 1995 All-Tournament

Glory Johnson
2009 SEC All-Freshman; 2009, 2010, 2011, 2012 SEC Academic Honor Roll; 2011, 2012 All-SEC (1st, 1st); 2011, 2012 AP All-SEC (1st, 1st); 2011, 2012 SEC All-Defensive; 2011, 2012 SEC All-Tournament; 2012 SEC Tournament MVP; 2012 SEC Defensive Player of the Year; 2012 SEC Community Service Team

Kara Lawson
2000 All-Freshman, 2000 All-SEC, 2000 AP All-SEC Second Team; 2001 All-SEC, 2001 AP All-SEC Second Team, 2001 Academic, 2001 SEC Good Works Team, 2002 Academic, 2002 All-SEC, 2002 AP All-SEC, 2003 SEC Good Works Team, 2003 Academic, 2003 All-Tournament, 2003 All-SEC, 2003 AP All-SEC

Nikki McCray
1993 Second Team, 1994 Player of the Year, 1994 All-SEC, 1994 All-Tournament, 1995 Player of the Year, 1995 All-SEC, 1995 All-Tournament, 1995 Academic

Candace Parker
2005 Academic All-Freshman; 2006, 2007, 2008 Academic; 2006, 2007, 2008 All-SEC; 2006 (2nd), 2007, 2008 AP All-SEC; 2006 SEC All-Freshman; 2006 Rookie of the Year; 2006, 2008 All-Tournament (MVP); 2007 Player of the Year; 2007 AP SEC Player of the Year; 2008 SEC Female Athlete of the Year

Semeka Randall
1998 All-Tournament, 1998 Second Team, 1998 All-Freshman, 1999 All SEC, 1999 AP All-SEC, 2000 All-SEC, 2000 AP Second Team, 2000 Academic All-SEC, 2001 All-SEC Second Team, 2001 Academic All-SEC, 2002 Academic All-SEC

Meighan Simmons
2011 SEC Freshman of the Year; 2011 All-Freshman; 2011, 2013, 2014 AP All-SEC (2nd, 1st, 1st) Team; 2011, 2013, 2014 Coaches All-SEC Team (2nd, 1st, 1st); 2013 Coaches SEC Co-Player of the Year ; 2014 AP SEC Player of the Year

Michelle Snow
1999 All-Tournament, 2000 All-SEC Second Team (Coaches), 2000 AP Honorable Mention, 2000 All-Tournament; 2001 All-SEC, 2001 AP All-SEC Second Team, 2002 All-SEC (Second Team), 2002 AP All-SEC (Second Team)

Sidney Spencer
2004 SEC All-Freshman, 2007 All-SEC (2nd); 2007 AP All-SEC (HM), 2004, 2005, 2006, 2007 Academic, 2006 All-Tournament, 2007 SEC Good Works Team

Shekinna Stricklen
2009 SEC All-Freshman; 2009, 2010, 2011, 2012 All-SEC (2nd, 2nd, 1st, 1st); 2010, 2011, 2012 AP All-SEC (2nd, 1st, 1st); 2010, 2011, 2012 SEC All-Tournament; 2011 SEC Tournament MVP; 2011 AP SEC Co-Player of the Year

Shanna Zolman
2003 SEC All-Freshman, 2004, 2005, 2006 All-SEC (2nd, 2nd, 1st), 2006 AP All-SEC (2nd) ; 2004, 2005, 2006 Academic, 2005 All-Tournament, 2006 SEC Good Works Team

LADY VOL SEC TOURNAMENT RECORDS

INDIVIDUAL RECORDS

MOST FG: 15, Shelia Collins, Ole Miss, 3-3-85, Semifinal, UT 79-71
MOST FGA: 28, Shelia Collins, Ole Miss, 3-3-85, Semifinal, UT 79-71
MOST 3pt FG: 7, Angie Bjorklund, Kentucky, 3-6-11, Championship, UT 90-65
MOST 3pt FGA: 13, Angie Bjorklund, Vanderbilt, 3-6-10, Semifinal, UT 68-49
MOST FT: 15, Shelia Collins, LSU, 2-27-85, First Round, UT 85-78
MOST FTA: 16 (twice), most recently Glory Johnson, Florida, 3-4-11, Second Round, 3-4-11, UT 92-75
MOST REBOUNDS: 18, Dana Johnson, Alabama, 3-6-94, Semifinal, UT 72-56
MOST POINTS: 40, Shelia Collins, Ole Miss, 3-3-85, Semifinal, UT 79-71
MOST ASSISTS: 18, Dawn Marsh, Georgia, 3-6-88, Semifinal, UT 82-76
MOST BLOCKS: 7, Kelley Cain, Alabama, 3-5-09, First Round, UT 68-49
MOST STEALS: 6, Tamika Catchings, Florida, 3-3-00, Second Round, UT 91-79
MOST MINUTES: 43, Kellie Jolly, LSU, 3-1-97, Semifinal, UT 100-99 (OT)

TEAM RECORDS

MOST FG: 45, Florida, 2-8-80, First Round, UT 118-44
MOST FGA: 83, Florida, 2-8-80, First Round, UT 118-44
BEST FG%: 63.1% (36-57), Ole Miss, 2-10-80, Championship, UT 85-71
MOST 3pt FG: 16, Kentucky, 3-6-11, Championship, UT 90-65
MOST 3pt FGA: 22, Florida, 3-7-08, Second Round, UT 92-61
BEST 3pt FG%: 85.7% (6-7), Vanderbilt, 2-28-98, Semifinal, UT 106-45
MOST FT: 34, Alabama, 3-6-94, Semifinal, UT 72-56
MOST FTA: 44, Alabama, 3-6-94, Semifinal, UT 72-56
BEST FT%: 94.4% (17-18), Vanderbilt, 3-7-94, Championship, UT 82-57
MOST REBOUNDS: 63, Florida, 2-8-80, First Round, UT 118-44
MOST FOULS: 28, Kentucky, 3-8-92, Semifinal, UT 94-80
MOST POINTS: 118, Florida, 2-8-80, First Round, UT 118-44
MOST ASSISTS: 29, Kentucky, 2-28-82, Championship, Kentucky 80-74
MOST TURNOVERS: 24, Georgia, 3-4-90, Semifinal, UT 73-54
MOST BLOCKS: 11 (twice), Alabama, 3-5-09, First Round, UT 68-49
MOST STEALS: 20, Florida, 2-8-80, First Round, UT 118-44
FEWEST FG: 17, Alabama, 3-6-94, Semifinal, UT 72-56
FEWEST FGA: 40, Georgia, 2-27-82, Semifinal, UT 55-44
LOWEST FG%: 28.4% (19-67), Auburn, 3-4-05, Second Round, UT 64-54
FEWEST 3pt FG: 0 (5 times), LSU, 3-17-14, Quarterfinal, UT 77-65
FEWEST 3pt FGA: 0, Alabama, 3-4-89, Second Round, UT 89-61
LOWEST 3pt FG%: 00.0% (5 times), LSU, 3-17-14, Quarterfinal, UT 77-65
FEWEST FT: 6 (twice), most recently Vanderbilt, 3-6-10, Semifinal, UT 68-49
FEWEST FTA: 7 (twice), most recently LSU, 3-3-07, Semifinal, LSU 63-54
LOWEST FT%: 51.4% (18-35), South Carolina, 2-28-97, First Round, UT 75-48
FEWEST REBOUNDS: 27, Auburn, 2-9-80, Semifinal, UT 72-61
FEWEST FOULS: 9, Auburn, 3-7-03, Second Round, UT 66-51
FEWEST POINTS: 54, LSU, 3-4-07, Semifinal, LSU 63-54
FEWEST ASSISTS: 5, Alabama, 3-4-96, Championship, UT 64-60
FEWEST TURNOVERS: 7, Kentucky, 3-5-88, Second Round, UT 100-66
FEWEST BLOCKS: 0 (5 times)
FEWEST STEALS: 2 (three times), most recently Mississippi, 3-5-10, Second Round, UT 76-51

OPPONENT SEC TOURNAMENT RECORDS

INDIVIDUAL RECORDS

MOST FG: 17, Becky Jackson, Auburn, 3-6-83, Consolation, UT 83-75
MOST FGA: 32, Tan White, Mississippi State, 3-5-04, Second Round, UT 67-57
MOST 3pt FG: 5 (twice), most recently Ericka Russell, Alabama, 3-5-09, First Round, UT 68-49
MOST 3pt FGA: 12, Kaunda Williams, Alabama, 2-27-99, Semifinal, UT 80-69
MOST FT: 14, Ashley McElhiney, Vanderbilt, 3-3-01, Semifinal, Vanderbilt 77-74
MOST FTA: 16, Ashley McElhiney, Vanderbilt, 3-3-01, Semifinal, Vanderbilt 77-74
MOST REBOUNDS: 20, Sylvia Fowles, LSU, 3-3-07, Semifinal, LSU 63-54
MOST POINTS: 35, Jennifer Gillom, Mississippi, 3-1-86, Second Round, Mississippi 83-78
MOST ASSISTS: 12 (twice), most recently Temeka Johnson, LSU, 3-6-05, Championship, UT 67-65
MOST BLOCKS: 7 (twice), most recently by Sylvia Fowles, LSU, 3-5-06, Championship, UT 63-62
MOST STEALS: 5 (five times), most recently Ebonie Crawford, Florida, 3-6-09, Second Round, UT 71-67
MOST MINUTES: 43, Pietra Gray, Louisiana State, 3-1-97, Semifinal, UT 100-99

TEAM RECORDS

MOST FG: 39, Auburn, 3-6-87, Semifinal, Auburn 102-96
MOST FGA: 77, (3x), most recently Kentucky, 3-6-11, Championship, UT 90-65
BEST FG%: 53.6% (30-56), Vanderbilt, 3-5-05, Semifinal, UT 76-73
MOST 3pt FG: 11, Vanderbilt, 3-5-05, Semifinal, UT 76-73
MOST 3pt FGA: 24, Mississippi State, 3-5-04, Second Round, UT 67-57
BEST 3pt FG%: 100% (2-2) Vanderbilt, 3-2-91, Second Round, UT 62-60
MOST FT: 25, Louisiana State, 3-2-02, Semifinal, LSU, 81-80
MOST FTA: 40, Auburn, 3-6-87, Semifinal, Auburn 102-96
BEST FT%: 95.2% (20-21) Georgia, 3-4-06, Semifinal, UT 89-79
MOST REBOUNDS: 48, Auburn, 3-7-88, Championship, UT 73-70
MOST FOULS: 32, Alabama, 3-6-94, Semifinal, UT 72-56
MOST POINTS: 102, Auburn, 3-6-87, Semifinal, Auburn 102-96
MOST ASSISTS: 27, Kentucky, 2-28-82, Championship, Kentucky 80-74
MOST TURNOVERS: 36, Alabama, 3-4-89, Second Round, UT 89-61
MOST BLOCKS: 9, Auburn, 3-4-05, Second Round, UT 64-54
MOST STEALS: 13 (twice), most recently South Carolina, 3-2-07, Second Round, UT 81-63
FEWEST FG: 16, Auburn, 3-3-06, Second Round, UT 77-45
FEWEST FGA: 43, Vanderbilt, 3-3-01, Semifinal, Vanderbilt 77-74
LOWEST FG%: 25.9% (20-77), Florida, 2-8-80, First Round, UT 118-44
FEWEST 3pt FG: 0 (4 times)
FEWEST 3pt FGA: 1, Alabama, 3-4-89, Second Round, UT 89-61
LOWEST 3pt FG%: 00.0% (4 times)
FEWEST FT: 2, Vanderbilt, 3-5-05, Semifinal, UT 76-73
FEWEST FTA: 5, Florida, 2-8-80, First Round, UT 118-44
LOWEST FT%: 33.3 % (2-6), Vanderbilt, 3-5-05, UT 76-73
FEWEST REBOUNDS: 22 (three times), most recently Mississippi, 3-5-10, Second Round, UT 76-51
FEWEST FOULS: 10 (twice), Louisiana State, 3-5-06, Championship, UT 63-62
FEWEST POINTS: 44, Georgia, 2-27-82, Semifinal, UT 55-44
FEWEST ASSISTS: 4 (twice), Auburn, 3-3-06, Second Round, UT 77-45
FEWEST TURNOVERS: 7 (four times), Texas A&M, 3-8-14, Semifinal, UT 86-77
FEWEST BLOCKS: 0, (11 times)
FEWEST STEALS: 1, LSU, 3-4-12, Championship, UT 70-58

SEC IN THE NCAA TOURNAMENT

NCAA APPEARANCES

SEC	**203**
ACC	157
Big Ten	139
Big East	135
Pac-12	113
Big 12	111
Atlantic 10	79
Sun Belt	51
C-USA	49
MVC	43

NCAA TITLES

Big East	9
SEC	**8**
Big 12	3
ACC	2
Pac-12	2
American	1
Independents	1
Sun Belt	1
Big Ten	1

NCAA TOURNAMENT WINS

SEC	**373**
ACC	231
Big East	229
Big Ten	160
Pac-12	160
Big 12	159
Sun Belt	65
Atlantic 10	61
Independents	32

NCAA FINAL FOUR APPEARANCES

SEC	**34**
Big East	23
ACC	16
Pac-12	13
Sun Belt	8
Big Ten	8
Big 12	8
Independents	6
American	1
Colonial	1

SEC YEAR-BY-YEAR NCAA PARTICIPATION

1982: 5	1999: 8
1983: 5	2000: 6
1984: 5	2001: 6
1985: 4	2002: 8
1986: 7	2003: 7
1987: 6	2004: 7
1988: 6	2005: 5
1989: 6	2006: 6
1990: 6	2007: 5
1991: 7	2008: 5
1992: 4	2009: 7
1993: 6	2010: 6
1994: 6	2011: 4
1995: 7	2012: 8
1996: 7	2013: 7
1997: 7	2014: 8
1998: 6	



RECORDS

GREAT LADY VOL SCORERS

The Tennessee Lady Vol basketball program has seen 38 of its 169 all-time players (through the 2013-14 season) join the 1,000-point club at UT since the modern era of basketball. That's an amazing average of nearly one 1,000-point scorer for every year at Tennessee from 1974-2014.

Chamique Holdsclaw's career total of 3,025 points sets the basketball standard for men or women at the University of Tennessee.

■ 3,000 CAREER POINTS

1. #23 CHAMIQUE HOLDSCLAW » 3,025 CAREER POINTS

6'2" » FORWARD » ASTORIA, NEW YORK

Year	GP	GS	Min	Avg	FG	FGA	Pct	3FG	3FGA	Pct	FT	FTA	Pct	Off	Def	Tot	Avg	PF	FO	Ast	TO	Blk	Stl	Pts	Avg
95-96	36	36	1057	29.4	237	507	.467	7	32	.219	102	143	.713	124	202	326	9.1	92	3	74	95	17	32	583	16.2
96-97	39	38	1296	33.2	332	667	.498	17	50	.340	122	183	.667	129	238	367	9.4	101	3	114	139	35	93	803	20.6
97-98	39	39	1168	29.9	370	678	.546	9	41	.220	166	217	.765	133	195	328	8.4	82	1	117	109	36	110	915	23.5
98-99	34	34	1061	31.2	294	567	.519	3	21	.143	133	188	.707	116	158	274	8.1	62	1	80	87	23	70	724	21.3
TOTAL	**148**	**147**	**4582**	**31.0**	**1233**	**2419**	**.510**	**36**	**144**	**.250**	**523**	**731**	**.715**	**502**	**793**	**1295**	**8.8**	**337**	**8**	**385**	**430**	**111**	**305**	**3025**	**20.4**

■ 2,000 CAREER POINTS

2. #30 BRIDGETTE GORDON » 2,462 CAREER POINTS

6'0" » FORWARD » DELAND, FLORIDA

Year	GP	GS	Min	Avg	FG	FGA	Pct	3FG	3FGA	Pct	FT	FTA	Pct	Off	Def	Tot	Avg	PF	FO	Ast	TO	Blk	Stl	Pts	Avg
85-86	34	20	873	25.7	206	429	.480	0	0	.000	69	109	.633	101	107	208	6.1	58	0	53	66	11	75	481	14.1
86-87	34	32	925	27.2	222	459	.484	0	0	.000	115	160	.719	118	114	232	6.8	77	1	62	67	12	80	559	16.4
87-88	33	33	977	29.6	289	534	.541	3	4	.750	106	151	.702	119	105	224	6.8	71	1	80	79	18	76	687	20.8
88-89	36	36	1077	29.9	300	563	.533	2	6	.333	133	190	.700	120	131	251	7.0	50	1	98	93	16	105	735	20.4
TOTAL	**137**	**121**	**3852**	**28.1**	**1017**	**1985**	**.512**	**5**	**10**	**.500**	**423**	**610**	**.693**	**458**	**457**	**915**	**6.7**	**256**	**3**	**293**	**305**	**57**	**336**	**2462**	**18.0**

3. #3 CANDACE PARKER » 2,137 CAREER POINTS

6'4" » GUARD/FORWARD/CENTER » NAPERVILLE, ILLINOIS

Year	GP	GS	Min	Avg	FG	FGA	Pct	3FG	3FGA	Pct	FT	FTA	Pct	Off	Def	Tot	Avg	PF	FO	Ast	TO	Blk	Stl	Pts	Avg
05-06	36	36	1126	31.3	230	417	.552	3	12	.250	159	218	.729	82	216	298	8.3	73	1	103	82	86	56	622	17.3
06-07	36	36	1101	30.6	267	505	.529	6	18	.333	166	232	.716	92	260	352	9.8	73	0	88	89	99	64	706	19.6
07-08	38	37	1132	29.8	300	560	.536	8	30	.267	201	288	.698	87	235	322	8.5	67	0	96	91	90	88	809	21.3
TOTAL	**110**	**109**	**3359**	**30.5**	**797**	**1482**	**.538**	**17**	**60**	**.283**	**526**	**738**	**.713**	**261**	**711**	**972**	**8.8**	**213**	**1**	**287**	**262**	**275**	**208**	**2137**	**19.4**

4. #24 TAMIKA CATCHINGS » 2,113 CAREER POINTS

6'1" » FORWARD » DUNCANVILLE, TEXAS

Year	GP	GS	Min	Avg	FG	FGA	Pct	3FG	3FGA	Pct	FT	FTA	Pct	Off	Def	Tot	Avg	PF	FO	Ast	TO	Blk	Stl	Pts	Avg
97-98	39	38	1123	28.8	253	471	.537	40	110	.364	165	217	.760	124	189	313	8.0	89	2	92	93	57	100	711	18.2
98-99	34	34	991	29.1	205	400	.513	19	68	.279	134	173	.775	107	142	249	7.3	95	2	95	85	31	88	563	16.6
99-00	37	37	1143	30.9	209	440	.475	40	121	.331	122	159	.767	118	174	292	7.9	77	0	101	81	28	92	580	15.7
00-01	17	17	465	27.4	93	195	.477	23	67	.343	50	62	.806	72	78	150	8.8	35	0	50	34	20	31	259	15.2
TOTAL	**127**	**126**	**3722**	**29.3**	**760**	**1506**	**.505**	**122**	**366**	**.333**	**471**	**611**	**.771**	**421**	**583**	**1004**	**7.9**	**296**	**4**	**338**	**293**	**136**	**311**	**2113**	**16.6**

5. #10 MEIGHAN SIMMONS » 2,064 CAREER POINTS

5'9" » GUARD » CIBOLO, TEXAS

Year	GP	GS	Min	Avg	FG	FGA	Pct	3FG	3FGA	Pct	FT	FTA	Pct	Off	Def	Tot	Avg	PF	FO	Ast	TO	Blk	Stl	Pts	Avg
10-11	37	36	974	26.3	183	438	.418	63	187	.337	71	96	.740	24	77	101	2.7	69	1	104	104	7	24	500	13.5
11-12	36	22	901	25.0	143	381	.375	51	164	.311	61	83	.735	22	59	81	2.3	47	0	47	72	12	30	398	11.1
12-13	35	35	1108	31.7	217	527	.412	69	189	.365	86	101	.851	33	93	126	3.6	76	0	73	93	11	50	589	16.8
13-14	35	34	984	28.1	203	488	.416	72	200	.360	99	119	.832	17	77	94	2.7	68	1	80	93	2	42	577	16.5
TOTAL	**143**	**127**	**3967**	**27.7**	**746**	**1834**	**.407**	**255**	**740**	**.345**	**317**	**399**	**.794**	**96**	**306**	**402**	**2.8**	**260**	**2**	**304**	**362**	**32**	**146**	**2064**	**14.4**

■ 1,000 CAREER POINTS

6. #20 KARA LAWSON » 1,950 CAREER POINTS

5'8" » GUARD » ALEXANDRIA, VIRGINIA

Year	GP	GS	Min	Avg	FG	FGA	Pct	3FG	3FGA	Pct	FT	FTA	Pct	Off	Def	Tot	Avg	PF	FO	Ast	TO	Blk	Stl	Pts	Avg
99-00	37	34	1036	28.0	168	367	.458	79	181	.436	89	109	.817	43	109	152	4.1	79	0	102	50	7	51	504	13.6
00-01	34	31	899	26.4	132	305	.433	62	150	.413	60	70	.857	16	103	119	3.5	53	0	113	56	3	34	386	11.4
01-02	34	34	1078	31.7	189	406	.466	38	115	.330	96	115	.835	58	107	165	4.9	50	0	90	62	3	46	512	15.1
02-03	38	38	1185	31.2	186	397	.469	77	171	.450	99	112	.884	52	133	185	4.9	37	0	151	54	7	43	548	14.4
TOTAL	**143**	**137**	**4198**	**29.4**	**675**	**1475**	**.458**	**256**	**617**	**.415**	**344**	**406**	**.847**	**169**	**452**	**621**	**4.3**	**219**	**0**	**456**	**222**	**20**	**174**	**1950**	**13.6**

7. #21 SEMEKA RANDALL » 1,915 CAREER POINTS
5'10" » GUARD » CLEVELAND, OHIO

Year	GP	GS	Min	Avg	FG	FGA	Pct	3FG	3FGA	Pct	FT	FTA	Pct	Off	Def	Tot	Avg	PF	FO	Ast	TO	Blk	Stl	Pts	Avg
97-98	38	21	988	26.0	224	460	.487	1	11	.091	155	213	.728	108	92	200	5.3	71	3	50	84	4	102	604	15.9
98-99	33	32	887	26.9	190	371	.512	2	8	.250	82	139	.590	77	83	160	4.8	65	1	46	96	5	60	464	14.1
99-00	37	37	1072	29.0	187	447	.418	9	35	.257	135	172	.785	95	101	196	5.3	62	0	69	91	4	72	518	14.0
00-01	32	29	775	24.2	130	312	.417	2	13	.154	67	94	.713	76	84	160	5.0	61	1	71	56	2	52	329	10.3
TOTAL	**140**	**119**	**3722**	**26.6**	**731**	**1590**	**.460**	**14**	**67**	**.209**	**439**	**618**	**.710**	**356**	**360**	**716**	**5.1**	**259**	**5**	**236**	**327**	**15**	**286**	**1915**	**13.7**

8. #40 SHEKINNA STRICKLEN » 1,882 CAREER POINTS
6'2" » GUARD/FORWARD » MORRILTON, ARKANSAS

Year	GP	GS	Min	Avg	FG	FGA	Pct	3FG	3FGA	Pct	FT	FTA	Pct	Off	Def	Tot	Avg	PF	FO	Ast	TO	Blk	Stl	Pts	Avg
08-09	32	32	1009	31.5	153	392	.390	32	110	.291	86	113	.761	79	111	190	5.9	92	3	95	105	21	58	424	13.3
09-10	35	35	1066	30.5	164	373	.440	33	103	.320	84	102	.824	76	137	213	6.1	52	0	135	87	25	43	445	12.7
10-11	37	37	1104	29.8	177	362	.489	42	109	.385	78	103	.757	91	179	270	7.3	71	0	75	64	20	46	474	12.8
11-12	35	34	1124	32.1	198	456	.434	56	159	.352	87	118	.737	89	143	232	6.6	78	0	65	73	24	46	539	15.4
TOTAL	**139**	**138**	**4303**	**31.0**	**692**	**1583**	**.437**	**163**	**481**	**.339**	**335**	**436**	**.768**	**335**	**570**	**905**	**6.5**	**293**	**3**	**370**	**329**	**90**	**193**	**1882**	**13.5**

9. #12 SHEILA FROST » 1,790 CAREER POINTS
6'4" » CENTER » PULASKI, TENNESSEE

Year	GP	GS	Min	Avg	FG	FGA	Pct	3FG	3FGA	Pct	FT	FTA	Pct	Off	Def	Tot	Avg	PF	FO	Ast	TO	Blk	Stl	Pts	Avg
85-86	33	25	804	24.4	181	312	.580	0	0	.000	42	80	.525	136	173	309	9.4	122	12	23	62	77	42	404	12.2
86-87	34	19	721	21.2	161	273	.590	0	0	.000	61	102	.598	88	128	216	6.4	104	6	31	36	56	53	383	11.3
87-88	34	24	836	24.6	208	338	.615	0	0	.000	80	124	.645	102	167	269	7.9	100	2	10	49	60	45	496	14.6
88-89	37	36	939	25.4	204	353	.578	0	0	.000	99	146	.678	108	141	249	6.7	93	2	33	47	56	74	507	13.7
TOTAL	**138**	**104**	**3300**	**23.9**	**754**	**1276**	**.591**	**0**	**0**	**.000**	**282**	**452**	**.624**	**434**	**609**	**1043**	**7.6**	**419**	**22**	**97**	**194**	**249**	**212**	**1790**	**13.0**

10. #24 TANYA HAAVE » 1,771 CAREER POINTS
6'2" » FORWARD » EVERGREEN, COLORADO

Year	GP	GS	Min	Avg	FG	FGA	Pct	3FG	3FGA	Pct	FT	FTA	Pct	Off	Def	Tot	Avg	PF	FO	Ast	TO	Blk	Stl	Pts	Avg
80-81	30	2	470	15.7	109	207	.527	0	0	.000	29	35	.829	46	60	106	3.5	54	0	39	52	3	14	247	8.2
81-82	32	26	1030	32.2	184	353	.521	0	0	.000	52	63	.825	92	131	223	7.0	94	4	104	90	9	29	420	13.1
82-83	33	33	1042	31.6	252	493	.511	0	0	.000	110	131	.840	113	132	245	7.4	88	2	81	117	10	41	614	18.6
83-84	33	33	960	29.1	201	403	.499	0	0	.000	88	113	.779	69	110	179	5.4	97	4	47	99	13	50	490	14.8
TOTAL	**128**	**94**	**3502**	**27.4**	**746**	**1456**	**.512**	**0**	**0**	**.000**	**279**	**342**	**.816**	**320**	**433**	**753**	**5.9**	**333**	**10**	**271**	**358**	**35**	**134**	**1771**	**13.8**

11. #14 MARY OSTROWSKI » 1,729 CAREER POINTS
6'2" » FORWARD » PARKERSBURG, WEST VIRGINIA

Year	GP	GS	Min	Avg	FG	FGA	Pct	3FG	3FGA	Pct	FT	FTA	Pct	Off	Def	Tot	Avg	PF	FO	Ast	TO	Blk	Stl	Pts	Avg
80-81	29	17	602	20.8	124	231	.537	0	0	.000	84	115	.730	95	108	203	7.0	71	0	46	71	16	41	332	11.4
81-82	32	32	1000	31.3	179	341	.525	0	0	.000	100	146	.685	118	155	273	8.5	101	4	93	91	24	65	458	14.3
82-83	33	32	942	28.5	190	324	.586	0	0	.000	66	94	.702	111	139	250	7.6	75	1	91	95	15	61	446	13.5
83-84	31	29	955	30.8	194	376	.516	0	0	.000	105	136	.772	99	169	268	8.6	74	0	100	97	21	45	493	15.9
TOTAL	**125**	**110**	**3499**	**28.0**	**687**	**1272**	**.540**	**0**	**0**	**.000**	**355**	**491**	**.723**	**423**	**571**	**994**	**8.0**	**321**	**5**	**330**	**354**	**76**	**212**	**1729**	**13.8**

12. #5 SHANNA ZOLMAN » 1,706 CAREER POINTS
5'10" » GUARD » SYRACUSE, INDIANA

Year	GP	GS	Min	Avg	FG	FGA	Pct	3FG	3FGA	Pct	FT	FTA	Pct	Off	Def	Tot	Avg	PF	FO	Ast	TO	Blk	Stl	Pts	Avg
02-03	38	0	693	18.2	95	227	.419	37	96	.385	58	65	.892	27	51	78	2.1	40	0	64	63	3	32	285	7.5
03-04	35	30	1055	30.1	142	325	.437	58	136	.426	88	92	.957	11	88	99	2.8	68	0	71	82	3	35	430	12.3
04-05	35	24	968	27.7	147	333	.441	68	156	.436	75	87	.862	5	76	81	2.3	47	0	63	56	2	35	437	12.5
05-06	36	35	1203	33.4	183	426	.433	103	238	.433	85	90	.944	9	95	104	2.9	47	0	114	80	2	28	554	15.4
TOTAL	**144**	**89**	**3919**	**27.2**	**567**	**1308**	**.433**	**266**	**626**	**.425**	**306**	**334**	**.916**	**52**	**310**	**362**	**2.5**	**202**	**0**	**312**	**281**	**10**	**130**	**1706**	**11.8**

13. #43 SHYRA ELY » 1,673 CAREER POINTS
6'2" » FORWARD » INDIANAPOLIS, INDIANA

Year	GP	GS	Min	Avg	FG	FGA	Pct	3FG	3FGA	Pct	FT	FTA	Pct	Off	Def	Tot	Avg	PF	FO	Ast	TO	Blk	Stl	Pts	Avg
01-02	33	22	691	20.9	123	251	.490	0	1	.000	62	106	.585	60	117	177	5.4	86	2	36	77	13	27	308	9.3
02-03	36	8	804	22.3	142	287	.495	3	8	.375	67	94	.713	70	168	238	6.6	77	0	47	82	12	42	354	9.8
03-04	35	35	1055	30.1	213	443	.481	0	1	.000	82	121	.678	101	178	279	8.0	80	2	53	92	13	44	508	14.5
04-05	35	31	1082	30.9	193	423	.456	5	17	.294	112	155	.723	72	174	246	7.0	84	1	58	113	10	54	503	14.4
TOTAL	**139**	**96**	**3632**	**26.1**	**671**	**1404**	**.478**	**8**	**27**	**.296**	**323**	**476**	**.679**	**303**	**637**	**940**	**6.8**	**327**	**5**	**194**	**364**	**48**	**167**	**1673**	**12.0**

14. #25 GLORY JOHNSON » 1,643 CAREER POINTS
6'3" » FORWARD » KNOXVILLE, TENNESSEE

Year	GP	GS	Min	Avg	FG	FGA	Pct	3FG	3FGA	Pct	FT	FTA	Pct	Off	Def	Tot	Avg	PF	FO	Ast	TO	Blk	Stl	Pts	Avg
08-09	33	28	804	24.4	109	270	.404	0	2	.000	117	190	.616	105	131	236	7.2	73	1	21	88	12	35	335	10.2
09-10	35	25	884	25.3	124	271	.458	1	1	1.000	105	162	.648	97	171	268	7.7	75	1	34	75	11	45	354	10.1
10-11	37	29	912	24.6	155	290	.534	0	0	.000	133	227	.586	138	221	359	9.7	86	3	46	90	28	50	443	12.0
11-12	36	36	1077	29.9	186	346	.538	1	2	.500	138	217	.636	132	223	355	9.9	87	2	39	85	41	49	511	11.7
TOTAL	**141**	**118**	**3697**	**26.2**	**574**	**1177**	**.488**	**2**	**5**	**.400**	**493**	**796**	**.619**	**472**	**725**	**1218**	**8.6**	**321**	**7**	**140**	**338**	**92**	**179**	**1643**	**11.7**

15. #53 DANA JOHNSON » 1,621 CAREER POINTS
6'2" » CENTER » BALTIMORE, MARYLAND

Year	GP	GS	Min	Avg	FG	FGA	Pct	3FG	3FGA	Pct	FT	FTA	Pct	Off	Def	Tot	Avg	PF	FO	Ast	TO	Blk	Stl	Pts	Avg
91-92	31	2	502	16.2	91	197	.462	0	0	.000	57	99	.576	77	95	172	5.5	77	4	5	53	21	25	239	7.7
92-93	32	13	728	22.8	143	268	.534	0	0	.000	64	109	.587	93	89	182	5.7	83	1	6	38	18	33	350	10.9
93-94	33	33	810	24.5	173	317	.546	0	0	.000	109	171	.637	104	137	241	7.3	89	0	19	62	11	34	455	13.8
94-95	37	36	911	24.6	215	350	.614	0	0	.000	147	205	.717	94	195	289	7.8	86	0	11	73	13	36	577	15.6
TOTAL	**133**	**84**	**2951**	**22.2**	**622**	**1132**	**.549**	**0**	**0**	**.000**	**377**	**584**	**.646**	**368**	**516**	**884**	**6.6**	**335**	**5**	**41**	**226**	**63**	**128**	**1621**	**12.2**

16. #52 DEBBIE GROOVER » 1,580 CAREER POINTS
6'0" » CENTER » CANTON, GEORGIA

Year	GP	GS	Min	Avg	FG	FGA	Pct	3FG	3FGA	Pct	FT	FTA	Pct	Off	Def	Tot	Avg	PF	FO	Ast	TO	Blk	Stl	Pts	Avg
77-78	31				105	235	.440				105	135	.777			173	5.6	72	1	58				315	10.1
78-79	39				181	351	.520				111	134	.820			338	8.7	103	3	60	107	14	95	473	12.1
79-80	38				176	336	.524				84	113	.743			268	7.1	94	2	114	85	17	78	436	11.5
80-81	31				150	328	.457				56	75	.747			178	5.7	78	3	65	50	6	33	356	11.5
TOTAL	**139**				**612**	**1250**	**.490**				**356**	**457**	**.779**			**957**	**6.9**	**347**	**9**	**297**	**242**	**37**	**206**	**1580**	**11.4**

17. #23 NIKKI MCCRAY » 1,572 CAREER POINTS
5'11" » FORWARD » COLLIERVILLE, TENNESSEE

Year	GP	GS	Min	Avg	FG	FGA	Pct	3FG	3FGA	Pct	FT	FTA	Pct	Off	Def	Tot	Avg	PF	FO	Ast	TO	Blk	Stl	Pts	Avg
91-92	31	18	475	15.3	87	174	.500	2	10	.200	39	53	.736	52	62	114	3.7	60	1	25	49	1	60	215	6.9
92-93	32	21	750	23.4	133	286	.465	0	0	.000	83	115	.722	76	69	145	4.5	73	0	61	65	3	86	349	10.9
93-94	33	33	921	27.9	213	421	.506	0	1	.000	111	158	.703	81	149	230	7.0	76	0	79	86	3	80	537	16.3
94-95	31	29	916	29.5	193	392	.492	2	15	.133	83	122	.680	78	104	182	5.9	66	0	82	68	2	63	471	15.2
TOTAL	**127**	**101**	**3062**	**24.1**	**626**	**1273**	**.492**	**4**	**26**	**.154**	**316**	**448**	**.705**	**287**	**384**	**671**	**5.3**	**275**	**1**	**247**	**268**	**9**	**289**	**1572**	**12.4**

18. #32 CINDY NOBLE » 1,561 POINTS AT UT *(overall total of 1,930/transfer from Ohio State)*
6'5" » CENTER » CLARKSBURG, OHIO

Year	GP	GS	Min	Avg	FG	FGA	Pct	3FG	3FGA	Pct	FT	FTA	Pct	Off	Def	Tot	Avg	PF	FO	Ast	TO	Blk	Stl	Pts	Avg
77-78 (OSU)	30				163	336	.485				43	57	.754			236	7.8	87	5					369	12.3
78-79 (UT)	34				170	292	.587				94	124	.760			212	6.2	96	2	24	94	17	43	434	12.8
79-80 (UT)	38				266	392	.678				145	182	.796			288	7.6	118	5	34	114	26	62	677	17.8
80-81 (UT)	31	30			178	298	.597				94	128	.734			227	7.3	77	3	20	52	47	46	450	14.5
TOTAL	**133**				**777**	**1318**	**.590**				**376**	**491**	**.766**			**963**	**7.2**	**378**	**15**	**78**	**260**	**90**	**151**	**1930**	**14.5**

19. #13 GWEN JACKSON » 1,508 CAREER POINTS
6'2" » FORWARD » EUFAULA, ALABAMA

Year	GP	GS	Min	Avg	FG	FGA	Pct	3FG	3FGA	Pct	FT	FTA	Pct	Off	Def	Tot	Avg	PF	FO	Ast	TO	Blk	Stl	Pts	Avg
99-00	37	3	601	16.2	71	155	.458	4	13	.308	58	91	.637	70	95	165	4.5	50	0	20	62	17	27	204	5.5
00-01	34	30	833	24.5	144	296	.486	16	34	.471	93	118	.788	91	122	213	6.3	57	0	27	56	28	21	397	11.7
01-02	28	23	634	22.6	105	223	.471	9	28	.321	76	95	.800	75	99	174	6.2	47	1	27	48	11	28	295	10.5
02-03	38	38	944	24.8	234	409	.572	26	65	.400	118	156	.756	124	110	234	6.2	55	0	34	69	22	31	612	16.1
TOTAL	**137**	**94**	**3012**	**22.0**	**554**	**1083**	**.512**	**55**	**140**	**.393**	**345**	**460**	**.750**	**360**	**426**	**786**	**5.7**	**209**	**1**	**108**	**235**	**78**	**107**	**1508**	**11.0**

20. #00 MICHELLE SNOW » 1,497 CAREER POINTS
6'5" » CENTER » PENSACOLA, FLORIDA

Year	GP	GS	Min	Avg	FG	FGA	Pct	3FG	3FGA	Pct	FT	FTA	Pct	Off	Def	Tot	Avg	PF	FO	Ast	TO	Blk	Stl	Pts	Avg
98-99	34	16	740	21.8	117	195	.600	0	0	.000	56	108	.519	73	145	218	6.4	101	5	12	63	46	24	290	8.5
99-00	37	33	919	24.8	181	326	.555	0	1	.000	73	116	.629	95	137	232	6.3	102	1	16	81	47	28	435	11.8
00-01	33	28	771	23.4	143	250	.572	0	0	.000	79	130	.608	74	150	224	6.8	90	2	26	74	46	21	365	11.1
01-02	33	28	823	24.9	144	286	.503	0	0	.000	119	158	.753	63	151	214	6.5	82	1	17	58	55	24	407	12.3
TOTAL	**137**	**105**	**3253**	**23.7**	**585**	**1057**	**.553**	**0**	**1**	**.000**	**327**	**512**	**.639**	**305**	**583**	**888**	**6.5**	**375**	**9**	**71**	**276**	**194**	**97**	**1497**	**10.9**

21. #32 DAEDRA CHARLES » 1,495 CAREER POINTS
6'3" » CENTER » DETROIT MICHIGAN

Year	GP	GS	Min	Avg	FG	FGA	Pct	3FG	3FGA	Pct	FT	FTA	Pct	Off	Def	Tot	Avg	PF	FO	Ast	TO	Blk	Stl	Pts	Avg
88-89	37	23	916	24.8	139	258	.539	0	0	.000	85	151	.563	101	148	249	6.7	82	1	27	98	20	57	363	9.8
89-90	33	33	972	29.5	212	385	.551	0	0	.000	101	180	.561	145	142	287	8.7	86	1	29	73	36	50	525	15.9
90-91	35	35	1058	30.2	243	434	.560	0	0	.000	121	208	.582	138	184	322	9.2	103	6	37	88	39	72	607	17.3
TOTAL	**105**	**91**	**2946**	**28.1**	**594**	**1077**	**.552**	**0**	**0**	**.000**	**307**	**539**	**.570**	**384**	**474**	**858**	**8.2**	**271**	**8**	**93**	**259**	**95**	**179**	**1495**	**14.2**

22. #11 DENA HEAD » 1,483 CAREER POINTS
5'11" » GUARD » CANTON, MICHIGAN

Year	GP	GS	Min	Avg	FG	FGA	Pct	3FG	3FGA	Pct	FT	FTA	Pct	Off	Def	Tot	Avg	PF	FO	Ast	TO	Blk	Stl	Pts	Avg
88-89	37	16	830	22.4	86	196	.439	0	2	.000	66	89	.742	30	82	112	3.0	61	0	112	119	8	42	238	6.4
89-90	33	33	950	28.8	147	325	.452	1	1	1.000	81	112	.723	77	99	176	5.3	67	0	126	104	11	55	376	11.4
90-91	35	32	1044	29.8	163	324	.503	25	51	.490	107	150	.713	65	133	198	5.7	79	1	125	127	10	57	458	13.1
91-92	30	30	819	27.3	148	304	.487	14	39	.359	101	141	.716	86	68	154	5.1	77	2	76	85	7	60	411	13.7
TOTAL	**135**	**111**	**3643**	**27.0**	**544**	**1149**	**.473**	**40**	**93**	**.430**	**355**	**492**	**.722**	**258**	**382**	**640**	**4.7**	**284**	**3**	**439**	**435**	**36**	**214**	**1483**	**11.0**

23. #5 ANGIE BJORKLUND » 1,469 CAREER POINTS
6'0" » GUARD/FORWARD » SPOKANE VALLEY, WASHINGTON

Year	GP	GS	Min	Avg	FG	FGA	Pct	3FG	3FGA	Pct	FT	FTA	Pct	Off	Def	Tot	Avg	PF	FO	Ast	TO	Blk	Stl	Pts	Avg
07-08	38	30	905	23.8	115	298	.386	68	185	.368	20	23	.870	42	78	120	3.2	79	3	52	62	5	31	318	8.4
08-09	28	25	892	31.9	122	319	.382	62	152	.408	38	48	.792	38	45	83	3.0	73	1	74	64	9	30	344	12.3
09-10	35	34	1141	32.6	178	427	.417	102	239	.427	29	39	.744	20	76	96	2.7	58	0	100	62	6	33	487	13.9
10-11	31	24	843	27.2	114	262	.435	73	162	.451	19	25	.760	26	56	82	2.6	57	0	68	41	10	24	320	10.3
TOTAL	**132**	**113**	**3801**	**28.8**	**529**	**1306**	**.405**	**305**	**738**	**.413**	**106**	**135**	**.785**	**126**	**255**	**381**	**2.9**	**267**	**4**	**294**	**229**	**30**	**118**	**1469**	**11.1**

24. #44 CINDY BROGDON » 1,458 POINTS AT UT *(overall total of 3,204/transfer from Mercer)*
5'10" » FORWARD » BUFORD, GEORGIA

Year	GP	GS	Min	Avg	FG	FGA	Pct	3FG	3FGA	Pct	FT	FTA	Pct	Off	Def	Tot	Avg	PF	FO	Ast	TO	Blk	Stl	Pts	Avg
75-76 (Mercer)	30				348	706	.490				206	247	.830			319	10.6	75	1					902	30.1
76-77 (Mercer)	28				335	690	.490				174	216	.810			286	10.2	75	3	116				844	30.1
77-78 (UT)	31				286	593	.482				102	118	.864			238	7.6	59	1	111				674	21.7
78-79 (UT)	39				344	693	.496				96	118	.813			185	4.7	87	1	150				784	20.1
TOTAL		**128**			**1313**	**2682**	**.490**				**578**	**699**	**.827**			**1028**	**8.3**	**296**	**6**	**377**				**3204**	**25.0**

25. #30 SHELIA COLLINS » 1,423 CAREER POINTS
5'9" » GUARD » COLBERT, GEORGIA

Year	GP	GS	Min	Avg	FG	FGA	Pct	3FG	3FGA	Pct	FT	FTA	Pct	Off	Def	Tot	Avg	PF	FO	Ast	TO	Blk	Stl	Pts	Avg
81-82	29	21	809	27.9	155	362	.428	0	0	.000	102	135	.756	82	86	168	5.8	94	3	68	100	30	72	412	14.2
82-83	12	0	187	15.6	41	79	.519	0	0	.000	21	31	.677	19	20	39	3.3	36	2	14	27	9	9	103	8.6
83-84	33	26	837	25.4	142	352	.403	0	0	.000	61	98	.622	57	74	131	4.0	98	3	113	90	16	84	345	10.5
84-85	31	31	911	29.4	213	487	.437	0	0	.000	137	175	.783	136	154	290	9.4	96	2	72	99	20	113	563	18.2
TOTAL	**105**	**78**	**2744**	**26.1**	**551**	**1280**	**.430**	**0**	**0**	**.000**	**321**	**439**	**.731**	**294**	**334**	**628**	**6.0**	**324**	**10**	**267**	**316**	**75**	**278**	**1423**	**13.6**

26. #14 ALEXIS HORNBUCKLE » 1,333 CAREER POINTS
5'11" » GUARD » CHARLESTON, WEST VIRGINIA

Year	GP	GS	Min	Avg	FG	FGA	Pct	3FG	3FGA	Pct	FT	FTA	Pct	Off	Def	Tot	Avg	PF	FO	Ast	TO	Blk	Stl	Pts	Avg
04-05	35	21	905	25.9	116	261	.444	9	27	.333	60	99	.606	71	119	190	5.4	90	3	110	80	21	64	301	8.6
05-06	29	24	802	27.7	102	244	.418	9	38	.237	73	98	.745	55	100	155	5.3	72	1	113	79	14	91	286	9.9
06-07	37	37	1138	30.8	150	341	.440	29	84	.345	49	67	.731	71	119	190	5.1	92	1	146	100	17	114	378	10.2
07-08	37	37	1160	31.4	141	318	.443	39	92	.424	47	70	.671	83	122	205	5.5	87	1	134	85	31	104	368	9.9
TOTAL	**138**	**119**	**4005**	**29.0**	**509**	**1164**	**.437**	**86**	**241**	**.357**	**229**	**334**	**.686**	**280**	**460**	**740**	**5.4**	**341**	**6**	**503**	**344**	**83**	**373**	**1333**	**9.7**

27. #33 TONYA EDWARDS » 1,309 CAREER POINTS
5'10" » GUARD » FLINT, MICHIGAN

Year	GP	GS	Min	Avg	FG	FGA	Pct	3FG	3FGA	Pct	FT	FTA	Pct	Off	Def	Tot	Avg	PF	FO	Ast	TO	Blk	Stl	Pts	Avg
86-87	34	5	627	18.4	107	248	.431	0	0	.000	89	114	.781	30	61	91	2.7	83	4	76	77	6	46	303	8.9
87-88	34	11	825	24.3	158	345	.458	7	14	.500	115	153	.752	77	88	165	4.9	76	1	112	106	11	78	438	12.9
88-89	20	20	504	25.2	67	149	.450	1	9	.111	59	74	.797	14	45	59	3.0	43	1	67	68	3	46	194	9.7
89-90	33	33	894	27.1	126	300	.420	14	38	.368	108	142	.761	25	79	104	3.2	82	0	111	93	2	56	374	11.3
TOTAL	**121**	**69**	**2850**	**23.6**	**458**	**1042**	**.440**	**22**	**61**	**.361**	**371**	**483**	**.768**	**146**	**273**	**419**	**3.5**	**284**	**6**	**366**	**344**	**22**	**226**	**1309**	**10.8**

28. #5 LATINA DAVIS » 1,260 CAREER POINTS

5'6" » GUARD » WINCHESTER, TENNESSEE

Year	GP	GS	Min	Avg	FG	FGA	Pct	3FG	3FGA	Pct	FT	FTA	Pct	Off	Def	Tot	Avg	PF	FO	Ast	TO	Blk	Stl	Pts	Avg
92-93	32	0	525	16.4	54	149	.362	9	41	.220	74	100	.740	52	47	99	3.1	73	3	46	50	7	45	191	6.0
93-94	33	0	617	18.7	97	200	.485	10	31	.323	51	58	.879	48	67	115	3.5	92	5	59	53	5	50	255	7.7
94-95	36	34	972	27.0	131	295	.444	13	37	.351	101	126	.802	73	85	158	4.4	111	3	63	75	2	53	376	10.4
95-96	35	35	1025	29.3	172	345	.499	4	12	.333	90	127	.709	79	94	173	4.9	95	3	92	69	6	50	438	12.5
TOTAL	**136**	**69**	**3139**	**23.1**	**454**	**989**	**.459**	**36**	**121**	**.298**	**316**	**411**	**.769**	**252**	**293**	**545**	**4.0**	**371**	**14**	**260**	**247**	**20**	**198**	**1260**	**9.3**

29. #52 ABBY CONKLIN » 1,226 CAREER POINTS

6'3" » FORWARD » CHARLESTOWN, INDIANA

Year	GP	GS	Min	Avg	FG	FGA	Pct	3FG	3FGA	Pct	FT	FTA	Pct	Off	Def	Tot	Avg	PF	FO	Ast	TO	Blk	Stl	Pts	Avg
93-94	33	0	371	11.2	61	123	.496	5	18	.278	31	40	.775	26	50	76	2.3	39	0	13	26	21	13	158	4.8
94-95	37	8	615	16.6	78	220	.355	32	113	.283	30	34	.882	38	70	108	2.9	50	0	25	45	19	16	218	5.9
95-96	35	30	951	27.2	160	353	.453	38	90	.422	47	66	.712	69	122	191	5.5	79	0	41	44	32	30	405	11.6
96-97	38	25	920	24.2	165	376	.439	49	128	.383	66	79	.835	53	129	182	4.8	90	2	32	52	30	32	445	11.7
TOTAL	**143**	**63**	**2857**	**20.0**	**464**	**1072**	**.433**	**124**	**349**	**.355**	**174**	**219**	**.795**	**186**	**371**	**557**	**3.9**	**258**	**2**	**111**	**167**	**102**	**91**	**1226**	**8.6**

30. #21 LISA HARRISON » 1,135 CAREER POINTS

6'0" » FORWARD » LOUISVILLE, KENTUCKY

Year	GP	GS	Min	Avg	FG	FGA	Pct	3FG	3FGA	Pct	FT	FTA	Pct	Off	Def	Tot	Avg	PF	FO	Ast	TO	Blk	Stl	Pts	Avg
89-90	33	10	682	20.7	107	231	.463	0	2	.000	41	65	.631	64	95	159	4.8	51	0	50	63	9	32	255	7.7
90-91	34	21	867	25.5	114	289	.394	0	1	.000	31	61	.508	70	121	191	5.6	71	1	72	67	12	28	259	7.6
91-92	31	15	636	20.5	75	193	.389	0	2	.000	24	33	.727	58	103	161	5.2	40	0	60	35	11	40	174	5.6
92-93	32	32	953	29.8	196	419	.468	1	4	.250	54	87	.621	111	189	300	9.4	54	0	82	52	9	65	447	14.0
TOTAL	**130**	**78**	**3138**	**24.1**	**492**	**1132**	**.435**	**1**	**9**	**.111**	**150**	**246**	**.610**	**303**	**508**	**811**	**6.2**	**216**	**1**	**264**	**217**	**41**	**165**	**1135**	**8.7**

31. #44 LEA HENRY » 1,128 CAREER POINTS

5'4" » GUARD » DAMASCUS, GEORGIA

Year	GP	GS	Min	Avg	FG	FGA	Pct	3FG	3FGA	Pct	FT	FTA	Pct	Off	Def	Tot	Avg	PF	FO	Ast	TO	Blk	Stl	Pts	Avg
79-80	38				160	348	.460				8	17	.470			77	2.0	63	0	119	93	3	66	328	8.6
80-81	31	31	1131	36.5	145	282	.514				28	43	.651			67	2.2	62	0	165	69	4	50	318	10.3
81-82	32	25	1005	31.4	106	254	.417				22	39	.564			38	1.2	54	1	158	78	1	40	234	7.3
82-83	33	33	978	29.6	107	229	.467				34	47	.723			63	1.9	76	3	145	77	4	70	248	7.5
TOTAL	**134**				**518**	**1113**	**.465**				**92**	**146**	**.630**			**245**	**1.8**	**255**	**4**	**587**	**317**	**12**	**226**	**1128**	**8.4**

32. #55 PAULA TOWNS » 1,104 CAREER POINTS

6'1" » CENTER » FORT VALLEY, GEORGIA

Year	GP	GS	Min	Avg	FG	FGA	Pct	3FG	3FGA	Pct	FT	FTA	Pct	Off	Def	Tot	Avg	PF	FO	Ast	TO	Blk	Stl	Pts	Avg
80-81	24	0	153	6.4	11	32	.344	0	0	.000	18	29	.621	28	31	59	2.5	14	1	3	15	1	6	40	1.7
81-82	31	30	951	30.7	184	321	.573	0	0	.000	73	99	.737	105	141	246	7.9	107	5	9	72	8	48	441	14.2
82-83	28	25	710	25.4	134	256	.523	0	0	.000	44	67	.657	96	109	205	7.3	88	4	4	43	13	32	312	11.1
83-84	33	30	816	24.7	133	262	.508	0	0	.000	45	63	.714	115	127	242	7.3	92	2	6	62	12	26	311	9.4
TOTAL	**116**	**85**	**2630**	**22.7**	**462**	**871**	**.530**	**0**	**0**	**.000**	**180**	**258**	**.698**	**344**	**408**	**752**	**6.5**	**301**	**12**	**22**	**192**	**34**	**112**	**1104**	**9.5**

33. #55 NICKY ANOSIKE » 1,099 CAREER POINTS

6'4" » FORWARD/CENTER » STATEN ISLAND, NEW YORK

Year	GP	GS	Min	Avg	FG	FGA	Pct	3FG	3FGA	Pct	FT	FTA	Pct	Off	Def	Tot	Avg	PF	FO	Ast	TO	Blk	Stl	Pts	Avg
04-05	35	25	709	20.3	57	155	.368	0	0	.000	119	181	.657	104	110	214	6.1	104	5	50	60	33	48	233	6.7
05-06	36	34	844	23.4	78	153	.510	0	0	.000	99	139	.712	96	98	194	5.4	104	3	55	63	47	51	255	7.1
06-07	37	36	1001	27.1	100	234	.427	0	0	.000	78	130	.600	113	116	229	6.2	104	6	60	72	41	49	278	7.5
07-08	38	38	954	25.1	124	272	.456	0	0	.000	85	136	.625	124	153	277	7.3	99	5	81	70	40	65	333	8.8
TOTAL	**146**	**133**	**3508**	**24.0**	**359**	**814**	**.441**	**0**	**0**	**.000**	**381**	**586**	**.650**	**437**	**477**	**914**	**6.3**	**411**	**19**	**246**	**265**	**161**	**213**	**1099**	**7.5**

34. #10 TIFFANY WOOSLEY » 1,096 CAREER POINTS

5'6" » GUARD » SHELBYVILLE, TENNESSEE

Year	GP	GS	Min	Avg	FG	FGA	Pct	3FG	3FGA	Pct	FT	FTA	Pct	Off	Def	Tot	Avg	PF	FO	Ast	TO	Blk	Stl	Pts	Avg
91-92	31	4	621	20.0	87	205	.424	28	69	.406	73	92	.793	17	48	65	2.1	39	0	57	61	2	24	275	8.9
92-93	32	32	1008	31.5	118	319	.370	46	137	.336	86	104	.827	16	62	78	2.4	61	0	93	81	1	51	368	11.5
93-94	33	29	967	29.3	119	263	.452	46	101	.455	110	125	.880	12	53	65	2.0	52	0	106	87	2	34	394	11.9
94-95	8	5	234	29.3	16	52	.308	12	31	.387	15	27	.556	6	15	21	2.6	11	0	8	16	1	12	59	7.4
TOTAL	**104**	**70**	**2830**	**27.2**	**340**	**839**	**.405**	**132**	**338**	**.391**	**284**	**348**	**.816**	**51**	**178**	**229**	**2.2**	**163**	**0**	**264**	**245**	**6**	**121**	**1096**	**10.5**

35. #1 SIDNEY SPENCER » 1,088 CAREER POINTS
6'3" » FORWARD » HOOVER, ALABAMA

Year	GP	GS	Min	Avg	FG	FGA	Pct	3FG	3FGA	Pct	FT	FTA	Pct	Off	Def	Tot	Avg	PF	FO	Ast	TO	Blk	Stl	Pts	Avg
03-04	35	0	589	16.8	68	156	.436	11	38	.289	44	56	.786	49	73	122	3.5	85	1	33	40	8	14	191	5.5
04-05	25	13	469	18.8	47	120	.392	7	20	.350	28	35	.800	43	56	99	4.0	46	2	18	28	16	15	129	5.2
05-06	36	23	915	25.4	124	271	.458	53	122	.434	37	40	.925	52	72	124	3.4	75	2	46	46	10	28	338	9.4
06-07	37	37	1060	28.6	157	373	.421	62	156	.397	54	60	.900	79	77	156	4.2	81	1	39	58	10	40	430	11.6
TOTAL	**133**	**73**	**3033**	**22.8**	**396**	**920**	**.430**	**133**	**336**	**.396**	**163**	**191**	**.853**	**223**	**278**	**501**	**3.8**	**287**	**6**	**136**	**172**	**44**	**97**	**1088**	**8.2**

36. #20 PEGGY EVANS » 1,076 CAREER POINTS
6'0" » CENTER » DETROIT, MICHIGAN

Year	GP	GS	Min	Avg	FG	FGA	Pct	3FG	3FGA	Pct	FT	FTA	Pct	Off	Def	Tot	Avg	PF	FO	Ast	TO	Blk	Stl	Pts	Avg
90-91	35	7	696	19.9	117	218	.537	0	0	.000	64	86	.744	97	100	197	5.6	91	5	12	61	8	24	298	8.5
91-92	31	30	808	26.1	186	350	.531	0	0	.000	86	150	.573	97	104	201	6.5	80	4	33	58	13	60	458	14.8
92-93	28	24	694	24.8	137	296	.463	0	1	.000	46	72	.639	94	80	174	6.2	72	2	30	57	9	30	320	11.4
TOTAL	**94**	**61**	**2198**	**23.4**	**440**	**864**	**.509**	**0**	**1**	**.000**	**196**	**308**	**.636**	**288**	**284**	**572**	**6.1**	**243**	**11**	**75**	**176**	**30**	**114**	**1076**	**11.4**

37. #13 TABER SPANI » 1,053 CAREER POINTS
6'1" » GUARD/FORWARD » LEE'S SUMMIT, MISSOURI

Year	GP	GS	Min	Avg	FG	FGA	Pct	3FG	3FGA	Pct	FT	FTA	Pct	Off	Def	Tot	Avg	PF	FO	Ast	TO	Blk	Stl	Pts	Avg
09-10	33	16	635	19.2	69	167	.413	26	71	.366	28	37	.757	41	49	90	2.7	40	0	43	41	8	11	192	5.8
10-11	37	26	842	22.8	108	250	.432	35	95	.368	44	55	.800	51	102	153	4.1	44	0	51	51	8	17	295	8.0
11-12	27	15	562	20.8	61	164	.372	34	85	.400	23	30	.767	25	44	69	2.6	21	0	34	39	6	11	179	6.6
12-13	35	26	971	27.7	137	307	.446	48	130	.369	65	76	.855	49	108	157	4.5	47	0	41	46	12	20	387	11.1
TOTAL	**132**	**83**	**3010**	**22.8**	**375**	**888**	**.422**	**143**	**381**	**.375**	**160**	**198**	**.808**	**166**	**303**	**469**	**3.6**	**152**	**0**	**169**	**177**	**34**	**59**	**1053**	**8.0**

38. #3 MICHELLE MARCINIAK » 1,004 POINTS AT UT *(overall total of 1,385/transfer from Notre Dame)*
5'9" » GUARD » MACUNGIE, PENNSYLVANIA

Year	GP	GS	Min	Avg	FG	FGA	Pct	3FG	3FGA	Pct	FT	FTA	Pct	Off	Def	Tot	Avg	PF	FO	Ast	TO	Blk	Stl	Pts	Avg
92-93 (ND)	31	16	814	26.3	142	357	.398	12	60	.200	85	110	.773	40	66	106	3.4	86	2	85	134	10	63	381	12.3
93-94 (UT)	32	4	567	17.7	66	163	.405	22	67	.328	44	64	.688	18	41	59	1.8	57	0	93	73	5	50	198	6.2
94-95 (UT)	36	36	1050	29.2	131	295	.444	31	102	.304	97	133	.729	24	74	98	2.7	77	2	204	132	4	83	390	10.8
95-96 (UT)	36	36	1123	31.2	151	344	.439	13	64	.203	101	127	.795	23	85	108	3.0	70	2	152	101	11	101	416	11.6
TOTAL	**135**	**92**	**3554**	**26.3**	**490**	**1159**	**.423**	**78**	**293**	**.266**	**327**	**434**	**.753**	**105**	**266**	**371**	**2.7**	**290**	**6**	**534**	**440**	**30**	**297**	**1385**	**10.3**

SPECIAL CONSIDERATION
Senior transfer All-Americans and Olympians Patricia Roberts and Jill Rankin played for the Lady Vols during their senior year only. Though they didn't become 1,000-point scorers at UT, their career marks are some of the nation's all-time bests.

#44 PATRICIA ROBERTS » 2,447 CAREER POINTS
6'1" » CENTER » MONROE, GEORGIA » 987 POINTS AT UT/2,457 CAREER

Year	GP	GS	Min	Avg	FG	FGA	Pct	3FG	3FGA	Pct	FT	FTA	Pct	Off	Def	Tot	Avg	PF	FO	Ast	TO	Blk	Stl	Pts	Avg
73-74 (Emporia State)	22																							373	17.0
74-75 (Emporia State)	21				192	309	.621				55	84	.655			259	12.3							439	20.9
75-76 (Emporia State)	24				305	474	.643				48	89	.652			305	12.7							658	27.4
76-77 (UT)	33				428	662	.646				131	175	.748			467	14.2	97	4	54				987	29.9
TOTAL	**100**				**925**	**1445**	**.640**				**234**	**348**	**.672**			**1031**	**13.1**							**2447**	**24.5**

#13 JILL RANKIN » 2,851 CAREER POINTS
6'3" » CENTER » PHILLIPS, TEXAS » 730 POINTS AT UT/2,851 CAREER

Year	GP	GS	Min	Avg	FG	FGA	Pct	3FG	3FGA	Pct	FT	FTA	Pct	Off	Def	Tot	Avg	PF	FO	Ast	TO	Blk	Stl	Pts	Avg
76-77 (Wayland Baptist)	36				218	368	.592				91	131	.695			257	7.0							527	14.6
77-78 (Wayland Baptist)	38				259	426	.607				76	121	.628			262	6.9							594	15.6
78-79 (Wayland Baptist)	34				410	698	.587				180	234	.769			305	9.0							1000	29.4
79-80 (UT)	38				296	536	.552				138	172	.802			277	7.3	112	2					730	19.2
TOTAL	**146**				**1183**	**2028**	**.583**				**485**	**658**	**.737**			**1101**	**7.5**							**2851**	**19.5**

GREAT LADY VOL REBOUNDERS

■ 1,000 CAREER REBOUNDS

1. CHAMIQUE HOLDSCLAW

1,295 CAREER REBOUNDS
(1995-99) » 6-2 » F

YEAR	RBS-AVG
95-96	326-9.1
96-97	367-9.4
97-98	328-8.4
98-99	274-8.1
TOTAL	**1295-8.8**

2. GLORY JOHNSON

1,218 CAREER REBOUNDS
(2008-12) » 6-3 » F

YEAR	RBS-AVG
08-09	236-7.2
09-10	268-7.7
10-11	359-9.7
11-12	355-9.9
TOTAL	**1218-8.6**

3. SHEILA FROST

1,043 CAREER REBOUNDS
(1985-89) » 6-4 » C

YEAR	RBS-AVG
85-86	309-9.4
86-87	216-6.4
87-88	269-7.9
88-89	249-6.7
TOTAL	**1043-7.6**

4. TAMIKA CATCHINGS

1,004 CAREER REBOUNDS
(1997-01) » 6-1 » F

YEAR	RBS-AVG
97-98	313-8.0
99-99	249-7.3
99-00	292-7.9
00-01	150-8.8
TOTAL	**1004-7.9**

■ 900 CAREER REBOUNDS

5. MARY OSTROWSKI

994 CAREER REBOUNDS
(1980-84) » 6-2 » F/C

YEAR	RBS-AVG
80-81	203-7.0
81-82	273-8.5
82-83	250-7.6
83-84	268-8.6
TOTAL	**994-8.0**

6. CANDACE PARKER

972 CAREER REBOUNDS
(2005-08) » 6-4 » G/F/C

YEAR	RBS-AVG
05-06	298-8.3
06-07	352-9.8
07-08	322-8.5
TOTAL	**972-8.8**

7. DEBBIE GROOVER

957 REBOUNDS
(1977-81) » 6-0 » C

YEAR	RBS-AVG
77-78	173-5.6
78-79	338-8.7
79-80	268-7.1
80-81	178-5.7
TOTAL	**957-6.9**

8. SHYRA ELY

940 REBOUNDS
(2001-05) » 6-2 » F

YEAR	RBS-AVG
01-02	177-5.4
02-03	238-6.6
03-04	279-8.0
04-05	246-7.0
TOTAL	**940-6.8**

9. BRIDGETTE GORDON

915 REBOUNDS
(1985-89) » 6-0 » F

YEAR	RBS-AVG
85-86	208-6.1
86-87	232-6.8
87-88	224-6.8
88-89	251-7.0
TOTAL	**915-6.7**

10. NICKY ANOSIKE

914 REBOUNDS
(2004-08) » 6-4 » F/C

YEAR	RBS-AVG
04-05	214-6.1
05-06	194-5.4
06-07	229-6.2
07-08	277-7.3
TOTAL	**914-6.3**

11. SHEKINNA STRICKLEN

905 REBOUNDS
(2008-12) » 6-2 » G/F

YEAR	RBS-AVG
08-09	190-5.9
09-10	213-6.1
10-11	270-7.3
11-12	232-6.6
TOTAL	**905-6.5**

■ 800 CAREER REBOUNDS

12. MICHELLE SNOW

888 REBOUNDS
(1998-02) » 6-5 » C

YEAR	RBS-AVG
98-99	218-6.4
99-00	232-6.3
00-01	224-6.8
01-02	214-6.5
TOTAL	**888-6.5**

13. DANA JOHNSON

884 REBOUNDS
(1991-95) » 6-2 » C

YEAR	RBS-AVG
91-92	172-5.5
92-93	182-5.7
93-94	241-7.3
94-95	289-7.8
TOTAL	**884-6.6**

14. DAEDRA CHARLES

858 REBOUNDS
(1988-91) » 6-3 » C

YEAR	RBS-AVG
88-89	249-6.7
89-90	287-8.7
90-91	322-9.2
TOTAL	**858-8.2**

15. PASHEN THOMPSON

816 REBOUNDS
(1993-97) » 6-1 » C

YEAR	RBS-AVG
93-94	185-5.6
94-95	131-5.5
95-96	253-7.2
97-98	247-6.5
TOTAL	**816-6.3**

16. LISA HARRISON

811 REBOUNDS
(1989-93) » 6-0 » F

YEAR	RBS-AVG
89-90	159-4.8
90-91	191-5.6
91-92	161-5.2
92-93	300-9.4
TOTAL	**811-6.2**

TENNESSEE INDIVIDUAL & TEAM RECORDS

INDIVIDUAL RECORDS

SINGLE GAME

Points	51, Patricia Roberts vs. Kentucky (11/13/76)
Field Goals	24, Patricia Roberts vs. Kentucky (11/13/76)
Field Goal Attempts	31, Patricia Roberts vs. Kentucky (11/13/76)
Field Goal Percentage	1.000 (14-14) Gwen Jackson vs. Puerto Rico-Mayaguez (11/29/02)
3-Point Field Goals	8, Meighan Simmons vs. Lamar (12/1/10) & vs. Virginia (11/28/13)
3-Point Field Goal Attempts	17, Meighan Simmons vs. Virginia (11/28/13)
3-Point Field Goal Percentage	1.000 (6-6), Tasha Butts vs. Vanderbilt (2/15/04) Kara Lawson vs. Vanderbilt (2/27/03)
Free Throws	17, Candace Parker vs. Middle Tennessee (12/13/07) Bridgette Gordon vs. Long Beach State (3/25/89)
Free Throw Attempts	21, Candace Parker vs. Middle Tennessee (12/13/07)
Free Throw Percentage	1.000 (13-13), Gail Dobson vs. Union (3/1/75)
Rebounds	24, Patricia Roberts vs. Anderson (2/19/77)
Assists	18, Dawn Marsh vs. Georgia (3/6/88)
Blocks	12, Kelley Cain vs. LSU (2/22/10)
Steals	11, Michelle Marciniak vs. Kentucky (1/14/96)
Dunks	2, Candace Parker vs. Army (3/19/06)
Triple-Doubles	1, Shekinna Stricklen vs. Oklahoma (1/3/10; 17 pts, 13 rebs, 12 asts) Shelia Collins at Florida State (2/8/85; 18 pts, 10 rebs, 10 stls)

SEASON

Points	987, Patricia Roberts (1976-77)
Scoring Average	29.9, Patricia Roberts (1976-77)
Field Goals	428, Patricia Roberts (1976-77)
Field Goal Attempts	693, Cindy Brogdon (1978-79)
Field Goal Percentage	67.9, Cindy Noble (1979-80)
3-Point Field Goals	103, Shanna Zolman (2005-06)
3-Point Field Goal Attempts	239, Angie Bjorklund (2009-10)
3-Point Field Goal Percentage	.490 (25-51), Dena Head (1990-91)
Free Throws	201, Candace Parker (2007-08)
Free Throw Attempts	288, Candace Parker (2007-08)
Free Throw Percentage	.957 (88-92), Shanna Zolman (2003-04)
Consecutive Free Throws	45, Shanna Zolman (1/29/04-12/12/04) 45, Tiffany Woosley (12/21/92-2/6/93)
Rebounds	467, Patricia Roberts (1976-77)
Rebound Average	14.2, Patricia Roberts (1976-77)
Assists	243, Dawn Marsh (1987-88)
Assist Average	7.1, Dawn Marsh (1987-88)
Blocks	113, Kelley Cain (2009-10)
Steals	141, Holly Warlick (1978-79)
Dunks	4, Candace Parker (2006-07)
Triple-Doubles	1, Shekinna Stricklen (2009-10) Shelia Collins (1984-85)

CAREER

Points	3,025, Chamique Holdsclaw (1995-99)
Scoring Average	29.9, Patricia Roberts (1976-77)
Field Goals	1,233, Chamique Holdsclaw (1995-99)
Field Goal Attempts	2,419, Chamique Holdsclaw (1995-99)
Field Goal Percentage	.647, Patricia Roberts (1976-77)
3-Point Field Goals	305, Angie Bjorklund (2007-11)
3-Point Field Goal Attempts	740, Meighan Simmons (2010-14)
3-Point Field Goal Percentage	.425, Shanna Zolman (2002-06)
Free Throws	526, Candace Parker (2005-08)
Free Throw Attempts	796, Glory Johnson (2008-12)
Free Throw Percentage	.916, Shanna Zolman (2002-06)
Rebounds	1,295, Chamique Holdsclaw (1995-99)
Assists	755, Dawn Marsh (1984-88)
Blocks	275, Candace Parker (2005-08)
Steals	373, Alexis Hornbuckle (2004-08)
Dunks	7, Candace Parker (2005-08)
Triple-Doubles	1, Shekinna Stricklen (2009-10) Shelia Collins (1984-85)

TEAM RECORDS

SINGLE GAME

Points	136 vs. Puerto Rico-Mayaguez (11/29/02)
Field Goals	58 vs. Hawaii Pacific (12/20/85)
Field Goal Attempts	98 vs. Youngstown State (2/9/93)
Field Goal Percentage	.721 vs. Old Dominion (1/4/89)
3-Point Field Goals	16 vs. Kentucky (3/6/11)
3-Point Field Goal Attempts	36 vs. Lamar (12/1/10)
3-Point Field Goal Percentage	.875 (7-8) vs. Notre Dame (1/7/94)
Free Throws	40 vs. Florida (2/3/05)
Free Throw Attempts	53 vs. Long Beach State (12/3/88)
Free Throw Percentage	1.000 (9-9) vs. Southern Cal (4/1/84)
Rebounds	76 vs. Tennessee State (2/27/88)
Assists	41 vs. Hawaii Pacific (12/20/85)
Blocks	15 vs. Kentucky (2/25/10)
Steals	38 vs. Hawaii Pacific (12/20/85)
Fouls	33 vs. Middle Tennessee (11/8/13)
Fewest Points	44 vs. Notre Dame (1/23/12)
Fewest Field Goals	13 vs. Rutgers (3/29/05)
Fewest Field Goal Attempts	40 vs. Georgia (2/27/82)
Fewest Free Throws	1 vs. Rutgers (1/23/82)
Fewest Free Throw Attempts	2 vs. Rutgers (1/23/82)

SEASON

Points	3,464 in 1997-98
Scoring Average	88.9 in 1987-88
Field Goals	1,292 in 1978-79
Field Goal Percentage	.517 in 1982-83
3-Point Field Goals	242 in 2010-11
3-Point Field Goal Percentage	.401 in 1990-91
Free Throws	782 in 1997-98
Free Throw Percentage	.761 in 2012-13
Rebounds	1,811 in 1978-79
Rebound Average	46.9 in 1992-93
Wins/Consecutive Wins	39 (1997-98)/46(1997-98)
Losses/Consecutive Losses	11 (1975-76), (2008-09)/3 (1985-86)

Note — All records are since the 1974-75 season

SEASON HIGHS & LOWS

MOST WINS	39 (39-0), 1997-98
FEWEST	16 (16-8) 1974-75, (16-11), 1975-76
MOST POINTS	3,464, 1997-98
FEWEST	2,233, 1984-85
BEST WON-LOST PERCENTAGE	1.000 % (39-0), 1997-98
WORST	.592 (16-11), 1974-75
MOST CONSECUTIVE WINS	39, 1997-98
MOST POINTS ALLOWED	2,566, 1996-97
FEWEST	1,994, 1980-81
HIGH SCORING AVERAGE	88.9, 1987-88
LOWEST	69.3, 1983-84
BEST DEFENSIVE AVERAGE	55.5, 2006-07
WORST	68.2, 1981-82
MOST GAMES PLAYED	39, 1978-79, 1996-97, 1997-98
FEWEST	24, 1974-75
MOST FG MADE	1,292, 1978-79
FEWEST	837, 2008-09
MOST FG ATTEMPTED	2,679, 1997-98
FEWEST	1,859, 1980-81
BEST FG PERCENTAGE	51.7, 1982-83
LOWEST	41.3, 2008-09
MOST 3FG MADE	242, 2010-11
FEWEST	6, 1988-89
MOST 3FG ATTEMPTED	647, 2007-08
FEWEST	26, 1988-89
BEST 3FG PERCENTAGE	.401, 1990-91
LOWEST	.231, 1988-89
MOST FT MADE	782, 1997-98
FEWEST	368, 1976-77
MOST FT ATTEMPTED	1,110, 1997-98
FEWEST	556, 1976-77
BEST FT PERCENTAGE	.761, 2012-13
LOWEST	.627, 1985-86
MOST REBOUNDS	1,811, 1978-79
FEWEST	1,233, 1977-78
BEST REBOUND AVERAGE	46.9, 1992-93
LOWEST	38.4, 2006-07
MOST ASSISTS	715, 1979-80
FEWEST	413, 1992-93
MOST BLOCKS	228, 1997-98
FEWEST	73, 1978-79
MOST STEALS	567, 1978-79, 1997-98
FEWEST	239, 2009-10

SCORING RECORDS

TEAM RECORDS

MOST POINTS SCORED

Game:	136	at Puerto Rico-Mayaguez	11/29/02
Season:	3,464	1997-98	39 games

HIGHEST SCORING AVERAGE

Season:	88.9	1987-88	3,021 in 34 games

INDIVIDUAL RECORDS

MOST POINTS SCORED

Game:	51	Patricia Roberts	vs. Kentucky	11/13/76
Season:	987	Patricia Roberts	1976-77	33 games
Career:	3,025	Chamique Holdsclaw	1995-99	148 games

HIGHEST SCORING AVERAGE

Season:	29.9	Patricia Roberts	1976-77	987/33 games
Career:	29.9	Patricia Roberts	1976-77	987/33 games

CAREER LEADERS

POINTS SCORED

	Pts.	Player	Seasons
1.	3,025	Chamique Holdsclaw	1995-99
2.	2,462	Bridgette Gordon	1985-89
3.	2,137	Candace Parker	2005-08
4.	2,113	Tamika Catchings	1997-01
5.	2,064	Meighan Simmons	2010-14
6.	1,950	Kara Lawson	1999-03
7.	1,915	Semeka Randall	1997-01
8.	1,882	Shekinna Stricklen	2008-12
9.	1,790	Sheila Frost	1985-89
10.	1,771	Tanya Haave	1980-84

POINTS PER GAME

	PPG	Player	Seasons
1.	29.9	Patricia Roberts	1976-77
2.	20.8	Cindy Brogdon	1977-79
3.	20.4	Chamique Holdsclaw	1995-99
4.	19.4	Candace Parker	2005-08
5.	19.2	Jill Rankin	1979-80
6.	18.0	Bridgette Gordon	1985-89
7.	16.6	Tamika Catchings	1997-01
8.	15.2	Cindy Noble	1978-81
9.	14.4	Meighan Simmons	2010-14
10.	14.2	Daedra Charles	1988-91

SEASON LEADERS

POINTS SCORED

	Pts.	Player	Season
1.	987	Patricia Roberts	1976-77
2.	915	Chamique Holdsclaw	1997-98
3.	809	Candace Parker	2007-08
4.	803	Chamique Holdsclaw	1996-97
5.	784	Cindy Brogdon	1978-79
6.	735	Bridgette Gordon	1988-89
7.	730	Jill Rankin	1979-80
8.	724	Chamique Holdsclaw	1998-99
9.	711	Tamika Catchings	1997-98
10.	706	Candace Parker	2006-07

BY CLASS

Freshman:	711	Tamika Catchings	1997-98
Sophomore:	803	Chamique Holdsclaw	1996-97
Junior:	915	Chamique Holdsclaw	1997-98
Senior:	987	Patricia Roberts	1976-77

POINTS PER GAME

	PPG	Player	Season
1.	29.9	Patricia Roberts	1976-77
2.	23.5	Chamique Holdsclaw	1997-98
3.	21.7	Cindy Brogdon	1977-78
4.	21.3	Candace Parker	2007-08
	21.3	Chamique Holdsclaw	1998-99
6.	20.8	Bridgette Gordon	1987-88
7.	20.6	Chamique Holdsclaw	1996-97
8.	20.4	Bridgette Gordon	1988-89
9.	20.1	Cindy Brogdon	1978-79
10.	19.6	Candace Parker	2006-07

SINGLE GAME LEADERS

	Pts.	Player	Date	Opponent
1.	51	Patricia Roberts	11/13/76	Kentucky
2.	43	Tanya Haave	12/11/82	at Stephen F. Austin
	43	Patricia Roberts	1/24/77	East Tennessee State
4.	40	Shelia Collins	3/3/85	at Mississippi
	40	Patricia Roberts	3/26/77	Immaculata
6.	39	Chamique Holdsclaw	3/15/99	Boston College
	39	Chamique Holdsclaw	2/14/98	Auburn
	39	Gail Dobson	3/1/75	Union (Tenn.)
9.	38	Tamika Catchings	2/26/99	Florida
	38	Patricia Roberts	1/6/77	Marshall

YEAR-BY-YEAR LEADERS

Year	Leader	G	Pts.-Avg.
1975-76	Sue Thomas	14	250-17.8
1976-77	Patricia Roberts	33	987-29.9
1977-78	Cindy Brogdon	31	674-21.7
1978-79	Cindy Brogdon	39	784-20.1
1979-80	Jill Rankin	38	730-19.2
1980-81	Cindy Noble	31	450-14.5
1981-82	Mary Ostrowski	32	458-14.3
1982-83	Tanya Haave	33	614-18.6
1983-84	Mary Ostrowski	31	493-15.9
1984-85	Shelia Collins	31	563-18.2
1985-86	Bridgette Gordon	34	481-14.1
1986-87	Bridgette Gordon	34	559-16.4
1987-88	Bridgette Gordon	33	687-20.8
1988-89	Bridgette Gordon	36	735-20.4
1989-90	Daedra Charles	33	525-15.9
1990-91	Daedra Charles	35	607-17.3
1991-92	Peggy Evans	31	458-14.8
1992-93	Lisa Harrison	32	447-14.0
1993-94	Nikki McCray	33	537-16.3
1994-95	Dana Johnson	37	577-15.6
1995-96	Chamique Holdsclaw	36	583-16.2
1996-97	Chamique Holdsclaw	39	803-20.6
1997-98	Chamique Holdsclaw	39	915-23.5
1998-99	Chamique Holdsclaw	34	724-21.3
1999-00	Tamika Catchings	37	580-15.7
2000-01	Tamika Catchings	17	259-15.2
2001-02	Kara Lawson	34	512-15.1
2002-03	Gwen Jackson	38	612-16.1
2003-04	Shyra Ely	35	508-14.5
2004-05	Shyra Ely	35	503-14.4
2005-06	Candace Parker	36	622-17.3
2006-07	Candace Parker	36	706-19.6
2007-08	Candace Parker	38	809-21.3
2008-09	Shekinna Stricklen	32	424-13.3
2009-10	Angie Bjorklund	35	487-13.9
2010-11	Meighan Simmons	37	500-13.5
2011-12	Shekinna Stricklen	35	539-15.4
2012-13	Meighan Simmons	35	589-16.8
2013-14	Meighan Simmons	35	577-16.5

FIELD GOAL RECORDS

TEAM RECORDS

MOST FIELD GOALS MADE

Game:	58	at Hawaii Pacific	12/20/85
Season:	1,292	1978-79	39 games

HIGHEST FIELD GOAL PERCENTAGE

Season:	.517	1982-83	1,051-2,034

INDIVIDUAL RECORDS

MOST FIELD GOALS MADE

Game:	24	Patricia Roberts	vs. Kentucky	11/13/76
Season:	428	Patricia Roberts	1976-77	33 games
Career:	1,233	Chamique Holdsclaw	1995-99	148 games

HIGHEST FIELD GOALS PERCENTAGE

Season:	.679	Cindy Noble	1979-80	266-392
Career:	.647	Patricia Roberts	1976-77	428-662

CAREER LEADERS

FIELD GOALS MADE

	FGM	Player	Seasons
1.	1,233	Chamique Holdsclaw	1995-99
2.	1,017	Bridgette Gordon	1985-89
3.	797	Candace Parker	2005-08
4.	760	Tamika Catchings	1997-01
5.	754	Sheila Frost	1985-89
6.	746	Meighan Simmons	2010-14
		Tanya Haave	1980-84
8.	731	Semeka Randall	1997-01
9.	692	Shekinna Stricklen	2008-12
10.	687	Mary Ostrowski	1980-84

FIELD GOAL PERCENTAGE

	FG%	Player	Seasons
1.	.647	Patricia Roberts (428-662)	1976-77
2.	.625	Cindy Noble (614-982)	1978-81
3.	.606	Kelley Cain (343-566)	2008-111
4.	**.596**	**Mercedes Russell (93-156)**	**2013-**
5.	.591	Sheila Frost (754-1,276)	1985-89
6.	.561	Jerilynn Harper (152-271)	1978-79
7.	.553	Michelle Snow (585-1,057)	1998-02
8.	.552	Jill Rankin (296-536)	1979-80
9.	.552	Daedra Charles (594-1,077)	1988-91
10.	.549	Dana Johnson (622-1,132)	1991-95
11.	.540	Mary Ostrowski (687-1,272)	1980-84

SINGLE SEASON LEADERS

FIELD GOALS MADE

	FGM	Player	Season
1.	428	Patricia Roberts	1976-77
2.	370	Chamique Holdsclaw	1997-98
3.	344	Cindy Brogdon	1978-79
4.	332	Chamique Holdsclaw	1996-97
5.	300	Candace Parker	2007-08
	300	Bridgette Gordon	1988-89
7.	296	Jill Rankin	1979-80
8.	294	Chamique Holdsclaw	1998-99
9.	289	Bridgette Gordon	1987-88
10.	286	Cindy Brogdon	1977-78

BY CLASS

Freshman:	253	Tamika Catchings	1997-98
Sophomore:	332	Chamique Holdsclaw	1996-97
Junior:	370	Chamique Holdsclaw	1997-98
Senior:	428	Patricia Roberts	1976-77

FIELD GOAL PERCENTAGE (MIN. 250 ATTEMPTS)

	FG%	Player	Season
1.	.679	Cindy Noble (266-392)	1979-80
2.	.647	Patricia Roberts (428-662)	1976-77
3.	.615	Sheila Frost (208-338)	1987-88
4.	.614	Dana Johnson (215-350)	1994-95
5.	.597	Cindy Noble (178-298)	1980-81
6.	.590	Sheila Frost (161-273)	1986-87
7.	.586	Mary Ostrowski (190-324)	1982-83
8.	.582	Cindy Noble (170-292)	1978-79
9.	.580	Sheila Frost (181-312)	1985-86
10.	.578	Sheila Frost (204-353)	1988-89

SINGLE GAME LEADERS

FIELD GOALS MADE

	FGM	Player	Date	Opponent
1.	24	Patricia Roberts	11/13/76	Kentucky
2.	19	Patricia Roberts	1/24/77	East Tennessee State
3.	18	Patricia Roberts	3/24/77	vs. Kansas State
	18	Patricia Roberts	1/6/77	Marshall
5.	17	Tanya Haave	12/11/82	at Steven F. Austin
	17	Sue Thomas	1/14/76	at Western Carolina
7.	16	Sheila Frost	1/17/88	Vanderbilt
	16	Tanya Haave	2/9/83	at Kentucky
	16	Patricia Roberts	3/3/77	Middle Tenn. State
	16	Patricia Roberts	1/14/77	at Western Carolina

YEAR-BY-YEAR LEADERS (BY PCT.)

Year	Leader	G	FGM-FGA	FG%
1975-76	Marcia Garner	12	36-66	.545
1976-77	Patricia Roberts	33	428-662	.646
1977-78	Suzanne Barbre	31	209-414	.504
1978-79	Cindy Noble	34	170-292	.582
1979-80	Cindy Noble	38	266-392	.678
1980-81	Cindy Noble	31	178-298	.597
1981-82	Paula Towns	31	184-321	.573
1982-83	Lynne Collins	30	79-130	.608
1983-84	Mary Ostrowski	31	194-376	.516
1984-85	Lisa Webb	16	79-156	.506
1985-86	Sheila Frost	33	181-312	.580
1986-87	Sheila Frost	34	161-273	.590
1987-88	Sheila Frost	34	208-338	.615
1988-89	Kelli Casteel	31	44-63	.698
1989-90	Daedra Charles	33	212-385	.551
1990-91	Daedra Charles	35	243-434	.560
1991-92	Peggy Evans	31	186-350	.531
1992-93	Dana Johnson	32	143-268	.534
1993-94	Dana Johnson	33	173-317	.546
1994-95	Dana Johnson	37	215-350	.614
1995-96	Pashen Thompson	35	106-201	.527
1996-97	Tiffani Johnson	38	143-269	.532
1997-98	Teresa Geter	39	98-179	.547
1998-99	Michelle Snow	34	117-195	.600
1999-00	Michelle Snow	37	181-326	.555
2000-01	Michelle Snow	33	143-250	.572
2001-02	Michelle Muñoz	27	36-62	.581
2002-03	Courtney McDaniel	36	57-96	.594
2003-04	Ashley Robinson	35	120-247	.486
2004-05	Tye'sha Fluker	33	101-21	.461
2005-06	Sybil Dosty	35	40-65	.615
2006-07	Candace Parker	36	267-505	.529
2007-08	Vicki Baugh	38	79-143	.552
2008-09	Kelley Cain	27	97-157	.618
2009-10	Kelley Cain	33	148-244	.607
2010-11	Kelley Cain	32	98-165	.594
2011-12	Vicki Baugh	35	105-182	.577
2012-13	**Bashaara Graves**	**35**	**165-316**	**.522**
2013-14	**Mercedes Russell**	**35**	**93-156**	**.596**

THREE-POINT FIELD GOAL RECORDS

TEAM RECORDS

MOST 3-POINT FIELD GOALS MADE

Game:	16	vs. Kentucky	3/6/11
Season:	242	2010-11	37 games

HIGHEST 3-POINT FIELD GOAL PERCENTAGE

Season:	.401	1990-91	118-294

INDIVIDUAL RECORDS

MOST 3-POINT FIELD GOALS MADE

Game:	8	Meighan Simmons	Virginia	11/28/13
			Lamar	12/1/10
Season:	103	Shanna Zolman	2005-06	102-239
Career:	305	Angie Bjorklund	2007-11	305-738

HIGHEST 3-POINT FIELD GOAL PERCENTAGE

Season:	.490	Dena Head	1990-91	25-51
Career:	.425	Shanna Zolman	2002-06	266-626

CAREER LEADERS

3-POINT FIELD GOALS MADE

	3PM	Player	Seasons
1.	305	Angie Bjorklund	2007-11
2.	266	Shanna Zolman	2002-06
3.	256	Kara Lawson	1999-03
4.	255	Meighan Simmons	2010-14
5.	163	Shekinna Stricklen	2008-12
6.	161	Brittany Jackson	2001-05
7.	147	Shannon Bobbitt	2006-08
8.	143	Taber Spani	2009-13
9	133	Sidney Spencer	2003-07
10.	132	Tiffany Woosley	1991-95

3-POINT FIELD GOAL PERCENTAGE

	3P%	Player	Seasons
1.	.425	Shanna Zolman (266-626)	2002-06
2.	.415	Kara Lawson (256-617)	1999-03
3.	.413	Angie Bjorklund (305-738)	2007-11
4.	.412	April McDivitt (101-245)	1999-02
5.	.406	Shannon Bobbitt (147-362)	2006-08
6.	.396	Sidney Spencer (133-336)	2003-07
7.	.393	Gwen Jackson (55-140)	1999-03
8.	**.391**	**Andraya Carter (34-87)**	**2013-**
	.391	Tiffany Woosley (132-338)	1991-95
10.	.375	Taber Spani (143-381)	2009-13
11.	.364	Kellie Jolly (99-272)	1995-99

SINGLE SEASON LEADERS

3-POINT FIELD GOALS MADE

	3PM	Player	Season
1.	103	Shanna Zolman	2005-06
2.	102	Angie Bjorklund	2009-10
3.	79	Kara Lawson	1999-2000
4.	78	Shannon Bobbitt	2007-08
5.	77	Kara Lawson	2002-03
6.	73	Angie Bjorklund	2010-11
7.	72	Meighan Simmons	2013-14
8.	69	Meighan Simmons	2012-13
	69	Shannon Bobbitt	2006-07
10.	68	Angie Bjorklund	2007-08
	68	Shanna Zolman	2004-05

BY CLASS

Freshman:	79	Kara Lawson	1999-00
Sophomore:	62	Angie Bjorklund	2008-09
		Kara Lawson	2000-01
Junior:	102	Angie Bjorklund	2009-10
Senior:	103	Shanna Zolman	2005-06

3-POINT FIELD GOAL PERCENTAGE

	3P%	Player	Season
1.	.490	Dena Head (25-51)	1990-91
2.	.455	Tiffany Woosley (46-101)	1993-94
3.	.451	Angie Bjorklund (73-162)	2010-11
4.	.450	Kara Lawson (77-171)	2002-03
5.	.436	Shanna Zolman (68-156)	2004-05
6.	.436	Kara Lawson (79-181)	1999-2000
7.	.434	Sidney Spencer (53-122)	2005-06
8.	.433	Shanna Zolman (103-238)	2005-06
9.	.427	Angie Bjorklund (102-239)	2009-10
10.	.426	Shanna Zolman (58-136)	2003-04

SINGLE GAME LEADERS

	3PM	Player	Date	Opponent
1.	8	Meighan Simmons	11/28/13	Virginia
	8	Meighan Simmons	12/1/11	Lamar
3.	7	Angie Bjorklund	3/6/11	Kentucky
	7	Angie Bjorklund	1/24/08	Arkansas
	7	Angie Bjorklund	1/5/08	Notre Dame
	7	Angie Bjorklund	12/16/07	Gonzaga
	7	Shanna Zolman	2/19/06	at Alabama
8.	6	Angie Bjorklund	2/14/10	Florida
	6	Angie Bjorklund	1/28/10	Auburn
	6	Angie Bjorklund	3/6/09	Florida
	6	Angie Bjorklund	12/18/08	at Old Dominion
	6	Shannon Bobbitt	11/15/07	Oklahoma
	6	Shannon Bobbitt	1/28/07	at Alabama
	6	Tasha Butts	2/15/04	at Vanderbilt
	6	Kara Lawson	3/08/03	Mississippi State
	6	Kara Lawson	2/27/03	Vanderbilt
	6	Kara Lawson	1/12/03	Auburn
	6	Kara Lawson	12/21/02	at Texas
	6	Kara Lawson	1/30/00	Kentucky
	6	Abby Conklin	12/18/96	atTexas Tech

YEAR-BY-YEAR LEADERS (BY PCT.)

Year	Leader	G	3FG%
1988-89	Bridgette Gordon	2-6	.333
1989-90	Jody Adams	27-82	.329
1990-91	Dena Head	25-51	.490
1991-92	Tiffany Woosley	28-69	.406
1992-93	Nikki Caldwell	35-101	.347
1993-94	Tiffany Woosley	46-101	.455
1994-95	Michelle Marciniak	31-102	.304
1995-96	Abby Conklin	38-90	.422
1996-97	Abby Conklin	49-128	.383
1997-98	Kellie Jolly	36-86	.419
1998-99	Kristen Clement	25-65	.385
1999-00	Kara Lawson	79-181	.436
2000-01	Kara Lawson	62-150	.413
2001-02	April McDivitt	29-72	.403
2002-03	Kara Lawson	77-171	.450
2003-04	Shanna Zolman	58-136	.426
2004-05	Shanna Zolman	68-156	.436
2005-06	Sidney Spencer	53-122	.434
2006-07	Shannon Bobbitt	69-167	.413
2007-08	Alexis Hornbuckle	39-92	.424
2008-09	Angie Bjorklund	62-152	.408
2009-10	Angie Bjorklund	102-239	.427
2010-11	Angie Bjorklund	73-162	.451
2011-12	Taber Spani	34-85	.400
2012-13	Taber Spani	48-130	.369
2013-14	**Andraya Carter**	**28-71**	**.394**

FREE THROW RECORDS

TEAM RECORDS

MOST FREE THROWS MADE

Game:	40	at Florida	2/3/05
Season:	782	1997-98	32 games

HIGHEST FREE THROW PERCENTAGE

Season:	.759	2012-13	525-692

INDIVIDUAL RECORDS

MOST FREE THROWS MADE

Game:	17	Candace Parker	vs. MTSU	12/13/07
	17	Bridgette Gordon	vs. Long Beach St	3/25/89
Season:	201	Candace Parker	2007-08	201-288
Career:	526	Candace Parker	2004-08	526-738

HIGHEST FREE THROW PERCENTAGE

Season:	.957	Shanna Zolman	2003-04	88-92
Career:	.916	Shanna Zolman	2002-06	306-344

CAREER LEADERS

FREE THROWS MADE

	FTM	Player	Seasons
1.	526	Candace Parker	2005-08
2.	523	Chamique Holdsclaw	1995-99
3.	493	Glory Johnson	2008-12
4.	471	Tamika Catchings	1997-01
5.	439	Semeka Randall	1997-01
6.	423	Bridgette Gordon	1985-89
7.	381	Nicky Anosike	20 04-08
8.	377	Dana Johnson	1991-95
9.	371	Tonya Edwards	1986-90
10.	356	Debbie Groover	1977-81

FREE THROW PERCENTAGE (MIN. 150 ATT.)

	FT%	Player	Seasons
1.	.916	Shanna Zolman (306-334)	2002-06
2.	.853	Sidney Spencer (163-191)	2003-07
3.	.847	Kara Lawson (344-406)	1999-03
4.	.839	Cindy Brogdon (198-236)	1977-79
5.	.816	Tiffany Woosley (284-348)	1991-95
	.816	Tanya Haave (279-342)	1980-84
7.	.808	Taber Spani (160-198)	2009-13
8.	.802	Jill Rankin (138-172)	1979-80
9.	.797	Jody Adams (141-177)	1989-93
10.	**.796**	**Ariel Massengale (203-255)**	**2011-**
11.	.795	Abby Conklin (174-219)	1993-97

SINGLE SEASON LEADERS

FREE THROWS MADE

	FTM	Player	Season
1.	201	Candace Parker	2007-08
2.	166	Candace Parker	2006-07
	166	Chamique Holdsclaw	1997-98
4.	165	Tamika Catchings	1997-98
5.	159	Candace Parker	2005-06
6.	155	Semeka Randall	1997-98
7.	147	Dana Johnson	1994-95
8.	145	Cindy Noble	1979-80
9.	138	Jill Rankin	1979-80
	138	Glory Johnson	2011-12

BY CLASS

Freshman:	165	Tamika Catchings	1997-98
Sophomore:	166	Candace Parker	2006-07
Junior:	201	Candace Parker	2007-08
Senior:	147	Dana Johnson	1994-95

FREE THROW PERCENTAGE (MIN. 50 ATTEMPTS)

	FT%	Player	Season
1.	.957	Shanna Zolman (88-92)	2003-04
2.	.944	Shanna Zolman (85-90)	2005-06
3.	.900	Sidney Spencer (54-60)	2006-07
4.	.892	Shanna Zolman (58-65)	2002-03
5.	.884	Kara Lawson (99-112)	2002-03
6.	.880	Tiffany Woosley (110-125)	1993-94
7.	.879	Latina Davis (51-58)	1993-94
8.	.864	Cindy Brogdon (102-118)	1977-78
9.	.862	Shanna Zolman (75-87)	2004-05
10.	.857	Kara Lawson (60-70)	2000-01

SINGLE GAME LEADERS

FREE THROWS MADE

	FTM	Player	Date	Opponent
1.	17	Candace Parker	12/13/07	Middle Tennessee
	17	Bridgette Gordon	3/25/89	Long Beach State
3.	16	Shelia Collins	1/25/85	at Old Dominion
4.	15	Chamique Holdsclaw	2/12/98	at Memphis
	15	Shelia Collins	2/27/85	LSU
6.	14	Shelia Collins	3/25/84	Georgia
7.	13	Chamique Holdsclaw	3/23/98	North Carolina
	13	Tonya Edwards	3/24/90	Virginia
	13	Bridgette Gordon	3/6/89	Auburn
	13	Gail Dobson	3/1/75	Union (Tenn.)
	13	Gail Dobson	2/14/75	Appalachian State

YEAR-BY-YEAR LEADERS (BY PCT./MIN. 50 ATT.)

Year	Leader	G	FTM-FTA	FT%
1975-76	Lisa McGill	14	37-56	.660
1976-77	Patricia Roberts	33	131-175	.748
1977-78	Cindy Brogdon	31	102-118	.864
1978-79	Debbie Groover	39	111-134	.820
1979-80	Jill Rankin	38	138-172	.802
1980-81	Mary Ostrowski	29	84-115	.730
1981-82	Tanya Haave	32	52-63	.825
1982-83	Tanya Haave	33	110-131	.840
1983-84	Tanya Haave	33	88-113	.779
1984-85	Dawn Marsh	32	71-83	.855
1985-86	Dawn Marsh	34	43-63	.683
1986-87	Tonya Edwards	34	89-114	.781
1987-88	Dawn Marsh	34	52-61	.852
1988-89	Tonya Edwards	20	59-74	.797
1989-90	Jody Adams	33	54-65	.831
1990-91	Jody Adams	35	60-78	.769
1991-92	Tiffany Woosley	31	73-92	.793
1992-93	Tiffany Woosley	32	86-104	.827
1993-94	Tiffany Woosley	33	110-125	.880
1994-95	Pashen Thompson	24	52-62	.839
1995-96	Michelle Marciniak	36	101-127	.795
1996-97	Laurie Milligan	22	59-68	.868
1997-98	Kellie Jolly	39	59-70	.843
1998-99	Tamika Catchings	34	134-173	.775
1999-00	Kara Lawson	37	89-109	.817
2000-01	Kara Lawson	34	60-70	.857
2001-02	Kara Lawson	34	96-115	.835
2002-03	Shanna Zolman	38	58-65	.892
2003-04	Shanna Zolman	35	88-92	.957
2004-05	Shanna Zolman	35	75-87	.862
2005-06	Shanna Zolman	36	85-90	.944
2006-07	Sidney Spencer	37	54-60	.900
2007-08	Shannon Bobbitt	38	51-63	.810
2008-09	Shekinna Stricklen	32	86-113	.761
2009-10	Shekinna Stricklen	35	84-102	.824
2010-11	Taber Spani	37	44-55	.800
2011-12	**Ariel Massengale**	**33**	**66-85**	**.776**
2012-13	Taber Spani	35	65-76	.855
2013-14	**Ariel Massengale**	**19**	**67-80**	**.838**

REBOUNDING RECORDS

TEAM RECORDS

MOST REBOUNDS

Game:	76	vs. Tennessee State	2/27/88
Season:	1,811	1978-79	39 games

MOST REBOUNDS PER GAME

Season:	46.9	1992-93	1,501 in 32 games

INDIVIDUAL RECORDS

MOST REBOUNDS

Game:	24	Patricia Roberts	vs. Anderson J.C.	2/19/77
Season:	467	Patricia Roberts	1996-97	33 games
Career:	1,295	Chamique Holdsclaw	1995-99	148 games

MOST REBOUNDS PER GAME

Season:	14.2	Patricia Roberts	1976-77	467 in 33 games
Career:	14.2	Patricia Roberts	1976-77	467 in 33 games

CAREER LEADERS

TOTAL REBOUNDS

	Reb.	Player	Seasons
1.	1,295	Chamique Holdsclaw	1995-99
2.	1,218	Glory Johnson	2008-12
3.	1,043	Sheila Frost	1985-89
4.	1,004	Tamika Catchings	1997-01
5.	994	Mary Ostrowski	1980-84
6.	972	Candace Parker	2005-08
7.	957	Debbie Groover	1977-81
8.	940	Shyra Ely	2001-05
9.	915	Bridgette Gordon	1985-89
10.	914	Nicky Anosike	2004-08

REBOUNDS PER GAME

	RPG	Player	Seasons
1.	14.2	Patricia Roberts	1976-77
2.	8.8	Candace Parker	2005-08
	8.8	Chamique Holdsclaw	1995-99
4.	8.6	Glory Johnson	2008-12
5.	8.2	Daedra Charles	1988-91
6.	8.0	Mary Ostrowski	1980-84
7.	7.9	Tamika Catchings	1997-01
8.	7.7	Karla Horton	1984-87
9.	7.6	Sheila Frost	1985-89
10.	**7.4**	**Bashaara Graves**	**2012-**
11.	7.3	Jill Rankin	1979-80

SINGLE SEASON LEADERS

TOTAL REBOUNDS

	Reb.	Player	Season
1.	467	Patricia Roberts	1976-77
2.	367	Chamique Holdsclaw	1996-97
3.	359	Glory Johnson	2010-11
4.	355	Glory Johnson	2011-12
5.	352	Candace Parker	2006-07
6.	338	Debbie Groover	1978-79
7.	328	Chamique Holdsclaw	1997-98
8.	**326**	**Isabelle Harrison**	**2013-14**
	326	Chamique Holdsclaw	1995-96
10.	322	Candace Parker	2007-08
	322	Daedra Charles	1990-91

BY CLASS

Freshman:	326	Chamique Holdsclaw	1995-96
Sophomore:	367	Chamique Holdsclaw	1996-97
Junior:	359	Glory Johnson	2010-11
Senior:	467	Patricia Roberts	1976-77

REBOUNDS PER GAME

	RPG	Player	Season
1.	14.2	Patricia Roberts	1976-77
2.	9.9	Glory Johnson	2011-12
3.	9.8	Candace Parker	2006-07
4.	9.7	Glory Johnson	2010-11
5.	9.4	Chamique Holdsclaw	1996-97
	9.4	Lisa Harrison	1992-93
	9.4	Sheila Frost	1985-86
	9.4	Shelia Collins	1984-85
9.	**9.3**	**Isabelle Harrison**	**2013-14**
10.	9.2	Karla Horton	1985-86
	9.2	Daedra Charles	1990-91

SINGLE GAME LEADERS

	Reb.	Player	Date	Opponent
1.	24	Patricia Roberts	2/19/77	Anderson J.C.
2.	22	Daedra Charles	3/16/91	Southwest Mo. St.
	22	Karla Horton	11/24/85	East Carolina
4.	21	Glory Johnson	3/19/12	DePaul
5.	20	Sheila Frost	12/20/87	Northern Illinois
	20	Debbie Groover	1/27/79	Valdosta State
	20	Cindy Brogdon	2/12/78	at Kentucky
	20	Patricia Roberts	3/10/77	Clemson
	20	Patricia Roberts	3/3/77	Middle Tenn. State
	20	Patricia Roberts	2/12/77	at Eastern Kentucky
	20	Patricia Roberts	11/13/76	Kentucky

YEAR-BY-YEAR LEADERS

Year	Leader	G	Reb.-Avg
1975-76	Sue Thomas	14	115-8.2
1976-77	Patricia Roberts	33	467-14.2
1977-78	Cindy Brogdon	31	238-7.6
1978-79	Debbie Groover	39	338-8.7
1979-80	Cindy Noble	38	288-7.6
1980-81	Cindy Noble	31	227-7.3
1981-82	Mary Ostrowski	32	273-8.5
1982-83	Mary Ostrowski	33	250-7.6
1983-84	Mary Ostrowski	31	268-8.6
1984-85	Shelia Collins	31	290-9.4
1985-86	Sheila Frost	33	309-9.4
1986-87	Bridgette Gordon	34	232-6.8
1987-88	Sheila Frost	34	269-7.9
1988-89	Bridgette Gordon	36	251-7.0
1989-90	Daedra Charles	33	287-8.7
1990-91	Daedra Charles	35	322-9.2
1991-92	Peggy Evans	31	201-6.5
1992-93	Lisa Harrison	32	300-9.4
1993-94	Dana Johnson	33	241-7.3
1994-95	Dana Johnson	37	289-7.8
1995-96	Chamique Holdsclaw	36	326-9.1
1996-97	Chamique Holdsclaw	39	367-9.4
1997-98	Chamique Holdsclaw	39	328-8.4
1998-99	Chamique Holdsclaw	34	274-8.1
1999-00	Tamika Catchings	37	292-7.9
2000-01	Tamika Catchings	17	150-8.8
2001-02	Michelle Snow	33	214-6.5
2002-03	Shyra Ely	36	238-6.6
2003-04	Shyra Ely	35	279-8.0
2004-05	Shyra Ely	35	246-7.0
2005-06	Candace Parker	36	298-8.3
2006-07	Candace Parker	36	352-9.8
2007-08	Candace Parker	38	322-8.5
2008-09	Glory Johnson	33	236-7.2
2009-10	Glory Johnson	35	268-7.7
	Kelley Cain	33	254-7.7
2010-11	Glory Johnson	37	359-9.7
2011-12	Glory Johnson	36	355-9.9
2012-13	**Bashaara Graves**	**35**	**281-8.0**
2013-14	**Isabelle Harrison**	**35**	**326-9.3**

ASSIST RECORDS

TEAM RECORDS

MOST ASSISTS

Game:	41	@ Hawaii Pacific	12/20/85
Season:	715	1979-80	38 games

MOST ASSISTS PER GAME

Season:	19.6	1985-86	665 in 34 games
		1980-81	608 in 31 games

INDIVIDUAL RECORDS

MOST ASSISTS

Game:	18	Dawn Marsh	vs. Georgia	3/6/88
Season:	243	Dawn Marsh	1987-88	34 games
Career:	755	Dawn Marsh	1984-88	132 games

MOST ASSISTS PER GAME

Season:	7.1	Dawn Marsh	1987-88	243 in 34 games
Career:	5.7	Dawn Marsh	1984-88	755 in 132 games

CAREER LEADERS

TOTAL ASSISTS

	Asst	Player	Seasons
1.	755	Dawn Marsh	1984-88
2.	673	Holly Warlick	1976-80
3.	587	Lea Henry	1979-83
4.	503	Alexis Hornbuckle	2004-08
5.	456	Kara Lawson	1999-03
6.	452	Kellie Jolly	1995-99
7.	449	Michelle Marciniak	1993-96
8.	439	Dena Head	1988-92
9.	**430**	**Ariel Massengale**	**2011-**
10.	429	Kristen Clement	1997-01

ASSISTS PER GAME

	Asst	Player	Seasons
1.	5.7	Dawn Marsh	1984-88
2.	**4.9**	**Ariel Massengale**	**2011-**
3.	4.8	Holly Warlick	1976-80
4.	4.4	Lea Henry	1979-83
5.	4.3	Michelle Marciniak	1993-96
6.	3.7	Cindy Brogdon	1978-79
7.	3.64	Alexis Hornbuckle	2004-08
8.	3.58	Loree Moore	2001-05
9.	3.4	Kellie Jolly	1995-99
	3.4	Shekinna Stricklen	2008-12

SINGLE SEASON LEADERS

TOTAL ASSISTS

	Asst.	Player	Season
1.	243	Dawn Marsh	1987-88
2.	225	Holly Warlick	1979-80
3.	204	Michelle Marciniak	1994-95
4.	193	Dawn Marsh	1986-87
5.	192	Dawn Marsh	1985-86
6.	181	Holly Warlick	1978-79
7.	165	Lea Henry	1980-81
8.	**162**	**Ariel Massengale**	**2011-12**
9.	**158**	**Ariel Massengale**	**2012-13**
	158	Lea Henry	1981-82

BY CLASS

Freshman:	**162**	**Ariel Massengale**	**2011-12**
Sophomore:	192	Dawn Marsh	1985-86
Junior:	204	Michelle Marciniak	1994-95
Senior:	243	Dawn Marsh	1987-88

ASSISTS PER GAME

	APG	Player	Season
1.	7.1	Dawn Marsh	1987-88
2.	6.0	Dawn Marsh	1986-87
3.	5.9	Holly Warlick	1979-80
4.	**5.8**	**Ariel Massengale**	**2013-14**
5.	5.7	Michelle Marciniak	1994-95
6.	5.6	Dawn Marsh	1985-86
7.	5.3	Lea Henry	1980-81
8.	5.0	Holly Warlick	1977-78
9.	**4.9**	**Ariel Massengale**	**2011-12**
	4.9	Lea Henry	1981-82

SINGLE GAME LEADERS

ASSISTS

	Asst	Player	Date	Opponent
1.	18	Dawn Marsh	3/6/88	Georgia
2.	14	Holly Warlick	2/12/78	Memphis State
3.	**13**	**Ariel Massengale**	**11/28/13**	**Virginia**
	13	Shannon Bobbitt	12/16/07	Gonzaga
	13	Dawn Marsh	1/11/87	Kentucky
6.	**12**	**Ariel Massengale**	**1/2/14**	**LSU**
	12	**Ariel Massengale**	**1/15/12**	**Vanderbilt**
	12	Shekinna Stricklen	1/3/10	Oklahoma
	12	Michelle Marciniak	2/25/95	Georgia
	12	Dawn Marsh	1/17/88	Vanderbilt
	12	Dawn Marsh	3/20/86	Georgia
	12	Lea Henry	2/28/82	Kentucky
	12	Holly Warlick	3/5/80	Clemson

YEAR-BY-YEAR LEADERS

Year	Leader	G	Assts-Avg
1975-76	Suzanne Barbre	14	55-3.9
1976-77	Suzanne Barbre	33	126-3.8
1977-78	Holly Warlick	31	155-5.0
1978-79	Holly Warlick	39	181-4.6
1979-80	Holly Warlick	38	225-5.9
1980-81	Lea Henry	31	165-5.3
1981-82	Lea Henry	32	158-4.9
1982-83	Lea Henry	33	145-4.4
1983-84	Pat Hatmaker	33	124-3.8
1984-85	Dawn Marsh	32	127-4.0
1985-86	Dawn Marsh	34	192-5.6
1986-87	Dawn Marsh	32	193-6.0
1987-88	Dawn Marsh	34	243-7.1
1988-89	Melissa McCray	37	133-3.6
1989-90	Dena Head	33	126-3.8
1990-91	Dena Head	35	125-3.6
1991-92	Jody Adams	31	82-2.6
1992-93	Tiffany Woosley	32	93-2.9
1993-94	Tiffany Woosley	33	106-3.2
1994-95	Michelle Marciniak	36	204-5.7
1995-96	Michelle Marciniak	36	152-4.2
1996-97	Laurie Milligan	22	98-4.5
1997-98	Kellie Jolly	39	148-3.8
1998-99	Kellie Jolly	34	141-4.1
1999-00	Kristen Clement	36	126-3.5
2000-01	Kara Lawson	34	113-3.3
2001-02	Loree Moore	34	133-3.9
2002-03	Kara Lawson	38	151-4.0
2003-04	Tasha Butts	35	99-2.8
2004-05	Alexis Hornbuckle	35	110-3.1
2005-06	Shanna Zolman	36	114-3.2
2006-07	Alexis Hornbuckle	37	146-3.9
2007-08	Alexis Hornbuckle	37	134-3.6
2008-09	Shekinna Stricklen	32	95-3.0
2009-10	Shekinna Stricklen	35	135-3.9
2010-11	Meighan Simmons	37	104-2.8
2011-12	**Ariel Massengale**	**33**	**162-4.9**
2012-13	**Ariel Massengale**	**35**	**158-4.5**
2013-14	**Ariel Massengale**	**19**	**110-5.8**

BLOCK RECORDS

TEAM RECORDS

MOST BLOCKS

Game:	15	vs. Kentucky	2/25/10
Season:	228	1997-98	39 games

MOST BLOCKS PER GAME

Season:	6.5	2009-10	226 in 35 games

INDIVIDUAL RECORDS

MOST BLOCKS

Game:	12	Kelley Cain	vs. LSU	2/22/10
Season:	113	Kelley Cain	2009-10	33 games
Career:	275	Candace Parker	2005-08	110 games

MOST BLOCKS PER GAME

Season:	3.4	Kelley Cain	2009-10	113 in 33 games
Career:	2.5	Candace Parker	2005-08	275 in 110 games

CAREER LEADERS

TOTAL BLOCKS

	Blks.	Player	Seasons
1.	275	Candace Parker	2005-08
2.	249	Sheila Frost	1985-89
3.	228	Kelley Cain	2008-11
4.	200	Ashley Robinson	2000-04
5.	194	Michelle Snow	1999-02
6.	161	Nicky Anosike	2004-08
7.	136	Tamika Catchings	1997-01
8.	135	Teresa Geter	1997-99
9.	111	Chamique Holdsclaw	1995-99
10.	**105**	**Isabelle Harrison**	**2011-**

BLOCKS PER GAME

	BPG	Player	Seasons
1.	2.50	Candace Parker	2005-08
2.	2.48	Kelley Cain	2008-11
3.	2.01	Teresa Geter	1997-99
4.	1.80	Sheila Frost	1985-89
5.	1.52	Ashley Robinson	2000-04
6.	1.42	Michelle Snow	1998-02
7.	**1.15**	**Isabelle Harrison**	**2011-**
8.	**1.14**	**Mercedes Russell**	**2013-**
9.	1.10	Nicky Anosike	2004-08
10.	1.07	Tamika Catchings	1997-01
11.	0.85	Vicki Baugh	2007-12
12.	0.75	Chamique Holdsclaw	1995-99

SINGLE SEASON LEADERS

TOTAL BLOCKS

	Blks.	Player	Season
1.	113	Kelley Cain	2009-10
2.	99	Candace Parker	2006-07
3.	90	Candace Parker	2007-08
	90	Teresa Geter	1997-98
5.	86	Candace Parker	2005-06
6.	77	Sheila Frost	1985-86
7.	70	Ashley Robinson	2003-04
8.	66	Kelley Cain	2010-11
9.	63	Ashley Robinson	2002-03
10.	60	Sheila Frost	1987-88

BY CLASS

Freshman:	90	Teresa Geter	1997-98
Sophomore:	113	Kelley Cain	2009-10
Junior:	90	Candace Parker	2007-08
Senior:	70	Ashley Robinson	2003-04

BLOCKS PER GAME

	BPG	Player	Season
1.	3.424	Kelley Cain	2009-10
2.	2.750	Candace Parker	2006-07
3.	2.389	Candace Parker	2005-06
4.	2.368	Candace Parker	2007-08
5.	2.333	Sheila Frost	1985-86
6.	2.308	Teresa Geter	1997-98
7.	**2.080**	**Isabelle Harrison**	**2012-13**
8.	2.063	Kelley Cain	2010-11
9.	2.000	Ashley Robinson	2003-04
10.	1.765	Sheila Frost	1987-88

SINGLE GAME LEADERS

BLOCKS

	Blks.	Player	Date	Opponent
1.	12	Kelley Cain	2/22/10	LSU
2.	8	Kelley Cain	2/4/10	Arkansas
	8	Ashley Robinson	12/11/03	Rutgers
4.	**7**	**Isabelle Harrison**	**1/3/13**	**at South Carolina**
	7	Kelley Cain	2/25/10	Kentucky
	7	Kelley Cain	2/14/10	Florida
	7	Kelley Cain	3/5/09	Alabama
	7	Candace Parker	11/28/06	at Louisiana Tech
	7	Candace Parker	11/24/05	Michigan State
	7	Michelle Snow	3/31/00	Rutgers
	7	Cindy Noble	3/21/81	Illinois State

YEAR-BY-YEAR LEADERS

Year	Leader	G	Blocks-Avg
1980-81	Cindy Noble	31	47-1.5
1981-82	Shelia Collins	29	30-1.0
1982-83	Karen Morton	21	16-0.8
1983-84	Mary Ostrowski	31	21-0.7
1984-85	Valerie Freeman	25	28-1.1
1985-86	Sheila Frost	33	77-2.3
1986-87	Sheila Frost	34	56-1.6
1987-88	Sheila Frost	34	60-1.8
1988-89	Sheila Frost	37	56-1.5
1989-90	Daedra Charles	33	36-1.1
1990-91	Daedra Charles	35	39-1.1
1991-92	Dana Johnson	31	21-0.7
1992-93	Vonda Ward	32	38-1.2
1993-94	Vonda Ward	32	36-1.1
1994-95	Tiffani Johnson	37	39-1.1
1995-96	Abby Conklin	35	32-0.9
1996-97	Chamique Holdsclaw	39	35-0.9
1997-98	Teresa Geter	39	90-2.3
1998-99	Michelle Snow	34	46-1.4
1999-00	Michelle Snow	37	47-1.3
2000-01	Ashley Robinson	34	51-1.5
2001-02	Michelle Snow	33	55-1.7
2002-03	Ashley Robinson	37	63-1.7
2003-04	Ashley Robinson	35	70-2.0
2004-05	Nicky Anosike	35	33-0.9
2005-06	Candace Parker	36	86-2.4
2006-07	Candace Parker	36	99-2.8
2007-08	Candace Parker	38	90-2.4
2008-09	Kelley Cain	27	49-1.8
2009-10	Kelley Cain	33	113-3.4
2010-11	Kelley Cain	32	66-2.1
2011-12	Glory Johnson	36	41-1.1
2012-13	**Isabelle Harrison**	**25**	**52-2.1**
2013-14	**Mercedes Russell**	**35**	**40-1.1**

STEAL RECORDS

TEAM RECORDS

MOST STEALS

Game:	38	vs. Hawaii Pacific	12/20/85
Season:	567	1997-98	39 games
		1978-79	38 games

MOST STEALS PER GAME

Season:	14.5	1997-98	567 in 39 games
	14.5	1978-79	567 in 39 games

INDIVIDUAL RECORDS

MOST STEALS

Game:	11	Michelle Marciniak	at Kentucky	1/14/96
Season:	141	Holly Warlick	1978-79	39 games
Career:	373	Alexis Hornbuckle	2004-08	138 games

MOST STEALS PER GAME

Season:	3.65	Shelia Collins	1984-85	113 in 31 games
Career:	3.25	Holly Warlick	1976-80	*250 in 77 games

**Complete records for Holly Warlick's first two seasons are unavailable.*

CAREER LEADERS

TOTAL STEALS

	Stls.	Player	Seasons
1.	373	Alexis Hornbuckle	2004-08
2.	336	Bridgette Gordon	1985-89
3.	311	Tamika Catchings	1997-01
4.	305	Chamique Holdsclaw	1995-99
5.	289	Nikki McCray	1991-95
6.	286	Semeka Randall	1997-01
7.	280	Loree Moore	2001-05
8.	278	Shelia Collins	1981-85
9.	250	Holly Warlick	1976-80
10.	234	Michelle Marciniak	1993-96

STEALS PER GAME

	SPG	Player	Seasons
1.	3.247	Holly Warlick	1976-80
2.	2.703	Alexis Hornbuckle	2004-08
3.	2.673	Shelia Collins	1981-85
4.	2.453	Bridgette Gordon	1985-89
5.	2.449	Tamika Catchings	1997-01
6.	2.373	Loree Moore	2001-05
7.	2.276	Nikki McCray	1991-95
8.	2.167	Michelle Marciniak	1993-96
9.	2.061	Chamique Holdsclaw	1995-99
10.	2.043	Semeka Randall	1997-01

SINGLE SEASON LEADERS

TOTAL STEALS

	Stls.	Player	Season
1.	141	Holly Warlick	1978-79
2.	114	Alexis Hornbuckle	2006-07
3.	113	Shelia Collins	1984-85
4.	110	Chamique Holdsclaw	1997-98
5.	109	Holly Warlick	1979-80
6.	105	Bridgette Gordon	1988-89
7.	104	Alexis Hornbuckle	2007-08
8.	102	Semeka Randall	1997-98
9.	101	Michelle Marciniak	1995-96
10.	100	Tamika Catchings	1997-98

BY CLASS

Freshman:	102	Semeka Randall	1997-98
Sophomore:	97	Loree Moore	2002-03
Junior:	141	Holly Warlick	1978-89
Senior:	113	Sheila Collins	1984-85

STEALS PER GAME

	SPG	Player	Season
1.	3.645	Shelia Collins	1984-85
2.	3.615	Holly Warlick	1978-79
3.	3.081	Alexis Hornbuckle	2006-07
4.	2.917	Bridgette Gordon	1988-89
5.	2.868	Holly Warlick	1979-80
6.	2.821	Chamique Holdsclaw	1997-98
7.	2.811	Alexis Hornbuckle	2007-08
8.	2.806	Michelle Marciniak	1995-96
9.	2.684	Semeka Randall	1997-98
10.	2.564	Tamika Catchings	1997-98

SINGLE GAME LEADERS

	Stls.	Player	Date	Opponent
1.	11	Michelle Marciniak	1/14/1996	at Kentucky
2.	10	Shelia Collins	2/8/1985	at Florida State
3.	9	Holly Warlick	1/24/1979	at LSU
4.	8	Alexis Hornbuckle	3/25/2008	at Purdue
	8	Alberta Auguste	11/28/2006	at Louisiana Tech
	8	Loree Moore	11/19/2004	at Chattanooga
	8	Tamika Catchings	2/16/1999	Memphis
	8	Nikki McCray	2/12/1995	Vanderbilt
	8	Nikki McCray	1/20/1994	Virginia Tech
	8	Nikki McCray	1/7/1994	at Notre Dame
	8	Nikki McCray	12/9/1992	UNC-Charlotte
	8	Nikki McCray	2/19/1992	at Memphis State

YEAR-BY-YEAR LEADERS

Year	Leader	G	Stls.-Avg
1978-79	Holly Warlick	39	141-3.6
1979-80	Holly Warlick	38	109-2.9
1980-81	Lea Henry	31	50-1.6
1981-82	Shelia Collins	29	72-2.5
1982-83	Lea Henry	33	70-2.1
1983-84	Shelia Collins	33	84-2.5
1984-85	Shelia Collins	31	113-3.6
1985-86	Bridgette Gordon	34	75-2.2
1986-87	Bridgette Gordon	34	80-2.4
1987-88	Tonya Edwards	34	78-2.3
1988-89	Bridgette Gordon	36	105-2.9
1989-90	Tonya Edwards	33	56-1.7
1990-91	Daedra Charles	35	72-2.1
1991-92	Peggy Evans	31	60-1.9
	Dena Head	30	60-2.0
	Nikki McCray	31	60-1.9
1992-93	Nikki McCray	32	86-2.7
1993-94	Nikki McCray	33	80-2.4
1994-95	Michelle Marciniak	36	83-2.3
1995-96	Michelle Marciniak	36	101-2.8
1996-97	Chamique Holdsclaw	39	93-2.4
1997-98	Chamique Holdsclaw	39	110-2.8
1998-99	Tamika Catchings	34	88-2.6
1999-00	Tamika Catchings	37	92-2.5
2000-01	Semeka Randall	32	52-1.6
2001-02	Loree Moore	34	80-2.4
2002-03	Loree Moore	38	97-2.6
2003-04	Loree Moore	17	48-2.8
2004-05	Alexis Hornbuckle	35	64-1.8
2005-06	Alexis Hornbuckle	29	91-3.1
2006-07	Alexis Hornbuckle	37	114-3.1
2007-08	Alexis Hornbuckle	37	104-2.8
2008-09	Shekinna Stricklen	32	58-1.8
2009-10	Glory Johnson	35	45-1.3
2010-11	Glory Johnson	37	50-1.4
2011-12	**Ariel Massengale**	**33**	**45-1.4**
	Glory Johnson	36	49-1.4
2012-13	Kamiko Williams	35	57-1.6
2013-14	**Andraya Carter**	**35**	**56-1.6**

YEAR-BY-YEAR STATISTICAL LEADERS

SCORING

Year	Leader	Games	Pts-Avg.
1975-76	Sue Thomas	14	250-17.8
1976-77	Patricia Roberts	33	987-29.9
1977-78	Cindy Brogdon	31	674-21.7
1978-79	Cindy Brogdon	39	784-20.1
1979-80	Jill Rankin	38	730-19.2
1980-81	Cindy Noble	31	450-14.5
1981-82	Mary Ostrowski	32	458-14.3
1982-83	Tanya Haave	33	614-18.6
1983-84	Mary Ostrowski	31	493-15.9
1984-85	Shelia Collins	31	563-18.2
1985-86	Bridgette Gordon	34	481-14.1
1986-87	Bridgette Gordon	34	559-16.4
1987-88	Bridgette Gordon	33	687-20.8
1988-89	Bridgette Gordon	36	735-20.4
1989-90	Daedra Charles	33	525-15.9
1990-91	Daedra Charles	35	607-17.3
1991-92	Peggy Evans	31	458-14.8
1992-93	Lisa Harrison	32	447-14.0
1993-94	Nikki McCray	33	537-16.3
1994-95	Dana Johnson	37	577-15.6
1995-96	Chamique Holdsclaw	36	583-16.2
1996-97	Chamique Holdsclaw	39	803-20.6
1997-98	Chamique Holdsclaw	39	915-23.5
1998-99	Chamique Holdsclaw	34	724-21.3
1999-00	Tamika Catchings	37	580-15.7
2000-01	Tamika Catchings	17	259-15.2
2001-02	Kara Lawson	34	512-15.1
2002-03	Gwen Jackson	38	612-16.1
2003-04	Shyra Ely	35	508-14.5
2004-05	Shyra Ely	35	503-14.4
2005-06	Candace Parker	36	622-17.3
2006-07	Candace Parker	36	706-19.6
2007-08	Candace Parker	38	809-21.3
2008-09	Shekinna Stricklen	32	424-13.3
2009-10	Angie Bjorklund	35	487-13.9
2010-11	Meighan Simmons	37	500-13.5
2011-12	Shekinna Stricklen	35	539-15.4
2012-13	Meighan Simmons	35	589-16.8
2013-14	Meighan Simmons	35	577-16.5

REBOUNDING

Year	Leader	Games	Rbs-Avg.
1975-76	Sue Thomas	14	115-8.2
1976-77	Patricia Roberts	33	467-14.2
1977-78	Cindy Brogdon	31	238-7.6
1978-79	Debbie Groover	39	338-8.7
1979-80	Cindy Noble	38	288-7.6
1980-81	Cindy Noble	31	227-7.3
1981-82	Mary Ostrowski	32	273-8.5
1982-83	Mary Ostrowski	33	250-7.6
1983-84	Mary Ostrowski	31	268-8.6
1984-85	Shelia Collins	31	290-9.4
1985-86	Sheila Frost	33	309-9.4
1986-87	Bridgette Gordon	34	232-6.8
1987-88	Sheila Frost	34	269-7.9
1988-89	Bridgette Gordon	36	251-7.0
1989-90	Daedra Charles	33	287-8.7
1990-91	Daedra Charles	35	322-9.2
1991-92	Peggy Evans	31	201-6.5
1992-93	Lisa Harrison	32	300-9.4
1993-94	Dana Johnson	33	241-7.3
1994-95	Dana Johnson	37	289-7.8
1995-96	Chamique Holdsclaw	36	326-9.1
1996-97	Chamique Holdsclaw	39	367-9.4
1997-98	Chamique Holdsclaw	39	328-8.4
1998-99	Chamique Holdsclaw	34	274-8.1
1999-00	Tamika Catchings	37	292-7.9
2000-01	Tamika Catchings	17	150-8.8
2001-02	Michelle Snow	33	214-6.5
2002-03	Shyra Ely	36	238-6.6
2003-04	Shyra Ely	35	279-8.0
2004-05	Shyra Ely	35	246-7.0
2005-06	Candace Parker	36	298-8.3
2006-07	Candace Parker	36	352-9.8
2007-08	Candace Parker	38	322-8.5
2008-09	Glory Johnson	33	236-7.2
2009-10	Kelley Cain	33	254-7.7
2010-11	Glory Johnson	37	359-9.7
2011-12	Glory Johnson	36	355-9.9
2012-13	**Bashaara Graves**	**35**	**281-8.0**
2013-14	**Isabelle Harrison**	**35**	**326-9.3**

FIELD GOAL PERCENTAGE

(min. 60 attempts)

Year	Leader	Games	FGM-FGA	Pct.
1975-76	Marcie Garner	12	36-66	.545
1976-77	Patricia Roberts	33	428-662	.647
1977-78	Suzanne Barbre	31	209-414	.504
1978-79	Cindy Noble	34	170-292	.582
1979-80	Cindy Noble	38	266-392	.678
1980-81	Cindy Noble	31	178-298	.597
1981-82	Paula Towns	31	184-321	.573
1982-83	Lynne Collins	30	79-130	.608
1983-84	Mary Ostrowski	31	194-376	.516
1984-85	Lisa Webb	16	79-156	.506
1985-86	Sheila Frost	33	181-312	.580
1986-87	Sheila Frost	34	161-273	.590
1987-88	Sheila Frost	34	208-338	.615
1988-89	Kelli Casteel	31	44-63	.698
1989-90	Daedra Charles	33	212-385	.551
1990-91	Daedra Charles	35	243-434	.560
1991-92	Peggy Evans	31	186-350	.531
1992-93	Dana Johnson	32	143-268	.534
1993-94	Dana Johnson	33	173-317	.546
1994-95	Dana Johnson	37	215-350	.614
1995-96	Pashen Thompson	35	106-201	.527
1996-97	Tiffani Johnson	38	143-269	.532
1997-98	Teresa Geter	39	98-179	.547
1998-99	Michelle Snow	34	117-195	.600
1999-00	Michelle Snow	37	181-326	.555
2000-01	Michelle Snow	33	143-250	.572
2001-02	Michelle Muñoz	27	36-62	.581
2002-03	Courtney McDaniel	36	57-96	.594
2003-04	Ashley Robinson	35	120-247	.486
2004-05	Tye'sha Fluker	33	101-219	.461
2005-06	Sybil Dosty	35	40-65	.615
2006-07	Candace Parker	36	267-505	.529
2007-08	Vicki Baugh	38	79-143	.552
2008-09	Kelley Cain	27	97-157	.618
2009-10	Kelley Cain	33	148-244	.607
2010-11	Kelley Cain	32	98-165	.594
2011-12	Vicki Baugh	35	105-182	.577
2012-13	**Bashaara Graves**	**35**	**165-316**	**.522**
2013-14	**Mercedes Russell**	**35**	**93-156**	**.596**

FREE THROW PERCENTAGE

(min. 50 attempts)

Year	Leader	Games	FTM-FTA	Pct.
1975-76	Lisa McGill	14	37-56	.660
1976-77	Patricia Roberts	33	131-175	.748
1977-78	Cindy Brogdon	31	102-118	.864
1978-79	Debbie Groover	39	111-134	.820
1979-80	Jill Rankin	38	138-172	.802
1980-81	Mary Ostrowski	29	84-115	.730
1981-82	Tanya Haave	32	52-63	.825
1982-83	Tanya Haave	33	110-131	.840
1983-84	Tanya Haave	33	88-113	.779
1984-85	Dawn Marsh	32	71-83	.855
1985-86	Dawn Marsh	34	43-63	.683
1986-87	Tonya Edwards	34	89-114	.781
1987-88	Dawn Marsh	34	52-61	.852
1988-89	Tonya Edwards	20	59-74	.797
1989-90	Jody Adams	33	54-65	.831
1990-91	Jody Adams	35	60-78	.769
1991-92	Tiffany Woosley	31	73-92	.793
1992-93	Tiffany Woosley	32	86-104	.827
1993-94	Tiffany Woosley	33	110-125	.880
1994-95	Pashen Thompson	24	52-62	.839
1995-96	Michelle Marciniak	36	101-127	.795
1996-97	Laurie Milligan	22	59-68	.868
1997-98	Kellie Jolly	39	59-70	.843
1998-99	Tamika Catchings	34	134-173	.775
1999-00	Kara Lawson	37	89-109	.817
2000-01	Kara Lawson	34	60-70	.857
2001-02	Kara Lawson	34	96-115	.835
2002-03	Shanna Zolman	38	58-65	.892

YEAR-BY-YEAR STATISTICAL LEADERS

2003-04	Shanna Zolman	35	88-92	.957
2004-05	Shanna Zolman	35	75-87	.862
2005-06	Shanna Zolman	36	85-90	.944
2006-07	Sidney Spencer	37	54-60	.900
2007-08	Shannon Bobbitt	38	51-63	.810
2008-09	Shekinna Stricklen	32	86-113	.761
2009-10	Shekinna Stricklen	35	84-102	.824
2010-11	Taber Spani	37	44-55	.800
2011-12	**Ariel Massengale**	**33**	**66-85**	**.776**
2012-13	Taber Spani	35	65-76	.855
2013-14	**Ariel Massengale**	**19**	**67-80**	**.838**

3-PT. FIELD GOAL PERCENTAGE

(min. 50 attempts after 1988-89)

Year	Leader	3FGM-FGA	Pct.
1988-89	Bridgette Gordon	2-6	.333
1989-90	Jody Adams	27-82	.329
1990-91	Dena Head	25-51	.490
1991-92	Tiffany Woosley	28-69	.406
1992-93	Nikki Caldwell	35-101	.347
1993-94	Tiffany Woosley	46-101	.455
1994-95	Michelle Marciniak	31-102	.304
1995-96	Abby Conklin	38-90	.422
1996-97	Abby Conklin	49-128	.383
1997-98	Kellie Jolly	36-86	.419
1998-99	Kristen Clement	25-65	.385
1999-00	Kara Lawson	79-181	.436
2000-01	Kara Lawson	62-150	.413
2001-02	April McDivitt	29-72	.403
2002-03	Kara Lawson	77-171	.450
2003-04	Shanna Zolman	58-136	.426
2004-05	Shanna Zolman	68-156	.436
2005-06	Sidney Spencer	53-122	.434
2006-07	Shannon Bobbitt	69-167	.413
2007-08	Alexis Hornbuckle	39-92	.424
2008-09	Angie Bjorklund	62-152	.408
2009-10	Angie Bjorklund	102-239	.427
2010-11	Angie Bjorklund	73-162	.451
2011-12	Taber Spani	34-85	.400
2012-13	Taber Spani	48-130	.369
2013-14	**Andraya Carter**	**28-71**	**.394**

ASSISTS

Year	Leader	Games	Assts-Avg.
1975-76	Suzanne Barbre	14	55-3.9
1976-77	Suzanne Barbre	33	126-3.8
1977-78	Holly Warlick	31	155-5.0
1978-79	Holly Warlick	39	181-4.6
1979-80	Holly Warlick	38	225-5.9
1980-81	Lea Henry	31	165-5.3
1981-82	Lea Henry	32	158-4.9
1982-83	Lea Henry	33	145-4.4
1983-84	Pat Hatmaker	33	124-3.8
1984-85	Dawn Marsh	32	127-4.0
1985-86	Dawn Marsh	34	192-5.6
1986-87	Dawn Marsh	32	193-6.0
1987-88	Dawn Marsh	34	243-7.1
1988-89	Melissa McCray	37	133-3.6
1989-90	Dena Head	33	126-3.8
1990-91	Dena Head	35	125-3.6
1991-92	Jody Adams	31	82-2.6
1992-93	Tiffany Woosley	32	93-2.9
1993-94	Tiffany Woosley	33	106-3.2
1994-95	Michelle Marciniak	36	204-5.7
1995-96	Michelle Marciniak	36	152-4.2
1996-97	Laurie Milligan	22	98-4.5
1997-98	Kellie Jolly	39	148-3.8
1998-99	Kellie Jolly	34	141-4.1
1999-00	Kristen Clement	36	126-3.5
2000-01	Kara Lawson	34	113-3.3
2001-02	Loree Moore	34	133-3.9
2002-03	Kara Lawson	38	151-4.0
2003-04	Tasha Butts	35	99-2.8
2004-05	Alexis Hornbuckle	35	110-3.1
2005-06	Shanna Zolman	36	114-3.2
2006-07	Alexis Hornbuckle	37	146-3.9
2007-08	Alexis Hornbuckle	37	134-3.6
2008-09	Shekinna Stricklen	32	95-3.0
2009-10	Shekinna Stricklen	35	135-3.9
2010-11	Meighan Simmons	37	104-2.8
2011-12	**Ariel Massengale**	**33**	**162-4.9**
2012-13	**Ariel Massengale**	**35**	**158-4.5**
2013-14	**Ariel Massengale**	**19**	**110-5.8**

OPPONENT RECORDS

INDIVIDUAL RECORDS

SINGLE GAME

Points	45, Clarissa Davis, Texas at Knoxville, (12/9/87) Peggy Gillom, Ole Miss at Knoxville, (2/4/78)
Field Goals	21, Peggy Gillom, Ole Miss at Knoxville, (2/4/78)
Field Goals Att.	42, Kim Williams, DePaul at Knoxville, (1/28/97)
Field Goal Pct.	1.000 (10-10), Misty Lamb, Vanderbilt at Knoxville, (2/22/90)
3-Point Field Goals	9, Molly Goodenbour, Stanford at Knoxville, (12/21/92)
3-Point Field Goals Attempted	23, Sheila Ethridge, Louisiana Tech at Ruston, La., (2/5/91)
3-Point Field Goal Percentage	1.000 (5-5), (tied) most recently Jillian Danker, Vanderbilt at Knoxville, (2/22/01)
Free Throws	15, (two tied) most recently Chantelle Anderson, Vanderbilt at Knoxville, (2/27/03)
Free Throws Attempted	18, Sha Brooks, Florida at Gainesville, (2/8/09)
Free Throw Percentage	1.000 (15-15), Melissa King, Santa Clara at Santa Clara, Calif., (12/16/91)
Rebounds	21, Linda Street, Memphis State at Martin, Tenn.,(3/3/78)
Assists	14, Cathy Bender, Vanderbilt at Lexington, Ky., (2/26/82)
Blocks	11, Anne Donovan, Old Dominion at Knoxville, (2/14/82)
Steals	8, Lindsey Harding, Duke at Durham, N.C. (1/23/06) 8, Ticha Penicheiro, Old Dominion at Cincinnati, Ohio, (3/30/97) 8, Kim Williams, DePaul at Knoxville, (1/28/97) 8, Tamicha Jackson, Louisiana Tech at Knoxville, (11/14/99) 8 Lauren Simms, South Carolina at Columbia, S.C., (1/15/04)

TEAM RECORDS

SINGLE GAME

Points	102, Auburn at Albany, Ga. (3/6/87) and Louisiana Tech at Greensboro, N.C., (3/23/79)
Field Goals	44, Louisiana Tech at Greensboro, N.C., (3/23/79)
Field Goal Attempts	96, Kentucky at Knoxville, (1/28/78)
Field Goal Percentage	.709 (44-62) Louisiana Tech at Greensboro, N.C., (3/23/79)
3-Point Field Goals	13, Middle Tennessee at Knoxville, (11/26/06) 13, Chattanooga at Knoxville, (11/12/06)
3-Point Field Goal Attempts	36, Missouri at Knoxville, (1/10/13)
3-Point Field Goal Pct.	.833 (5-6), Rutgers at Piscataway, N.J., (1/17/94)
Free Throws	31, (tied three times) most recently Oklahoma at Knoxville, (11/10/02)
Free Throw Attempts	45, Oklahoma at Knoxville, (11/10/02)
Free Throw Pct.	1.000 (20-20) Louisiana State at Knoxville, (2/13/88)
Rebounds	57, North Carolina at Knoxville, (12/2/07)
Assists	29, Louisiana Tech at Greensboro, N.C., (3/23/79)
Turnovers	46, Memphis at Knoxville, (2/16/99)
Blocks	13, Baylor at Memphis, Tenn, (3/27/10)
Steals	20, Florida at Knoxville, Tenn. (2/26/06) 20, Georgia at Athens, Ga., (2/19/84)

MISCELLANEOUS SINGLE GAME RECORDS

MOST POINTS SCORED BY UT

Points	Opponent	Date
1. 136	Puerto Rico-Mayaguez	11/29/02
2. 133	Tennessee-Martin	11/19/99
3. 130	Hawaii Pacific	12/20/85
4. 125	DePaul	1/20/98
5. 124	Tennessee-Martin	2/13/79
6. 119	Mississippi	2/8/01
7. 118	Florida	2/8/80
118	Memphis State	2/19/92
9. 115	Eastern Kentucky	12/19/87
10. 114	Tennessee State	2/17/86

FEWEST POINTS SCORED BY UT

Points	Opponent	Date
1. 44	Notre Dame	1/23/12
2. 46	Louisiana Tech	3/26/82
3. 47	LSU	4/6/08
4. 50	Georgia	1/21/10
5. 51	Rutgers	12/29/04
51	Georgia	1/17/00
51	Long Beach State	12/13/83
8. 52	Stanford	12/19/09
52	Georgia	1/14/07
52	LSU	4/4/04
52	Georgia	2/10/02
52	Connecticut	4/2/00
52	Virginia	3/25/96
52	Texas	12/1/85
52	West Virginia	11/19/83
52	South Carolina	1/23/80

LARGEST MARGIN OF VICTORY

Margin	Opponent	Date
1. 110	Puerto Rico-Mayaguez	11/29/02
2. 92	Hawaii Pacific	12/20/85
3. 82	Florida Atlantic	1/21/92
4. 79	DePaul	1/20/98
5. 75	Eastern Kentucky	12/19/87
6. 74	Memphis	2/16/99
74	North Carolina A&T	3/16/94
74	Florida	2/8/80
9. 73	Stetson	11/26/89
73	Tennessee-Martin	11/19/99

LARGEST MARGIN OF DEFEAT

Margin	Opponent	Date
1. 31	Texas	12/11/84
2. 28	Notre Dame	1/23/12
3. 27	Georgia	1/17/00
4. 24	Connecticut	3/29/02
24	Southern Cal	3/28/86
24	Old Dominion	2/14/83
24	Louisiana Tech	12/15/80
8. 23	Baylor	12/18/12
23	Louisiana Tech	3/26/82
10. 22	Duke	1/23/06
22	Texas	12/1/85

MOST 1ST HALF POINTS SCORED BY UT

Points	Opponent	Date
1. 69	Puerto Rico-Mayaguez	11/29/02
2. 67	Hawaii Pacific	12/20/85
3. 63	Old Dominion	1/3/00
4. 62	Lipscomb	12/29/13
62	Western Carolina	3/20/05
62	Florida Atlantic	1/21/92
7. 61	DePaul	12/17/99
61	Vanderbilt	2/28/98
61	Illinois	11/25/00
10. 60	Tennessee State	2/17/86
60	Florida	2/8/80

FEWEST 1ST HALF POINTS SCORED BY UT

Points	Opponent	Date
1. 13	Rutgers	1/3/09
2. 14	Virginia	3/25/96
3. 15	Vanderbilt	2/13/11
4. 16	Baylor	12/18/12
16	Rutgers	12/29/04
16	Connecticut	1/5/97
16	Kentucky	3/13/81
8. 18	Alabama	2/2/14
18	Notre Dame	1/23/12
18	Stanford	12/19/09
18	Stanford	12/14/03

LARGEST HALFTIME LEAD FOR UT

Points	Opponent	Date
1. 55	Puerto Rico-Mayaguez	11/29/02
2. 52	Florida Atlantic	1/21/92
3. 47	Hawaii Pacific	12/20/85
4. 44	Maryland	12/4/94
5. 41	North Carolina A&T	3/16/94
6. 40	DePaul	1/20/98
7. 39	Florida	1/10/98
39	East Tennessee State	1/8/86
39	South Carolina	1/11/01
39	Kentucky	1/21/01

LARGEST HALFTIME DEFICIT FOR UT

Points	Opponent	Date
1. 25	Baylor	12/18/12
2. 20	Rutgers	1/3/09
3. 19	Mississippi	2/4/96
19	Southern Cal	3/28/86
5. 17	Rutgers	12/29/04
17	LSU	3/9/03
17	Illinois	12/12/97
8. 16	Florida	1/21/97
16	South Carolina	2/15/96
10. 15	Louisville	4/2/13
15	Baylor	3/26/12
15	LSU	2/26/09
15	Vanderbilt	12/6/90

MOST 2ND HALF POINTS SCORED BY UT

Points	Opponent	Date
1. 75	Tennessee-Martin	11/19/99
2. 71	Tennessee-Martin	2/13/79
3. 69	Notre Dame	1/7/94
69	Stetson	11/26/89
5. 68	Mississippi	2/8/01
6. 67	Puerto Rico-Mayaguez	11/29/02
67	DePaul	1/20/98
8. 64	Mississippi	2/6/05
64	Kentucky	2/18/88
10. 63	Eastern Kentucky	12/19/87
63	Hawaii Pacific	12/20/85

FEWEST 2ND HALF POINTS SCORED BY UT

Points	Opponent	Date
1. 17	Georgia	2/10/02
17	Old Dominion	1/26/80
17	South Carolina	1/23/80
4. 19	Louisiana Tech	12/4/02
5. 20	Georgia Tech	11/26/10
20	Georgia	1/21/10
20	West Virginia	11/19/83
8. 21	Georgia	1/17/00
9. 22	Connecticut	1/6/96
22	South Carolina	2/4/89

MOST POINTS SCORED BY AN OPPONENT

Points	Opponent	Date
1. 102	Auburn	3/6/87
102	Louisiana Tech	3/23/79
3. 99	Louisiana State	3/1/97
4. 98	Louisiana Tech	2/24/97
5. 97	Stanford	12/20/11
97	Texas	12/9/87
7. 96	Stanford	12/14/91
96	Kentucky	1/24/86
9. 95	Florida	2/26/06
10. 94	Georgia	12/8/96

FEWEST POINTS SCORED BY AN OPPONENT

Points	Opponent	Date
1. 26	Puerto Rico-Mayaguez	11/29/02
26	Florida Atlantic	1/21/92
3. 28	Manhattan	12/7/97
4. 29	Tennessee-Martin	12/5/06
29	Maryland	12/4/94
6. 32	Tennessee-Martin	11/23/97
7. 33	Stetson	11/20/05
33	Virginia Tech	2/25/95
33	Miami (Ohio)	11/23/77
10. 34	Stetson	3/19/11
34	San Francisco	12/22/09
34	Chattanooga	11/19/04

MOST 1ST HALF POINTS BY AN OPPONENT

Points	Opponent	Date
1. 52	Vanderbilt	1/19/96
2. 51	South Carolina	1/20/88
3. 50	Wisconsin	2/4/97
4. 49	Auburn	3/6/87
49	Kentucky	1/24/86
6. 48	Stanford	12/20/11
48	Texas	12/9/87
48	Montclair State	12/2/77
9. 47	Mississippi State	2/14/02
10. 46	DePaul	12/17/03
46	Purdue	11/15/98
46	Stanford	12/15/96

FEWEST 1ST HALF POINTS BY AN OPPONENT

Points	Opponent	Date
1. 8	Maryland	12/4/94
8	Stetson	11/26/89
3. 10	Florida Atlantic	1/21/92
10	East Tennessee State	1/8/86
5. 11	Arkansas	1/8/12
11	South Carolina	2/1/07
11	Memphis State	2/6/89
8. 12	Stetson	11/20/05
9. 13	Rutgers	12/30/12
13	Mississippi State	2/16/12
13	Mississippi	1/31/08
13	Tennessee-Martin	12/5/06
13	Old Dominion	1/11/96

MOST 2ND HALF POINTS BY AN OPPONENT

Points	Opponent	Date
1. 62	Vanderbilt	1/31/94
2. 61	Louisiana State	3/1/97
3. 59	Maryland	1/15/81
4. 57	Georgia	12/8/96
57	Stanford	12/14/91
57	Louisiana Tech	3/23/79
7. 56	Colorado	12/20/93
56	UCLA	12/16/90
9. 55	Louisiana Tech	2/24/97
55	Mississippi	3/25/83

FEWEST 2ND HALF POINTS BY AN OPPONENT

	Points	Opponent	Date
1.	12	Puerto Rico-Mayaguez	11/29/02
2.	13	Lipscomb	12/29/13
3.	14	Stetson	3/19/11
	14	George Washington	12/7/05
	14	Manhattan	12/7/97
	14	Georgia	2/25/95
	14	Miami (Ohio)	11/23/77
8.	15	San Francisco	11/15/09
	15	Alabama State	3/22/03
	15	Memphis	2/16/99

OVERTIME GAMES

All Games (45): 29-16 (.644)
H: (6-5), **A:** (13-7), **N:** (10-4)
Regular Season (38): 24-14 (.605)
H: (5-5), **A:** (13-7), **N:** (6-2)
NCAA Tournament (5): 4-1 (.800)
H: (1-0), **A:** (0-0), **N:** (3-1)
SEC Tournament (2): 1-1 (1.000)
H: (0-0), **A:** (0-0), **N:** (1-1)

Tenn. Tech 89, Tennessee 84	H	2/6/76
UNC Greensboro 81, Tennessee 79	N	2/13/76
Tennessee 71, Memphis St 69	N	3/6/76
Tennessee 82, Tenn. Tech 81	A	1/18/78
Tennessee 92, Kentucky 90	A	1/28/78
LSU 85, Tennessee 80	A	1/24/79
Tennessee 91, Kentucky 83	A	2/2/80
Tennessee 73, Georgia 68	N	12/17/80
Tennessee 93, Maryland 91	A	1/15/81
Ohio State 83, Tennessee 82	N	12/17/81(2OT)
$ Tennessee 91, So. Cal 90	H	3/21/82
Old Dominion 78, Tennessee 72	H	11/30/82
$ Tennessee 90, Mississippi 83	N	3/25/83(3OT)
Kentucky 76, Tennessee 72	H	1/23/85
Tennessee 62, La. Tech 61	N	11/27/88
$ Virginia 79, Tennessee 75	N	3/24/90
Tennessee 71, Florida 70	A	1/16/91
$ Tennessee 70, Virginia 67	N	3/31/91
Stanford 96, Tennessee 95	A	12/14/91
Mississippi 80, Tennessee 78	A	1/18/92
Tennessee 74, Stanford 73	N	12/6/92
Tennessee 86, Colorado 82	H	12/20/93
Tennessee 95, Kentucky 89	A	2/18/94
Tennessee 79, S. Carolina 73	A	2/15/96
Tennessee 72, Auburn 67	H	2/18/96
$ Tennessee 88, Connecticut 83	N	3/29/96
Georgia 94, Tennessee 93	H	12/8/96
Tennessee 68, Texas 65	H	12/21/96
Tennessee 92, Vanderbilt 79	A	1/19/97
# Tennessee 100, LSU 99	N	3/1/97
Connecticut 63, Tennessee 62	A	1/4/03
Tennessee 70, Stanford 66	A	12/14/03
Tennessee 96, DePaul 89	A	12/17/03
Tennessee 68, Auburn 61	H	2/1/04
# Georgia 68, Tennessee 66	N	3/6/04
Tennessee 91, Florida 82	H	2/3/05
Florida 95, Tennessee 93	H	2/26/06
Tennessee 75, Arkansas 68	A	2/22/07
Stanford 73, Tennessee 69	A	12/22/07
Tennessee 79, Stanford 69	H	12/21/08
Tennessee 82, Stanford 72	H	12/19/10
Virginia 69, Tennessee 64	A	11/20/11
Arkansas 72, Tennessee 71	H	2/23/12
Tennessee 88, Mid. Tennessee 81	H	11/28/12
Tennessee 78, Florida 75	A	1/13/13

$ - NCAA Tournament game
# - SEC Tournament game

DOUBLE-DOUBLES

◢ FRESHMEN (2 OR MORE)
Holdsclaw, Chamique 16
Frost, Sheila 11
Graves, Bashaara 10
Parker, Candace 10
Catchings, Tamika 9
Horton, Karla 7
Johnson, Tiffani 6
Johnson, Glory 5
Gordon, Bridgette 4
Morton, Karen 4
Anosike, Nicky 3
Ostrowski, Mary 3
Snow, Michelle 3
Cain, Kelley 2
Brewer, Alyssia 2
Stricklen, Shekinna 2
Ely, Shyra 2
Evans, Peggy 2
Groover, Debbie 2
Thompson, Pashen 2

◢ SOPHOMORES (2 OR MORE)
Parker, Candace 21
Holdsclaw, Chamique 16
Ostrowski, Mary 11
Groover, Debbie 10
Horton, Karla 10
Gordon, Bridgette 9
Catchings, Tamika 8
Ward, Vonda 8
Harrison, Isabelle 6
Towns, Paula 6
Burdick, Cierra 5
Johnson, Glory 5
Ely, Shyra 5
Evans, Peggy 5
Haave, Tanya 5
Jackson, Gwen 5
Cain, Kelley 4
Charles, Daedra 4
Ely, Cindy 4
Johnson, Dana 4
Shekinna, Stricklen 4
Baugh, Vicki 3
Freeman, Valerie 3
Frost, Sheila 3
Manning, Alicia 3
Noble, Cindy 3
Randall, Semeka 3
Snow, Michelle 3
Graves, Bashaara 3
Brewer, Alyssia 2
Moore, Nia 1

◢ JUNIORS (2 OR MORE)
Harrison, Isabelle 18
Holdsclaw, Chamique 16
Parker, Candace 14
Charles, Daedra 13
Johnson, Glory 12
Noble, Cindy 11
Stricklen, Stricklen 11
Johnson, Tiffani 9
Ostrowski, Mary 9
Catchings, Tamika 8
Ely, Shyra 8
Frost, Sheila 8
Haave, Tanya 8
McCray, Nikki 8
Thompson, Pashen 8
Burdick, Cierra 6
Jackson, Gwen 6
Johnson, Dana 6
Groover, Debbie 5
Horton, Karla 5
Snow, Michelle 5
Ward, Vonda 5
Brogdon, Cindy 5
Fluker, Tye'sha 3
Towns, Paula 3
Butts, Tasha 3
Massengale, Ariel 2
Gordon, Bridgette 2
Cain, Kelley 2

◢ SENIORS (2 OR MORE)
Collins, Shelia 14
Harrison, Lisa 14
Johnson, Glory 14
Charles, Daedra 13
Ostrowski, Mary 12
Holdsclaw, Chamique 9
Johnson, Dana 9
Webb, Lisa 9
Frost, Sheila 8
Rankin, Jill 8
Catchings, Tamika 7
Ely, Shyra 7
Anosike, Nicky 6
Gordon, Bridgette 6
Jackson, Gwen 6
Noble, Cindy 6
Stricklen, Shekinna 5
Baugh, Vicki 4
Thompson, Pashen 4
Butts, Tasha 3
Fuller, Alex 3
Groover, Debbie 3
Robinson, Ashley 2
Snow, Michelle 2
Williams, Kamiko 2

◢ MOST IN CAREER (5 OR MORE)
Holdsclaw, Chamique 57
Parker, Candace 45
Johnson, Glory 36
Ostrowski, Mary 35
Catchings, Tamika 32
Charles, Daedra 30
Frost, Sheila 30
Harrison, Isabelle 24
Ely, Shyra 22
Horton, Karla 22
Stricklen, Shekinna 22
Gordon, Bridgette 21
Johnson, Dana 20
Groover, Debbie 20
Noble, Cindy 20
Jackson, Gwen 18
Harrison, Lisa 17
Johnson, Tiffani 17
Collins, Shelia 15
Thompson, Pashen 15
Ward, Vonda 15
Haave, Tanya 14
Graves, Bashaara 13
Snow, Michelle 13
Burdick, Cierra 12
Anosike, Nicky 11
Webb, Lisa 11
McCray, Nikki 10
Towns, Paula 10
Evans, Peggy 9
Rankin, Jill 8
Cain, Kelley 8
Randall, Semeka 7
Butts, Tasha 6
Brogdon, Cindy 5

◢ POINTS AND ASSISTS DD
Massengale, Ariel 3
Simmons, Meighan 1
Clower, Susan 1
Henry, Lea 1
Hornbuckle, Alexis 1
Marciniak, Michelle 1
Marsh, Dawn 1
McGhee, Carla 1
Simmons, Meighan 1
Stricklen, Shekinna 1
Warlick, Holly 1
Zolman, Shanna 1

LADY VOL RECORDS

SINGLE GAME RECORDS: INDIVIDUAL

FIELD GOALS MADE

FGM		Player	Date	Game
1.	24	Patricia Roberts	11/13/76	Kentucky
2.	19	Patricia Roberts	1/24/77	East Tennessee St.
3.	18	Patricia Roberts	3/24/77	vs. Kansas State
	18	Patricia Roberts	1/6/77	Marshall
5.	17	Tanya Haave	12/11/82	at Stephen F. Austin
	17	Sue Thomas	1/14/76	at Western Carolina
7.	16	Sheila Frost	1/17/88	Vanderbilt
	16	Tanya Haave	2/9/83	at Kentucky
	16	Patricia Roberts	3/3/77	vs. Middle Tenn. St.
	16	Patricia Roberts	1/14/77	at Western Carolina

FIELD GOALS ATTEMPTED

FGA		Player	Date	Game
1.	31	Jill Rankin	1/4/80	North Carolina St.
	31	Patricia Roberts	11/13/76	Kentucky
	31	Sue Thomas	1/14/76	at Western Carolina
4.	29	Cindy Brogdon	1/28/78	at Kentucky
5.	28	Chamique Holdsclaw	12/15/96	Stanford
	28	Shelia Collins	3/3/85	at Mississippi
	28	Cindy Brogdon	3/23/79	vs. Louisiana Tech
	28	Cindy Brogdon	2/12/78	Memphis State
9.	27	Candace Parker	4/6/08	vs. Louisiana State
	27	Chamique Holdsclaw	3/16/98	Western Kentucky
	27	Shelia Collins	2/2/85	Georgia

FIELD GOAL PERCENTAGE

FG%		Player (FGM-FGA)	Date	Game
1.	1.000	Gwen Jackson (14-14)	11/29/02	at PR-Mayaguez
2.	1.000	Gwen Jackson (9-9)	11/25/00	vs. Illinois
	1.000	Nikki McCray (9-9)	1/22/94	at Mississippi St.
	1.000	Sheila Frost (9-9)	12/16/87	at Oregon State
	1.000	Lynne Collins (9-9)	12/17/82	at Louisiana St.
	1.000	Jerilynn Harper (9-9)	1/29/79	Louisiana State
7.	**1.000**	**Bashaara Graves (6-6)**	**12/17/13**	**Tennessee State**
	1.000	**Ariel Massengale (6-6)**	**1/3/12**	**Chattanooga**
	1.000	Kamiko Williams (6-6)	11/15/10	Chattanooga
	1.000	Kelley Cain (6-6)	12/6/09	Texas
	1.000	Nicky Anosike (6-6)	11/26/07	Louisiana Tech
	1.000	Loree Moore (6-6)	11/29/02	at PR-Mayaguez

THREE-POINT FIELD GOALS MADE

3PM		Player	Date	Game
1.	8	Meighan Simmons	11/28/13	vs. Virginia
	8	Meighan Simmons	12/1/10	Lamar
3.	7	Angie Bjorklund	3/6/11	vs. Kentucky
	7	Angie Bjorklund	1/24/08	Arkansas
	7	Angie Bjorklund	1/5/08	Notre Dame
	7	Angie Bjorklund	12/16/07	Gonzaga
	7	Shanna Zolman	2/19/06	at Alabama
8.	6	Shekinna Stricklen	1/30/11	at Arkansas
	6	Angie Bjorklund	2/14/10	Florida
	6	Angie Bjorklund	1/28/10	Auburn
	6	Angie Bjorklund	3/6/09	vs. Florida
	6	Angie Bjorklund	12/18/08	at Old Dominion
	6	Shannon Bobbitt	11/15/07	vs. Oklahoma
	6	Shannon Bobbitt	1/28/07	at Alabama
	6	Tasha Butts	2/15/04	at Vanderbilt
	6	Kara Lawson	3/08/03	Mississippi State
	6	Kara Lawson	2/27/03	Vanderbilt
	6	Kara Lawson	1/12/03	Auburn
	6	Kara Lawson	12/21/02	at Texas
	6	Kara Lawson	1/30/00	Kentucky
	6	Abby Conklin	12/18/96	at Texas Tech

THREE-POINT FIELD GOALS ATTEMPTED

3PA		Player	Date	Game
1.	17	Meighan Simmons	11/28/13	vs. Virginia
2.	16	Angie Bjorklund	1/24/08	Arkansas
3.	15	Meighan Simmons	12/1/10	Lamar
4.	14	Meighan Simmons	1/15/11	Vanderbilt
5.	13	Angie Bjorklund	3/6/10	vs. Vanderbilt
	13	Shanna Zolman	3/21/06	vs. G. Washington
7.	12	Meighan Simmons	4/2/13	vs. Louisville
	12	Angie Bjorklund	1/15/11	Vanderbilt
	12	Angie Bjorklund	3/20/10	vs. Austin Peay
	12	Angie Bjorklund	2/14/10	Florida
	12	Angie Bjorklund	1/28/10	Auburn
	12	Angie Bjorklund	2/8/09	at Florida
	12	Angie Bjorklund	12/16/07	Gonzaga
	12	Shanna Zolman	2/19/06	at Alabama

THREE-POINT FIELD GOAL PERCENTAGE

3P%		Player (3PM-3PA)	Date	Game
1.	1.000	Tasha Butts (6-6)	2/15/04	at Vanderbilt
	1.000	Kara Lawson (6-6)	2/27/03	Vanderbilt
3.	1.000	Sidney Spencer (5-5)	1/7/06	Connecticut
	1.000	Kara Lawson (5-5)	2/2/03	at Vanderbilt
5.	1.000	Meighan Simmons (4-4)	1/2/14	LSU
	1.000	**Ariel Massengale (4-4)**	**1/3/12**	**Chattanooga**
	1.000	Angie Bjorklund (4-4)	2/27/11	LSU
	1.000	Angie Bjorklund (4-4)	1/6/11	Alabama
	1.000	Sidney Spencer (4-4)	2/2/06	at Mississippi
	1.000	Laurie Milligan (4-4)	12/4/94	at Maryland
	1.000	Jody Adams (4-4)	2/13/91	DePaul

FREE THROWS MADE

FTM		Player	Date	Game
1.	17	Candace Parker	12/13/07	Middle Tennessee
	17	Bridgette Gordon	3/25/89	vs. Long Beach St.
3.	16	Shelia Collins	1/25/85	at Old Dominion
4.	15	Chamique Holdsclaw	2/12/98	at Memphis
	15	Shelia Collins	2/27/85	Louisiana State
6.	14	Shelia Collins	3/25/84	Georgia
7.	13	Chamique Holdsclaw	3/23/98	vs. North Carolina
	13	Tonya Edwards	3/24/90	vs. Virginia
	13	Bridgette Gordon	3/6/89	vs. Auburn
	13	Gail Dobson	3/1/75	vs. Union (Tenn.)
	13	Gail Dobson	2/14/75	vs. Appalachian St.

FREE THROWS ATTEMPTED

FTA		Player	Date	Game
1.	21	Candace Parker	12/13/07	Middle Tennessee
2.	20	Bridgette Gordon	3/25/89	vs. Long Beach St.
3.	19	Shelia Collins	1/25/85	at Old Dominion
4.	18	Tonya Edwards	3/24/90	vs. Virginia
5.	17	Candace Parker	3/30/08	vs. Notre Dame
	17	Chamique Holdsclaw	2/12/98	at Memphis
7.	**16**	**Isabelle Harrison**	**1/2/14**	**LSU**
	16	Glory Johnson	3/4/11	vs. Florida
	16	Candace Parker	2/26/06	Florida
	16	Daedra Charles	3/2/91	vs. Vanderbilt
	169	Shelia Collins	2/27/85	Louisiana State
	16	Shelia Collins	3/25/84	Georgia

FREE THROW PERCENTAGE

FT%		Player (FTM-FTA)	Date	Game
1.	1.000	Gail Dobson (13-13)	3/1/75	vs. Union (Tenn.)
2.	1.000	Gail Dobson (12-12)	2/27/75	vs. Union (Tenn.)
3.	1.000	Debbie Groover (11-11)	11/23/77	Miami (Ohio)
4.	**1.000**	**Ariel Massengale (10-10)**	**1/5/14**	**at Georgia**
	1.000	**Ariel Massengale (10-10)**	**11/18/12**	**at Miami (Fla.)**
	1.000	Shekinna Stricklen (10-10)	1/15/09	at Mississippi St.
	1.000	Shanna Zolman (10-10)	1/7/06	Connecticut
	1.000	Laurie Milligan (10-10)	1/19/97	at Vanderbilt
	1.000	Tiffany Woosley (10-10)	3/6/94	vs. Alabama
	1.000	Tiffany Woosley (10-10)	2/5/94	Alabama
	1.000	Sheila Frost (10-10)	1/23/89	Southern Illinois
	1.000	Tonya Edwards (10-10)	1/7/87	at Old Dominion

POINTS

Points		Player	Date	Game
1.	51	Patricia Roberts	11/13/76	Kentucky
2.	43	Tanya Haave	12/11/82	at Stephen F. Austin
	43	Patricia Roberts	1/24/77	East Tennessee St.
4.	40	Shelia Collins	3/3/85	at Mississippi
	40	Patricia Roberts	3/26/77	vs. Immaculata
6.	39	Chamique Holdsclaw	3/15/99	Boston College
	39	Chamique Holdsclaw	2/14/98	Auburn

LADY VOL RECORDS

	39	Gail Dobson	3/1/75	vs. Union (Tenn.)
9.	38	Tamika Catchings	2/26/99	vs. Florida
	38	Patricia Roberts	1/6/77	Marshall

REBOUNDS

Rebs		Player	Date	Game
1.	24	Patricia Roberts	2/19/77	vs. Anderson J.C.
2.	22	Daedra Charles	3/16/91	S.W. Missouri State
	22	Karla Horton	11/24/85	East Carolina
4.	21	Glory Johnson	3/19/12	DePaul
5.	20	Sheila Frost	12/20/87	Northern Illinois
	20	Debbie Groover	1/27/79	Valdosta State
	20	Cindy Brogdon	2/12/78	at Kentucky
	20	Patricia Roberts	3/10/77	vs. Clemson
	20	Patricia Roberts	3/3/77	vs. Middle Tenn. St.
	20	Patricia Roberts	2/12/77	at Eastern Kentucky
	20	Patricia Roberts	11/13/76	Kentucky

ASSISTS

Assts		Player	Date	Game
1.	18	Dawn Marsh	3/6/88	vs. Georgia
2.	14	Holly Warlick	2/12/78	Memphis State
3.	**13**	**Ariel Massengale**	**11/28/13**	**vs Virginia**
	13	Shannon Bobbitt	12/16/07	Gonzaga
	13	Dawn Marsh	1/11/87	Kentucky
6.	**12**	**Ariel Massengale**	**1/2/14**	**LSU**
	12	**Ariel Massengale**	**1/15/12**	**Vanderbilt**
	12	Shekinna Stricklen	1/3/10	Oklahoma
	12	Michelle Marciniak	2/25/95	Georgia
	12	Dawn Marsh	1/17/88	Vanderbilt
	12	Dawn Marsh	3/20/86	vs. Georgia
	12	Lea Henry	2/28/82	at Kentucky
	12	Holly Warlick	3/5/80	Clemson

BLOCKED SHOTS

Blocks		Player	Date	Game
1.	12	Kelley Cain	2/22/10	Alabama
2.	8	Kelley Cain	2/4/10	Arkansas
	8	Ashley Robinson	12/11/03	Rutgers
4.	**7**	**Isabelle Harrison**	**1/3/13**	**at South Carolina**
	7	Kelley Cain	2/25/10	Kentucky
	7	Kelley Cain	2/14/10	Florida
	7	Kelley Cain	3/5/09	vs. Alabama
	7	Candace Parker	11/28/06	at Louisiana Tech
	7	Candace Parker	11/24/05	vs. Michigan State
	7	Michelle Snow	3/31/00	vs. Rutgers
	7	Cindy Noble	3/21/81	Illinois State

STEALS

Steals		Player	Date	Game
1.	11	Michelle Marciniak	1/14/96	at Kentucky
2.	10	Shelia Collins	2/8/85	at Florida State
3.	9	Holly Warlick	1/24/79	at Louisiana State
4.	8	Alexis Hornbuckle	3/25/08	at Purdue
	8	Alberta Auguste	11/28/06	at Louisiana Tech
	8	Loree Moore	11/19/04	at Chattanooga
	8	Tamika Catchings	2/16/99	Memphis
	8	Nikki McCray	2/12/95	Vanderbilt
	8	Nikki McCray	1/20/94	Virginia Tech
	8	Nikki McCray	1/7/94	at Notre Dame
	8	Nikki McCray	12/9/92	UNC-Charlotte
	8	Nikki McCray	2/19/92	at Memphis State

SINGLE GAME RECORDS: TEAM

FIELD GOALS MADE

FGM		Game	Date
1.	58	at Hawaii Pacific	12/20/85
2.	57	at Puerto Rico-Mayaguez	11/29/02
3.	55	Tennessee-Martin	2/13/79
4.	53	Marshall	1/6/77
5.	52	Chattanooga State J.C.	1/29/76
6.	50	Tennessee-Martin	11/19/99
	50	vs. Tenn.-Chattanooga	2/28/75
8.	48	at Memphis State	2/19/92
	48	Stetson	11/26/89
10.	47	Shorter	1/11/75

FIELD GOALS ATTEMPTED

FGA		Game	Date
1.	98	at Youngstown State	2/9/93
2.	97	Stetson	11/26/89
3.	96	Chattanooga State J.C.	1/29/76
4.	92	Tennessee State	2/27/88
5.	91	Providence	1/25/93
6.	90	vs. Ohio State	12/17/81
	90	at Kentucky	1/28/78
8.	88	vs. Memphis State	3/2/78
9.	87	vs. George Mason	12/6/97
	87	Vanderbilt	1/17/88

FIELD GOAL PERCENTAGE

FG%		Game (FGM-FGA)	Date
1.	.721	at Old Dominion (44-61)	1/4/89
2.	.717	vs. Valdosta State (43-60)	11/29/80
3.	.716	at Hawaii Pacific (58-81)	12/20/85
4.	.692	at UCLA (36-52)	12/17/11
5.	.691	St. Joseph's (38-55)	11/16/98
6.	.673	at Purdue (37-55)	12/2/95
	.673	at Notre Dame (37-55)	1/7/94
8.	.672	vs. Old Dominion (43-64)	12/30/09
9.	.663	at Puerto Rico-Mayaguez (57-86)	11/29/02
10.	.662	at Memphis State (43-65)	2/24/86

THREE-POINT FIELD GOALS MADE

3PM		Game	Date
1.	16	vs. Kentucky	3/6/11
2.	15	Lamar	12/1/10
	15	Chattanooga	11/15/10
4.	13	Auburn	1/28/10
	13	Arkansas	1/24/08
	13	Mississippi	2/6/05
	13	vs. Army	11/30/02
8.	12	vs. Oral Roberts	3/23/08
	12	Mississippi	2/8/01
10.	11	vs. Virginia	11/28/13
	11	Texas	12/4/11
	11	Miami	11/15/11
	11	Notre Dame	1/5/08
	11	Princeton	12/20/05
	11	Texas	12/1/05
	11	Western Carolina	3/20/05
	11	at Vanderbilt	2/15/04
	11	at Vanderbilt	2/2/03
	11	at Florida	1/19/03
	11	at Puerto Rico-Mayaguez	11/29/02
	11	at Texas Tech	12/18/96

THREE-POINT FIELD GOALS ATTEMPTED

3PA		Game	Date
1.	36	Lamar	12/1/10
2.	35	Chattanooga	11/15/10
3.	32	Vanderbilt	1/15/11
4.	30	Arkansas	1/24/08
5.	29	vs. Oral Roberts	3/23/08
6.	27	UT Martin	3/17/12
	27	Mississippi	2/6/05
8.	26	vs. Virginia	11/28/13
	26	at Texas Tech	12/18/96
10.	25	Alabama	2/12/09
	25	Mississippi State	1/26/03

THREE-POINT FIELD GOAL PERCENTAGE

3P%		Game (3PM-3PA)	Date
1.	.875	at Notre Dame (7-8)	1/7/94
2.	.857	vs. Vanderbilt (6-7)	2/28/98
3.	.833	DePaul (5-6)	2/13/91
4.	.762	vs. Kentucky (16-21)	3/6/11
5.	.733	Princeton (11-15)	12/20/05
6.	.727	vs. Ole Miss (8-11)	3/27/07
7.	.714	Kentucky (5-7)	2/11/07
	.714	Vanderbilt (5-7)	2/18/99
	.714	Stanford (5-7)	12/1/94
	.714	at Memphis State (5-7)	2/19/92
	.714	Florida Atlantic (5-7)	1/21/92

LADY VOL RECORDS

FREE THROWS MADE

FTM	Game	Date
1. 40	at Florida	2/3/05
2. 38	vs. Long Beach State	3/25/89
3. 37	at Vanderbilt	1/19/97
4. 36	Long Beach State	12/3/88
5. 35	Southern California	3/21/82
6. 34	vs. Alabama	3/6/94
34	vs. Georgia	3/5/94
8. 33	at Old Dominion	1/7/87
9. 32	Connecticut	1/7/06
32	Florida	2/19/04
32	at Memphis	2/12/98

FREE THROWS ATTEMPTED

FTA	Game	Date
1. 53	Long Beach State	12/3/88
2. 48	vs. Long Beach State	3/25/89
3. 47	Tennessee State	2/17/86
4. 46	at Florida	2/3/05
5. 45	Memphis	2/16/99
45	UCLA	12/21/98
45	at Vanderbilt	1/19/97
8. 44	vs. Alabama	3/6/94
9. 43	at Chattanooga	11/21/08
43	vs. Stanford	12/1/94

FREE THROW PERCENTAGE

FT%	Game (FTM-FTA)	Date
1. 1.000	LSU (10-10)	2/22/10
1.000	vs. Southern California (9-9)	4/1/84
1.000	Tenn.-Chattanooga (6-6)	12/5/84
4. .958	Vanderbilt (23-24)	2/27/03
.958	at Kentucky (23-24)	2/13/85
6. .956	Wake Forest (22-23)	3/19/88
7. .950	Georgia (19-20)	1/12/06
.950	Alabama (19-20)	1/2/0/02
9. .947	Stanford (18-19)	11/24/06
.947	at Ole Miss (18-19)	2/22/04
.947	at Mississippi State (18-19)	2/17/00

POINTS

Points	Game	Date
1. 136	at Puerto Rico-Mayaguez	11/29/02
2. 133	Tennessee-Martin	11/19/99
3. 130	at Hawaii Pacific	12/20/85
4. 125	at DePaul	1/20/98
5. 124	Tennessee-Martin	2/13/79
6. 119	Mississippi	2/8/01
7. 118	at Memphis State	2/19/92
118	Florida	2/8/80
9. 115	Eastern Kentucky	12/19/87
10. 114	Tennessee State	2/17/86

REBOUNDS

Reb	Game	Date
1. 76	Tennessee State	2/27/88
2. 74	Troy	12/14/13
3. 72	Belmont	3/1/79
4. 71	at Youngstown State	2/9/93
5. 70	Tennessee State	2/17/86
6. 66	Virginia	11/19/95
7. 65	Georgia Tech	11/17/13
65	vs. Marquette	11/23/96
9. 64	San Francisco	11/15/08
64	vs. George Mason	12/6/97
64	South Carolina State	3/19/83
64	vs. Washington State	12/16/81

ASSISTS

Assists	Game	Date
1. 41	at Hawaii Pacific	12/20/85
2. 36	East Tennessee State	2/5/80
3. 35	Kansas State	1/7/82
4. 33	vs. Valdosta State	11/29/80
5. 32	at Fullerton State	12/16/79
6. 31	Lipscomb	12/29/13
31	Stetson	11/26/89
31	Tennessee Tech	3/15/87
31	at Memphis State	2/24/86
31	Tennessee State	2/17/86
31	at San Jose State	12/15/79

BLOCKED SHOTS

Blocks	Game	Date
1. 15	Kentucky	2/25/10
2. 14	LSU	2/22/10
3. 13	Eastern Kentucky	12/19/87
4. 12	Alabama	1/6/11
12	Florida	2/14/10
12	Louisville	12/16/09
12	Auburn	1/10/08
12	Notre Dame	12/30/06
12	vs. Colgate	3/20/04
10. 11	Tennessee State	12/17/13
11	at South Carolina	1/3/13
11	South Carolina	1/7/10
11	vs. Florida	3/7/08
11	Louisiana Tech	11/26/07
11	Connecticut	2/1/01
11	Mississippi	2/4/99
11	Liberty	3/14/98
11	at DePaul	1/20/98
11	at Tennessee-Martin	11/23/97
11	Tennessee State	2/17/86

STEALS

Steals	Game	Date
1. 38	at Hawaii Pacific	12/20/85
2. 27	Louisiana State	2/22/98
3. 24	at Tennessee-Martin	11/23/97
24	Providence	1/25/93
24	North Carolina-Charlotte	12/9/92
24	Mississippi State	2/21/87
7. 23	at George Washington	11/27/01
23	Radford	3/16/96
23	at Notre Dame	1/7/94
23	Kentucky	2/17/79

SINGLE SEASON RECORDS

INDIVIDUAL

GAMES PLAYED

Games	Player	Year
1. 39	Tamika Catchings	1997-98
39	Teresa Geter	1997-98
39	Chamique Holdsclaw	1997-98
39	Kellie Jolly	1997-98
39	LaShonda Stephens	1997-98
39	Kyra Elzy	1996-97
39	Chamique Holdsclaw	1996-97
39	Brynae Laxton	1996-97
39	Cindy Brogdon	1978-79
39	Susan Clower	1978-79
39	Debbie Groover	1978-79
39	Kathy O'Neil	1978-79
39	Holly Warlick	1978-79

GAMES STARTED

Starts	Player	Year
1. 39	Chamique Holdsclaw	1997-98
39	Cindy Brogdon	1978-79
39	Debbie Groover	1978-79
39	Holly Warlick	1978-79
5. 38	Nicky Anosike	2007-08
38	Shannon Bobbitt	2007-08
38	Gwen Jackson	2002-03
38	Kara Lawson	2002-03
38	Loree Moore	2002-03
38	Tamika Catchings	1997-98
38	Kellie Jolly	1997-98
38	Chamique Holdsclaw	1996-97
38	Pashen Thompson	1996-97
38	Cindy Noble	1979-80
38	Jill Rankin	1979-80
38	Holly Warlick	1979-80

FIELD GOALS MADE

FGM	Player	Year
1. 428	Trish Roberts	1976-77
2. 370	Chamique Holdsclaw	1997-98
3. 344	Cindy Brogdon	1978-79
4. 332	Chamique Holdsclaw	1996-97
5. 300	Candace Parker	2007-08
300	Bridgette Gordon	1988-89
7. 296	Jill Rankin	1979-80
8. 294	Chamique Holdsclaw	1998-99
9. 289	Bridgette Gordon	1987-88
10. 286	Cindy Brogdon	1977-78

FIELD GOALS ATTEMPTED

FGA	Player	Year
1. 693	Cindy Brogdon	1978-79
2. 678	Chamique Holdsclaw	1997-98
3. 667	Chamique Holdsclaw	1996-97
4. 662	Trish Roberts	1976-77
5. 593	Cindy Brogdon	1977-78
6. 567	Chamique Holdsclaw	1998-99
7. 563	Bridgette Gordon	1988-89
8. 560	Candace Parker	2007-08
9. 536	Jill Rankin	1979-80
10. 534	Bridgette Gordon	1987-88

FIELD GOAL PERCENTAGE (MIN. 250 ATTEMPTS)

FG%	Player (FGM-FGA)	Year
1. .679	Cindy Noble (266-392)	1979-80
2. .647	Trish Roberts (428-662)	1976-77
3. .615	Sheila Frost (208-338)	1987-88
4. .614	Dana Johnson (215-350)	1994-95
5. .597	Cindy Noble (178-298)	1980-81
6. .590	Sheila Frost (161-273)	1986-877
7. .586	Mary Ostrowski (190-324)	1982-83
8. .582	Cindy Noble (170-292)	1978-79
9. .580	Sheila Frost (181-312)	1985-86
10. .578	Sheila Frost (204-353)	1988-89

THREE-POINT FIELD GOALS MADE

3PM	Player	Year
1. 103	Shanna Zolman	2005-06
2. 102	Angie Bjorklund	2009-10
3. 79	Kara Lawson	1999-00
4. 78	Shannon Bobbitt	2007-08
5. 77	Kara Lawson	2002-03
6. 73	Angie Bjorklund	2010-11
7. 72	Meighan Simmons	2013-14
8. 69	Meighan Simmons	2012-13
69	Shannon Bobbitt	2006-07
10. 68	Angie Bjorklund	2007-08
68	Shanna Zolman	2004-05

THREE-POINT FIELD GOALS ATTEMPTED

3PA	Player	Year
1. 239	Angie Bjorklund	2009-10
2. 238	Shanna Zolman	2005-06
3. 200	Meighan Simmons	2013-14
4. 195	Shannon Bobbitt	2007-08
5. 189	Meighan Simmons	2012-13
6. 187	Meighan Simmons	2010-11
7. 185	Angie Bjorklund	2007-08
8. 181	Kara Lawson	1999-00
9. 171	Kara Lawson	2002-03
10. 167	Shannon Bobbitt	2006-07

LADY VOL RECORDS

THREE-POINT FIELD GOAL PCT. (MIN. 50 ATTEMPTS)

	3P%	Player (3PM-3PA)	Year
1.	.490	Dena Head (25-51)	1990-91
2.	.455	Tiffany Woosley (46-101)	1993-94
3.	.451	Angie Bjorklund (73-162)	2010-11
4.	.450	Kara Lawson (77-171)	2002-03
5.	.436	Shanna Zolman (68-156)	2004-05
	.436	Kara Lawson (79-181)	1999-00
7.	.434	Sidney Spencer (53-122)	2005-06
8.	.433	Shanna Zolman (103-238)	2005-06
9.	.427	Angie Bjorklund (102-239)	2009-10
10.	.426	Shanna Zolman (58-136)	2003-04

FREE THROWS MADE

	FTM	Player	Year
1.	201	Candace Parker	2007-08
2.	166	Candace Parker	2006-07
	166	Chamique Holdsclaw	1997-98
4.	165	Tamika Catchings	1997-98
5.	159	Candace Parker	2005-06
6.	155	Semeka Randall	1997-98
7.	147	Dana Johnson	1994-95
8.	145	Cindy Noble	1979-80
9.	138	Jill Rankin	1979-80
	138	Glory Johnson	2011-12

FREE THROWS ATTEMPTED

	FTA	Player	Year
1.	288	Candace Parker	2007-08
2.	232	Candace Parker	2006-07
3.	227	Glory Johnson	2010-11
4.	218	Candace Parker	2005-06
5.	217	Glory Johnson	2011-12
	217	Tamika Catchings	1997-98
	217	Chamique Holdsclaw	1997-98
8.	213	Semeka Randall	1997-98
9.	208	Daedra Charles	1990-91
10.	205	Dana Johnson	1994-95

FREE THROW PCT. (MIN. 50 ATTEMPTS)

	FT%	Player (FTM-FTA)	Year
1.	.957	Shanna Zolman (88-92)	2003-04
2.	.944	Shanna Zolman (85-90)	2005-06
3.	.900	Sidney Spencer (54-60)	2006-07
4.	.892	Shanna Zolman (58-65)	2002-03
5.	.884	Kara Lawson (99-112)	2002-03
6.	.880	Tiffany Woosley (110-125)	1993-94
7.	.879	Latina Davis (51-58)	1993-94
8.	.864	Cindy Brogdon (102-118)	1977-78
9.	.862	Shanna Zolman (75-87)	2004-05
10.	.857	Kara Lawson (60-70)	2000-01

POINTS

	Points	Player	Year
1.	987	Trish Roberts	1976-77
2.	915	Chamique Holdsclaw	1997-98
3.	809	Candace Parker	2007-08
4.	803	Chamique Holdsclaw	1996-97
5.	784	Cindy Brogdon	1978-79
6.	735	Bridgette Gordon	1988-89
7.	730	Jill Rankin	1979-80
8.	724	Chamique Holdsclaw	1998-99
9.	711	Tamika Catchings	1997-98
10.	706	Candace Parker	2006-07

POINTS AVERAGE

	Points	Player	Year
1.	29.9	Patricia Roberts	1976-77
2.	23.5	Chamique Holdsclaw	1997-98
3.	21.7	Cindy Brogdon	1977-78
4.	21.3	Candace Parker	2007-08
	21.3	Chamique Holdsclaw	1998-99
6.	20.8	Bridgette Gordon	1987-88
7.	20.6	Chamique Holdsclaw	1996-97
8.	20.4	Bridgette Gordon	1988-89
9.	20.1	Cindy Brogdon	1978-79
10.	19.6	Candace Parker	2006-07

REBOUNDS

	Reb	Player	Year
1.	467	Trish Roberts	1976-77
2.	367	Chamique Holdsclaw	1996-97
3.	359	Glory Johnson	2010-11
4.	355	Glory Johnson	2011-12
5.	352	Candace Parker	2006-07
6.	338	Debbie Groover	1978-79
7.	328	Chamique Holdsclaw	1997-98
8.	**326**	**Isabelle Harrison**	**2013-14**
9.	326	Chamique Holdsclaw	1995-96
10.	322	Candace Parker	2007-08
	322	Daedra Charles	1990-91

REBOUND AVERAGE

	RPG	Player	Year
1.	14.2	Trish Roberts	1976-77
2.	9.9	Glory Johnson	2011-12
3.	9.8	Candace Parker	2006-07
4.	9.7	Glory Johnson	2010-11
5.	9.4	Chamique Holdsclaw	1996-97
	9.4	Lisa Harrison	1992-93
	9.4	Sheila Frost	1985-86
	9.4	Shelia Collins	1984-85
9	**9.3**	**Isabelle Harrison**	**2013-14**
10.	9.2	Karla Horton	1985-86
	9.2	Daedra Charles	1990-91

ASSISTS

	Assists	Player	Year
1.	243	Dawn Marsh	1987-88
2.	225	Holly Warlick	1979-80
3.	204	Michelle Marciniak	1994-95
4.	193	Dawn Marsh	1986-87
5.	192	Dawn Marsh	1985-86
6.	181	Holly Warlick	1978-79
7.	165	Lea Henry	1980-81
8.	**162**	**Ariel Massengale**	**2011-12**
9.	**158**	**Ariel Massengale**	**2012-13**
	158	Lea Henry	1981-82

ASSIST AVERAGE

	APG	Player	Year
1.	7.1	Dawn Marsh	1987-88
2.	6.0	Dawn Marsh	1986-87
3.	5.9	Holly Warlick	1979-80
4.	**5.8**	**Ariel Massengale**	**2013-14**
5.	5.7	Michelle Marciniak	1994-95
6.	5.6	Dawn Marsh	1985-86
7.	5.3	Lea Henry	1980-81
8.	5.0	Holly Warlick	1977-78
9.	**4.9**	**Ariel Massengale**	**2011-12**
	4.9	Lea Henry	1981-82

BLOCKED SHOTS

	Blocks	Player	Year
1.	113	Kelley Cain	2009-10
2.	99	Candace Parker	2006-07
3.	90	Candace Parker	2007-08
	90	Teresa Geter	1997-98
5.	86	Candace Parker	2005-06
6.	77	Sheila Frost	1985-86
7.	70	Ashley Robinson	2003-04
8.	66	Kelley Cain	2010-11
9.	63	Ashley Robinson	2002-03
10.	60	Sheila Frost	1987-88

STEALS

	Steals	Player	Year
1.	141	Holly Warlick	1978-79
2.	114	Alexis Hornbuckle	2006-07
3.	113	Shelia Collins	1984-85
4.	110	Chamique Holdsclaw	1997-98
5.	109	Holly Warlick	1979-80
6.	105	Bridgette Gordon	1988-89
7.	104	Alexis Hornbuckle	2007-08
8.	102	Semeka Randall	1997-98
9.	101	Michelle Marciniak	1995-96
10.	100	Tamika Catchings	1997-98

CAREER RECORDS

INDIVIDUAL

GAMES PLAYED

	Gms.	Player	Years
1.	148	Chamique Holdsclaw	1995-99
2.	146	Nicky Anosike	2004-08
3.	144	Shanna Zolman	2002-06
4.	143	Meighan Simmons	2010-14
	143	Kara Lawson	1999-2003
	143	Abby Conklin	1993-97
7.	141	Glory Johnson	2009-10-11-12
	141	Tasha Butts	2000-04
	141	Holly Warlick	1976-80
10.	140	Tye'sha Fluker	2002-06
	140	Semeka Randall	1997-2001

GAMES STARTED

	Starts	Player	Years
1.	147	Chamique Holdsclaw	1995-99
2.	138	Shekinna Stricklen	2008-12
3.	137	Kara Lawson	1999-2003
4.	133	Nicky Anosike	2004-08
5.	127	Meighan Simmons	2010-14
5.	126	Tamika Catchings	1997-2001
6.	123	Lea Henry	1979-83
7.	121	Bridgette Gordon	1985-89
8.	119	Alexis Hornbuckle	2004-08
	119	Semeka Randall	1997-2001
10.	118	Glory Johnson	2008-12

FIELD GOALS MADE

	Made	Player	Years
1.	1233	Chamique Holdsclaw	1995-99
2.	1017	Bridgette Gordon	1985-89
3.	797	Candace Parker	2005-08
4.	760	Tamika Catchings	1997-2001
5.	754	Sheila Frost	1985-89
6.	746	Meighan Simmons	2010-14
	746	Tanya Haave	1980-84
8.	731	Semeka Randall	1997-2001
9.	692	Shekinna Stricklen	2008-12
10.	687	Mary Ostrowski	1980-84

FIELD GOALS ATTEMPTED

	FGA	Player	Years
1.	2419	Chamique Holdsclaw	1995-99
2.	1985	Bridgette Gordon	1985-89
3.	1834	Meighan Simmons	2010-14
4.	1590	Semeka Randall	1997-2001
5.	1583	Shekinna Stricklen	2008-12
6.	1506	Tamika Catchings	1997-2001
7.	1482	Candace Parker	2005-08
8.	1475	Kara Lawson	1999-2003
9.	1456	Tanya Haave	1980-84
10.	1404	Shyra Ely	2001-05

FIELD GOAL PCT.(MIN. 200 ATTEMPTS)

	FG%	Player (FGM-FGA)	Years
1.	.647	Trish Roberts (428-662)	1976-77
2.	.625	Cindy Noble (614-982)	1978-81
3.	.606	Kelley Cain (343-566)	2008-11
4.	.591	Sheila Frost (754-1276)	1985-89
5.	.561	Jerilynn Harper (152-271)	1978-79
6.	.553	M. Snow (585-1057)	1998-2002

LADY VOL RECORDS

7.	.5522	Jill Rankin (296-536)	1979-80
8.	.5520	Daedra Charles (594-1077)	1988-91
9.	.549	D. Johnson (622-1132)	1991-95
10.	.540	M. Ostrowski (687-1272)	1980-84

THREE-POINT FIELD GOALS MADE

3PM		Player	Years
1.	305	Angie Bjorklund	2007-11
2.	266	Shanna Zolman	2002-06
3.	256	Kara Lawson	1999-2003
4.	255	Meighan Simmons	2010-14
5.	163	Shekinna Stricklen	2008-12
6.	161	Brittany Jackson	2001-05
7.	147	Shannon Bobbitt	2006-08
8.	143	Taber Spani	2009-13
9.	133	Sidney Spencer	2003-07
10.	132	Tiffany Woosley	1991-95

THREE-POINT FIELD GOALS ATTEMPTED

3PA		Player	Years
1.	740	Meighan Simmons	2010-14
2.	738	Angie Bjorklund	2007-11
3.	626	Shanna Zolman	2002-06
4.	617	Kara Lawson	1999-2003
5.	481	Shekinna Stricklen	2008-12
6.	443	Brittany Jackson	2001-05
7.	381	Taber Spani	2009-13
8.	368	Nikki Caldwell	1990-94
9.	366	Tamika Catchings	1997-2001
10.	362	Shannon Bobbitt	2006-08

THREE-POINT FIELD GOAL PCT. (MIN. 100 ATTEMPTS)

3P%		Player (3PM-3PA)	Years
1.	.425	S. Zolman (266-626)	2002-06
2.	.415	Kara Lawson (256-617)	1999-2003
3.	.413	A. Bjorklund (305-738)	2007-11
4.	.412	April McDivitt (101-245)	1999-2002
5.	.406	Shannon Bobbitt (147-362)	2006-08
6.	.396	S. Spencer (133-336)	2003-07
7.	.393	Gwen Jackson (55-140)	1999-03
8.	.391	T. Woosley (132-338)	1991-95
9.	.375	Taber Spani (143-381)	2009-13
10.	.364	Kellie Jolly (99-272)	1995-99

FREE THROWS MADE

FTM		Player	Years
1.	526	Candace Parker	2005-08
2.	523	Chamique Holdsclaw	1995-99
3.	493	Glory Johnson	2008-12
4.	471	Tamika Catchings	1997-2001
5.	439	Semeka Randall	1997-2001
6.	423	Bridgette Gordon	1985-89
7.	381	Nicky Anosike	2004-08
8.	377	Dana Johnson	1991-95
9.	371	Tonya Edwards	1986-90
10.	356	Debbie Groover	1977-81

FREE THROWS ATTEMPTED

FTA		Player	Years
1.	796	Glory Johnson	2008-12
2.	738	Candace Parker	2005-08
3.	731	Chamique Holdsclaw	1995-99
4.	618	Semeka Randall	1997-2001
5.	611	Tamika Catchings	1997-2001
6.	610	Bridgette Gordon	1985-89
7.	586	Nicky Anosike	2004-08
8.	584	Dana Johnson	1991-95
9.	539	Daedra Charles	1988-91
10.	512	Michelle Snow	1998-2002

FREE THROW PCT. (MIN. 150 ATTEMPTS)

FT%		Player (FTM-FTA)	Years
1.	.916	S. Zolman (306-334)	2002-06
2.	.853	S. Spencer (163-191)	2003-07
3.	.847	Kara Lawson (344-406)	1999-2003
4.	.839	Cindy Brogdon (198-236)	1977-79
5.	.816	T. Woosley (284-348)	1991-95
	.816	Tanya Haave (279-342)	1980-84
7.	.808	Taber Spani (160-198)	2009-13
8.	.802	Jill Rankin (138-172)	1979-80
9.	.797	Jody Adams (141-177)	1989-93
10.	**.796**	**Ariel Massengale (203-255)**	**2011-**
11.	.795	Abby Conklin (174-219)	1993-97

POINTS

Points		Player	Years
1.	3025	Chamique Holdsclaw	1995-99
2.	2462	Bridgette Gordon	1985-89
3.	2137	Candace Parker	2005-08
4.	2113	Tamika Catchings	1997-2001
5.	2064	Meighan Simmons	2010-14
6.	1950	Kara Lawson	1999-2003
7.	1915	Semeka Randall	1997-2001
8.	1882	Shekinna Stricklen	2008-12
9.	1790	Sheila Frost	1985-89
10.	1771	Tanya Haave	1980-84

SCORING AVERAGE (MIN. 30 GAMES)

PPG		Player	Years
1.	29.9	Trish Roberts	1976-77
2.	20.8	Cindy Brogdon	1977-79
3.	20.4	Chamique Holdsclaw	1995-99
4.	19.4	Candace Parker	2005-08
5.	19.2	Jill Rankin	1979-80
6.	18.0	Bridgette Gordon	1985-89
7.	16.6	Tamika Catchings	1997-2001
8.	15.2	Cindy Noble	1978-81
9.	14.4	Meighan Simmons	2010-2014
10.	14.2	Daedra Charles	1988-1991

REBOUNDS

Rebounds		Player	Years
1.	1295	Chamique Holdsclaw	1995-97-98-99
2.	1218	Glory Johnson	2008-12
3.	1043	Sheila Frost	1985-89
4.	1004	Tamika Catchings	1997-2001
5.	994	Mary Ostrowski	1980-84
6.	972	Candace Parker	2005-08
7.	957	Debbie Groover	1977-81
8.	940	Shyra Ely	2001-05
9.	915	Bridgette Gordon	1985-89
10.	914	Nicky Anosike	2004-08

REBOUND AVERAGE (MIN. 30 GAMES)

RPG		Player	Years
1.	14.2	Trish Roberts	1976-77
2.	8.8	Candace Parker	2005-08
	8.8	Chamique Holdsclaw	1995-99
4.	8.6	Glory Johnson	2008-12
5.	8.2	Daedra Charles	1988-91
6.	8.0	Mary Ostrowski	1979-84
7.	7.9	Tamika Catchings	1996-2001
8.	7.7	Karla Horton	1984-87
9.	7.6	Sheila Frost	1985-89
10.	**7.4**	**Bashaara Graves**	**2012-**
11.	7.3	Jill Rankin	1979-80

ASSISTS

Assts.		Player	Years
1.	755	Dawn Marsh	1984-88
2.	673	Holly Warlick	1976-80
3.	587	Lea Henry	1979-83
4.	503	Alexis Hornbuckle	2004-08
5.	456	Kara Lawson	1999-2003
6.	452	Kellie Jolly	1995-99
7.	449	Michelle Marciniak	1993-96
8.	439	Dena Head	1988-92
9.	**430**	**Ariel Massengale**	**2011-**
10.	429	Kristen Clement	1997-2001

ASSIST AVERAGE (MIN. 30 GAMES)

APG		Player	Years
1.	5.7	Dawn Marsh	1984-88
2.	**4.9**	**Ariel Massengale**	**2011-**
3.	4.8	Holly Warlick	1976-80
4.	4.4	Lea Henry	1979-83
5.	4.3	Michelle Marciniak	1993-96
6.	3.7	Cindy Brogdon	1977-79
7.	3.64	Alexis Hornbuckle	2004-08
8.	3.58	Loree Moore	2001-05
9.	3.4	Kellie Jolly	1995-99
10.	3.3	Dena Head	1988-92
	3.3	Suzanne Barbre	**-**-1976-78

BLOCKED SHOTS

Blocks		Player	Years
1.	275	Candace Parker	2005-08
2.	249	Sheila Frost	1985-89
3.	228	Kelley Cain	2008-11
4.	200	Ashley Robinson	20000-04
5.	194	Michelle Snow	1998-2002
6.	161	Nicky Anosike	2004-08
7.	136	Tamika Catchings	1997-2001
8.	135	Teresa Geter	1997-99
9.	111	Chamique Holdsclaw	1995-99
10.	**105**	**Isabelle Harrison**	**2011-**

STEALS

Steals		Player	Years
1.	373	Alexis Hornbuckle	2004-08
2.	336	Bridgette Gordon	1985-89
3.	311	Tamika Catchings	1997-2001
4.	305	Chamique Holdsclaw	1995-99
5.	289	Nikki McCray	1991-95
6.	286	Semeka Randall	1997-2001
7.	280	Loree Moore	2001-05
8.	278	Shelia Collins	1981-85
9.	250	Holly Warlick	**-**-1978-80
10.	234	Michelle Marciniak	1993-96

LADY VOL RECORDS BY CLASS

FRESHMAN

POINTS

Total	Name	Opponent	Date
1. 35	Tamika Catchings	Depaul	1/20/98
2. 34	Candace Parker	Florida	2/26/06
3. 31	Shyra Ely	Georgia	3/1/02
4. 29	Angie Bjorklund	Arkansas	1/24/08
29	Candace Parker	Rutgers	3/26/06

REBOUNDS

Total	Name	Opponent	Date
1. 19	Chamique Holdslaw	Georgia	1/8/96
2. 18	Sheila Frost	Notre Dame	12/9/85
3. 17	Sheila Frost	Iowa	3/16/86
17	Bridgette Gordon	Georgia	1/29/86
17	Tiffani Johnson	Louisiana Tech	11/20/94
17	Michelle Snow	Mississippi St.	2/6/99

ASSISTS

Total	Name	Opponent	Date
1. 12	**Ariel Massengale**	**Vanderbilt**	**1/15/12**
2. 11	**Ariel Massengale**	**Alabama**	**1/26/12**
11	Meighan Simmons	Alabama	1/6/11
4. 9	**Cierra Burdick**	**Old Dominion**	**12/28/11**
9	Jody Adams	Stetson	11/26/89
9	Jody Adams	Illinois	1/2/90
9	Pam Marr	Rutgers	1/19/83

BLOCKED SHOTS

Total	Name	Opponent	Date
1. 7	Candace Parker	Michigan State	11/24/05
7	Kelley Cain	Alabama	3/5/09
3. 6	**Mercedes Russell**	**Tennessee State**	**12/17/13**
6	Kelley Cain	Georgia	2/5/09
6	Candace Parker	Rutgers	3/26/06
6	Sheila Frost	Tennessee St.	2/17/86

STEALS

Total	Name	Opponent	Date
1. 8	Nikki McCray	Memphis St.	2/19/92
8	Bridgette Gordon	Hawaii Pacific	12/20/85
3. 7	Sheila Collins	Southern Cal.	3/21/82
4. 6	8x, most recently N. Anosike	Purdue	3/22/05

SOPHOMORE

POINTS

Total	Name	Opponent	Date
1. 38	Tamika Catchings	Florida	2/26/99
2. 34	Chamique Holdsclaw	Georgia	12/8/96
3. 33	Chamique Holdsclaw	Louisiana Tech	2/24/97
33	Bridgette Gordon	Auburn	3/21/87
5. 32	Candace Parker	Old Dominion	12/22/06

REBOUNDS

Total	Name	Opponent	Date
1. 22	Karla Horton	East Carolina	11/24/85
2. 20	Debbie Groover	Valdosta St.	1/27/79
3. 19	Pashen Thompson	Montana	12/19/94
4. 18	**Bashaara Graves**	**Georgia Tech**	**11/17/13**
18	Chamique Holdsclaw	DePaul	1/28/97
18	Sheila Frost	Georgia	1/24/87
18	Karla Horton	Louisiana St.	1/20/86

ASSISTS

Total	Name	Opponent	Date
1. 14	Holly Warlick	Memphis St.	2/17/78
2. 12	Shekinna Stricklen	Oklahoma	1/3/10
12	Dawn Marsh	Georgia	3/20/86
4. 11	Kellie Jolly	Old Dominion	3/30/97
11	Dawn Marsh	Hawaii Pacific	12/20/85

BLOCKED SHOTS

Total	Name	Opponent	Date
1. 12	Kelley Cain	LSU	2/22/10
2. 8	Kelley Cain	Arkansas	2/4/10
3. 7	**Isabelle Harrison**	**South Carolina**	**1/3/13**
7	Kelley Cain	Kentucky	2/25/10
7	Kelley Cain	Florida	2/14/10
7	Candace Parker	Louisiana Tech	11/28/06
7	Michelle Snow	Rutgers	3/31/00

STEALS

Total	Name	Opponent	Date
1. 8	Tamika Catchings	Memphis	2/16/99
8	Tonya Edwards	Oregon State	12/16/87
8	Tonya Edwards	Florida	2/21/88
8	Nikki McCray	UNC Charlotte	12/9/92
5. 7	10x, most recently L. Moore	Oklahoma	11/10/02

JUNIOR

POINTS

Total	Name	Opponent	Date
1. 43	Tanya Haave	Stephen F. Austin	12/11/82
2. 39	Chamique Holdsclaw	Auburn	2/14/98
3. 37	Chamique Holdsclaw	Florida	1/10/98
4. 36	Sheila Frost	Vanderbilt	1/17/88
5. 35	Cindy Noble	UT-Chattanooga	1/18/80

REBOUNDS

Total	Name	Opponent	Date
1. 20	Cindy Brogdon	Memphis St.	2/17/78
2. 20	Sheila Frost	N. Illinois	12/20/87
3. 19	Tiffani Johnson	Auburn	2/15/97
4. 18	**Isabelle Harrison**	**Georgia Tech**	**11/17/13**
18	Glory Johnson	Mississippi St.	1/27/11
18	Glory Johnson	Georgia Tech	11/26/10
18	Dana Johnson	Alabama	3/6/94

ASSISTS

Total	Name	Opponent	Date
1. 13	**Ariel Massengale**	**Virginia**	**11/28/13**
2. 12	**Ariel Massengale**	**LSU**	**1/2/14**
12	Michelle Marciniak	Georgia	2/25/95
12	Lea Henry	Kentucky	2/28/82
5. 11	Laurie Milligan	Old Dominion	1/7/97
11	Shelley Sexton	UCLA	12/15/85
11	Susan Clower	Old Dominion	2/16/81

BLOCKED SHOTS

Total	Name	Opponent	Date
1. 6	Kelley Cain	South Carolina	1/20/11
6	Daedra Charles	Georgia	3/4/90
3. 5	Kelley Cain	Kentucky	3/6/11
5	Kelley Cain	Florida	2/10/11
5	Candace Parker	Mississippi St.	2/24/08
5	Candace Parker	Rutgers	2/11/08
5	Ashley Robinson	Alabama	1/16/03
5	Michelle Snow	Memphis	12/15/00
5	Sheila Frost	Memphis St.	1/27/88
5	Sheila Frost	Louisiana Tech	2/15/88

STEALS

Total	Name	Opponent	Date
1. 9	Holly Warlick	Louisiana State	1/24/79
2. 8	Alberta Auguste	Louisiana Tech	11/28/06
8	Dena Head	Virginia Tech	12/3/90
8	Shelley Sexton	Hawaii Pacific	12/20/85
8	Nikki McCray	Virginia Tech	1/20/94

SENIOR

POINTS

Total	Name	Opponent	Date
1. 51	Patricia Roberts	Kentucky	11/13/76
2. 43	Patricia Roberts	ETSU	1/24/77
3. 40	Shelia Collins	Mississippi	3/3/85
4. 39	Chamique Holdsclaw	Boston College	3/15/99
5. 37	Tasha Butts	Vanderbilt	2/15/04
37	Jill Rankin	N.C. State	1/4/80

LADY VOL RECORDS BY CLASS

REBOUNDS

	Total	Name	Opponent	Date
1.	22	Daedra Charles	SW Missouri St.	3/16/91
2.	21	Glory Johnson	DePaul	3/11/12
3.	20	Patricia Roberts	Clemson, MTSU	
			EKU, KY	3-77/11-76
4.	19	Shelia Collins	Mississippi	3/3/85
5.	18	Tamika Catchings	Texas	12/22/00

ASSISTS

	Total	Name	Opponent	Date
1.	18	Dawn Marsh	Georgia	3/6/88
2.	13	Shannon Bobbitt	Gonzaga	12/16/07
3.	12	Holly Warlick	Clemson	3/5/80
	12	Dawn Marsh	Vanderbilt	1/17/88
5.	11	Dawn Marsh	Memphis State	1/27/88

BLOCKED SHOTS

	Total	Name	Opponent	Date
1.	8	Ashley Robinson	Rutgers	12/11/03
2.	7	Cindy Noble	Illinois State	3/21/81
3.	6	Mary Ostrowski	Mississippi	2/15/84
	6	Cindy Noble	Kentucky	3/13/81
5.	5	8x, most recently A.Robinson Colgate		3/20/04

STEALS

	Total	Name	Opponent	Date
1.	11	Michelle Marciniak	Kentucky	1/14/96
2.	10	Shelia Collins	Florida State	2/8/85
3.	8	Alexis Hornbuckle	Purdue	3/25/08
	8	Nikki McCray	Vanderbilt	2/12/95
	8	Holly Warlick	UCLA	12/13/79

TOP 10 SEASON AVERAGES BY CLASS

FRESHMAN RECORDS

POINTS

	Name	Games	Points	Avg.
1.	Tamika Catchings	39	711	18.2
2.	Candace Parker	36	622	17.3
3.	Chamique Holdsclaw	36	583	16.2
4.	Semeka Randall	38	604	15.9
5.	Bridgette Gordon	34	481	14.2
	Shelia Collins	31	412	14.2
7.	Kara Lawson	37	504	13.6
8.	Meighan Simmons	37	500	13.5
9.	Shekinna Stricklen	32	424	13.3
10.	**Bashaara Graves**	**35**	**461**	**13.2**

REBOUNDS

	Name	Games	Rebs.	Avg.
1.	Sheila Frost	33	309	9.4
2.	Chamique Holdsclaw	36	326	9.1
3.	Candace Parker	36	298	8.3
4.	**Bashaara Graves**	**35**	**281**	**8.0**
	Tamika Catchings	39	313	8.0
6.	Karla Horton	32	229	7.2
	Glory Johnson	33	236	7.2
8.	Mary Ostrowski	29	203	7.0
9.	Lisa McGill	27	184	6.8
10.	Tiffani Johnson	37	241	6.5

ASSISTS

	Name	Games	Assists	Avg.
1.	**Ariel Massengale**	**33**	**162**	**4.9**
2.	Dawn Marsh	32	127	3.97
3.	Loree Moore	34	133	3.91
4.	Holly Warlick	33	112	3.4
5.	Dena Head	37	118	3.2
	Kristen "Ace" Clement	33	107	3.2
7.	Lea Henry	38	119	3.1
	Alexis Hornbuckle	35	110	3.1
9.	Shekinna Stricklen	32	95	3.0
10.	Candace Parker	36	103	2.9

SOPHOMORE RECORDS

POINTS

	Name	Games	Points	Avg.
1.	Chamique Holdsclaw	39	803	20.6
2.	Candace Parker	36	706	19.6
3.	Tamika Catchings	34	563	16.6
4.	Bridgette Gordon	34	559	16.4
5.	Peggy Evans	31	458	14.8
6.	Mary Ostrowski	32	458	14.3
7.	Semeka Randall	33	464	14.1
8.	Paula Towns	32	451	14.0
9.	Suzanne Barbre	14	182	13.9
10.	Tanya Haave	32	420	13.1

REBOUNDS

	Name	Games	Rebs.	Avg.
1.	Candace Parker	36	352	9.8
2.	Chamique Holdsclaw	39	367	9.4
3.	Karla Horton	34	313	9.2
4.	Debbie Groover	39	338	8.7
5.	Mary Ostrowski	32	273	8.5
6.	Vonda Ward	32	250	7.8
	Paula Towns	32	250	7.8
8.	Kelley Cain	33	254	7.69
9.	Glory Johnson	35	268	7.65
10.	**Isabelle Harrison**	**25**	**188**	**7.5**

ASSISTS

	Name	Games	Assists	Avg.
1.	Dawn Marsh	34	192	5.6
2.	Lea Henry	31	167	5.4
3.	Holly Warlick	31	155	5.0
4.	**Ariel Massengale**	**35**	**158**	**4.5**
5.	Kellie Jolly	23	94	4.1
6.	Suzanne Barbre	14	55	3.93
7.	Dena Head	33	129	3.91
8.	Alexis Hornbuckle	29	113	3.89
9.	Shekinna Stricklen	35	135	3.85
10.	Loree Moore	38	145	3.82

JUNIOR RECORDS

POINTS

	Name	Games	Points	Avg.
1.	Chamique Holdsclaw	39	915	23.5
2.	Cindy Brogdon	31	674	21.7
3.	Candace Parker	38	809	21.3
4.	Bridgette Gordon	34	687	20.8
5.	Tanya Haave	33	614	18.6
6.	Meighan Simmons	35	589	16.8
7.	Nikki McCray	33	537	16.3
8.	Daedra Charles	33	525	15.9
9.	Tamika Catchings	37	580	15.7
10.	Kara Lawson	34	512	15.1

REBOUNDS

	Name	Games	Rebs.	Avg.
1.	Glory Johnson	37	359	9.7
2.	**Isabelle Harrison**	**35**	**326**	**9.3**
3.	Daedra Charles	33	287	8.7
4.	Candace Parker	38	322	8.5
5.	Chamique Holdsclaw	39	328	8.4
6.	Shyra Ely	35	279	8.0
7.	Sheila Frost	34	269	7.91
8.	Tamika Catchings	37	292	7.89
9.	Mary Ostrowski	33	255	7.7
10.	Cindy Noble	38	288	7.6
	Cindy Brogdon	31	238	7.6

ASSISTS

	Name	Games	Assists	Avg.
1.	Dawn Marsh	32	193	6.0
2.	**Ariel Massengale**	**19**	**110**	**5.8**
3.	Michelle Marciniak	36	204	5.7
4.	Lea Henry	32	152	4.9
5.	Holly Warlick	39	181	4.6
6.	Laurie Milligan	22	98	4.5
7.	Alexis Hornbuckle	37	146	4.0
8.	Kellie Jolly	39	148	3.8
	Suzanne Barbre	33	126	3.8
10.	Dena Head	35	129	3.7
	Shelley Sexton	34	124	3.7

SENIOR RECORDS

POINTS

	Name	Games	Points	Avg.
1.	Patricia Roberts	33	987	29.9
2.	Chamique Holdsclaw	34	724	21.3
3.	Bridgette Gordon	36	733	20.4
4.	Cindy Brogdon	39	784	20.1
5.	Jill Rankin	38	730	19.2
6.	Shelia Collins	31	563	18.2
7.	Daedra Charles	35	607	17.3
8.	Meighan Simmons	35	577	16.5
9.	Gwen Jackson	38	612	16.1
	Suzanne Barbre	31	499	16.1

REBOUNDS

Rank	Name	Games	Rebs.	Avg.
1.	Patricia Roberts	33	467	14.2
2.	Glory Johnson	36	355	9.9
3.	Lisa Harrison	32	300	9.4
	Shelia Collins	31	290	9.4
5.	Daedra Charles	35	322	9.2
6.	Tamika Catchings	17	150	8.8
7.	Mary Ostrowski	31	270	8.7
8.	Chamique Holdsclaw	34	274	8.1
9.	Dana Johnson	37	289	7.8
10.	Cindy Noble	31	230	7.4

ASSISTS

	Name	Games	Assists	Avg.
1.	Dawn Marsh	34	243	7.1
2.	Holly Warlick	38	225	6.0
3.	Lea Henry	33	149	4.5
4.	Michelle Marciniak	36	156	4.3
5.	Kellie Jolly	34	141	4.1
6.	Kara Lawson	38	151	4.0
7.	Cindy Brogdon	39	150	3.8
8.	Alexis Hornbuckle	37	134	3.6
9.	Tonya Edwards	33	111	3.4
10.	Loree Moore	29	96	3.3

SEASON STATISTICAL BREAKDOWN

FIELD GOALS MADE
1292, 1978-79 (39)
1288, 1997-98 (39)
1224, 1987-88 (34)
1202, 1979-80 (38)
1191, 1988-89 (37)
1147, 1976-77 (33)
1117, 1998-99 (34)
1107, 1996-97 (39)
1106, 2002-03 (38)
1094, 2010-11 (37)
1083, 2007-08 (38)
1079, 1985-86 (34)
1073, 1986-87 (34)
1069, 1995-96 (36)
1057, 1994-95 (37)
1051, 1990-91 (35)
1051, 1982-83 (33)
1050, 1999-00 (37)
1037, 1977-78 (31)
1028, 2000-01 (34)
1011, 1989-90 (33)
1007, 2012-13 (35)
1005, 2005-06 (36)
1004, 2009-10 (35)
999, 2013-14 (35)
995, 2006-07 (37)
981, 2001-02 (34)
971, 1993-94 (33)
968, 2011-12 (36)
966, 1991-92 (31)
967, 2003-04 (35)
964, 1992-93 (32)
944, 1981-82 (32)
926, 1980-81 (31)
915, 1983-84 (33)
892, 2004-05 (35)
868, 1984-85 (32)
837, 2008-09 (33)

FIELD GOAL ATT.
2679, 1997-98 (39)
2622, 1978-79 (39)
2478, 1996-97 (39)
2401, 2007-08 (38)
2395, 1987-88 (34)
2384, 2002-03 (38)
2379, 1979-80 (38)
2363, 1988-89 (37)
2346, 2010-11 (37)
2324, 1995-96 (36)
2324, 1999-00 (37)
2290, 1976-77 (33)
2258, 2006-07 (37)
2245, 1986-87 (34)
2244, 2012-13 (35)
2220, 2000-01 (34)
2217, 1994-95 (37)
2214, 2011-12 (36)
2204, 1990-91 (35)
2193, 2001-02 (34)
2193, 1992-93 (32)
2184, 2013-14 (35)
2182, 1985-86 (34)
2181, 2009-10 (35)
2180, 1998-99 (34)
2171, 1989-90 (33)
2160, 1977-78 (31)
2148, 2003-04 (35)
2145, 2004-05 (35)
2133, 2005-06 (36)
2093, 1991-92 (31)
2088, 1993-94 (33)
2034, 1982-83 (33)
2027, 2008-09 (32)
1994, 1983-84 (33)
1976, 1981-82 (32)
1908, 1984-85 (32)
1859, 1980-81 (31)

FIELD GOAL PCT.
.517, 1982-83 (33)
.512, 1998-99 (34)
.511, 1987-88 (34)
.505, 1979-80 (38)
.504, 1988-89 (37)
.501, 1976-77 (33)
.498, 1980-81 (31)
.495, 1985-86 (34)
.493, 1978-79 (39)
.481, 1997-98 (39)
.480, 1977-78 (31)
.478, 1986-87 (34)
.478, 1981-82 (32)
.477, 1990-91 (35)
.477, 1994-95 (37)
.471, 2005-06 (36)
.466, 2010-11 (37)
.466, 1989-90 (33)
.465, 1993-94 (33)
.464, 2002-03 (38)
.463, 2000-01 (34)
.462, 1991-92 (31)
.460, 2009-10 (35)
.460, 1995-96 (36)
.459, 1983-84 (33)
.457, 2013-14 (35)
.455, 1984-85 (32)
.452, 1999-00 (37)
.451, 2007-08 (38)
.450, 2003-04 (35)
.449 2012-13 (35)
.447, 2001-02 (34)
.447, 1996-97 (39)
.441, 2006-07 (37)
.440, 1992-93 (32)
.437, 2011-12 (36)
.416, 2004-05 (35)
.413, 2008-09 (32)

3-PT. FG MADE
242, 2010-11 (37)
237, 2007-08 (38)
232, 2002-03 (38)
220, 2005-06 (36)
210, 2006-07 (37)
192, 2011-12 (36)
187, 2009-10 (35)
185, 1999-00 (37)
178, 2012-13 (35)
176, 2000-01 (34)
175, 2004-05 (35)
163, 2008-09 (32)
161, 2003-04 (35)
160, 2013-14 (35)
145, 2001-02 (34)
135, 1996-97 (39)
118, 1990-91 (35)
109, 1994-95 (37)
108, 1993-94 (33)
106, 1997-98 (39)
98, 1992-93 (32)
89, 1991-92 (31)
83, 1998-99 (34)
78, 1995-96 (36)
43, 1989-90 (33)
27, 1987-88 (34)
6, 1988-89 (37)

3-PT. FG ATTEMPTS
647, 2007-08 (38)
641, 2010-11 (37)
595, 2002-03 (38)
577, 2006-07 (37)
568, 2011-12 (36)
565, 2005-06 (36)
502, 2012-13 (35)
501, 2008-09 (32)
500, 1999-00 (37)
498, 2009-10 (35)
472, 2004-05 (35)
464, 2000-01 (34)
444, 2013-14 (35)
432, 2003-04 (35)
421, 2001-02 (34)
388, 1996-97 (39)
346, 1994-95 (37)
346, 1997-98 (39)
312, 1993-94 (33)
304, 1992-93 (32)
294, 1990-91 (35)
274, 1995-96 (36)
255, 1998-99 (34)
249, 1991-92 (31)
126, 1989-90 (33)
68, 1987-88 (34)
26, 1988-89 (37)

3-PT. FG PCT.
.401, 1990-91 (35)
.397, 1987-88 (34)
.390, 2002-03 (38)
.389, 2005-06 (36)
.379, 2000-01 (34)
.378, 2010-11 (37)
.376, 2009-10 (35)
.373, 2003-04 (35)
.371, 2004-05 (35)
.370, 1999-00 (37)
.366, 2007-08 (38)
.364, 2006-07 (37)
.360, 2013-14 (35)
.357, 1991-92 (31)
.355, 2012-13 (35)
.348, 1996-97 (39)
.346, 1993-94 (33)
.344, 2001-02 (34)
.341, 1989-90 (33)
.338, 2011-12 (36)
.325, 2008-09 (32)
.325, 1998-99 (34)
.322, 1992-93 (32)
.315, 1994-95 (37)
.306, 1997-98 (39)
.285, 1995-96 (36)
.231, 1988-89 (37)

FREE THROWS MADE
782, 1997-98 (39)
709, 1994-95 (37)
665, 1996-97 (39)
664, 1993-94 (33)
648, 1999-00 (37)
635, 1998-99 (34)
628, 1988-89 (37)
612, 1986-87 (34)
608, 2001-02 (34)
593, 2002-03 (38)
589, 2005-06 (36)
587, 1995-96 (36)
580, 2000-01 (34)
577, 1978-79 (39)
567, 2013-14 (35)
567, 2004-05 (35)
561, 1991-92 (31)
555, 1989-90 (33)
548, 1979-80 (38)
546, 1987-88 (34)
544, 1992-93 (32)
536, 2011-12 (36)
526, 1990-91 (35)
525, 2012-13 (35)
524, 2006-07 (37)
513, 2007-08 (38)
508, 2003-04 (35)
504, 2010-11 (37)
498, 1982-83 (33)
498, 1977-78 (31)
497, 1984-85 (32)
469, 2008-09 (32)
456, 1983-84 (33)
456, 1981-82 (32)
447, 1985-86 (34)
413, 1980-81 (31)
405, 2009-10 (35)
368, 1976-77 (33)

FREE THROW ATT.
1110, 1997-98 (39)
973, 1994-95 (37)
950, 1998-99 (34)
947, 1988-89 (37)
946, 1996-97 (39)
931, 1999-00 (37)
910, 1993-94 (33)
882, 1986-87 (34)
849, 2001-02 (34)
844, 2000-01 (34)
833, 1991-92 (31)
828, 1995-96 (36)
827, 1989-90 (33)
826, 2002-03 (38)
807, 1990-91 (35)
804, 1978-79 (39)
801, 2004-05 (35)
798, 1992-93 (32)
796, 2005-06 (36)
793, 2013-14 (35)
766, 1987-88 (34)
759, 2011-12 (36)
757, 2010-11 (37)
746, 1979-80 (38)
741, 2006-07 (37)
730, 2007-08 (38)
713, 1985-86 (34)
711, 1977-78 (31)
710, 2008-09 (32)
706, 2003-04 (35)
692, 2012-13 (35)
688, 1984-85 (32)
671, 1982-83 (33)
658, 1981-82 (32)
654, 1983-84 (33)
609, 2009-10 (35)
572, 1980-81 (31)
556, 1976-77 (33)

FREE THROW PCT.
.759 2012-13 (35)
.742, 1982-83 (33)
.740, 2005-06 (36)
.735, 1979-80 (38)
.730, 1993-94 (33)
.729, 1994-95 (37)
.722, 1984-85 (32)
.722, 1980-81 (31)
.720, 2003-04 (35)
.720, 1978-79 (39)
.718, 2002-03 (38)
.716, 2001-02 (34)
.715, 2013-14 (35)
.713, 1987-88 (34)
.709, 1995-96 (36)
.708, 2004-05 (35)
.707, 2006-07 (37)
.706, 2011-12 (36)
.705, 1997-98 (39)
.703, 2007-08 (38)
.703, 1996-97 (39)
.700, 1977-78 (31)
.697, 1983-84 (33)
.696, 1999-00 (37)
.694, 1986-87 (34)
.693, 1981-82 (32)
.687, 2000-01 (34)
.682, 1992-93 (32)
.673, 1991-92 (31)
.671, 1989-90 (33)
.668, 1998-99 (34)
.666, 2010-11 (37)
.665, 2009-10 (35)
.663, 1988-89 (37)
.662, 1976-77 (33)
.661, 2008-09 (32)
.652, 1990-91 (35)
.627, 1985-86 (34)

SCORING AVERAGE
88.9, 1987-88 (34)
88.8, 1997-98 (39)
86.8, 1998-99 (34)
83.3, 1991-92 (31)
82.9, 1977-78 (31)
82.7, 2000-01 (34)
82.2, 1993-94 (33)
81.5, 1988-89 (37)
81.1, 1986-87 (34)
81.0, 1978-79 (39)
80.7, 1976-77 (33)
80.3, 1992-93 (32)
79.9, 2002-03 (38)
79.9, 2001-02 (34)
79.4, 1989-90 (33)
79.3, 2010-11 (37)
79.3, 1999-00 (37)
79.2, 1994-95 (37)
78.8, 1982-83 (33)
78.5, 1990-91 (35)
78.3, 2005-06 (36)
77.9, 2013-14 (35)
77.9, 1995-96 (36)
77.7, 1979-80 (38)
77.6, 2012-13 (35)
77.3, 1996-97 (39)
76.7, 2007-08 (38)
76.6, 1985-86 (34)
74.4, 2003-04 (35)
74.3, 2009-10 (35)
74.0, 2011-12 (36)
73.6, 2006-07 (37)
73.2, 1981-82 (32)
73.1, 1980-81 (31)
72.2, 2004-05 (35)
69.9, 2008-09 (32)
69.8, 1984-85 (32)
69.3, 1983-84 (33)

SEASON STATISTICAL BREAKDOWN (CONTINUED)

POINTS
3464, 1997-98 (39)
3161, 1978-79 (39)
3037, 2002-03 (38)
3021, 1987-88 (34)
3016, 1988-89 (37)
3014, 1996-97 (39)
2953, 1979-80 (38)
2952, 1998-99 (34)
2934, 2010-11 (37)
2933, 1999-00 (37)
2932, 1994-95 (37)
2916, 2007-08 (38)
2819, 2005-06 (36)
2812, 2000-01 (34)
2803, 1995-96 (36)
2758, 1986-87 (34)
2746, 1990-91 (35)
2725, 2013-14 (35)
2724, 2006-07 (37)
2717, 2012-13 (35)
2715, 2001-02 (34)
2714, 1993-94 (33)
2664, 2011-12 (36)
2662, 1976-77 (33)
2620, 1989-90 (33)
2605, 1985-86 (34)
2603, 2003-04 (35)
2600, 2009-10 (35)
2600, 1982-83 (33)
2582, 1991-92 (31)
2572, 1977-78 (31)
2570, 1992-93 (32)
2526, 2004-05 (35)
2344, 1981-82 (32)
2306, 2008-09 (32)
2286, 1983-84 (33)
2265, 1980-81 (31)
2233, 1984-85 (32)

PERSONAL FOULS
745, 1986-87 (34)
710, 1978-79 (39)
693, 1985-86 (34)
679, 1997-98 (39)
676, 1994-95 (37)
662, 1983-84 (33)
662, 1996-97 (39)
656, 1991-92 (31)
653, 2004-05 (35)
648, 1990-91 (35)
644, 1982-83 (33)
644, 2001-02 (34)
633, 1993-94 (33)
633, 1999-00 (37)
633, 1979-80 (38)
632, 1995-96 (36)
630, 2000-01 (34)
626, 1984-85 (32)
624, 1987-88 (34)
617, 2003-04 (35)
616, 1998-99 (34)
614, 2005-06 (36)
613, 1989-90 (33)
607, 1981-82 (32)
593, 2006-07 (37)
589, 2013-14 (35)
587, 1988-89 (37)
578, 2007-08 (38)
573, 1992-93 (32)
567, 1976-77 (33)
566, 2008-09 (32)
565, 2002-03 (38)
557, 2010-11 (37)
524, 2009-10 (35)
522, 1980-81 (31)
520, 2011-12 (36)
515, 2012-13 (35)
490, 1977-78 (31)

REBOUND AVERAGE
46.9, 1992-93 (32)
46.4, 1978-79 (39)
46.3, 2010-11 (37)
45.6, 2013-14 (35)
45.5, 2000-01 (34)
45.4, 1991-92 (31)
44.9, 1976-77 (33)
44.6, 1987-88 (34)
44.3, 2002-03 (38)
44.3, 1997-98 (39)
44.1, 1994-95 (37)
43.8, 1993-94 (33)
43.7, 1989-90 (33)
43.7, 1985-86 (34)
43.6, 1995-96 (36)
43.5, 2011-12 (36)
43.5, 2008-09 (32)
43.4, 2009-10 (35)
43.4, 2001-02 (34)
43.3, 2012-13 (35)
43.2, 1996-97 (39)
43.0, 1988-89 (37)
42.6, 2003-04 (35)
42.3, 1986-87 (34)
42.3, 1981-82 (32)
42.2, 1979-80 (38)
42.2, 1998-99 (34)
42.0, 2004-05 (35)
41.7, 1999-00 (37)
41.5, 1990-91 (35)
41.5, 1983-84 (33)
41.5, 1980-81 (31)
40.9, 2007-08 (38)
40.5, 1982-83 (33)
40.5, 1984-85 (32)
39.7, 1977-78 (31)
39.4, 2005-06 (36)
38.4, 2006-07 (37)

REBOUNDS
1811, 1978-79 (39)
1728, 1997-98 (39)
1713, 2010-11 (37)
1684, 1996-97 (39)
1682, 2002-03 (38)
1630, 1994-95 (37)
1604, 1979-80 (38)
1595, 2013-14 (35)
1590, 1988-89 (37)
1571, 1995-96 (36)
1567, 2011-12 (36)
1555, 2007-08 (38)
1548, 2000-01 (34)
1542, 1999-00 (37)
1519, 2009-10 (35)
1518, 1987-88 (34)
1515, 2012-13 (35)
1501, 1992-93 (32)
1491, 2003-04 (35)
1486, 1985-86 (34)
1483, 1976-77 (33)
1476. 2001-02 (34)
1469, 2004-05 (35)
1451, 1990-91 (35)
1447, 1993-94 (33)
1441, 1989-90 (33)
1437, 1986-87 (34)
1435, 2008-09 (32)
1434, 1998-99 (34)
1421, 2006-07 (37)
1418, 2005-06 (36)
1407, 1991-92 (31)
1368, 1983-84 (33)
1337, 1982-83 (33)
1353, 1981-82 (32)
1297, 1984-85 (32)
1285, 1980-81 (31)
1233, 1977-78 (31)

ASSISTS
715, 1979-80 (38)
661, 1978-79 (39)
660, 1987-88 (34)
660, 1985-86 (34)
631, 2002-03 (38)
625, 1986-87 (34)
624, 1997-98 (39)
623, 1988-89 (37)
611, 2007-08 (38)
611, 1980-81 (31)
594, 1982-83 (33)
574, 1981-82 (32)
569, 2006-07 (37)
568, 2000-01 (34)
556, 2005-06 (36)
555, 1983-84 (33)
550, 2009-10 (35)
545, 1999-00 (37)
542, 1995-96 (36)
536, 2013-14 (35)
533, 1994-95 (37)
526, 1996-97 (39)
525, 2011-12 (36)
525, 1989-90 (33)
522, 2010-11 (37)
519, 1990-91 (35)
512, 2012-13 (35)
512, 1998-99 (34)
508, 1993-94 (33)
502, 2003-04 (35)
502, 1984-85 (32)
486, 2004-05 (35)
474, 2001-02 (34)
455, 1991-92 (31)
445, 2008-09 (33)
413, 1992-93 (32)

BLOCKS
238, 1997-98 (39)
226, 2009-10 (35)
223, 2007-08 (38)
202, 2006-07 (37)
202, 2005-06 (36)
195, 2010-11 (37)
183, 2000-01 (34)
167, 2011-12 (36)
163, 1998-99 (34)
162, 2002-03 (38)
156, 2003-04 (35)
155, 2008-09 (33)
143, 2012-13 (35)
135, 2013-14 (35)
134, 1996-97 (39)
133, 1985-86 (34)
130, 2004-05 (35)
128, 2001-02 (34)
127, 1987-88 (34)
126, 1988-89 (37)
118, 1999-00 (37)
112, 1995-96 (36)
111, 1986-87 (34)
110, 1994-95 (37)
100, 1993-94 (33)
100, 1991-92 (31)
98, 1992-93 (32)
94, 1989-90 (33)
94, 1984-85 (32)
91, 1982-83 (33)
87, 1981-82 (32)
87, 1979-80 (38)
85, 1980-81 (31)
84, 1990-91 (35)
83, 1983-84 (33)
73, 1978-79 (39)

STEALS
567, 1997-98 (39)
567, 1978-79 (39)
495, 1988-89 (37)
451, 1979-80 (38)
445, 2007-08 (38)
436, 2006-07 (37)
419, 1999-00 (37)
400, 1986-87 (34)
391, 1998-99 (34)
384, 1987-88 (34)
377, 2001-02 (34)
376, 1985-86 (34)
366, 1992-93 (32)
361, 1983-84 (33)
359, 1994-95 (37)
358, 1984-85 (32)
356, 1982-83 (33)
352, 1996-97 (39)
350, 2002-03 (38)
350, 1991-92 (31)
345, 2004-05 (35)
342, 1989-90 (33)
339, 1995-96 (36)
336, 1993-94 (33)
327, 1981-81 (32)
323, 2005-06 (36)
315, 1980-81 (31)
313, 1990-91 (35)
312, 2012-13 (35)
307, 2000-01 (34)
287, 2011-12 (36)
283, 2003-04 (35)
280, 2010-11 (37)
273, 2013-14 (35)
249, 2008-09 (33)
239, 2009-10 (35)

FINAL YEARLY RANKING IN THE AP POLL

1977
1. Delta St.
2. Immaculta
3. St. Joseph's
4. Cal-St. Fullerton
5. TENNESSEE

1978
1. TENNESSEE
2. Wayland Baptist
3. N. Carolina St.
4. Montclair St.
5. UCLA

1979
1. Old Dominion
2. Louisiana Tech
3. TENNESSEE
4. Texas
5. Stephen. F. Austin

1980
1. Old Dominion
2. TENNESSEE
3. Louisiana Tech
4. South Carolina
5. Stephen. F. Austin

1981
1. Louisiana Tech
2. TENNESSEE
3. Old Dominion
4. Southern Cal
5. Cheyney

1982
1. Louisiana Tech
2. Cheyney
3. Maryland
4. TENNESSEE
5. Texas

1983
1. Louisiana Tech
2. Southern Cal
3. Texas
4. Old Dominion
5. Cheyney
9. TENNESSEE

1984
1. Texas
2. Louisiana Tech
3. Georgia
4. Old Dominion
5. Southern Cal
15. TENNESSEE

1985
1. Texas
2. Northeast La.
3. Long Beach St.
4. Louisiana Tech
5. Old Dominion
13. TENNESSEE

1986
1. Texas
2. Georgia
3. Southern Cal
4. Louisiana Tech
5. Western Ky.
15. TENNESSEE

1987
1. Texas
2. Auburn
3. Louisiana Tech
4. Long Beach St.
5. Rutgers
7. TENNESSEE

1988
1. TENNESSEE
2. Iowa
3. Auburn
4. Texas
5. Louisiana Tech

1989
1. TENNESSEE
2. Auburn
3. Louisiana Tech
4. Stanford
5. Maryland

1990
1. Louisiana Tech
2. Stanford
3. Washington
4. TENNESSEE
5. UNLV

1991
1. Penn St.
2. Virginia
3. Georgia
4. TENNESSEE
5. Purdue

1992
1. Virginia
2. TENNESSEE
3. Stanford
4. Stephen F. Austin
5. Mississippi U.

1993
1. Vanderbilt
2. TENNESSEE
3. Ohio St.
4. Iowa
5. Texas Tech

1994
1. TENNESSEE
2. Penn St.
3. Connecticut
4. North Carolina
5. Colorado

1995
1. Connecticut
2. Colorado
3. TENNESSEE
4. Stanford
5. Texas Tech

1996
1. Louisiana Tech
2. Connecticut
3. Stanford
4. TENNESSEE
5. Georgia

1997
1. Connecticut
2. Old Dominion
3. Stanford
4. North Carolina
5. Louisiana Tech
10. TENNESSEE

1998
1. TENNESSEE
2. Old Dominion
3. Connecticut
4. Louisiana Tech
5. North Carolina

1999
1. Purdue
2. TENNESSEE
3. Louisiana Tech
4. Connecticut
5. Old Dominion

2000
1. Connecticut
2. TENNESSEE
3. Louisiana Tech
4. Georgia
5. Notre Dame

2001
1. Connecticut
2. Notre Dame
3. TENNESSEE
4. Georgia
5. Duke

2002
1. Connecticut
2. Oklahoma
3. Duke
4. Vanderbilt
5. Stanford
6. TENNESSEE

2003
1. Connecticut
2. Duke
3. LSU
4. TENNESSEE
5. Texas

2004
1. Duke
2. TENNESSEE
3. Purdue
4. Texas
5. Penn State

2005
1. Stanford
2. LSU
3. TENNESSEE
4. North Carolina
5. Duke

2006
1. North Carolina
2. Ohio State
3. Maryland
4. Duke
5. LSU
6. TENNESSEE

2007
1. Duke
2. North Carolina
3. TENNESSEE
4. Connecticut
5. Stanford

2008
1. Connecticut
2. North Carolina
3. TENNESSEE
4. Stanford
5. Maryland

2009
1. Connecticut
2. Stanford
3. Maryland
4. Oklahoma
5. Baylor
18. TENNESSEE

2010
1. Connecticut
2. Stanford
3. TENNESSEE
4. Nebraska
5. Xavier

2011
1. Connecticut
2. Stanford
3. Baylor
4. TENNESSEE
5. Xavier

2012
1. Baylor
2. Stanford
3. Connecticut
4. Notre Dame
5. Maryland
9. TENNESSEE

2013
1. Baylor
2. Notre Dame
3. Connecticut
4. Stanford
5. Duke
10. TENNESSEE

2014
1. Connecticut
2. Notre Dame
3. TENNESSEE
4. Louisville
5. Baylor

WEEK-BY-WEEK AP POLL

Week	1	2	3	4	5	6	7	8	9	10	11	12	13	14	15	16	17	18	19	20
1976-77	nr	17	19	16	13	12	10	12	10	5										
1977-78	1	5	5	3	2	3	3	3	3	1	1	1	1	1						
1978-79	1	1	1	5	5	5	4	4	7	8	6	6	6	8	8	6	3			
1979-80	4	4	3	3	5	5	5	5	4	6	5	4	4	4	3	2	2			
1980-81	3	3	3	6	7	7	9	7	7	10	11	7	7	4	3	3	2	2		
1981-82	2	7	10	14	18	19	20	nr	nr	nr	nr	20	13	8	11	10	8	4		
1982-83	4	4	5	9	11	12	12	11	8	8	8	6	4	5	8	10	9			
1983-84	5	5	7	9	10	11	11	8	12	11	9	7	6	10	10	14	15			
1984-85	14	12	16	15	nr	nr	nr	nr	nr	nr	nr	nr	nr	20	18	15	13			
1985-86	9	11	11	13	12	11	11	12	11	11	10	14	15	14	15	15				
1986-87	3	3	3	1	1	1	2	2	3	3	5	7	9	8	8	7				
1987-88	1	1	1	3	3	3	4	4	4	4	4	4	3	3	3	3	1			
1988-89	1	1	1	1	1	1	1	2	2	2	2	3	3	2	2	2	1			
1989-90	1	1	1	2	4	7	5	5	3	3	5	5	4	4	3	3	4			
1990-91	6	3	6	10	9	7	5	4	2	4	3	5	4	4	4	3	4			
1991-92	1	1	1	1	3	3	3	3	2	4	4	4	3	2	2	2	2	2		
1992-93	2	1	1	1	1	2	2	2	2	1	1	1	1	1	2	2				
1993-94	1	1	1	1	1	1	1	1	1	2	2	2	1	1	1	1	1			
1994-95	1	1	1	1	1	1	1	1	1	2	2	2	2	2	2	2	2	3		
1995-96	6	4	3	2	2	4	5	4	4	6	4	3	6	5	5	5	4	4		
1996-97	4	3	5	4	5	6	6	8	9	9	8	9	9	8	8	8	11	10		
1997-98	1	1	1	1	1	1	1	1	1	1	1	1	1	1	1	1	1	1		
1998-99	1	4	3	3	2	2	2	2	2	1	1	1	1	1	1	2	2	2		
1999-00	2	5	5	3	2	2	2	2	2	2	2	4	4	2	2	2	2	2	2	
2000-01	2	2	2	2	2	2	2	2	2	2	2	3	3	2	2	1	1	3	3	
2001-02	2	2	2	2	2	2	2	2	2	2	2	2	3	3	4	3	6	6		
2002-03	2	2	4	4	4	4	5	5	5	5	4	4	3	3	3	3	3	4	4	
2003-04	4	3	3	3	2	2	2	5	5	5	2	1	1	3	3	2	1	5	2	
2004-05	1	1	1	4	9	9	9	8	10	8	7	5	5	5	6	5	5	3	3	
2005-06	2	2	2	1	1	1	1	1	1	1	1	5	5	5	5	8	7	6		
2006-07	5	5	4	4	6	5	5	4	4	4	4	4	3	3	3	2	2	4	3	
2007-08	1	1	1	1	1	1	3	3	2	2	2	2	2	1	3	3	3	3	3	
2008-09	5	9	7	7	11	8	8	7	13	10	13	12	15	13	18	19	18	18		
2009-10	6	6	6	4	3	4	4	4	4	4	5	5	5	5	4	4	4	3		
2010-11	4	4	9	8	6	6	5	5	5	5	5	5	5	4	4	4	4	4		
2011-12	3	3	6	8	7	6	6	7	6	6	9	7	8	11	13	10	13	9	9	
2012-13	20	24	20	16	14	13	10	13	12	9	9	9	9	12	12	11	8	9	10	10
2013-14	4	4	3	3	3	3	3	5	5	8	12	11	10	8	8	10	10	6	4	3

– np denotes no poll – nr denotes not ranked

RECORDS BY CONFERENCE

SOUTHEASTERN CONFERENCE

Alabama	47	2
Arkansas	25	2
Auburn	39	10
Florida	47	3
Georgia	46	15
Kentucky	50	10
Louisiana State	46	13
Mississippi	42	7
Mississippi State	35	0
Missouri	5	1
South Carolina	47	3
Texas A&M	5	1
Vanderbilt	63	9
TOTAL	**497**	**76**

AMERICAN ATHLETIC CONFERENCE

Cincinnati	0	3
Connecticut	9	13
East Carolina	2	0
Memphis	26	1
SMU	1	0
Temple	2	0
TOTAL	**40**	**17**

AMERICA EAST CONFERENCE

Maine	2	0
Vermont	2	0
TOTAL	**4**	**0**

ATLANTIC COAST CONFERENCE

Boston College	3	0
Clemson	11	1
Duke	5	6
Florida State	2	0
Georgia Tech	6	0
Louisville	2	1
Miami	2	0
North Carolina	16	3
North Carolina State	12	3
Notre Dame	20	4
Pittsburgh	4	0
Virginia	14	3
Virginia Tech	7	0
Wake Forest	2	0
TOTAL	**106**	**21**

ATLANTIC SUN CONFERENCE

Lipscomb	1	0
Stetson	5	0
TOTAL	**6**	**0**

ATLANTIC 10 CONFERENCE

Davidson	1	0
Dayton	2	0
Fordham	1	0
George Mason	1	0
George Washington	10	0
LaSalle	1	0
Richmond	1	0
St. Joseph's	5	0
Saint Louis	1	0
TOTAL	**23**	**0**

BIG EAST CONFERENCE

Creighton	1	0
DePaul	20	0
Georgetown	0	1
Marquette	2	0
Providence	3	0
St. John's	2	0
Villanova	1	0
Xavier	0	1
TOTAL	**29**	**2**

BIG SKY CONFERENCE

Montana	2	0
TOTAL	**2**	**0**

BIG SOUTH CONFERENCE

Liberty	1	0
Longwood	1	0
Radford	1	0
Winthrop	2	1
TOTAL	**5**	**1**

BIG TEN CONFERENCE

Illinois	7	0
Indiana	1	0
Iowa	2	1
Maryland	10	4
Michigan State	2	1
Minnesota	1	0
Nebraska	2	0
Northwestern	3	0
Ohio State	9	1
Penn State	8	1
Purdue	7	1
Rutgers	19	3
Wisconsin	5	0
TOTAL	**76**	**12**

BIG 12 CONFERENCE

Baylor	2	5
Kansas	3	0
Kansas State	4	0
Oklahoma	5	1
Oklahoma State	1	0
TCU	4	0
Texas	23	12
Texas Tech	6	0
West Virginia	6	0
TOTAL	**54**	**18**

BIG WEST CONFERENCE

Fullerton State	1	0
Long Beach State	3	3
TOTAL	**4**	**3**

COLONIAL ATHLETIC ASSOCIATION

College of Charleston	1	0
James Madison	2	0
TOTAL	**3**	**0**

CONFERENCE USA

Charlotte	3	0
FIU	1	0
Florida Atlantic	2	0
Louisiana Tech	24	17
Marshall	3	0
Middle Tennessee	21	0
Old Dominion	36	9
Rice	1	0
UAB	2	0
Western Kentucky	7	1
TOTAL	**100**	**27**

HORIZON LEAGUE

Oakland	1	0
Wisconsin-Green Bay	1	0
Youngstown State	2	0
TOTAL	**4**	**0**

IVY LEAGUE

Princeton	1	0
TOTAL	**1**	**0**

METRO ATLANTIC ATHLETIC CONFERENCE

Manhattan	1	0
Marist	1	0
TOTAL	**2**	**0**

MID-AMERICAN CONFERENCE

Akron	1	0
Ball State	0	1
Miami (Ohio)	1	0
Northern Illinois	3	0
Toledo	1	0
Western Michigan	2	0
TOTAL	**8**	**1**

MID-EASTERN ATHLETIC CONFERENCE

Florida A&M	1	0
North Carolina A&T	1	0
South Carolina State	2	0
TOTAL	**4**	**0**

MISSOURI VALLEY CONFERENCE

Drake	1	0
Illinois State	2	0
Southern Illinois	2	0
(SW) Missouri State	1	0
TOTAL	**6**	**0**

MOUNTAIN WEST CONFERENCE

San Jose State	1	0
UNLV	1	0
TOTAL	**2**	**0**

OHIO VALLEY CONFERENCE

Austin Peay	6	0
Belmont	3	6
Eastern Illinois	1	0
Eastern Kentucky	8	1
Tennessee-Martin	14	2
Tennessee State	3	0
Tennessee Tech	16	12
Tennessee Tech JV	1	0
TOTAL	**52**	**21**

PACIFIC-12 CONFERENCE

Arizona	3	0
Arizona State	3	0
Colorado	3	1
Oregon	1	0
Oregon State	2	0
Stanford	22	9
UCLA	18	1
USC	8	7
Washington	1	0
Washington State	1	0
TOTAL	**62**	**18**

PATRIOT LEAGUE

Army	2	0
Colgate	1	0
TOTAL	**3**	**0**

SOUTHERN CONFERENCE

Chattanooga	26	7
East Tennessee State	18	2(1)
Furman	4	0
Mercer	0	1
UNC Greensboro	0	2
Western Carolina	10	7
TOTAL	**58**	**19(1)**

SOUTHLAND CONFERENCE

Lamar	1	0
Northwestern State	1	0
Stephen F. Austin	3	3
TOTAL	**5**	**3**

SOUTHWESTERN ATHLETIC CONFERENCE

Alabama State	1	0
Alcorn State	1	0
Grambling State	1	0
Jackson State	1	0
TOTAL	**4**	**0**

SUMMIT LEAGUE

Oral Roberts	2	0
TOTAL	**2**	**0**

SUN BELT CONFERENCE

Appalachian State	3	5
Georgia State	1	0
Louisiana-Monroe	0	1
Troy	1	0
TOTAL	**5**	**6**

WEST COAST CONFERENCE

Brigham Young	1	0
Gonzaga	3	0
Pepperdine	1	0
Portland	2	0
San Francisco	2	0
Santa Clara	1	0
St. Mary's (Calif.)	1	0
TOTAL	**11**	**0**

NCAA DIVISION II

Anderson (S.C.)	2	0
Carson-Newman	14	2
Cheyney	1	0
Delta State	4	2
Edinboro	0	1
Hawaii Pacific	1	0
Mars Hill	1	0
Puerto Rico-Mayaguez	1	0
Tusculum	1	0
Valdosta State	3	1
Virginia State	0	1
TOTAL	**28**	**7**

NCAA DIVISION III

Immaculata	1	0
Montclair State	0	1
Roanoke	1	0
TOTAL	**2**	**1**

NAIA

Cumberland (Tenn.)	2	0
Milligan	5	0
Shorter	1	0
Union (Tenn.)	0	3
TOTAL	**8**	**3**

NJCAA

Chattanooga State	1	0
Gulf Coast	2	0
Walters State	1	0
TOTAL	**4**	**0**

- Exhibition games not counted in totals, (1) - Denotes tie

SERIES RECORDS

DATE	AP RANK UT/OPP	ESPN RANK UT/OPP	SITE	W/L	SCORE
AIX-EN-PROVENCE (FRANCE)					**N/A**
8/20/1999			A91	W-ex	66-57
AKRON					**1-0**
12/18/1997	1/nr	1/nr	N81	W	98-63
ALABAMA					**47-2**
1/22/1977	12/nr		H	W	83-57
2/11/1978	3/nr		A	W	72-53
1/17/1979	4/nr		H	W	85-52
1/10/1980	5/nr		A	W	88-68
11/28/1980	3/nr		N29	W	74-62
1/30/1981	10/nr		N31	L	71-77
2/8/1981	11/nr		H	W	68-54
3/4/1983	8/nr		H	W	91-73
3/3/1984	10/17		N40	L	66-85
3/23/1984	15/12		H	W	65-58
1/18/1986	12/nr	13/nr	H	W	89-71
2/25/1987	8/nr	8/nr	A	W	108-77
1/23/1988	4/nr	4/nr	H	W	97-70
2/26/1989	2/nr	2/nr	A	W	81-65
3/4/1989	2/nr	2/nr	N51	W	89-61
2/24/1990	4/nr	4/nr	H	W	80-65
1/9/1991	4/nr	3/nr	A	W	86-61
1/26/1992	4/24	4/24	H	W	82-72
1/23/1993	2/nr	2/nr	A	W	86-74
2/5/1994	2/15	2/15	H	W	85-69
3/6/1994	1/16	1/15	N65	W	72-56
2/5/1995	2/16	2/13	A	W	95-44
3/5/1995	2/16	2/15	N65	W	84-70
1/28/1996	4/18	5/17	H	W	81-69
3/4/1996	4/10	4/10	N65	W	64-60
1/26/1997	8/4	9/4	A	W	63-60
2/1/1998	1/nr	1/nr	H	W	73-66
3/1/1998	1/20	1/19	N82	W	67-63
1/31/1999	1/23	1/21	A	W	85-73
2/27/1999	2/24	2/nr	N65	W	80-69
2/6/2000	4/nr	4/nr	H	W	65-47
2/4/2001	3/nr	3/nr	A	W	97-75
3/2/2001	1/nr	1/nr	N94	W	82-52
1/20/2002	2/nr	3/nr	H	W	82-57
1/16/2003	5/nr	5/nr	A	W	88-45
1/18/2004	5/nr	5/nr	H	W	72-51
2/27/2005	5/nr	5/nr	A	W	94-81
1/29/2006	1/nr	3/nr	H	W	89-54
2/19/2006	5/nr	5/nr	A	W	82-65
1/3/2007	4/nr	4/nr	H	W	72-36
1/28/2007	4/nr	4/nr	A	W	80-51
2/21/2008	3/nr	3/nr	A	W	85-58
2/12/2009	15/nr	18/nr	H	W	80-61
3/5/2009	19/nr	24/nr	N107	W	68-49
2/18/2010	5/nr	5/nr	A	W	74-67
1/6/2011	5/nr	6/nr	H	W	110-45
1/26/2012	7/nr	9/nr	A	W	86-56
1/20/2013	9/nr	9/nr	H	W	96-69
2/2/2014	10/nr	10/nr	A	W	64-54
ALABAMA-BIRMINGHAM					**2-0**
1/2/1983	12/nr		H	W	78-66
12/1/1995	3/nr	2/nr	N70	W	77-42
ALABAMA STATE					**1-0**
3/22/2003	4/nr	4/nr	H	W	95-43
ALCORN STATE					**1-0**
11/25/12	20/nr	15/nr	H	W	90-37
ANDERSON JC					**2-0**
2/15/1975			N1	W	78-66
2/19/1977	12/nr		N1	W	77-50
APPALACHIAN STATE					**3-5**
2/28/1969			N2	L	50-58 (OT)
3/1/1969			N2	L	33-35 (OT)
2/7/1970			A	L	*
3/4/1970			H	*	*
2/17/1973			N1	L	57-67
2/14/1975			N1	W	94-69
3/11/1976			N14	L	71-88
2/18/1977	12/nr		N1	W	82-65
3/13/1999	2/nr	2/nr	H	W	113-54
ARGENTINEAN NATIONAL TEAM					**N/A**
6/18/1987			N53	W-ex	88-44
ARIZONA					**3-0**
12/7/1993	1/nr	1/nr	A	W	65-63
1/2/1995	1/nr	1/nr	H	W	109-57
3/20/2000	2/21	2/20	H	W	75-60
ARIZONA STATE					**3-0**
12/27/2000	2/nr	2/nr	N97	W	67-63
11/19/2006	5/11	4/11	A	W	83-74
11/21/2010	4/nr	4/nr	H	W	80-64
ARKANSAS					**25-2**
2/29/1992	2/nr	2/nr	H	W	105-59
2/27/1993	1/nr	1/nr	A	W	72-55
1/2/1994	1/nr	1/nr	H	W	89-67
2/7/1995	2/20	2/23	A	W	87-67
1/17/1996	6/20	5/20	H	W	78-66
12/29/1996	6/22	6/24	A	L	75-77
1/1/1998	1/25	1/nr	H	W	88-58
3/27/1998	1/nr	1/nr	N84	W	86-58
12/17/1998	2/nr	2/nr	A	W	82-62
1/10/2000	2/nr	2/nr	H	W	79-69
1/7/2001	2/nr	2/nr	A	W	76-61
2/7/2002	3/nr	4/nr	H	W	93-65
1/30/2003	4/12	4/11	A	W	92-79
1/8/2004	5/nr	5/nr	H	W	83-44
2/26/2004	2/nr	2/nr	A	W	93-71
1/13/2005	8/nr	10/nr	H	W	72-54
2/20/2005	6/nr	6/nr	A	W	84-71
2/5/2006	5/nr	5/nr	H	W	77-37
2/22/2007	2/nr	2/nr	A	W	75-68 (OT)
1/24/2008	2/nr	2/nr	H	W	98-55
1/22/2009	10/nr	12/nr	A	W	76-67
2/4/2010	5/nr	5/nr	H	W	74-57
1/30/2011	5/nr	6/nr	A	W	72-53
1/8/2012	6/nr	7/nr	A	W	69-38
2/23/2012	10/nr	9/nr	H	L	71-72 (OT)
2/24/2013	11/nr	10/nr	A	W	60-54
1/30/2014	10/nr	10/nr	H	W	70-60
ARMY					**2-0**
11/30/2002	4/nr	5/nr	N105	W	96-44
3/19/2006	6/nr	6/nr	N118	W	102-54
ARVIKA (SWEDEN)					**N/A**
11/13/1989			H	W-ex	97-54
ATHLETES IN ACTION			**N/A**		
11/21/1990			H	W-ex	96-64
11/22/1992			H	L-ex	68-70
11/18/1993			H	W-ex	76-73
11/17/1994			H	W-ex	78-65
11/16/2000			H	W-ex	108-78
11/18/2003			H	W-ex	88-64
AUBURN					**39-10**
2/9/1980	5/nr		H	W	72-61
3/6/1983	10/15		H	W	83-75
3/4/1985	15/9	24/10	N44	W	63-60
2/8/1986	10/11	12/13	H	L	60-66
1/14/1987	2/3	2/3	A	L	69-75
3/6/1987	8/2	8/2	N51	L	96-102
3/21/1987	7/2	7/2	H	W	77-61
1/9/1988	4/2	4/3	H	L	68-71
3/7/1988	3/1	2/1	N51	W	73-70
1/6/1989	1/3	1/3	A	L	59-67
3/6/1989	2/1	2/1	N51	W	66-51
4/2/1989	1/2	1/2	N55	W	76-60
2/3/1990	5/14	6/14	H	W	76-65
3/5/1990	3/11	3/11	N51	L	77-78
1/19/1991	2/10	2/10	A	L	65-70
3/3/1991	4/5	4/5	N51	W	70-62

SERIES RECORDS

DATE	AP RANK UT/OPP	ESPN RANK UT/OPP	SITE	W/L	SCORE
3/23/1991	4/6	3/6	H	W	69-65
1/30/1992	4/nr	4/nr	H	W	69-54
1/12/1993	2/9	2/8	A	W	70-59
1/15/1994	1/21	1/20	H	W	58-46
1/14/1995	1/nr	1/nr	A	W	68-43
2/18/1996	5/20	5/18	H	W	72-67 (OT)
2/15/1997	8/nr	9/nr	A	W	76-63
3/2/1997	8/nr	11/nr	N65	L	59-61
2/14/1998	1/nr	1/nr	H	W	79-63
2/14/1999	1/17	1/21	A	W	71-63
2/27/2000	2/11	3/14	H	W	76-61
2/25/2001	1/nr	1/nr	A	W	63-49
1/10/2002	2/19	3/22	H	W	71-50
1/27/2002	2/22	2/22	A	W	66-53
1/12/2003	5/nr	5/nr	H	W	81-72
2/16/2003	3/nr	3/nr	A	W	59-56
3/7/2003	3/nr	3/nr	N107	W	66-51
2/1/2004	1/22	1/25	H	W	68-61 (OT)
1/20/2005	7/nr	9/nr	A	W	81-71
3/4/2005	5/nr	4/nr	N114	W	64-54
2/23/2006	5/nr	5/nr	H	W	81-56
3/3/2006	8/nr	9/nr	N107	W	77-45
2/8/2007	3/nr	3/nr	A	W	72-62
1/10/08	2/22	2/20	H	W	85-52
1/25/2009	10/6	12/5	A	L	68-82
3/7/2009	19/6	24/5	N107	L	58-78
1/28/2010	5/nr	5/nr	H	W	85-56
1/23/2011	5/nr	6/nr	A	W	73-53
1/1/2012	7/nr	8/nr	A	W	73-52
2/5/2012	8/nr	8/nr	H	W	82-61
1/17/2013	9/nr	9/nr	A	W	75-66
2/21/2013	11/nr	10/nr	H	W	83-61
2/20/2014	10/nr	10/nr	H	W	93-63
AUSTIN PEAY					**6-0**
1/12/1974			H7	W	66-42
2/28/1974			N10	W	55-35
1/16/1976			A	W	65-53
11/15/1996	4/nr	4/nr	H74	W	80-59
3/16/2001	3/nr	3/nr	H	W	80-38
3/20/2010	3/nr	3/nr	H	W	75-42
AUSTRALIAN INSTITUTE OF SPORT					**N/A**
11/23/1987			H	W-ex	93-77
11/22/1994			H	W-ex	106-57
BALL STATE					**0-1**
3/22/2009	18/nr	23/nr	N45	L	55-71
BAYLOR					**2-5**
3/28/2004	2/15	3/17	N112	W	71-69
11/15/2009	8/7	9/4	H	W	74-65
3/27/2010	3/14	3/18	N127	L	62-77
12/14/2010	6/3	6/2	A	L	54-65
11/27/2011	6/1	7/1	H	L	67-76
3/26/2012	9/1	7/1	N129	L	58-77
12/18/2012	10/3	11/3	A	L	53-76
BELMONT					**3-6**
1/27/1970			A	L	61-64
1/31/1970			H	L	28-38
1/25/1974			H	W	63-51
2/18/1975			A	L	80-102
1/17/1976			A	L	45-77
2/17/1976			H	L	71-79
11/30/1976	nr/nr		HG	W	78-63
1/28/1977	10/nr		A	L	59-60
3/1/1979	8/nr		H	W	94-53
BOSTON COLLEGE					**3-0**
3/15/1999	2/nr	2/nr	H	W	89-62
12/6/2000	2/nr	2/21	H	W	72-57
12/5/2001	2/nr	2/nr	A	W	75-66
BRAZILIAN NATIONAL TEAM					**N/A**
6/20/1987			A53	L-ex	68-105

DATE	AP RANK UT/OPP	ESPN RANK UT/OPP	SITE	W/L	SCORE
BRIGHAM YOUNG					**1-0**
3/23/2002	6/nr	6/nr	N102	W	68-57
BULGARIAN NATIONAL TEAM					**N/A**
8/14/2003			N110	L-ex	67-69
BULGARIAN NATIONAL B TEAM					**N/A**
11/23/1993			H	W-ex	89-75
CARSON-NEWMAN					**14-2**
2/26/1920			H	L	13-14
2/16/1923			H	W	23-7
1/10/1925			H	W	38-30
2/9/1925			A	L	16-36
1/29/1969			A	W	53-49
2/13/1969			A	W	63-44
2/9/1971			H	W	46-33
2/23/1971			H	*	*
2/26/1971			HP	W	52-37
1/25/1972			H	W	51-45
2/15/1972			A	W	71-41
2/25/1972			H	W	45-39
2/24/1973			N4	W	56-50
1/12/1974			H7	W	55-41
1/22/1974			A	W	57-25
2/22/1974			A9	W	59-41
2/28/1975			N12	W	74-73
11/7/2004			H	W-ex	105-47
11/10/2005			H	W-ex	101-55
11/1/2006			H	W-ex	104-49
11/6/2007			H	W-ex	91-30
11/6/2008			H	W-ex	135-55
11/5/2009			H	W-ex	124-34
11/21/2010			H	W-ex	110-66
11/1/2011			H	W-ex	105-40
11/1/2012			H	W-ex	104-44
11/4/2013			H	W-ex	115-31
CENTENARY (TENN.)					**1-0**
2/18/1925			A	W	54-10
CENTRAL HIGH SCHOOL					**3-1**
2/16/1907			H	W	28-0
1/18/1908			*	W	*
2/4/1909			H	W	28-8
12/16/1909			H	L	1-21
COLLEGE OF CHARLESTON					**1-0**
2/18/1977	12/nr		N1	W	91-70
CHATTANOOGA					**26-7**
2/8/1924			H	W	19-4
2/17/1925			A	W	39-16
1/9/1926			H	W	45-8
2/11/1926			A	W	45-15
2/4/1971			A	L	52-60
2/26/1971			HP	L	47-53
3/5/1971			N3	L	22-46
2/8/1972			A	W	58-48
2/26/1972			H	L	49-50
2/26/1972			H	W	56-53
3/3/1972			H	L	52-56
1/26/1973			H	L	55-58
2/24/1973			N4	W	55-51
1/25/1975			N4	W	77-73
2/22/1975			H	W	90-78
2/28/1975			N12	W	112-88
1/31/1976			H	W	96-62
2/28/1976			A	W	67-66
1/18/1980	5/nr		A	W	73-53
2/29/1980	4/nr		N10	W	71-63
12/4/1980	3/nr		H	W	90-56
12/5/1984	16/nr		H	W	78-54
11/16/2001	2/nr	2/nr	A	W	97-57
11/23/2003	3/nr	3/nr	H	W	83-52
11/19/2004	1/nr	1/nr	A	W	68-34
11/21/2005	2/nr	1/nr	H	W	92-50

SERIES RECORDS

DATE	AP RANK UT/OPP	ESPN RANK UT/OPP	SITE	W/L	SCORE
11/12/2006	5/nr	5/nr	H	W	102-72
11/11/2007	1/nr	1/nr	H	W	76-56
11/21/2008	5/nr	13/nr	A	W	66-63
11/15/2010	4/nr	4/nr	H	W	103-43
1/3/2012	6/nr	7/nr	H	W	90-47
11/9/2012	20/nr	16/nr	A	L	71-80
11/14/2013	4/nr	3/nr	H	W	80-56
CHATTANOOGA STATE CC					**1-0**
1/29/1976			H	W	114-51
CHEYNEY					**1-0**
3/30/1984	15/9		N41	W	82-73
CINCINNATI					**0-3**
2/22/1924			H	L	9-29
2/26/1924			A	L	23-54
11/26/1984	12/nr		H	L	69-72
CLEMSON					**11-1**
12/17/1976	19/nr		N15	W	87-61
3/10/1977	10/nr		N3	W	84-46
11/28/1977	1/nr		H	W	88-70
11/29/1978	1/nr		A	W	75-66
3/8/1979	8/nr		H	W	89-61
2/18/1980	4/16		H	W	89-72
3/5/1980	3/16		H	W	95-79
1/21/1981	7/nr		A	L	64-72
1/21/1982	nr/nr		H	W	91-60
3/22/1990	4/nr	5/19	N32	W	80-62
3/19/1994	1/nr	1/nr	H	W	78-66
11/24/2000	2/nr	2/nr	N96	W	86-58
COKER					**N/A**
11/4/2012			H	W-ex	118-44
COLGATE					**1-0**
3/20/2004	2/nr	3/nr	N111	W	77-54
COLORADO					**3-1**
12/8/1981	10/nr		A	L	60-78
12/20/1993	1/7	1/7	H	W	86-82 (OT)
12/17/1994	1/8	1/8	A	W	78-72
3/22/1997	10/18	11/21	N48	W	75-67
CONNECTICUT					**9-13**
1/16/1995	1/2	1/2	A	L	66-77
4/2/1995	3/1	2/1	N16	L	64-70
1/6/1996	4/2	4/2	H	L	53-59
3/29/1996	4/2	4/3	N73	W	88-83 (OT)
1/5/1997	8/1	8/1	A77	L	57-72
3/24/1997	10/1	11/1	N48	W	91-81
1/3/1998	1/3	1/3	H	W	84-69
1/10/1999	2/1	2/1	A	W	92-81
1/8/2000	2/1	2/1	H	L	67-74
2/2/2000	4/1	4/1	A77	W	72-71
4/2/2000	2/1	2/1	N95	L	52-71
12/30/2000	2/1	2/1	A	L	76-81
2/1/2001	3/2	3/2	H	W	92-88
1/5/2002	2/1	2/1	H	L	72-86
3/29/2002	6/1	6/1	N103	L	55-79
1/4/2003	5/3	5/2	A	L	62-63 (OT)
4/8/2003	4/1	4/2	N108	L	68-73
2/5/2004	1/4	1/3	H	L	67-81
4/6/2004	2/6	3/6	N113	L	61-70
1/8/2005	10/15	10/14	A	W	68-67
1/7/2006	1/7	1/7	H	W	89-80
1/6/2007	4/5	4/5	A	W	70-64
COPENHAGEN (DENMARK)					**N/A**
1/2/1992			N62	W-ex	98-44
CREIGHTON					**1-0**
3/25/2013	10/nr	9/nr	H	W	68-52
CUMBERLAND (KY.)					**5-0**
3/10/1922			A	W	28-19
2/9/1923			H	W	28-14
2/27/1924			A	W	48-24
1/14/1926			H	W	47-12
1/10/1973			H	W	64-25
CUMBERLAND (TENN.)					**2-0**
2/12/1972			H	W	52-35
2/21/1976			H	W	90-42
DALHOUSIE (CANADA)					**N/A**
11/6/2005			H	W-ex	131-40
DAVIDSON					**1-0**
11/28/2012	13/nr	15/nr	H	W	75-40
DAYTON					**2-0**
12/4/1986	3/nr	3/nr	H	W	66-40
3/22/2010	3/nr	3/nr	H	W	92-64
DELTA STATE					**4-2**
12/17/1976	19/1		N15	L	63-74
3/25/1977	5/1		N16	L	58-62
1/5/1978	3/2		H	W	94-74
12/28/1978	5/7		N23	W	67-63
1/9/1979	4/7		A	W	85-73
2/6/1979	6/15		H	W	73-57
11/9/2009			H	W-ex	79-46
DEPAUL					**20-0**
2/13/1991	4/nr	4/nr	H	W	105-43
1/10/1992	3/nr	3/nr	A	W	70-62
1/21/1993	2/21	2/21	H	W	60-48
1/29/1994	2/nr	2/nr	A	W	66-56
2/14/1995	2/nr	2/nr	H	W	85-54
12/20/1995	4/nr	4/nr	A	W	76-68
1/28/1997	9/nr	9/nr	H	W	94-83
1/20/1998	1/nr	1/nr	A	W	125-46
12/3/1998	3/nr	3/nr	H	W	89-47
12/17/1999	2/nr	2/nr	A	W	100-66
11/18/2000	2/nr	2/nr	H	W	94-52
12/19/2001	2/nr	2/nr	A	W	80-66
1/14/2003	5/25	5/24	H	W	76-57
12/17/2003	2/nr	2/nr	A	W	96-89 (OT)
3/22/2004	2/nr	3/25	N111	W	79-59
12/12/2004	9/15	9/15	H	W	78-63
1/2/2008	3/15	3/15	A	W	102-68
11/30/2008	9/nr	12/nr	H	W	88-67
12/11/2011	7/20	8/21	N87	W	84-61
3/19/2012	9/rv	7/23	A	W	63-48
DRAKE					**1-0**
3/18/2007	3/nr	4/nr	N120	W	76-37
DUKE					**5-6**
12/6/1998	3/16	3/16	N86	W	74-60
3/22/1999	2/10	2/11	N25	L	63-69
12/27/2001	2/9	2/9	N100	W	89-68
11/24/2002	2/1	2/1	N104	L	55-76
4/6/2003	4/2	4/1	N108	W	66-56
1/24/2004	2/1	2/1	A	W	72-69
12/2/2004	4/10	5/9	H	L	57-59
1/23/2006	1/2	1/2	A	L	53-75
1/22/2007	4/1	4/1	H	L	70-74
1/28/2008	2/9	2/10	A	W	67-64
2/16/2009	13/7	18/10	H	L	54-62
EAST CAROLINA					**2-0**
2/15/1975			N1	W	82-81
11/24/1985	9/nr	11/nr	H	W	74-56
EAST TENNESSEE STATE					**18-2-1**
1/31/1924			H	L	16-22
2/2/1925			A	T	25-25
2/20/1926			H	W	50-16
2/1/1969			H	W	40-32
2/12/1971			A	L	56-62
2/27/1971			HP	W	54-45

SERIES RECORDS

DATE	AP RANK UT/OPP	ESPN RANK UT/OPP	SITE	W/L	SCORE
2/4/1972			H	W	78-56
2/6/1973			A	W	54-44
2/11/1974			H	W	55-36
2/23/1974			N9	W	54-41
1/18/1975			H	W	80-36
1/25/1975			A	W	85-72
2/21/1975			H	W	97-41
1/24/1977	12/nr		H	W	100-57
2/3/1977	12/nr		A	W	102-46
1/3/1979	5/nr		A	W	82-59
2/5/1980	5/nr		H	W	90-48
1/17/1981	7/nr		A	W	81-66
2/28/1981	4/nr		N3	W	75-48
1/8/1986	11/nr	12/nr	H	W	98-39
12/22/2010	5/nr	6/nr	H	W	102-53
EASTERN ILLINOIS					**1-0**
12/7/1985	11/nr	14/nr	N46	W	75-69
EASTERN KENTUCKY					**8-1**
2/10/1973			HP	W	53-42
1/15/1974			H	W	51-41
2/25/1975			A	W	100-70
2/11/1976			H	L	68-89
2/12/1977	12/nr		A	W	84-70
2/22/1978	1/nr		H	W	90-67
11/27/1978	1/nr		A	W	91-67
12/19/1987	3/nr	4/nr	H	W	115-40
2/24/1993	1/nr	1/nr	A	W	95-58
EDINBORO					**0-1**
1/10/1976			H	L	68-70
FARRAGUT SCHOOL					**0-4**
2/18/1905			A	L	8-14
2/25/1905			H	L	6-10
1/27/1906			H	L	2-15
2/14/1908			A	L	4-15
FLORIDA					**47-3**
2/8/1980	5/nr		H	W	118-44
11/28/1981	2/nr		A	W	85-73
2/1/1982	nr/nr		H	W	83-67
1/23/1983	8/nr		A	W	94-62
2/2/1983	8/nr		H	W	70-69
1/8/1984	8/nr		A	W	78-70
1/31/1984	9/nr		H	W	69-49
1/21/1985	nr/nr		H	W	69-61
2/10/1985	nr/nr	24/nr	A	W	83-74
2/2/1986	10/nr	15/nr	H	W	82-60
1/17/1987	2/nr	2/nr	A	W	90-72
2/21/1988	3/nr	3/nr	H	W	108-53
2/18/1989	3/nr	3/nr	A	W	85-52
2/17/1990	4/nr	4/nr	H	W	75-42
3/3/1990	3/nr	3/nr	N51	W	81-56
1/16/1991	2/nr	2/nr	A	W	71-70 (OT)
2/22/1992	2/nr	4/nr	H	W	90-69
2/21/1993	1/nr	1/nr	A	W	88-75
12/18/1993	1/nr	1/nr	H	W	84-69
2/1/1995	2/14	2/15	A	W	76-69
1/2/1996	4/21	4/17	H	W	87-67
3/3/1996	5/18	5/17	N65	W	74-63
1/21/1997	8/19	9/nr	A	L	62-71
1/10/1998	1/12	1/14	H	W	99-60
1/21/1999	1/21	1/19	A	W	77-64
2/26/1999	2/nr	2/nr	N65	W	92-80
2/13/2000	2/nr	3/nr	H	W	97-78
3/3/2000	2/nr	3/nr	N65	W	91-79
2/11/2001	2/6	2/9	A	W	103-73
1/3/2002	2/15	2/16	A	W	88-64
1/31/2002	2/12	2/15	H	W	86-66
1/19/2003	5/nr	5/nr	A	W	94-53
2/9/2003	3/nr	3/nr	H	W	79-40
2/19/2004	3/nr	3/nr	H	W	88-79
2/3/2005	5/nr	5/nr	A	W	91-82 (OT)
2/26/2006	5/nr	5/nr	H	L	93-95 (OT)
1/11/2007	4/nr	4/nr	A	W	80-58
2/28/2008	3/nr	3/nr	H	W	88-61
3/7/2008	3/nr	3/nr	N101	W	92-61
2/8/2009	12/11	17/13	A	L	57-66
3/6/2009	19/21	24/18	N107	W	71-67
1/14/2010	4/nr	4/nr	A	W	66-64
2/14/2010	5/nr	5/nr	H	W	83-44
1/13/2011	5/nr	6/nr	A	W	83-40
2/10/2011	4/nr	4/nr	H	W	61-39
3/4/2011	4/nr	4/nr	N128	W	92-75
2/26/2012	10/nr	9/nr	H	W	75-59
1/13/2013	9/nr	9/nr	A	W	78-75 (OT)
3/8/2013	9/nr	9/nr	N119	W	82-73
1/23/2014	11/nr	12/nr	H	W	89-69
FLORIDA A&M					**1-0**
3/16/1995	3/nr	2/nr	H	W	96-59
FLORIDA ATLANTIC					**2-0**
2/14/1990	4/nr	4/nr	H	W	95-73
1/21/1992	4/nr	4/nr	H	W	108-26
FLORIDA INTERNATIONAL					**1-0**
3/18/1995	3/nr	2/nr	H	W	70-44
FLORIDA STATE					**2-0**
2/8/1985	nr/nr	24/nr	A	W	67-56
1/26/1986	11/nr	11/nr	H	W	89-43
FORDHAM					**1-0**
3/17/1979	6/nr		A24	W	76-54
FRENCH NATIONAL TEAM					**N/A**
11/21/1988			H	W-ex	81-54
FTC-DIEGO BUDAPEST					**N/A**
11/2/1999			H	W-ex	82-63
FULLERTON STATE					**1-0**
12/16/1979	3/nr		A	W	88-57
FURMAN					**4-0**
2/16/1973			N1	W	71-43
2/15/1974			N1	W	68-39
2/12/1976			N1	W	73-50
3/18/2000	2/nr	2/nr	H	W	90-38
GEORGE MASON					**1-0**
12/6/1997	1/nr	1/nr	N80	W	93-61
GEORGETOWN					**0-1**
11/27/2010	4/12	4/13	N117	L	58-69
GEORGE WASHINGTON					**10-0**
12/29/1992	1/nr	1/nr	N64	W	73-53
11/27/2001	2/22	2/21	A	W	88-57
11/26/2002	4/21	5/24	H	W	83-61
12/30/2003	5/nr	5/nr	A	W	65-51
11/23/2004	1/nr	1/nr	H	W	71-41
12/7/2005	1/nr	1/nr	A	W	59-43
3/21/2006	6/nr	6/nr	N118	W	66-53
12/7/2006	6/21	5/19	H	W	85-62
12/8/2008	7/nr	9/nr	A	W	71-59
12/1/2009	6/nr	5/nr	H	W	93-53
GEORGIA					**46-15**
2/15/1969			N1	W	38-26
12/17/1980	6/nr		N30	W	73-68 (OT)
1/17/1982	nr/13		A	L	63-66
2/11/1982	20/15		H	W	65-52
2/27/1982	8/18		N6	W	55-44
1/16/1983	8/9		A	W	74-54
2/12/1983	6/10		H	W	73-59
3/5/1983	8/12		H	L	65-71
3/27/1983	9/8		N37	L	63-67
1/22/1984	11/4		H	W	64-59
2/19/1984	10/4		A	L	65-84
3/25/1984	15/3		H	W	73-61
12/9/1984	15/3		A	L	72-78
2/2/1985	nr/5	20/5	H	L	56-72

SERIES RECORDS

DATE	AP RANK UT/OPP	ESPN RANK UT/OPP	SITE	W/L	SCORE
1/29/1986	11/2	15/2	A	L	74-84
3/20/1986	15/2	5/4	N48	W	85-82
1/24/1987	3/12	3/13	H	W	78-72
1/31/1988	4/13	4/12	A	W	82-79
3/6/1988	3/17	2/17	N51	W	82-76
1/29/1989	2/5	2/4	H	W	78-64
1/28/1990	5/4	3/7	A	L	76-81
3/4/1990	3/6	3/6	N51	W	73-54
1/28/1991	3/4	4/5	H	L	74-81
2/15/1992	3/nr	3/nr	A	W	55-51
3/9/1992	2/24	2/nr	N51	W	73-66
2/14/1993	1/nr	1/nr	H	W	71-68
3/6/1993	1/nr	2/21	N65	L	72-73
2/27/1994	1/nr	1/nr	A	W	75-59
3/5/1994	1/nr	1/nr	N65	W	86-72
2/25/1995	2/9	2/9	H	W	83-61
4/1/1995	3/12	2/12	N16	W	73-51
1/8/1996	4/7	4/9	A	L	71-77
3/31/1996	4/5	4/5	N73	W	83-65
12/8/1996	4/5	4/5	H	L	93-94 (OT)
1/14/1998	1/19	1/19	A	W	96-71
1/28/1998	1/17	1/17	H	W	102-43
1/14/1999	1/4	1/4	H	W	102-69
1/28/1999	1/4	1/4	A	W	95-79
2/28/1999	2/14	2/12	N65	W	85-69
1/17/2000	2/7	2/7	A	L	51-78
1/18/2001	2/4	2/4	H	W	85-69
2/10/2002	3/22	4/21	A	W	52-50
3/1/2002	3/24	3/24	N101	W	81-67
2/20/2003	3/13	3/16	H	W	87-60
2/12/2004	3/19	3/17	A	W	70-67
3/6/2004	1/20	1/16	N101	L	66-68 (OT)
1/31/2005	5/18	5/19	H	W	77-70
1/12/2006	1/13	1/17	H	W	94-85
2/16/2006	5/13	5/13	A	W	58-55
3/4/2006	8/12	9/12	N107	W	89-79
1/14/2007	4/15	4/15	A	W	52-41
2/5/2007	3/9	3/14	H	W	73-57
3/2/2008	3/22	3/20	A	W	72-63
2/5/2009	12/nr	17/nr	H	W	73-43
1/21/2010	3/8	3/8	A	L	50-53
2/21/2011	4/22	4/rv	H	W	77-44
3/5/2011	4/nr	4/nr	N128	W	82-58
1/5/2012	6/16	7/15	H	W	80-51
1/29/2012	7/17	9/15	A	W	67-50
1/6/2013	12/10	13/11	H	W	79-66
1/5/2014	5/19	5/18	H	W	85-70
GEORGIA STATE					**1-0**
3/15/2002	6/nr	6/nr	H	W	98-68
GEORGIA TECH					**6-0**
2/2/1987	5/nr	3/nr	H	W	100-74
1/11/1988	4/nr	4/nr	A	W	96-79
2/15/1989	3/nr	3/nr	H	W	88-71
11/26/2010	4/nr	4/nr	N117	W	66-42
11/11/2012	20/22	16/20	A	W	71-54
11/17/13	4/nr	3/nr	H	W	87-76
GONZAGA					**3-0**
11/25/2005	2/nr	1/nr	N117	W	79-65
12/16/2007	1/nr	1/nr	H	W	96-73
12/30/2008	8/nr	12/nr	A	W	77-58
GRAMBLING STATE					**1-0**
3/15/1997	10/nr	11/nr	H	W	91-54
GREEK NATIONAL TEAM					**N/A**
8/13/2003			A110	L-ex	79-85
8/16/2003			A110	W-ex	59-50
HAWAII PACIFIC					**1-0**
12/20/1985	13/nr	14/nr	A	W	130-38
HIWASSEE JC					**1-0**
1/28/1974			N8	W	61-31

DATE	AP RANK UT/OPP	ESPN RANK UT/OPP	SITE	W/L	SCORE
HOUSTON JAGUARS					**N/A**
11/5/2006			H	W-ex	101-51
HUNGARIAN NATIONAL TEAM					**N/A**
11/13/1983			H	W-ex	94-80
ILLINOIS					**7-0**
11/27/1985	9/nr	11/nr	H	W	71-57
1/3/1988	3/20	4/20	A	W	93-59
11/25/1988	1/nr	1/nr	N56	W	81-50
1/2/1990	5/nr	7/nr	H	W	84-57
12/21/1990	9/nr	8/nr	A	W	85-52
12/12/1997	1/5	1/5	H61	W	78-68
11/25/2000	2/21	2/21	N96	W	111-62
ILLINOIS STATE					**2-0**
1/10/1981	9/nr		H	W	64-52
3/21/1981	2/nr		H	W	78-63
IMMACULATA					**1-0**
3/26/1977	5/2		N16	W	91-71
INDIANA					**1-0**
11/27/1987	1/nr	3/nr	N54	W	91-52
IOWA					**2-1**
3/16/1986	15/14	16/14	H	W	73-68
11/30/1986	3/8	3/9	A49	W	74-56
3/27/1993	2/4	2/4	A48	L	56-72
JACKSON STATE					**1-0**
3/13/1982	10/nr		H	W	72-56
JAMES MADISON					**2-0**
3/8/1974			A11	W	74-43
3/24/1988	1/14	3/15	N32	W	72-52
KANSAS					**3-0**
3/23/1996	4/20	4/22	N72	W	92-71
11/17/1996	4/12	4/13	H74	W	79-60
3/24/2012	9/nr	7/nr	N129	W	84-73
KANSAS STATE					**4-0**
3/24/1977	5/20		N16	W	81-69
3/15/1980	2/14		H	W	84-64
1/7/1982	20/nr		H	W	83-68
12/6/1985	11/nr	14/nr	N46	W	68-56
KENTUCKY					**50-10**
1/24/1976			N13	W	70-67
11/13/1976			H	W	107-53
1/7/1977	16/18		A	W	82-57
1/28/1978	3/nr		A	W	92-90 (2OT)
2/25/1978	1/nr		H	W	99-66
3/10/1978	1/nr		N20	W	76-60
1/20/1979	4/nr		A	L	64-66
2/17/1979	6/nr		H	W	89-51
2/2/1980	6/17		A	W	91-83 (OT)
2/6/1981	11/10		H	W	81-65
3/13/1981	3/10		N32	W	58-49
1/28/1982	nr/8		H	W	81-75
2/18/1982	13/14		A	W	65-61
2/28/1982	11/13		A6	L	74-80
2/9/1983	6/4		A	W	95-85
2/27/1983	8/6		H	L	69-81
1/25/1984	11/nr		A	W	75-63
2/12/1984	6/nr		H	W	67-65
1/23/1985	nr/15	18/14	H	L	72-76 (OT)
2/13/1985	nr/19	24/16	A	W	77-66
1/24/1986	11/nr	11/24	A	L	82-96
1/11/1987	2/nr	2/nr	H	W	76-64
2/18/1988	3/nr	3/nr	A	W	99-75
3/5/1988	3/nr	2/nr	N51	W	100-66
1/21/1989	2/nr	2/nr	H	W	101-57
1/22/1990	3/nr	3/nr	A	W	76-60
1/12/1991	4/nr	3/nr	H	W	80-70
2/8/1992	4/nr	4/nr	A	W	77-52

SERIES RECORDS

DATE	AP RANK UT/OPP	ESPN RANK UT/OPP	SITE	W/L	SCORE
3/8/1992	2/nr	2/nr	N51	W	94-80
2/6/1993	1/25	1/23	H	W	85-61
2/18/1994	1/nr	1/nr	A	W	95-89 (OT)
2/19/1995	2/nr	2/nr	H	W	67-41
3/4/1995	2/nr	2/nr	N65	W	74-62
1/14/1996	4/nr	5/nr	A	W	60-45
1/12/1997	9/nr	9/nr	H	W	84-61
1/18/1998	1/nr	1/nr	A	W	93-65
1/17/1999	1/nr	1/nr	H	W	98-60
1/23/2000	2/nr	2/nr	A	W	71-65
1/30/2000	4/nr	4/nr	H	W	77-48
1/21/2001	2/nr	2/nr	A	W	110-38
1/27/2001	3/nr	3/nr	H	W	83-39
2/24/2002	4/nr	4/nr	H	W	89-64
3/2/2003	3/nr	3/nr	A	W	84-69
1/29/2004	1/nr	1/nr	A	W	81-72
1/23/2005	7/nr	9/nr	H	W	67-49
1/26/2006	1/nr	3/nr	A	L	63-66
2/11/2007	3/nr	3/nr	H	W	84-62
1/17/2008	2/nr	2/nr	A	W	65-40
2/3/2008	2/nr	2/nr	H	W	79-51
1/8/2009	7/nr	11/nr	H	W	69-64
2/19/2009	13/nr	19/nr	A	L	56-66
2/25/2010	4/16	4/14	H	W	81-65
3/7/2010	4/19	4/18	N119	W	70-62
2/7/2011	4/15	4/18	A	W	73-67
3/6/2011	4/16	4/16	N128	W	90-65
1/12/2012	6/9	7/8	A	L	60-61
2/13/2012	13/7	10/7	H	W	90-59
3/3/2013	8/10	8/10	A	L	65-78
2/16/2014	8/18	8/18	H	L	71-75
3/9/2014	6/12	6/13	N119	W	71-70
KIEV DYNAMO					**N/A**
11/5/2000			H	W-ex	144-52
KNOXVILLE				*	**1-0**
1/19/1971			*	(W)*	*
KNOXVILLE HIGH SCHOOL					**0-1**
2/12/1910			H	L	4-6
2/25/1910			A	*	*
KNOXVILLE YWCA					**2-0**
3/8/1920			H	W	30-1
2/5/1926			H	W	52-16
LAMAR					**1-0**
12/1/2010	9/nr	8/nr	H	W	99-55
LA SALLE					**1-0**
3/18/1989	1/18	1/nr	H	W	91-61
LIBERTY					**1-0**
3/14/1998	1/nr	1/nr	H	W	102-58
LIPSCOMB					**1-0**
12/29/13	5/nr	5/nr	H	W	110-42
LITHUANIA					**N/A**
11/11/1995			H	W-ex	85-49
LONG BEACH STATE					**3-3**
12/18/1979	3/8		N26	L	68-71
12/13/1983	9/5		A	L	51-56
3/27/1987	7/4	1/4	N52	W	74-64
12/3/1988	1/2	1/2	H	W	88-74
3/25/1989	1/7	1/7	N45	W	94-80
12/19/1989	4/8	4/8	A	L	58-62
LONGWOOD					**1-0**
3/9/1973			N6	W	61-43
LOUISIANA-MONROE					**0-1**
11/30/1984	12/nr		N43	L	53-68
LOUISIANA STATE					**46-13**
12/17/1977	5/2		N15	W	72-63
1/9/1978	3/4		A	L	62-72
2/6/1978	3/1		H	W	86-68
1/24/1979	7/17		A	L	80-85 (OT)
1/29/1979	7/17		H	W	92-48
1/28/1980	4/nr		H	W	96-73
12/10/1980	3/nr		A	W	88-73
12/17/1982	9/nr		A	W	83-73
2/3/1984	9/8		H	W	82-80
2/27/1985	18/nr	24/nr	H	W	85-78
1/20/1986	11/8	13/10	H	W	60-50
3/22/1986	15/9	5/8	N48	W	67-65
2/7/1987	5/9	6/9	A	W	84-73
3/5/1987	8/14	8/15	N51	W	64-63
2/13/1988	4/nr	4/nr	H	W	89-82
2/11/1989	3/18	3/19	A	W	89-65
2/10/1990	5/14	5/16	H	W	86-60
1/21/1991	4/10	2/11	A	W	79-77
3/4/1991	3/10	4/12	N51	L	75-80
1/8/1992	3/22	3/22	H	W	85-69
3/7/1992	2/nr	2/nr	N51	W	70-65
1/7/1993	2/nr	2/nr	A	W	95-61
1/9/1994	1/nr	1/nr	H	W	91-69
1/7/1995	1/nr	1/nr	A	W	102-68
2/22/1996	5/nr	5/nr	H	W	88-75
2/22/1997	8/13	8/13	A	L	78-83
3/1/1997	8/9	11/9	N65	W	100-99 (OT)
2/22/1998	1/nr	1/nr	H	W	90-58
2/21/1999	1/24	1/24	A	L	69-72
1/6/2000	2/16	2/21	A	W	86-50
2/20/2000	2/9	3/9	H	W	80-48
1/4/2001	2/11	2/11	H	W	89-70
2/18/2001	2/13	2/12	A	W	75-73
1/13/2002	2/nr	3/nr	H	W	79-67
3/2/2002	3/nr	3/nr	N101	L	80-81
2/23/2003	3/4	3/4	A	W	68-65
3/9/2003	3/6	3/5	N107	L	62-78
2/29/2004	2/15	2/17	H	W	85-62
4/4/2004	2/19	3/19	N113	W	52-50
2/10/2005	5/1	5/1	A	L	58-68
3/6/2005	5/1	4/1	N114	W	67-65
2/9/2006	5/3	5/4	H	L	69-72
3/5/2006	8/3	9/3	N107	W	63-62
2/19/2007	2/7	2/7	A	W	56-51
3/3/2007	2/11	2/10	N119	L	54-63
2/14/2008	1/7	1/7	H	L	62-78
3/9/2008	3/7	3/6	N101	W	61-55
4/6/2008	3/6	3/5	N122	W	47-46
2/26/2009	18/nr	23/nr	A	L	63-66
1/24/2010	3/18	3/19	A	W	55-43
2/22/2010	4/20	4/nr	H	W	70-61
1/2/2011	5/nr	6/nr	A	W	73-65
2/27/2011	4/nr	4/nr	H	W	80-60
1/19/2012	9/nr	9/nr	H	W	65-56
3/4/2012	13/nr	10/nr	N101	W	70-58
2/7/2013	12/nr	13/nr	A	W	64-62
1/2/2014	5/16	5/16	H	L	77-80
2/27/2014	10/nr	9/23	A	W	72-67
3/17/2014	6/nr	6/nr	N119	W	77-65
LOUISIANA TECH					**24-17**
12/16/1978	1/16		N15	L	56-64
3/23/1979	3/2		N25	L	84-102
12/7/1979	4/2		H	W	73-71
12/15/1980	3/1		A	L	53-77
3/29/1981	2/1		N33	L	59-79
1/10/1982	nr/1		H	L	64-72
3/26/1982	8/1		N35	L	46-69
12/14/1982	9/2		A	L	64-80
1/18/1984	12/1		H	L	63-81
12/13/1984	15/7		A	L	57-73
2/10/1986	14/3	12/5	H	L	56-59
2/9/1987	7/5	6/8	A	L	60-72
3/29/1987	7/3	2/1	N52	W	67-44
2/15/1988	3/5	4/2	H	W	76-74
4/1/1988	1/5	3/1	N55	L	59-68
11/27/1988	1/6	1/6	N56	W	62-61 (OT)
2/14/1989	3/2	3/2	A	W	72-65
12/9/1989	1/2	1/2	H	L	58-59

SERIES RECORDS

DATE	AP RANK UT/OPP	ESPN RANK UT/OPP	SITE	W/L	SCORE
2/5/1991	5/nr	5/25	A	W	77-74
11/22/1991	1/21	1/nr	H	W	90-70
12/18/1992	1/11	1/11	A	W	83-76
12/22/1993	1/10	1/10	H	W	94-60
3/24/1994	1/6	1/7	N67	L	68-71
11/20/1994	1/3	1/2	N66	W	69-62
1/9/1995	1/3	1/3	A	W	62-56
1/22/1996	4/1	5/1	H	W	77-72
11/20/1996	3/11	2/8	N75	L	64-66
2/24/1997	8/6	11/5	A	L	80-98
11/21/1997	1/2	1/2	H	W	75-61
3/29/1998	1/4	1/4	N84	W	93-75
11/30/1998	3/2	3/2	A	W	92-73
11/14/1999	2/6	2/6	H69	L	64-69
12/10/2000	2/12	2/10	A	W	70-62
11/23/2001	2/5	2/5	H	W	90-75
12/4/2002	4/15	5/13	A	W	60-35
12/7/2003	3/10	3/11	H	W	85-65
12/15/2004	9/nr	10/nr	A	W	70-59
12/15/2005	1/nr	1/nr	H	W	83-59
11/28/2006	4/nr	4/nr	A	W	71-50
11/26/2007	1/nr	1/nr	H	W	81-60
11/23/2008	5/nr	13/nr	H	W	94-59
LOUISVILLE					**2-1**
12/16/2009	3/nr	3/nr	H	W	86-56
11/12/2010	4/nr	4/nr	A	W	63-50
4/2/2013	10/16	9/17	N125	L	78-86
LOVE & BASKETBALL					**N/A**
11/9/2009			H	W-ex	85-50
MAINE					**2-0**
12/13/1990	10/nr	8/nr	A	W	77-64
11/24/1991	1/nr	1/nr	H	W	86-71
MANHATTAN					**1-0**
12/7/1997	1/nr	1/nr	A	W	78-28
MARATHON OIL					**N/A**
11/19/1985			H	W-ex	82-57
MARIST					**1-0**
3/25/2007	3/nr	4/nr	N121	W	65-46
MARQUETTE					**2-0**
11/23/1996	3/nr	2/nr	N76	W	83-68
3/21/2011	4/25	4/23	H	W	79-70
MARS HILL					**1-0**
1/31/1975			H	W	87-54
MARSHALL					**3-0**
1/13/1973			H	W	49-39
1/9/1974			H	W	44-40
1/6/1977	16/nr		HG	W	114-39
MARTHA WASHINGTON					**3-0**
3/18/1920			H	W	18-10
2/23/1923			A	W	29-26
2/12/1924			H	W	24-12
MARTIGNY BBC (SWITZERLAND)					**N/A**
8/19/1999			A90	W-ex	126-50
MARYLAND					**10-4**
3/17/1978	1/6		N21	L	69-75
12/29/1978	5/4		N23	L	79-85
3/18/1980	2/6		H	W	93-76
1/15/1981	7/14		A	W	93-91 (OT)
3/24/1981	2/9		H	W	79-67
2/20/1982	13/9		H	W	70-62
3/31/1989	1/5	1/3	N55	W	77-65
12/6/1989	1/14	1/15	A	W	77-69
12/9/1990	6/23	6/23	H	W	82-71
12/30/1992	1/6	1/6	A64	L	72-77
12/12/1993	1/23	1/23	H	W	64-48
12/4/1994	1/nr	1/nr	A	W	95-29
11/26/2005	2/10	1/10	N117	W	80-75
3/30/2014	3/11	3/9	N131	L	62-73
MARYVILLE					**8-15**
3/13/1903			A	L	1-10
4/6/1903			H	L	6-16
3/5/1904			A	L	0-29
3/12/1904			H	L	5-7
3/4/1905			H	L	11-24
3/10/1905			A	L	4-20
2/17/1906			A	L	5-37
2/24/1906			H	L	3-18
2/27/1907			A	L	11-22
unknown, 1908		*	L	6-9	
2/20/1909			H	L	14-25
1/30/1920			A	L	6-34
3/1/1920			H	L	11-23
3/4/1924			H	W	24-12
1/14/1925			H	W	40-10
1/23/1925			A	W	41-19
2/24/1925			H	L	14-20
1/25/1926			A	W	37-29
2/26/1926			H	L	27-28
1/31/1973			H	W	72-50
2/23/1973			N4	W	69-57
1/11/1974			HP7	W	64-29
2/5/1974			H	W	64-35
MARYVILLE ALL-STARS					**1-0**
1/20/1972			H	W	35-29
MEMPHIS					**26-1**
3/1/1974			N10	W	57-50
3/2/1974			N10	W	52-41
3/6/1976			N4	W	71-69 (OT)
1/29/1977	10/15		A	W	81-72
3/5/1977	12/18		N10	W	82-72
2/17/1978	1/15		H18	W	89-77
3/3/1978	1/13		N19	W	87-76
2/24/1979	6/17		A	L	75-79
1/21/1980	5/nr		H	W	86-48
3/19/1982	8/15		H	W	78-63
2/24/1986	14/nr	12/nr	A	W	94-79
1/28/1987	3/nr	3/nr	H	W	91-81
1/27/1988	4/nr	4/nr	A	W	97-73
2/6/1989	3/nr	2/nr	H	W	85-50
1/11/1990	5/nr	5/nr	A	W	88-69
2/21/1991	4/nr	4/nr	H	W	93-46
2/19/1992	2/nr	2/nr	A	W	118-59
2/16/1993	1/nr	1/nr	H	W	90-46
12/30/1993	1/nr	1/nr	A	W	79-65
11/26/1994	1/nr	1/nr	H	W	95-66
12/31/1995	5/nr	4/nr	A	W	84-63
12/3/1996	4/nr	4/nr	H	W	79-63
2/12/1998	1/nr	1/nr	A	W	91-65
2/16/1999	1/nr	1/nr	H	W	113-39
12/7/1999	2/nr	2/nr	A	W	92-69
12/15/2000	2/nr	2/nr	H	W	98-60
12/29/2001	2/nr	2/nr	A	W	92-66
MERCER					**0-1**
12/7/1974			H	L	83-84
MEXICAN NATIONAL TEAM					**N/A**
11/18/1991			H	W-ex	96-63
MIAMI (FLA)					**2-0**
11/15/2012	3/7	3/7	H	W	92-76
11/18/2012	24/23	20/23	A	W	79-67
MIAMI (OHIO)					**1-0**
11/23/1977	1/nr		H	W	100-33
MICHIGAN STATE					**2-1**
3/23/1977	5/17		N16	W	76-62
4/3/2005	3/6	4/2	N116	L	64-68
11/24/2005	2/9	1/9	N117	W	83-55

SERIES RECORDS

DATE	AP RANK UT/OPP	ESPN RANK UT/OPP	SITE	W/L	SCORE
MIDDLE TENNESSEE STATE					***21-0**
1/15/1971			H	(W)*	*
1/15/1972			H	W	55-45
3/2/1972			H	W	47-39
1/17/1973			A	W	43-42
3/2/1973			N5	W	58-43
2/1/1974			H	W	77-33
1/10/1975			H	W	69-32
3/6/1976			N4	W	73-70
3/3/1977	12/nr		N10	W	87-66
1/17/1978	2/nr		A	W	87-79
12/5/1978	1/nr		H	W	87-63
11/26/1979	4/nr		A	W	63-48
2/27/1981	4/nr		N3	W	66-47
3/17/1984	15/nr		H	W	70-52
11/26/2006	4/nr	4/nr	H	W	88-64
12/13/2007	1/nr	1/nr	H	W	84-61
12/11/2008	7/nr	10/nr	H	W	81-52
11/25/2009	6/nr	5/nr	A	W	69-52
11/29/2011	8/nr	8/nr	H	W	82-43
11/28/2012	16/nr	14/nr	H	W	88-81 (OT)
11/8/2013	4/nr	4/nr	A	W	67-57
MILLIGAN					**5-0**
1/29/1971			H	W	56-29
2/27/1971			HP	W	*
1/28/1972			A	W	72-26
2/9/1973			H	W	58-27
3/3/1976			A	W	112-43
MINNESOTA					**1-0**
12/4/1983	7/nr		H	W	54-50
MINSK (BELARUS)					**N/A**
1/5/1992			N62	L-ex	82-84
MISSISSIPPI (OLE MISS)					**42-7**
1/17/1977	13/nr		A	W	58-56
2/14/1977	12/14		H	W	74-63
1/7/1978	3/nr		A	W	65-61
2/4/1978	3/nr		H	W	87-79
2/10/1980	5/nr		H	W	85-71
1/8/1983	12/15		A	W	69-67
3/25/1983	9/13		N37	W	90-83 (3 OT)
2/15/1984	6/7		H	L	65-67
3/3/1985	15/6	24/3	A44	W	79-71
3/22/1985	13/6	13/7	N45	L	60-63
2/5/1986	10/8	12/8	A	L	54-68
3/1/1986	14/12	14/11	N40	L	78-83
1/31/1987	3/8	3/8	H	L	65-69
2/6/1988	4/7	4/7	A	W	78-67
1/14/1989	2/3	2/3	H	W	68-61
3/5/1989	2/12	2/11	N51	W	82-60
1/13/1990	5/nr	5/nr	A	W	63-57
1/26/1991	4/15	4/14	H	W	64-54
1/18/1992	2/10	2/9	A	L	78-80 (OT)
1/16/1993	2/nr	2/nr	H	W	64-53
2/16/1994	1/nr	1/24	A	W	70-60
1/29/1995	2/16	2/15	H	W	83-48
2/4/1996	3/20	3/25	A	L	78-72
3/2/1996	5/23	5/22	N65	W	73-51
2/2/1997	9/nr	9/nr	H	W	74-72
11/18/1997	1/nr	1/nr	H	W	92-54
2/4/1998	1/nr	1/nr	A	W	91-45
12/29/1998	2/nr	2/nr	A	W	92-51
2/4/1999	1/nr	1/nr	H	W	96-58
2/10/2000	2/nr	3/nr	A	W	70-49
2/8/2001	2/nr	2/nr	H	W	119-52
2/21/2002	4/nr	4/nr	A	W	86-69
2/6/2003	3/nr	3/nr	H	W	86-43
2/22/2004	3/nr	3/nr	A	W	85-69
2/6/2005	5/nr	5/nr	H	W	99-67
2/2/2006	5/nr	5/nr	A	W	78-63
2/15/2007	3/nr	3/nr	H	W	81-69
3/27/2007	3/nr	4/nr	N121	W	98-62
1/31/2008	2/nr	2/nr	A	W	68-44
1/29/2009	13/nr	15/nr	H	W	60-59
2/11/2010	5/nr	5/nr	A	W	61-58
2/28/2010	4/nr	4/nr	H	W	75-63
3/5/2010	4/nr	4/nr	N119	W	76-51
1/9/2011	5/nr	6/nr	H	W	86-46
2/24/2011	4/nr	4/nr	A	W	66-39
2/19/2012	13/nr	10/nr	A	W	66-56
2/10/2013	12/nr	13/nr	H	W	97-68
1/9/2014	8/nr	8/nr	H	W	94-70
2/6/2014	8/nr	8/nr	A	W	77-65
MISSISSIPPI GULF COAST JC					**2-0**
12/18/1976	19/nr		N15	W	89-60
12/15/1977	5/nr		N15	W	83-35
MISSISSIPPI STATE					**35-0**
2/22/1986	15/nr	12/nr	A	W	72-51
2/21/1987	9/nr	8/nr	H	W	84-53
2/8/1988	4/nr	4/nr	A	W	81-74
1/16/1989	2/nr	2/nr	H	W	79-54
2/7/1990	5/nr	5/nr	A	W	76-55
1/2/1991	5/nr	7/nr	H	W	91-63
2/12/1992	3/nr	3/nr	A	W	78-56
1/9/1993	2/nr	2/nr	H	W	109-62
1/22/1994	1/nr	1/nr	A	W	82-62
1/21/1995	2/nr	2/nr	H	W	81-58
2/10/1996	6/nr	6/nr	A	W	92-76
2/9/1997	9/nr	9/nr	H	W	104-39
2/9/1998	1/nr	1/nr	A	W	74-52
2/27/1998	1/nr	1/nr	N82	W	88-60
2/6/1999	1/nr	1/nr	H	W	94-53
2/17/2000	2/22	3/18	A	W	79-75
3/5/2000	2/17	2/19	N65	W	70-67
1/15/2001	2/21	2/21	H	W	66-59
2/14/2002	3/nr	4/nr	A	W	80-78
1/26/2003	4/14	4/13	H	W	82-68
3/8/2003	3/10	3/11	N107	W	76-75
1/11/2004	5/nr	5/nr	A	W	61-53
3/5/2004	1/nr	1/nr	N101	W	67-57
2/24/2005	5/nr	5/nr	H	W	78-56
1/15/2006	1/nr	1/nr	A	W	79-56
1/18/2007	4/nr	4/nr	H	W	73-44
2/7/2008	2/nr	2/nr	A	W	87-69
2/24/2008	3/nr	3/nr	H	W	72-46
1/15/2009	13/nr	15/nr	A	W	63-56
2/22/2009	13/nr	19/nr	H	W	82-68
1/10/2010	4/nr	4/nr	A	W	75-48
1/27/2011	5/nr	6/nr	H	W	81-55
2/16/2012	13/nr	10/nr	A	W	57-41
1/31/2013	9/nr	10/nr	H	W	88-45
1/16/2014	12/nr	10/nr	A	W	67-63
MISSOURI					**5-1**
1/14/1978	2/18		H	W	101-83
12/9/1978	1/19		A22	W	74-61
11/25/2010	4/nr	4/nr	N117	W	82-44
1/10/2013	9/nr	9/nr	H	W	84-39
2/3/2013	9/nr	10/nr	A	L	63-80
2/23/2014	10/nr	10/nr	A	W	56-50
MONTANA					**2-0**
11/28/1993	1/nr	1/nr	H	W	82-66
12/19/1994	1/nr	1/nr	A	W	66-61
MONTCLAIR STATE					**0-1**
12/2/1977	1/7		N17	L	80-87
MTK BUDAPEST (HUNGARY)					**N/A**
11/30/1992			H	W-ex	84-70
NEBRASKA					**2-0**
1/7/1980	5/nr		H	W	82-42
12/1/1984	12/nr		N43	W	77-58
NEVADA-LAS VEGAS					**1-0**
12/19/1979	3/15		A26	W	84-64

SERIES RECORDS

DATE	AP RANK UT/OPP	ESPN RANK UT/OPP	SITE	W/L	SCORE
NORTH CAROLINA					**16-3**
3/9/1978	1/nr		A20	W	92-66
2/3/1979	8/nr		H	W	95-57
12/1/1979	4/nr		A	W	66-55
1/26/1981	7/nr		H	W	76-72
1/30/1982	nr/nr		A	W	76-62
11/24/1982	4/nr		H	W	108-65
1/2/1984	11/nr		A	W	75-59
12/7/1984	16/nr		H	W	84-70
1/11/1986	11/19	12/18	A	L	68-82
1/4/1987	1/nr	1/22	H	W	87-68
2/25/1988	3/nr	3/nr	A	W	88-65
3/25/1993	2/17	2/18	N48	W	74-54
3/23/1998	1/7	1/4	N83	W	76-70
3/28/2006	6/1	6/1	N93	L	63-75
12/3/2006	4/2	4/2	A	L	57-70
4/1/2007	3/2	4/2	N93	W	56-50
12/2/2007	1/5	1/4	H	W	83-79
12/2/2012	16/22	14/nr	H	W	102-57
11/11/2013	4/12	3/11	A	W	81-65
NORTH CAROLINA A&T					**1-0**
3/16/1994	1/nr	1/nr	H	W	111-37
NORTH CAROLINA STATE					**12-3**
3/12/1976			N14	L	85-86
1/2/1978	3/5		H	W	70-65
3/11/1978	1/5		N20	W	64-62
1/13/1979	4/8		A	W	79-66
1/4/1980	5/8		H	W	67-58
2/21/1981	7/15		A	W	72-63
2/6/1983	6/19		H	W	91-78
1/14/1984	8/16		A	L	59-65
1/19/1985	nr/17		H	W	72-57
1/13/1986	12/17	12/17	A	W	67-65
12/6/1986	3/20	3/20	H	W	86-65
12/1/1990	3/7	3/7	A	L	77-90
1/29/2000	4/8	4/8	N93	W	83-63
12/2/2001	2/8	2/9	N99	W	93-56
11/21/2004	1/nr	1/nr	A	W	64-54
NORTH CAROLINA-CHARLOTTE					**3-0**
3/1/1987	8/nr	8/nr	H	W	91-44
12/2/1991	1/nr	1/nr	A	W	79-56
12/9/1992	1/nr	2/nr	H	W	89-45
NORTH CAROLINA-GREENSBORO					**0-2**
2/19/1972			N1	L	36-51
2/13/1976			N1	L	79-81 (OT)
NORTHERN ILLINOIS					**3-0**
12/20/1987	3/nr	4/nr	H	W	103-76
2/5/1990	5/23	6/24	H	W	83-62
1/24/1992	4/nr	4/nr	A	W	78-61
NORTHWESTERN					**3-0**
1/20/1987	3/nr	3/nr	A	W	74-71
1/5/1988	4/nr	4/nr	H	W	78-65
3/20/1993	2/nr	2/nr	H	W	89-66
NORTHWESTERN STATE (LA.)					**1-0**
3/22/2014	3/nr	3/nr	H	W	70-46
NOTRE DAME					**20-4**
11/25/1983	5/nr		A39	W	71-56
11/24/1984	14/nr		H	W	62-57
12/9/1985	11/nr	14/nr	A	W	71-63
2/14/1987	7/nr	8/nr	H	W	90-55
2/3/1988	4/nr	4/nr	A	W	91-71
2/20/1989	2/nr	3/nr	H	W	98-43
12/3/1989	1/nr	1/nr	A	W	77-54
2/9/1991	5/20	5/19	H	W	88-71
1/12/1992	2/nr	3/nr	A	W	85-82
1/4/1993	1/nr	1/nr	H	W	79-48
1/7/1994	1/nr	1/nr	A	W	105-70
11/19/1996	3/14	2/17	N75	W	72-59
3/28/1997	10/15	11/14	N78	W	80-66
3/17/2002	6/nr	6/nr	H	W	89-50
12/28/2002	5/12	5/12	N106	W	77-61
11/30/2003	3/17	3/17	H	W	83-59
12/31/2005	1/12	1/11	A	W	62-51
12/30/2006	4/nr	4/nr	H	W	78-54
1/5/2008	3/14	3/14	A	W	87-63
3/30/2008	3/15	3/19	N125	W	74-64
3/28/2011	4/9	4/7	N121	L	59-73
1/23/2012	7/2	9/2	A	L	44-72
1/28/2013	9/2	10/3	H	L	67-77
1/20/2014	11/2	12/2	H	L	70-86
OAKLAND					**1-0**
11/24/2013	3/nr	4/nr	H	W	84-50
OHIO STATE					**9-1**
12/18/1976	19/nr		N15	W	67-57
12/12/1977	5/18		H	W	89-56
12/12/1978	1/nr		H	W	88-74
12/14/1978	1/nr		N15	W	69-59
1/31/1980	6/nr		A	W	72-56
12/17/1981	14/nr		N34	L	82-83 (2 OT)
12/29/1990	7/nr	7/nr	N58	W	85-69
11/21/1993	1/8	1/14	N66	W	80-45
3/18/1996	4/nr	4/nr	H	W	97-65
3/26/2011	4/18	4/24	N121	W	85-75
OKLAHOMA					**5-1**
11/10/2002	2/22	2/19	H	W	94-68
12/21/2003	2/13	2/15	A	W	71-55
11/15/2007	1/9	1/8	N122	W	70-67
2/2/2009	12/2	15/2	A125	L	70-80
1/3/2010	4/14	4/15	H	W	96-75
3/31/2013	10/nr	9/nr	N125	W	74-59
OKLAHOMA STATE					**1-0**
12/4/1992	2/nr	2/nr	N56	W	69-60
OLD DOMINION					**36-9**
3/11/1977	10/12		N3	W	61-60
2/10/1979	6/1		A	L	56-71
3/10/1979	8/1		H	L	72-74
1/26/1980	4/2		H	L	54-61
3/8/1980	3/1		N27	L	67-68
3/23/1980	2/1		N28	L	53-68
2/16/1981	7/2		A	W	76-70
3/14/1981	3/6		A32	W	65-64
3/27/1981	2/3		N33	W	68-65
12/2/1981	7/2		A	L	54-66
2/14/1982	13/4		H	W	62-58
11/30/1982	4/3		H	L	72-78 (OT)
2/14/1983	4/9		A	L	66-90
11/29/1983	5/11		H	W	67-63
1/25/1985	nr/1	18/1	A	W	67-64
2/20/1986	15/nr	12/nr	H	W	79-68
1/7/1987	2/nr	2/nr	A	W	99-90
11/28/1987	1/18	1/18	N54	W	83-52
1/14/1988	4/nr	4/nr	H	W	91-68
1/4/1989	1/nr	1/24	A	W	93-58
1/6/1990	5/22	5/21	H	W	81-61
3/18/1990	4/nr	4/nr	H	W	87-68
1/6/1991	5/nr	5/nr	A	W	93-62
2/4/1992	4/nr	4/nr	H	W	75-59
1/2/1993	1/nr	1/nr	A	W	68-60
1/13/1994	1/nr	1/nr	H	W	90-49
1/24/1995	2/nr	2/nr	A	W	77-54
1/11/1996	4/15	5/15	H	W	69-47
1/7/1997	9/2	9/4	A	L	72-83
3/30/1997	10/2	11/3	N78	W	68-59
2/7/1998	1/3	1/3	H	W	85-61
1/19/1999	1/12	1/11	A	W	77-61
1/3/2000	2/21	2/19	H	W	113-55
1/28/2001	3/nr	3/nr	A	W	87-70
1/8/2002	2/25	3/nr	H	W	74-62
1/7/2003	5/nr	5/nr	A	W	91-63
1/4/2004	5/nr	5/nr	H	W	66-42
1/2/2005	8/nr	8/nr	A	W	68-58
1/2/2006	1/nr	1/nr	H	W	83-67
12/22/2006	5/nr	5/nr	A	W	75-59

SERIES RECORDS

DATE	AP RANK UT/OPP	ESPN RANK UT/OPP	SITE	W/L	SCORE
12/5/2007	1/25	1/nr	H	W	83-51
12/18/2008	11/nr	13/nr	A	W	81-76
12/30/2009	4/nr	4/nr	H	W	102-62
12/5/2010	9/nr	8/nr	A	W	74-44
12/28/2011	7/nr	8/nr	H	W	90-37
ORAL ROBERTS					**2-0**
3/23/2008	3/nr	3/nr	N124	W	94-55
3/23/2013	10/nr	9/nr	H	W	83-62
OREGON					**1-0**
3/17/1997	10/nr	11/nr	H	W	76-59
OREGON STATE					**2-0**
12/18/1981	14/nr		N34	W	73-62
12/16/1987	3/nr	4/nr	A	W	91-56
PENN STATE					**8-1**
12/30/1978	5/11		N23	W	74-72
2/7/1982	20/14		H	W	98-74
1/30/1983	8/19		A	W	75-60
1/29/1984	9/nr		H	W	68-65
1/27/1985	nr/12	18/10	A	L	74-79
12/28/1991	3/7	3/7	H61	W	82-81
12/10/1994	1/7	1/6	N68	W	78-74
12/3/1995	3/12	2/12	N70	W	79-67
3/29/2003	4/15	4/16	H	W	86-58
PEPPERDINE					**1-0**
11/13/2011	3/nr	3/nr	H	W	89-57
PESARO (ITALY)					**N/A**
8/10/2003			N109	W-ex	58-13
PITTSBURGH					**4-0**
12/16/1977	5/nr		N15	W	83-55
1/28/1983	8/nr		A	W	73-60
1/4/1984	11/nr		H	W	88-64
3/20/2007	3/nr	4/nr	A	W	68-54
POLISH NATIONAL TEAM					**N/A**
12/2/1980			H	W-ex	76-49
PORTLAND					**2-0**
11/30/1997	1/nr	1/nr	A	W	74-51
11/13/1998	1/nr	1/nr	H	W	94-57
PRAGUE UNIV. (CZECHOSLOVAKIA)					**N/A**
6/17/1987			N53	L-ex	62-85
PREMIER PLAYERS					**N/A**
11/16/2002			H	W-ex	95-76
PRINCETON					**1-0**
12/20/2005	1/nr	1/nr	H	W	107-39
PROVIDENCE					**3-0**
11/29/1986	3/nr	3/nr	N49	W	86-70
1/25/1993	2/nr	2/nr	H	W	93-50
2/11/1994	2/nr	2/nr	A	W	83-73
PUERTO RICO-MAYAGUEZ					**1-0**
11/29/2002	4/nr	5/nr	A	W	136-26
PURDUE					**7-1**
12/6/1994	1/15	1/13	H	W	81-63
12/2/1995	3/7	2/5	N70	W	81-63
12/8/1995	2/10	2/10	A71	W	82-68
1/17/1997	9/nr	9/nr	H	W	72-60
11/15/1998	1/5	1/5	A85	L	68-78
12/2/1999	3/17	3/17	H	W	72-66
3/22/2005	3/nr	3/nr	H	W	75-54
3/25/2008	3/nr	3/nr	A124	W	78-52
RADFORD					**1-0**
3/16/1996	4/nr	4/nr	H	W	97-56

DATE	AP RANK UT/OPP	ESPN RANK UT/OPP	SITE	W/L	SCORE
REMUS AUSTRIA POWER					**N/A**
11/4/2001			H	W-ex	108-69
RICE					**1-0**
11/15/2012	24/nr	20/nr	H	W	101-48
RICHMOND					**1-0**
1/14/1991	2/nr	3/nr	H	W	80-54
ROANOKE					**1-0**
3/8/1974			N11	W	68-47
ROMANIAN NATIONAL TEAM					**N/A**
8/15/2003			N110	W-ex	88-74
ROQUE-BRUEN (FRANCE)					**N/A**
8/22/1999			A92	W-ex	114-45
RUTGERS					**19-3**
3/16/1979	6/3		N24	W	79-69
1/23/1982	nr/3		A	L	57-68
1/19/1983	8/16		H	W	81-61
12/30/1988	1/10	1/11	A57	W	93-53
3/21/1992	2/nr	2/nr	H	W	97-56
1/19/1993	2/nr	2/nr	H	W	93-74
1/17/1994	1/nr	1/nr	A	L	77-87
3/21/1998	1/nr	1/nr	N83	W	92-60
1/3/1999	2/15	2/13	N87	W	68-54
3/31/2000	2/8	2/8	N95	W	64-54
1/2/2001	2/9	2/10	N87	W	58-51
12/11/2003	2/nr	2/25	H	W	59-49
12/29/2004	8/24	8/nr	A	L	51-65
3/29/2005	3/9	3/10	N115	W	59-49
3/26/2006	6/9	6/9	N93	W	76-69
4/3/2007	3/15	4/18	N93	W	59-46
2/11/2008	1/5	2/7	H	W	59-58
1/3/2009	8/15	12/14	A	W	55-51
12/13/2009	4/nr	3/nr	N87	W	68-54
12/30/2010	5/nr	6/nr	H	W	87-51
12/13/2011	6/11	6/11	A	W	67-61
12/30/2012	13/nr	15/nr	H	W	66-47
SAINT LOUIS					**1-0**
12/1/2002	4/nr	5/nr	N105	W	75-40
SAN FRANCISCO					**2-0**
11/15/2008	7/nr	6/nr	H	W	68-39
12/22/2009	4/nr	4/nr	A	W	89-34
SAN JOSE STATE					**1-0**
12/15/1979	3/nr		A	W	81-70
SANTA CLARA					**1-0**
12/16/1991	3/nr	1/nr	A	W	73-71
SHORTER					**1-0**
1/11/1975			H	W	109-74
SMU					**1-0**
11/29/2013	3/nr	4/nr	N130	W	87-47
SOLNA (SWEDEN)					**N/A**
1/4/1992			N62	W-ex	70-65
SOUTH CAROLINA					**47-3**
2/18/1972			N1	W	44-30
3/10/1973			N6	L	54-59
2/16/1974			N1	W	72-45
1/15/1979	4/nr		H	W	62-54
3/9/1979	8/15		H	W	76-64
1/23/1980	4/8		A	L	52-56
3/7/1980	3/7		A27	W	67-54
3/21/1980	2/4		N28	W	75-72
1/12/1981	9/10		H	W	65-54
1/25/1982	nr/12		A	W	87-81
12/4/1982	4/13		N36	W	84-62
2/16/1983	4/nr		H	W	87-67

SERIES RECORDS

DATE	AP RANK UT/OPP	ESPN RANK UT/OPP	SITE	W/L	SCORE
2/8/1984	7/nr		A	W	71-66
2/18/1985	20/nr	24/nr	H	W	66-58
1/6/1986	11/nr	13/nr	A	W	70-54
2/19/1987	9/nr	8/nr	H	W	80-56
1/20/1988	4/nr	4/nr	A	W	85-80
2/4/1989	2/17	2/17	H	W	60-54
1/25/1990	3/15	3/15	A	W	70-69
1/24/1991	4/nr	4/nr	H	W	77-61
1/15/1992	2/nr	2/nr	A	W	78-58
2/18/1993	1/nr	1/nr	H	W	100-57
2/8/1994	2/nr	2/nr	A	W	91-75
1/12/1995	1/nr	1/nr	H	W	72-55
2/15/1996	5/nr	5/nr	A	W	79-73 (OT)
2/11/1997	8/nr	9/nr	H	W	90-59
2/28/1997	8/nr	11/nr	N65	W	75-48
1/6/1998	1/nr	1/nr	A	W	94-52
1/7/1999	2/nr	2/nr	H	W	87-58
1/14/2000	2/nr	2/nr	A	W	92-76
1/11/2001	2/nr	2/nr	H	W	99-45
1/17/2002	2/8	3/8	A	W	80-61
1/23/2003	4/15	4/14	H	W	97-78
1/15/2004	5/nr	5/nr	A	W	86-58
2/8/2004	1/nr	1/nr	H	W	72-58
1/27/2005	5/nr	6/nr	A	W	68-53
2/17/2005	6/nr	6/nr	H	W	74-44
1/4/2006	1/nr	1/nr	A	W	66-51
2/1/2007	3/nr	3/nr	H	W	72-36
3/2/2007	2/nr	2/nr	N119	W	81-63
1/13/2008	2/nr	2/nr	A	W	71-48
1/18/2009	13/nr	15/nr	H	W	68-56
1/7/2010	4/nr	4/nr	H	W	79-62
1/31/2010	5/nr	5/nr	A	W	60-55
1/20/2011	5/nr	6/nr	A	W	71-56
2/17/2011	4/nr	4/nr	H	W	82-60
2/2/2012	8/nr	8/nr	H	L	60-64
3/3/2012	13/25	10/rv	N101	W	74-58
1/3/2013	12/18	13/15	A	W	73-53
3/2/2014	10/4	9/5	H	W	73-61
SOUTH CAROLINA STATE					**2-0**
3/19/1983	9/nr		H	W	86-51
11/22/1983	5/nr		H	W	85-69
SOUTH KOREAN NATIONAL TEAM					**N/A**
6/19/1987			N53	L-ex	74-86
SOUTHERN CALIFORNIA					**8-7**
2/2/1981	10/8		H	W	78-71
12/9/1981	10/4		A	L	70-86
3/21/1982	8/5		H	W	91-90 (OT)
12/6/1982	5/1		H	L	71-81
11/26/1983	5/1		N39	L	64-78
12/8/1983	7/1		A	L	66-81
4/1/1984	15/5		N41	L	61-72
1/8/1985	nr/6		H	W	71-60
12/13/1985	11/4	15/3	A	L	77-85
3/28/1986	15/3	5/2	N6	L	59-83
12/28/1986	1/7	1/7	N50	W	89-75
12/6/1988	1/17	1/18	H	W	102-69
12/22/1989	4/nr	1/nr	A	W	87-53
11/18/2001	2/nr	2/nr	H	W	106-66
12/14/2002	4/nr	5/nr	A	W	71-39
SOUTHERN ILLINOIS					**2-0**
11/19/1984	14/nr		N42	W	56-54
1/23/1989	2/nr	2/nr	H	W	78-44
SOUTHWEST MISSOURI STATE					**1-0**
3/17/1991	4/nr	3/nr	H	W	55-47
SOVIET NATIONAL TEAM					**N/A**
11/29/1979			H	L-ex	59-102
ST. JOHN'S					**2-0**
12/3/1982	4/nr		N36	W	69-56
3/24/2014	3/nr	3/nr	H	W	67-51

DATE	AP RANK UT/OPP	ESPN RANK UT/OPP	SITE	W/L	SCORE
ST. JOSEPH'S					**5-0**
12/27/1986	1/nr	1/21	N50	W	76-66
11/25/1995	4/nr	2/nr	H	W	75-54
1/2/1997	8/nr	8/nr	A	W	64-52
11/16/1998	4/nr	1/nr	H	W	108-63
12/19/1999	2/nr	2/nr	A	W	82-59
ST. MARY'S (CA)					**1-0**
3/18/2001	3/nr	3/nr	H	W	92-75
ST. MARY'S NURSING					**1-0**
1/18/1974			H	W	53-39
STANFORD					**22-9**
12/18/1988	1/5	1/5	H	W	83-60
12/15/1989	2/3	2/3	A	L	71-85
11/25/1990	6/2	6/2	H	W	95-80
12/30/1990	7/8	7/8	N58	W	84-77
3/30/1991	4/11	3/10	N59	W	68-60
12/14/1991	1/3	1/3	A	L	95-96 (OT)
12/6/1992	2/1	2/1	N56	W	74-73 (OT)
12/21/1992	1/2	1/2	H	W	84-79
12/3/1993	1/9	1/8	A	W	81-75
12/1/1994	1/2	1/2	H	W	105-69
12/16/1995	2/9	2/9	A	L	72-90
12/15/1996	5/1	1/5	H	L	65-82
11/29/1997	1/11	1/10	N79	W	88-70
12/19/1998	2/nr	2/nr	H	W	98-62
11/26/1999	5/23	5/22	A	W	79-73
12/17/2000	2/15	2/22	H	W	63-58
12/16/2001	2/6	2/5	A	W	68-62
12/18/2002	4/5	4/5	H	W	71-56
12/14/2003	2/6	2/5	A	W	70-66 (OT)
3/30/2004	2/10	3/8	N112	W	62-60
12/21/2004	9/2	10/2	H	W	70-67
12/4/2005	2/12	1/11	A	W	74-67
11/24/2006	4/11	4/11	H	W	77-60
12/22/2007	1/5	1/4	A	L	69-73 (OT)
4/8/2008	3/4	3/4	N122	W	64-48
12/21/2008	11/3	13/4	H	W	79-69 (OT)
12/19/2009	3/2	3/2	A	L	52-67
12/19/2010	6/3	6/2	H	W	82-72 (OT)
12/20/2011	6/4	6/4	A	L	80-97
12/22/2012	10/1	11/1	H	L	60-73
12/21/2013	3/6	3/5	A	L	70-76
STEPHEN F. AUSTIN					**3-3**
12/15/1978	1/5		N15	L	60-69
1/14/1980	5/2		H	W	79-69
12/13/1980	3/17		A	L	68-72
11/22/1981	2/18		H	L	74-80
12/11/1982	5/nr		A	W	76-67
12/5/1992	2/8	2/8	N56	W	94-71
STETSON					**5-0**
12/3/1987	1/nr	1/nr	H	W	102-59
1/9/1989	2/nr	1/nr	A	W	97-62
11/26/1989	1/nr	1/nr	H	W	112-39
11/20/2005	2/nr	1/nr	H	W	83-33
3/19/2011	4/nr	4/nr	H	W	99-34
STOCKHOLM HUMAN RIGHTS (08)					**N/A**
11/3/2002			H	W-ex	116-50
SULLINS					**1-1**
2/24/1923			A	L	12-15
3/5/1969			H	W	70-34
TCU					**4-0**
11/27/2000	2/nr	2/nr	A	W	83-61
2/11/2003	3/nr	3/nr	H	W	86-72
1/2/2004	5/19	5/19	A	W	74-66
12/19/2004	9/nr	10/nr	H	W	82-55
TEMPLE					**2-0**
11/28/2004	1/nr	1/nr	H	W	52-48
12/28/2005	1/22	1/21	A	W	75-50

SERIES RECORDS

DATE	AP RANK UT/OPP	ESPN RANK UT/OPP	SITE	W/L	SCORE
TENNESSEE SCHOOL FOR THE DEAF					**0-0-1**
1/16/1909			H	T	12-12
TENNESSEE STATE					**3-0**
2/17/1986	15/nr	14/nr	H	W	114-63
2/27/1988	3/nr	3/nr	H	W	104-51
12/17/2013	3/nr	3/nr	H	W	94-43
TENNESSEE TECH					**16-12**
1/23/1969			H	W	45-43
1/28/1970			A	L	45-59
2/11/1970			H	L	48-60
3/3/1973			N5	L	45-48
3/10/1973			N6	L	49-61
2/9/1974			A	W	65-51
3/2/1974			A10	L	51-54 (OT)
1/27/1975			A	L	73-96
2/4/1975			H	L	74-76
1/24/1976			A13	L	61-83
2/6/1976			H	L	84-89 (OT)
3/4/1976			N4	L	76-91
2/7/1977	12/6		A	L	65-70
2/25/1977	12/6		H	W	80-67
3/4/1977	12/6		A10	L	70-76
3/12/1977	10/7		N3	W	72-59
12/3/1977	1/11		N17	W	65-60
12/16/1977	5/nr		N15	W	79-64
1/18/1978	3/nr		A	W	82-81 (OT)
2/18/1978	1/nr		H18	W	80-64
3/4/1978	1/nr		N19	W	92-73
2/15/1979	6/nr		H	W	80-75
3/3/1979	8/nr		H	W	85-60
2/12/1980	4/nr		A	W	68-66
3/1/1980	4/20		A10	W	83-66
2/12/1981	7/nr		H	W	69-63
3/15/1987	7/nr	7/nr	H	W	95-59
2/2/1991	3/nr	3/nr	H	W	94-67
TENNESSEE TECH JV					**1-0**
1/23/1976			A13	W	74-51
TENNESSEE-MARTIN					**14-2**
3/4/1971			N3	L	26-39
3/3/1972			H	L	42-53
3/2/1973			N5	W	59-57 (OT)
3/3/1973			N5	W	61-57 (OT)
2/7/1975			A	W	92-76
12/10/1975			H	W	77-50
3/5/1976			N4	W	77-62
2/12/1979	6/nr		H	W	124-60
3/2/1979	8/nr		H	W	96-51
2/16/1980	4/nr		A	W	69-55
2/28/1980	4/nr		N10	W	81-35
2/26/1981	4/nr		N3	W	71-41
11/23/1997	1/nr	1/nr	A	W	73-32
11/19/1999	5/nr	2/nr	H	W	133-60
12/5/2006	6/nr	5/nr	H	W	85-29
3/17/12	9/nr	7/nr	N128	W	72-49
TEXAS					**23-12**
12/8/1978	1/10		N22	W	84-60
12/9/1982	5/10		A	L	59-74
12/1/1983	5/4		H	L	65-66
12/11/1984	15/2		A	L	60-91
12/1/1985	11/1	11/1	H	L	52-74
12/14/1986	3/1	3/1	A	W	85-78
12/29/1986	1/2	1/2	N50	L	74-88
12/9/1987	1/2	1/2	H	L	78-97
1/31/1989	2/11	2/11	A	L	67-69
1/20/1990	3/6	3/7	H	W	76-70
2/23/1991	4/15	4/15	A	W	64-55
12/19/1991	3/19	3/19	N60	W	86-72
2/25/1992	2/24	2/nr	H	W	86-68
2/2/1993	1/13	1/13	A	W	72-58
1/25/1994	2/nr	2/nr	H	W	94-60
12/28/1994	1/nr	1/nr	A	W	66-54
12/10/1995	2/nr	2/nr	H	W	83-67
12/21/1996	6/13	6/16	A	W	68-65 (OT)
12/3/1997	1/nr	1/nr	H	W	98-64
11/28/1998	3/nr	3/nr	A	W	86-65
12/30/1999	2/25	2/nr	H	W	106-76
12/22/2000	2/15	2/22	A	W	67-59
2/12/2002	3/18	4/17	H	L	66-69
12/21/2002	4/22	4/21	A	L	62-63
12/28/2003	2/5	2/5	H	L	60-70
11/25/2004	1/4	1/4	A	L	59-74
12/1/2005	2/16	1/18	H	W	102-61
12/17/2006	5/23	5/24	A	W	67-46
11/18/2007	1/21	1/22	H	W	92-67
12/14/2008	7/6	10/5	A	L	59-73
12/6/2009	6/17	5/17	H	W	78-58
12/12/2010	8/21	7/24	A	W	92-77
12/4/2011	8/21	8/22	H	W	73-57
12/16/2012	13/18	12/20	A	W	94-75
12/8/2013	3/nr	3/nr	H	W	75-61
TEXAS A&M					**5-1**
12/19/1997	1/nr	1/nr	N81	W	105-81
4/1/2008	3/8	3/9	N125	W	53-45
2/28/2013	8/13	8/15	H	W	82-72
3/9/2013	9/19	9/19	N119	L	62-66
1/26/2014	11/17	12/15	A	W	76-55
3/8/2014	6/15	6/14	N119	W	86-77
TEXAS TECH					**6-0**
3/25/1995	3/5	2/6	H	W	80-59
11/27/1995	3/10	2/14	H	W	81-44
12/18/1996	6/11	6/10	A	W	79-71
3/27/2000	2/11	2/11	N94	W	57-44
3/27/2005	3/14	3/14	N115	W	75-59
11/17/2009	6/nr	5/nr	N126	W	91-53
TOLEDO					**1-0**
12/18/1985	13/nr	14/nr	N47	W	81-63
TROY					**1-0**
12/14/2013	3/nr	3/nr	H	W	103-64
TUSCULUM					**1-0**
2/15/1926			A	W	37-12
UCLA					**18-1**
1/5/1979	5/4		H	W	88-74
3/25/1979	3/6		N25	W	104-86
12/13/1979	3/11		A	W	80-77
1/3/1981	7/8		H	L	62-65
12/13/1981	14/17		A	W	71-66
12/10/1983	7/nr		A	W	73-70
1/6/1985	nr/nr		H	W	72-57
12/15/1985	13/nr	15/nr	A	W	68-64
12/20/1986	1/nr	1/nr	H	W	81-58
12/13/1987	1/nr	1/nr	A	W	89-63
12/20/1988	1/nr	1/nr	H	W	82-50
12/17/1989	2/nr	2/nr	A	W	77-55
12/16/1990	10/nr	8/nr	H	W	113-86
12/21/1998	2/8	2/8	H	W	100-77
11/28/1999	5/4	5/4	A	W	88-77
11/16/2006	5/20	4/21	H	W	83-60
12/19/2007	1/nr	1/nr	A	W	82-70
11/28/2009	6/nr	5/nr	H	W	61-47
12/17/2011	6/nr	6/nr	A	W	85-64
UNIMEP SAO PAULO (BRAZIL)					**N/A**
6/14/1987			A	L-ex	71-104
UNION (KY.)					**1-1**
3/11/1922			A	L	8-14
3/1/1969			N2	W	43-23

SERIES RECORDS

DATE	AP RANK UT/OPP	ESPN RANK UT/OPP	SITE	W/L	SCORE
UNION (TENN.)					**0-3**
2/8/1975			A	L	67-80
2/27/1975			N12	L	90-95
3/1/1975			N12	L	93-94
11/7/2010			H	W-ex	86-53
11/8/2011			H	W-ex	93-45
UNITED STATES ARMED FORCES					**N/A**
11/4/1997			H	W-ex	111-54
UNITED STATES NATIONAL TEAM					**N/A**
11/22/1995			H	L-ex	58-82
11/7/1999			H	W-ex	65-64
11/4/2007			H	L-ex	83-72
VALDOSTA STATE					**3-1**
3/18/1978	1/8		N21	L	80-83
1/27/1979	7/14		H	W	93-73
1/12/1980	5/nr		A	W	72-65
11/29/1980	3/nr		N29	W	99-84
VALENCIENNES-ORCHIES (FRANCE)					**N/A**
8/15/1999			A88	W-ex	71-68
VANDERBILT					**63-9**
1/18/1976			A	W	96-27
11/21/1979	4/nr		A	W	77-53
12/6/1981	10/nr		H	W	99-77
1/4/1982	20/nr		A	W	80-63
2/26/1982	8/nr		N6	W	80-75
1/12/1983	11/nr		H	W	98-70
2/19/1983	4/nr		A	W	94-79
2/5/1984	7/nr		A	W	82-73
2/26/1984	10/nr		H	W	74-72
1/16/1985	nr/nr		A	L	77-84
2/16/1985	nr/nr	24/nr	H	W	82-71
2/15/1986	14/nr	14/nr	H	W	94-81
2/4/1987	5/14	6/13	A	L	76-77
1/17/1988	4/nr	4/20	H	W	104-67
1/26/1989	2/nr	2/23	A	W	80-60
2/22/1990	4/nr	4/nr	H	W	88-77
12/6/1990	6/nr	6/nr	A	L	66-80
3/2/1991	4/nr	4/nr	N51	W	62-60
2/2/1992	4/13	4/11	H	W	70-53
1/30/1993	2/1	2/1	A	W	73-68
1/31/1994	2/9	2/10	A	W	84-82
2/13/1994	2/12	2/11	H	W	79-57
3/7/1994	1/13	1/13	N65	W	82-57
12/31/1994	1/8	1/9	A	W	72-70
2/12/1995	2/7	2/7	H	W	75-55
3/6/1995	2/9	2/11	N65	L	61-67
1/19/1996	6/2	5/2	H	W	85-82
2/25/1996	5/10	5/9	A	W	79-71
1/19/1997	9/7	9/7	A	W	92-79 (OT)
2/17/1997	8/15	8/13	H	W	64-59
1/25/1998	1/9	1/8	H	W	86-54
2/16/1998	1/14	1/11	A	W	91-60
2/28/1998	1/14	1/13	N82	W	106-45
2/7/1999	1/nr	1/nr	A	W	66-60
2/18/1999	1/nr	1/nr	H	W	89-53
2/4/2000	4/nr	4/nr	H	W	78-52
2/24/2000	2/nr	3/nr	A	W	59-57
3/4/2000	2/nr	3/nr	N65	W	61-53
1/23/2001	3/16	3/17	A	W	70-64
2/22/2001	1/18	1/17	H	W	70-66
3/3/2001	1/15	1/15	N94	L	74-77
2/2/2002	2/8	2/6	A	L	59-76
2/16/2002	3/6	4/6	H	W	75-68
3/25/2002	6/4	6/4	N102	W	68-63
2/2/2003	4/17	4/17	A	W	81-67
2/27/2003	3/17	3/18	H	W	91-71
1/22/2004	2/nr	2/nr	H	W	79-54
2/15/2004	3/nr	3/nr	A	W	94-88
1/16/2005	8/17	10/15	A	W	79-65
2/13/2005	5/21	5/20	H	W	72-63
3/5/2005	5/18	4/17	N114	W	76-73
1/19/2006	1/19	1/19	A	W	80-68
2/12/2006	5/22	5/20	H	W	70-67
1/25/2007	4/15	4/14	A	W	67-57
2/25/2007	2/12	2/12	H	W	73-53
1/20/2008	2/nr	2/nr	H	W	79-63
2/17/2008	1/25	1/nr	A	W	81-68
3/8/2008	3/21	3/22	N101	W	63-48
1/11/2009	7/24	11/24	A	L	58-74
3/1/2009	18/19	23/21	H	W	75-66
1/17/2010	4/nr	4/22	H	W	64-57
2/8/2010	5/nr	5/22	A	W	69-60
3/6/2010	4/nr	4/nr	N119	W	68-49
1/15/2011	5/nr	5/nr	H	W	68-56
2/13/2011	4/nr	4/nr	A	W	65-57
1/15/2012	6/25	7/24	H	W	87-64
2/9/2012	11/nr	11/25	A	L	79-93
3/2/2012	13/25	10/nr	N101	W	68-57
1/24/2013	9/nr	9/nr	A	W	83-75
2/17/2013	12/nr	10/nr	H	W	83-64
1/12/2014	8/nr	8/nr	A	L	63-74
2/10/2014	8/18	8/19	H	W	81-53
VERMONT					**2-0**
11/24/1996	3/nr	2/nr	A76	W	87-58
11/25/1997	1/nr	1/nr	H	W	92-52
VILLANOVA					**1-0**
3/31/2003	4/11	4/12	H	W	73-49
VIRGINIA					**14-3**
3/10/1981	3/nr		H	W	81-54
3/16/1985	13/nr	15/21	H	W	65-55
3/19/1987	7/11	7/11	H	W	66-58
3/26/1988	1/10	1/10	N32	W	84-76
3/23/1989	1/nr	1/19	N45	W	80-47
3/24/1990	4/12	5/4	N32	L	75-79 (OT)
3/31/1991	4/2	3/2	N59	W	70-67 (OT)
12/9/1994	1/12	1/12	N68	W	84-73
11/19/1995	6/3	6/2	H69	W	78-51
3/25/1996	4/11	4/10	A72	W	52-46
3/25/2000	2/19	2/19	N94	W	77-56
3/24/2003	4/nr	4/nr	H	W	81-51
11/17/2008	5/16	6/15	H	L	82-83
11/22/2009	6/12	5/17	A	W	77-63
11/18/2010	4/nr	4/nr	H	W	85-73
11/20/2011	3/nr	3/nr	A	L	64-69 (OT)
11/28/2013	3/nr	4/nr	N130	W	76-67
VIRGINIA STATE					**0-1**
2/21/1925			H	L	18-39
VIRGINIA TECH					**7-0**
1/4/1983	12/nr		A	W	56-47
1/10/1984	8/nr		H	W	77-63
11/28/1989	1/nr	1/nr	H	W	81-55
12/3/1990	6/nr	3/nr	A	W	64-54
1/20/1994	1/nr	1/nr	H	W	88-51
2/22/1995	2/nr	2/nr	A	W	66-33
3/20/1999	2/13	2/15	N25	W	68-52
VISBY (SWEDEN)					**N/A**
11/8/1998			H	W-ex	100-60
WAKE FOREST					**2-0**
3/19/1988	1/nr	1/23	H	W	94-66
12/29/1988	1/nr	1/24	N57	W	82-61
WALTERS STATE CC					**1-0**
1/19/1976			H	W	82-57
WASHINGTON					**1-0**
11/26/1988	1/13	1/13	N56	W	70-48
WASHINGTON STATE					**1-0**
12/16/1981	14/nr		N34	W	55-46
WEST COAST ALL-STARS					**N/A**
11/9/2003			H	W-ex	86-57
11/14/2004			H	W-ex	77-36

SERIES RECORDS

DATE	AP RANK UT/OPP	ESPN RANK UT/OPP	SITE	W/L	SCORE
WEST VIRGINIA					**6-0**
11/22/1982	4/nr		H	W	93-70
11/19/1983	5/nr		N38	W	52-47
1/12/1985	nr/nr		H	W	61-59
1/4/1986	11/nr	13/nr	A	W	74-58
12/20/2006	5/nr	5/nr	H	W	66-51
11/21/2007	1/15	1/17	N123	W	67-49
WESTERN CAROLINA					**10-7**
1/18/1969			A	L	46-77
2/8/1969			H	L	44-60
2/6/1970			A	L	*
2/14/1970			H	*	*
1/22/1971			A	L	26-43
2/19/1972			N1	W	48-44
2/22/1972			H	L	43-54
2/20/1973			A	W	48-46
2/19/1974			H	W	72-45
3/9/1974			N11	W	66-51
1/22/1975			A	W	69-66
2/14/1975			N1	L	82-86
12/3/1975			H	W	62-44
1/14/1976			A	L	72-77
1/14/1977	13/nr		HG	W	82-62
2/17/1977	12/nr		N1	W	85-48
3/20/2005	3/nr	3/nr	H	W	94-43
11/25/2008	9/nr	12/nr	H	W	83-56
WESTERN KENTUCKY					**7-1**
11/20/1984	14/nr		A42	W	70-62
2/20/1985	20/11	23/10	H	W	77-72
2/24/1989	2/nr	2/nr	A	W	76-57
1/4/1990	5/nr	5/nr	H	W	78-58
3/21/1991	4/10	3/11	H	W	68-61
3/26/1992	2/15	2/15	N63	L	70-75
3/23/1995	3/9	2/7	H	W	87-65
3/16/1998	1/15	1/18	H	W	82-62
WESTERN MICHIGAN					**2-0**
1/1/1989	1/nr	1/nr	H	W	84-39
12/1/1989	1/nr	1/nr	A	W	98-57
WETZIKON BBC (SWITZERLAND)					**N/A**
8/17/1999			A89	W-ex	104-37
WINTHROP					**2-1**
2/15/1969			A1	W	31-29
2/16/1974			A1	W	60-45
3/9/1974			N11	L	53-55
WISCONSIN					**5-0**
2/8/1996	6/8	6/11	A	W	72-61
2/4/1997	9/23	9/16	H	W	78-74
12/20/1997	1/9	1/10	N81	W	87-66
12/5/1999	3/25	3/nr	A	W	85-62
12/3/2000	2/18	2/nr	H	W	90-66
WISCONSIN-GREEN BAY					**1-0**
11/26/1996	5/nr	5/nr	H	W	71-36
XAVIER					**0-1**
3/24/2001	3/12	3/11	N98	L	65-80
YOUNGSTOWN STATE					**2-0**
2/10/1992	3/nr	4/nr	H	W	100-72
2/9/1993	1/nr	1/nr	A	W	78-54

TOURNEYS/NEUTRAL SITES

1-Winthrop Invitational; 2-Carson-Newman Invitational; 3-at Memphis State; 4-at East Tennessee State; 5-at Maryville; 6-at Kentucky; 7-Tennessee Invitational; 8-at Lenoir City, Tenn.; 9-at Carson-Newman; 10-at Tennessee Tech; 11-at Madison; 12-at Lambuth; 13-Tennessee Tech Invitational; 14-at Western Carolina; 15-Mississippi University for Women Christmas Invitational; 16-at Minnesota; 17-Lady Statesman Invitational at Delta State; 18-Lady Vol Classic; 19-at Tennessee-Martin; 20-at North Carolina; 21-at Delta State; 22-Midwestern Classic at Missouri; 23-Orange Bowl Classic, Miami, Fla.; 24-at Fordham; 25-at Greensboro (Coliseum), N.C.; 26-Nike Tournament of Champions at Nevada-Las Vegas; 27-at South Carolina; 28-at Central Michigan; 29-Lady Sunshine Classic, Sanford, Fla.; 30-at Marietta, Ga.; 31-at Louisiana State; 32-at Old Dominion; 33-at Oregon; 34-Giusti Tournament of Champions at Portland State; 35-at Norfolk, Va.; 36-Coca-Cola Classic at Detroit; 37-at Notre Dame; 38-at Parkersburg, W.Va.; 39-Notre Dame Thanksgiving Classic; 40-at Georgia; 41-at UCLA; 42-Bowling Green Bank Invitational at Western Kentucky; 43-Dial Classic at Minnesota; 44-at Mississippi; 45-at Western Kentucky, E.A. Diddle Arena; 46-Northern Illinois Fastbreak Fest; 47-at Hawaii; 48-at Iowa; 49-Amana-Hawkeye Classic at Iowa; 50-Orange Bowl/Burger King Classic at Miami (Fla.); 51-Albany, Ga.; 52-at Texas; 53-Mundialito de Basquete Feminino, Sao Paulo, Brazil; 54-Communiplex Classic, Cincinnati, Ohio; 55-at Tacoma, Wash.; 56-Rainbow Wahine Classic at Hawaii; 57-Bell Atlantic-Rutgers Invitational; 58-Hilton Head Super Shootout, Hilton Head Island, S.C.; 59-at New Orleans, La.; 60-Basketball Hall of Fame Game, Springfield, Mass.; 61-SEC/Big 10 Challenge; 62-World Invitational Club Basketball Championships, London, England; 63-at Purdue; 64-Maryland Invitational; 65-at Tennessee-Chattanooga; 66-State Farm Women's Basketball Hall of Fame Tip-Off Classic, Jackson, Tenn.; 67-at Arkansas; 68-at Richmond, Va.; 69-State Farm Hall of Fame Tip-Off Classic, Knoxville, Tenn.; 70-Kona Classic, Kailua-Kona, Hawaii; 71-Big 10/SEC Challenge at Purdue; 72-at Charlottesville, Va.; 73-at Charlotte, N.C.; 74-Women's National Invitational Tournament, Knoxville, Tenn.; 75-Women's National Invitational Tournament at Ruston, La.; 76-Howard Bank Classic, Burlington, Vt.; 77-at Hartford, Conn.; 78-Riverfront Coliseum, Cincinnati, Ohio; 79-San Jose Arena, San Jose, Calif.; 80-Draddy Gym, Riverdale, N.Y.; 81-UAA Sports Center, Anchorage, Alaska; 82-Columbus Civic Center, Columbus, Ga.; 83-at Vanderbilt; 84-Kemper Arena, Kansas City, Mo.; 85-State Farm Hall of Fame Tip-Off Classic at Purdue; 86-Disney Holiday Classic, Lake Buena Vista, Fla.;87-at Madison Square Garden, New York, N.Y.; 88-at Namur, Belgium; 89-at Uster, Switzerland; 90-at Martigny, Switzerland; 91-at Istres, France; 92-at Nice, France; 93-at the Quicken Loans Arena (formerly known as the Gund Arena), Cleveland, Ohio; 94-at the Pyramid, Memphis, Tenn.; 95-First Union Center, Philadelphia, Pa.; 96-Women's Maui, Lahaina, Hawaii; 97-Bank One Ballpark, Phoenix, Ariz.; 98-Birmingham-Jefferson Convention Center, Birmingham, Ala.; 99-at the Honda Elite Four, Milk House, Orlando, Fla.; 100-at the ACC/SEC Shootout, Philips Arena, Atlanta, Ga.; 101-at Bridgestone Arena (formerly Sommet Center and Gaylord Arena), Nashville, Tenn.; 102-at the Hilton Coliseum, Ames, Iowa; 103-at the Alamodome, San Antonio, Texas; 104-at RBC Center, Raleigh, N.C.; 105-at the San Juan Shootout, San Juan, Puerto Rico; 106-at Conseco Fieldhouse, Indianapolis, Ind.; 107-at Alltel Arena, North Little Rock, Ark.; 108-at the Georgia Dome, Atlanta, Ga.; 109-at Palasport Jacopucci Gymnasium, Viterbo, Italy; 110-at Domotiko Athlitko Gym, Glyfada, Greece; 111-at Tallahassee Leon County Civic Center, Tallahassee, Fla.; 112-at Lloyd Noble Center, Norman, Okla.; 113-at New Orleans Arena, New Orleans, La.; 114-at BI-LO Center, Greenville, S.C.; 115-at Liacouras Center, Philadelphia, Pa.; 116-at RCA Dome, Indianapolis, Ind.; 117-at Virgin Islands; 118-at Ted Constant Center, Norfolk, Va.; 119-Arena at Gwinnett Center in Duluth, Ga.; 120-at Petersen Events Center, Pittsburgh, Pa.; 121-at Dayton Arena, Dayton, Ohio; 122-at St. Pete Times Forum, Tampa, Fla.; 123-at Charleston (W.Va.) Civic Center; 124-at West Lafayette, Ind.; 125-at Chesapeake Energy Center (formerly Ford Center), Oklahoma City, Okla.; 126-AT&T Center, San Antonio, Texas; 127-FedExForum, Memphis, Tenn.; 128-Allstate Arena, Rosemont, Ill.; 129-Wells Fargo Arena, Des Moines, Iowa; 130-St. George's H.S. Gym, Freeport, Bahamas; 131-KFC Yum! Center, Louisville, Ky.

YEAR-BY-YEAR RESULTS

Prior to 1974-75, all results are based on the best available information. Known gaps in the information are marked with an asterisk. Other omissions are possible. If anyone has information that may be missing from these lists, please notify the UT Media Relations Office at (865) 974-1212.

KATHERINE WILLIAMS, CAPTAIN, (1 YEAR, 0-2)

1903 (0-2)

H- University YMCA Gym

Date	Site	W/L	Score	Opponent
3/13/1903	A	L	1-10	Maryville
4/6/1903	H	L	6-16	Maryville

JENNY MORRILL, CAPTAIN (1 YEAR, 0-2)

1904 (0-2)

Date	Site	W/L	Score	Opponent
3/5/1904	A	L	0-29	Maryville
3/12/1904	H	L	5-7	Maryville

LEO THEODORE BELLMONT (1 YEAR, 0-4)

1905 (0-4)

Date	Site	W/L	Score	Opponent
2/18/1905	A	L	8-14	Farragut School
2/25/1905	H	L	6-10	Farragut School
3/4/1905	H	L	11-24	Maryville
3/10/1905	A	L	4-20	Maryville

ESSIE POLK, CAPTAIN (1 YEAR, 0-3)

1906 (0-3)

Date	Site	W/L	Score	Opponent
1/27/1906	H	L	2-15	Farragut School
2/17/1906	A	L	5-37	Maryville
2/24/1906	H	L	3-18	Maryville

THOMAS SNODDY MYERS (1 YEAR, 1-1)

1907 (1-1)

Date	Site	W/L	Score	Opponent
2/16/1907	H	W	28-0	Central High School
2/27/1907	A	L	11-22	Maryville

WILLARD C. BURNLEY (1 YEAR, 1-2)

1908 (1-2)

Date	Site	W/L	Score	Opponent
1/18/1908	*	W	*	Central High School
2/14/1908	A	L	4-15	Farragut School
*	*	L	6-9	Maryville

ANDREW WEISENBERG (1 YEAR, 1-1-1)

1909 (1-1-1)

H- University Gym

Date	Site	W/L	Score	Opponent
1/16/1909	H	T	12-12	Tennessee School for the Deaf
2/4/1909	H	W	28-8	Central High School
2/20/1909	H	L	14-25	Maryville

HOWARD SANDBERG (1 YEAR, 0-2)

1909-10 (0-2)

Date	Site	W/L	Score	Opponent
12/16/1909	H	L	1-21	Central High School
2/12/1910	H	L	4-6	Knoxville High School
2/25/1910	A	*	*	Knoxville High School

MARY DOUGLAS AYRES (1 YEAR, 2-3)

1920 (2-3)

H-Tennessee Hall

Date	Site	W/L	Score	Opponent
1/30/1920	A	L	6-34	Maryville
2/26/1920	H	L	13-14	Carson-Newman
3/1/1920	H	L	11-23	Maryville
3/8/1920	H	W	30-1	Knoxville YWCA
3/18/1920	H	W	18-10	Martha Washington

MABEL MILLER (2 YEARS, 4-2)

1922 (1-1)

Date	Site	W/L	Score	Opponent
3/10/1922	A	W	28-19	Cumberland (Ky.)
3/11/1922	A	L	8-14	Union (Ky.)

1923 (3-1)

H-Jefferson Hall

Date	Site	W/L	Score	Opponent
2/9/1923	H	W	28-14	Cumberland (Ky.)
2/16/1923	H	W	23-7	Carson-Newman
2/23/1923	A	W	29-26	Martha Washington
2/24/1923	A	L	12-15	Sullins

FAY MORGAN (1 YEAR, 4-3)

1924 (4-3)

Date	Site	W/L	Score	Opponent
1/31/1924	H	L	16-22	East Tennessee
2/8/1924	H	W	19-4	Chattanooga
2/12/1924	H	W	24-12	Martha Washington
2/22/1924	H	L	9-29	Cincinnati
2/26/1924	A	L	23-54	Cincinnati
2/27/1924	A	W	48-24	Cumberland (Ky.)
3/4/1924	H	W	24-12	Maryville

ANN HUDDLE (2 YEARS, 12-4-1)

1925 (5-3-1)

Date	Site	W/L	Score	Opponent
1/10/1925	H	W	38-30	Carson-Newman
1/14/1925	H	W	40-10	Maryville
1/23/1925	A	W	41-19	Maryville
2/2/1925	A	T	25-25	East Tennessee
2/9/1925	A	L	16-36	Carson-Newman
2/17/1925	A	W	39-16	Chattanooga
2/18/1925	A	W	54-10	Centenary (Tenn.)
2/21/1925	H	L	18-39	Virginia State
2/24/1925	H	L	14-20	Maryville

1926 (7-1)

Date	Site	W/L	Score	Opponent
1/9/1926	H	W	45-8	Chattanooga
1/14/1926	H	W	47-12	Cumberland (Ky.)
1/25/1926	A	W	37-29	Maryville
2/5/1926	H	W	52-16	Knoxville YWCA
2/11/1926	A	W	45-15	Chattanooga
2/15/1926	A	W	37-12	Tusculum
2/20/1926	H	W	50-16	East Tenn. State
2/26/1926	H	L	27-28	Maryville

NANCY LAY (9 YEARS)

1960 to 1968

No schedules or results available

JOAN CRONAN (2 YEARS, 8-10)

1969 (8-4)

H-Alumni Gym

Date	Site	W/L	Score	Opponent
1/18/1969	A	L	46-77	Western Carolina
1/23/1969	H	W	45-43	Tennessee Tech
1/29/1969	A	W	53-49	Carson-Newman
2/1/1969	H	W	40-32	East Tennessee
2/8/1969	H	L	44-60	Western Carolina
2/13/1969	A	W	63-44	Carson-Newman
2/15/1969	N1	W	38-26	Georgia
2/15/1969	A1	W	31-29	Winthrop
2/28/1969	N2	L	50-58 (OT)	Appalachian State
3/1/1969	N2	W	43-23	Union (Ky.)
3/1/1969	N2	L	33-35 (OT)	Appalachian State
3/5/1969	H	W	70-34	Sullins
4/11-12/1969	*	**	*	Tennessee Tech Invitational

1970 (0-6)

Date	Site	W/L	Score	Opponent
1/27/1970	A	L	61-64	Belmont
1/28/1970	A	L	45-59	Tennessee Tech
1/31/1970	H	L	28-38	Belmont
2/6/1970	A	L	*	Western Carolina
2/7/1970	A	L	*	Appalachian State
2/11/1970	H	L	48-60	Tennessee Tech
2/14/1970	H	*	*	Western Carolina
2/20-21/1970	*	*	*	Winthrop Invitational
3/4/1970	H	*	*	Appalachian State
3/6-7/1970	*	*	*	Tennessee Tech Invitational

YEAR-BY-YEAR RESULTS

MARGARET HUTSON (4 YEARS, 60-18)

1971 (6-6)

H-Alumni Gym; HP-Physical Education Building

Date	Site	W/L	Score	Opponent
1/15/1971	H	(W)*	*	Middle Tennessee State
1/19/1971	*	(W)*	*	Knoxville
1/22/1971	A	L	26-43	Western Carolina
1/29/1971	H	W	56-29	Milligan
2/4/1971	A	L	52-60	Chattanooga
2/9/1971	H	W	46-33	Carson-Newman
2/12/1971	A	L	56-62	East Tennessee
2/23/1971	H	*	*	Carson-Newman
TCWSF EASTERN DISTRICT CHAMPIONSHIPS (2nd), Knoxville, Tenn.				
2/26/1971	HP	L	47-53	Chattanooga
2/26/1971	HP	W	52-37	Carson-Newman
2/27/1971	HP	W	*	Milligan
2/27/1971	HP	W	54-45	East Tennessee
TCWSF CHAMPIONSHIPS (5th), Memphis, Tenn.				
3/4/1971	N3	L	26-39	Tennessee-Martin
3/5/1971	N3	L	22-46	Chattanooga

(W) - One of these games was a UT victory; the other was not played.

1972 (13-5)

H-Physical Education Building

Date	Site	W/L	Score	Opponent
1/15/1972	H	W	55-45	Middle Tennessee State
1/20/1972	H	W	35-29	Maryville All-Stars
1/25/1972	H	W	51-45	Carson-Newman
1/28/1972	A	W	72-26	Milligan
2/4/1972	H	W	78-56	East Tenn. State
2/8/1972	A	W	58-48	Chattanooga
2/12/1972	H	W	52-35	Cumberland (Tenn.)
2/15/1972	A	W	71-41	Carson-Newman
2/18/1972	N1	W	44-30	South Carolina
2/19/1972	N1	W	48-44	Western Carolina
2/19/1972	N1	L	36-51	North Carolina-Greensboro
2/22/1972	H	L	43-54	Western Carolina
TCWSF EASTERN DISTRICT CHAMPIONSHIPS (2nd), Knoxville, Tenn.				
2/25/1972	H	W	45-39	Carson-Newman
2/26/1972	H	L	49-50	Chattanooga
2/26/1972	H	W	56-53	Chattanooga
TCWSF CHAMPIONSHIPS (5th), Knoxville, Tenn.				
3/2/1972	H	W	47-39	Middle Tennessee State
3/3/1972	H	L	52-56	Chattanooga
3/3/1972	H	L	42-53	Tennessee-Martin

1973 (16-5)

TCWSF Eastern District Champions
H-Alumni Gym; HP-Physical Education Building

Date	Site	W/L	Score	Opponent
1/10/1973	H	W	64-25	Cumberland (Ky.)
1/13/1973	H	W	49-39	Marshall
1/17/1973	A	W	43-42	Middle Tennessee State
1/26/1973	H	L	55-58	Chattanooga
1/31/1973	H	W	72-50	Maryville
2/6/1973	A	W	54-44	East Tenn. State
2/9/1973	H	W	58-27	Milligan
2/10/1973	HP	W	53-42	Eastern Kentucky
2/16/1973	N1	W	71-43	Furman
2/17/1973	N1	L	57-67	Appalachian State
2/20/1973	A	W	48-46	Western Carolina
TCWSF EASTERN DISTRICT CHAMPIONSHIPS (1st), Johnson City, Tn.				
2/23/1973	N4	W	69-57	Maryville
2/24/1973	N4	W	56-50	Carson-Newman
2/24/1973	N4	W	55-51	Chattanooga
TCWSF CHAMPIONSHIPS (2nd), Maryville, Tenn.				
3/2/1973	N5	W	58-43	Middle Tennessee State
3/2/1973	N5	W	59-57 (OT)	Tennessee-Martin
3/3/1973	N5	L	45-48	Tennessee Tech
3/3/1973	N5	W	61-57 (OT)	Tennessee-Martin
AIAW REGION II CHAMPIONSHIPS (4th), Lexington, Ky.				
3/9/1973	N6	W	61-43	Longwood
3/10/1973	N6	L	54-59	South Carolina
3/10/1973	N6	L	49-61	Tennessee Tech

1974 (25-2)

TCWSF Eastern District Champions
H-Alumni Gym HP-Physical Education Building

Date	Site	W/L	Score	Opponent
1/9/1974	H	W	44-40	Marshall
1/11/1974	HP7	W	64-29	Maryville
1/12/1974	H7	W	66-42	Austin Peay
1/12/1974	H7	W	55-41	Carson-Newman
1/15/1974	H	W	51-41	Eastern Kentucky
1/18/1974	H	W	53-39	St. Mary's Nursing
1/22/1974	A	W	57-25	Carson-Newman
1/25/1974	H	W	63-51	Belmont
1/28/1974	N8	W	61-31	Hiwassee JC
2/1/1974	H	W	77-33	Middle Tennessee St.
2/5/1974	H	W	64-35	Maryville
2/9/1974	A	W	65-51	Tennessee Tech
2/11/1974	H	W	55-36	East Tenn. State
2/15/1974	N1	W	68-39	Furman
2/16/1974	N1	W	72-45	South Carolina
2/16/1974	A1	W	60-45	Winthrop
2/19/1974	H	W	72-45	Western Carolina
TCWSF EASTERN DISTRICT CHAMPIONSHIPS (1st), Jefferson City, Tn.				
2/22/1974	A9	W	59-41	Carson-Newman
2/23/1974	N9	W	54-41	East Tenn. State
TCWSF CHAMPIONSHIPS (2nd), Cookeville, Tenn.				
2/28/1974	N10	W	55-35	Austin Peay
3/1/1974	N10	W	57-50	Memphis State
3/2/1974	N10	W	52-41	Memphis State
3/2/1974	A10	L	51-54 (OT)	Tennessee Tech
AIAW REGION II CHAMPIONSHIPS (3rd), Harrisonburg, Va.				
3/8/1974	A11	W	74-43	James Madison
3/8/1974	N11	W	68-47	Roanoke
3/9/1974	N11	W	66-51	Western Carolina
3/9/1974	N11	L	53-55	Winthrop

PAT HEAD SUMMITT (38 YEARS, 1,098-208)

1974-75 (16-8)

TCWSF Eastern District Champions
H-Alumni Gym

Date	Site	W/L	Score	Opponent
12/7/1974	H	L	83-84	Mercer
1/10/1975	H	W	69-32	Middle Tennessee St.
1/11/1975	H	W	109-74	Shorter
1/18/1975	H	W	80-36	East Tenn. State
1/22/1975	A	W	69-66	Western Carolina
1/25/1975	N4	W	77-73	Chattanooga
1/25/1975	A	W	85-72	East Tenn. State
1/27/1975	A	L	73-96	Tennessee Tech
1/31/1975	H	W	87-54	Mars Hill
2/4/1975	H	L	74-76	Tennessee Tech
2/7/1975	A	W	92-76	Tennessee-Martin
2/8/1975	A	L	67-80	Union (Tenn.)
2/14/1975	N1	W	94-69	Appalachian State
2/14/1975	N1	L	82-86	Western Carolina
2/15/1975	N1	W	78-66	Anderson JC
2/15/1975	N1	W	82-81	East Carolina
2/18/1975	A	L	80-102	Belmont
TCWSF EASTERN DISTRICT CHAMPIONSHIPS (1st), Knoxville, Tenn.				
2/21/1975	H	W	97-41	East Tenn. State
2/22/1975	H	W	90-78	Chattanooga
(Regular Season Contest)				
2/25/1975	A	W	100-70	Eastern Kentucky
TCWSF CHAMPIONSHIPS (4th), Jackson, Tenn.				
2/27/1975	N12	L	90-95	Union (Tenn.)
2/28/1975	N12	W	74-73	Carson-Newman
2/28/1975	N12	W	112-88	Chattanooga
3/1/1975	N12	L	93-94	Union (Tenn.)

1975-76 (16-11)

Date	Site	W/L	Score	Opponent
12/3/1975	H	W	62-44	Western Carolina
12/10/1975	H	W	77-50	Tennessee-Martin
1/10/1976	H	L	68-70	Edinboro
1/14/1976	A	L	72-77	Western Carolina
1/16/1976	A	W	65-53	Austin Peay
1/17/1976	A	L	45-77	Belmont

YEAR-BY-YEAR RESULTS

1/18/1976	A	W	96-27	Vanderbilt
1/19/1976	H	W	82-57	Walters State CC
1/23/1976	A13	W	74-51	Tennessee Tech JV
1/24/1976	N13	W	70-67	Kentucky
1/24/1976	A13	L	61-83	Tennessee Tech
1/29/1976	H	W	114-51	Chattanooga State
1/31/1976	H	W	96-62	Chattanooga
2/6/1976	H	L	84-89 (OT)	Tennessee Tech
2/11/1976	H	L	68-89	Eastern Kentucky
2/12/1976	N1	W	73-50	Furman
2/13/1976	N1	L	79-81 (OT)	UNC-Greensboro
2/17/1976	H	L	71-79	Belmont
2/21/1976	H	W	90-42	Cumberland (Tenn.)
2/28/1976	A	W	67-66	Chattanooga
TCWSF CHAMPIONSHIPS (2nd), Milligan College and ETSU				
3/3/1976	A	W	112-43	Milligan
3/4/1976	N4	L	76-91	Tennessee Tech
3/5/1976	N4	W	77-62	Tennessee-Martin
3/6/1976	N4	W	71-69 (OT)	Memphis State
3/6/1976	N4	W	73-70	Middle Tennessee St.
AIAW REGION II CHAMPIONSHIPS (6th), Cullowhee, N.C.				
3/11/1976	N14	L	71-88	Appalachian State
3/12/1976	N14	L	85-86	NC State

* The Associated Press poll began began as a top 20 prior to the 1976-77 season

1976-77 (28-5)

Final AP Ranking 5th
AIAW Region II Champions
H-Stokely Athletics Center; HG-Alumni Gym

Date	AP Rk	Site	W/L	Score	Opponent
11/13/1976		H	W	107-53	Kentucky
11/30/1976		HG	W	78-63	Belmont
12/17/1976	19/nr	N15	W	87-61	Clemson
12/17/1976	19/1	N15	L	63-74	Delta State
12/18/1976	19/nr	N15	W	89-60	Miss. Gulf Coast JC
12/18/1976	19/nr	N15	W	67-57	Ohio State
1/6/1977	16/nr	HG	W	114-39	Marshall
1/7/1977	16/18	A	W	82-57	Kentucky
1/14/1977	13/nr	HG	W	82-62	Western Carolina
1/17/1977	13/nr	A	W	58-56	Mississippi
1/22/1977	12/nr	H	W	83-57	Alabama
1/24/1977	12/nr	H	W	100-57	East Tenn. State
1/28/1977	10/nr	A	L	59-60	Belmont
1/29/1977	10/15	A	W	81-72	Memphis State
2/3/1977	12/nr	A	W	102-46	East Tenn. State
2/7/1977	12/6	A	L	65-70	Tennessee Tech
2/12/1977	12/nr	A	W	84-70	Eastern Kentucky
2/14/1977	12/nr	H	W	74-63	Mississippi
2/17/1977	12/nr	N1	W	85-48	Western Carolina
2/18/1977	12/nr	N1	W	82-65	Appalachian State
2/18/1977	12/nr	N1	W	91-70	Charleston
2/19/1977	12/nr	N1	W	77-50	Anderson JC
2/25/1977	12/6	H	W	80-67	Tennessee Tech
TCWSF CHAMPIONSHIPS (2nd), Cookeville, Tenn.					
3/3/1977	12/nr	N10	W	87-66	Middle Tennessee St.
3/4/1977	12/6	A10	L	70-76	Tennessee Tech
3/5/1977	12/18	N10	W	82-72	Memphis State
AIAW REGION II CHAMPIONSHIPS (1st), Memphis, Tenn.					
3/10/1977	10/nr	N3	W	84-46	Clemson
3/11/1977	10/12	N3	W	61-60	Old Dominion
3/12/1977	10/7	N3	W	72-59	Tennessee Tech
AIAW CHAMPIONSHIPS (3rd), Minneapolis, Minn.					
3/23/1977	5/17	N16	W	76-62	Michigan State
3/24/1977	5/20	N16	W	81-69	Kansas State
3/25/1977	5/1	N16	L	58-62	Delta State
3/26/1977	5/2	N16	W	91-71	Immaculata

1977-78 (27-4)

Final AP Ranking 1st
TCWSF Champions
AIAW Region II Champions
H-Stokely Athletics Center

Date	AP Rk	Site	W/L	Score	Opponent
11/23/1977	1/nr	H	W	100-33	Miami (Ohio)
11/28/1977	1/nr	H	W	88-70	Clemson
12/2/1977	1/7	N17	L	80-87	Montclair State
12/3/1977	1/11	N17	W	65-60	Tennessee Tech
12/12/1977	5/18	H	W	89-56	Ohio State
12/15/1977	5/nr	N15	W	83-35	Miss. Gulf Coast JC
12/16/1977	5/nr	N15	W	83-55	Pittsburgh
12/16/1977	5/nr	N15	W	79-64	Tennessee Tech
12/17/1977	5/2	N15	W	72-63	Louisiana State
1/2/1978	3/5	H	W	70-65	NC State
1/5/1978	3/2	H	W	94-74	Delta State
1/7/1978	3/nr	A	W	65-61	Mississippi
1/9/1978	3/4	A	L	62-72	Louisiana State
1/14/1978	2/18	H	W	101-83	Missouri
1/17/1978	2/nr	A	W	87-79	MTSU
1/18/1978	3/nr	A	W	82-81 (OT)	Tennessee Tech
1/28/1978	3/nr	A	W	92-90 (2OT)	Kentucky
2/4/1978	3/nr	H	W	87-79	Mississippi
2/6/1978	3/1	H	W	86-68	Louisiana State
2/11/1978	3/nr	A	W	72-53	Alabama
2/17/1978	1/15	H18	W	89-77	Memphis State
2/18/1978	1/nr	H18	W	80-64	Tennessee Tech
2/22/1978	1/nr	H	W	90-67	Eastern Kentucky
2/25/1978	1/nr	H	W	99-66	Kentucky
TCWSF CHAMPIONSHIPS (1st), Martin, Tenn.					
3/3/1978	1/13	N19	W	87-76	Memphis State
3/4/1978	1/nr	N19	W	92-73	Tennessee Tech
AIAW REGION II CHAMPIONSHIPS (1st), Chapel Hill, N.C.					
3/9/1978	1/nr	A20	W	92-66	North Carolina
3/10/1978	1/nr	N20	W	76-60	Kentucky
3/11/1978	1/5	N20	W	64-62	NC State
AIAW SOUTH SATELLITE TOURNAMENT (4th), Cleveland, Miss.					
3/17/1978	1/6	N21	L	69-75	Maryland
3/18/1978	1/8	N21	L	80-83	Valdosta State

1978-79 (30-9)

Final AP Ranking 3rd
TCWSF Champions

Date	AP Rk	Site	W/L	Score	Opponent
11/27/1978	1/nr	A	W	91-67	Eastern Kentucky
11/29/1978	1/nr	A	W	75-66	Clemson
12/5/1978	1/nr	H	W	87-63	Middle Tennessee St.
12/8/1978	1/10	N22	W	84-60	Texas
12/9/1978	1/19	A22	W	74-61	Missouri
12/12/1978	1/nr	H	W	88-74	Ohio State
12/14/1978	1/nr	N15	W	69-59	Ohio State
12/15/1978	1/5	N15	L	60-69	Stephen F. Austin
12/16/1978	1/16	N15	L	56-64	Louisiana Tech
12/28/1978	5/7	N23	W	67-63	Delta State
12/29/1978	5/4	N23	L	79-85	Maryland
12/30/1978	5/11	N23	W	74-72	Penn State
1/3/1979	5/nr	A	W	82-59	East Tenn. State
1/5/1979	5/4	H	W	88-74	UCLA
1/9/1979	4/7	A	W	85-73	Delta State
1/13/1979	4/8	A	W	79-66	NC State
1/15/1979	4/nr	H	W	62-54	South Carolina
1/17/1979	4/nr	H	W	85-52	Alabama
1/20/1979	4/nr	A	L	64-66	Kentucky
1/24/1979	7/17	A	L	80-85 (OT)	Louisiana State
1/27/1979	7/14	H	W	93-73	Valdosta State
1/29/1979	7/17	H	W	92-48	Louisiana State
2/3/1979	8/nr	H	W	95-57	North Carolina
2/6/1979	6/15	H	W	73-57	Delta State
2/10/1979	6/1	A	L	56-71	Old Dominion
2/12/1979	6/nr	H	W	124-60	Tennessee-Martin
2/15/1979	6/nr	H	W	80-75	Tennessee Tech
2/17/1979	6/nr	H	W	89-51	Kentucky
2/24/1979	6/17	A	L	75-79	Memphis State
TCWSF CHAMPIONSHIPS (1st), Knoxville, Tenn.					
3/1/1979	8/nr	H	W	94-53	Belmont
3/2/1979	8/nr	H	W	96-51	Tennessee-Martin
3/3/1979	8/nr	H	W	85-60	Tennessee Tech
AIAW REGION II CHAMPIONSHIPS (2nd), Knoxville, Tenn.					
3/8/1979	8/nr	H	W	89-61	Clemson
3/9/1979	8/15	H	W	76-64	South Carolina
3/10/1979	8/1	H	L	72-74	Old Dominion
AIAW EAST SATELLITE TOURNAMENT (1st), Bronx, N.Y.					

YEAR-BY-YEAR RESULTS

3/16/1979	6/3	N24	W	79-69	Rutgers
3/17/1979	6/nr	A24	W	76-54	Fordham
AIAW CHAMPIONSHIPS (3rd), Greensboro, N.C.					
3/23/1979	3/2	N25	L	84-102	Louisiana Tech
3/25/1979	3/6	N25	W	104-86	UCLA

1979-80 (33-5)

Final AP Ranking 2nd
SEC Champions
TCWSF Champions

Date	AP Rk	Site	W/L	Score	Opponent
11/21/1979		A	W	77-53	Vanderbilt
11/26/1979	4/nr	A	W	63-48	Middle Tennessee St.
11/29/1979		H	L-ex	59-102	Soviet National Tm.
12/1/1979	4/nr	A	W	66-55	North Carolina
12/7/1979	4/2	H	W	73-71	Louisiana Tech
12/13/1979	3/11	A	W	80-77	UCLA
12/15/1979	3/nr	A	W	81-70	San Jose State
12/16/1979	3/nr	A	W	88-57	Fullerton State
12/18/1979	3/8	N26	L	68-71	Long Beach State
12/19/1979	3/15	A26	W	84-64	Nevada-Las Vegas
1/4/1980	5/8	H	W	67-58	NC State
1/7/1980	5/nr	H	W	82-42	Nebraska
1/10/1980	5/nr	A	W	88-68	Alabama
1/12/1980	5/nr	A	W	72-65	Valdosta State
1/14/1980	5/2	H	W	79-69	Stephen F. Austin
1/18/1980	5/nr	A	W	73-53	Chattanooga
1/21/1980	5/nr	H	W	86-48	Memphis State
1/23/1980	4/8	A	L	52-56	South Carolina
1/26/1980	4/2	H	L	54-61	Old Dominion
1/28/1980	4/nr	H	W	96-73	Louisiana State
1/31/1980	6/nr	A	W	72-56	Ohio State
2/2/1980	6/17	A	W	91-83 (OT)	Kentucky
2/5/1980	5/nr	H	W	90-48	East Tenn. State
SEC TOURNAMENT (1st), Knoxville, Tenn.					
2/8/1980	5/nr	H	W	118-44	Florida
2/9/1980	5/nr	H	W	72-61	Auburn
2/10/1980	5/nr	H	W	85-71	Mississippi
(Regular Season Contests)					
2/12/1980	4/nr	A	W	68-66	Tennessee Tech
2/16/1980	4/nr	A	W	69-55	Tennessee-Martin
2/18/1980	4/16	H	W	89-72	Clemson
TCWSF CHAMPIONSHIPS (1st), Cookeville, Tenn.					
2/28/1980	4/nr	N10	W	81-35	Tennessee-Martin
2/29/1980	4/nr	N10	W	71-63	Chattanooga
3/1/1980	4/20	A10	W	83-66	Tennessee Tech
AIAW REGION II CHAMPIONSHIPS (2nd), Knoxville, Tn.,/Columbia, S.C.					
3/5/1980	3/16	H	W	95-79	Clemson
3/7/1980	3/7	A27	W	67-54	South Carolina
3/8/1980	3/1	N27	L	67-68	Old Dominion
AIAW SOUTH SATELLITE TOURNAMENT (1st), Knoxville, Tenn.					
3/15/1980	2/14	H	W	84-64	Kansas State
3/18/1980	2/6	H	W	93-76	Maryland
AIAW CHAMPIONSHIPS (2nd), Mount Pleasant, Mich.					
3/21/1980	2/4	N28	W	75-72	South Carolina
3/23/1980	2/1	N28	L	53-68	Old Dominion

1980-81 (25-6)

Final AP Ranking 2nd
TCWSF Champions
AIAW Region II Champions

Date	AP Rk	Site	W/L	Score	Opponent
11/28/1980	3/nr	N29	W	74-62	Alabama
11/29/1980	3/nr	N29	W	99-84	Valdosta State
12/2/1980		H	W-ex	76-49	Polish National Tm.
12/4/1980	3/nr	H	W	90-56	Chattanooga
12/10/1980	3/nr	A	W	88-73	Louisiana State
12/13/1980	3/17	A	L	68-72	Stephen F. Austin
12/15/1980	3/1	A	L	53-77	Louisiana Tech
12/17/1980	6/nr	N30	W	73-68 (OT)	Georgia
1/3/1981	7/8	H	L	62-65	UCLA
1/10/1981	9/nr	H	W	64-52	Illinois State
1/12/1981	9/10	H	W	65-54	South Carolina
1/15/1981	7/14	A	W	93-91 (OT)	Maryland
1/17/1981	7/nr	A	W	81-66	East Tenn. State
1/21/1981	7/nr	A	L	64-72	Clemson
1/26/1981	7/nr	H	W	76-72	North Carolina
SEC TOURNAMENT (5th), Baton Rouge, La.					
1/30/1981	10/nr	N31	L	71-77	Alabama
(Regular Season Contests)					
2/2/1981	10/8	H	W	78-71	USC
2/6/1981	11/10	H	W	81-65	Kentucky
2/8/1981	11/nr	H	W	68-54	Alabama
2/12/1981	7/nr	H	W	69-63	Tennessee Tech
2/16/1981	7/2	A	W	76-70	Old Dominion
2/21/1981	7/15	A	W	72-63	NC State
TCWSF CHAMPIONSHIPS (1st), Memphis, Tenn.					
2/26/1981	4/nr	N3	W	71-41	Tennessee-Martin
2/27/1981	4/nr	N3	W	66-47	Middle Tennessee State
2/28/1981	4/nr	N3	W	75-48	East Tenn. State
AIAW REGION II CHAMPIONSHIPS (1st), Knoxville, Tenn. / Norfolk, Va.					
3/10/1981	3/nr	H	W	81-54	Virginia
3/13/1981	3/10	N32	W	58-49	Kentucky
3/14/1981	3/6	A32	W	65-64	Old Dominion
AIAW NATIONAL PLAYOFFS, Knoxville, Tenn.					
3/21/1981	2/nr	H	W	78-63	Illinois State
3/24/1981	2/9	H	W	79-67	Maryland
AIAW CHAMPIONSHIPS (2nd), Eugene, Ore.					
3/27/1981	2/3	N33	W	68-65	Old Dominion
3/29/1981	2/1	N33	L	59-79	Louisiana Tech

1981-82 (22-10)

Final AP Ranking 4th
NCAA Mideast Regional Champions

Date	AP Rk	Site	W/L	Score	Opponent
11/22/1981	2/18	H	L	74-80	Stephen F. Austin
11/28/1981	2/nr	A	W	85-73	Florida
12/2/1981	7/2	A	L	54-66	Old Dominion
12/6/1981	10/nr	H	W	99-77	Vanderbilt
12/8/1981	10/nr	A	L	60-78	Colorado
12/9/1981	10/4	A	L	70-86	USC
12/13/1981	14/17	A	W	71-66	UCLA
12/16/1981	14/nr	N34	W	55-46	Washington State
12/17/1981	14/nr	N34	L	82-83(2OT)	Ohio State
12/18/1981	14/nr	N34	W	73-62	Oregon State
1/4/1982	20/nr	A	W	80-63	Vanderbilt
1/7/1982	20/nr	H	W	83-68	Kansas State
1/10/1982	nr/1	H	L	64-72	Louisiana Tech
1/17/1982	nr/13	A	L	63-66	Georgia
1/21/1982	nr/nr	H	W	91-60	Clemson
1/23/1982	nr/3	A	L	57-68	Rutgers
1/25/1982	nr/12	A	W	87-81	South Carolina
1/28/1982	nr/8	H	W	81-75	Kentucky
1/30/1982	nr/nr	A	W	76-62	North Carolina
2/1/1982	nr/nr	H	W	83-67	Florida
2/7/1982	20/14	H	W	98-74	Penn State
2/11/1982	20/15	H	W	65-52	Georgia
2/14/1982	13/4	H	W	62-58	Old Dominion
2/18/1982	13/14	A	W	65-61	Kentucky
2/20/1982	13/9	H	W	70-62	Maryland
SEC TOURNAMENT (2nd), Lexington, Ky.					
2/26/1982	8/nr	N6	W	80-75	Vanderbilt
2/27/1982	8/18	N6	W	55-44	Georgia
2/28/1982	11/13	A6	L	74-80	Kentucky
NCAA FIRST ROUND, Knoxville, Tenn.					
3/13/1982	10/nr	H	W	72-56	Jackson State
NCAA MIDEAST REGIONAL CHAMPIONSHIPS (1st), Knoxville, Tenn.					
3/19/1982	8/15	H	W	78-63	Memphis State
3/21/1982	8/5	H	W	91-90 (OT)	USC
NCAA FINAL FOUR (3rd), Norfolk, Va.					
3/26/1982	8/1	N35	L	46-69	Louisiana Tech

1982-83 (25-8, 7-1 SEC, 1st East)

Final AP Ranking 10th

Date	AP Rk	Site	W/L	Score	Opponent
11/22/1982	4/nr	H	W	93-70	West Virginia
11/24/1982	4/nr	H	W	108-65	North Carolina
11/30/1982	4/3	H	L	72-78 (OT)	Old Dominion
12/3/1982	4/nr	N36	W	69-56	St. John's
12/4/1982	4/13	N36	W	84-62	South Carolina
12/6/1982	5/1	H	L	71-81	USC
12/9/1982	5/10	A	L	59-74	Texas

YEAR-BY-YEAR RESULTS

12/11/1982	5/nr	A	W	76-67	Stephen F. Austin
12/14/1982	9/2	A	L	64-80	Louisiana Tech
12/17/1982	9/nr	A	W	83-73	Louisiana State
1/2/1983	12/nr	H	W	78-66	Alabama-Birmingham
1/4/1983	12/nr	A	W	56-47	Virginia Tech
1/8/1983	12/15	A	W	69-67	Mississippi
1/12/1983	11/nr	H	W	98-70	Vanderbilt
1/16/1983	8/9	A	W	74-54	Georgia
1/19/1983	8/16	H	W	81-61	Rutgers
1/23/1983	8/nr	A	W	94-62	Florida
1/28/1983	8/nr	A	W	73-60	Pittsburgh
1/30/1983	8/19	A	W	75-60	Penn State
2/2/1983	8/nr	H	W	70-69	Florida
2/6/1983	6/19	H	W	91-78	NC State
2/9/1983	6/4	A	W	95-85	Kentucky
2/12/1983	6/10	H	W	73-59	Georgia
2/14/1983	4/9	A	L	66-90	Old Dominion
2/16/1983	4/nr	H	W	87-67	South Carolina
2/19/1983	4/nr	A	W	94-79	Vanderbilt
2/27/1983	8/6	H	L	69-81	Kentucky
SEC TOURNAMENT (3rd), Knoxville, Tenn.					
3/4/1983	8/nr	H	W	91-73	Alabama
3/5/1983	8/12	H	L	65-71	Georgia
3/6/1983	10/15	H	W	83-75	Auburn
NCAA FIRST ROUND, Knoxville, Tenn.					
3/19/1983	9/nr	H	W	86-51	South Carolina State
NCAA MIDEAST REGIONAL CHAMPIONSHIPS (2nd), Notre Dame, Ind.					
3/25/1983	9/13	N37	W	90-83 (3OT)	Mississippi
3/27/1983	9/8	N37	L	63-67	Georgia

1983-84 (23-10, 7-1 SEC, 1st East)

Final AP Ranking 15th
NCAA Mideast Regional Champions

Date	AP Rk	Site	W/L	Score	Opponent
11/13/1983		H	W-ex	94-80	Hungarian National Tm.
11/19/1983	5/nr	N38	W	52-47	West Virginia
11/22/1983	5/nr	H	W	85-69	South Carolina State
11/25/1983	5/nr	A39	W	71-56	Notre Dame
11/26/1983	5/1	N39	L	64-78	USC
11/29/1983	5/11	H	W	67-63	Old Dominion
12/1/1983	5/4	H	L	65-66	Texas
12/4/1983	7/nr	H	W	54-50	Minnesota
12/8/1983	7/1	A	L	66-81	USC
12/10/1983	7/nr	A	W	73-70	UCLA
12/13/1983	9/5	A	L	51-56	Long Beach State
1/2/1984	11/nr	A	W	75-59	North Carolina
1/4/1984	11/nr	H	W	88-64	Pittsburgh
1/8/1984	8/nr	A	W	78-70	Florida
1/10/1984	8/nr	H	W	77-63	Virginia Tech
1/14/1984	8/16	A	L	59-65	NC State
1/18/1984	12/1	H	L	63-81	Louisiana Tech
1/22/1984	11/4	H	W	64-59	Georgia
1/25/1984	11/nr	A	W	75-63	Kentucky
1/29/1984	9/nr	H	W	68-65	Penn State
1/31/1984	9/nr	H	W	69-49	Florida
2/3/1984	9/8	H	W	82-80	Louisiana State
2/5/1984	7/nr	A	W	82-73	Vanderbilt
2/8/1984	7/nr	A	W	71-66	South Carolina
2/12/1984	6/nr	H	W	67-65	Kentucky
2/15/1984	6/7	H	L	65-67	Mississippi
2/19/1984	10/4	A	L	65-84	Georgia
2/26/1984	10/nr	H	W	74-72	Vanderbilt
SEC TOURNAMENT (5th), Athens, Ga.					
3/3/1984	10/17	N40	L	66-85	Alabama
NCAA FIRST ROUND, Knoxville, Tenn.					
3/17/1984	15/nr	H	W	70-52	Middle Tennessee St.
NCAA MIDEAST REGIONAL CHAMPIONSHIPS (1st), Knoxville, Tenn.					
3/23/1984	15/12	H	W	65-58	Alabama
3/25/1984	15/3	H	W	73-61	Georgia
NCAA FINAL FOUR (2nd), Los Angeles, Calif.					
3/30/1984	15/9	N41	W	82-73	Cheyney
4/1/1984	15/5	N41	L	61-72	USC

* The USA Today/ESPN poll began began as a top 25 on Jan. 23, 1985.

1984-85 (22-10, 4-4 SEC, 2nd East)

Final AP Ranking 13th
Final ESPN Ranking 13th
SEC Champions

Date	AP Rk	ESPN Rk	Site	W/L	Score	Opponent
11/19/1984	14/nr		N42	W	56-54	S. Illinois
11/20/1984	14/nr		A42	W	70-62	W. Kentucky
11/24/1984	14/nr		H	W	62-57	Notre Dame
11/26/1984	12/nr		H	L	69-72	Cincinnati
11/30/1984	12/nr		N43	L	53-68	NE Louisiana
12/1/1984	12/nr		N43	W	77-58	Nebraska
12/5/1984	16/nr		H	W	78-54	Chattanooga
12/7/1984	16/nr		H	W	84-70	N. Carolina
12/9/1984	15/3		A	L	72-78	Georgia
12/11/1984	15/2		A	L	60-91	Texas
12/13/1984	15/7		A	L	57-73	La. Tech
1/6/1985	nr/nr		H	W	72-57	UCLA
1/8/1985	nr/6		H	W	71-60	USC
1/12/1985	nr/nr		H	W	61-59	West Virginia
1/16/1985	nr/nr		A	L	77-84	Vanderbilt
1/19/1985	nr/17		H	W	72-57	NC State
1/21/1985	nr/nr		H	W	69-61	Florida
1/23/1985	nr/15	18/14	H	L	72-76 (OT)	Kentucky
1/25/1985	nr/1	18/1	A	W	67-64	Old Dominion
1/27/1985	nr/12	18/10	A	L	74-79	Penn State
2/2/1985	nr/5	20/5	H	L	56-72	Georgia
2/8/1985	nr/nr	24/nr	A	W	67-56	Florida State
2/10/1985	nr/nr	24/25	A	W	83-74	Florida
2/13/1985	nr/19	24/16	A	W	77-66	Kentucky
2/16/1985	nr/nr	23/10	H	W	82-71	Vanderbilt
2/18/1985	20/nr	24/nr	H	W	66-58	South Carolina
2/20/1985	20/11	23/10	H	W	77-72	W. Kentucky
SEC TOURNAMENT (1st), Knoxville Tenn., / Oxford, Miss.						
2/27/1985	18/nr	24/nr	H	W	85-78	Louisiana St.
3/3/1985	15/6	24/3	A44	W	79-71	Mississippi
3/4/1985	15/9	24/10	N44	W	63-60	Auburn
NCAA FIRST ROUND, Knoxville, Tenn.						
3/16/1985	13/nr	15/21	H	W	65-55	Virginia
NCAA MIDEAST REGIONAL CHAMP. (3rd), Bowling Green, Ky.						
3/22/1985	13/6	13/7	N45	L	60-63	Mississippi

1985-86 (24-10, 5-4 SEC, 5th)

Final AP Ranking 15th
Final ESPN Ranking 5th
NCAA Mideast Regional Champions

Date	AP Rk	ESPN Rk	Site	W/L	Score	Opponent
11/19/1985			H	W-ex	82-57	Marathon Oil
11/24/1985	9/nr	11/nr	H	W	74-56	East Carolina
11/27/1985	9/nr	11/nr	H	W	71-57	Illinois
12/1/1985	11/1	11/1	H	L	52-74	Texas
12/6/1985	11/nr	14/nr	N46	W	68-56	Kansas St.
12/7/1985	11/nr	14/nr	N46	W	75-69	E. Illinois
12/9/1985	11/nr	14/nr	A	W	71-63	Notre Dame
12/13/1985	11/4	15/3	A	L	77-85	USC
12/15/1985	13/nr	15/nr	A	W	68-64	UCLA
12/18/1985	13/nr	14/nr	N47	W	81-63	Toledo
12/20/1985	13/nr	14/nr	A	W	130-38	Hawaii Pacific
1/4/1986	11/nr	13/nr	A	W	74-58	West Virginia
1/6/1986	11/nr	13/nr	A	W	70-54	South Carolina
1/8/1986	11/nr	12/nr	H	W	98-39	East Tenn. St.
1/11/1986	11/19	12/16	A	L	68-82	North Carolina
1/13/1986	12/17	12/17	A	W	67-65	NC State
1/18/1986	12/nr	13/nr	H	W	89-71	Alabama
1/20/1986	11/8	13/10	H	W	60-50	Louisiana St.
1/24/1986	11/nr	11/24	A	L	82-96	Kentucky
1/26/1986	11/nr	11/nr	H	W	89-43	Florida State
1/29/1986	11/2	15/2	A	L	74-84	Georgia
2/2/1986	10/nr	15/nr	H	W	82-60	Florida
2/5/1986	10/8	12/8	A	L	54-68	Mississippi
2/8/1986	10/11	12/13	H	L	60-66	Auburn
2/10/1986	14/3	12/5	H	L	56-59	La. Tech
2/15/1986	14/nr	14/24	H	W	94-81	Vanderbilt
2/17/1986	15/nr	14/nr	H	W	114-63	Tennessee St.
2/20/1986	15/nr	12/nr	H	W	79-68	Old Dominion
2/22/1986	15/nr	12/nr	A	W	72-51	Mississippi St.
2/24/1986	14/nr	12/nr	A	W	94-79	Memphis St.

YEAR-BY-YEAR RESULTS

SEC TOURNAMENT (5th), Athens, Ga.						
3/1/1986	14/12	14/11	N40	L	78-83	Mississippi
NCAA FIRST ROUND, Knoxville, Tenn.						
3/16/1986	15/14	16/14	H	W	73-68	Iowa
NCAA MIDEAST REGIONAL CHAMPIONSHIPS (1st), Iowa City, Iowa						
3/20/1986	15/2	5/4	N48	W	85-82	Georgia
3/22/1986	15/9	5/8	N48	W	67-65	Louisiana St.
NCAA FINAL FOUR (3rd), Lexington, Ky.						
3/28/1986	15/3	5/2	N6	L	59-83	USC

1986-87 (28-6, 6-3 SEC, 4th)

Final AP Ranking 7th
Final ESPN Ranking 1st
NCAA Mideast Regional Champions
NCAA NATIONAL CHAMPIONS

Date	AP Rk	ESPN Rk	Site	W/L	Score	Opponent
11/29/1986	3/nr	3/nr	N49	W	86-70	Providence
11/30/1986	3/8	3/9	A49	W	74-56	Iowa
12/4/1986	3/nr	3/nr	H	W	66-40	Dayton
12/6/1986	3/20	3/20	H	W	86-65	NC State
12/14/1986	3/1	3/1	A	W	85-78	Texas
12/20/1986	1/nr	1/nr	H	W	81-58	UCLA
12/27/1986	1/nr	1/21	N50	W	76-66	St. Joseph's
12/28/1986	1/7	1/7	N50	W	89-75	USC
12/29/1986	1/2	1/2	N50	L	74-88	Texas
1/4/1987	1/nr	1/22	H	W	87-68	North Carolina
1/7/1987	2/nr	2/nr	A	W	99-90	Old Dominion
1/11/1987	2/nr	2/nr	H	W	76-64	Kentucky
1/14/1987	2/3	2/3	A	L	69-75	Auburn
1/17/1987	2/nr	2/nr	A	W	90-72	Florida
1/20/1987	3/nr	3/nr	A	W	74-71	Northwestern
1/24/1987	3/12	3/13	H	W	78-72	Georgia
1/28/1987	3/nr	3/nr	H	W	91-81	Memphis St.
1/31/1987	3/8	3/8	H	L	65-69	Mississippi
2/2/1987	5/nr	3/nr	H	W	100-74	Georgia Tech
2/4/1987	5/14	6/13	A	L	76-77	Vanderbilt
2/7/1987	5/9	6/9	A	W	84-73	Louisiana St.
2/9/1987	7/5	6/8	A	L	60-72	La. Tech
2/14/1987	7/nr	8/nr	H	W	90-55	Notre Dame
2/19/1987	9/nr	8/nr	H	W	80-56	S. Carolina
2/21/1987	9/nr	8/nr	H	W	84-53	Mississippi St.
2/25/1987	8/nr	8/nr	A	W	108-77	Alabama
3/1/1987	8/nr	8/nr	H	W	91-44	UNC-Charlotte
SEC TOURNAMENT (3rd), Albany, Ga.						
3/5/1987	8/14	8/15	N51	W	64-63	Louisiana St.
3/6/1987	8/2	8/2	N51	L	96-102	Auburn
NCAA FIRST ROUND, Knoxville, Tenn.						
3/15/1987	7/nr	7/nr	H	W	95-59	Tennessee Tech
NCAA MIDEAST REGIONAL CHAMPIONSHIPS (1st), Knoxville, Tenn.						
3/19/1987	7/11	1/10	H	W	66-58	Virginia
3/21/1987	7/2	1/6	H	W	77-61	Auburn
NCAA FINAL FOUR (1st), Austin, Texas						
3/27/1987	7/4	1/4	N52	W	74-64	Long Beach St.
3/29/1987	7/3	1/2	N52	W	67-44	La. Tech
(Brazil Tour)	**Site**	**W/L**	**Score**			**Opponent**
6/14/1987	A	L-ex	71-104			UNIMEP Sao Paulo
6/17/1987	N53	L-ex	62-85			Prague Univ.ersity
6/18/1987	N53	W-ex	88-44			Argentinean Ntnl Tm.
6/19/1987	N53	L-ex	74-86			S. Korean Ntnl. Tm.
6/20/1987	A53	L-ex	68-105			Brazilian Ntnl. Tm.

1987-88 (31-3, 8-1 SEC, 2nd)

Final AP Ranking 1st
Final ESPN Ranking 3rd
SEC Tournament Champions
NCAA East Regional Champions
H-Thompson-Boling Arena

Date	AP Rk	ESPN Rk	Site	W/L	Score	Opponent
11/23/1987			H	W-ex	93-77	Australian Ntnl
11/27/1987	1/nr	1/nr	N54	W	91-52	Indiana
11/28/1987	1/18	1/18	N54	W	83-52	Old Dominion
12/3/1987	1/nr	1/nr	H	W	102-59	Stetson
12/9/1987	1/2	1/2	H	L	78-97	Texas
12/13/1987	1/nr	1/nr	A	W	89-63	UCLA
12/16/1987	3/nr	4/nr	A	W	91-56	Oregon State
12/19/1987	3/nr	4/nr	H	W	115-40	E. Kentucky
12/20/1987	3/nr	4/nr	H	W	103-76	N. Illinois
1/3/1988	3/20	4/20	A	W	93-59	Illinois
1/5/1988	4/nr	4/nr	H	W	78-65	Northwestern
1/9/1988	4/2	4/3	H	L	68-71	Auburn
1/11/1988	4/nr	4/nr	A	W	96-79	Georgia Tech
1/14/1988	4/nr	4/nr	H	W	91-68	Old Dominion
1/17/1988	4/nr	4/20	H	W	104-67	Vanderbilt
1/20/1988	4/nr	4/nr	A	W	85-80	South Carolina
1/23/1988	4/nr	4/nr	H	W	97-70	Alabama
1/27/1988	4/nr	4/nr	A	W	97-73	Memphis St.
1/31/1988	4/13	4/12	A	W	82-79	Georgia
2/3/1988	4/nr	4/nr	A	W	91-71	Notre Dame
2/6/1988	4/7	4/7	A	W	78-67	Mississippi
2/8/1988	4/nr	4/nr	A	W	81-74	Mississippi St.
2/13/1988	4/nr	4/nr	H	W	89-82	Louisiana St.
2/15/1988	3/5	4/2	H	W	76-74	Louisiana Tech
2/18/1988	3/nr	3/nr	A	W	99-75	Kentucky
2/21/1988	3/nr	3/nr	H	W	108-53	Florida
2/25/1988	3/nr	3/nr	A	W	88-65	N. Carolina
2/27/1988	3/nr	3/nr	H	W	104-51	Tennessee St.
SEC TOURNAMENT (1st), Albany, Ga.						
3/5/1988	3/nr	2/nr	N51	W	100-66	Kentucky
3/6/1988	3/17	2/17	N51	W	82-76	Georgia
3/7/1988	3/1	2/1	N51	W	73-70	Auburn
NCAA SECOND ROUND, Knoxville, Tenn.						
3/19/1988	1/nr	1/23	H	W	94-66	Wake Forest
NCAA EAST REGIONAL CHAMPIONSHIPS (1st), Norfolk, Va.						
3/24/1988	1/14	3/15	N32	W	72-52	James Madison
3/26/1988	1/10	3/7	N32	W	84-76	Virginia
NCAA FINAL FOUR (3rd), Tacoma, Wash.						
4/1/1988	1/5	3/1	N55	L	59-68	Louisiana Tech

1988-89 (35-2, 8-1 SEC, 2nd)

Final AP Ranking 1st
Final ESPN Ranking 1st
SEC Tournament Champions
NCAA East Regional Champions
NCAA NATIONAL CHAMPIONS

Date	AP Rk	ESPN Rk	Site	W/L	Score	Opponent
11/21/1988			H	W-ex	81-54	French National
11/25/1988	1/nr	1/nr	N56	W	81-50	Illinois
11/26/1988	1/13	1/13	N56	W	70-48	Washington
11/27/1988	1/6	1/6	N56	W	62-61 (OT)	La .Tech
12/3/1988	1/2	1/2	H	W	88-74	Long Beach St.
12/6/1988	1/17	1/18	H	W	102-69	USC
12/18/1988	1/5	1/5	H	W	83-60	Stanford
12/20/1988	1/nr	1/nr	H	W	82-50	UCLA
12/29/1988	1/nr	1/24	N57	W	82-61	Wake Forest
12/30/1988	1/10	1/11	A57	W	93-53	Rutgers
1/1/1989	1/nr	1/nr	H	W	84-39	W. Michigan
1/4/1989	1/nr	1/24	A	W	93-58	Old Dominion
1/6/1989	1/3	1/3	A	L	59-67	Auburn
1/9/1989	2/nr	1/nr	A	W	97-62	Stetson
1/14/1989	2/3	2/3	H	W	68-61	Mississippi
1/16/1989	2/nr	2/nr	H	W	79-54	Mississippi St.
1/21/1989	2/nr	2/nr	H	W	101-57	Kentucky
1/23/1989	2/nr	2/nr	H	W	78-44	S. Illinois
1/26/1989	2/nr	2/23	A	W	80-60	Vanderbilt
1/29/1989	2/5	2/4	H	W	78-64	Georgia
1/31/1989	2/11	2/11	A	L	67-69	Texas
2/4/1989	2/17	2/17	H	W	60-54	South Carolina
2/6/1989	3/nr	2/nr	H	W	85-50	Memphis St.
2/11/1989	3/18	3/19	A	W	89-65	Louisiana St.
2/14/1989	3/2	3/2	A	W	72-65	La. Tech
2/15/1989	3/nr	3/nr	H	W	88-71	Georgia Tech
2/18/1989	3/nr	3/nr	A	W	85-52	Florida
2/20/1989	2/nr	3/nr	H	W	98-43	Notre Dame
2/24/1989	2/nr	2/nr	A	W	76-57	W. Kentucky
2/26/1989	2/nr	2/nr	A	W	81-65	Alabama
SEC TOURNAMENT (1st)						**Albany, Ga.**
3/4/1989	2/nr	2/nr	N51	W	89-61	Alabama
3/5/1989	2/12	2/11	N51	W	82-60	Mississippi
3/6/1989	2/1	2/1	N51	W	66-51	Auburn
NCAA SECOND ROUND, Knoxville, Tenn.						
3/18/1989	1/18	1/nr	H	W	91-61	La Salle
NCAA EAST REGIONAL CHAMPIONSHIPS (1st), Bowling Green, Ky.						

YEAR-BY-YEAR RESULTS

3/23/1989	1/nr	1/15	N45	W	80-47	Virginia
3/25/1989	1/7	1/7	N45	W	94-80	Long Beach St.
NCAA FINAL FOUR (1st), Tacoma, Wash.						
3/31/1989	1/5	1/3	N55	W	77-65	Maryland
4/2/1989	1/2	1/2	N55	W	76-60	Auburn

* The Associated Press poll began ranking the top 25 teams prior to the 1989-90 season.

1989-90 (27-6, 8-1 SEC, 1st)

Final AP Ranking 4th
Final ESPN Ranking 5th
SEC Champions

Date	AP Rk	ESPN Rk	Site	W/L	Score	Opponent
11/13/1989			H	W-ex	97-54	Arvika (Sweden)
11/26/1989	1/nr	1/nr	H	W	112-39	Stetson
11/28/1989	1/nr	1/nr	H	W	81-55	Virginia Tech
12/1/1989	1/nr	1/nr	A	W	98-57	W. Michigan
12/3/1989	1/nr	1/nr	A	W	77-54	Notre Dame
12/6/1989	1/14	1/15	A	W	77-69	Maryland
12/9/1989	1/2	1/2	H	L	58-59	La. Tech
12/15/1989	2/3	2/3	A	L	71-85	Stanford
12/17/1989	2/nr	2/nr	A	W	77-55	UCLA
12/19/1989	4/8	4/8	A	L	58-62	Long Beach St.
12/22/1989	4/nr	4/nr	A	W	87-53	USC
1/2/1990	5/nr	7/nr	H	W	84-57	Illinois
1/4/1990	5/nr	5/nr	H	W	78-58	W. Kentucky
1/6/1990	5/22	5/21	H	W	81-61	Old Dominion
1/11/1990	5/nr	5/nr	A	W	88-69	Memphis St.
1/13/1990	5/nr	5/nr	A	W	63-57	Mississippi
1/20/1990	3/6	3/7	H	W	76-70	Texas
1/22/1990	3/nr	3/nr	A	W	76-60	Kentucky
1/25/1990	3/15	3/15	A	W	70-69	S. Carolina
1/28/1990	5/4	3/7	A	L	76-81	Georgia
2/3/1990	5/14	6/14	H	W	76-65	Auburn
2/5/1990	5/23	6/24	H	W	83-62	N. Illinois
2/7/1990	5/nr	5/nr	A	W	76-55	Mississippi St.
2/10/1990	5/14	5/14	H	W	86-60	Louisiana St.
2/14/1990	4/nr	4/nr	H	W	95-73	Fla. Atlantic
2/17/1990	4/nr	4/nr	H	W	75-42	Florida
2/22/1990	4/nr	4/nr	H	W	88-77	Vanderbilt
2/24/1990	4/nr	4/nr	H	W	80-65	Alabama
SEC TOURNAMENT (2nd), Albany, Ga.						
3/3/1990	3/nr	3/nr	N51	W	81-56	Florida
3/4/1990	3/6	3/6	N51	W	73-54	Georgia
3/5/1990	3/11	3/11	N51	L	77-78	Auburn
NCAA SECOND ROUND, Knoxville, Tenn.						
3/18/1990	4/nr	4/nr	H	W	87-68	Old Dominion
NCAA EAST REGIONAL CHAMPIONSHIPS (2nd), Norfolk, Va.						
3/22/1990	4/nr	5/19	N32	W	80-62	Clemson
3/24/1990	4/12	5/4	N32	L	75-79 (OT)	Virginia

1990-91 (30-5, 6-3 SEC, 3rd)

Final AP Ranking 4th
Final ESPN Ranking 1st
NCAA Mideast Regional Champions
NCAA NATIONAL CHAMPIONS

Date	AP Rk	ESPN Rk	Site	W/L	Score	Opponent
11/21/1990			H	W-ex	96-64	A. in A.
11/25/1990	6/2	6/2	H	W	95-80	Stanford
12/1/1990	3/7	3/7	A	L	77-90	NC State
12/3/1990	6/nr	3/nr	A	W	64-54	Virginia Tech
12/6/1990	6/nr	6/nr	A	L	66-80	Vanderbilt
12/9/1990	6/23	6/23	H	W	82-71	Maryland
12/13/1990	10/nr	8/nr	A	W	77-64	Maine
12/16/1990	10/nr	8/nr	H	W	113-86	UCLA
12/21/1990	9/nr	8/nr	A	W	85-52	Illinois
12/29/1990	7/nr	7/nr	N58	W	85-69	Ohio State
12/30/1990	7/8	7/8	N58	W	84-77	Stanford
1/2/1991	5/nr	7/nr	H	W	91-63	Mississippi St.
1/6/1991	5/nr	5/nr	A	W	93-62	Old Dominion
1/9/1991	4/nr	3/nr	A	W	86-61	Alabama
1/12/1991	4/nr	3/nr	H	W	80-70	Kentucky
1/14/1991	2/nr	3/nr	H	W	80-54	Richmond
1/16/1991	2/nr	2/nr	A	W	71-70 (OT)	Florida
1/19/1991	2/10	2/10	A	L	65-70	Auburn
1/21/1991	4/10	2/11	A	W	79-77	Louisiana St.
1/24/1991	4/nr	4/nr	H	W	77-61	S. Carolina
1/26/1991	4/15	4/14	H	W	64-54	Mississippi
1/28/1991	3/4	4/5	H	L	74-81	Georgia
2/2/1991	3/nr	3/nr	H	W	94-67	Tennessee Tech
2/5/1991	5/nr	5/nr	A	W	77-74	Louisiana Tech
2/9/1991	5/20	5/19	H	W	88-71	Notre Dame
2/13/1991	4/nr	4/nr	H	W	105-43	DePaul
2/21/1991	4/nr	4/nr	H	W	93-46	Memphis St.
2/23/1991	4/15	4/15	A	W	64-55	Texas
SEC TOURNAMENT (2nd), Albany, Ga.						
3/2/1991	4/nr	4/nr	N51	W	62-60	Vanderbilt
3/3/1991	4/5	4/5	N51	W	70-62	Auburn
3/4/1991	3/10	4/12	N51	L	75-80	Louisiana St.
NCAA SECOND ROUND, Knoxville, Tenn.						
3/17/1991	4/nr	3/nr	H	W	55-47	SW Missouri St.
NCAA MIDEAST REGIONAL CHAMPIONSHIPS (1st), Knoxville, Tenn.						
3/21/1991	4/10	3/11	H	W	68-61	W. Kentucky
3/23/1991	4/6	3/6	H	W	69-65	Auburn
NCAA FINAL FOUR (1st), New Orleans, La.						
3/30/1991	4/11	3/10	N59	W	68-60	Stanford
3/31/1991	4/2	3/2	N59	W	70-67 (OT)	Virginia

1991-92 (28-3, 10-1 SEC, 2nd)

Final AP Ranking 2nd
Final ESPN Ranking 5th
SEC Tournament Champions

Date	AP Rk	ESPN Rk	Site	W/L	Score	Opponent
11/18/1991			H	W-ex	96-63	Mexican Nat.
11/22/1991	1/21	1/nr	H	W	90-70	La. Tech
11/24/1991	1/nr	1/nr	H	W	86-71	Maine
12/2/1991	1/nr	1/nr	A	W	79-56	UNC-Charlotte
12/14/1991	1/3	1/3	A	L	95-96 (OT)	Stanford
12/16/1991	3/nr	1/nr	A	W	73-71	Santa Clara
12/19/1991	3/19	3/19	N60	W	86-72	Texas
12/28/1991	3/7	3/7	H61	W	82-81	Penn State
(British Tour)						
1/2/1992	N62	W-ex	98-44			Copenhagen (Den.)
1/4/1992	N62	W-ex	70-65			Solna (Sweden)
1/5/1992	N62	L-ex	82-84			Minsk (Belarus)
(Regular Season Contests)						
1/8/1992	3/22	3/22	H	W	85-69	Louisiana St.
1/10/1992	3/nr	3/nr	A	W	70-62	DePaul
1/12/1992	2/nr	3/nr	A	W	85-82	Notre Dame
1/15/1992	2/nr	2/nr	A	W	78-58	South Carolina
1/18/1992	2/10	2/9	A	L	78-80 (OT)	Mississippi
1/21/1992	4/nr	4/nr	H	W	108-26	FAU
1/24/1992	4/nr	4/nr	A	W	78-61	N. Illinois
1/26/1992	4/24	4/24	H	W	82-72	Alabama
1/30/1992	4/nr	4/nr	H	W	69-54	Auburn
2/2/1992	4/13	4/11	H	W	70-53	Vanderbilt
2/4/1992	4/nr	4/nr	H	W	75-59	Old Dominion
2/8/1992	4/nr	4/nr	A	W	77-52	Kentucky
2/10/1992	3/nr	4/nr	H	W	100-72	Youngstown St.
2/12/1992	3/nr	3/nr	A	W	78-56	Mississippi St.
2/15/1992	3/nr	3/nr	A	W	55-51	Georgia
2/19/1992	2/nr	2/nr	A	W	118-59	Memphis St.
2/22/1992	2/nr	2/nr	H	W	90-69	Florida
2/25/1992	2/24	2/24	H	W	86-68	Texas
2/29/1992	2/nr	2/nr	H	W	105-59	Arkansas
SEC TOURNAMENT (1st), Albany, Ga.						
3/7/1992	2/nr	2/nr	N51	W	70-65	Louisiana St.
3/8/1992	2/nr	2/nr	N51	W	94-80	Kentucky
3/9/1992	2/24	2/nr	N51	W	73-66	Georgia
NCAA SECOND ROUND, Knoxville, Tenn.						
3/21/1992	2/nr	2/nr	H	W	97-56	Rutgers
NCAA MIDEAST REGIONAL CHAMP. (3rd), West Lafayette, Ind.						
3/26/1992	2/15	2/15	N63	L	70-75	W. Kentucky

1992-93 (29-3, 11-0 SEC, 1st)

Final AP Ranking 2nd
Final ESPN Ranking 5th
SEC Champions

Date	AP Rk	ESPN Rk	Site	W/L	Score	Opponent
11/22/1992			H	L-ex	68-70	A. in A.
11/30/1992			H	W-ex	84-70	MTK Budapest
12/4/1992	2/nr	2/nr	N56	W	69-60	Oklahoma St.

YEAR-BY-YEAR RESULTS

12/5/1992	2/8	2/8	N56	W	94-71	S.F. Austin
12/6/1992	2/1	2/1	N56	W	74-73 (OT)	Stanford
12/9/1992	1/nr	1/nr	H	W	89-45	UNC-Charlotte
12/18/1992	1/11	1/11	A	W	83-76	La. Tech
12/21/1992	1/2	1/2	H	W	84-79	Stanford
12/29/1992	1/nr	1/nr	N64	W	73-53	G. Washington
12/30/1992	1/6	1/6	A64	L	72-77	Maryland
1/2/1993	1/nr	1/nr	A	W	68-60	Old Dominion
1/4/1993	1/nr	1/nr	H	W	79-48	Notre Dame
1/7/1993	2/nr	2/nr	A	W	95-61	Louisiana St.
1/9/1993	2/nr	2/nr	H	W	109-62	Mississippi St.
1/12/1993	2/9	2/8	A	W	70-59	Auburn
1/16/1993	2/nr	2/nr	H	W	64-53	Mississippi
1/19/1993	2/nr	2/nr	H	W	93-74	Rutgers
1/21/1993	2/21	2/21	H	W	60-48	DePaul
1/23/1993	2/nr	2/nr	A	W	86-74	Alabama
1/25/1993	2/nr	2/nr	H	W	93-50	Providence
1/30/1993	2/1	2/1	A	W	73-68	Vanderbilt
2/2/1993	1/13	1/13	A	W	72-58	Texas
2/6/1993	1/25	1/23	H	W	85-61	Kentucky
2/9/1993	1/nr	1/nr	A	W	78-54	Youngstown St.
2/14/1993	1/nr	1/nr	H	W	71-68	Georgia
2/16/1993	1/nr	1/nr	H	W	90-46	Memphis St.
2/18/1993	1/nr	1/nr	H	W	100-57	S. Carolina
2/21/1993	1/nr	1/nr	A	W	88-75	Florida
2/24/1993	1/nr	1/nr	A	W	95-58	E. Kentucky
2/27/1993	1/nr	1/nr	A	W	72-55	Arkansas
SEC TOURNAMENT (5th), Chattanooga, Tenn.						
3/6/1993	1/nr	2/21	N65	L	72-73	Georgia
NCAA SECOND ROUND, Knoxville, Tenn.						
3/20/1993	2/nr	2/nr	H	W	89-66	Northwestern
NCAA MIDEAST REGIONAL CHAMPIONSHIPS (2nd), Iowa City, Iowa						
3/25/1993	2/17	2/18	N48	W	74-54	N. Carolina
3/27/1993	2/4	2/4	A48	L	56-72	Iowa

1993-94 (31-2, 11-0 SEC, 1st)

Final AP Ranking 1st
Final ESPN Ranking 5th
SEC Champions
SEC Tournament Champions

Date	AP Rk	ESPN Rk	Site	W/L	Score	Opponent
11/18/1993			H	W-ex	76-73	A. in A.
11/21/1993	1/8	1/14	N66	W	80-45	Ohio State
11/23/1993			H	W-ex	89-75	Bulgarian Nat.
11/28/1993	1/nr	1/nr	H	W	82-66	Montana
12/3/1993	1/9	1/8	A	W	81-75	Stanford
12/7/1993	1/nr	1/nr	A	W	65-63	Arizona
12/12/1993	1/23	1/23	H	W	64-48	Maryland
12/18/1993	1/nr	1/nr	H	W	84-69	Florida
12/20/1993	1/7	1/7	H	W	86-82 (OT)	Colorado
12/22/1993	1/10	1/10	H	W	94-60	La. Tech
12/30/1993	1/nr	1/nr	A	W	79-65	Memphis St.
1/2/1994	1/nr	1/nr	H	W	89-67	Arkansas
1/7/1994	1/nr	1/nr	A	W	105-70	Notre Dame
1/9/1994	1/nr	1/nr	H	W	91-69	Louisiana St.
1/13/1994	1/nr	1/nr	H	W	90-49	Old Dominion
1/15/1994	1/21	1/20	H	W	58-46	Auburn
1/17/1994	1/nr	1/nr	A	L	77-87	Rutgers
1/20/1994	1/nr	1/nr	H	W	88-51	Virginia Tech
1/22/1994	1/nr	1/nr	A	W	82-62	Mississippi St.
1/25/1994	2/nr	2/nr	H	W	94-60	Texas
1/29/1994	2/nr	2/nr	A	W	66-56	DePaul
1/31/1994	2/9	2/10	A	W	84-82	Vanderbilt
2/5/1994	2/15	2/15	H	W	85-69	Alabama
2/8/1994	2/nr	2/nr	A	W	91-75	S. Carolina
2/11/1994	2/nr	2/nr	A	W	83-73	Providence
2/13/1994	2/12	2/11	H	W	79-57	Vanderbilt
2/16/1994	1/nr	1/24	A	W	70-60	Mississippi
2/18/1994	1/nr	1/nr	A	W	95-89 (OT)	Kentucky
2/27/1994	1/nr	1/nr	A	W	75-59	Georgia
SEC TOURNAMENT (1st), Chattanooga, Tenn.						
3/5/1994	1/nr	1/nr	N65	W	86-72	Georgia
3/6/1994	1/16	1/15	N65	W	72-56	Alabama
3/7/1994	1/13	1/13	N65	W	82-57	Vanderbilt
NCAA FIRST ROUND, Knoxville, Tenn.						
3/16/1994	1/nr	1/nr	H	W	111-37	North Carolina A&T
NCAA SECOND ROUND, Knoxville, Tenn.						
3/19/1994	1/nr	1/nr	H	W	78-66	Clemson
NCAA MIDEAST REGIONAL CHAMPIONSHIPS (3rd), Fayetteville, Ark.						
3/24/1994	1/6	1/7	N67	L	68-71	La. Tech

1994-95 (34-3, 11-0 SEC, 1st)

Final AP Ranking 3rd
Final ESPN Ranking 2nd
SEC Champions
2nd NCAA National Championships

Date	AP Rk	ESPN Rk	Site	W/L	Score	Opponent
11/17/1994			H	W-ex	78-65	A. in A.
11/20/1994	1/3	1/2	N66	W	69-62	La. Tech
11/22/1994			H	W-ex	106-57	Australian Inst.
11/26/1994	1/nr	1/nr	H	W	95-66	Memphis
12/1/1994	1/2	1/2	H	W	105-69	Stanford
12/4/1994	1/nr	1/nr	A	W	95-29	Maryland
12/6/1994	1/15	1/13	H	W	81-63	Purdue
12/9/1994	1/12	1/12	N68	W	84-73	Virginia
12/10/1994	1/7	1/6	N68	W	78-74	Penn State
12/17/1994	1/8	1/8	A	W	78-72	Colorado
12/19/1994	1/nr	1/nr	A	W	66-61	Montana
12/28/1994	1/nr	1/nr	A	W	66-54	Texas
12/31/1994	1/8	1/9	A	W	72-70	Vanderbilt
1/2/1995	1/nr	1/nr	H	W	109-57	Arizona
1/7/1995	1/nr	1/nr	A	W	102-68	Louisiana St.
1/9/1995	1/3	1/3	A	W	62-56	La. Tech
1/12/1995	1/nr	1/nr	H	W	72-55	S. Carolina
1/14/1995	1/nr	1/nr	A	W	68-43	Auburn
1/16/1995	1/2	1/2	A	L	66-77	Connecticut
1/21/1995	2/nr	2/nr	H	W	81-58	Mississippi St.
1/24/1995	2/nr	2/nr	A	W	77-54	Old Dominion
1/29/1995	2/16	2/15	H	W	83-48	Mississippi
2/1/1995	2/14	2/15	A	W	76-69	Florida
2/5/1995	2/16	2/13	A	W	95-44	Alabama
2/7/1995	2/20	2/23	A	W	87-67	Arkansas
2/12/1995	2/7	2/7	H	W	75-55	Vanderbilt
2/14/1995	2/nr	2/nr	H	W	85-54	DePaul
2/19/1995	2/nr	2/nr	H	W	67-41	Kentucky
2/22/1995	2/nr	2/nr	A	W	66-33	Virginia Tech
2/25/1995	2/9	2/9	H	W	83-61	Georgia
SEC TOURNAMENT (2nd), Chattanooga, Tenn.						
3/4/1995	2/nr	2/nr	N65	W	74-62	Kentucky
3/5/1995	2/16	2/15	N65	W	84-70	Alabama
3/6/1995	2/9	2/11	N65	L	61-67	Vanderbilt
NCAA SUB-REGIONAL, Knoxville, Tenn.						
3/16/1995	3/nr	2/nr	H	W	96-59	Florida A&M
3/18/1995	3/nr	2/nr	H	W	70-44	Florida Int'l
NCAA MIDEAST REGIONAL CHAMPIONSHIPS (1st), Knoxville, Tenn.						
3/23/1995	3/9	2/7	H	W	87-65	W. Kentucky
3/25/1995	3/5	2/6	H	W	80-59	Texas Tech
NCAA FINAL FOUR (2nd), Minneapolis, Minn.						
4/1/1995	3/12	2/12	N16	W	73-51	Georgia
4/2/1995	3/1	2/1	N16	L	64-70	Connecticut

1995-96 (32-4, 9-2 SEC, 2nd)

Final AP Ranking 4th
Final ESPN Ranking 1st
SEC Champions
NCAA NATIONAL CHAMPIONS

Date	AP Rk	ESPN Rk	Site	W/L	Score	Opponent
11/11/1995			H	W-ex	85-49	Lithuania
11/19/1995	6/3	6/2	H69	W	78-51	Virginia
11/22/1995			H	L-ex	58-82	U.S. National
11/25/1995	4/nr	2/nr	H	W	75-54	St. Joseph's
11/27/1995	3/10	2/14	H	W	81-44	Texas Tech
12/1/1995	3/nr	2/nr	N70	W	77-42	UAB
12/2/1995	3/7	2/5	N70	W	81-63	Purdue
12/3/1995	3/12	2/12	N70	W	79-67	Penn State
12/8/1995	2/10	2/10	A71	W	82-68	Purdue
12/10/1995	2/nr	2/nr	H	W	83-67	Texas
12/16/1995	2/9	2/9	A	L	72-90	Stanford
12/20/1995	4/nr	4/nr	A	W	76-68	DePaul
12/31/1995	5/nr	4/nr	A	W	84-63	Memphis
1/2/1996	4/21	4/18	H	W	87-67	Florida
1/6/1996	4/2	4/2	H	L	53-59	Connecticut

YEAR-BY-YEAR RESULTS

1/8/1996	4/7	4/9	A	L	71-77	Georgia
1/11/1996	4/15	5/15	H	W	69-47	Old Dominion
1/14/1996	4/nr	5/nr	A	W	60-45	Kentucky
1/17/1996	6/20	5/20	H	W	78-66	Arkansas
1/19/1996	6/2	5/2	H	W	85-82	Vanderbilt
1/22/1996	4/1	5/1	H	W	77-72	La. Tech
1/28/1996	4/18	5/17	H	W	81-69	Alabama
2/4/1996	3/20	3/25	A	L	72-78	Mississippi
2/8/1996	6/8	6/11	A	W	72-61	Wisconsin
2/10/1996	6/nr	6/nr	A	W	92-76	Mississippi St.
2/15/1996	5/nr	5/nr	A	W	79-73 (OT)	S. Carolina
2/18/1996	5/20	5/18	H	W	72-67 (OT)	Auburn
2/22/1996	5/nr	5/nr	H	W	88-75	Louisiana St.
2/25/1996	5/10	5/9	A	W	79-71	Vanderbilt
SEC TOURNAMENT (1st), Chattanooga, Tenn.						
3/2/1996	5/23	5/24	N65	W	73-51	Mississippi
3/3/1996	5/18	5/16	N65	W	74-63	Florida
3/4/1996	4/10	4/10	N65	W	64-60	Alabama
NCAA SUB-REGIONAL, Knoxville, Tenn.						
3/16/1996	4/nr	4/nr	H	W	97-56	Radford
3/18/1996	4/nr	4/nr	H	W	97-65	Ohio State
NCAA EAST REGIONAL CHAMPIONSHIPS (1st), Charlottesville, Va.						
3/23/1996	4/20	4/22	N72	W	92-71	Kansas
3/25/1996	4/11	4/10	A72	W	52-46	Virginia
NCAA FINAL FOUR (1st), Charlotte, N.C.						
3/29/1996	4/2	4/3	N73	W	88-83 (OT)	Connecticut
3/31/1996	4/5	4/5	N73	W	83-65	Georgia

1996-97 (29-10, 8-4 SEC, 5th)

Final AP Ranking 10th
Final ESPN Ranking 1st
NCAA NATIONAL CHAMPIONS

Date	AP Rk	ESPN Rk	Site	W/L	Score	Opponent
11/15/1996	4/nr	4/nr	H74	W	80-59	Austin Peay
11/17/1996	4/12	4/13	H74	W	79-60	Kansas
11/19/1996	3/14	2/17	N75	W	72-59	Notre Dame
11/20/1996	3/11	2/8	N75	L	64-66	La. Tech
11/23/1996	3/nr	2/nr	N76	W	83-68	Marquette
11/24/1996	3/nr	2/nr	A76	W	87-58	Vermont
11/26/1996	5/nr	5/nr	H	W	71-36	Wisc.-Green Bay
12/3/1996	4/nr	4/nr	H	W	79-63	Memphis
12/8/1996	4/5	4/5	H	L	93-94 (OT)	Georgia
12/15/1996	5/1	5/1	H	L	65-82	Stanford
12/18/1996	6/11	6/10	A	W	79-71	Texas Tech
12/21/1996	6/13	6/16	A	W	68-65 (OT)	Texas
12/29/1996	6/22	6/24	A	L	75-77	Arkansas
1/2/1997	8/nr	8/nr	A	W	64-52	St. Joseph's
1/5/1997	8/1	8/1	A77	L	57-72	Connecticut
1/7/1997	9/2	9/4	A	L	72-83	Old Dominion
1/12/1997	9/nr	9/nr	H	W	84-61	Kentucky
1/17/1997	9/nr	9/nr	H	W	72-60	Purdue
1/19/1997	9/7	9/7	A	W	92-79 (OT)	Vanderbilt
1/21/1997	8/19	9/nr	A	L	62-71	Florida
1/26/1997	8/4	9/4	A	W	63-60	Alabama
1/28/1997	9/nr	9/nr	H	W	94-83	DePaul
2/2/1997	9/nr	9/nr	H	W	74-72	Mississippi
2/4/1997	9/23	9/16	H	W	78-74	Wisconsin
2/9/1997	9/nr	9/nr	H	W	104-39	Mississippi St.
2/11/1997	8/nr	9/nr	H	W	90-59	S. Carolina
2/15/1997	8/nr	9/nr	A	W	76-63	Auburn
2/17/1997	8/15	8/13	H	W	64-59	Vanderbilt
2/22/1997	8/13	8/13	A	L	78-83	Louisiana St.
2/24/1997	8/6	11/5	A	L	80-98	La. Tech
SEC TOURNAMENT (3rd), Chattanooga, Tenn.						
2/28/1997	8/nr	11/nr	N65	W	75-48	S. Carolina
3/1/1997	8/9	11/9	N65	W	100-99 (OT)	Louisiana St.
3/2/1997	8/nr	11/nr	N65	L	59-61	Auburn
NCAA SUB-REGIONAL, Knoxville, Tenn.						
3/15/1997	10/nr	11/nr	H	W	91-54	Grambling St.
3/17/1997	10/nr	11/nr	H	W	76-59	Oregon
NCAA MIDWEST REGIONAL CHAMPIONSHIPS (1st), Iowa City, Iowa						
3/22/1997	10/18	11/21	N48	W	75-67	Colorado
3/24/1997	10/1	11/1	N48	W	91-81	Connecticut
NCAA FINAL FOUR (1st), Cincinnati, Ohio						
3/28/1997	10/15	11/14	N78	W	80-66	Notre Dame
3/30/1997	10/2	11/3	N78	W	68-59	Old Dominion

1997-98 (39-0, 14-0, 1st)

Final AP Ranking 1st
Final ESPN Ranking 1st
SEC Champions
SEC Tournament Champions
NCAA NATIONAL CHAMPIONS

Date	AP Rk	ESPN Rk	Site	W/L	Score	Opponent
11/4/1997			H	W-ex	111-54	Armed Forces
11/18/1997	1/nr	1/nr	H	W	92-54	Mississippi
11/21/1997	1/2	1/2	H	W	75-61	La. Tech
11/23/1997	1/nr	1/nr	A	W	73-32	UT-Martin
11/25/1997	1/nr	1/nr	H	W	92-52	Vermont
11/29/1997	1/11	1/10	N79	W	88-70	Stanford
11/30/1997	1/nr	1/nr	A	W	74-51	Portland
12/3/1997	1/nr	1/nr	H	W	98-64	Texas
12/6/1997	1/nr	1/nr	N80	W	93-61	George Mason
12/7/1997	1/nr	1/nr	A	W	78-28	Manhattan
12/12/1997	1/5	1/5	H61	W	78-68	Illinois
12/18/1997	1/nr	1/nr	N81	W	98-63	Akron
12/19/1997	1/nr	1/nr	N81	W	105-81	Texas A&M
12/20/1997	1/9	1/10	N81	W	87-66	Wisconsin
1/1/1998	1/25	1/nr	H	W	88-58	Arkansas
1/3/1998	1/3	1/3	H	W	84-69	Connecticut
1/6/1998	1/nr	1/nr	A	W	94-52	S. Carolina
1/10/1998	1/12	1/14	H	W	99-60	Florida
1/14/1998	1/19	1/19	A	W	96-71	Georgia
1/18/1998	1/nr	1/nr	A	W	93-65	Kentucky
1/20/1998	1/nr	1/nr	A	W	125-46	DePaul
1/25/1998	1/9	1/8	H	W	86-54	Vanderbilt
1/28/1998	1/17	1/17	H	W	102-43	Georgia
2/1/1998	1/nr	1/nr	H	W	73-66	Alabama
2/4/1998	1/nr	1/nr	A	W	91-45	Mississippi
2/7/1998	1/3	1/3	H	W	85-61	Old Dominion
2/9/1998	1/nr	1/nr	A	W	74-52	Mississippi St.
2/12/1998	1/nr	1/nr	A	W	91-65	Memphis
2/14/1998	1/nr	1/nr	H	W	79-63	Auburn
2/16/1998	1/14	1/16	A	W	91-60	Vanderbilt
2/22/1998	1/nr	1/nr	H	W	90-58	Louisiana St.
SEC TOURNAMENT (1st), Columbus, Ga.						
2/27/1998	1/nr	1/nr	N82	W	88-60	Mississippi St.
2/28/1998	1/14	1/13	N82	W	106-45	Vanderbilt
3/1/1998	1/20	1/19	N82	W	67-63	Alabama
NCAA SUB-REGIONAL, Knoxville, Tenn.						
3/14/1998	1/nr	1/nr	H	W	102-58	Liberty
3/16/1998	1/15	1/18	H	W	82-62	W. Kentucky
NCAA MIDEAST REGIONAL CHAMPIONSHIPS (1st), Nashville, Tenn.						
3/21/1998	1/nr	1/nr	N83	W	92-60	Rutgers
3/23/1998	1/7	1/7	N83	W	76-70	N. Carolina
NCAA FINAL FOUR (1st), Kansas City, Mo.						
3/27/1998	1/nr	1/nr	N84	W	86-58	Arkansas
3/29/1998	1/4	1/4	N84	W	93-75	La. Tech

1998-99 (31-3, 13-1 SEC, 1st)

Final AP Ranking 2nd
Final ESPN Ranking 4th
SEC Champions
SEC Tournament Champions
2nd NCAA East Regional

Date	AP Rk	ESPN Rk	Site	W/L	Score	Opponent
11/8/1998			H	W-ex	100-60	Visby (Sweden)
11/13/1998	1/nr	1/nr	H	W	94-57	Portland
11/15/1998	1/5	1/5	A85	L	68-78	Purdue
11/16/1998	4/nr	1/nr	H	W	108-63	St. Joseph's
11/28/1998	3/nr	3/nr	A	W	86-65	Texas
11/30/1998	3/2	3/2	A	W	92-73	La. Tech
12/3/1998	3/nr	3/nr	H	W	89-47	DePaul
12/6/1998	3/16	3/16	N86	W	74-60	Duke
12/17/1998	2/nr	2/nr	A	W	82-62	Arkansas
12/19/1998	2/nr	2/nr	H	W	98-62	Stanford
12/21/1998	2/8	2/8	H	W	100-77	UCLA
12/29/1998	2/nr	2/nr	A	W	92-51	Mississippi
1/3/1999	2/15	2/13	N87	W	68-54	Rutgers
1/7/1999	2/nr	2/nr	H	W	87-58	S. Carolina
1/10/1999	2/1	2/1	A	W	92-81	Connecticut
1/14/1999	1/4	1/4	H	W	102-69	Georgia
1/17/1999	1/nr	1/nr	H	W	98-60	Kentucky

YEAR-BY-YEAR RESULTS

1/19/1999	1/12	1/11	A	W	77-61	Old Dominion
1/21/1999	1/21	1/19	A	W	77-64	Florida
1/28/1999	1/4	1/4	A	W	95-79	Georgia
1/31/1999	1/23	1/21	A	W	85-73	Alabama
2/4/1999	1/nr	1/nr	H	W	96-58	Mississippi
2/6/1999	1/nr	1/nr	H	W	94-53	Mississippi St.
2/7/1999	1/nr	1/nr	A	W	66-60	Vanderbilt
2/14/1999	1/17	1/21	A	W	71-63	Auburn
2/16/1999	1/nr	1/nr	H	W	113-39	Memphis
2/18/1999	1/nr	1/nr	H	W	89-53	Vanderbilt
2/21/1999	1/24	1/24	A	L	69-72	Louisiana St.
SEC TOURNAMENT (1st), Chattanooga, Tenn.						
2/26/1999	2/nr	2/nr	N65	W	92-80	Florida
2/27/1999	2/24	2/nr	N65	W	80-69	Alabama
2/28/1999	2/14	2/12	N65	W	85-69	Georgia
NCAA SUB-REGIONAL, Knoxville, Tenn.						
3/13/1999	2/nr	2/nr	H	W	113-54	Appalachian St.
3/15/1999	2/nr	2/nr	H	W	89-62	Boston College
NCAA EAST REGIONAL CHAMPIONSHIPS (2nd), Greensboro, N.C.						
3/20/1999	2/13	2/15	N25	W	68-52	Virginia Tech
3/22/1999	2/10	2/11	N25	L	63-69	Duke
(Europe Tour)	**Site**	**W/L**	**Score**			**Opponent**
8/15/1999	A88	W-ex	71-68			Valenciennes-Orchies (France)
8/17/1999	A89	W-ex	104-37			Wetzikon BBC (Switzerland)
8/19/1999	A90	W-ex	126-50			Martigny BBC (Switzerland)
8/20/1999	A91	W-ex	66-57			Aix-En-Provence (France)
8/22/1999	A92	W-ex	114-45			Roque-Bruen (France)

1999-2000 (33-4, 13-1 SEC, 1st)

Final AP Ranking: 2nd
Final ESPN Ranking 2nd
SEC Champions
SEC Tournament Champions
2nd NCAA National Championships

Date	AP Rk	ESPN Rk	Site	W/L	Score	Opponent
11/2/1999			H	W-ex	82-63	FTC-Diego Budapest
11/7/1999			H	W-ex	65-64	U.S. National
11/14/1999	2/6	2/6	H69	L	64-69	La. Tech
11/19/1999	5/nr	2/nr	H	W	133-60	UT-Martin
11/26/1999	5/23	5/22	A	W	79-73	Stanford
11/28/1999	5/4	5/4	A	W	88-77	UCLA
12/2/1999	3/17	3/17	H	W	72-66	Purdue
12/5/1999	3/25	3/nr	A	W	85-62	Wisconsin
12/7/1999	2/nr	2/nr	A	W	92-69	Memphis
12/17/1999	2/nr	2/nr	A	W	100-66	DePaul
12/19/1999	2/nr	2/nr	A	W	82-59	St. Joseph's
12/30/1999	2/25	2/nr	H	W	106-76	Texas
1/3/2000	2/21	2/19	H	W	113-55	Old Dominion
1/6/2000	2/16	2/21	A	W	86-50	Louisiana St.
1/8/2000	2/1	2/1	H	L	67-74	Connecticut
1/10/2000	2/nr	2/nr	H	W	79-69	Arkansas
1/14/2000	2/nr	2/nr	A	W	92-76	South Carolina
1/17/2000	2/7	2/7	A	L	51-78	Georgia
1/23/2000	2/nr	2/nr	A	W	71-65	Kentucky
1/29/2000	4/8	4/8	N93	W	83-63	NC State
1/30/2000	4/nr	4/nr	H	W	77-48	Kentucky
2/2/2000	4/1	4/1	A	W	72-71	Connecticut
2/4/2000	4/nr	4/nr	H	W	78-52	Vanderbilt
2/6/2000	4/nr	4/nr	H	W	65-47	Alabama
2/10/2000	2/nr	3/nr	A	W	70-49	Mississippi
2/13/2000	2/nr	3/nr	H	W	97-78	Florida
2/17/2000	2/22	3/18	A	W	79-75	Mississippi St.
2/20/2000	2/9	3/9	H	W	80-48	Louisiana St.
2/24/2000	2/nr	3/nr	A	W	59-57	Vanderbilt
2/27/2000	2/11	3/14	H	W	76-61	Auburn
SEC TOURNAMENT (1st), Chattanooga, Tenn.						
3/3/2000	2/nr	3/nr	N65	W	91-79	Florida
3/4/2000	2/nr	3/nr	N65	W	61-53	Vanderbilt
3/5/2000	2/17	3/19	N65	W	70-67	Mississippi St.
NCAA SUB-REGIONAL, Knoxville, Tenn.						
3/18/2000	2/nr	2/nr	H	W	90-38	Furman
3/20/2000	2/21	2/20	H	W	75-60	Arizona
NCAA MIDEAST REGIONAL CHAMPIONSHIPS (1st), Memphis, Tenn.						
3/25/2000	2/19	2/19	N94	W	77-56	Virginia
3/27/2000	2/11	2/11	N94	W	57-44	Texas Tech
NCAA FINAL FOUR (2nd), Philadelphia, Pa.						
3/31/2000	2/8	2/8	N95	W	64-54	Rutgers
4/2/2000	2/1	2/1	N95	L	52-71	Connecticut

2000-01 (31-3, 14-0 SEC, 1st)

Final AP Ranking 3rd
Final ESPN Ranking 5th
SEC Champions

Date	AP Rk	ESPN Rk	Site	W/L	Score	Opponent
11/5/2000			H	W-ex	144-52	Dynamo Kiev
11/16/2000			H	W-ex	108-78	A. in A.
11/18/2000	2/nr	2/nr	H	W	94-52	DePaul
11/24/2000	2/nr	2/nr	N96	W	86-58	Clemson
11/25/2000	2/21	2/21	N96	W	111-62	Illinois
11/27/2000	2/nr	2/nr	A	W	83-61	TCU
12/3/2000	2/18	2/nr	H	W	90-66	Wisconsin
12/6/2000	2/nr	2/21	H	W	72-57	Boston College
12/10/2000	2/12	2/10	A	W	70-62	La. Tech
12/15/2000	2/nr	2/nr	H	W	98-60	Memphis
12/17/2000	2/15	2/22	H	W	63-58	Stanford
12/22/2000	2/15	2/22	A	W	67-59	Texas
12/27/2000	2/nr	2/nr	N97	W	67-63	Arizona State
12/30/2000	2/1	2/1	A77	L	76-81	Connecticut
1/2/2001	2/9	2/10	N87	W	58-51	Rutgers
1/4/2001	2/11	2/11	H	W	89-70	Louisiana St.
1/7/2001	2/nr	2/nr	A	W	76-61	Arkansas
1/11/2001	2/nr	2/nr	H	W	99-45	S. Carolina
1/15/2001	2/21	2/21	H	W	66-59	Mississippi St.
1/18/2001	2/4	2/4	H	W	85-69	Georgia
1/21/2001	2/nr	2/nr	A	W	110-38	Kentucky
1/23/2001	3/16	3/17	A	W	70-64	Vanderbilt
1/27/2001	3/nr	3/nr	H	W	83-39	Kentucky
1/28/2001	3/nr	3/nr	A	W	87-70	Old Dominion
2/1/2001	3/2	3/2	H	W	92-88	Connecticut
2/4/2001	3/nr	3/nr	A	W	97-75	Alabama
2/8/2001	2/nr	2/nr	H	W	119-52	Mississippi
2/11/2001	2/6	2/9	A	W	103-73	Florida
2/18/2001	2/13	2/12	A	W	75-73	Louisiana St.
2/22/2001	1/18	1/17	H	W	70-66	Vanderbilt
2/25/2001	1/nr	1/nr	A	W	63-49	Auburn
SEC TOURNAMENT (3rd), Memphis, Tenn.						
3/2/2001	1/nr	1/nr	N94	W	82-52	Alabama
3/3/2001	1/15	1/15	N94	L	74-77	Vanderbilt
NCAA SUB-REGIONAL, Knoxville, Tenn.						
3/16/2001	3/nr	3/nr	H	W	80-38	Austin Peay
3/18/2001	3/nr	3/nr	H	W	92-75	St. Mary's (CA)
NCAA MIDEAST REGIONAL CHAMPIONSHIPS (3rd), Birmingham, Ala.						
3/24/2001	3/12	3/11	N98	L	65-80	Xavier

2001-02 (29-5, 13-1 SEC, 1st)

Final AP Ranking 6th
Final ESPN Ranking 3rd
SEC Champions
3rd NCAA National Championships

Date	AP Rk	ESPN Rk	Site	W/L	Score	Opponent
11/4/2001			H	W-ex	108-69	Remus Austria
11/16/2001	2/nr	2/nr	A	W	97-57	Chattanooga
11/18/2001	2/nr	2/nr	H	W	106-66	USC
11/23/2001	2/5	2/5	H	W	90-75	La. Tech
11/27/2001	2/22	2/21	A	W	88-57	G. Washington
12/2/2001	2/8	2/9	N99	W	93-56	NC State
12/5/2001	2/nr	2/nr	A	W	75-66	Boston College
12/16/2001	2/6	2/5	A	W	68-62	Stanford
12/19/2001	2/nr	2/nr	A	W	80-66	DePaul
12/27/2001	2/9	2/9	N100	W	89-68	Duke
12/29/2001	2/nr	2/nr	A	W	92-66	Memphis
1/3/2002	2/15	2/16	A	W	88-64	Florida
1/5/2002	2/1	2/1	H	L	72-86	Connecticut
1/8/2002	2/25	3/nr	H	W	74-62	Old Dominion
1/10/2002	2/19	3/22	H	W	71-50	Auburn
1/13/2002	2/nr	3/nr	H	W	79-67	Louisiana St.
1/17/2002	2/8	3/8	A	W	80-61	S. Carolina
1/20/2002	2/nr	3/nr	H	W	82-57	Alabama
1/27/2002	2/22	2/22	A	W	66-53	Auburn
1/31/2002	2/12	2/15	H	W	86-66	Florida
2/2/2002	2/8	2/6	A	L	59-76	Vanderbilt
2/7/2002	3/nr	4/nr	H	W	93-65	Arkansas

YEAR-BY-YEAR RESULTS

2/10/2002	3/22	4/21	A	W	52-50	Georgia
2/12/2002	3/18	4/17	H	L	66-69	Texas
2/14/2002	3/nr	4/nr	A	W	80-78	Mississippi St.
2/16/2002	3/6	4/6	H	W	75-68	Vanderbilt
2/21/2002	4/nr	4/nr	A	W	86-69	Mississippi
2/24/2002	4/nr	4/nr	H	W	89-64	Kentucky
SEC TOURNAMENT (3rd), Nashville, Tenn.						
3/1/2002	3/24	3/24	N101	W	81-67	Georgia
3/2/2002	3/nr	3/nr	N101	L	80-81	Louisiana St.
NCAA FIRST AND SECOND ROUNDS, Knoxville, Tenn.						
3/15/2002	6/nr	6/nr	H	W	98-68	Georgia State
3/17/2002	6/nr	6/nr	H	W	89-50	Notre Dame
NCAA MIDWEST REGIONAL CHAMPIONSHIPS (1st), Ames, Iowa						
3/23/2002	6/nr	6/nr	N102	W	68-57	Brigham Young
3/25/2002	6/4	6/4	N102	W	68-63	Vanderbilt
NCAA FINAL FOUR (3rd), San Antonio, Texas						
3/29/2002	6/1	6/1	N103	L	56-79	Connecticut

2002-03 (33-5, 14-0 SEC, 1st)

Final AP Ranking 4th
Final ESPN Ranking 2nd
SEC Champions
2nd NCAA National Championships

Date	AP Rk	ESPN Rk	Site	W/L	Score	Opponent
11/3/2002			H	W-ex	116-50	Stockholm Human Rights (08)
11/10/2002	2/22	2/19	H	W	94-68	Oklahoma
11/16/2002			H	W-ex	95-76	Premier Players
11/24/2002	2/1	2/1	N104	L	55-76	Duke
11/26/2002	4/21	5/24	H	W	83-61	G. Washington
11/29/2002	4/nr	5/nr	A	W	136-26	Puerto Rico Mayaguez
11/30/2002	4/nr	5/nr	N105	W	96-44	Army
12/1/2002	4/nr	5/nr	N105	W	75-40	Saint Louis
12/4/2002	4/15	5/13	A	W	60-35	La. Tech
12/14/2002	4/nr	5/nr	A	W	71-39	USC
12/18/2002	4/5	4/5	H	W	71-56	Stanford
12/21/2002	4/22	4/21	A	L	62-63	Texas
12/28/2002	5/12	5/12	N106	W	77-61	Notre Dame
1/4/2003	5/3	5/2	A	L	62-63 (OT)	UConn
1/7/2003	5/nr	5/nr	A	W	91-63	Old Dominion
1/12/2003	5/nr	5/nr	H	W	81-72	Auburn
1/14/2003	5/25	5/24	H	W	76-57	DePaul
1/16/2003	5/nr	5/nr	A	W	88-45	Alabama
1/19/2003	5/nr	5/nr	A	W	94-53	Florida
1/23/2003	4/15	4/14	H	W	97-78	S. Carolina
1/26/2003	4/14	4/13	H	W	82-68	Mississippi St.
1/30/2003	4/12	4/11	A	W	92-79	Arkansas
2/2/2003	4/17	4/17	A	W	81-67	Vanderbilt
2/6/2003	3/nr	3/nr	H	W	86-43	Mississippi
2/9/2003	3/nr	3/nr	H	W	79-40	Florida
2/11/2003	3/nr	3/nr	H	W	86-72	TCU
2/16/2003	3/nr	3/nr	A	W	59-56	Auburn
2/20/2003	3/13	3/16	H	W	87-60	Georgia
2/23/2003	3/4	3/4	A	W	68-65	Louisiana St.
2/27/2003	3/17	3/18	H	W	91-71	Vanderbilt
3/2/2003	3/nr	3/nr	A	W	84-69	Kentucky
SEC TOURNAMENT (2nd), N. Little Rock, Ark.						
3/7/2003	3/nr	3/nr	N107	W	66-51	Auburn
3/8/2003	3/10	3/11	N107	W	76-75	Mississippi St.
3/9/2003	3/6	3/5	N107	L	62-78	Louisiana St.
NCAA FIRST AND SECOND ROUNDS, Knoxville, Tenn.						
3/22/2003	4/nr	4/nr	H	W	95-43	Alabama St.
3/24/2003	4/nr	4/nr	H	W	81-51	Virginia
NCAA MIDEAST REGIONAL CHAMPIONSHIPS (1st), Knoxville, Tenn.						
3/29/2003	4/15	4/16	H	W	86-58	Penn State
3/31/2003	4/11	4/12	H	W	73-49	Villanova
NCAA FINAL FOUR (2nd), Atlanta, Ga.						
4/6/2003	4/2	4/1	N108	W	66-56	Duke
4/8/2003	4/1	4/2	N108	L	68-73	Connecticut
(Europe Tour)	**Site**	**W/L**	**Score**			**Opponent**
8/10/2003	N109	W-ex	58-13			Pesaro (Italy)
8/13/2003	A110	L-ex	79-85			Greek National Tm.
8/14/2003	N110	L-ex	67-69			Bulgarian Ntnl. Tm.
8/15/2003	N110	W-ex	88-74			Romanian Ntnl. Tm.
8/16/2003	A110	W-ex	59-50			Greek National Tm.

2003-04 (31-4, 14-0 SEC, 1st)

Final AP Ranking 2nd
Final ESPN Ranking 2nd
SEC Champions
2nd NCAA National Championships

Date	AP Rk	ESPN Rk	Site	W/L	Score	Opponent
11/9/2003			H	W-ex	86-57	W. Coast All-Stars
11/18/2003			H	W-ex	88-64	AIA
11/23/2003	3/nr	3/nr	H	W	83-52	Chattanooga
11/30/2003	3/17	3/17	H	W	83-59	Notre Dame
12/7/2003	3/10	3/11	H	W	85-65	La. Tech
12/11/2003	2/nr	2/25	H	W	59-49	Rutgers
12/14/2003	2/6	2/5	A	W	70-66 (OT)	Stanford
12/17/2003	2/nr	2/nr	A	W	96-89 (OT)	DePaul
12/21/2003	2/13	2/15	A	W	71-55	Oklahoma
12/28/2003	2/5	2/5	H	L	60-70	Texas
12/30/2003	5/nr	5/nr	A	W	65-51	G. Washington
1/2/2004	5/19	5/19	A	W	74-66	TCU
1/4/2004	5/nr	5/nr	H	W	66-42	Old Dominion
1/8/2004	5/nr	5/nr	H	W	83-44	Arkansas
1/11/2004	5/nr	5/nr	A	W	61-53	Mississippi St.
1/15/2004	5/nr	5/nr	A	W	86-58	S. Carolina
1/18/2004	5/nr	5/nr	H	W	72-51	Alabama
1/22/2004	2/nr	2/nr	H	W	79-54	Vanderbilt
1/24/2004	2/1	2/1	A	W	72-69	Duke
1/29/2004	1/nr	1/nr	A	W	81-72	Kentucky
2/1/2004	1/22	1/25	H	W	68-61 (OT)	Auburn
2/5/2004	1/4	1/3	H	L	67-81	Connecticut
2/8/2004	1/nr	1/nr	H	W	72-58	S. Carolina
2/12/2004	3/19	3/17	A	W	70-67	Georgia
2/15/2004	3/nr	3/nr	A	W	94-88	Vanderbilt
2/19/2004	3/nr	3/nr	H	W	88-79	Florida
2/22/2004	3/nr	3/nr	A	W	85-69	Mississippi
2/26/2004	2/nr	2/nr	A	W	93-71	Arkansas
2/29/2004	2/15	2/17	H	W	85-62	Louisiana St.
SEC TOURNAMENT (3rd), Nashville, Tenn.						
3/5/2004	1/nr	1/nr	N101	W	67-57	Mississippi St.
3/6/2004	1/20	1/16	N101	L	66-68 (OT)	Georgia
NCAA FIRST AND SECOND ROUNDS, Tallahassee, Fla.						
3/20/2004	2/nr	3/nr	N111	W	77-54	Colgate
3/22/2004	2/nr	3/25	N111	W	79-59	DePaul
NCAA MIDWEST REGIONAL CHAMPIONSHIPS (1st), Norman, Okla.						
3/28/2004	2/15	3/17	N112	W	71-69	Baylor
3/30/2004	2/10	3/8	N112	W	62-60	Stanford
NCAA FINAL FOUR (2nd), New Orleans, La.						
4/4/2004	2/19	3/19	N113	W	52-50	Louisiana St.
4/6/2004	2/6	3/6	N113	L	61-70	Connecticut

2004-05 (30-5, 13-1 SEC, 2nd)

Final AP Ranking 3rd
Final ESPN Ranking 4th
SEC Tournament Champions
3rd NCAA National Championships

Date	AP Rk	ESPN Rk	Site	W/L	Score	Opponent
11/11/2004			H	W-ex	105-47	Carson-Newman
11/14/2004			H	W-ex	77-36	W. Coast All-Stars
11/19/2004	1/nr	1/nr	A	W	68-34	Chattanooga
11/21/2004	1/nr	1/nr	A	W	64-54	NC State
11/23/2004	1/nr	1/nr	H	W	71-41	G. Washington
11/25/2004	1/4	1/4	A	L	59-74	Texas
11/28/2004	1/nr	1/nr	H	W	52-48	Temple
12/2/2004	4/10	5/9	H	L	57-59	Duke
12/12/2004	9/15	9/15	H	W	78-63	DePaul
12/15/2004	9/nr	10/nr	A	W	70-59	La. Tech
12/19/2004	9/nr	10/nr	H	W	82-55	TCU
12/21/2004	9/2	10/2	H	W	70-67	Stanford
12/29/2004	8/24	8/nr	A	L	51-65	Rutgers
1/2/2005	8/nr	8/nr	A	W	68-58	Old Dominion
1/8/2005	10/15	10/14	A	W	68-67	Connecticut
1/13/2005	8/nr	10/nr	H	W	72-54	Arkansas
1/16/2005	8/17	10/15	A	W	79-65	Vanderbilt
1/20/2005	7/nr	9/nr	A	W	81-71	Auburn
1/23/2005	7/nr	9/nr	H	W	67-49	Kentucky
1/27/2005	5/nr	6/nr	A	W	68-53	S. Carolina
1/31/2005	5/18	5/19	H	W	77-70	Georgia
2/3/2005	5/nr	5/nr	A	W	91-82 (OT)	Florida

YEAR-BY-YEAR RESULTS

2/6/2005	5/nr	5/nr	H	W	99-67	Mississippi
2/10/2005	5/1	5/1	A	L	58-68	Louisiana St.
2/13/2005	5/21	5/20	H	W	72-63	Vanderbilt
2/17/2005	6/nr	6/nr	H	W	74-44	S. Carolina
2/20/2005	6/nr	6/nr	A	W	84-71	Arkansas
2/24/2005	5/nr	5/nr	H	W	78-56	Mississippi St.
2/27/2005	5/nr	5/nr	A	W	94-81	Alabama
SEC TOURNAMENT (1st), Greenville, S.C.						
3/4/2005	5/nr	4/nr	N114	W	64-54	Auburn
3/5/2005	5/18	4/17	N114	W	76-73	Vanderbilt
3/6/2005	5/1	4/1	N114	W	67-65	Louisiana St.
NCAA FIRST AND SECOND ROUNDS, Knoxville, Tenn.						
3/20/2005	3/nr	3/nr	H	W	94-43	W. Carolina
3/22/2005	3/nr	3/nr	H	W	75-54	Purdue
NCAA PHILADELPHIA REGIONAL CHAMPIONSHIPS (1st), Philadelphia						
3/27/2005	3/14	3/14	N115	W	75-59	Texas Tech
3/29/2005	3/9	3/10	N115	W	59-49	Rutgers
NCAA FINAL FOUR (3rd), Indianapolis, Ind.						
4/3/2005	3/6	3/5	N116	L	64-68	Michigan St.

2005-06 (31-5, 11-3 SEC, 2nd)

Final AP Ranking 6th
Final ESPN Ranking 5th
SEC Tournament Champions
2nd NCAA Cleveland Regional

Date	AP Rk	ESPN Rk	Site	W/L	Score	Opponent
11/6/2005			H	W-ex	131-40	Dalhousie
11/10/2005			H	W-ex	101-55	Carson-Newman
11/20/2005	2/nr	1/nr	H	W	83-33	Stetson
11/21/2005	2/nr	1/nr	H	W	92-50	Chattanooga
11/24/2005	2/9	1/9	N117	W	83-55	Michigan St.
11/25/2005	2/nr	1/nr	N117	W	79-65	Gonzaga
11/26/2005	2/10	1/10	N117	W	80-75	Maryland
12/1/2005	2/16	1/18	H	W	102-61	Texas
12/4/2005	2/12	1/11	A	W	74-67	Stanford
12/7/2005	1/nr	1/nr	A	W	59-43	G. Washington
12/15/2005	1/nr	1/nr	H	W	83-59	La. Tech
12/20/2005	1/nr	1/nr	H	W	107-39	Princeton
12/28/2005	1/22	1/21	A	W	75-50	Temple
12/31/2005	1/12	1/11	A	W	62-51	Notre Dame
1/2/2006	1/nr	1/nr	H	W	83-67	Old Dominion
1/4/2006	1/nr	1/nr	A	W	66-51	S. Carolina
1/7/2006	1/7	1/7	H	W	89-80	Connecticut
1/12/2006	1/13	1/17	H	W	94-85	Georgia
1/15/2006	1/nr	1/nr	A	W	79-56	Mississippi St.
1/19/2006	1/19	1/19	A	W	80-68	Vanderbilt
1/23/2006	1/2	1/2	A	L	53-75	Duke
1/26/2006	1/nr	3/nr	A	L	63-66	Kentucky
1/29/2006	1/nr	3/nr	H	W	89-54	Alabama
2/2/2006	5/nr	5/nr	A	W	78-63	Mississippi
2/5/2006	5/nr	5/nr	H	W	77-37	Arkansas
2/9/2006	5/3	5/4	H	L	69-72	Louisiana St.
2/12/2006	5/22	5/20	H	W	70-67	Vanderbilt
2/16/2006	5/13	5/13	A	W	58-55	Georgia
2/19/2006	5/nr	5/nr	A	W	82-65	Alabama
2/23/2006	5/nr	5/nr	H	W	81-56	Auburn
2/26/2006	5/nr	5/nr	H	L	93-95 (OT)	Florida
SEC TOURNAMENT (1st), N. Little Rock, Ark.						
3/3/2006	8/nr	9/nr	N107	W	77-45	Auburn
3/4/2006	8/12	9/12	N107	W	89-79	Georgia
3/5/2006	8/3	9/3	N107	W	63-62	Louisiana St.
NCAA FIRST AND SECOND ROUNDS, Norfolk, Va.						
3/19/2006	6/nr	6/nr	N118	W	102-54	Army
3/21/2006	6/nr	6/nr	N118	W	66-53	G.Washington
NCAA CLEVELAND REGIONAL CHAMPIONSHIPS (2nd), Cleveland, Ohio						
3/26/2006	6/9	6/9	N93	W	76-69	Rutgers
3/28/2006	6/1	6/1	N93	L	63-75	N. Carolina

2006-07 (34-3, 14-0 SEC, 1st)

Final AP Ranking 3rd
Final ESPN Ranking 1st
SEC Champions
NCAA NATIONAL CHAMPIONS

Date	AP Rk	ESPN Rk	Site	W/L	Score	Opponent
11/1/2006			H	W-ex	104-49	Carson-Newman
11/5/2006			H	W-ex	101-51	Houston Jaguars
11/12/2006	5/nr	5/nr	H	W	102-72	Chattanooga
11/16/2006	5/20	4/21	H	W	83-60	UCLA
11/19/2006	5/11	4/11	A	W	83-74	Arizona State
11/24/2006	4/11	4/11	H	W	77-60	Stanford
11/26/2006	4/nr	4/nr	H	W	88-64	MTSU
11/28/2006	4/nr	4/nr	A	W	71-50	La. Tech
12/3/2006	4/2	4/2	A	L	57-70	N. Carolina
12/5/2006	6/nr	5/nr	H	W	85-29	UT-Martin
12/7/2006	6/21	5/19	H	W	85-62	G. Washington
12/17/2006	5/23	5/24	A	W	67-46	Texas
12/20/2006	5/nr	5/nr	H	W	66-51	West Virginia
12/22/2006	5/nr	5/nr	A	W	75-59	Old Dominion
12/30/0206	4/nr	4/nr	H	W	78-54	Notre Dame
1/3/2007	4/nr	4/nr	H	W	72-36	Alabama
1/6/2007	4/5	4/5	A	W	70-64	Connecticut
1/11/2007	4/nr	4/nr	A	W	80-58	Florida
1/14/2007	4/15	4/15	A	W	52-41	Georgia
1/18/2007	4/nr	4/nr	H	W	73-44	Mississippi St.
1/22/2007	4/1	4/1	H	L	70-74	Duke
1/25/2007	4/15	4/14	A	W	67-57	Vanderbilt
1/28/2007	4/nr	4/nr	A	W	80-51	Alabama
2/1/2007	3/nr	3/nr	H	W	72-36	S. Carolina
2/5/2007	3/9	3/14	H	W	73-57	Georgia
2/8/2007	3/nr	3/nr	A	W	72-62	Auburn
2/11/2007	3/nr	3/nr	H	W	84-62	Kentucky
2/15/2007	3/nr	3/nr	H	W	81-69	Mississippi
2/19/2007	2/7	3/7	A	W	56-51	La. State
2/22/2007	2/nr	2/nr	A	W	75-68 (OT)	Arkansas
2/25/2007	2/12	2/12	H	W	73-53	Vanderbilt
SEC TOURNAMENT (3rd), Duluth, Ga.						
3/2/2007	2/nr	2/nr	N119	W	81-63	S. Carolina
3/3/2007	2/11	2/10	N119	L	54-63	Louisiana St.
NCAA FIRST AND SECOND ROUNDS, Pittsburgh, Pa.						
3/18/2007	3/nr	4/nr	N120	W	76-37	Drake
3/20/2007	3/nr	4/nr	A	W	68-54	Pittsburgh
NCAA DAYTON REGIONAL CHAMPIONSHIPS (1st), Dayton, Ohio						
3/25/2007	3/nr	4/nr	N121	W	65-46	Marist
3/27/2007	3/nr	4/nr	N121	W	98-62	Mississippi
NCAA FINAL FOUR (1st), Cleveland, Ohio						
4/1/2007	3/2	4/2	N93	W	56-50	N. Carolina
4/3/2007	3/15	4/18	N93	W	59-46	Rutgers

2007-08 (36-2, 13-1 SEC, 2nd)

Final AP Ranking 3rd
Final ESPN Ranking 1st
SEC Tournament Champions
NCAA NATIONAL CHAMPIONS

Date	AP Rk	ESPN Rk	Site	W/L	Score	Opponent
11/4/2007			H	L-ex	72-83	U.S. National
11/8/2007			H	W-ex	91-30	Carson-Newman
11/11/2007	1/nr	1/nr	H	W	76-56	Chattanooga
11/15/2007	1/9	1/8	N122	W	70-67	Oklahoma
11/18/2007	1/21	1/22	H	W	92-67	Texas
11/21/2007	1/15	1/17	N123	W	67-49	West Virginia
11/26/2007	1/nr	1/nr	H	W	81-60	La. Tech
12/2/2007	1/5	1/4	H	W	83-79	N. Carolina
12/5/2007	1/25	1/nr	H	W	83-51	Old Dominion
12/13/2007	1/nr	1/nr	H	W	84-61	MTSU
12/16/2007	1/nr	1/nr	H	W	96-73	Gonzaga
12/19/2007	1/nr	1/nr	A	W	82-70	UCLA
12/22/2007	1/5	1/4	A	L	69-73 (OT)	Stanford
1/2/2008	3/15	3/15	A	W	102-68	DePaul
1/5/2008	3/14	3/14	A	W	87-63	Notre Dame
1/10/2008	2/22	2/20	H	W	85-52	Auburn
1/13/2008	2/nr	2/nr	A	W	71-48	S. Carolina
1/17/2008	2/nr	2/nr	A	W	65-40	Kentucky
1/20/2008	2/nr	2/nr	H	W	79-63	Vanderbilt
1/24/2008	2/nr	2/nr	H	W	98-55	Arkansas
1/28/2008	2/9	2/10	A	W	67-64	Duke
1/31/2008	2/nr	2/nr	A	W	68-44	Mississippi
2/3/2008	2/nr	2/nr	H	W	79-51	Kentucky
2/7/2008	2/nr	2/nr	A	W	87-69	Mississippi St.
2/11/2008	1/5	1/7	H	W	59-58	Rutgers
2/14/2008	1/7	1/7	H	L	62-78	Louisiana St.
2/17/2008	1/25	1/nr	A	W	81-68	Vanderbilt
2/21/2008	3/nr	3/nr	A	W	85-58	Alabama

YEAR-BY-YEAR RESULTS

2/24/2008	3/nr	3/nr	H	W	72-46	Mississippi St.
2/28/2008	3/nr	3/nr	H	W	88-61	Florida
3/2/2008	3/22	3/20	A	W	72-63	Georgia
SEC TOURNAMENT (1st), Nashville, Tenn.						
3/7/2008	3/nr	3/nr	N101	W	92-61	Florida
3/8/2008	3/21	3/22	N101	W	63-48	Vanderbilt
3/9/2008	3/7	3/6	N101	W	61-55	Louisiana St.
NCAA FIRST AND SECOND ROUNDS, West Lafayette, Ind.						
3/23/2008	3/nr	3/nr	N124	W	94-55	Oral Roberts
3/25/2008	3/nr	3/nr	A124	W	78-52	Purdue
NCAA OKLAHOMA CITY REGIONAL CHAMP. (1st), Oklahoma City, Okla.						
3/30/2008	3/15	3/19	N125	W	74-64	Notre Dame
4/1/2008	3/8	3/9	N125	W	53-45	Texas A&M
NCAA FINAL FOUR (1st), Tampa, Fla.						
4/6/2008	3/6	3/5	N122	W	47-46	Louisiana St.
4/8/2008	3/4	3/4	N122	W	64-48	Stanford

2008-09 (22-11, 9-5 SEC, T4th)

Final AP Ranking 18th
Final ESPN Ranking not ranked
NCAA First Round

Date	AP Rk	ESPN Rk	Site	W/L	Score	Opponent
11/6/2008			H	W-ex	135-55	Carson-Newman
11/9/2008			H	W-ex	85-50	Love & Basketball
11/15/2008	7/nr	6/nr	H	W	68-39	San Francisco
11/17/2008	5/16	6/15	H	L	82-83	Virginia
11/21/2008	5/nr	13/nr	A	W	66-63	Chattanooga
11/23/2008	5/nr	13/nr	H	W	94-59	La. Tech
11/25/2008	9/nr	12/nr	H	W	83-56	W. Carolina
11/30/2008	9/nr	12/nr	H	W	88-67	DePaul
12/2/2008	7/nr	9/nr	A	W	71-59	G. Washington
12/11/2008	7/nr	10/nr	H	W	81-52	MTSU
12/14/2008	7/6	10/5	A	L	59-73	Texas
12/18/2008	11/nr	13/nr	A	W	81-76	Old Dominion
12/21/2008	11/3	13/4	H	W	79-69 (OT)	Stanford
12/30/2008	8/nr	12/nr	A	W	77-58	Gonzaga
1/3/2009	8/15	12/14	A	W	55-51	Rutgers
1/8/2009	7/nr	11/nr	H	W	69-64	Kentucky
1/11/2009	7/24	11/24	A	L	58-74	Vanderbilt
1/15/2009	13/nr	13/nr	A	W	63-56	Mississippi St.
1/18/2009	13/nr	13/nr	H	W	68-56	S. Carolina
1/22/2009	10/nr	12/nr	A	W	76-67	Arkansas
1/25/2009	10/6	12/5	A	L	68-82	Auburn
1/29/2009	13/nr	15/nr	H	W	60-59	Mississippi
2/2/2009	12/2	15/2	A125	L	70-80	Oklahoma
2/5/2009	12/nr	17/nr	H	W	73-43	Georgia
2/8/2009	12/11	17/13	A	L	57-66	Florida
2/12/2009	15/nr	17/nr	H	W	80-61	Alabama
2/16/2009	13/7	18/10	H	L	54-62	Duke
2/19/2009	13/nr	18/nr	A	L	56-66	Kentucky
2/22/2009	13/nr	19/nr	H	W	82-68	Mississippi St.
2/26/2009	18/nr	23/nr	A	L	61-63	Louisiana St.
3/1/2009	18/19	23/21	H	W	75-66	Vanderbilt
SEC TOURNAMENT (3rd), N. Little Rock, Ark.						
3/5/2009	19/nr	24/nr	N107	W	68-49	Alabama
3/6/2009	19/21	24/18	N107	W	71-67	Florida
3/7/2009	19/6	24/5	N107	L	58-78	Auburn
NCAA FIRST ROUND, Bowling Green, Ky.						
3/22/2009	18/nr	23/nr	N45	L	55-71	Ball State

2009-10 (32-3, 15-1 SEC, 1st)

Final AP Ranking 3rd
Final ESPN Ranking 8th
SEC Champions
SEC Tournament Champions

Date	AP Rk	ESPN Rk	Site	W/L	Score	Opponent
11/5/2009			H	W-ex	124-34	Carson-Newman
11/9/2009			H	W-ex	79-46	Delta State
11/15/2009	8/7	9/4	H	W	74-65	Baylor
11/17/2009	6/nr	5/nr	N126	W	91-53	Texas Tech
11/22/2009	6/12	5/17	A	W	77-63	Virginia
11/25/2009	6/nr	5/nr	A	W	69-52	MTSU
11/28/2009	6/nr	5/nr	H	W	61-47	UCLA
12/1/2009	6/nr	5/nr	H	W	93-53	G. Washington
12/6/2009	6/17	5/17	H	W	78-58	Texas
12/13/2009	4/nr	3/nr	N87	W	68-54	Rutgers
12/16/2009	3/nr	3/nr	H	W	86-56	Louisville
12/19/2009	3/2	3/2	A	L	52-67	Stanford
12/22/2009	4/nr	4/nr	A	W	89-34	San Francisco
12/30/2009	4/nr	4/nr	H	W	102-62	Old Dominion
1/3/2010	4/14	4/15	H	W	96-75	Oklahoma
1/7/2010	4/nr	4/nr	H	W	79-62	S. Carolina
1/10/2010	4/nr	4/nr	A	W	75-48	Mississippi St.
1/14/2010	4/nr	4/nr	A	W	66-64	Florida
1/17/2010	4/nr	4/22	H	W	64-57	Vanderbilt
1/21/2010	3/8	3/8	A	L	50-53	Georgia
1/24/2010	3/18	3/19	A	W	55-43	LSU
1/28/2010	5/nr	5/nr	H	W	85-56	Auburn
1/31/2010	5/nr	5/nr	A	W	60-55	S. Carolina
2/4/2010	5/nr	5/nr	H	W	74-57	Arkansas
2/8/2010	5/nr	5/22	A	W	69-60	Vanderbilt
2/11/2010	5/nr	5/nr	A	W	61-58	Mississippi
2/14/2010	5/nr	5/nr	H	W	83-44	Florida
2/18/2010	5/nr	5/nr	A	W	74-67	Alabama
2/22/2010	4/20	4/nr	H	W	70-61	LSU
2/25/2010	4/16	4/14	H	W	81-65	Kentucky
2/28/2010	4/nr	4/nr	H	W	75-63	Mississippi
SEC TOURNAMENT (1st), Duluth, Ga.						
3/5/2010	4/nr	4/nr	N119	W	76-51	Mississippi
3/6/2010	4/nr	4/nr	N119	W	68-49	Vanderbilt
3/7/2010	4/19	4/18	N119	W	70-62	Kentucky
NCAA FIRST AND SECOND ROUNDS, Knoxville, Tenn.						
3/20/2010	3/nr	3/nr	H	W	75-42	Austin Peay
3/22/2010	3/nr	3/nr	H	W	92-64	Dayton
NCAA MEMPHIS REGIONAL CHAMPIONSHIPS (3rd), Memphis, Tenn.						
3/27/2010	3/14	3/18	N127	L	62-77	Baylor

2010-11 (34-3, 16-0 SEC, 1st)

Final AP Ranking 4th
Final ESPN Ranking 6th
SEC Champions
SEC Tournament Champions
2nd NCAA Dayton Regional

Date	AP Rk	ESPN Rk	Site	W/L	Score	Opponent
11/2/2010			H	W-ex	110-60	Carson-Newman
11/7/2010			H	W-ex	86-53	Union (Tenn.)
11/12/2010	4/nr	4/nr	A	W	63-50	Louisville
11/15/2010	4/nr	4/nr	H	W	103-43	Chattanooga
11/18/2010	4/nr	4/nr	H	W	85-73	Virginia
11/21/2010	4/nr	4/nr	H	W	80-64	Arizona State
11/25/2010	4/nr	4/nr	N117	W	82-44	Missouri
11/26/2010	4/nr	4/nr	N117	W	66-42	Georgia Tech
11/27/2010	4/12	4/13	N117	L	58-69	Georgetown
12/1/2010	9/nr	8/nr	H	W	99-55	Lamar
12/5/2010	9/nr	8/nr	A	W	74-44	Old Dominion
12/12/2010	8/21	7/24	A	W	92-77	Texas
12/14/2010	6/2	6/3	A	L	54-65	Baylor
12/19/2010	6/3	6/2	H	Wot	82-72	Stanford
12/22/2010	5/nr	6/nr	H	W	102-53	ETSU
12/30/2010	5/nr	6/nr	H	W	87-51	Rutgers
1/2/2011	5/nr	6/nr	A	W	73-65	LSU
1/6/2011	5/nr	6/nr	H	W	110-45	Alabama
1/9/2011	5/nr	6/nr	H	W	86-46	Mississippi
1/13/2011	5/nr	6/nr	A	W	83-40	Florida
1/15/2011	5/nr	6/nr	H	W	68-56	Vanderbilt
1/20/2011	5/nr	6/nr	A	W	71-56	S. Carolina
1/23/2011	5/nr	6/nr	A	W	73-53	Auburn
1/27/2011	5/nr	6/nr	H	W	81-55	Mississippi St.
1/30/2011	5/nr	6/nr	A	W	72-53	Arkansas
2/7/2011	4/15	4/18	A	W	73-67	Kentucky
2/10/2011	4/nr	4/nr	H	W	61-39	Florida
2/13/2011	4/nr	4/nr	A	W	66-57	Vanderbilt
2/17/2011	4/nr	4/nr	H	W	82-60	S. Carolina
2/21/2011	4/22	4/rv	H	W	77-44	Georgia
2/24/2011	4/nr	4/nr	A	W	66-39	Mississippi
2/27/2011	4/nr	4/nr	H	W	80-60	LSU
SEC TOURNAMENT (1st), Duluth, Ga.						
3/4/2011	4/nr	4/nr	N128	W	92-75	Florida
3/5/2011	4/nr	4/nr	N128	W	82-58	Georgia
3/6/2011	4/16	4/16	N128	W	90-65	Kentucky
NCAA FIRST AND SECOND ROUNDS, Knoxville, Tenn.						
3/19/2011	4/nr	4/nr	H	W	99-34	Stetson

YEAR-BY-YEAR RESULTS

3/21/2011	4/23	4/25	H	W	79-70	Marquette
NCAA DAYTON REGIONAL CHAMPIONSHIPS (2nd), Dayton, Ohio						
3/26/2011	4/18	4/24	N121	W	85-75	Ohio State
3/28/2011	4/9	4/7	N121	L	59-73	Notre Dame

2011-12 (27-9, 12-4 SEC, 2nd)

Final AP Ranking 9th
Final ESPN/USA Today Ranking 7th
SEC Tournament Champions
2nd Des Moines Regional

Date	AP Rk	ESPN Rk	Site	W/L	Score	Opponent
11/1/2011			H	W-ex	105-40	Carson-Newman
11/8/2011			H	W-ex	93-45	Union
11/13/2011	3/nr	3/nr	H	W	89-57	Pepperdine
11/15/2011	3/7	3/7	H	W	92-76	Miami (Fla.)
11/20/2011	3/nr	3/nr	A	L	64-69 (OT)	Virginia
11/27/2011	6/1	7/1	H	L	67-76	Baylor
11/29/2011	8/nr	8/nr	H	W	82-43	MTSU
12/4/2011	8/21	8/22	H	W	73-57	Texas
12/11/2011	7/20	8/21	N87	W	84-61	DePaul
12/13/2011	6/11	6/11	A	W	67-61	Rutgers
12/17/2011	6/nr	6/nr	A	W	85-64	UCLA
12/20/2011	6/4	6/4	A	L	80-97	Stanford
12/28/2011	7/nr	8/nr	H	W	90-37	Old Dominion
1/1/2012	7/nr	8/nr	A	W	73-52	Auburn
1/3/2012	6/nr	7/nr	H	W	90-47	Chattanooga
1/5/2012	6/16	7/15	H	W	80-51	Georgia
1/8/2012	6/nr	7/nr	A	W	69-38	Arkansas
1/12/2012	6/9	7/8	A	L	60-61	Kentucky
1/15/2012	6/25	7/24	H	W	87-64	Vanderbilt
1/19/2012	9/nr	9/nr	H	W	65-56	LSU
1/23/2012	7/2	9/2	A	L	44-72	Notre Dame
1/26/2012	7/nr	9/nr	A	W	86-56	Alabama
1/29/2012	7/17	9/15	A	W	67-50	Georgia
2/2/2012	8/nr	8/nr	H	L	60-64	S. Carolina
2/5/2012	8/nr	8/nr	H	W	82-61	Auburn
2/9/2012	11/nr	11/25	A	L	79-93	Vanderbilt
2/13/2012	13/7	10/7	H	W	91-54	Kentucky
2/16/2012	13/nr	10/nr	A	W	57-41	Mississippi St.
2/19/2012	13/nr	10/nr	A	W	66-56	Mississippi
2/23/2012	10/nr	9/nr	H	L	71-72 (OT)	Arkansas
2/26/2012	10/nr	9/nr	H	W	75-59	Florida
SEC TOURNAMENT (1st), Nashville, Tenn.						
3/2/2012	13/nr	10/nr	N101	W	68-57	Vanderbilt
3/3/2012	13/25	10/nr	N101	W	74-58	S. Carolina
3/4/2012	13/nr	10/nr	N101	W	70-58	LSU
NCAA FIRST AND SECOND ROUNDS, Chicago, Ill.						
3/17/2012	9/nr	7/nr	N128	W	72-49	UT-Martin
3/19/2012	9/nr	7/23	A	W	63-48	DePaul
NCAA DES MOINES REGIONAL CHAMP. (2nd), Des Moines, Iowa						
3/24/2012	9/nr	7/nr	N129	W	84-73	Kansas
3/26/2012	9/1	7/1	N129	L	58-77	Baylor

HOLLY WARLICK (2 YEARS, 56-14)

2012-13 (27-8, 14-2 SEC, 1st)

Final AP Ranking 10th
Final USA Today Coaches Ranking 9th
SEC Champions
2nd NCAA Oklahoma City Regional

Date	AP Rk	ESPN Rk	Site	W/L	Score	Opponent
11/1/2012			H	W-ex	104-44	Carson-Newman
11/4/2012			H	W-ex	118-44	Coker
11/9/2012	20/nr	16/nr	A	L	71-80	Chattanooga
11/11/2012	20/22	16/20	A	W	71-54	Georgia Tech
11/15/2012	24/nr	24/nr	H	W	101-48	Rice
11/18/2012	24/23	20/23	A	W	79-67	Miami (Fla.)
11/25/2012	20/nr	15/nr	H	W	90-37	Alcorn State
11/28/2012	16/nr	14/nr	H	W	88-81 (OT)	MTSU
12/2/2012	16/22	14/nr	H	W	102-57	N. Carolina
12/16/2012	13/18	12/20	A	W	94-75	Texas
12/18/2012	10/3	11/3	A	L	53-76	Baylor
12/22/2012	10/1	11/1	H	L	60-73	Stanford
12/28/2012	13/nr	15/nr	H	W	75-40	Davidson
12/30/2012	13/nr	15/nr	H	W	66-47	Rutgers
1/3/2013	12/18	13/15	A	W	73-53	S. Carolina
1/6/2013	12/10	13/11	H	W	79-66	Georgia
1/10/2013	9/nr	9/nr	H	W	84-39	Missouri
1/13/2013	9/nr	9/nr	A	W	78-75 (OT)	Florida
1/17/2013	9/nr	9/nr	A	W	75-66	Auburn
1/20/2013	9/nr	9/nr	H	W	96-69	Alabama
1/24/2013	9/nr	9/nr	A	W	83-75	Vanderbilt
1/28/2013	9/2	10/3	H	L	67-77	Notre Dame
1/31/2013	9/nr	10/nr	H	W	88-45	Mississippi St.
2/3/2013	9/nr	10/nr	A	L	63-80	Missouri
2/7/2013	12/nr	13/nr	A	W	64-62	LSU
2/10/2013	12/nr	13/nr	H	W	97-68	Mississippi
2/17/2013	12/nr	10/nr	H	W	83-64	Vanderbilt
2/21/2013	11/nr	10/nr	H	W	83-61	Auburn
2/24/2013	11/nr	10/nr	A	W	60-54	Arkansas
2/28/2013	8/13	8/15	H	W	82-72	Texas A&M
3/3/2013	8/10	8/10	A	L	65-78	Kentucky
SEC TOURNAMENT (3rd), Duluth, Ga.						
3/8/2013	9/nr	9/nr	N119	W	82-73	Florida
3/9/2013	9/19	9/19	N119	L	62-66	Texas A&M
NCAA FIRST AND SECOND ROUNDS, Knoxville, Tenn.						
3/23/2013	10/nr	9/nr	H	W	83-62	Oral Roberts
3/25/2013	10/nr	9/nr	H	W	68-52	Creighton
NCAA OKLAHOMA CITY REGIONAL CHAMP. (2nd), Oklahoma City, Okla.						
3/31/2013	10/nr	9/nr	N125	W	74-59	Oklahoma
4/2/2013	10/16	9/17	N125	L	78-86	Louisville

2013-14 (29-6, 13-3 SEC, 2nd)

Final AP Ranking 3rd
Final USA Today Coaches Ranking 8th
SEC Tournament Champions

Date	AP Rk	ESPN Rk	Site	W/L	Score	Opponent
11/8/2013	4/nr	4/nr	A	W	67-57	MTSU
11/11/2013	4/12	3/11	A	W	81-65	N. Carolina
11/14/2013	4/nr	3/nr	H	W	80-56	Chattanooga
11/17/2013	4/nr	3/nr	H	W	87-76	Georgia Tech
11/24/2013	3/nr	4/nr	H	W	84-50	Oakland
11/28/2013	3/nr	4/nr	N130	W	76-67	Virginia
11/29/2013	3/nr	4/nr	N130	W	87-47	SMU
12/8/2013	3/nr	3/nr	H	W	75-61	Texas
12/14/2013	3/nr	3/nr	H	W	103-64	Troy
12/17/2013	3/nr	3/nr	H	W	94-43	Tennessee St.
12/21/2013	3/6	3/5	A	L	70-76	Stanford
12/29/2013	5/nr	5/nr	H	W	110-42	Lipscomb
1/2/2014	5/16	5/16	H	L	77-80	LSU
1/5/2014	5/19	5/18	A	W	85-70	Georgia
1/9/2014	8/nr	8/nr	H	W	94-70	Mississippi
1/12/2014	8/nr	8/nr	A	L	63-74	Vanderbilt
1/16/2014	12/nr	10/nr	A	W	67-63	Mississippi St.
1/20/2014	11/2	12/2	H	L	70-86	Notre Dame
1/23/2014	11/nr	12/nr	H	W	89-69	Florida
1/26/2014	11/17	12/15	A	W	76-55	Texas A&M
1/30/2014	10/nr	10/nr	H	W	70-60	Arkansas
2/2/2014	10/nr	10/nr	A	W	64-54	Alabama
2/6/2014	8/nr	8/nr	A	W	77-65	Mississippi
2/10/2014	8/18	8/19	H	W	81-53	Vanderbilt
2/16/2014	8/18	8/18	H	L	71-75	Kentucky
2/20/2014	10/nr	10/nr	H	W	93-63	Auburn
2/23/2014	10/nr	10/nr	A	W	56-50	Missouri
2/27/2014	10/nr	9/23	A	W	72-67	LSU
3/2/2014	10/4	9/5	H	W	73-61	S. Carolina
SEC TOURNAMENT (1st), Duluth, Ga.						
3/7/2014	6/nr	6/nr	N119	W	77-65	LSU
3/8/2014	6/15	6/14	N119	W	86-77	Texas A&M
3/9/2014	6/12	6/13	N119	W	71-70	Kentucky
NCAA FIRST AND SECOND ROUNDS, Knoxville, Tenn.						
3/22/2014	3/nr	3/nr	H	W	70-46	N'western St.
3/24/2014	3/nr	3/nr	H	W	67-51	St. John's
NCAA LOUISVILLE REGIONAL CHAMP. (3rd), Louisville, Ky.						
3/30/2014	3/11	3/9	N131	L	62-73	Maryland

2014-15
MEDIA INFO

The University of Tennessee Media Relations Office looks forward to serving the members of the media during the 2014-15 Lady Vol basketball season. If you will be attending a game in UT's Thompson-Boling Arena, please take a few moments to review the items of media interest appearing on the pages that follow.

If you have any special media requests of our office, please do not hesitate to contact any of the staff members at any time.

The 2014-15 Lady Vol Basketball Record Book has been prepared with the media in mind. Any additional information, interviews or photos can be requested from the UT Media Relations Office.

The staff of the Tennessee Media Relations Office hopes to make your working experience enjoyable.

GETTING HERE /// DIRECTIONS

From the Airport
-Travel North on Highway 129 (Alcoa Highway)
-Take the Neyland Drive exit
-Turn left on Neyland Drive at the light
-Travel east on Neyland Drive
-Turn left on Lake Loudoun Blvd.
-Thompson-Boling Arena will be on your right
-Get into the right lane and turn right onto Phillip Fulmer Way
-The G-10 parking lot will be on your right

From Eastbound I-40
-Exit on Highway 129-Alcoa Highway (Airport exit)
-Take the Neyland Drive exit
-Turn left on Neyland Drive at the light
-Travel east on Neyland Drive
-Turn left on Lake Loudoun Blvd.
-Thompson-Boling Arena will be on your right
-Get into the right lane and turn right onto Phillip Fulmer Way
-The G-10 parking lot will be on your right

From Westbound I-40
-Follow signs to Hall of Fame Drive/James White Parkway/ Neyland Drive
-Turn right on Lake Loudoun Blvd.
-Thompson-Boling Arena will be on your right
-Get into the right lane and turn right onto Phillip Fulmer Way
-The G-10 parking lot will be on your right

From I-75
-Take I-275 to I-40 East (towards Asheville)
-Exit on James White Parkway/Neyland Drive
-Turn right on Lake Loudoun Blvd.
-Thompson-Boling Arena will be on your right
-Get into the right lane and turn right onto Phillip Fulmer Way
-The G-10 parking lot will be on your right

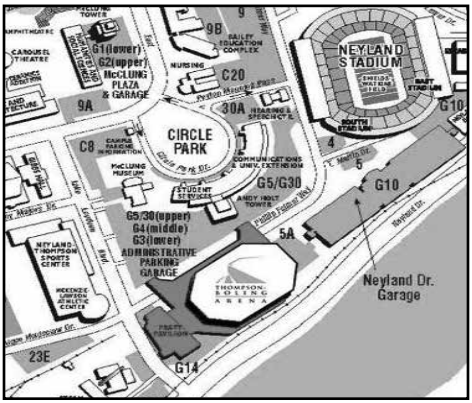

MEDIA RELATIONS STAFF

JIMMY STANTON
Sr. Associate AD - Communications
Office: (865) 974-4167
Cell: (865) 306-2052
E-mail: jimmystanton@utk.edu
Twitter: @jimmystanton

JASON YELLIN
Assistant AD - Media Relations
Office: (865) 974-9494
Cell: (865) 314-0273
E-mail: jyellin@utk.edu
Twitter: @JasonYellin

ERIC TRAINER
Assoc. Director - Media Relations
(Primary WBB Contact)
Office: (865) 974- 8173
Cell: (865) 603-2916
E-mail: etrainer@utk.edu
Twitter: @UTSpaceWrangler

JESSIE BUTLER
Graduate Assistant
(Secondary WBB Contact)
Office: (865) 974-1213
Cell: (623) 399-7240
E-mail: jbutler@utk.edu
Twitter: @JessMB22

Associate Director: Tom Satkowiak
Assistant Directors: MJ Burns, Mary-Carter Kniffen, Stephen Lee, Amanda Pruitt, Brian Rice
Graduate Assistant: Kellen Hiser

■ WOMEN'S BASKETBALL MEDIA RELATIONS

Location: Anderson Training Center, Ground Floor
Phone: (865) 974-1212
Fax: (865) 974-1269
Mailing: P.O. Box 15016 Knoxville, TN 37901
Shipping: 1551 Lake Loudoun Blvd., Knoxville, TN 37996
Thompson-Boling Arena Press Row: (865) 974-0110
Arena Ticket Office: (865) 656-HOOP

AREA HOTELS (AREA CODE 865)

Cumberland House	971-4663
Hampton Inn-Downtown	522-5400
Hampton Inn-East	525-3511
Hilton-Airport	970-4300
Hilton-Downtown	523-2300
Hilton Garden Inn-Cumberland Ave.	437-5500
Holiday Inn-Central	584-3911
Holiday Inn-Select Downtown	522-2800
Marriott Downtown	637-1234
Crowne Plaza	522-2600

TAXI COMPANIES

A-1 Taxi	803-4017
Big Orange Express	523-3400
Paradise Taxi	525-9580
Yellow Cab	523-5151

MEDIA POLICIES

COVERING PRACTICE

Please contact Eric Trainer at the Media Relations Office at least a week in advance to arrange player or coach feature interviews. If you plan to cover an open practice session, please contact the Media Relations Office on a daily basis to check about changes in the schedule.

PLAYER AND COACH INTERVIEWS

Media wishing to interview coaches or players are encouraged to set up interviews in advance with the Media Relations Office. Generally, the best time to conduct an interview is on a designated day with an open portion of practice and pre-practice media opportunity. The Media Relations Office will help with all requests.

MEDIA CREDENTIALS

Media outlets interested in obtaining credentials to cover Lady Vol basketball home games must apply for those online via Sports Systems. To apply, please visit: http://www.sportssystems.com/seccredentials. Applications for single-game credentials should be submitted five days prior to a game. Once you receive your approval letter via email, you will be provided options for credential pick-up.

PHOTOGRAPHER CREDENTIALS

Credentials will be issued only to accredited photographers or those individuals on special assignment. During regular season games, work area includes the floor area at both ends of the court and alongside the corners of the playing floor opposite the team benches. Special arrangements for strobes or catwalk access must be made through the Media Relations and Arena Management Offices no later than one week in advance of the game. UT's arena security policy requires that all photographers placing strobes will go through a screening process and must be accompanied by a UT police officer or representative when placing strobes.

THE SEC MEDIA POLICY

By acceptance and use of an SEC media credential, the holder agrees to the following conditions for any and all athletic events hosted by the SEC and its member institutions:

1. The SEC and its member institutions grant a media organization a limited license to use certain gathered information on the media organization's own Internet or online site beginning at the start of an athletic event and up to the conclusion of such event, all subject to the following limitations and conditions:

(a) No more than 10 still photographs may be used for news coverage of the game and other editorial purposes during the event.

(b) Video tape may only be shown as part of a single, non-archived, online "simulcast" of a television station's regularly-scheduled news program.

(c) While a game is in progress, the use of textual statistical information is time-delayed and limited in amount (e.g., updates pertaining to score, injuries and national, conference or institutional record-breaking performances, a condensed half-time story) so that an organization's Internet or online game coverage does not undercut the authorized and rights-paying fee organization's rights to play-by-play accounts of the game and/or exclusivity as to such rights.

2. Any proposed media use on an Internet or online sight of the game information that is more detailed and/or more than described above will require separate written authorization by the SEC and/or its member institutions. However, such written authorization will not permit the use of game information in entertainment contexts and will not authorize game coverage that, due to immediacy or detail, constitutes or approaches a play-by-play account of a game.

3. Should any of these conditions be breached, the SEC and/or its member institutions will issue a written warning for the first violation. If this violation occurs during the last game of the institutions' regularly-scheduled season, the media organization may not be credentialed for the SEC Tournament. A second violation of this policy will result in revocation of credentials to cover future basketball games hosted by the SEC and/or its member institutions.

MEDIA PARKING PASSES AND MEDIA ENTRANCE

Parking space is limited. The media must request parking access along with other credential requests. Media coverage on a regular basis will insure first priority in UT parking garage G-10. The media entrance is located adjacent to this parking area on Phillip Fulmer Way.

PRESS ROW

Press row is located in the lower level southeast corner of the arena behind the baseline nearest the G-10 garage. Only accredited media will be allowed in this area. Children are not permitted on press row.

PRESS ROOM SERVICES

The press room and interview rooms are on the east end of the arena. Soft drinks, a pregame meal, and a halftime snack will be offered in the basketball media area. Postgame interviews also will be conducted in this area. Adjacent to the area, the working press room has numerous telephones and electrical outlets available. Wireless Internet is available both courtside and in the media workroom. If you choose to install a phone line on press row, please contact UT Telephone Services at (865) 974-3121.

STATISTICAL SERVICES

Services provided include statistics generated from the STATCREW computer statistics program. Wireless monitors are placed on press row for immediate access to statistics. Hard copies of halftime stats, final stats and play-by-play highlights at the end of each half also will be distributed. Coaches' quotes will be provided following the post-game interview sessions.

To access up-to-date stats during a game, visit UTstats.com for a live feed.

POSTGAME INTERVIEWS

A formal post-game interview is held in the basketball media room following each game. The media will be solicited for player names with five minutes left in the game. After a 15-minute cooling-off period, the visiting team coach and selected players will be brought to the media room. Following the visiting team's media session, UT head coach Holly Warlick will come to the media room, followed by select UT players. Risers for television cameras and a distribution box for radio will be available in the back of the area.

RADIO

Requests to broadcast must be made in writing at the earliest possible date to receive permission. Stations are responsible for contacting Glenn Thackston at IMG/Lady Vol Network in Knoxville for use of the phone lines in Thompson-Boling Arena. Mr. Thackston can be reached during business hours at (865) 212-3570. The radio broadcast location is on the floor level at the main scorer's table.

TELEVISION GAMES

Thompson-Boling Arena permits the inside parking of television tractor-trailer units and offers secure parking adjacent to the arena for satellite uplink units. Personnel from Arena Management, including electricians, are available to meet arriving trucks in advance of the game. Please notify the Media Relations Office of your arrival plans for television games.

UTSPORTS.COM

UTSports.com is the official online home for Tennessee Athletics. Here, one can find schedules, results, rosters, player bios and stats. There is unique content including photo galleries of events, behind-the-scenes features, video highlights and features from http://video.utsports.com/, video interviews with players and coaches, as well as the latest news on every team on campus.

UTSports.com provides free streaming video of select events throughout the year and features links to game video being provided by SEC Network+, ESPN3 and other entities. By using CBS Interactive's GameTracker, fans can also follow the action online and stay updated on general statistics and trends.

LADY VOL NETWORK

For more than 60 years the Vol Network has served as the main communications link between the University of Tennessee and its fans. IMG College/Vol Network/Lady Vol Network manages the multi-media and marketing rights to University of Tennessee Athletics. IMG is recognized as the world's premier sports, entertainment and media company. With 50 radio affiliates and statewide coverage, the Vol Network boasts one of the largest collegiate basketball networks in the country. The Holly Warlick Television Show, which begins in early January and runs weekly during basketball season is shown on network television stations across the state in all five major Tennessee television markets.

IMG College/Vol Network
(865) 212-3570 • 6701 Baum Drive, Suite 100 • Knoxville, TN 37919

LADY VOL BASKETBALL PROGRAMMING

The Tennessee Lady Vols first found a home on the radio during the 1977-78 season. At that time, a handful of games were aired with John Ward, former play-by-play guru of UT football and men's basketball, handling the microphone.

The flagship station of the University of Tennessee Lady Vol basketball broadcasts is The Sports Animal, WNML (990 AM and 99.1 FM) in Knoxville, Tenn. This will mark the 38th year of Lady Vol games on the air. The Lady Vol Network, with affiliates across the state, is the largest women's basketball radio network in the country. For more information about joining the Lady Vol Network, contact Glenn Thackston at IMG: (865) 212-3570.

Additionally, Lady Vol basketball games will again find a home on the Internet at www.utsports.com, as fans worldwide will be able to access the broadcasts. (For more information, visit www.utsports.com/allaccess).

Calling the play-by-play action again this season will be Mickey Dearstone, who took over full-time duties from Bob Kesling after the 1998-99 season.



Mickey Dearstone is the "Voice of the Lady Vols."

VOL CALLS DURING BASKETBALL SEASON

Once again, the Vol Network is proud to partner with Calhoun's on the River, the home for the official call-in show of UT Athletics: Vol Calls! The weekly show fields questions from fans throughout the Southeast and the rest of the country. Vol Calls is entering its 26th year on the air, making it the longest-running sports talk program in Tennessee.

The show is hosted by the Vol Network's Bob Kesling and Brent Hubbs of VolQuest.com and features weekly guests. Vol Calls broadcasts live in Knoxville on Monday nights and airs statewide from 8-9 p.m. ET (7-8 p.m. CT).

LADY VOL NETWORK AFFILIATES

Station	Market	Dial	Station	Market	Dial
WOPI-AM	Bristol	1490	WKPT-AM	Kingsport	1400
WGOW-AM	Chattanooga	1150	WNML-AM	Knoxville	990
WGOW-FM	Chattanooga	102.3	WNML-FM	Knoxville	99.1
WCLE-AM	Cleveland	1570	WJJM-AM	Lewisburg	1490
WATX-AM	Cookeville	1600	WCRK-AM	Morristown	1150
WPBX-FM	Crossville	99.3	WGFX-FM	Nashville	104.5
WEMB-AM	Erwin	1420	WLIK-AM	Newport	1270
WGRV-AM	Greeneville	1340	WENK-AM	Union City	1240
WKTP-AM	Jonesborough	1590	WECO-FM	Wartburg	101.3

SOUTHEASTERN CONFERENCE

QUICK FACTS

Alabama
Arkansas
Auburn
Florida
Georgia
Kentucky
LSU
Missouri
Mississippi
Mississippi State
South Carolina
Tennessee
Texas A&M
Vanderbilt

SEC ON THE WEB: For all you need to know about the Southeastern Conference and its member schools, access the SEC Web Page at www.SECSports.com. The site contains team information, scores, conference standings and statistics, awards recipients, history and records, feature stories, television information on conference events, details about tickets to SEC events, SEC merchandise and much, much more.

WEEKLY HONORS: The SEC will name a Player and Freshman of the Week each week throughout the regular season. Each week's selections will be released on Monday afternoon and also will be announced in the league's weekly release. The league women's basketball sports information directors make nominations for the award each week.

SEC HISTORY: The Southeastern Conference was formed Dec. 8-9, 1932, and included 13 schools at the time: Alabama, Auburn, Florida, Georgia, Georgia Tech, Kentucky, LSU, Ole Miss, Mississippi State, Sewanee, Tennessee, Tulane, and Vanderbilt. The league's first president was Frank L. McVey of Kentucky. Due to the continually increasing amount of work administering the league, the office of Commissioner was established by its member institutions in 1940. Former Mississippi governor Martin Conner was named as the first commissioner, a post he held until 1948. Following Conner were Bernie Moore (1948-66), A.M. Coleman (1966-72), Dr. Boyd McWhorter (1972-86), Dr. Harvey Schiller (1986-90), and Roy Kramer (1990-2002). Mike Slive is currently Commissioner of the Southeastern Conference and its 14 member institutions.

The first SEC champions were crowned in 1933 in baseball, basketball, football and outdoor track. Cross country, golf, swimming, tennis and indoor track were added later. The SEC began recognizing women's championships during the 1979-80 academic year. The conference office officially took over regulation of women's athletics on Sept. 1, 1984.

The SEC currently regulates nine men's sports and twelve women's sports. Baseball, basketball, football, golf, swimming and diving, tennis and track (indoor, outdoor, and cross country) are currently sanctioned for men. The women's sports are basketball, equestrian, golf, gymnastics, soccer, softball, swimming and diving, tennis, track (indoor, outdoor, and cross country) and volleyball.

SEC WOMEN'S HOOPS BY THE NUMBERS

With eight national championships, ten runner-up finishes, a nation-leading 34 Final Four appearances and 112 first-team All-America honors, the Southeastern Conference stands firmly as the nation's premier intercollegiate women's basketball conference.

The SEC has posted impressive non-conference records in the last decade. The SEC compiled a 168-45 (.788) non-conference re-cord during the 2013-14 season.

Since the 1990 season, the SEC has compiled a 3471-1029 (.771) record against other conferences. The league has recorded 150+ wins during 10 seasons and has never recorded a non-conference winning percentage below .723.

SEC teams have earned appearances in 25 of 33 NCAA Final Fours, an accomplishment unmatched by any other league.

Overall, SEC squads have filled 34 of the 132 Final Four berths, including having two Final Four teams in 1988 (Auburn, Tennessee), 1989 (Auburn, Tennessee), 1995 (Georgia, Tennessee), 1996 (Georgia, Tennessee), 1998 (Arkansas, Tennessee), 2004 (LSU, Tennessee), 2005 (LSU, Tennessee), 2007 (LSU, Tennessee) and 2008 (LSU, Tennessee).

SEC teams have made 18 appearances in a nation-high 16 NCAA Championship games, winning eight NCAA Championships (Tennessee: 1987, 1989, 1991, 1996, 1997, 1998, 2007 and 2008).

The league also had the distinction of providing both national finalists twice in its history in 1996 (Tennessee 83, Georgia 65) and in 1989 (Tennessee 76, Auburn 60).

Southeastern Conference teams have won 373 NCAA Tournament games against 195 losses (.656) for an average of 11.3 NCAA wins per year. In addition, all 14 current members have made appearances in the NCAA Tournament.

SEC MEDIA RELATIONS

Phone Number: (205) 458-3000
Fax Number: (205) 458-3030
Mailing Address:
2201 Richard Arrington Blvd. North
Birmingham, AL 35203

Herb Vincent, Assoc. Commissioner	hvincent@sec.org
Craig Pinkerton, Dir. of Communications	cpinkerton@sec.org
***Tammy Wilson, Dir. of Communications**	**twilson@sec.org**
Chuck Dunlap, Dir. of Communications	cdunlap@sec.org
Sean Cartell, Asst. Director	scartell@sec.org
Jill Skotarczak, Asst. Director	jskotarczak@sec.org

**women's basketball contact*

SEC WEBSITE

The SEC has an extensive online presence at SECSports.com. The SEC offers a media-only section of the website (SECsportsmedia.com). Media covering the SEC can retrieve information from the conference office as well as the 14 SEC institutions from the media site. A championship credentialing system is also available on the site.

WEEKLY AWARDS

The SEC names a Player of the Week and Freshman of the Week in women's basketball every Monday during the season. Each week's selections are released on Mondays. Nominations for the awards are made each week by the league's women's basketball SIDs.

SOUTHEASTERN CONFERENCE (CONTINUED)

The SEC has led or co-led the pack in NCAA tournament bids 23 times in its 33-year history.

Until 2004, the SEC was the only conference to ever have eight teams receive NCAA bids. The league has achieved this feat four times, in 1999, 2002, 2012 & 2014.

The SEC was also the first league to ever have seven teams invited to the NCAA Tournament and earned this honor a nation-leading nine times (1986, 1991, 1995, 1996, 1997, 2003, 2004, 2009 and 2013).

The SEC is one of a handful of leagues to have won three national tournament titles with eight NCAA, two WNIT and three NWIT. Along with the eight NCAA championships won by Tennessee, Arkansas (1999) and Auburn (2003) captured the current Women's NIT titles. But the first-ever SEC national title belongs to Georgia, winners of the 1981 NWIT which predates the current NCAA tournament. LSU (1985) and Kentucky (1990) also won NWIT titles. Both Arkansas (1987) and South Carolina (1979) won the WNIT as members of their previous conferences.

The SEC has had 61 student-athletes named as first-team All-America selections. Those 61 have been named a total of 88 times since the 1982-83 season (first year of SEC sponsorship).

The Southeastern Conference had 25 former SEC student-athletes make 2014 WNBA opening day rosters. In this year's WNBA draft, a total of five SEC women's basketball players were taken. Since the inaugural WNBA draft in 1997, the SEC has had 131 former players drafted for the professional league, including five No. 1 picks.

SEC schools have produced 39 Olympians since 1976, with 35 coming since the league began sponsoring women's basketball. Seimone Augustus, LSU; Tamika Catchings, Tennessee; Sylvia Fowles, LSU; and Candace Parker, Tennessee were part of the USA's gold-medal effort in London in 2012. They helped the Red, White and Blue win gold for the fifth-consecutive Olympiad.

MEDIA INFORMATION

The media credential system for the 2015 SEC Tournament will be available online from early January until late February. Go to www.SECsportsmedia.com for the online credentialing system.

For further information concerning media coverage of the 2015 SEC Tournament, please contact the SEC Communications Department.

TOURNAMENT INFORMATION

On Feb. 7, 1980, the first SEC women's basketball tournament began play. It ended four days later with Tennessee defeating Ole Miss for the title. Fast forward 32 years later and the SEC Tournament is still enjoying success and increased popularity.

Beginning with its inception and through 1986, the tournament was held at campus sites. The tournament was then sent to Albany, Ga., which served as the site for six years from 1987-92. The tournament then moved to Chattanooga, Tenn., where it was held from 1993-2000, with the exception of 1998 when the tournament moved to Columbus, Ga.

Since 2001 the tournament has enjoyed many new sites, including Memphis (2001), Nashville (2002, 2004, 2008, 2011, 2012), Little Rock, Ark. (2003, 2006, 2009, 2015), Greenville, S.C. (2005) and Duluth, Ga. (2007, 2010, 2013, 2014).

This year the SEC Women's Basketball Tournament makes a return trip to Little Rock, Ark. and Verizon Arena.

The winner of the 13-game tournament will receive the league's automatic bid to the NCAA Tournament. The tournament seeds and conference champion will be determined by the 16-game regular-season SEC schedule.

The 2015 SEC Women's Basketball Tournament will once again enjoy live television coverage. The SEC Network will televise all first, second and third round games. The semifinals will be aired on ESPNU for the fifth consecutive year, while the championship game will be televised on ESPN.

TICKET INFORMATION

Tickets for the 2015 Southeastern Conference Women's Basketball Tournament are now on sale. The 2015 SEC Women's Tournament will be held at Verizon Arena in Little Rock, Ark., on March 4-8, 2015.

Tickets for the tournament are $100 for a reserved book. A ticket book contains seven tickets, one for each session, which allows one person to attend all 13 games. Tickets can be purchased at www.SECSports.com.

All fans, regardless of age, must have a ticket to enter the Verizon Arena for the SEC Women's Basketball Tournament.

100 PERCENT GRADUATION RATE

Every Tennessee women's basketball player who has completed her eligibility with the Lady Vols has graduated with a degree from UT. Senior Isabelle Harrison finished her undergraduate degree in August and is working on her master's, while Cierra Burdick and Ariel Massengale are on track to graduate after four years in May 2015. This class will improve the program's total number of graduates to 126.

#ALLIN

8 NATIONAL CHAMPIONSHIPS | **17** SEC REGULAR SEASON TITLES

17 SEC TOURNAMENT TITLES | **15** OLYMPIANS | **21** ALL-AMERICANS

22 FINAL FOUR APPEARANCES | **38** ALL-TIME WNBA PLAYERS

FACEBOOK.COM/BALLWITHTHELADYVOLS