



THE NCAA



IN THIS SECTION

NCAA Tradition, Line Scores, Results, NCAA Tournament History **90-95**

2006-07 Lady Vols NCAA Stats and 2006 NCAA Bracket **96-97**

NCAA UT & Opponent Records **98**

Lady Vols NCAA Champion Honor Roll **99**

UT's Six NCAA Titles **100-102**



UT'S NCAA AND AIAW FINAL FOUR HISTORY

NET RESULTS: SIX NCAA TITLES



**1987 IN
AUSTIN**



**1989 IN
TACOMA**



**1991 IN
NEW ORLEANS**

THE LADY VOLS' FINAL FOUR STORY 20 APPEARANCES FOR SUMMITT'S TEAMS

2005

Indianapolis, Indiana • RCA Dome

April 3 **Michigan State** 64-68
NCAA Third Place

2004

New Orleans, Louisiana • New Orleans Arena

April 4 **LSU** 52-50
April 6 **Connecticut** 61-70
NCAA Runner-Up

2003

Atlanta, Georgia • Georgia Dome

April 6 **Duke** 66-56
April 8 **Connecticut** 68-73
NCAA Runner-Up

2002

San Antonio, Texas • Alamodome

March 29 **Connecticut** 56-79
NCAA Third Place

2000

Philadelphia, Pennsylvania • First Union Center

March 31 **Rutgers** 64-54
April 2 **Connecticut** 52-71
NCAA Runner-Up

1998

Kansas City, Missouri • Kemper Arena

March 27 **Arkansas** 86-58
March 29 **Louisiana Tech** 93-75
NCAA National Champions

1997

Cincinnati, Ohio • Riverfront Coliseum

March 29 **Notre Dame** 80-66
March 30 **Old Dominion** 68-59
NCAA National Champions

1996

Charlotte, North Carolina • Charlotte Coliseum

March 29 **Connecticut** 88-83 OT
March 31 **Georgia** 83-65
NCAA National Champions

1995

Minneapolis, Minnesota • Target Center

April 1 **Georgia** 73-51
April 2 **Connecticut** 64-70
NCAA Runner-Up

1991

New Orleans, Louisiana • Lakefront Arena

March 30 **Stanford** 68-60
March 31 **Virginia** 70-67 OT
NCAA National Champions

1989

Tacoma, Washington • Tacoma Dome

March 31 **Maryland** 77-65
April 2 **Auburn** 76-60
NCAA National Champions

1988

Tacoma, Washington • Tacoma Dome

April 1 **Louisiana Tech** 59-68
NCAA Third Place

1987

Austin, Texas • Frank Erwin Center

March 27 **Long Beach State** 74-64
March 29 **Louisiana Tech** 67-44
NCAA National Champions

1986

Lexington, Kentucky • Rupp Arena

March 28 **Southern California** 59-83
NCAA Third Place

1984

Los Angeles, California • Pauley Pavilion

March 30 **Cheyney** 82-73
April 1 **Southern California** 61-72
NCAA Runner-Up

1982

Norfolk, Virginia • The Scope

March 26 **Louisiana Tech** 46-69
NCAA Third Place

1981

Eugene, Oregon • McArthur Court

March 27 **Old Dominion** 68-65
March 29 **Louisiana Tech** 59-79
AIAW Runner-Up

1980

Mount Pleasant, Michigan • Rose Arena

March 21 **South Carolina** 75-72
March 23 **Old Dominion** 53-68
AIAW Runner-Up

1979

Greensboro, North Carolina • Greensboro Coliseum

March 23 **Louisiana Tech** 84-102
March 25 **UCLA** 104-86
AIAW Third Place

1977

Minneapolis, Minnesota • Williams Arena

March 23 **Michigan State** 76-62
March 24 **Kansas State** 81-69
March 25 **Delta State** 58-62
March 26 **Immaculata** 91-71
AIAW Third Place



**1996 IN
CHARLOTTE**



**1997 IN
CINCINNATI**



**1998 IN
KANSAS CITY**



Coach Pat Summitt has logged a lot of minutes in front of NCAA microphones. She has led her team into a record 111 NCAA Tournament games since 1982.

A DATE WITH THE FINAL FOUR – WE MARK OUR CALENDARS

ALL-TIME WOMEN'S FINAL FOUR BASKETBALL RESULTS

YEAR	AIAW FINAL FOUR TEAMS	CHAMPION	SCORE	RUNNER-UP	SITE
1972	Immaculata, West Chester, Indiana, Western Carolina	Immaculata	52-48	West Chester	West Chester, Pa.
1973	Immaculata, Queens, Southern Connecticut, Indiana	Immaculata	59-52	Queens	Flushing, N.Y.
1974	Immaculata, Mississippi College, Southern Connecticut, William Penn	Immaculata	68-53	Mississippi College	Manhattan, Kan.
1975	Delta State, Immaculata, Cal State-Fullerton, Southern Connecticut	Delta State	90-81	Immaculata	Harrisonburg, Va.
1976	Delta State, Immaculata, Wayland Baptist, William Penn	Delta State	69-64	Immaculata	University Park, Pa.
1977	Delta State, Louisiana St., TENNESSEE , Immaculata	Delta State	68-55	Louisiana State	Minneapolis, Minn.
1978	UCLA, Maryland, Montclair State, Wayland Baptist	UCLA	90-74	Maryland	Los Angeles, Calif.
1979	Old Dominion, Louisiana Tech, TENNESSEE , UCLA	Old Dominion	75-65	Louisiana Tech	Greensboro, N.C.
1980	Old Dominion, TENNESSEE , South Carolina, Southern California	Old Dominion	68-53	TENNESSEE	Mt. Pleasant, Mich.
1981	Louisiana Tech, TENNESSEE , Old Dominion, Southern California	Louisiana Tech	79-59	TENNESSEE	Eugene, Ore.
1982	Rutgers, Texas, Villanova, Wayland Baptist	Rutgers	83-77	Texas	Philadelphia, Pa.
YEAR	NCAA FINAL FOUR TEAMS	CHAMPION	SCORE	RUNNER-UP	SITE
1982	Louisiana Tech, Cheyney, TENNESSEE , Maryland	Louisiana Tech	76-62	Cheyney	Norfolk, Va.
1983	Southern California, Louisiana Tech, Georgia, Old Dominion	Southern California	69-67	Louisiana Tech	Norfolk, Va.
1984	Southern California, TENNESSEE , Cheyney, Louisiana Tech	Southern California	72-61	TENNESSEE	Los Angeles, Calif.
1985	Old Dominion, Georgia, Western Kentucky, Northeast Louisiana	Old Dominion	70-65	Georgia	Austin, Texas
1986	Texas, Southern California, TENNESSEE , Western Kentucky	Texas	97-81	Southern California	Lexington, Ky.
1987	TENNESSEE , Louisiana Tech, Long Beach State, Texas	TENNESSEE	67-44	Louisiana Tech	Austin, Texas
1988	Louisiana Tech, Auburn, TENNESSEE , Long Beach State	Louisiana Tech	56-54	Auburn	Tacoma, Wash.
1989	TENNESSEE , Auburn, Maryland, Louisiana Tech	TENNESSEE	76-60	Auburn	Tacoma, Wash.
1990	Stanford, Auburn, Virginia, Louisiana Tech	Stanford	88-81	Auburn	Knoxville, Tenn.
1991	TENNESSEE , Virginia, Stanford, Connecticut	TENNESSEE	*70-67	Virginia	New Orleans, La.
1992	Stanford, Western Kentucky, Southwest Missouri, Virginia	Stanford	78-62	Western Kentucky	Los Angeles, Calif.
1993	Texas Tech, Ohio State, Iowa, Vanderbilt	Texas Tech	84-82	Ohio State	Atlanta, Ga.
1994	North Carolina, Louisiana Tech, Alabama, Purdue	North Carolina	60-59	Louisiana Tech	Richmond, Va.
1995	Connecticut, TENNESSEE , Georgia, Stanford	Connecticut	70-64	TENNESSEE	Minneapolis, Minn.
1996	TENNESSEE , Georgia, Connecticut, Stanford	TENNESSEE	83-65	Georgia	Charlotte, N.C.
1997	TENNESSEE , Old Dominion, Notre Dame, Stanford	TENNESSEE	68-59	Old Dominion	Cincinnati, Ohio
1998	TENNESSEE , Louisiana Tech, Arkansas, North Carolina State	TENNESSEE	93-75	Louisiana Tech	Kansas City, Mo.
1999	Purdue, Duke, Georgia, Louisiana Tech	Purdue	62-45	Duke	San Jose, Calif.
2000	Connecticut, TENNESSEE , Penn State, Rutgers	Connecticut	72-51	TENNESSEE	Philadelphia, Pa.
2001	Notre Dame, Purdue, Connecticut, Southwest Missouri State	Notre Dame	68-66	Purdue	St. Louis, Mo.
2002	Connecticut, Oklahoma, Duke, TENNESSEE	Connecticut	82-70	Oklahoma	San Antonio, Texas
2003	Connecticut, TENNESSEE , Duke, Texas	Connecticut	73-68	TENNESSEE	Atlanta, Ga.
2004	Connecticut, TENNESSEE , LSU, Minnesota	Connecticut	70-61	TENNESSEE	New Orleans, La.
2005	Baylor, Michigan State, LSU, TENNESSEE	Baylor	84-62	Michigan State	Indianapolis, Ind.
2006	Maryland, Duke, LSU, North Carolina	Maryland	*78-75	Duke	Boston, Mass.

*denotes overtime game

TOP FIVE TEAMS IN THE NCAA TOURNAMENT BY TOTAL GAMES PLAYED

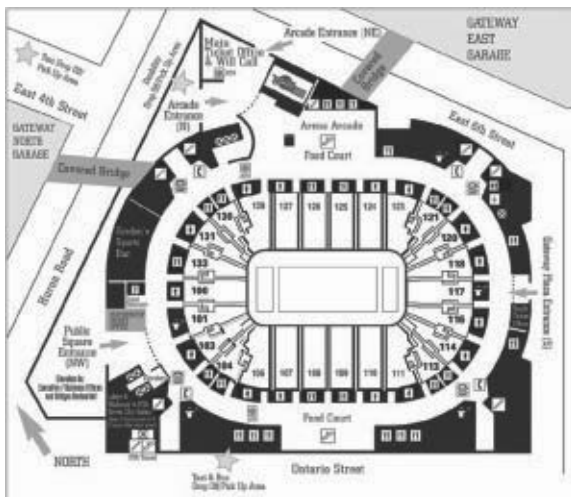
RANK	SCHOOL	GAMES	W-L	YEARS	1st	2nd	3rd
1	TENNESSEE	111	92-19	25	6	5	5
2	Louisiana Tech	88	65-23	25	2	4	4
3	Connecticut	71	58-13	18	5	0	3
4	Georgia	68	45-23	23	0	2	3
5	Stanford	64	46-18	20	2	0	4

TOP FIVE COACHES BY APPEARANCE IN NCAA SEMIFINALS AND FINALS

RANK	COACH	SCHOOL	W-L	AT FINAL FOUR
1	PAT HEAD SUMMITT	TENNESSEE	17-10	Six titles, 1987, 1989, 1991, 1996, 1997, 1998
2	Leon Barmore	Louisiana Tech	6-8	One title, 1988
3	Geno Auriemma	Connecticut	10-2	Five titles, 1995, 2000, 2002, 2003, 2004
4	Tara VanDerveer	Stanford	4-3	Two titles, 1990, 1992
5	Andy Landers	Georgia	2-5	No titles

- DESTINATION 2007: CLEVELAND, OHIO -

QUICKEN LOANS ARENA



ALL-TIME TENNESSEE NCAA TOURNAMENT LINESCORES

NCAA TOURNAMENT LINE SCORES - TENNESSEE VS. OPPONENTS (1982 - 2006)

2006 - 4 games	FG-FGA	PCT	3FG-3FGA	PCT	FT-FTA	PCT	REB-AVG	PF	PTS-AVG	AS	TO	BK	ST
UT	108-233	.464	21-62	.339	70-95	.737	159-39.8	59	307-76.8	68	68	30	27
OPP	95-240	.396	19-55	.345	42-53	.792	131-32.8	81	251-62.8	56	65	13	36
2005 - 5 games	FG-FGA	PCT	3FG-3FGA	PCT	FT-FTA	PCT	REB-AVG	PF	PTS-AVG	AS	TO	BK	ST
UT	131-310	.423	24-60	.400	81-116	.698	226-45.2	84	367-73.4	63	81	27	56
OPP	98-286	.343	19-77	.247	58-80	.725	173-34.6	97	273-54.6	44	97	15	55
2004 - 6 games	FG-FGA	PCT	3FG-3FGA	PCT	FT-FTA	PCT	REB-AVG	PF	PTS-AVG	AS	TO	BK	ST
UT	154-365	.422	23-73	.315	71-100	.710	255-42.5	90	402-67.0	77	81	24	37
OPP	134-357	.375	27-84	.321	67-94	.713	206-34.3	91	362-60.3	63	74	21	50
2003 - 6 games	FG-FGA	PCT	3FG-3FGA	PCT	FT-FTA	PCT	REB-AVG	PF	PTS-AVG	AS	TO	BK	ST
UT	171-361	.474	32-86	.372	95-128	.742	267-44.5	73	469-78.2	86	77	25	50
OPP	126-355	.355	36-109	.330	42-53	.792	173-28.8	107	330-55.0	61	85	16	33
2002 - 5 games	FG-FGA	PCT	3FG-3FGA	PCT	FT-FTA	PCT	REB-AVG	PF	PTS-AVG	AS	TO	BK	ST
UT	134-332	.404	19-58	.328	91-115	.791	219-43.8	91	378-75.6	69	62	22	47
OPP	114-288	.396	28-91	.308	61-89	.685	180-36.0	91	317-63.4	64	83	31	28
2001 - 3 games	FG-FGA	PCT	3FG-3FGA	PCT	FT-FTA	PCT	REB-AVG	PF	PTS-AVG	AS	TO	BK	ST
UT	84-200	.420	16-46	.348	53-67	.791	146-48.7	53	237-79.0	47	45	13	22
OPP	72-184	.391	17-64	.266	32-47	.681	95-31.7	51	193-64.3	35	41	9	26
2000 - 6 games	FG-FGA	PCT	3FG-3FGA	PCT	FT-FTA	PCT	REB-AVG	PF	PTS-AVG	AS	TO	BK	ST
UT	141-342	.412	24-64	.375	109-154	.708	251-41.8	93	415-69.2	74	99	28	61
OPP	129-344	.375	18-75	.240	47-79	.595	204-34.0	133	323-53.8	76	121	20	47
1999 - 4 games	FG-FGA	PCT	3FG-3FGA	PCT	FT-FTA	PCT	REB-AVG	PF	PTS-AVG	AS	TO	BK	ST
UT	134-284	.472	12-38	.316	53-85	.624	166-41.5	61	333-83.3	51	49	15	51
OPP	87-210	.414	15-40	.375	48-65	.738	132-33.0	85	237-59.3	48	93	14	17
1998 - 6 games	FG-FGA	PCT	3FG-3FGA	PCT	FT-FTA	PCT	REB-AVG	PF	PTS-AVG	AS	TO	BK	ST
UT	196-427	.459	14-47	.298	125-175	.714	284-47.3	90	531-88.5	93	94	39	67
OPP	145-392	.370	27-81	.333	66-95	.695	234-39.0	136	383-63.8	64	144	17	51
1997 - 6 games	FG-FGA	PCT	3FG-3FGA	PCT	FT-FTA	PCT	REB-AVG	PF	PTS-AVG	AS	TO	BK	ST
UT	179-352	.509	23-50	.460	100-144	.694	232-38.7	91	481-80.2	76	111	16	65
OPP	155-369	.420	26-92	.283	50-76	.658	194-32.3	114	386-64.3	80	124	11	63
1996 - 6 games	FG-FGA	PCT	3FG-3FGA	PCT	FT-FTA	PCT	REB-AVG	PF	PTS-AVG	AS	TO	BK	ST
UT	198-418	.474	16-40	.400	97-144	.674	281-46.8	85	509-84.8	101	76	14	63
OPP	150-381	.394	30-105	.286	56-81	.691	216-36.0	112	386-64.3	76	103	23	37
1995 - 6 games	FG-FGA	PCT	3FG-3FGA	PCT	FT-FTA	PCT	REB-AVG	PF	PTS-AVG	AS	TO	BK	ST
UT	179-384	.466	15-45	.333	97-127	.764	280-46.7	86	470-78.3	115	90	16	53
OPP	139-371	.375	19-69	.275	51-81	.630	200-33.3	113	348-58.0	62	98	20	47
1994 - 3 games	FG-FGA	PCT	3FG-3FGA	PCT	FT-FTA	PCT	REB-AVG	PF	PTS-AVG	AS	TO	BK	ST
UT	87-182	.478	10-29	.344	73-103	.708	137-45.6	49	257-85.6	47	44	7	39
OPP	72-165	.436	7-20	.350	23-43	.534	83-27.6	74	174-58.0	31	56	3	17
1993 - 3 games	FG-FGA	PCT	3FG-3FGA	PCT	FT-FTA	PCT	REB-AVG	PF	PTS-AVG	AS	TO	BK	ST
UT	83-204	.407	11-32	.348	42-67	.627	130-43.3	56	219-73.0	38	37	8	37
OPP	72-157	.459	7-13	.538	41-56	.732	105-35.0	59	192-64.0	33	54	11	13
1992 - 2 games	FG-FGA	PCT	3FG-3FGA	PCT	FT-FTA	PCT	REB-AVG	PF	PTS-AVG	AS	TO	BK	ST
UT	60-134	.448	10-31	.323	37-55	.673	87-43.5	47	167-83.5	27	33	0	22
OPP	47-105	.448	5-11	.454	32-52	.615	70-35.0	48	131-65.5	19	46	8	15
1991 - 5 games	FG-FGA	PCT	3FG-3FGA	PCT	FT-FTA	PCT	REB-AVG	PF	PTS-AVG	AS	TO	BK	ST
UT	117-287	.408	12-35	.343	84-135	.622	224-44.8	100	330-66	57	90	17	39
OPP	114-286	.399	14-40	.350	58-89	.652	175-35.0	112	300-60	47	84	21	36
1990 - 3 games	FG-FGA	PCT	3FG-3FGA	PCT	FT-FTA	PCT	REB-AVG	PF	PTS-AVG	AS	TO	BK	ST
UT	91-199	.457	1-10	.100	59-96	.615	137-45.7	57	242-80.7	39	51	5	35
OPP	76-170	.447	11-29	.379	46-67	.687	109-36.3	72	209-69.7	32	68	12	22
1989 - 5 games	FG-FGA	PCT	3FG-3FGA	PCT	FT-FTA	PCT	REB-AVG	PF	PTS-AVG	AS	TO	BK	ST
UT	156-322	.484	0-2	.000	106-141	.752	221-44.2	64	418-83.6	78	83	16	53
OPP	132-317	.416	10-40	.250	39-55	.709	156-31.2	116	313-62.6	53	104	8	36
1988 - 4 games	FG-FGA	PCT	3FG-3FGA	PCT	FT-FTA	PCT	REB-AVG	PF	PTS-AVG	AS	TO	BK	ST
UT	122-241	.506	2-10	.200	63-79	.797	160-40.0	72	309-77.3	55	71	15	32
OPP	110-263	.418	4-20	.200	38-59	.644	142-35.5	72	262-65.5	48	78	6	38
1987 - 5 games	FG-FGA	PCT	3FG-3FGA	PCT	FT-FTA	PCT	REB-AVG	PF	PTS-AVG	AS	TO	BK	ST
UT	146-305	.479			89-125	.712	229-45.8	104	379-75.8	90	83	13	42
OPP	112-300	.373			62-112	.554	176-35.2	111	286-57.2	48	92	20	32
1986 - 4 games	FG-FGA	PCT	3FG-3FGA	PCT	FT-FTA	PCT	REB-AVG	PF	PTS-AVG	AS	TO	BK	ST
UT	121-274	.442			42-78	.538	170-42.5	80	284-71.0	69	59	6	23
OPP	118-254	.465			62-85	.729	156-39.0	77	298-74.5	49	63	18	27
1985 - 2 games	FG-FGA	PCT	3FG-3FGA	PCT	FT-FTA	PCT	REB-AVG	PF	PTS-AVG	AS	TO	BK	ST
UT	47-115	.409			31-42	.738	86-43.0	48	125-62.5	18	39	7	12
OPP	45-103	.437			38-55	.509	70-35.0	36	118-59.0	20	43	6	21
1984 - 5 games	FG-FGA	PCT	3FG-3FGA	PCT	FT-FTA	PCT	REB-AVG	PF	PTS-AVG	AS	TO	BK	ST
UT	138-299	.462			75-106	.708	220-44.0	91	351-70.2	73	85	5	38
OPP	126-316	.399			64-86	.744	167-33.4	97	316-63.2	35	79	20	31
1983 - 3 games	FG-FGA	PCT	3FG-3FGA	PCT	FT-FTA	PCT	REB-AVG	PF	PTS-AVG	AS	TO	BK	ST
UT	91-188	.484			57-83	.687	153-51.0	75	239-79.7	41	62	7	27
OPP	79-203	.389			43-70	.614	101-33.7	74	201-67.0	24	60	8	28
1982 - 4 games	FG-FGA	PCT	3FG-3FGA	PCT	FT-FTA	PCT	REB-AVG	PF	PTS-AVG	AS	TO	BK	ST
UT	105-220	.477			77-99	.778	147-36.8	81	287-71.8	53	82	10	40
OPP	109-253	.431			60-89	.674	157-39.3	88	278-69.5	30	81	15	38
Total (1982 - 2006) - 111 games													
UT	FG-FGA	PCT	3FG-3FGA	PCT	FT-FTA	PCT	REB-AVG	PF	PTS-AVG	AS	TO	BK	ST
OPP	3173-6978	.455	285-818	.348	1877-2659	.706	4867-43.8	1880	8506-76.6	1605	1752	385	1047
	2656-6669	.398	339-1115	.304	1226-1811	.677	3805-34.3	2247	6867-61.9	1198	2036	366	844



TENNESSEE'S NCAA AND AIAW HISTORY

■ YEAR	RESULTS	UT	OPP
■ 1977 – AIAW Third in the Nation			
<i>AIAW Region II Championships, Memphis, Tenn.</i>			
Mar. 10	Clemson	84	46
Mar. 11	Old Dominion	61	60
Mar. 12	Tennessee Tech	72	59
<i>AIAW Championships, Minneapolis, Minn.</i>			
Mar. 23	Michigan State	76	62
Mar. 24	Kansas State	81	69
Mar. 25	Delta State	58	62
Mar. 26	Immaculata	91	71
■ 1978			
<i>AIAW Region II Championships, Chapel Hill, N.C.</i>			
Mar. 9	North Carolina	92	66
Mar. 10	Kentucky	76	60
Mar. 11	North Carolina State	64	62
<i>AIAW South Satellite Tournament, Cleveland, Miss.</i>			
Mar. 17	Maryland	69	75
Mar. 18	Valdosta State	80	83
■ 1979 – AIAW Third in the Nation			
<i>AIAW Region II Championships, Knoxville, Tenn.</i>			
Mar. 8	Clemson	89	61
Mar. 9	South Carolina	76	64
Mar. 10	Old Dominion	72	74
<i>AIAW East Satellite Tournament, Bronx, N.Y.</i>			
Mar. 16	Rutgers	79	69
Mar. 17	Fordham	76	54
<i>AIAW Championships, Greensboro, N.C.</i>			
Mar. 23	Louisiana Tech	84	102
Mar. 25	UCLA	104	86
■ 1980 – AIAW Runner-Up			
<i>AIAW Region II Championships, Knoxville, Tenn., and Columbia, S.C.</i>			
Mar. 5	Clemson	95	79
Mar. 7	South Carolina	67	54
Mar. 8	Old Dominion	67	68
<i>AIAW South Satellite Tournament, Knoxville, Tenn.</i>			
Mar. 15	Kansas State	84	64
Mar. 18	Maryland	93	76
<i>AIAW Championships, Mount Pleasant, Mich.</i>			
Mar. 21	South Carolina	75	72
Mar. 23	Old Dominion	53	68
■ 1981 – AIAW Runner-Up			
<i>AIAW Region II Championships, Knoxville, Tenn., and Norfolk, Va.</i>			
Mar. 10	Virginia	81	54
Mar. 13	Kentucky	58	49
Mar. 14	Old Dominion	65	64
<i>AIAW National Playoffs, Knoxville, Tenn.</i>			
Mar. 21	Illinois State	78	63
Mar. 24	Maryland	79	67
<i>AIAW Championships, Eugene, Ore.</i>			
Mar. 27	Old Dominion	68	65
Mar. 29	Louisiana Tech	59	79
■ 1982 – NCAA Third in the Nation			
<i>NCAA First Round, Knoxville, Tenn.</i>			
Mar. 13	Jackson State	72	56
<i>NCAA Midwest Regional Championships, Knoxville, Tenn.</i>			
Mar. 19	Memphis State	78	63
Mar. 21	Southern California (OT)	91	90
<i>NCAA Final Four, Norfolk, Va.</i>			
Mar. 26	Louisiana Tech	46	69
■ 1983			
<i>NCAA First Round, Knoxville, Tenn.</i>			
Mar. 19	South Carolina State	86	51
<i>NCAA Midwest Regional Championships, South Bend, Ind.</i>			
Mar. 25	Mississippi (3 OT)	90	83
Mar. 27	Georgia	63	67
■ 1984 – NCAA Runner-Up			
<i>NCAA First Round, Knoxville, Tenn.</i>			
Mar. 17	Middle Tennessee State	70	52
<i>NCAA Midwest Regional Championships, Knoxville, Tenn.</i>			
Mar. 23	Alabama	65	58
Mar. 25	Georgia	73	61
<i>NCAA Final Four, Los Angeles, Calif.</i>			
Mar. 30	Cheyney	82	73
Apr. 1	Southern California	61	72
■ 1985			
<i>NCAA First Round, Knoxville, Tenn.</i>			
Mar. 16	Virginia	65	55
<i>NCAA Midwest Regional Championships, Bowling Green, Ky.</i>			
Mar. 22	Mississippi	60	63
■ 1986 – NCAA Third in the Nation			
<i>NCAA First Round, Knoxville, Tenn.</i>			
Mar. 16	Iowa	73	68
<i>NCAA Midwest Regional Championships, Iowa City, Iowa</i>			
Mar. 20	Georgia	85	82
Mar. 22	Louisiana State	67	65
<i>NCAA Final Four, Lexington, Ky.</i>			
Mar. 28	Southern California	59	83

■ YEAR	RESULTS	UT	OPP
■ 1987 – NCAA Champion			
<i>NCAA First Round, Knoxville, Tenn.</i>			
Mar. 15	Tennessee Tech	95	59
<i>NCAA Midwest Regional Championships, Knoxville, Tenn.</i>			
Mar. 19	Virginia	66	58
Mar. 21	Auburn	77	61
<i>NCAA Final Four, Austin, Texas</i>			
Mar. 27	Long Beach State	74	64
Mar. 29	Louisiana Tech	67	44
■ 1988 – NCAA Third in the Nation			
<i>NCAA Second Round, Knoxville, Tenn.</i>			
Mar. 18	Wake Forest	94	66
<i>NCAA East Regional Championships, Norfolk, Va.</i>			
Mar. 24	James Madison	72	52
Mar. 26	Virginia	84	76
<i>NCAA Final Four, Tacoma, Wash.</i>			
Apr. 1	Louisiana Tech	59	68
■ 1989 – NCAA Champion			
<i>NCAA Second Round, Knoxville, Tenn.</i>			
Mar. 18	LaSalle	91	61
<i>NCAA East Regional Championships, Bowling Green, Ky.</i>			
Mar. 23	Virginia	80	47
Mar. 25	Long Beach State	94	80
<i>NCAA Final Four, Tacoma, Wash.</i>			
Mar. 31	Maryland	77	65
Apr. 2	Auburn	76	60
■ 1990			
<i>NCAA Second Round, Knoxville, Tenn.</i>			
Mar. 17	Old Dominion	87	68
<i>NCAA East Regional Championships, Norfolk, Va.</i>			
Mar. 22	Clemson	80	62
Mar. 24	Virginia (OT)	75	79
■ 1991 – NCAA Champion			
<i>NCAA Second Round, Knoxville, Tenn.</i>			
Mar. 17	Southwest Missouri State	55	47
<i>NCAA Midwest Regional Championships, Knoxville, Tenn.</i>			
Mar. 21	Western Kentucky	68	61
Mar. 23	Auburn	69	65
<i>NCAA Final Four, New Orleans, La.</i>			
Mar. 30	Stanford	68	60
Mar. 31	Virginia (OT)	70	67
■ 1992			
<i>NCAA Second Round, Knoxville, Tenn.</i>			
Mar. 21	Rutgers	97	56
<i>NCAA Midwest Regional Championships, West Lafayette, Ind.</i>			
Mar. 26	Western Kentucky	70	75
■ 1993			
<i>NCAA Second Round, Knoxville, Tenn.</i>			
Mar. 20	Northwestern	89	66
<i>NCAA Midwest Regional Championships, Iowa City, Iowa</i>			
Mar. 25	North Carolina	74	54
Mar. 27	Iowa	56	72
■ 1994			
<i>NCAA First Round, Knoxville, Tenn.</i>			
Mar. 16	North Carolina A&T	111	37
<i>NCAA Second Round, Knoxville, Tenn.</i>			
Mar. 19	Clemson	78	66
<i>NCAA Midwest Regional Championships, Fayetteville, Ark.</i>			
Mar. 24	Louisiana Tech	68	77
■ 1995 – NCAA Runner-Up			
<i>NCAA First/Second Rounds, Knoxville, Tenn.</i>			
Mar. 16	Florida A&M	96	59
Mar. 18	Florida International	70	44
<i>NCAA Midwest Regional Championships, Knoxville, Tenn.</i>			
Mar. 23	Western Kentucky	87	65
Mar. 25	Texas Tech	80	59
<i>NCAA Final Four, Minneapolis, Minn.</i>			
Apr. 1	Georgia	73	51
Apr. 2	Connecticut	64	70
■ 1996 – NCAA Champion			
<i>NCAA First/Second Rounds, Knoxville, Tenn.</i>			
Mar. 16	Radford	97	56
Mar. 18	Ohio State	97	65
<i>NCAA East Regional Championships, Charlottesville, Va.</i>			
Mar. 23	Kansas	92	71
Mar. 25	Virginia	52	46
<i>NCAA Final Four, Charlotte, N.C.</i>			
Mar. 29	Connecticut (OT)	88	83
Mar. 31	Georgia	83	65

■ YEAR	RESULTS	UT	OPP
■ 1997 – NCAA Champion			
<i>NCAA First/Second Rounds, Knoxville, Tenn.</i>			
Mar. 15	Grambling State	91	54
Mar. 17	Oregon	76	59
<i>NCAA Midwest Regional Championships, Iowa City, Iowa</i>			
Mar. 22	Colorado	75	57
Mar. 24	Connecticut	91	81
<i>NCAA Final Four, Cincinnati, Ohio</i>			
Mar. 29	Notre Dame	80	66
Mar. 30	Old Dominion	68	59
■ 1998 – NCAA Champion			
<i>NCAA First/Second Rounds, Knoxville, Tenn.</i>			
Mar. 14	Liberty	102	58
Mar. 16	Western Kentucky	82	62
<i>NCAA Midwest Regional Championships, Nashville, Tenn.</i>			
Mar. 21	Rutgers	92	60
Mar. 23	North Carolina	76	70
<i>NCAA Final Four, Kansas City, Mo.</i>			
Mar. 27	Arkansas	86	58
Mar. 29	Louisiana Tech	93	75
■ 1999			
<i>NCAA First/Second Rounds, Knoxville, Tenn.</i>			
Mar. 13	Appalachian State	113	54
Mar. 15	Boston College	89	62
<i>NCAA East Regional Championships, Greensboro, N.C.</i>			
Mar. 20	Virginia Tech	68	52
Mar. 22	Duke	63	69
■ 2000 – NCAA Runner-Up			
<i>NCAA First/Second Rounds, Knoxville, Tenn.</i>			
Mar. 18	Furman	90	38
Mar. 20	Arizona	75	60
<i>NCAA Midwest Regional Championships, Memphis, Tenn.</i>			
Mar. 25	Virginia	77	56
Mar. 27	Texas Tech	57	44
<i>NCAA Final Four, Philadelphia, Pa.</i>			
Mar. 31	Rutgers	64	54
Apr. 2	Connecticut	52	71
■ 2001			
<i>NCAA First/Second Rounds, Knoxville, Tenn.</i>			
Mar. 16	Austin Peay	80	38
Mar. 18	St. Mary's (Calif.)	92	75
<i>NCAA Midwest Regional Championships, Birmingham, Ala.</i>			
Mar. 24	Xavier	65	80
■ 2002 – NCAA Third in the Nation			
<i>NCAA First/Second Rounds, Knoxville, Tenn.</i>			
Mar. 15	Georgia State	98	68
Mar. 17	Notre Dame	89	50
<i>NCAA Midwest Regional Championships, Ames, Iowa</i>			
Mar. 23	Brigham Young	68	57
Mar. 25	Vanderbilt	68	63
<i>NCAA Final Four, San Antonio, Texas</i>			
Mar. 29	Connecticut	56	79
■ 2003 – NCAA Runner-Up			
<i>NCAA First/Second Rounds, Knoxville, Tenn.</i>			
Mar. 22	Alabama State	95	43
Mar. 24	Virginia	81	51
<i>NCAA Midwest Regional Championships, Knoxville, Tenn.</i>			
Mar. 29	Penn State	86	58
Mar. 31	Villanova	73	49
<i>NCAA Final Four, Atlanta, Ga.</i>			
Apr. 6	Duke	66	56
Apr. 8	Connecticut	68	73
■ 2004 – NCAA Runner-Up			
<i>NCAA First/Second Rounds, Tallahassee, Fla.</i>			
Mar. 20	Colgate	77	54
Mar. 22	DePaul	79	59
<i>NCAA Midwest Regional Championships, Norman, Okla.</i>			
Mar. 28	Baylor	71	69
Mar. 30	Stanford	62	60
<i>NCAA Final Four, New Orleans, La.</i>			
Apr. 4	LSU	52	50
Apr. 6	Connecticut	61	70
■ 2005 – NCAA Third in the Nation			
<i>NCAA First/Second Rounds, Knoxville, Tenn.</i>			
Mar. 20	Western Carolina	94	43
Mar. 22	Purdue	75	54
<i>NCAA Philadelphia Regional Championships, Philadelphia, Pa.</i>			
Mar. 27	Texas Tech	75	59
Mar. 29	Rutgers	59	49
<i>NCAA Final Four, Indianapolis, Ind.</i>			
Apr. 3	Michigan State	64	68
■ 2006			
<i>NCAA First and Second Rounds, Norfolk, Va.</i>			
Mar. 19	Army	102	54
Mar. 21	George Washington	66	53
<i>NCAA Cleveland Regional Championships, Cleveland, Ohio</i>			
Mar. 26	Rutgers	76	69
Mar. 28	North Carolina	63	75



NCAA TOURNAMENT NOTEBOOK

UT's RECORD VS. OPPONENTS IN THE NCAs

Tennessee has played 65 different opponents in 111 NCAA playoff games since 1982 and sports a 92-19 record. The Lady Vols have compiled the following records against the opposition: Alabama (1-0), Alabama State (1-0), Appalachian St. (1-0), Arizona (1-0), Arkansas (1-0), Army (1-0), Auburn (3-0), Austin Peay (1-0), Baylor (1-0), Boston College (1-0), Brigham Young (1-0), Cheyney (1-0), Clemson (2-0), Colgate (1-0), Colorado (1-0), Connecticut (2-5), DePaul (1-0), Duke (1-1), Fla. A&M (1-0), Fla. Intl. (1-0), Furman (1-0), George Washington (1-0), Georgia (4-1), Georgia State (1-0), Grambling (1-0), Iowa (1-1), Jackson State (1-0), James Madison (1-0), Kansas (1-0), LaSalle (1-0), Liberty (1-0), Long Beach (2-0), Louisiana State (2-0), Louisiana Tech (2-3), Maryland (1-0), Memphis (1-0), Michigan State (0-1), Middle Tennessee (1-0), Mississippi (1-1), North Carolina (2-1), North Carolina A&T (1-0), Northwestern (1-0), Notre Dame (2-0), Ohio State (1-0), Old Dominion (2-0), Oregon (1-0), Penn State (1-0), Purdue (1-0), Radford (1-0), Rutgers (5-0), South Carolina State (1-0), Southern California (1-2), Southwest Missouri (1-0), Stanford (2-0), St. Mary's (CA) (1-0), Tennessee Tech (1-0), Texas Tech (3-0), Vanderbilt (1-0), Villanova (1-0), Virginia (8-1), Virginia Tech (1-0), Wake Forest (1-0), Western Carolina (1-0), Western Kentucky (3-1) and Xavier (0-1).

THE (#1) SEED HAS BEEN PLANTED

You can call it longevity. You can call it coaching and performance. You can call it strength of schedule. Whatever you call it, the University of Tennessee has earned 17 number-one seedings all-time in the NCAA Tournament since 1982. Additionally, UT has been seeded number two on four occasions, number three, three times and number four just once. From 1988-96, the Lady Vols had nine consecutive number one seedings. Only 26 schools have ever received number one seeds over the years.

UT's RECORD VS. CONFERENCES IN THE NCAs

Of the Lady Vols' 111 games in the NCAA Tournament since 1982, Tennessee has faced 23 different conferences. Almost two-thirds of UT's total number of games have come against teams from the Southeastern Conference (13-2) and the Atlantic Coast Conference (15-3). The breakdown:

Atlantic Coast (15-3)	Big South (2-0)	Ohio Valley (3-0)	Sunbelt (5-4)
Atlantic Sun (1-0)	Colonial (2-0)	Pac 10 (5-2)	Trans-American (1-0)
Atlantic 10 (5-1)	Conference USA (2-0)	Patriot (2-0)	West Coast (1-0)
Big Ten (5-2)	Mid-Eastern Athletic (3-0)	Southeastern (13-2)	Western Collegiate (2-0)
Big 12 (6-0)	Missouri Valley (1-0)	Southern (3-0)	Independent (1-0)
Big East (10-5)	Mountain West (1-0)	Southwestern Athletic (3-0)	

THE NUMBER ONE SEEDS

YEAR	EAST	MIDEAST	MIDWEST	WEST
1982*	Old Dominion	Southern California	Louisiana Tech	Long Beach St.
1983	Cheyney	TENNESSEE	Louisiana Tech	Southern California
1984*	Old Dominion	Georgia	Louisiana Tech	Southern California
1985	Old Dominion	Texas	Louisiana Tech	Long Beach St.
1986*	Virginia	Georgia	Texas	Southern California
1987**	Texas	Auburn	Louisiana Tech	Long Beach St.
1988*	TENNESSEE	Auburn	Texas	Iowa
1989**	TENNESSEE	Auburn	Louisiana Tech	Maryland
1990	TENNESSEE	Washington	Louisiana Tech	Stanford
1991**	Penn State	TENNESSEE	Virginia	Georgia
1992	Virginia	TENNESSEE	Iowa	Stanford
1993	Ohio State	TENNESSEE	Vanderbilt	Stanford
1994	Connecticut	TENNESSEE	Penn State	Purdue
1995*	Connecticut	TENNESSEE	Colorado	Vanderbilt
1996**	TENNESSEE	Connecticut	Louisiana Tech	Stanford
1997**	North Carolina	Connecticut	Old Dominion	Stanford
1998**	Old Dominion	TENNESSEE	Texas Tech	Stanford
1999	TENNESSEE	Connecticut	Purdue	Louisiana Tech
2000*	Connecticut	TENNESSEE	Louisiana Tech	Georgia
2001	Connecticut	TENNESSEE	Notre Dame	Duke
2002*	Duke	Connecticut	Vanderbilt	Oklahoma
2003*	Connecticut	TENNESSEE	Duke	LSU
2004*	Penn State	Duke	TENNESSEE	Texas
YEAR	TEMPE	PHILADELPHIA	KANSAS CITY	CHATTANOOGA
2005*	North Carolina	TENNESSEE	Michigan State	LSU
YEAR	BRIDGEPORT	CLEVELAND	SAN ANTONIO	ALBUQUERQUE
2006	Duke	North Carolina	LSU	Ohio State

(Key: *UT advanced to Final Four; **UT NCAA Champions)

TENNESSEE'S NCAA SEEDING THROUGH THE YEARS

Year	Seed	Region	Result
1982	#2	Midwest	Final Four (3rd)
1983	#1	Midwest	lost in regional final
1984	#3	Midwest	Final Four (2nd)
1985	#3	Midwest	lost in regional semis
1986	#4	Midwest	Final Four (3rd)
1987	#2	Midwest	NCAA Champions
1988	#1	East	Final Four (3rd)
1989	#1	East	NCAA Champions
1990	#1	East	lost in regional final (OT)
1991	#1	Midwest	NCAA Champions
1992	#1	Midwest	lost in regional semis
1993	#1	Midwest	lost in regional finals
1994	#1	Midwest	lost in regional semis
1995	#1	Midwest	Final Four (2nd)
1996	#1	East	NCAA Champions
1997	#3	Midwest	NCAA Champions
1998	#1	Midwest	NCAA Champions
1999	#1	East	lost in regional finals
2000	#1	Midwest	Final Four (2nd)
2001	#1	Midwest	lost in regional semis
2002	#2	Midwest	Final Four (3rd)
2003	#1	Midwest	Final Four (2nd)
2004	#1	Midwest	Final Four (2nd)
2005	#1	Philadelphia	Final Four (3rd)
2006	#2	Cleveland	lost in regional finals

TENNESSEE'S 30-YEAR RECORD IN POSTSEASON PLAY

YEAR	FINAL SEASON AP RANKING	TEAMS PLAYED IN TOURNAMENT (ranking)	TOURNEY RECORD	FINISH
2006	6th (31-5)	#1 North Carolina, #9 Rutgers, George Washington, Army	3-1	2nd CR
2005	3rd (30-5)	#7 Michigan State, #9 Rutgers, #14 Texas Tech, Purdue, W. Carolina	4-1	3rd NCAA
2004	2nd (31-4)	#6 UConn, #19 LSU, #10 Stanford, #15 Baylor, #25 DePaul, Colgate	5-1	2nd NCAA
2003	4th (33-5)	#1 UConn, #2 Duke, #11 Villanova, #15 Penn State, UVA, Alabama St.	5-1	2nd NCAA
2002	6th (29-5)	#1 UConn, #4 Vandy, Brigham Young, Notre Dame, Georgia State	4-1	3rd NCAA
2001	3rd (31-3)	#12 Xavier, NR St. Mary's College, NR Austin Peay	2-1	3rd MER
2000	2nd (33-4)	#1 UConn, #8 Rutgers, #11 Tx. Tech, #19 UVA, #21 Ariz., NR Furman	5-1	2nd NCAA
1999	2nd (31-3)	#10 Duke, #13 Virginia Tech, Boston College, Appalachian St.	3-1	2nd ER
1998	1st (39-0)	#4 La. Tech, NR Ark., #7 UNC, NR Rutgers, #15 W. Ky., NR Liberty	6-0	NCAA Champs
1997	10th (29-10)	#2 ODU, #15 N. Dame, #1 UConn, #18 Colo., NR Ore., NR Grambling	6-0	NCAA Champs
1996	1st (32-4)	#5 Ga., #2 UConn, #11 UVA, #20 Kansas, NR Ohio St., NR Radford	6-0	NCAA Champs
1995	3rd (34-3)	#1 UConn, #12 Ga., #5 Tx. Tech, #8 W. Ky., NR Fla. Intl., NR Fla. A&M	5-1	2nd NCAA
1994	1st (30-2)	#6La. Tech, NR North Carolina A&T, NR Clemson	2-1	3rd MER
1993	2nd (28-3)	#4 Iowa, #18 UNC, NR Northwestern	2-1	2nd MER
1992	2nd (28-3)	#15 Western Kentucky, NR Rutgers	1-1	3rd MER
1991	4th (30-5)	#2 UVA, #11 Stanford, #6 Auburn, #10 W. Ky., NR S.W. Mo. St.	5-0	NCAA Champs
1990	4th (27-6)	#12 UVA, NR Clemson, NR ODU	2-1	2nd ER
1989	1st (35-2)	#2 Auburn, #5 Maryland, #7 Long Beach St., NR UVA, #18 LaSalle	5-0	NCAA Champs
1988	1st (31-3)	#5 La. Tech, #10 UVA, #14 James Madison, NR Wake Forest	3-1	3rd NCAA
1987	7th (28-6)	#3 La. Tech, #4 Long Beach St., #2 Auburn, #11 UVA, NR Tenn. Tech	5-0	NCAA Champs
1986	15th (24-10)	#3 So. Cal, #9 LSU, #2 Georgia, #14 Iowa	3-1	3rd NCAA
1985	13th (22-10)	#6 Ole Miss, NR UVA	1-1	3rd MER
1984	15th (23-10)	#5 So. Cal, #9 Cheyney, #3 Georgia, #12 Ala., NR MTSU	4-1	2nd NCAA
1983	10th (25-8)	#8 Georgia, #13 Ole Miss, NR South Carolina St.	2-1	2nd MER
1982	4th (22-10)	#1 La. Tech, #6 So. Cal, #17 Memphis St., NR Jackson St.	3-1	3rd NCAA
1981	2nd (25-6)	#1 La. Tech, #3 ODU, #8 Maryland, #15 Ill. St.	3-1	2nd AIAW
1980	2nd (33-5)	#1 ODU, #4 So. Carolina, #6 Maryland, #13 Kansas State	3-1	2nd AIAW
1979	3rd (30-9)	#6 UCLA, #2 La. Tech, #19 Fordham, #7 Rutgers	3-1	3rd AIAW
1978	1st (27-4)	#8 Valdosta St., #6 Maryland	0-2	4th SER
1977	5th (28-5)	#2 Immaculata, #1 Delta St., #20 Kansas State, #17 Mich. St.	3-1	3rd AIAW

Record vs. NCAA ranked teams: 54-19; Unranked NCAA teams: 38-0 • Record vs. AIAW ranked teams: 12-6; Unranked AIAW teams: 0-0



LADY VOL NCAA TOURNAMENT HONORS AND NOTEBOOK

TENNESSEE LADY VOL ALL-TIME NCAA TOURNAMENT HONORS & NOTEBOOK

Final Four MVPs



Holdsclaw
(1997, 1998)



Marciniak
(1996)



Gordon
(1989)



Edwards
(1987)

FINAL FOUR MVP

1998-Chamique Holdsclaw
1997-Chamique Holdsclaw
1996-Michelle Marciniak
1989-Bridgette Gordon
1987-Tonya Edwards

FINAL FOUR ALL-TOURNAMENT

2004-Shanna Zolman
2003-Gwen Jackson, Kara Lawson
2000-Tamika Catchings
1998-Chamique Holdsclaw, Tamika Catchings, Kellie Jolly
1997-Chamique Holdsclaw, Kellie Jolly
1996-Michelle Marciniak, Chamique Holdsclaw, Tiffany Johnson
1995-Nikki McCray
1991-Dena Head, Daedra Charles
1989-Bridgette Gordon, Sheila Frost
1987-Tonya Edwards, Bridgette Gordon
1984-Mary Ostrowski

EAST REGIONAL MVP

1996-Latina Davis
1989-Bridgette Gordon
1988-Dawn Marsh

EAST REGIONAL ALL-TOURNAMENT

1999-Chamique Holdsclaw, Tamika Catchings
1996-Latina Davis, Michelle Marciniak, Chamique Holdsclaw
1990-Daedra Charles, Dena Head
1989-Bridgette Gordon, Sheila Frost
1988-Dawn Marsh, Bridgette Gordon

MIDEAST REGIONAL MVP

2003-Gwen Jackson
2000-Tamika Catchings
1998-Chamique Holdsclaw
1995-Nikki McCray
1991-Kelli Casteel
1987-Bridgette Gordon

1986-Shelley Sexton

1984-Mary Ostrowski

1982-Shelia Collins

MIDEAST REGIONAL ALL-TOURNAMENT

2003-Shyra Ely, Gwen Jackson, Kara Lawson
2000-Tamika Catchings, Semeka Randall
1998-Chamique Holdsclaw, Semeka Randall
1995-Nikki McCray, Dana Johnson, Michelle Marciniak
1994-Nikki McCray
1993-Tiffany Woosley, Lisa Harrison
1991-Kelli Casteel, Daedra Charles, Jody Adams
1987-Bridgette Gordon, Sheila Frost
1986-Shelley Sexton, Sheila Frost
1985-Shelia Collins
1984-Mary Ostrowski, Tanya Haave
1983-Tanya Haave
1982-Shelia Collins

MIDWEST REGIONAL MVP

1997-Chamique Holdsclaw

MIDWEST REGIONAL ALL-TOURNAMENT

2004-Tasha Butts, Shyra Ely, LaToya Davis
2002-Shyra Ely, Gwen Jackson
1997-Chamique Holdsclaw, Kellie Jolly, Pashen Thompson

PHILADELPHIA REGIONAL ALL-TOURNAMENT

2005-Shyra Ely, Shanna Zolman

CLEVELAND REGIONAL ALL-TOURNAMENT

2006-Candace Parker, Shanna Zolman

LADY VOL MISCELLANEOUS NCAA TOURNAMENT ACCOMPLISHMENTS & RECORDS

- Tennessee has played in the most NCAA Tournament games (111)
- Tennessee has recorded the most NCAA Tournament wins (92)
- Tennessee has the best winning percentage in NCAA Tournament games (.829)
- Tennessee is one of just two teams (the other is Louisiana Tech) to appear in all 25 NCAA Tournaments
- Tennessee's 16 Final Four appearances rank it first among all programs.
- UT's Chamique Holdsclaw is the NCAA's all-time leading tournament scorer (1996-99). She played in 22 tournament games and scored 479 points (21.8 ppg).
- UT's Chamique Holdsclaw is the NCAA's all-time leading tournament rebounder (1996-99). She played in 22 tournament games and collected 198 rebounds (9.0 rpg).
- Five Lady Vols have been the tournament's leading scorer on seven occasions — Mary Ostrowski (1984), Bridgette Gordon (1987, 1989), Dana Johnson (1995), Chamique Holdsclaw (1997, 1998), and Tamika Catchings (2000).
- Six Lady Vols have been the tournament's leading rebounder on six occasions — Mary Ostrowski (1984), Sheila Frost (1987), Daedra Charles (1991), Chamique Holdsclaw (1998), Tamika Catchings (2000), and Gwen Jackson (2003).
- Sheila Frost ranks third (162-9.0 rpg), Tamika Catchings and Bridgette Gordon are tied for sixth (142-7.9) and Gwen Jackson is ninth (133-6.7 rpg) among the tournament's all-time rebounding leaders.
- Bridgette Gordon holds the record for the most free throws made in a tournament game (17-20) in the 1989 East Regional finals versus Long Beach St.
- The Lady Vols recorded the largest victory margin (74 points) in the NCAA Tournament with a 111-37 victory over N.C. A&T in 1994.
- In the 1997 tournament, Kellie Jolly tied the record for the most assists in the Final Four (20) with Texas' Kamie Ethridge in 1986 and established the mark for most assists in the title game (11).
- Abby Conklin in 1996 and Kellie Jolly in 1998 each recorded the NCAA's highest three-point field goal percentage in a title game by hitting 4-of-5 shots from behind the arc for 80 percent.
- A total of 87 Lady Vol team members have participated/played in the Final Four, which ranks first among all schools. Louisiana Tech is second with 65 participants all time.
- Tennessee's 28-point victory over Arkansas in 1998 is the largest ever in a Final Four semifinal game.



CURRENT LADY VOL NCAA TOURNAMENT STATISTICS



2006 NCAA Division I Women's Basketball Championship



© 2005 National Collegiate Athletic Association. No commercial use without the NCAA's written permission.
The NCAA opposes all sports wagering. This bracket should not be used for sweepstakes, contests, office pools or other gambling activities.



ANOSIKE

NICKY ANOSIKE																										
Opponent	GP	GS	Min	FG	FGA	Pct	3FG	FGA	Pct	FT	FTA	Pct	Off	Def	Tot	Avg	PF	FO	A	TO	Blk	Stl	Pts	Avg		
West. Car.	1	1	20	2	6	.333	0	0	.000	5	8	.625	6	2	8	8.0	4	0	1	2	3	3	9	9.0		
Purdue	1	1	23	4	10	.400	0	0	.000	3	6	.500	4	2	6	6.0	5	1	1	4	3	6	11	11.0		
Texas Tech	1	1	18	2	5	.400	0	0	.000	7	7	1.00	4	7	11	11.0	4	0	2	1	1	0	11	11.0		
Rutgers	1	1	30	2	4	.500	0	0	.000	10	12	.833	3	4	7	7.0	3	0	0	3	1	3	14	14.0		
Mich. St.	1	1	29	3	10	.300	0	0	.000	1	5	.200	6	7	13	13.0	2	0	2	1	3	3	7	7.0		
2005	5	5	120	13	35	.371	0	0	.000	26	38	.684	23	22	45	9.0	18	1	6	11	11	15	52	10.4		
Army	1	1	23	4	4	1.00	0	0	.000	1	3	.333	2	0	2	2.0	4	0	4	3	2	2	9	9.0		
G. Wash.	1	1	39	3	6	.500	0	0	.000	3	5	.600	6	6	12	12.0	3	0	4	3	2	1	9	9.0		
Rutgers	1	1	24	3	3	1.00	0	0	.000	1	3	.333	2	0	2	2.0	3	0	3	3	0	2	7	7.0		
N. Carolina	1	1	36	1	5	.200	0	0	.000	3	4	.750	3	3	6	6.0	3	0	3	2	5	3	5	5.0		
2006	4	4	122	11	18	.611	0	0	.000	8	15	.533	13	9	22	5.5	13	0	14	11	9	8	30	7.5		
Totals	9	9	242	24	53	.454	0	0	.000	34	53	.642	36	31	67	7.4	31	1	20	22	20	23	82	9.1		



FULLER

ALEX FULLER																										
Opponent	GP	GS	Min	FG	FGA	Pct	3FG	FGA	Pct	FT	FTA	Pct	Off	Def	Tot	Avg	PF	FO	A	TO	Blk	Stl	Pts	Avg		
Army	1	0	15	1	2	.500	0	0	.000	3	4	.750	0	2	2	2.0	2	0	0	0	0	1	5	5.0		
G. Wash.	1	0	5	0	0	.000	0	0	.000	0	0	.000	0	1	1	1.0	0	0	0	0	0	0	0	0.0		
Rutgers	DNP																									
N. Carolina	1	0	5	0	1	.000	0	0	.000	0	0	.000	0	0	0	0.0	0	0	0	0	0	1	0	0.0		
2006	3	0	25	1	3	.333	0	0	.000	3	4	.750	0	3	3	1.0	2	0	0	0	0	2	5	1.7		

CURRENT LADY VOL NCAA TOURNAMENT STATISTICS



HORNBUCKLE

ALEXIS HORNBUCKLE																										
Opponent	GP	GS	Min	FG	FGA	Pct	3FG	FGA	Pct	FT	FTA	Pct	Off	Def	Tot	Avg	PF	FO	A	TO	Blk	Stl	Pts	Avg		
West. Car.	1	1	26	5	10	.500	0	0	.000	1	2	.500	3	9	12	12.0	2	0	5	1	0	3	11	11.0		
Purdue	1	1	29	2	9	.222	0	1	.000	1	1	1.00	2	3	5	5.0	2	0	1	4	1	3	5	5.0		
Texas Tech	1	1	31	5	11	.455	1	2	.500	3	4	.750	0	8	8	8.0	3	0	3	1	1	2	14	14.0		
Rutgers	1	1	38	2	9	.222	0	0	.000	5	6	.833	1	5	6	6.0	3	0	1	3	0	3	9	9.0		
Mich. St.	1	1	35	7	11	.636	1	1	1.00	1	4	.250	4	4	8	8.0	2	0	6	3	2	2	16	16.0		
2005	5	5	159	21	50	.420	2	4	.500	11	17	.647	10	29	39	7.8	12	0	16	12	4	13	55	11.0		
Army	1	0	17	0	2	.000	0	0	.000	3	4	.750	2	4	6	6.0	3	0	4	2	0	4	3	3.0		
G. Wash.	1	0	24	1	4	.250	0	0	.000	4	6	.667	0	4	4	4.0	2	0	3	4	0	3	6	6.0		
Rutgers	1	0	25	3	4	.750	0	0	.000	4	4	1.00	4	1	5	5.0	1	0	3	2	0	1	10	10.0		
N. Carolina	1	0	25	1	6	.167	0	0	.000	4	4	1.00	0	6	6	6.0	0	0	4	6	1	2	6	6.0		
2006	4	0	91	5	16	.313	0	0	.000	15	18	.833	6	15	21	5.3	3	0	14	14	1	10	25	6.3		
Totals	9	5	250	26	66	.394	2	4	.500	26	35	.743	16	44	60	6.7	15	0	30	26	5	23	80	8.9		



PARKER

CANDACE PARKER																									
Year	GP	GS	Min	FG	FGA	Pct	3FG	FGA	Pct	FT	FTA	Pct	Off	Def	Tot	Avg	PF	FO	A	TO	Blk	Stl	Pts	Avg	
Army	1	1	26	11	14	.786	0	0	.000	4	6	.667	2	3	5	5.0	0	0	7	1	4	2	26	26.0	
G. Wash.	1	1	35	5	13	.385	0	1	.000	5	6	.833	1	5	6	6.0	4	0	1	2	3	1	15	15.0	
Rutgers	1	1	39	9	22	.409	0	0	.000	11	13	.846	1	4	5	5.0	2	0	1	4	6	0	29	29.0	
N. Carolina	1	1	35	8	12	.667	0	0	.000	4	6	.667	4	5	9	9.0	2	0	3	8	2	1	20	20.0	
2006	4	4	135	33	61	.541	0	1	.000	24	31	.774	8	17	25	6.3	8	0	12	15	15	4	90	22.5	



REDDING

DOMINIQUE REDDING																											
Opponent	GP	GS	Min	FG	FGA	Pct	3FG	FGA	Pct	FT	FTA	Pct	Off	Def	Tot	Avg	PF	FO	A	TO	Blk	Stl	Pts	Avg			
Colgate	1	0	11	2	3	.667	0	0	.000	2	2	1.00	2	2	4	4.0	2	0	0	0	0	0	6	6.0			
DePaul	1	0	2	0	0	.000	0	0	.000	0	0	.000	0	0	0	0.0	0	0	0	0	0	0	0	0.0			
Baylor	DNP																										
Stanford	DNP																										
LSU	1	0	2	0	0	.000	0	0	.000	0	0	.000	0	0	0	0.0	0	0	0	1	0	0	0	0.0			
Connecticut	1	0	3	0	1	.000	0	0	.000	0	0	.000	0	0	0	0.0	0	0	1	0	0	0	0	0.0			
2004	4	0	18	2	4	.500	0	0	.000	2	2	1.00	2	2	4	1.0	2	0	1	1	0	0	6	1.5			
West. Car.	1	0	19	4	9	.444	1	2	.500	0	1	.000	2	3	5	5.0	3	0	0	5	0	0	9	9.0			
Purdue	1	0	5	0	1	.000	0	1	.000	0	1	.000	0	0	0	0.0	0	0	0	0	0	0	0	0.0			
Texas Tech	1	0	8	1	4	.250	0	0	.000	0	0	.000	0	0	0	0.0	1	0	0	1	0	0	2	2.0			
Rutgers	1	0	1	0	0	.000	0	0	.000	0	0	.000	0	0	0	0.0	0	0	0	0	0	0	0	0.0			
Mich. St.	DNP																										
2005	4	0	33	5	14	.357	1	3	.333	0	2	.000	2	3	5	1.3	4	0	0	6	0	0	11	2.8			
Army	1	0	15	3	7	.429	0	2	.000	0	0	.000	1	2	3	3.0	2	0	1	1	1	0	6	6.0			
G. Wash.	1	0	10	0	2	.000	0	2	.000	3	5	.600	2	0	2	2.0	0	0	0	0	0	0	3	3.0			
Rutgers	1	0	4	0	1	.000	0	0	.000	0	0	.000	0	1	1	1.0	1	0	0	0	0	0	0	0.0			
N. Carolina	1	0	1	0	0	.000	0	0	.000	0	0	.000	0	0	0	0.0	0	0	0	0	0	0	0	0.0			
2006	4	0	30	3	10	.300	0	4	.000	3	5	.600	3	3	6	1.5	3	0	1	1	1	0	9	2.3			
Totals	12	0	81	10	28	.357	1	7	.143	5	9	.556	7	8	15	1.3	9	0	2	8	1	0	26	2.2			



SPENCER

SIDNEY SPENCER																										
Opponent	GP	GS	Min	FG	FGA	Pct	3FG	FGA	Pct	FT	FTA	Pct	Off	Def	Tot	Avg	PF	FO	A	TO	Blk	Stl	Pts	Avg		
Colgate	1	0	25	5	11	.455	1	2	.500	1	2	.500	6	3	9	9.0	2	0	1	2	1	0	12	12.0		
DePaul	1	0	23	3	6	.500	0	2	.000	4	5	.800	3	6	9	9.0	1	0	2	1	1	0	10	10.0		
Baylor	1	0	23	2	3	.667	1	1	1.00	0	0	.000	1	6	7	7.0	4	0	1	0	0	0	5	5.0		
Stanford	1	0	21	4	10	.400	1	3	.333	0	0	.000	2	2	4	4.0	3	0	0	1	0	0	9	9.0		
LSU	1	0	20	2	6	.333	1	1	1.00	2	2	1.00	2	4	6	6.0	4	0	0	0	0	0	7	7.0		
Connecticut	1	0	14	0	1	.000	0	0	.000	0	0	.000	0	1	1	1.0	4	0	0	0	0	0	0	0.0		
2004	6	0	126	16	37	.432	4	9	.444	7	9	.778	14	22	36	6.0	18	0	4	4	2	0	43	7.2		
2005	DNP-injured																									
Army	1	1	26	2	6	.333	0	4	.000	2	2	1.00	1	4	5	5.0	0	0	4	0	1	2	6	6.0		
G. Wash.	1	1	26	5	11	.455	2	6	.333	0	0	.000	1	4	5	5.0	1	0	1	0	0	0	12	12.0		
Rutgers	1	1	34	0	6	.000	0	3	.000	0	0	.000	2	4	6	6.0	2	0	7	1	0	3	0	0.0		
N. Carolina	1	1	27	6	13	.462	1	7	.143	0	0	.000	1	1	2	2.0	5	0	0	0	1	1	13	13.0		
2006	4	4	113	13	36	.361	3	20	.150	2	2	1.00	5	13	18	4.5	8	1	12	1	2	6	31	7.8		
Totals	10	4	239	29	73	.397	7	29	.241	9	11	.818	19	35	54	5.4	26	1	16	5	4	6	74	7.4		



UT AND OPPONENT NCAA TOURNAMENT RECORDS

LADY VOL NCAA TOURNAMENT RECORDS (1982-Present)

INDIVIDUAL RECORDS

MOST FG: 15, Chamique Holdsclaw, Boston College, 3-15-99, Second Round, UT 89-62
MOST FGA: 27, Chamique Holdsclaw, W.Kentucky, 3-16-98, Second Round, UT 82-62
FG%: (min. 10 att) .827 (14-17), Dana Johnson, Fla. A&M, 3-16-95, First Round, UT 96-59
MOST 3pt FG: 5, Shanna Zolman, Rutgers, 3-26-06, CRS, UT 76-69 and Army, 3-19-06, First Round, UT 102-54 and Western Carolina, 3-20-05, First Round, UT 94-43
MOST 3pt FGA: 13, Shanna Zolman, George Washington, 3-21-06, Second Round, UT 66-53
3pt FG%: .800 (4-5), Kellie Jolly, La. Tech, 3-29-98, Championship, UT 93-75; Shanna Zolman, DePaul, 3-22-04, Second Round, UT 79-59
MOST FT: 17, Bridgette Gordon, Long Beach St., 3-25-89, ERC, UT 94-80
MOST FTA: 20, Bridgette Gordon, Long Beach St., 3-25-89, ERC, UT 94-80
FT%: 1.000 (8-8), Kristen "Ace" Clement, St. Mary's, 3-18-01, Second Round, UT 92-75
MOST REBOUNDS: 22, Daedra Charles, SW Missouri, 3-16-91, Second Round, UT 55-47
MOST POINTS: 39, Chamique Holdsclaw, Boston College, 3-15-99, Second Round, UT 89-62
MOST ASSISTS: 12, Dawn Marsh, Georgia, 3-20-86, MERC, UT 85-82
MOST BLOCKS: 7, Michelle Snow, Rutgers, 3-31-00, Semifinal, UT 64-54
MOST STEALS: 7, Nikki McCray, Northwestern, 3-20-93, Second Round, UT 89-66

TEAM RECORDS

MOST FG: 44, Appalachian St., 3-13-99, First Round, UT 113-54

MOST FGA: 84, Radford, 3-16-96, First Round, UT 97-56
BEST FG%: .609 (39-64), Tennessee Tech, 3-15-87, Second Round, UT 95-59
MOST 3pt FG: 11, Western Carolina, 3-20-05, First Round, UT 94-43
MOST 3pt FGA: 23, Xavier, 3-24-01, MERS, Xavier 80-65
BEST 3pt FG%: .800 (4-5), Florida A&M, 3-16-95, First Round, UT 95-69
MOST FT: 38, Long Beach St., 3-25-89, ERC, UT 94-80
MOST FTA: 48, Long Beach St., 3-25-89, ERC, UT 94-80
BEST FT%: 1.000 (9-9), USC, 4-1-84, Championship, USC 72-61
MOST REBOUNDS: 64, South Carolina St., 3-19-83, First Round, UT 86-51
MOST FOULS: 30, Mississippi, 3-22-85, MERS, Mississippi, 63-60
MOST POINTS: 113, Appalachian St., 3-13-99, First Round, UT 113-54
MOST ASSISTS: 31, Florida A&M, 3-16-95, First Round, UT 96-59
MOST TURNOVERS: 29, Grambling St., 3-17-97, First Round, UT 91-54
MOST BLOCKS: 12, Colgate, 3-20-04, First Round, UT 77-54
MOST STEALS: 23, Radford, 3-16-96, First Round, UT 97-56
FEWEST FG: 13, Rutgers, 3-29-05, PRC, UT 59-49
FEWEST FGA: 42, Rutgers, 3-29-05, PRC, UT 59-49
LOWEST FG%: .302 (16-53), La. Tech, 3-26-82, Semifinals, La. Tech 69-46
FEWEST 3pt FG: 0, against 13 opponents
FEWEST 3pt FGA: 0, against four opponents

LOWEST 3pt FG%: .000, against 13 opponents
FEWEST FT: 3, USC, 3-28-86, Semifinals, USC, 83-59
FEWEST FTA: 6, USC, 3-28-86, Semifinals, USC, 83-59
LOWEST FT%: .222 (2-9), Virginia Tech, 3-20-99, ERS, UT 68-52
FEWEST REBOUNDS: 29, Rutgers, 3-26-06, CRS, UT 76-69; 29, Old Dominion, 3-30-97, Championship, UT 68-59
FEWEST FOULS: 5, Villanova, 3-31-03, MERC, UT 73-49
FEWEST POINTS: 46, La. Tech, 3-26-82, Semifinal, La. Tech 69-46
FEWEST ASSISTS: 4, LSU, 4-4-04, Semifinals, UT 52-50
FEWEST TURNOVERS: 5, Villanova, 3-31-03, MERC, UT 73-49
FEWEST BLOCKS: 0, against 15 opponents
FEWEST STEALS: 2, Stanford, 3-30-91, Semifinal, UT 68-60

KEY

ERS- East Regional Semifinals
ERC- East Regional Championship
MERS- Midwest Regional Semifinals
MERC- Midwest Regional Championship
MWRS- Midwest Regional Semifinals
MWRC- Midwest Regional Championship
PRC- Philadelphia Regional Championship
CRS- Cleveland Regional Semifinals
CRC- Cleveland Regional Championship
Semifinal- NCAA Championship Semifinal
Championship- NCAA Championship Game

UT OPPONENT STATISTICS IN THE NCAA TOURNAMENT

INDIVIDUAL RECORDS

MOST FG: 14, Nicole Powell, Stanford, 3-30-04, MWRC, UT 62-60; Tanya Hansen, Rutgers, 3-21-92, Second Round, UT 97-56
MOST FGA: 30, Cheryl Taylor, Tennessee Tech, 3-15-87, Second Round, UT 95-59
FG%: (min. 10 att) .733 (11-15), Tracey Sneed, LaSalle, 3-18-89, Second Round, UT 91-61
MOST 3pt FG: 6, Sharon Wilkerson, Liberty, 3-14-98, Second Round, UT 102-58
MOST 3pt FGA: 18, Erin Thorn, Brigham Young, 3-23-02, MWRS, UT 68-57
3pt FG%: .800 (4-5), Nykeshia Sales, Connecticut, 3-29-96, Semifinal, UT 88-83
MOST FT: 12, Pam Kelly, Louisiana Tech, 3-26-82, Semifinal, La. Tech 69-46
MOST FTA: 14, Pam Kelly, Louisiana Tech, 3-26-82, Semifinal, La. Tech 69-46
FT%: 1.000 (9-9), Carolyn Jones, Auburn, 3-23-91, MWRC, UT 69-65
MOST REBOUNDS: 18, Cindy Brown, Long Beach State, 3-27-87, MERC, UT 94-80
MOST POINTS: 37, Teresa Edwards, Georgia, 3-20-86, MERS, UT 85-82
MOST ASSISTS: 11, Corrie Mizusawa, St. Mary's, 3-18-01, Second Round, UT 92-75
MOST BLOCKS: 9, Kelly Schumacher, Connecticut, 4-2-00, Championship, Connecticut 71-52
MOST STEALS: 8, Tisha Penicheiro, Old Dominion, 3-30-97, Championship, UT 68-59

TEAM RECORDS

MOST FG: 35, Long Beach State, 3-25-89, ERC, UT 94-80
MOST FGA: 82, Cheyney State, 3-30-84, Semifinal, UT 82-73

BEST FG%: .536, Louisiana Tech, 3-24-94, MERS, Louisiana Tech 71-68
MOST 3pt FG: 10, Connecticut, 4-8-03, Championship, Connecticut 73-68
MOST 3pt FGA: 27, DePaul, 3-22-04, Second Round, UT 79-59; Brigham Young, 3-23-02, MWRS, UT 68-57
BEST 3pt FG%: .500 (7-14), Connecticut, 4-6-04, Championship, Connecticut 70-61; .500 (6-12), Rutgers, 3-26-06, CRS, UT 76-69
MOST FT: 28, Iowa, 3-27-93, MERC, Iowa 72-56
MOST FTA: 34, Iowa, 3-27-93, MERC, Iowa 72-56
BEST FT%: 1.000 (7-7), Penn State, 3-29-03, MWRS, UT 86-58
MOST REBOUNDS: 48, Connecticut, 3-24-97, MWRC, UT 91-81
MOST FOULS: 33, Long Beach State, 3-25-89, ERC, UT 94-80
MOST POINTS: 90, Southern California, 3-21-82, MERC, UT 91-90
MOST ASSISTS: 22, North Carolina, 3-28-06, CRC, North Carolina 75-63
MOST TURNOVERS: 33, Appalachian State, 3-13-99, First Round, UT 113-54
MOST BLOCKS: 10, Connecticut, 2-29-02, Semifinal, Connecticut 79-56
MOST STEALS: 19, Virginia, 3-16-85, First Round, UT 65-55
FEWEST FG: 13, Austin Peay, 3-16-01, First Round, UT 80-38
FEWEST FGA: 45, Vanderbilt, 3-25-02, MWRC, UT 68-63
LOWEST FG%: .203 (13/64), Furman, 3-18-00, First Round, UT 90-38
FEWEST 3pt FG: 0, (5 times)
FEWEST 3pt FGA: 0, Wake Forest, 3-19-88, Second Round, UT 94-66

LOWEST 3pt FG%: .000 (5 times)
FEWEST FT: 0, Villanova, 3-31-03, MERC, UT 73-49
FEWEST FTA: 1, Villanova, 3-31-03, MERC, UT 73-49
LOWEST FT%: .000 (0-1), Villanova, 3-31-03, MERC, UT 73-49
FEWEST REBOUNDS: 17, Villanova, 3-31-03, MERC, UT 73-49
FEWEST FOULS: 10, Connecticut, 4-6-04, Championship, Connecticut 70-61
FEWEST POINTS: 37, North Carolina A&T, 3-16-94, First Round, UT 111-37
FEWEST ASSISTS: 2, Middle Tennessee State, 3-17-84, First Round, UT 70-52
FEWEST TURNOVERS: 7, Villanova, 3-31-03, MERC, UT 73-49
FEWEST BLOCKS: 0, (6 opponents)
FEWEST STEALS: 2, Boston College, 3-15-99, Second Round, UT 89-62

KEY

ERS- East Regional Semifinals
ERC- East Regional Championship
MERS- Midwest Regional Semifinals
MERC- Midwest Regional Championship
MWRS- Midwest Regional Semifinals
MWRC- Midwest Regional Championship
PRC- Philadelphia Regional Championship
CRS- Cleveland Regional Semifinals
CRC- Cleveland Regional Championship
Semifinal- NCAA Championship Semifinal
Championship- NCAA Championship Game



LADY VOLS NCAA CHAMPION HONOR ROLL

The few. The proud. The NCAA Champions. Since Pat Head Summitt arrived in Knoxville in 1974, only 138 women have been selected to wear the orange and white of the University of Tennessee Lady Volunteers. Of that elite group, every player who has completed her eligibility at UT has played in at least one Final Four during her career.

Forty-four players have earned the distinction of being an "NCAA Champion" during their playing days at the University of Tennessee. That's practically 33 percent! And that is truly remarkable. Additionally, one-half of the 44 players have brought home two or more titles.

A total of 10 coaches have helped to bring the six titles to the Knoxville campus. The common denominators of the six championships with Coach Summitt were former assistant Mickie DeMoss, and Holly Warlick. Former assistant Al Brown enjoyed three titles coming in 1996, 1997 and 1998. Six graduate assistant coaches have had the opportunity to experience one title each.

The roll call of championship players and coaching staff members:

PLAYERS



Jody Adams
1991



Niya Butts
1997, 1998



Nikki Caldwell
1991



Tamara Carver
1991



Kelli Casteel
1989, 1991



Tamika Catchings
1998



Daedra Charles
1989, 1991



Regina Clark
1989, 1991



Kristen "Ace" Clement
1998



Abby Conklin
1996, 1997



Latina Davis
1996



Tonya Edwards
1987, 1989



Kyra Elzy
1997, 1998



Peggy Evans
1991



Sheila Frost
1987, 1989



Teresa Geter
1998



Bridgette Gordon
1987, 1989



Misty Greene
1996, 1997, 1998



Lisa Harrison
1991




Debbie Hawhee
1989, 1991



Dena Head
1989, 1991



Chamique Holdscaw
1996, 1997, 1998



Karla Horton
1987



Marlene Jeter
1991



Tiffani Johnson
1996, 1997



Kellie Jolly
1996, 1997, 1998



Brynae Laxton
1996, 1997, 1998



Cheryl Littlejohn
1987



Michelle Marciniak
1996




Dawn Marsh
1987



Melissa McCray
1987, 1989



Carla McGhee
1987, 1989



Laurie Milligan
1996, 1997, 1998



Sabrina Mott
1987



Semeka Randall
1998



Debbie Scott
1989



Shelley Sexton
1987



Kim Smallwood
1996



Kathy Spinks
1987



LaShonda Stephens
1997, 1998



Pashen Thompson
1996, 1997




Gay Townson
1987



Jennifer Tuggle
1987



Lisa Webb
1987



Al Brown
Assistant Coach
1996, 1997, 1998



Mickie DeMoss
Associate Head Coach
1987, 1989, 1991,
1996, 1997, 1998



Angela Lawson
Graduate Assist. Coach
1991




Dawn Marsh
Graduate Assist. Coach
1989




Shelley Sexton
Graduate Assist. Coach
1989



Pat Summitt
Head Coach
1987, 1989, 1991,
1996, 1997, 1998



Pam Tanner
Graduate Assist. Coach
1991



Heidi VanDerveer
Graduate Assist. Coach
1987



Holly Warlick
Assistant Coach
1987, 1989, 1991,
1996, 1997, 1998



Lisa Webb
Graduate Assist. Coach
1989

STAFF



1987 National Champions



Tennessee may have failed in its first bid at the national championship, but the second time was the charm for the Lady Vols. Tennessee thumped Louisiana Tech, which was vying for its second title, 67-44.

"Well, the monkey's off my back," head coach Pat Summitt said. "I do not think I could go without recognizing that it was a tremendous team effort...has been for the last three weeks. This team has played as hard and as smart as I could ask any team to play."

The Lady Vols built a 33-24 halftime edge and never looked back. Seven minutes into the second half, Tennessee had increased its lead to 14, 47-33, and the rest was history as Tennessee took its first NCAA title.

Tennessee attempted 19 more field goals and grabbed 11 more rebounds than the Lady Techsters. A championship-game record crowd of 9,823 watched Tonya Edwards net 13 points and grab seven rebounds en route to most outstanding player honors. Two additional Lady Vols contributed 13 points – Bridgette Gordon and Sheila Frost. Gordon joined Edwards on the All-Championship team, as she also led the Tennessee carom parade, pulling down a game-high 12 rebounds.

TITLE GAME STATISTICS

Louisiana Tech	FG-FGA	FT-FTA	REB	PF	TP
Davis	0-0	1-3	6	1	1
Lewis	4-11	4-6	7	3	12
Harrison	3-11	2-5	8	5	8
Weatherspoon	4-11	3-3	3	5	11
Lawson	1-4	0-0	1	2	2
Stall	3-7	2-3	7	4	8
Westbrooks	0-3	0-2	3	0	0
Chambless	0-0	0-0	0	0	0
McDonald	1-1	0-0	0	0	2
Team			1		
Totals	16-48	12-22	36	20	44
Tennessee	FG-FGA	FT-FTA	REB	PF	TP
Gordon	5-19	3-4	12	3	13
Horton	4-8	1-2	5	3	9
Spinks	1-3	0-0	1	2	2
Sexton	4-8	0-0	2	3	8
Edwards	4-13	5-8	7	4	13
Marsh	1-2	4-4	3	1	6
Frost	6-10	1-5	8	2	13
McCray	0-0	0-0	0	2	0
Webb	1-3	1-1	2	1	3
Littlejohn	0-1	0-0	1	0	0
Tuggle	0-0	0-0	0	0	0
McGhee	0-0	0-0	0	0	0
Team			6		
Totals	26-67	15-24	47	21	67

Site: Austin, Texas. Attendance: 9,823. Halftime: Tennessee 33, Louisiana Tech 24. Officials: June Courteau, Patty Broderick. Semifinals: Tennessee 74, Long Beach State 64; Louisiana Tech 79, Texas 75.

1989 National Champions



It was a battle of Southeastern Conference powerhouses – Tennessee versus Auburn for all the marbles.

The Lady Vols looked to regain the national title they earned in 1987. Although they were up against a Lady Tiger team that had made its second straight national championship final, Tennessee took home its second NCAA championship in three years with a 76-60 win.

Playing in her triumphant final game, All-America forward Bridgette Gordon treated the 9,758 spectators to a spectacular 27-point performance, tying a championship-game record. She also collected 11 boards on the way to most outstanding player honors.

Gordon's seven first-half baskets helped the Lady Vols to a 35-27 halftime lead. Auburn was able to stay close, cutting the score to 50-47. But after a timeout, the Lady Vols went on a 13-4 run to put the game out of reach. The keys to the victory were the battle of the boards, where Tennessee outrebounded Auburn 45-30, and the free throw line, where Tennessee shot 20-26, while Auburn was 8-12.

Sheila Frost joined Gordon on the All-Championship team. Playing in her final game at Tennessee, Frost had six points and 12 boards. Also coming up big for the Lady Vols in the final was Dena Head, with 19 points.

TITLE GAME STATISTICS

Auburn	FG-FGA	FT-FTA	REB	PF	TP
McGilberry	0-2	0-1	4	2	0
Scruggs	2-9	2-3	0	4	6
Orr	8-15	0-0	11	1	16
Jones	5-10	2-2	4	3	12
Bolton	5-11	0-0	6	4	10
Godby	5-11	3-4	3	4	13
Tremittiere	1-1	0-0	1	2	2
Stevenson	0-1	1-2	0	2	1
Mago	0-0	0-0	0	0	0
Thompson	0-0	0-0	1	2	0
Ciampi	0-0	0-0	0	0	0
Team			0		
Totals	26-60	8-12	30	24	60
Tennessee	FG-FGA	FT-FTA	REB	PF	TP
Gordon	11-21	5-6	11	3	27
McGhee	1-3	1-2	4	0	3
Frost	2-8	2-3	12	4	6
Head	6-12	7-9	3	4	19
McCray	2-10	2-2	6	1	6
Charles	5-7	3-4	7	2	13
Scott	1-4	0-0	1	0	2
Casteel	0-0	0-0	0	0	0
Hawhee	0-0	0-0	0	0	0
Clark	0-1	0-0	0	0	0
Team			1		
Totals	28-66	20-26	45	14	76

Site: Tacoma, Wash. Attendance: 9,758. Halftime: Tennessee 35, Auburn 27. Officials: Patty Broderick, June Courteau. Semifinals: Auburn 76, Louisiana Tech 71; Tennessee 77, Maryland 65.



1991 National Champions



Vindication was finally Tennessee's in the 1991 NCAA women's final, as the Lady Vols downed a talented Virginia Cavalier club, 70-67, in the first NCAA Final Four overtime title game. Virginia had eliminated Tennessee before it could reach the 1990 Women's Final Four – which just happened to be held in Knoxville. But the Lady Vols took New Orleans and their third NCAA title in five years.

The first half was tight, with Tennessee holding a paper-thin 27-26 advantage at the intermission. But the Lady Vols opened up a small lead in the second half. Small lead; small comfort.

Virginia's Dawn Staley, who was named the most outstanding player, led the Virginia comeback to tie the game at 60 at the end of regulation. But the overtime belonged to Tennessee and Dena Head, who scored a championship record 28 points in the final.

Wade Trophy winner Daedra Charles added 19 points and 12 boards for Tennessee and joined Head on the All-Championship Team. Tennessee's effort was also aided by the play of Lisa Harrison, who poured in eight points and 13 boards.


With the victory, the Lady Volunteers kept their streak of odd-year championships going. Tennessee also won national titles in 1987 and 1989.

TITLE GAME STATISTICS

Virginia	FG-FGA	FT-FTA	REB	PF	TP
Evans	0-0	0-0	0	1	0
Ward	0-0	1-2	1	0	1
Wagener	1-1	0-1	6	3	2
Cardoza	4-11	2-2	1	5	11
Staley	11-26	3-4	11	5	28
Burge, Hea.	5-11	0-3	11	4	10
Reiss	3-12	1-4	1	2	7
Burge, Hei.	4-5	0-1	6	5	8
Smith	0-0	0-2	5	2	0
Team			3		
Totals	28-66	7-19	45	27	67
Tennessee	FG-FGA	FT-FTA	REB	PF	TP
Adams	0-7	2-4	2	3	2
Clark	0-1	0-0	0	0	0
Head	9-17	10-14	9	3	28
Evans	3-5	1-3	2	5	7
Harrison	3-10	2-3	13	3	8
Charles	7-13	5-7	12	5	19
Caldwell	1-1	0-1	3	2	2
Casteel	1-7	2-3	5	2	4
Team			3		
Totals	24-61	22-35	49	23	70

Site: New Orleans, La. Attendance: 7,865. Halftime: Tennessee 27, Virginia 26. Three-point goals: Virginia 4-8 (Staley 3-5, Cardoza 1-2, Reiss 0-1); Tennessee 0-3 (Adams 0-3). Officials: Patti Broderick, Lou Pitt. Semifinals: Virginia 61, Connecticut 55; Tennessee 68, Stanford 60.

1996 National Champions



It seemed only fitting that the Lady Vols would win another NCAA crown in the "Queen City" of Charlotte, N.C. And it was equally fitting that the Lady Vols' fourth NCAA title would come over a fierce SEC rival in the Georgia Lady Bulldogs, 83-65.

After the emotionally draining overtime win versus Connecticut, the skeptics wondered if UT would have enough emotional energy left for the title game. They did...and then some. Although Georgia held a modest three point lead early in the game and led by two with 14:11 to go in the first half, it would be their only lead in the title contest. UT senior Latina Davis put the handcuffs on Player of the Year Saudia Roundtree in the first half as the Lady Vols grabbed an early nine point lead, 28-19 with 7:36 to go in the first half. Georgia recovered to trail by just five at the half, 42-37.

In the first three minutes of the second half, UT took off and never looked back. Abby Conklin's trey (her first of four) with 14:55 left gave UT a 16-point lead, 57-41. Davis upped the ante to a 21 point lead with 2:25 showing, 81-60. The celebrating started early as the Final Four MVP, Michelle Marciniak, and All-Tournament Team members Chamique Holdsclaw and Tiffani Johnson left the game to wildly cheering fans. Davis, who held Roundtree to 17 points below her average, was UT's quiet heroine.

On the night, Holdsclaw and Johnson tallied 16 points to lead UT, while Conklin added 14 points, Pashen Thompson a dozen, and Marciniak 10 in the final game of her career.

TITLE GAME STATISTICS

Georgia	FG-FGA	FT-FTA	REB	PF	TP
Frett	10-18	4-4	16	1	25
Irwin	1-3	0-0	2	0	3
Roundtree	3-14	1-2	5	1	8
Powell	0-1	0-0	0	1	0
Antorskov	0-0	0-0	0	2	0
Thompson	0-0	0-0	1	0	0
Taylor	0-1	0-0	1	0	0
Holland	4-12	1-1	1	4	11
Bush	1-4	0-0	2	4	2
Henderson	8-15	0-1	7	4	16
Walker	0-1	0-0	2	0	0
Decker	0-2	0-0	2	4	0
Walls	0-0	0-0	0	1	0
Team			0		
Totals	27-71	6-8	39	22	65
Tennessee	FG-FGA	FT-FTA	REB	PF	TP
Marciniak	5-13	0-1	4	1	10
Johnson	7-10	2-2	5	2	16
Davis	2-10	4-8	7	2	8
Smallwood	0-0	1-2	1	0	1
Milligan	0-1	0-0	0	0	0
Greene	0-1	0-0	0	0	0
Jolly	1-1	0-1	0	2	2
Holdsclaw	6-16	4-5	14	0	16
Laxton	2-7	0-0	3	1	4
Thompson	4-6	4-6	11	3	12
Conklin	5-8	0-0	4	2	14
Team			5		
Totals	32-73	15-25	54	13	83

Site: Charlotte, N.C. Attendance: 23,921. Halftime: Tennessee 42, Georgia 37. Three-point field goals: Georgia 5-24 (Frett 1-1, Irwin 1-3, Roundtree 1-7, Powell 0-1, Taylor 0-1, Holland 2-8, Bush 0-2, Decker 0-1); Tennessee 4-9 (Marciniak 0-2, Johnson 0-1, Davis 0-1, Conklin 4-5). Officials: Sally Bell, Dee Kantner, Violet Palmer. Semifinals: Georgia 86, Stanford 76; Tennessee 88, Connecticut 83 (OT).



1997 National Champions



No team had ever won the NCAA championship coming in with more than six losses. But proving that it's wise to save your best for last, Tennessee took its fifth NCAA championship and second straight title with a 68-59 win over Old Dominion despite entering the tournament with a 23-10 record.

"Of all our runs to a championship, this one is really the most unexpected," said coach Pat Summitt. "It came from a team with tremendous heart and desire."

Tennessee took control quickly at the start of the title game, jumping out to a 20-8 lead. By halftime, the Lady Vols still had a comfortable lead, 34-22.

In the second half, Old Dominion clawed its way back, taking its first lead at 44-43 with 9:06 left in the game. The Lady Monarchs extended the lead to two, 49-47, before Chamique Holdsclaw led the Lady Vols on a 12-2 run to put the game away for Tennessee.

Holdsclaw was a unanimous choice as the most outstanding player, as she poured in 24 points and seven rebounds. Six of her points came during the decisive run at the end of the game. Joining Holdsclaw on the All-Championship team was Kellie Jolly, who only scored five points, but set a championship record with 11 assists in the final game and a Final Four record with 20.

With the win, the Lady Vols earned their fifth national title, played in their seventh championship game and became only the second team to win consecutive championships. (Southern Cal., 1983 and 1984).

TITLE GAME STATISTICS

Old Dominion	FG- FGA	FT- FTA	REB	PF	TP
Andrade	2-7	0-0	0	5	4
Machanguana	7-13	2-2	10	5	16
Roberts	6-8	1-2	9	2	13
Himes	0-1	0-0	0	0	0
Penicheiro	4-13	2-2	6	2	10
Eller	2-4	0-0	3	0	5
Eblin	3-11	2-4	1	0	11
Small	0-0	0-0	3	1	0
Diaz	0-5	0-0	0	1	0
Bradley	0-0	0-0	0	0	0
Team			2		
Totals	24-62	7-10	34	16	59
Tennessee	FG- FGA	FT- FTA	REB	PF	TP
Johnson	4-4	0-0	3	2	8
Holdsclaw	11-20	2-3	7	2	24
Thompson	4-4	0-3	6	2	8
Elzy	1-3	0-1	3	2	2
Jolly	1-5	2-2	0	2	5
Butts	4-7	0-0	2	0	8
Milligan	0-0	0-0	0	0	0
Greene	0-1	1-2	1	0	1
Laxton	0-0	0-0	0	0	0
Stephens	0-0	0-0	0	1	0
Conklin	4-5	2-2	1	2	12
Team			6		
Totals	29-49	7-13	29	13	68

Site: Cincinnati, OH; Attendance: 16,714. Halftime: Tennessee 34, Old Dominion 22. Three-point field goals: Old Dominion 4-18 (Eller 1-2, Eblin 3-10, Penicheiro 0-1, Diaz 0-2, Andrade 0-3); Tennessee 3-5 (Conklin 2-2, Jolly 1-3). Officials: Dee Kantner, Violet Palmer, Yvette McKinney. Semifinals: Old Dominion 83, Stanford 82; Tennessee 80, Notre Dame 66.

1998 National Champions



The 1998 Tennessee Lady Vols will be remembered as history-makers. A perfect 39-0 record and the most wins ever in women's collegiate basketball... an NCAA unprecedented three consecutive titles... and the systematic blowout night-after-night of the opposition.

When the team finally reached the NCAA title game against a dear old rival in Louisiana Tech, the contest started out tight with UT taking an 8-6 lead. Then "the greatest team ever to play the game," according to Louisiana Tech head coach Leon Barmore, exploded out to a 34-11 run over the next seven minutes. The points were coming in bunches to the tune of 63% field goal accuracy as these Lady Vols were on a mission.

By the halftime break, Tennessee led 55-32 and had registered an NCAA record for the most points scored in a half at the Final Four. Leading the way for UT in game 39 were the Three Meeks — MVP Chamique Holdsclaw, Tamika Catchings and Semeka Randall— who collectively tallied 62 points and 25 rebounds in the Lady Vols' 93-75 victory.

Holdsclaw, who scored 25 points and grabbed 10 rebounds, won the top player honors in the final game. She was joined on the All-Tournament Team by Catchings, who recorded 27 points in her first title game, and an honorary "Meek", Kellie Jolly, who added a career-high 20 points.

With the win, the Lady Vols earned their sixth national title, played in their eighth championship game and became the first team to win three consecutive NCAA titles.

TITLE GAME STATISTICS

Louisiana Tech	FG- FGA	FT- FTA	REB	PF	TP
Maxwell	7-12	0-0	8	3	15
Wilson	2-6	0-0	5	4	4
Burras	9-16	1-5	10	3	19
Stallworth	0-6	2-2	1	0	2
Jackson	11-25	0-0	4	2	26
Cochran	0-0	0-0	0	0	0
Scheppmann	1-5	0-0	0	2	3
Gilmore	0-0	2-2	1	0	2
Bowman	2-3	0-1	0	2	4
Team			5		
Totals	32-73	5-10	34	16	75
Tennessee	FG- FGA	FT- FTA	REB	PF	TP
Catchings	8-16	11-13	7	3	27
Holdsclaw	11-25	3-4	10	0	25
Stephens	0-2	0-0	2	2	0
Randall	4-9	2-4	8	2	10
Jolly	7-10	2-2	4	2	20
Butts	1-1	0-0	1	0	2
Milligan	0-0	0-0	0	0	0
Greene	0-1	1-2	0	0	1
Laxton	0-0	0-0	1	0	0
Elzy	0-1	0-0	0	0	0
Clement	3-4	0-0	1	1	6
Geter	1-1	1-2	7	3	3
Team			6		
Totals	35-69	19-25	47	13	93

Site: Kansas City, Mo; Attendance: 17,976. Halftime: Tennessee 55, Louisiana Tech 32. Three-point field goals: Louisiana Tech 6-18 (Jackson 4-12, Maxwell 1-3, Scheppmann 1-2, Stallworth 0-1); Tennessee 4-9 (Jolly 4-5, Catchings 0-4). Officials: Sally Bell, Bob Trammell, Wesley Dean. Semifinals: Tennessee 86, Arkansas 58; Louisiana Tech 84, N.C. State 65.