



# THE SEC



## IN THIS SECTION

**This is the SEC 104-105**

**2006 SEC Stats 106**

**SEC Composite Schedule 107**

**UT's SEC History 108-111**

**UT's SEC Honorees 112-113**

**UT & Opponent SEC Tournament Records 114**



# 2006-07 SOUTHEASTERN CONFERENCE

## 2006-07 SEC TELEVISION SCHEDULE

### NOVEMBER

12 Georgia vs. Rutgers (State Farm Tip-off)	1:00 p.m.	ESPN2
12 Kentucky vs. Wake Forest/ Indiana (WSF Tournament)	1:00 p.m.	BBSN
16 UL-Lafayette @ LSU	8:00 p.m.	CST
16 UCLA @ Tennessee	7:00 p.m.	CSS
19 Tennessee @ Arizona State	2:00 p.m.	FSN
24 Florida @ Florida State	4:00 p.m.	SUN
26 Stanford @ Georgia	3:00 p.m.	FSN
26 Middle Tennessee @ Tennessee	3:00 p.m.	LOCAL
28 Tennessee @ Louisiana Tech	8:00 p.m.	LOCAL

### DECEMBER

3 Tennessee @ North Carolina	8:00 p.m.	ESPN
3 Clemson @ Vanderbilt	5:00 p.m.	ESPN2
8 Florida @ TCU	9:00 p.m.	MNT
8 Alabama State @ Kentucky	7:00 p.m.	BBSN
10 Ohio State @ LSU	3:00 p.m.	CST
17 Tennessee @ Texas	1:30 p.m.	RSN
22 Tennessee @ Old Dominion	5:00 p.m.	ESPN2
29 Florida vs. Nebraska/NC State (State Farm Classic)	7:00 p.m.	SUN
30 LSU vs. Louisiana Tech (Katrina Relief Classic)	8:00 p.m.	CST
30 Notre Dame vs. Tennessee	2:00 p.m.	CSS

### JANUARY

2 Texas-PA @ Kentucky	7:00 p.m.	BBSN
2 Temple @ Florida	3:30 p.m.	SUN
3 Alabama @ Tennessee	7:00 p.m.	CSS
4 Ole Miss @ Auburn	8:00 p.m.	RSN
4 South Carolina @ Kentucky	7:00 p.m.	BBSN
6 Kentucky @ Ohio State	Noon	CBS
6 Tennessee @ Uconn	4:00 p.m.	CBS
7 Vanderbilt @ Ole Miss	2:30 p.m.	RSN
7 Georgia @ LSU	3:00 p.m.	CST-TD
11 Georgia @ Mississippi State	7:00 p.m.	CSS
11 Kentucky @ Alabama	9:00 p.m.	RSN
14 Tennessee @ Georgia	1:00 p.m.	FSN
14 Florida @ Vanderbilt	3:00 p.m.	CSS
18 South Carolina @ Ole Miss	8:00 p.m.	RSN
21 Georgia vs. Florida State (Russell Shootout)	12:30 p.m.	RSN
21 Georgia Tech vs. Vanderbilt (Russell Shootout)	3:00 p.m.	RSN
22 Duke @ Tennessee	7:00 p.m.	ESPN2
25 Tennessee @ Vanderbilt	7:00 p.m.	FSN
25 Arkansas @ LSU	8:00 p.m.	CST-TD
28 Georgia @ Florida	4:30 p.m.	SUN
28 Tennessee @ Alabama	3:00 p.m.	CSS

### FEBRUARY

1 LSU @ Georgia	7:00 p.m.	RSN
1 Arkansas @ Mississippi State	9:00 p.m.	RSN
4 Florida @ Kentucky	Noon	RSN
5 Georgia @ Tennessee	7:00 p.m.	ESPN2
8 South Carolina @ Arkansas	7:00 p.m.	RSN
8 Florida @ LSU	9:00 p.m.	RSN
8 Tennessee @ Auburn	8:00 p.m.	CSS
11 Uconn @ LSU	3:00 p.m.	ESPN2
11 Kentucky @ Tennessee	5:30 p.m.	ESPN2
11 Mississippi State @ Florida	3:00 p.m.	SUN
15 Georgia @ Kentucky	7:00 p.m.	RSN
15 Ole Miss @ Tennessee	7:00 p.m.	CSS
18 Georgia @ Auburn	4:00 p.m.	RSN
18 Arkansas @ Kentucky	Noon	BBSN
19 Tennessee @ LSU	7:00 p.m.	ESPN2
22 Mississippi State @ Alabama	7:00 p.m.	RSN
22 LSU @ Vanderbilt	9:00 p.m.	RSN
25 Vanderbilt @ Tennessee	1:00 p.m.	FSN
25 Alabama @ LSU	3:00 p.m.	CST-TD

### MARCH

1 SEC Tournament Game 1	1:00 p.m.	RSN
1 SEC Tournament Game 2	3:30 p.m.	RSN
1 SEC Tournament Game 3	7:00 p.m.	RSN
1 SEC Tournament Game 4	9:30 p.m.	RSN
2 SEC Tournament Game 5	1:00 p.m.	RSN
2 SEC Tournament Game 6	3:30 p.m.	RSN
2 SEC Tournament Game 7	7:00 p.m.	RSN
2 SEC Tournament Game 8	9:30 p.m.	RSN
3 SEC Tournament Game 9	6:45 p.m.	RSN
3 SEC Tournament Game 10	9:15 p.m.	RSN
4 SEC Championship (Duluth, Ga.)	7:30 p.m.	ESPN2

RSN-FSN South, FSN Southwest, Sun Sports; FSN-FSN National; BBSN-Big Blue Sports Network (Ky.); CST-Cox Sports Television (La.); CSS-Comcast Sports Southeast; SUN-Sun Sports (Fla.); LOCAL - Ch. 8 in Knoxville/Ch. 17 in Nashville.

## MEDIA RELATIONS STAFF



**Charles Bloom**  
Associate Commissioner



**DeWayne Peavy**  
Associate Director



**Tammy Wilson**  
Associate Director



**Chuck Dunlap**  
Assistant Director

### SEC OFFICE:

**Commissioner: Mike Slive**

2201 Richard Arrington Blvd. North • Birmingham, Ala. 35203-1103

**Main Phone: (205) 458-3000 • SEC Media Relations: (205) 458-3010 • Fax: (205) 458-3030**

## SEC QUICK FACTS

**Founded:**  
1933



**Members (12):**

Alabama	Louisiana State
Arkansas	Mississippi
Auburn	Mississippi State
Florida	South Carolina
Georgia	<b>Tennessee</b>
Kentucky	Vanderbilt

**SEC WOMEN'S BASKETBALL CONTACT:** The SEC contact for women's basketball is Tammy Wilson. Any questions concerning conference matters should be addressed to Tammy at the SEC office. She can be reached at 205-458-3010.

### 2006-07 WOMEN'S BASKETBALL TELECONFERENCE SCHEDULE

**Dates:** Jan. 5 and Feb. 2

**Format:** The 12 SEC women's head basketball coaches are scheduled to participate in two teleconferences during the conference season. They are scheduled for Jan. 5 and Feb. 2. The SEC Women's Basketball Tournament teleconference will take place Monday, February 26, at 2 p.m. ET. The coaches will appear in alphabetical order by school for seven minutes each. The NCAA Tournament teleconference is set for Tuesday, March 13, at 11 a.m. ET. It will feature coaches from all SEC teams participating in the NCAA Tournament.

**SEC ON THE WEB:** For all you need to know about the Southeastern Conference and its member schools, access the SEC Web Page at [www.sec-sports.com](http://www.sec-sports.com). The site contains team information, scores, conference standings and statistics, awards recipients, history and records, feature stories, chat rooms, television information on conference events, details about tickets to SEC events, SEC merchandise and much, much more.

**PLAYER OF THE WEEK:** The SEC will name a Player of the Week each week throughout the regular season. Each week's selection will be released on Monday afternoon for Tuesday morning publication and will also be announced in the league's weekly release. The league women's basketball sports information directors make nominations for the award each week.

**SEC HISTORY:** The Southeastern Conference was formed Dec. 8-9, 1932, and included 13 schools at the time: Alabama, Auburn, Florida, Georgia, Georgia Tech, Kentucky, LSU, Ole Miss, Mississippi State, Sewanee, Tennessee, Tulane, and Vanderbilt.

The league's first president was Frank L. McVey of Kentucky. Due to the continually increasing amount of work administering the league, the office of Commissioner was established by its member institutions in 1940. Former Mississippi governor Martin Conner was named as the first commissioner, a post he held until 1948. Following Conner were Bernie Moore (1948-66), A.M. Coleman (1966-72), Dr. Boyd McWhorter (1972-86), Dr. Harvey Schiller (1986-90), and Roy Kramer (1990-2002). Mike Slive is currently Commissioner of the Southeastern Conference and its 12 member institutions.

The first SEC champions were crowned in 1933 in baseball, basketball, football and outdoor track. Cross-country, golf, swimming, tennis and indoor track were added later. The SEC began recognizing women's championships during the 1979-80 academic year. The conference office officially took over regulation of women's athletics on September 1, 1984.

The SEC currently regulates nine men's sports and eleven women's sports. Baseball, basketball, football, golf, swimming and diving, tennis and track (indoor, outdoor, and cross country) are currently sanctioned for men. The women's sports are basketball, golf, gymnastics, soccer, softball, swimming and diving, tennis, track (indoor, outdoor, and cross country) and volleyball.



*Jill Rankin Schneider (waving) was honored as an all-time "SEC GREAT" at the 2004 SEC Tournament.*

# 2006-07 SOUTHEASTERN CONFERENCE



With six national championships, ten runner-up finishes, a nation-leading 30 Final Four appearances and 114 first-team All-America honorees, the SOUTHEASTERN CONFERENCE stands firmly as the nation's premier intercollegiate women's basketball conference.

## SEC By The Numbers

The SEC has posted impressive non-conference records in the last decade. The SEC compiled a 129-48 (.728) non-conference record during the 2005-06 season. Since the 1990 season, the SEC has compiled a 2,307-641 (.783) record against other conferences. The league has recorded 150+ wins during seven seasons and had never recorded a non-conference winning percentage below .746.

SEC teams have earned appearances in 23 of 25 NCAA Final Fours, an accomplishment unmatched by any other league. Overall, SEC squads have filled 30 of the 100 Final Four berths, including having two Final Four teams in 1988 (Auburn, Tennessee), 1989 (Auburn, Tennessee), 1995 (Georgia, Tennessee), 1996 (Georgia, Tennessee), 1998 (Arkansas, Tennessee), 2004 (LSU, Tennessee) and 2005 (LSU, Tennessee).

SEC teams have made 16 appearances in a nation-high 14 NCAA Championship games, winning six national championships (Tennessee: 1987, 1989, 1991, 1996, 1997 and 1998). The league had the distinction of providing both national finalists twice in its history in 1996 (Tennessee 83, Georgia 65) and in 1989 (Tennessee 76, Auburn 60).

SEC teams have won 283 NCAA Tournament games against 147 losses (.658) for an average of 11.3 NCAA wins per year. In addition, all 12 current members have appeared in the NCAA Tournament.

The SEC has paced the pack in NCAA tournament bids 21 times in its 25-year history. The SEC was the first league ever to have eight teams invited to the NCAA Tournament, doing it in 1999 and 2002.

The SEC was also the first league ever to have seven teams invited to the NCAA Tournament and earned this honor a leading seven times (1986, 1991, 1995, 1996, 1997, 2003, 2004).

In 2003, Auburn won the WNIT title with wins over South Alabama, Florida State, Richmond, Creighton and Baylor. It was the second WNIT Championship for the SEC. In 1999, the Arkansas Lady Razorbacks defeated Wisconsin, 76-64, to claim the SEC's first Women's NIT championship.

## NCAA Numbers Do The Talking

In the 25-year history of the NCAA Women's Basketball Tournament (since 1982), no league has posted more appearances, wins or titles than the SEC.

The following lists (to the right) were derived and updated from the NCAA Final Four Record Book through the 2005-06 season, using actual conference membership.

## NCAA Numbers

### NCAA Appearances

(active conferences only)

SEC	153
ACC	110
Big Ten	100
Pac-10	79
BIG EAST	78
Atlantic 10	58
Big 12	57
Sun Belt	40
C-USA	39
MVC	34

### NCAA Titles

(using actual conference membership)

SEC	6
BIG EAST	6
ACC	2
Pac-10	2
Southwestern	2
Western Collegiate	2
American South	1
Independents	1
Sun Belt	1
Big Ten	1
Big 12	1

### NCAA Tournament Wins

SEC	283
ACC	155
BIG EAST	126
Big Ten	123
Pac-10	96
Big 12	79
Sun Belt	63
Atlantic 10	45
Independents	32

### NCAA Final Four Appearances

SEC	30
ACC	13
Big East	10
Big Ten	8
Sun Belt	8
Independents	6
Pac-10	6
Big 12	3
Colonial	1

### SEC Year-By-Year NCAA Participation

1982:	5
1983:	5
1984:	5
1985:	4
1986:	7
1987:	6
1988:	6
1989:	6
1990:	6
1991:	7
1992:	4
1993:	6
1994:	6
1995:	7
1996:	7
1997:	7
1998:	6
1999:	8
2000:	6
2001:	6
2002:	8
2003:	7
2004:	7
2005:	5
2006:	6

## SOUTHEASTERN CONFERENCE SERIES-BY-SERIES RECORDS

(through 2005-06 season)

	AL	AK	AU	UF	UGA	UK	LSU	OM	MSU	USC	UT	VU
Alabama	—	12-10	29-33	26-17	9-24	15-16	16-25	15-26	33-8	14-9	<b>2-37</b>	11-20
Arkansas	10-12	—	8-12	5-14	3-19	12-8	9-19	7-17	13-8	14-5	<b>1-16</b>	5-13
Auburn	33-30	12-8	—	28-13	12-20	23-9	26-12	24-19	27-12	17-10	<b>8-30</b>	17-16
Florida	17-26	14-5	13-28	—	10-38	20-17	9-19	13-11	15-16	14-6	<b>2-34</b>	18-23
Georgia	24-9	19-3	20-12	37-10	—	27-9	18-13	24-9	20-10	25-4	<b>14-35</b>	28-17
Kentucky	16-16	8-12	9-22	17-20	9-27	—	7-21	8-18	15-15	22-14	<b>6-40</b>	12-23
LSU	25-16	19-9	12-26	19-9	13-18	22-7	—	21-18	35-4	15-3	<b>9-34</b>	14-16
Mississippi	26-16	17-7	19-24	11-13	9-24	18-8	18-21	—	57-13	13-9	<b>7-29</b>	12-21
Mississippi St.	8-33	8-13	12-27	16-15	10-20	15-15	4-35	13-57	—	11-8	<b>0-25</b>	11-27
South Carolina	9-14	5-14	10-17	6-14	4-25	14-22	3-15	10-12	8-11	—	<b>1-34</b>	5-16
<b>TENNESSEE</b>	<b>37-2</b>	<b>16-1</b>	<b>30-8</b>	<b>34-2</b>	<b>36-14</b>	<b>40-6</b>	<b>34-9</b>	<b>29-7</b>	<b>25-0</b>	<b>36-2</b>	—	<b>47-6</b>
Vanderbilt	20-11	13-5	16-17	23-18	17-28	23-12	16-14	21-12	27-11	16-5	<b>6-46</b>	—

\*Series records appear as represented by each respective school's media guide.





# 2006 FINAL SEC WOMEN'S BASKETBALL STATISTICS

## TEAM STATISTICS

STANDINGS				
TEAM	SEC	PCT.	ALL	PCT.
LSU	13-1	.929	31-4	.886
Tennessee	11-3	.786	31-5	.861
Georgia	10-4	.714	23-9	.719
Kentucky	9-5	.643	22-9	.710
Florida	8-6	.571	21-9	.700
Vanderbilt	8-6	.571	21-11	.686
South Carolina	7-7	.500	17-12	.586
Ole Miss	5-9	.357	17-14	.548
Arkansas	5-9	.357	13-15	.464
Auburn	4-10	.286	14-15	.483
Alabama	3-11	.214	9-19	.321
Mississippi St.	1-13	.071	6-22	.214

## SCORING OFFENSE

TEAM	G	PTS	AVG/G
Georgia	32	2554	79.8
Tennessee	36	2819	78.3
LSU	35	2595	74.1
Ole Miss	31	2222	71.7
Florida	30	2119	70.6
Vanderbilt	32	2239	70.0
South Carolina	29	2002	69.0
Kentucky	31	2135	68.9
Arkansas	28	1846	65.9
Auburn	29	1845	63.6
Alabama	28	1696	60.6
Mississippi St.	28	1589	56.8

## SCORING DEFENSE

TEAM	G	PTS	AVG/G
LSU	35	1866	53.3
South Carolina	29	1648	56.8
Auburn	29	1696	58.5
Tennessee	36	2197	61.0
Vanderbilt	32	1954	61.1
Kentucky	31	1919	61.9
Georgia	32	2051	64.1
Arkansas	28	1808	64.6
Mississippi St.	28	1872	66.9
Florida	30	2020	67.3
Alabama	28	1904	68.0
Ole Miss	31	2113	68.2

## FIELD GOAL PERCENTAGE

TEAM	G	FGM	FGA	PCT
LSU	35	1020	2090	.488
Vanderbilt	32	823	1718	.479
Tennessee	36	1005	2133	.471
Georgia	32	942	2013	.468
South Carolina	29	768	1706	.450
Auburn	29	696	1576	.442
Kentucky	31	774	1834	.422
Florida	30	756	1844	.410
Alabama	28	599	1466	.409
Ole Miss	31	799	2051	.390
Arkansas	28	689	1832	.376
Mississippi St.	28	587	1594	.368

## OPPONENTS' FIELD GOAL PCT.

TEAM	G	FGM	FGA	PCT
South Carolina	29	567	1635	.347
LSU	35	722	2021	.357
Auburn	29	613	1711	.358
Kentucky	31	702	1836	.382
Tennessee	36	799	2002	.399
Vanderbilt	32	727	1797	.405
Mississippi St.	28	682	1671	.408
Ole Miss	31	760	1822	.417
Alabama	28	685	1639	.418
Georgia	32	764	1822	.419
Florida	30	759	1803	.421
Arkansas	28	679	1567	.433

## SCORING MARGIN

TEAM	G	OFF	DEF	MARGIN
LSU	35	74.1	53.3	+20.8
Tennessee	36	78.3	61.0	+17.3
Georgia	32	79.8	64.1	+15.7
South Carolina	29	69.0	56.8	+12.2
Vanderbilt	32	70.0	61.1	+8.9
Kentucky	31	68.9	61.9	+7.0
Auburn	29	63.6	58.5	+5.1
Ole Miss	31	71.7	68.2	+3.5
Florida	30	70.6	67.3	+3.3
Arkansas	28	65.9	64.6	+1.4
Alabama	28	60.6	68.0	-7.4
Mississippi St.	28	56.8	66.9	-10.1

## 3-POINT FIELD GOAL PCT.

TEAM	G	FGM	FGA	PCT
Georgia	32	228	581	.392
Tennessee	36	220	565	.389
Vanderbilt	32	187	481	.389
Kentucky	31	149	433	.344
Arkansas	28	200	592	.338
LSU	35	81	251	.323
Auburn	29	101	319	.317
Florida	30	162	527	.307
Ole Miss	31	151	505	.299
Alabama	28	94	323	.291
South Carolina	29	97	353	.275
Mississippi St.	28	106	409	.259

## FREE THROW PCT.

TEAM	G	FTM	FTA	PCT
Georgia	32	442	566	.781
Vanderbilt	32	406	531	.765
Florida	30	445	594	.749
Tennessee	36	589	796	.740
Kentucky	31	438	636	.689
LSU	35	474	691	.686
Arkansas	28	268	404	.663
Auburn	29	352	532	.662
South Carolina	29	369	566	.652
Ole Miss	31	473	741	.638
Alabama	28	404	643	.628
Mississippi St.	28	309	506	.611

## REBOUNDING MARGIN

TEAM	G	TEAM	AVG	OPP	AVG	MARGIN
South Carolina	29	1221	42.1	981	33.8	+8.3
Tennessee	36	1418	39.4	1124	31.2	+8.2
LSU	35	1397	39.9	1131	32.3	+7.6
Kentucky	31	1284	41.4	1073	34.6	+6.8
Alabama	28	1114	39.8	938	33.5	+6.3
Auburn	29	1094	37.7	1046	36.1	+1.7
Georgia	32	1150	35.9	1127	35.2	+0.7
Vanderbilt	32	1059	33.1	1038	32.4	+0.7
Ole Miss	31	1295	41.8	1279	41.3	+0.5
Florida	30	1130	37.7	1167	38.9	-1.2
Mississippi St.	28	1049	37.5	1141	40.8	-3.3
Arkansas	28	1029	36.8	1139	40.7	-3.9

## ASSISTS

TEAM	G	A	AVG/G
Vanderbilt	32	570	17.81
LSU	35	574	16.40
Georgia	32	524	16.38
Arkansas	28	454	16.21
Tennessee	36	554	15.39
South Carolina	29	436	15.03
Auburn	29	414	14.28
Kentucky	31	424	13.68
Florida	30	398	13.27
Mississippi St.	28	322	11.50
Ole Miss	31	352	11.35
Alabama	28	305	10.89

## STEALS

TEAM	G	S	AVG/G
Georgia	32	371	11.59
Ole Miss	31	341	11.00
LSU	35	379	10.83
South Carolina	29	308	10.62
Florida	30	302	10.07
Arkansas	28	265	9.46
Tennessee	36	323	8.97
Mississippi St.	28	245	8.75
Vanderbilt	32	262	8.19
Auburn	29	230	7.93
Alabama	28	211	7.54
Kentucky	31	195	6.29

## BLOCKED SHOTS

TEAM	G	B	AVG/G
Auburn	29	207	7.14
South Carolina	29	193	6.66
Tennessee	36	202	5.61
LSU	35	158	4.51
Kentucky	31	135	4.35
Alabama	28	95	3.39
Mississippi St.	28	90	3.21
Arkansas	28	79	2.82
Florida	30	76	2.53
Ole Miss	31	76	2.45
Vanderbilt	32	76	2.38
Georgia	32	57	1.78

## INDIVIDUAL BASKETBALL STATISTICS

### POINTS

PLAYER-TEAM	G	FG	3FG	FT	PTS	AVG/G
Seimone Augustus-LS	35	334	18	109	795	22.7
Tasha Humphrey-UG	31	223	30	148	624	20.1
Sherill Baker-UG	32	242	4	110	598	18.7
Armintie Price-UM	31	191	5	161	548	17.7
Candace Parker-UT	36	230	3	159	622	17.3
Sylvia Fowles-LS	35	215	0	127	557	15.9
Shanna Zolman-UT	36	183	103	85	554	15.4
Dalila Eshe-UF	30	143	20	121	427	14.2
Sha Brooks-UF	30	138	61	75	412	13.7
DeWanna Bonner-AU	29	135	27	94	391	13.5

### REBOUNDS

PLAYER-TEAM	G	OFF	DEF	TOT	AVG/G
Sylvia Fowles-LS	35	131	276	407	11.6
Armintie Price-UM	31	106	193	299	9.6
Tasha Humphrey-UG	31	111	172	283	9.1
Jennifer Humphrey-UK	31	100	164	264	8.5
Dee Merriweather-UA	28	111	127	238	8.5
Candace Parker-UT	36	82	216	298	8.3
Dalila Eshe-UF	30	71	142	213	7.1
Brittany Davis-UF	30	91	121	212	7.1
Eleia Roddy-UK	31	75	132	207	6.7
Harriet Barnes-UA	27	70	109	179	6.6

### FIELD GOAL PCT.

PLAYER-TEAM	G	FGM	FGA	PCT
Liz Sherwood-VU	32	172	268	.642
Sylvia Fowles-LS	35	215	354	.607
Nicole Jules-VU	32	103	171	.602
Demetress Adams-SC	29	94	158	.595
Seimone Augustus-LS	35	334	595	.561
KeKe Carrier-AU	29	109	197	.553
Candace Parker-UT	36	230	417	.552
Sarah Elliott-UK	31	149	273	.546
Tye'sha Fluker-UT	36	133	250	.532
Sherill Baker-UG	32	242	457	.530

### 3-POINT FG PCT.

PLAYER-TEAM	G	FGM	FTA	PCT
Janese Hardrick-UG	32	41	92	.446
Caroline Williams-VU	32	95	214	.444
Sidney Spencer-UT	36	53	122	.434
Shanna Zolman-UT	36	103	238	.433
Cori Chambers-UG	32	78	184	.424
Carly Ormerod-UK	31	49	118	.415
Cherish Stringfield-VU	31	33	85	.388
Jenny Pfeiffer-UK	31	55	146	.377
Kate Mastin-UA	26	44	119	.370
Nitasha Brown-AU	29	50	142	.352

### FREE THROW PCT.

PLAYER-TEAM	G	FTM	FTA	PCT
Shanna Zolman-UT	36	85	90	.944
Jenny Pfeiffer-UK	31	94	106	.887
Dalila Eshe-UF	30	121	142	.852
Tasha Humphrey-UG	31	148	177	.836
Carla Thomas-VU	30	91	109	.835
Dee Davis-VU	31	84	103	.816
Sherill Baker-UG	32	110	136	.809
Erica White-LS	34	71	89	.798
Sarah Lowe-UF	28	68	86	.791
Seimone Augustus-LS	35	109	138	.790

### STEALS

PLAYER-TEAM	G	S	AVG/G
Sherill Baker-UG	32	149	4.66
Armintie Price-UM	31	104	3.35
Alexis Hornbuckle-UT	29	91	3.14
Melanie Johnson-SC	29	67	2.31
Sha Brooks-UF	30	65	2.17
Dee Davis-VU	31	66	2.13
Sarah Lowe-UF	28	59	2.11
Danielle Santos-UF	30	57	1.90
Sylvia Fowles-LS	35	66	1.89
Janese Hardrick-UG	32	60	1.88

### BLOCKED SHOTS

PLAYER-TEAM	G	B	AVG/G
Marita Payne-AU	29	107	3.69
Candace Parker-UT	36	86	2.39
Sylvia Fowles-LS	35	75	2.14
Dee Merriweather-UA	28	51	1.82
KeKe Carrier-AU	29	42	1.45
Nicky Anosike-UT	36	47	1.31
Sarah Elliott-UK	31	40	1.29
Iva Sliskovic-SC	29	37	1.28
Jennifer Humphrey-UK	31	37	1.19
Ilona Burgrova-SC	29	34	1.17
Demetress Adams-SC	29	34	1.17



# 2006-07 SEC WOMEN'S BASKETBALL COMPOSITE SCHEDULE

## NOVEMBER

**10**  
Samford at Alabama 5 pm  
Arkansas at Clemson 6 pm  
Auburn at Western Carolina 6 pm  
North Florida at Florida 5 pm (ET)  
12-Washington State at Kentucky 8 pm (ET)  
SE Louisiana at Ole Miss 11 am  
Troy at Mississippi State 7 pm

**12**  
Florida at Xavier 6 pm (ET)  
9-Georgia vs. Rutgers (ESPN2) 1 pm (ET)  
12-Wake Forest/Ind. at Kentucky (BBSN) 1 pm (ET)  
15-West Virginia at LSU 2 pm  
East Tenn. State at South Carolina 3 pm (ET)  
Chattanooga at Tennessee 3 pm (ET)  
Vanderbilt at Colorado 2 pm

**13**  
Alabama at Arkansas State TBA  
La.-Monroe at Arkansas 7 pm  
15-Howard at LSU 7:15 pm

**14**  
15-Virginia Tech at LSU 7:15 pm  
Ole Miss at UAB 7 pm  
South Carolina at Penn State 7 pm (ET)

**15**  
Alabama State at Auburn 6 pm  
NC A&T at Georgia 7 pm (ET)

**16**  
UL-Lafayette at LSU (COX) 7 pm  
UCLA at Tennessee (CSS) 7 pm (ET)  
Vanderbilt at Western Kentucky 7 pm

**17**  
Tennessee Tech at Alabama 5:30 pm  
Arkansas at Lipscomb 7 pm  
Winston-Salem State at Auburn 5:30 pm  
7-Florida vs. California TBA  
Ole Miss at Rice 7 pm  
SE Louisiana at Mississippi State 7 pm  
N.C. A&T at South Carolina 7 pm (ET)

**18**  
Arkansas at Austin Peay 5:15 pm  
7-Florida vs. Pepperdine/Rutgers TBA  
Kentucky at Old Dominion 4 pm (ET)  
Dartmouth at Vanderbilt TBA

**19**  
SE Louisiana at Alabama 3 pm  
Davidson at Georgia 2:30 pm (ET)  
LSU at Tulane 5 pm  
Rhode Island at Ole Miss 2 pm  
Tennessee at Arizona State (FSN) 3 pm (ET)

**20**  
Wichita State at Arkansas 7 pm  
Belmont at Mississippi State 7 pm  
Clemson at South Carolina 7 pm (ET)  
Texas A&M-CC at Vanderbilt 7 pm

**21**  
IUPUI at Florida 5 pm (ET)  
Georgia at Georgia Southern 7 pm (ET)  
LSU at Baylor 7 pm  
Arkansas-Pine Bluff at Ole Miss 7 pm

**23**  
4-Auburn at Paradise Jam TBA

**24**  
1-Alabama at St. Mary's Tourn. TBA  
2-Arkansas vs. Denver 7:20 pm  
4-Auburn at Paradise Jam TBA  
Florida at Florida State (SUN) 4 pm (ET)  
13-Kentucky vs. Delaware 8 pm (ET)  
16-LSU vs. Eastern Washington 5 pm  
18-Ole Miss vs. Northwestern 5 pm  
22-Mercer at South Carolina 7 pm (ET)  
Stanford at Tennessee 7 pm (ET)  
23-Florida Atlantic at Vanderbilt Noon

**25**  
1-Alabama at St. Mary's Tourn. TBA  
2-Arkansas vs. Texas Tech/Hawaii TBA  
4-Auburn at Paradise Jam TBA  
13-Kentucky vs. TBA TBA  
16-LSU vs. Tulsa 2 pm

18-Ole Miss vs. Gardner Webb/Md. TBA  
22-TBA at South Carolina 5 pm (ET)  
23-TBA at Vanderbilt Noon

**26**  
2-Arkansas vs. TBA TBA  
Stanford at Georgia (FSN) 3 pm (ET)  
Miss. Valley St. at Mississippi State 2 pm  
Middle Tenn. (WVLT) at Tennessee 3 pm (ET)

**27**  
Morehead State at Florida 7 pm (ET)  
LSU at New Orleans 7 pm

**28**  
Tennessee at Louisiana Tech (WVLT) 8 pm (ET)

**29**  
Chattanooga at Alabama 7 pm  
Jacksonville State at Auburn 6 pm  
Memphis at Georgia 7 pm (ET)  
Detroit at Kentucky 7 pm (ET)  
South Carolina at NC State 7 pm (ET)

**30**  
Florida State at Mississippi State 7 pm  
Vanderbilt at UAB TBA

## DECEMBER

**1**  
Portland State at Arkansas 7 pm  
5-Auburn at Nugget Classic TBA  
Florida at South Alabama 8 pm (ET)

**2**  
Savannah State at Alabama Noon  
5-Auburn at Nugget Classic TBA  
Detroit Mercy at LSU 2 pm  
Illinois at Ole Miss 2 pm

**3**  
Texas Southern at Arkansas 2 pm  
Georgia at Georgia Tech 2 pm (ET)  
Kentucky at Louisville 1 pm (ET)  
UAB at Mississippi State 2 pm  
Fordham at South Carolina 1:30 pm (ET)  
Tennessee at North Carolina (ESPN) 8 pm (ET)  
Clemson at Vanderbilt (ESPN2) 4 pm

**4**  
McNeese State at Alabama 7 pm

**5**  
Florida at Illinois 8 pm (ET)  
UT-Martin at Tennessee 7 pm (ET)

**6**  
Jackson State at Auburn 5:30 pm

**7**  
MTSU at Georgia 7 pm (ET)  
Oklahoma at South Carolina TBA  
George Washington at Tennessee 7 pm (ET)  
Vanderbilt at Duke 6 pm

**8**  
Florida at TCU (MNT) 9 pm (ET)  
Alabama St. at Kentucky (BBSN) 7 pm (ET)

**9**  
Alabama at Tulane 2 pm

**10**  
Ohio State at LSU (COX) 2 pm  
Penn State at Ole Miss 2 pm  
Mississippi State at Southern Miss. 2 pm

**12**  
Ole Miss at Rutgers TBA

**13**  
Southern Methodist at Arkansas 7 pm  
Ohio at Auburn 6 pm  
Louisiana Tech at Mississippi State 7 pm

**15**  
Georgia at Savannah State 7 pm (ET)

**16**  
Alabama at Louisiana Tech 7 pm  
Arkansas at Tulsa 8:30 pm  
Auburn at George Washington 1 pm  
Mississippi State at Purdue 6 pm

**17**  
TCU at Georgia 2:30 pm (ET)  
Arkansas-Pine Bluff at Kentucky 2 pm (ET)  
LSU at Michigan State 1 pm  
Central Arkansas at Ole Miss 2 pm  
Tennessee at Texas (FSN) 1:30 pm (ET)  
Vanderbilt at South Florida TBA

**18**  
Birmingham Southern at Alabama 7 pm  
Arkansas at Memphis 7 pm  
Stetson at Florida 7 pm (ET)

**19**  
Auburn at Maryland-Eastern Shore 6 pm  
Mississippi Valley St. at Kentucky 11:30 am (ET)  
Grambling at Mississippi State 7 pm

**20**  
Belmont at Alabama 7 pm  
3-Arkansas vs. Stephen F. Austin 6 pm  
Georgia at George Mason 7 pm (ET)  
McNeese State at LSU 2 pm  
High Point at South Carolina 6 pm (ET)  
West Virginia at Tennessee 7 pm (ET)  
23-TBA at Vanderbilt TBA

**21**  
Oakland at Auburn 1 pm  
Louisville at Florida 1 pm (ET)  
Georgia at Richmond 7 pm (ET)  
Southern at Kentucky 7 pm (ET)  
Miami at Ole Miss 7 pm  
20-Mississippi State vs. New Orleans 4:30 pm  
24-TBA at Vanderbilt TBA

**22**  
Tennessee at Old Dominion (ESPNU) 5 pm (ET)

**23**  
SC State at South Carolina 2 pm (ET)

**28**  
South Dakota State at Alabama 7 pm  
Cincinnati at Arkansas 7 pm  
6-Auburn at Miami Tourn. TBA  
8-Alabama State at Florida 7 pm (ET)  
10-Georgia vs. George Washington 7 pm (ET)  
Samford at South Carolina 8 pm (ET)

**29**  
8-Nebraska/NC State at Florida 7 pm (ET)  
14-Kentucky vs. Kent State 6 pm (ET)  
19-Ole Miss vs. Texas-Arlington 5 pm  
21-Mississippi State vs. Tenn. St. TBA

**30**  
North Dakota State at Alabama 7 pm  
Arkansas at St. Louis 1 pm  
6-Auburn at Miami Tourn. TBA  
10-Georgia vs. Brown/San Diego St. TBA  
14-Kentucky vs. Memphis 6 pm (ET)  
17-LSU vs. Louisiana Tech (COX) 2 pm  
19-Ole Miss vs. Fordham/Tulane TBA  
21-Mississippi State vs. Ga. Tech/Alcorn St. TBA  
South Carolina at UNC-Wilmington 2 pm (ET)  
Notre Dame at Tennessee (CSS) 2 pm (ET)  
Princeton at Vanderbilt 2 pm

## JANUARY

**1**  
Winthrop at South Carolina 7 pm (ET)  
LaSalle at Vanderbilt 2 pm

**2**  
Temple at Florida 3:30 pm (ET)  
Texas-PA at Kentucky (BBSN) 7 pm (ET)  
Nicholls State at Ole Miss 7 pm  
Mississippi State at Mercer 4:15 pm

**3**  
\*Alabama at Tennessee (CSS) 7 pm (ET)  
LSU at South Florida 6 pm

**4**  
\*Arkansas at Vanderbilt 7 pm  
\*Ole Miss at Auburn (RSN) 7 pm  
\*Florida at Georgia 7 pm (ET)

\*South Carolina at Kentucky (BBSN) 7 pm (ET)

**6**  
Kentucky at Ohio State (CBS) Noon (ET)  
Tennessee at Connecticut (CBS) 4 pm (ET)

**7**  
\*Auburn at Alabama 2 pm  
\*Mississippi State at Arkansas 2 pm  
\*Georgia at LSU (COX-TD) 2 pm  
\*Vanderbilt at Ole Miss (RSN) 2:30 pm

**8**  
South Carolina at Stanford TBA

**11**  
\*Kentucky at Alabama (RSN) 8 pm  
\*Tennessee at Florida 7 pm (ET)  
\*LSU at Ole Miss 7 pm  
\*Georgia at Mississippi State 7 pm  
\*Vanderbilt at South Carolina 7 pm (ET)

**14**  
\*Alabama at South Carolina 3 pm (ET)  
\*Arkansas at Auburn 2 pm  
\*Florida at Vanderbilt (SUN) 3:00 pm (ET)  
\*Tennessee at Georgia (FSN) 1 pm (ET)  
\*Ole Miss at Kentucky 2 pm (ET)  
\*LSU at Mississippi State 2 pm

**18**  
\*Alabama at Arkansas 7 pm  
\*Auburn at Florida 7 pm (ET)  
\*Vanderbilt at Georgia 7 pm (ET)  
\*Kentucky at LSU 7 pm  
\*South Carolina at Ole Miss (RSN) 7 pm  
\*Mississippi State at Tennessee 7 pm (ET)

**21**  
\*LSU at Alabama 2 pm  
\*Arkansas at Florida 3 pm (ET)  
11-Georgia vs. Florida St. (RSN) 12:30 pm (ET)  
\*Kentucky at Auburn 2 pm  
\*South Carolina at Mississippi State 2 pm  
11-Vanderbilt vs. Georgia Tech (RSN) 2 pm

**22**  
Duke at Tennessee (ESPN2) 7 pm (ET)

**25**  
\*Florida at South Carolina 7 pm (ET)  
\*Mississippi State at Kentucky 7 pm (ET)  
\*Arkansas at LSU (COX-TD) 7 pm  
\*Ole Miss at Georgia 7 pm (ET)  
\*Tennessee at Vanderbilt (FSN) 6 pm

**28**  
\*Tennessee at Alabama 2 pm  
\*Vanderbilt at Arkansas 2 pm  
\*Auburn at LSU 2 pm  
\*Georgia at Florida (SUN) 4:30 pm (ET)  
\*Kentucky at South Carolina 3 pm (ET)  
\*Mississippi State at Ole Miss 2 pm

## FEBRUARY

**1**  
\*Alabama at Auburn 6 pm  
\*Arkansas at Mississippi State (RSN) 8 pm  
\*Ole Miss at Florida 7 pm (ET)  
\*Vanderbilt at Kentucky 7 pm (ET)  
\*LSU at Georgia (RSN) 7 pm (ET)  
\*South Carolina at Tennessee 7 pm (ET)

**4**  
\*Alabama at Vanderbilt 2 pm  
\*Ole Miss at Arkansas 2 pm  
\*Auburn at Mississippi State 2 pm  
\*Florida at Kentucky (RSN) Noon (ET)  
\*LSU at South Carolina 3 pm (ET)

**5**  
\*Georgia at Tennessee (ESPN2) 7 pm (ET)

**8**  
\*Georgia at Alabama 7 pm  
\*South Carolina at Arkansas (RSN) 6 pm  
\*Tennessee at Auburn (CSS) 6 pm  
\*Florida at LSU (RSN) 8 pm  
\*Kentucky at Ole Miss 7 pm  
Savannah State at Mississippi State 7 pm

**11**  
\*Alabama at Ole Miss 2 pm  
\*Auburn at Vanderbilt 2 pm  
\*Mississippi State at Florida 3 pm (ET)  
\*South Carolina at Georgia 2:30 pm (ET)  
\*Kentucky at Tennessee (ESPN2) 5:30 pm (ET)  
Connecticut at LSU (ESPN2) 2 pm

**15**  
\*LSU at Arkansas 7 pm  
\*Auburn at South Carolina 7 pm (ET)  
\*Georgia at Kentucky (RSN) 7 pm (ET)  
\*Ole Miss at Tennessee (CSS) 7 pm (ET)  
\*Vanderbilt at Mississippi State 7 pm

**18**  
\*Florida at Alabama 2 pm  
\*Arkansas at Kentucky (BBSN) Noon (ET)  
\*Georgia at Auburn (RSN) 3 pm  
\*Ole Miss at Mississippi State 2 pm  
\*South Carolina at Vanderbilt 2 pm

**19**  
\*Tennessee at LSU (ESPN2) 6 pm

**22**  
\*Mississippi State at Alabama (RSN) 6 pm  
\*Tennessee at Arkansas (CSS) 7 pm  
\*Florida at Auburn 6 pm  
\*LSU at Vanderbilt (RSN) 8 pm

**25**  
\*Alabama at LSU (COX-TD) 2 pm  
\*Arkansas at Georgia 2:30 pm (ET)  
\*Auburn at Ole Miss 2 pm  
\*Kentucky at Florida 3 pm (ET)  
\*Mississippi St. at South Carolina 3 pm (ET)  
\*Vanderbilt at Tennessee (FSN) 1 pm (ET)

## MARCH

**1-4**  
25-SEC Tournament (RSN/ESPN2)

**17-20**  
26-NCAA First/Second Rounds

**24-27**  
27-NCAA Regionals

## APRIL

**1-3**  
28-NCAA Final Four

All times central unless noted. \*SEC Game. 1-St. Mary's Tournament (San Francisco, Calif.); 2-Hawaiian Airlines Rainbow Wahine Classic (Honolulu, Hawaii); 3-at Hot Springs, Ark.; 4-Paradise Jam (Virgin Islands); 5-Nuggett Classic (Reno, Nev.); 6-Miami Tournament (Miami, Ohio); 7-Tipoff Classic (Malibu, Calif.); 8-State Farm Classic (Gainesville, Fla.); 9-State Farm Tip-Off Classic (Norman, Okla.); 10-Surf 'N Slam Classic (San Diego, Calif.); 11-Russell Athletic Shootout (Duluth, Ga.); 12-Women's Sports Foundation Tournament (Lexington, Ky.); 13-Odyssey Classic (San Francisco, Calif.); 14-Wells Fargo New Year's Classic (San Antonio, Texas); 15-Basketball Traveler's Classic (Baton Rouge, La.); 16-UTSA Roadrunner Thanksgiving Classic (San Antonio, Texas); 17-Katrina Relief Basketball Classic (New Orleans, La.); 18-Junkanoo Jam (Freeport, Bahamas); 19-DoubleTree Classic (New Orleans, La.); 20-at Jackson, Miss.; 21-Georgia Tech Holiday Tournament (Atlanta, Ga.); 22-SC Tournament (Columbia, S.C.); 23-Vanderbilt Thanksgiving Tournament (Nashville, Tenn.); 24-Vanderbilt Holiday Tournament (Nashville, Tenn.); 25-SEC Tournament (Duluth, Ga.); 26-NCAA First/Second Rounds (Austin, Texas, East Lansing, Mich., Hartford, Conn., Los Angeles, Calif., Minneapolis, Minn., Pittsburgh, Pa., Raleigh, N.C., Palo Alto, Calif.); 27-NCAA Regionals (Dallas, Texas, Dayton, Ohio, Greensboro, N.C., Fresno, Calif.); 28-NCAA Final Four (Cleveland, Ohio). RSN - FSN South, FSN Southwest, FSN Florida; FSN - FOX Sports Net (National); SUN - Sun Sports; CSS - Comcast/ Charter Sports Southeast; COX - Cox Sports TV; TD - Tape Delayed.



# TENNESSEE IS AT THE TOP OF THE SEC

## SEC CHAMPIONS/SEC TOURNAMENT CHAMPIONS

Year	Champion	SEC	Overall	Coach	Tournament Champion (Site)	Coach
1980	TENNESSEE		33-5	Pat Head	TENNESSEE (Knoxville, Tenn.)	Pat Head
1981	Auburn		26-7	Joe Ciampi	Auburn (Baton Rouge, La.)	Joe Ciampi
1982	Kentucky		24-8	Terry Hall	Kentucky (Lexington, Ky.)	Terry Hall
1983	Georgia	4-4	27-7	Andy Landers	Georgia (Athens, Ga.)	Andy Landers
1984	Georgia	7-1	30-3	Andy Landers	Georgia (Athens, Ga.)	Andy Landers
1985	TENNESSEE	4-4	22-10	Pat Summitt	TENNESSEE (Oxford, Miss.)	Pat Summitt
1986	Georgia	9-0	30-2	Andy Landers	Georgia (Athens, Ga.)	Andy Landers
1987	Auburn	8-1	31-2	Joe Ciampi	Auburn (Albany, Ga.)	Joe Ciampi
1988	Auburn	9-0	32-3	Joe Ciampi	TENNESSEE (Albany, Ga.)	Pat Summitt
1989	Auburn	9-0	32-2	Joe Ciampi	TENNESSEE (Albany, Ga.)	Pat Summitt
1990	TENNESSEE	8-1	27-6	Pat Summitt	Auburn (Albany, Ga.)	Joe Ciampi
1991	Georgia	9-0	28-4	Andy Landers	LSU (Albany, Ga.)	Sue Gunter
1992	Mississippi	11-0	29-3	Van Chancellor	TENNESSEE (Albany, Ga.)	Pat Summitt
1993	TENNESSEE	11-0	29-3	Pat Summitt	Vanderbilt (Chattanooga, Tenn.)	Jim Foster
1994	TENNESSEE	11-0	31-2	Pat Summitt	TENNESSEE (Chattanooga, Tenn.)	Pat Summitt
1995	TENNESSEE	11-0	34-3	Pat Summitt	Vanderbilt (Chattanooga, Tenn.)	Jim Foster
1996	Georgia	10-1	28-5	Andy Landers	TENNESSEE (Chattanooga, Tenn.)	Pat Summitt
1997	Georgia	11-1	25-6	Andy Landers	Auburn (Chattanooga, Tenn.)	Joe Ciampi
1998	TENNESSEE	14-0	39-0	Pat Summitt	TENNESSEE (Columbus, Ga.)	Pat Summitt
1999	TENNESSEE	13-1	31-3	Pat Summitt	TENNESSEE (Chattanooga, Tenn.)	Pat Summitt
2000	*TENNESSEE	13-1	33-4	Pat Summitt	TENNESSEE (Chattanooga, Tenn.)	Pat Summitt
	*Georgia	13-1	32-4	Andy Landers		
2001	TENNESSEE	14-0	31-3	Pat Summitt	Georgia (Memphis, Tenn.)	Andy Landers
2002	TENNESSEE	13-1	29-5	Pat Summitt	Vanderbilt (Nashville, Tenn.)	Jim Foster
2003	TENNESSEE	14-0	33-5	Pat Summitt	LSU (North Little Rock, Ark.)	Sue Gunter
2004	TENNESSEE	14-0	31-4	Pat Summitt	Vanderbilt (Nashville, Tenn.)	Melanie Balcomb
2005	LSU	14-0	33-3	Pokey Chatman	TENNESSEE (Greenville, S.C.)	Pat Summitt
2006	LSU	13-1	31-4	Pokey Chatman	TENNESSEE (North Little Rock, Ark.)	Pat Summitt

\* tied for regular season championship

## SEC TOURNAMENT RECORDS (1980-2006)

Team	Won	Lost	Pct.	Titles
TENNESSEE	54	15	.783	12
Georgia	36	23	.610	4
Vanderbilt	33	23	.589	4
Auburn	30	23	.566	4
Louisiana State	24	25	.490	2
Alabama	24	27	.471	0
Mississippi	20	27	.426	0
Kentucky	17	26	.395	1
Arkansas	9	15	.375	0
Florida	12	25	.324	0
Mississippi State	11	27	.289	0
South Carolina	2	15	.118	0

## ALL-TIME RECORDS (According to Schools' Media Guides)

Team	Years	Won	Lost	Pct.
TENNESSEE	61	1006	234	.810
Georgia	33	694	293	.703
Auburn	35	691	298	.699
Louisiana State	31	654	310	.678
Mississippi	32	649	326	.666
Vanderbilt	29	594	306	.660
Arkansas	30	542	332	.620
Alabama	32	571	370	.606
South Carolina	32	546	398	.578
Florida	32	522	393	.570
Kentucky	32	522	400	.566
Mississippi State	32	423	474	.472

## ALL-TIME SEC STANDINGS (Regular-Season Games Only, 1983-2006)

Team	Won	Lost	Pct	Championships
TENNESSEE	238	33	.878	13 (80-85-90-93-94-95-98-99-00-01-02-03-04)
Georgia	188	85	.689	7 (83-84-86-91-96-97-00)
Louisiana State	169	108	.610	2 (05-06)
Vanderbilt	151	120	.557	0
Auburn	149	122	.550	4 (81-87-88-89)
Mississippi	130	141	.480	1 (92)
Alabama	120	151	.443	0
Florida	118	153	.435	0
Arkansas	74	119	.383	0
Kentucky	91	180	.336	1 (82)
Mississippi State	76	195	.280	0
South Carolina	54	139	.280	0





# TENNESSEE'S SEC TOURNAMENT HISTORY



*The Lady Vols won the first SEC title in 1980.*

## 2006 SEC TOURNAMENT

FINALS:

SEMIFINALS:

SECOND ROUND:

## NORTH LITTLE ROCK, ARKANSAS

Tennessee def. LSU, 63-62 (3-5-06)

Tennessee def. Georgia, 89-79 (3-4-06)

Tennessee def. Auburn, 77-45 (3-3-06)

## 2005 SEC TOURNAMENT

FINALS:

SEMIFINALS:

SECOND ROUND:

## GREENVILLE, SOUTH CAROLINA

Tennessee def. LSU, 67-65 (3-6-05)

Tennessee def. Vanderbilt, 76-73 (3-5-05)

Tennessee def. Auburn, 64-54 (3-4-05)

## 2004 SEC TOURNAMENT

SEMIFINALS:

SECOND ROUND:

## NASHVILLE, TENNESSEE

Georgia def. Tennessee, 68-66 (OT) (3-6-04)

Tennessee def. Mississippi State, 67-57 (3-5-04)

## 2003 SEC TOURNAMENT

FINALS:

SEMIFINALS:

SECOND ROUND:

## NORTH LITTLE ROCK, ARKANSAS

Louisiana State def. Tennessee, 78-62 (3-9-03)

Tennessee def. Mississippi State, 76-75 (3-8-03)

Tennessee def. Auburn, 66-51 (3-7-03)

## 2002 SEC TOURNAMENT

SEMIFINALS:

SECOND ROUND:

## NASHVILLE, TENNESSEE

Louisiana State def. Tennessee, 81-80 (3-2-02)

Tennessee def. Georgia, 81-67 (3-1-02)

## 2001 SEC TOURNAMENT

SEMIFINALS:

SECOND ROUND:

## MEMPHIS, TENNESSEE

Vanderbilt def. Tennessee, 77-74 (3-3-01)

Tennessee def. Alabama, 82-52 (3-2-01)

## 2000 SEC TOURNAMENT

FINALS:

SEMIFINALS:

SECOND ROUND:

## CHATTANOOGA, TENNESSEE

Tennessee def. Mississippi State, 70-67 (3-5-00)

Tennessee def. Vanderbilt, 61-53 (3-4-00)

Tennessee def. Florida, 91-79 (3-3-00)

## 1999 SEC TOURNAMENT

FINALS:

SEMIFINALS:

SECOND ROUND:

## CHATTANOOGA, TENNESSEE

Tennessee def. Georgia, 85-69 (2-28-99)

Tennessee def. Alabama, 80-69 (2-27-99)

Tennessee def. Florida, 92-80 (2-26-99)

## 1998 SEC TOURNAMENT

FINALS:

SEMIFINALS:

SECOND ROUND:

## COLUMBUS, GEORGIA

Tennessee def. Alabama, 67-63 (3-1-98)

Tennessee def. Vanderbilt, 106-45 (2-28-98)

Tennessee def. Mississippi State, 88-60 (2-27-98)

## 1997 SEC TOURNAMENT

SEMIFINALS:

SECOND ROUND:

FIRST ROUND:

## CHATTANOOGA, TENNESSEE

Auburn def. Tennessee, 61-59 (3-2-97)

Tennessee def. LSU, 100-99 (OT) (3-1-97)

Tennessee def. South Carolina, 75-48 (2-28-97)

## 1996 SEC TOURNAMENT

FINALS:

SEMIFINALS:

SECOND ROUND:

## CHATTANOOGA, TENNESSEE

Tennessee def. Alabama, 64-60 (3-4-96)

Tennessee def. Florida, 74-63 (3-3-96)

Tennessee def. Mississippi, 73-51 (3-2-96)

## 1995 SEC TOURNAMENT

FINALS:

SEMIFINALS:

SECOND ROUND:

## CHATTANOOGA, TENNESSEE

Vanderbilt def. Tennessee, 67-61 (3-6-95)

Tennessee def. Alabama, 84-70 (3-5-95)

Tennessee def. Kentucky, 74-62 (3-4-95)

## 1994 SEC TOURNAMENT

FINALS:

SEMIFINALS:

SECOND ROUND:

## CHATTANOOGA, TENNESSEE

Tennessee def. Vanderbilt, 82-57 (3-7-94)

Tennessee def. Alabama, 72-56 (3-6-94)

Tennessee def. Georgia, 86-72 (3-5-94)

## 1993 SEC TOURNAMENT

SECOND ROUND:

## CHATTANOOGA, TENNESSEE

Georgia def. Tennessee, 73-72 (3-6-93)

## 1992 SEC TOURNAMENT

FINALS:

SEMIFINALS:

SECOND ROUND:

## ALBANY, GEORGIA

Tennessee def. Georgia, 73-66 (3-9-92)

Tennessee def. Kentucky, 90-84 (3-8-92)

Tennessee def. Louisiana State, 70-65 (3-7-92)

## 1991 SEC TOURNAMENT

FINALS:

SEMIFINALS:

SECOND ROUND:

## ALBANY, GEORGIA

Louisiana State def. Tennessee, 80-75 (3-4-91)

Tennessee def. Auburn, 70-62 (3-3-91)

Tennessee def. Vanderbilt, 62-60 (3-2-91)

## 1990 SEC TOURNAMENT

FINALS:

SEMIFINALS:

SECOND ROUND:

## ALBANY, GEORGIA

Auburn def. Tennessee, 78-77 (3-5-90)

Tennessee def. Georgia, 73-54 (3-4-90)

Tennessee def. Florida, 81-56 (3-3-90)

## 1989 SEC TOURNAMENT

FINALS:

SEMIFINALS:

SECOND ROUND:

## ALBANY, GEORGIA

Tennessee def. Auburn, 66-51 (3-6-89)

Tennessee def. Mississippi, 82-60 (3-5-89)

Tennessee def. Alabama, 89-61 (3-4-89)

## 1988 SEC TOURNAMENT

FINALS:

SEMIFINALS:

SECOND ROUND:

## ALBANY, GEORGIA

Tennessee def. Auburn, 73-70 (3-7-88)

Tennessee def. Georgia, 82-76 (3-6-88)

Tennessee def. Kentucky, 100-66 (3-5-88)

## 1987 SEC TOURNAMENT

SEMIFINALS:

SECOND ROUND:

## ALBANY, GEORGIA

Auburn def. Tennessee, 102-96 (3-6-87)

Tennessee def. Louisiana State, 64-63 (3-5-87)

## 1986 SEC TOURNAMENT

SECOND ROUND:

## ATHENS, GEORGIA

Mississippi def. Tennessee, 83-78 (2-28-86)

## 1985 SEC TOURNAMENT

FINALS:

SEMIFINALS:

SECOND ROUND:

## OXFORD, MISSISSIPPI

Tennessee def. Auburn, 63-60 (3-4-85)

Tennessee def. Ole Miss, 79-71 (3-3-85)

Tennessee def. Louisiana State, 85-78 (2-27-85)

## 1984 SEC TOURNAMENT

SECOND ROUND:

## ATHENS, GEORGIA

Alabama def. Tennessee, 85-66 (3-3-84)

## 1983 SEC TOURNAMENT

CONSO-FINALS:

SEMIFINALS:

SECOND ROUND:

## KNOXVILLE, TENNESSEE

Tennessee def. Auburn, 83-75 (3-6-83)

Georgia def. Tennessee, 71-65 (3-5-83)

Tennessee def. Alabama, 91-73 (3-4-83)

## 1982 SEC TOURNAMENT

FINALS:

SEMIFINALS:

SECOND ROUND:

## LEXINGTON, KENTUCKY

Kentucky def. Tennessee, 80-74 (2-28-82)

Tennessee def. Georgia, 55-44 (2-27-82)

Tennessee def. Vanderbilt, 80-75 (2-26-82)

## 1981 SEC TOURNAMENT

SECOND ROUND:

## BATON ROUGE, LOUISIANA

Alabama def. Tennessee, 77-71 (1-30-81)

## 1980 SEC TOURNAMENT

FINALS:

SEMIFINALS:

SECOND ROUND:

## KNOXVILLE, TENNESSEE

Tennessee def. Mississippi, 85-71 (2-10-80)

Tennessee def. Auburn, 72-61 (2-9-80)

Tennessee def. Florida, 118-44 (2-8-80)

## CHAMPIONSHIPS:

12 (1980, 1985, 1988, 1989, 1992, 1994, 1996, 1998, 1999, 2000, 2005, 2006)

## FINALIST:

17 times (1980, 1982, 1985, 1988, 1989, 1990, 1991, 1992, 1994, 1995, 1996, 1998, 1999, 2000, 2003, 2005, 2006)

## CONSO-FINALS:

Once (1983)

## OVERALL SEC TOURNAMENT RECORD:

Won 54

Lost 15

.783 SEC Tournament percentage



# TENNESSEE'S SEC CHAMPIONSHIPS



In the Southeastern Conference, typically rated as the nation's toughest league, the Tennessee Lady Vols have enjoyed incredible success through the years. Since 1980, UT has laid claim to a phenomenal 13 regular season championships. What's even more amazing is the fact that the Lady Vols won seven of the championships with a perfect record in league play in 1993, 1994, 1995, 1998, 2001, 2003 and 2004.

Entering the 2004-05 season, Tennessee had won an unprecedented seven regular season SEC titles in a row dating back to 1998. During that time, Coach Pat Summitt's teams posted a ridiculous 95-3 overall record in SEC play – a 97 percent winning mark. In 2004-05 and 2005-06 the Lady Vols went 13-1 and 11-3, respectively, to finish second in the regular season, but avenged a loss to regular season champion LSU in the 2005 and the 2006 SEC Tournaments.



**1980**



**1985**



**1990**



**1993**



**1994**



**1995**



**1998**



**1999**



**2000**



**2001**



**2002**



**2003**



**2004**





# TENNESSEE'S SEC TOURNAMENT TITLES



In the Southeastern Conference, typically rated as the nation's toughest league, the Tennessee Lady Vols have enjoyed incredible success in the Tournament through the years. Since 1980, UT has laid claim to a phenomenal 12 SEC Tournament Championships that come with the automatic bid to the NCAA Championships. What's truly amazing is the fact that the Lady Vols won six of the championships in the same season following winning the SEC regular season titles, pulling the daring double in 1980, 1985, 1994, 1998, 1999 and 2000.


The Lady Vols enter the 2006-07 season as the tournament's two-time defending champions. Before the 2004-05 season, Tennessee went four campaigns without winning the SEC Tournament – tied for the longest duration in Lady Vol history.



**1980**



**1985**



**1988**




**1989**



**1992**



**1994**



**1996**



**1998**



**1999**



**2000**



**2005**



**2006**



# SEC HONOREES

## SEC COACH OF THE YEAR



**Pat Summitt**  
1993, 1995, 1998,  
2001, 2003, 2004

## SEC PLAYER OF THE YEAR

1989



**Bridgette Gordon**

1992



**Dena Head**

1994, 1995



**Nikki McCray**

1998, 1999



**Chamique Holdsclaw**

## SEC ROOKIE OF THE YEAR

1986



**Bridgette Gordon**

1989



**Dena Head**

1996



**Chamique Holdsclaw**

1998



**Tamika Catchings**

2006



**Candace Parker**

## SEC TOURNAMENT MVP

1980



**Jill Rankin**

1985



**Shelia Collins**

1988, 1989



**Bridgette Gordon**

1992



**Dena Head**

1994



**Tiffany Woosley**

1998, 1999



**Chamique Holdsclaw**

2005



**Shyra Ely**

2006



**Candace Parker**

## SEC FEMALE ATHLETE OF THE YEAR

1989



**Bridgette Gordon**

1991




**Daedra Charles**

1998, 1999



**Chamique Holdsclaw**

## UT'S MOST DECORATED SEC PLAYERS



**Tamika Catchings**

1998 All-Tournament; 1998 All-SEC; 1998 Freshman of the Year; 1998 All-Freshman; 1999 All-Tournament; 1999 All-SEC; 1999 AP All-Tournament; 1999 Academic; 2000 AP All-Tournament; 2000 All-Tournament; 2001 All-SEC Second Team; 2002 Academic



**Daedra Charles**

1990 All-Tournament; 1991 Female Athlete of the Year; 1991 All-SEC; 1991 All-Tournament



**Shyra Ely**

2002 SEC All-Freshman; 2004, 2005 All-SEC & AP All-SEC; 2004, 2005 (MVP) All-Tournament; 2005 Academic



**Bridgette Gordon**

1986 All-SEC; 1986 Freshman of the Year; 1986 All-Freshman; 1987 All-SEC; 1988 All-SEC; 1988 Tournament MVP; 1988 All-Tournament; 1989 Female Athlete of the Year; 1989 Player of the Year; 1989 All-SEC; 1989 Tournament MVP; 1989 All-Tournament



**Tanya Haave**

1982 All-Tournament; 1983 All-SEC; 1983 All-Tournament; 1983 Academic; 1984 All-SEC; 1984 Academic



**Dena Head**

1989 Freshman of the Year; 1989 All-Tournament; 1989 All-Freshman; 1990 All-Tournament; 1991 All-SEC; 1992 Player of the Year; 1992 All-SEC; 1992 Tournament MVP; 1992 All-Tournament



**Chamique Holdsclaw**

1996 All-SEC; 1996 Freshman of the Year; 1996 All-Freshman; 1996 All-Tournament; 1997 All-SEC; 1997 All-Tournament; 1998 SEC Female Athlete of the Year; 1998 Tournament MVP; 1998 All-Tournament; 1998 All-SEC; 1998 Player of the Year; 1999 SEC Female Athlete of the Year; 1999 Tournament MVP; 1999 All-SEC; 1999 Player of the Year; 1999 AP All-SEC; 1999 AP SEC Player of the Year



**Gwen Jackson**

2000 All-Freshman; 2001 All-SEC; 2001 AP All-SEC Second Team; 2003 All-SEC; 2003 AP All-SEC Second Team



**Dana Johnson**

1992 All-Freshman; 1994 All-SEC; 1994 All-Tournament; 1995 All-SEC; 1995 All-Tournament



**Kara Lawson**

2000 All-Freshman; 2000 All-SEC; 2000 AP All-SEC Second Team; 2001 All-SEC; 2001 AP All-SEC Second Team; 2001 Academic; 2001 SEC Good Works Team; 2002 Academic; 2002 All-SEC; 2002 AP All-SEC; 2003 SEC Good Works Team; 2003 Academic; 2003 All-Tournament; 2003 All-SEC; 2003 AP All-SEC



**Michelle Marciniak**

1994 Academic; 1995 All-SEC; 1996 Second Team; 1996 All-Tournament; 1996 Academic



**Nikki McCray**

1993 Second Team; 1994 Player of the Year; 1994 All-SEC; 1994 All-Tournament; 1995 Player of the Year; 1995 All-SEC; 1995 All-Tournament; 1995 Academic



**Candace Parker**

2005 Academic All-Freshman; 2006 Academic; 2006 All-SEC; 2006 AP All-SEC (2nd); 2006 SEC All-Freshman; 2006 Rookie of the Year; 2006 All-Tournament (MVP)



**Semeka Randall**

1998 All-Tournament; 1998 Second Team; 1998 All-Freshman; 1999 All-SEC; 1999 AP All-SEC; 2000 All-SEC; 2000 AP Second Team; 2000 Academic All-SEC; 2001 All-SEC Second Team; 2001 Academic All-SEC; 2002 Academic All-SEC



**Michelle Snow**

1999 All-Tournament; 2000 All-SEC Second Team (Coaches); 2000 AP Honorable Mention; 2000 All-Tournament; 2001 All-SEC; 2001 AP All-SEC Second Team; 2002 All-SEC (Second Team); 2002 AP All-SEC (Second Team)



**Shanna Zolman**

2003 SEC All-Freshman; 2004, 2005, 2006 All-SEC (2nd, 2nd, 1st); 2006 AP All-SEC (2nd); 2004, 2005, 2006 Academic; 2005 All-Tournament; 2006 SEC Good Works Team



# SEC HONOREES

## LADY VOLS EARNING SEC HONORS



**Jody Adams**  
1991 Academic,  
1992 Academic



**Nicky Anosike**  
2005 Academic  
All-Freshman,  
2005 SEC All-Freshman,  
2006 Academic



**Niya Butts**  
1998, 1999, 2000 Academic



**Tasha Butts**  
2004 All-SEC (2nd),  
2004 AP All-SEC (3rd),  
2004 SEC  
Good Works Team



**Nikki Caldwell**  
1991 All-Freshman



**Amanda Canon**  
2000, 2001, 2002 Academic



**Regina Clark**  
1991, 1992 Academic




**Kristen "Ace" Clement**  
1999, 2001 Academic



**Sheila Collins**  
1985 All-SEC,  
1985 All-Tournament (MVP)



**Abby Conklin**  
1995, 1996, 1997 Academic



**Latina Davis**  
1993 SEC All-Freshman,  
1996 All-SEC (2nd)



**Rochone Dilligard**  
1994 Academic



**Kris Durham**  
1988 All-Freshman



**Sarah Edwards**  
2000, 2001, 2002 Academic



**Tonya Edwards**  
1987 SEC All-Freshman,  
1988 All-SEC (2nd),  
1990 Academic



**Kyra Elzy**  
2001, 2002 Academic



**Peggy Evans**  
1991 SEC All-Freshman,  
1992 All-SEC,  
All-Tournament,  
Academic



**Tye'sha Fluker**  
2004, 2005, 2006 Academic,  
2005 SEC  
Good Works Team



**Sheila Frost**  
1987, 1988, 1989 All-SEC,  
1989 All-Tournament



**Alex Fuller**  
2006 Academic



**Lisa Harrison**  
1990 SEC All-Freshman,  
1993 All-SEC  
Academic



**Debbie Hawhee**  
1990, 1991, 1992  
Academic



**Lea Henry**  
1983 All-SEC



**Alexis Hornbuckle**  
2005 SEC All-Freshman,  
2006 All-SEC (2nd)



**Brittany Jackson**  
2005 All-Tournament



**Tiffani Johnson**  
1995 All-Freshman



**Kellie Jolly**  
1997, 1998, 1999  
Academic,  
1999 All-SEC (2nd),  
1999 SEC Good  
Works Team



**Brynae Laxton**  
1996, 1997, 1998  
Academic



**Dawn Marsh**  
1985 All-Tournament,  
1988 All-SEC (2nd)




**Melissa McCray**  
1989 All-SEC (2nd),  
1989 Academic



**Courtney McDaniel**  
2003 Academic



**April McDivitt**  
2001, 2002 Academic,  
2002 SEC Good  
Works Team



**Laurie Milligan**  
1998 Academic



**Loree Moore**  
2002 SEC All-Freshman



**Cindy Noble**  
1980 All-Tournament



**Mary Ostrowski**  
1982, 1984 All-SEC,  
1982 All-Tournament



**Jill Rankin**  
1980 All-Tournament (MVP)



**Linda Ray**  
1984, 1985 Academic



**Dominique Redding**  
2004 Academic



**Ashley Robinson**  
2001 SEC All-Freshman



**Debbie Scott**  
1990 Academic



**Sidney Spencer**  
2004 SEC All-Freshman,  
2004, 2005, 2006 Academic,  
2006 All-Tournament



**Kathy Spinks**  
1987 All-Tournament



**Pashen Thompson**  
1994 SEC All-Freshman



**Paula Towns**  
1982 All-SEC



**Jennifer Tuggle**  
1987, 1988 Academic



**Vonda Ward**  
1994 Academic



**Holly Warlick**  
1980 All-Tournament



**Lisa Webb**  
1988 Academic



**Tiffany Woosley**  
1992 All-Freshman,  
1993 All-SEC,  
1994 Second Team,  
1994 Tournament MVP,  
1994 All-Tournament





# UT AND OPPONENT SEC TOURNAMENT RECORDS

## LADY VOL SEC TOURNAMENT RECORDS (1980-present)

### INDIVIDUAL RECORDS

**MOST FG:** 15, Shelia Collins, Ole Miss, 3-3-85, Semifinal, UT 79-71  
**MOST FGA:** 28, Shelia Collins, Ole Miss, 3-3-85, Semifinal, UT 79-71  
**MOST 3pt FG:** 6, Kara Lawson, Mississippi State, 3-8-03, Semifinal, UT 76-75  
**MOST 3pt FGA:** 10, Shanna Zolman, Georgia, 3-4-06, Semifinal, UT 89-79  
**MOST FT:** 15, Shelia Collins, LSU, 2-27-85, First Round, UT 85-78  
**MOST FTA:** 16, Daedra Charles, Vanderbilt, 3-2-91, Second Round, UT 62-60  
**MOST REBOUNDS:** 18, Dana Johnson, Alabama, 3-6-94, Semifinal, UT 72-56  
**MOST POINTS:** 40, Shelia Collins, Ole Miss, 3-3-85, Semifinal, UT 79-71  
**MOST ASSISTS:** 18, Dawn Marsh, Georgia, 3-6-88, Semifinal, UT 82-76  
**MOST BLOCKS:** 6, Daedra Charles, Georgia, 3-4-90, Semifinal, UT 73-54  
**MOST STEALS:** 6, Tamika Catchings, Florida, 3-3-00, Second Round, UT 91-79  
**MOST MINUTES:** 43, Kellie Jolly, LSU, 3-1-97, Semifinal, UT 100-99 (OT)

### TEAM RECORDS

**MOST FG:** 45, Florida, 2-8-80, First Round, UT 118-44  
**MOST FGA:** 83, Florida, 2-8-80, First Round, UT 118-44

**BEST FG%:** 63.1% (36-57), Ole Miss, 2-10-80, Championship, UT 85-71  
**MOST 3pt FG:** 10, LSU, 3-5-06, Championship, UT 63-62  
**MOST 3pt FGA:** 20, Georgia, 3-4-06, Semifinal, UT 89-79  
**BEST 3pt FG%:** 85.7% (6-7), Vanderbilt, 2-28-98, Semifinal, UT 106-45  
**MOST FT:** 34, Alabama, 3-6-94, Semifinal, UT 72-56  
**MOST FTA:** 44, Alabama, 3-6-94, Semifinal, UT 72-56  
**BEST FT%:** 94.4% (17-18), Vanderbilt, 3-7-94, Championship, UT 82-57  
**MOST REBOUNDS:** 63, Florida, 2-8-80, First Round, UT 118-44  
**MOST FOULS:** 28, Kentucky, 3-8-92, Semifinal, UT 94-80  
**MOST POINTS:** 118, Florida, 2-8-80, First Round, UT 118-44  
**MOST ASSISTS:** 29, Kentucky, 2-28-82, Championship, Kentucky 80-74  
**MOST TURNOVERS:** 24, Georgia, 3-4-90, Semifinal, UT 73-54  
**MOST BLOCKS:** 6, Alabama, 3-1-98, Championship, UT 67-63  
**MOST STEALS:** 20, Florida, 2-8-80, First Round, UT 118-44  
**FEWEST FG:** 17, Alabama, 3-6-94, Semifinal, UT 72-56

**FEWEST FGA:** 40, Georgia, 2-27-82, Semifinal, UT 55-44  
**LOWEST FG%:** 28.4% (19-67), Auburn, 3-4-05, Second Round, UT 64-54  
**FEWEST 3pt FG:** 0 (4 times)  
**FEWEST 3pt FGA:** 0, Alabama, 3-4-89, Second Round, UT 89-61  
**LOWEST 3pt FG%:** 00.0% (4 times)  
**FEWEST FT:** 7 (twice), most recently LSU, 3-6-05, Championship, UT 67-65  
**FEWEST FTA:** 7, LSU, 3-6-05, Championship, UT 67-65  
**LOWEST FT%:** 51.4% (18-35), South Carolina, 2-28-97, First Round, UT 75-48  
**FEWEST REBOUNDS:** 27, Auburn, 2-9-80, Semifinal, UT 72-61  
**FEWEST FOULS:** 9, Auburn, 3-7-03, Second Round, UT 66-51  
**FEWEST POINTS:** 55, Georgia, 2-27-82, Semifinal, UT 55-44  
**FEWEST ASSISTS:** 5, Alabama, 3-4-96, Championship, UT 64-60  
**FEWEST TURNOVERS:** 7, Kentucky, 3-5-88, Second Round, UT 100-66  
**FEWEST BLOCKS:** 0 (5 times)  
**FEWEST STEALS:** 2 (twice), most recently Mississippi State, 3-5-04, Second Round, UT 67-57

## LADY VOL OPPONENT SEC TOURNAMENT RECORDS (1980-present)

### INDIVIDUAL RECORDS

**MOST FG:** 17, Becky Jackson, Auburn, 3-6-83, Consolation, UT 83-75  
**MOST FGA:** 32, Tan White, Mississippi State, 3-5-04, Second Round, UT 67-57  
**MOST 3pt FG:** 5, Abi Ramsey and Caroline Williams, Vanderbilt, 3-5-05, Semifinal, UT 76-73  
**MOST 3pt FGA:** 12, Kaunda Williams, Alabama, 2-27-99, Semifinal, UT 80-69  
**MOST FT:** 14, Ashley McElhiney, Vanderbilt, 3-3-01, Semifinal, Vanderbilt 77-74  
**MOST FTA:** 16, Ashley McElhiney, Vanderbilt, 3-3-01, Semifinal, Vanderbilt 77-74  
**MOST REBOUNDS:** 17, Murriel Page, Florida, 3-3-96, Semifinal, UT 74-63  
**MOST POINTS:** 35, Jennifer Gillom, Mississippi, 3-1-86, Second Round, Mississippi 83-78  
**MOST ASSISTS:** 12 (twice), most recently Temeka Johnson, LSU, 3-6-05, Championship, UT 67-65  
**MOST BLOCKS:** 7 (twice), most recently by Sylvia Fowles, LSU, 3-5-06, Championship, UT 63-62  
**MOST STEALS:** 5 (three times), most recently Sherill Baker, Georgia, 3-4-06, Semifinal, UT 89-79  
**MOST MINUTES:** 43, Pietra Gray, Louisiana State, 3-1-97, Semifinal, UT 100-99

### TEAM RECORDS

**MOST FG:** 39, Auburn, 3-6-87, Semifinal, Auburn 102-96

**MOST FGA:** 77, Florida, 2-8-80, First Round, UT 118-44  
**BEST FG%:** 53.6% (30-56), Vanderbilt, 3-5-05, Semifinal, UT 76-73  
**MOST 3pt FG:** 11, Vanderbilt, 3-5-05, Semifinal, UT 76-73  
**MOST 3pt FGA:** 24, Mississippi State, 3-5-04, Second Round, UT 67-57  
**BEST 3pt FG%:** 100% (2-2) Vanderbilt, 3-2-91, Second Round, UT 62-60  
**MOST FT:** 25, Louisiana State, 3-2-02, Semifinal, LSU, 81-80  
**MOST FTA:** 40, Auburn, 3-6-87, Semifinal, Auburn 102-96  
**BEST FT%:** 95.2% (20-21) Georgia, 3-4-06, Semifinal, UT 89-79  
**MOST REBOUNDS:** 48, Auburn, 3-7-88, Championship, UT 73-70  
**MOST FOULS:** 32, Alabama, 3-6-94, Semifinal, UT 72-56  
**MOST POINTS:** 102, Auburn, 3-6-87, Semifinal, Auburn 102-96  
**MOST ASSISTS:** 27, Kentucky, 2-28-82, Championship, Kentucky 80-74  
**MOST TURNOVERS:** 36, Alabama, 3-4-89, Second Round, UT 89-61  
**MOST BLOCKS:** 9, Auburn, 3-4-05, Second Round, UT 64-54  
**MOST STEALS:** 13, Georgia, 3-4-90, Semifinal, UT 73-54

**FEWEST FG:** 16, Auburn, 3-3-06, Second Round, UT 77-45  
**FEWEST FGA:** 43, Vanderbilt, 3-3-01, Semifinal, Vanderbilt 77-74  
**LOWEST FG%:** 25.9% (20-77), Florida, 2-8-80, First Round, UT 118-44  
**FEWEST 3pt FG:** 0 (4 times)  
**FEWEST 3pt FGA:** 1, Alabama, 3-4-89, Second Round, UT 89-61  
**LOWEST 3pt FG%:** 00.0% (4 times)  
**FEWEST FT:** 2, Vanderbilt, 3-5-05, Semifinal, UT 76-73  
**FEWEST FTA:** 5, Florida, 2-8-80, First Round, UT 118-44  
**LOWEST FT%:** 33.3 % (2-6), Vanderbilt, 3-5-05, UT 76-73  
**FEWEST REBOUNDS:** 22 (twice), Georgia, 3-4-06, Semifinal, UT 89-79  
**FEWEST FOULS:** 10 (twice), Louisiana State, 3-5-06, Championship, UT 63-62  
**FEWEST POINTS:** 44, Georgia, 2-27-82, Semifinal, UT 55-44  
**FEWEST ASSISTS:** 4 (twice), Auburn, 3-3-06, Second Round, UT 77-45  
**FEWEST TURNOVERS:** 7 (twice), Mississippi State, 3-5-04, Second Round, UT 67-57  
**FEWEST BLOCKS:** 0, (10 times)  
**FEWEST STEALS:** 2, (4 times)

