

2006-07 UNIVERSITY OF TENNESSEE LADY VOLUNTEER BASKETBALL MEDIA GUIDE

UNIVERSITY OF TENNESSEE QUICK FACTS

LOCATION	KNOXVILLE, TENNESSEE 37996-3110
FOUNDED	1794 AS BLOUNT COLLEGE
ENROLLMENT	25,244
PRESIDENT	DR. JOHN PETERSEN
FACULTY ATHLETICS REPRESENTATIVE	DR. TODD A. DIACON
NICKNAME	LADY VOLUNTEERS
COLORS	ORANGE & WHITE
HOME ARENA	THOMPSON-BOLING ASSEMBLY CENTER AND ARENA
CAPACITY	24,535

WOMEN'S ATHLETICS ADMINISTRATION

DIRECTOR OF ATHLETICS	JOAN CRONAN (LSU)
SR. ASSOC. AD FOR COMPLIANCE & OPERATIONS	DONNA THOMAS (TENNESSEE)
ASSOC. AD FOR MEDIA RELATIONS (BB CONTACT)	DEBBY JENNINGS (TENNESSEE)
ASST. AD FOR DEVELOPMENT	DARA WORRELL (TENNESSEE TECH)
ASST. AD FOR TICKET OPERATIONS	JOE ARNONE (MERRIMACK COLLEGE)
ASST. AD FOR SPORTS MEDICINE	JENNY MOSHAK (WESTERN MICHIGAN)
ASST. AD FOR FACILITIES & OPERATIONS	ANGIE BOYD-KECK (TENNESSEE)
ASST. AD FOR COMPLIANCE & OPERATIONS	TODD DOOLEY (TENNESSEE)
ASST. AD FOR MARKETING	CHRIS FULLER (SHEPHERD COLLEGE)
DIRECTOR OF PROMOTIONS & MARKETING	JIMMY DELANEY (TENNESSEE)

UNIVERSITY OF TENNESSEE LADY VOL BASKETBALL

HEAD BASKETBALL COACH	PAT SUMMITT (UT-MARTIN)
SUMMITT'S RECORD AT UT	913-177 / 32 YEARS
ASSOC. HEAD BASKETBALL COACH	HOLLY WARLICK (TENNESSEE)
ASST. BASKETBALL COACH	NIKKI CALDWELL (TENNESSEE)
ASST. BASKETBALL COACH	DEAN LOCKWOOD (SPRING ARBOR COLLEGE (MI))
DIRECTOR OF BASKETBALL OPERATIONS	DANIELLE DONEHEW (GEORGIA TECH)
VIDEO COORDINATOR FOR BB	ANGEL ELDERKIN (SOUTHERN MAINE)
BASKETBALL ADDRESS	207 THOMPSON-BOLING ARENA, 37996
DEPARTMENT PHONE	(865) 974-0600

LADY VOL BASKETBALL QUICK FACTS

2005-06 OVERALL RECORD	31-5
FINAL RANKING	6th (AP), 5th (USA TODAY)
CONFERENCE	SOUTHEASTERN (SEC)
CONFERENCE RECORD	11-3
LETTERWINNERS LOST	5
STARTERS LOST	2
LETTERWINNERS RETURNING	6
STARTERS RETURNING	3
INCOMING PLAYERS	5
2006-07 PRESEASON RANKING	5th-7th

LADY VOL BASKETBALL SUPPORT STAFF

ASST. DIRECTOR OF MEDIA RELATIONS	ERIC TRAINER (ARKANSAS)
ASST. DIRECTOR OF MEDIA RELATIONS	BRIAN DAVIS (TENNESSEE)
INTERNET COMMUNICATIONS DIRECTOR	RICK STARRATT (WHEATON)
GRADUATE ASST. MEDIA RELATIONS/ ASST. BB CONTACT	COURTNEY TYSINGER (WAKE FOREST)
GRADUATE ASST. MEDIA RELATIONS	KOBY PADGETT (MISSISSIPPI STATE)
GRADUATE ASST. MEDIA RELATIONS	CAMERON HARRIS (TCU)
GRADUATE ASST. MEDIA RELATIONS	CASEY SELF (TENNESSEE)
MEDIA RELATIONS PHONES	(865) 974-4275
ASSOC. ATHLETIC TRAINER	CHRIS HOFMANN (WISCONSIN-LACROSSE)
ASST. ATHLETIC TRAINER	CATHERINE JOHNSON (GUILFORD)
STRENGTH & CONDITIONING COACH	HEATHER MASON (CINCINNATI)
ASSOC. STRENGTH & CONDITIONING COACH	COLLIN SCHLOSSER (MIAMI [OHIO])
ASST. STRENGTH & CONDITIONING COACH	DANIEL SHAMBURG (TENNESSEE)
TRAINING ROOM PHONE	(865) 974-6485

TABLE OF CONTENTS

MEDIA INFORMATION	IFC-10
Roster and Team Photo	IFC
Table of Contents & Quick Facts	1-2
UT Media Relations	3
Media Services	4-5
Covering a Game in Knoxville	6
Media Outlets & Game Crew	7
Lady Vol Radio & Television	8
Opponent SID Directory, Travel Itinerary	9
Radio & Television Spotting Chart	10
2006-07 LADY VOL PREVIEW	11-14
Preview	12-14
Stats of Interest	12
Preseason Polls	13
Squad Breakdown by Position & Height	14
THE 2006-07 BASKETBALL STAFF	15-30
Head Coach Pat Summitt	16-21
Assistant Coaches Caldwell, Lockwood and Warlick	22-27
Basketball Support Staff and Operations Information	28-29
Basketball Managers	30
MEET THE LADY VOLS	31-48
Nicky Anosike	32-33
Alex Fuller	34-35
Alexis Hornbuckle	36-37
Candace Parker	38-39
Dominique Redding	40-41
Sidney Spencer	42-43
Alberta Auguste	44
Shannon Bobbitt	45
Elizabeth Curry	46
Cait McMahan	47
Nicci Moats	48
THE OPPONENTS	49-68
Chattanooga & UCLA	50
Arizona State & Stanford	51
Middle Tennessee & Louisiana Tech	54
North Carolina & Tennessee-Martin	53
George Washington & Texas	54
West Virginia & Old Dominion	55
Notre Dame & Alabama	56
Connecticut & Florida	57
Georgia & Mississippi State	68
Duke & Vanderbilt	69
South Carolina & Auburn	60
Kentucky & Mississippi	61
LSU & Arkansas	62
Returning Player Statistics versus 2006-07 Opponents	63-66
SEC & NCAA Tournaments	67-68

2006-07 UNIVERSITY OF TENNESSEE LADY VOLUNTEER BASKETBALL MEDIA GUIDE

2005-06 SEASON IN REVIEW 69-88

Review	70-72
Points/Rebounds	71
Season Highs/Lows	72
Statistics/Results	73
Lineups, Starters, Polls	74
Line Scores	75
Game-by-Game Recap & Boxscores	76-87
Class of 2006	88

THE NCAA 89-102

NCAA Tradition, Line Scores, Results, NCAA Tournament History	90-95
Current Lady Vols NCAA Stats & 2006 Bracket	96-97
NCAA UT & Opponent Records	98
Lady Vol NCAA Champion Honor Roll	99
UT's Six NCAA Titles	100-102

THE SEC 103-114

This is the SEC	104-105
2006 SEC Stats	106
SEC Composite Schedule	107
UT's SEC History	108-111
UT's SEC Honorees	112-113
UT & Opponent SEC Tournament Records	114

OUR HOME COURTS 115-124

The New Practice Facility	116-117
The Thompson-Boling Arena	118-119
UT's 69-Game Winning Streak and Other Arena Records	119
Former Homes of the Lady Vols	120
All-Time Home and Away Attendance	121-122
T-BA Locker Room, Traditions, Championship Banners and Rings	123-124

LADY VOL HISTORY 125-156

All-Time Lady Vols	126-127
The Early Years	128
All-Time Coaching Records	129
Lady Vol Honor Roll	130-131
Retired Numbers	132-133
Tennessee Traditions-Olympians	134
Tennessee Traditions-Team USA	135
Tennessee Traditions-Kodak All-Americans	136
Tennessee Traditions-NCAA 25th Anniversary Team	137
Lady Vols in the Women's Basketball Hall of Fame	138
Summitt Inducted into the Naismith Basketball Hall of Fame	139
Lady Vols in Pro Basketball	140-141
History of Lady Vols in the WNBA	142-144
Lady Vol Success in the Coaching Ranks	145
All-Time Teams, Players, Starters	146-156

LADY VOL RECORDS 157-188

Great Lady Vol Scorers	158-162
Great Lady Vol Rebounders	163

Year-by-Year Statistical Leaders	164
Year-by-Year Team Statistics	165
UT Individual and Team Records	166
Opponents' Records vs. UT	167
Miscellaneous Single Game Statistics	167-169
Top 10 Records – UT Individual/Team	170-172
Top 10 Performers by Class	173
Records vs. All Conferences	174
Week-by-Week in the Associated Press Poll & All-Time Polls	175
Scores Team-by-Team	176-181
Scores Year-by-Year	182-188

THE UNIVERSITY 189-208

World Class Athletes and Coaches	190-191
History of Lady Vol Athletics	192-193
Lady Vol Facilities	194-195
Lady Vol Academics	196-197
University of Tennessee	198-199
Welcome to Knoxville	200-201
Lady Vol Athletic Director Joan Cronan	202
Lady Vols at the Top of the SEC	203
Women's Athletic Staff	204-205
Lady Vol Basketball Traditions	206-207
Lady Vol Hall of Fame	208

COACH PAT SUMMITT: 913 WINS AND COUNTING IBC

2006-07 LADY VOL SCHEDULE BC

ABOUT THE COVER

THE 2006-07 TENNESSEE LADY VOLS – “FULLCOURT FILL-UP.” The Tennessee Lady Vols are primed at the pump for the fullcourt fill-up with 07 octane – the hybrid fuel you never saw coming. The 11 student-athletes on the multi-talented Lady Vol team are ready to go the distance on the fuel formulated by head coach Pat Summitt and her staff.

CREDITS

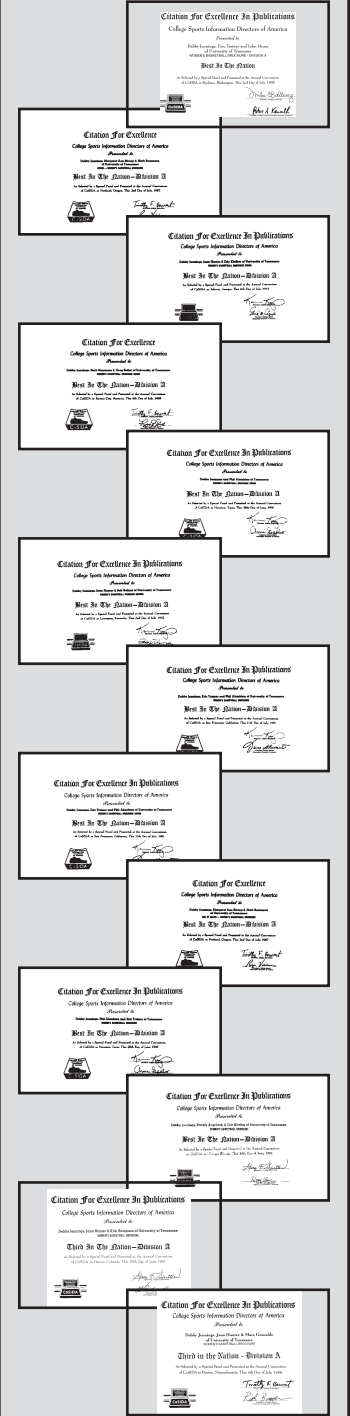
The 2006-07 University of Tennessee Lady Volunteer basketball media guide was written and edited by Courtney Tysinger and Debby Jennings, with editorial assistance from Eric Trainer, Brian Davis, Koby Padgett, Casey Self, Cameron Harris, Wes Todd and Jason Taylor. Special thanks to Steve Gallagher, Gary Brogdon and Rick Glenn of the Pilot Oil Corporation, Jim and Teresa Grant and Jerry McDowell of Performance Fueling Specialists, Inc., and Charlie Smith of the Cintas Corporation for assistance with the equipment shown on the cover. Additional thanks to Freeman-Melancon & Bryant Advertising, Knoxville, Tennessee. Photographic contributions: cover and interior shots by Nick Myers, additional interior shots by Elizabeth Olivier, William Ewart, Patrick Murphy-Racey, Rick Starratt, Debby Jennings, USA Basketball, Associated Press, NBA Properties, Trevor Brown, Jamie Schwaber and Joe Murphy/NBAE/Getty. Printing by EBSCO Media, Birmingham, Alabama. PAN EO10245061-001-07

LADY VOL MEDIA RELATIONS

AWARD-WINNING PUBLICATIONS

The Lady Vol Media Relations Staff takes pride in the excellence of its basketball publications. Over the years, the Lady Vol basketball media guide has garnered more than 20 awards from the College Sports Information Directors of America. The Media Relations staff has collected the following awards:

- ★ *Best in the Nation Women's Basketball Brochure Cover*—1987, 1988, 1990, 1991, 1993.
- ★ *Best in the Nation Women's Basketball Brochure*—1990, 1991, 1994, 1998, 2005.
- ★ *Second in the Nation Women's Basketball Brochure*—1987, 1999 and 2003.
- ★ *Third in the Nation Women's Basketball Brochure*—1992, 1993, 1995, 1996, 1997, 2000.
- ★ *Best in the Nation Women's Basketball Brochure "Use of Color"*—1987.



MEDIA RELATIONS STAFF



DEBBY JENNINGS
ASSOCIATE ATHLETICS DIRECTOR
FOR MEDIA RELATIONS

Home Phone: (865) 690-8600
Cellular Phone: (865) 806-5671
Email: djennings@utk.edu



ERIC TRAINER
ASSISTANT DIRECTOR OF
MEDIA RELATIONS

Home Phone: (865) 531-1767
Cellular Phone: (865) 603-2916
Email: etrainer@utk.edu



BRIAN DAVIS
ASSISTANT DIRECTOR OF
MEDIA RELATIONS

Cellular Phone: (865) 696-7947
Email: bdavis16@utk.edu



CAMERON HARRIS
GRADUATE ASSISTANT

Cellular Phone: (817) 408-7604
Email: charri48@utk.edu



KOBY PADGETT
GRADUATE ASSISTANT

Cellular Phone: (662) 312-5110
Email: mpadgett@utk.edu



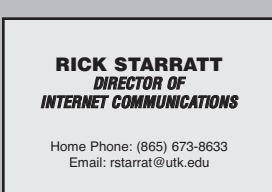
CASEY SELF
GRADUATE ASSISTANT

Cellular Phone: (703) 568-0736
Email: kself1@utk.edu



COURTNEY TYSINGER
GRADUATE ASSISTANT

Cellular Phone: (336) 414-4134
Email: mtylinge@utk.edu



RICK STARRATT
DIRECTOR OF
INTERNET COMMUNICATIONS

Home Phone: (865) 673-8633
Email: rstarrat@utk.edu



MEDIA INFORMATION

The University of Tennessee Women's Media Relations Office looks forward to serving the members of the media during the upcoming Lady Vol basketball season. If you will be attending a game in UT's Thompson-Boling Arena, please take a few moments to review the items of media interest appearing on pages four through 10.

If you have any special media requests of our office, please do not hesitate to contact any of the staff members at any time. When calling us in Knoxville, Media Relations secretary Judy Porterfield will be more than happy to assist you immediately.

The 2006-07 Tennessee Lady Volunteer Basketball Media Guide has been prepared with the media in mind. Any additional information, interviews or photos can be requested from the UT Women's Media Relations Office.

The staff of the Tennessee Women's Media Relations Office, directed by Debby Jennings and assisted by Eric Trainer, Brian Davis, Courtney Tysinger, Cameron Harris, Koby Padgett, Casey Self, Jason Taylor and Wes Todd hopes to make your working experience enjoyable.

MEDIA RELATIONS QUICK INFO

(Overnight mailing address:)
1720 Volunteer Boulevard
117 Stokely Athletics Center, Knoxville, TN 37996-3110
Office Phone: (865) 974-4275
Nights/Weekend: (865) 974-8874
Lady Vol Hotline: (865) 974-8700
Fax Machine: (865) 974-8875
THOMPSON-BOLING ARENA PRESS ROW: (865) 974-0110
WOMEN'S ATHLETICS, BASKETBALL & ADMINISTRATIVE OFFICES IN THE ARENA: (865) 974-0600
ARENA TICKET OFFICE: (865) 656-HOOP

KEY MEDIA DATES

October 13	Opening Day of Practice
October 25-26	SEC Media Days in Birmingham, Ala.
November 12	Home Opener versus Chattanooga
January 5	Pat Summitt on the SEC teleconference call
February 2	Pat Summitt on the SEC teleconference call
March 1-4	SEC Tournament in Duluth, GA
March 12	NCAA Women's Bracket announced
March 17-20	NCAA First and Second Rounds
March 24-27	NCAA Regionals
April 1 & 3	NCAA Women's Final Four, Cleveland, Ohio

STUDENT ASSISTANTS



JASON TAYLOR
STUDENT ASSISTANT



WES TODD
STUDENT ASSISTANT



MEDIA SERVICES

COVERING PRACTICE

Practice is open to the media and the public. Please contact Debby Jennings or Courtney Tysinger at the Media Relations Office at least three days in advance to arrange player or coach feature interviews. If you plan to cover practice, please contact the Media Relations Office on a daily basis to check about changes in the schedule.

PLAYER AND COACH INTERVIEWS

Media wishing to interview the coaches or players are encouraged to set up interviews in advance with the Media Relations Office. Generally, the best time to conduct an interview is following practice. Coach Summitt and the players are also available for phone interviews. The Media Relations Office will help with all requests.

PAT SUMMITT WEEKLY TELECONFERENCE

Coach Pat Summitt will participate in a weekly teleconference this season. Please check with the UT Media Relations Office for details. The weekly teleconference will be held on Wednesdays. From time-to-time, selected players will also be available on the teleconference.

SEC COACHES TELECONFERENCE

The 12 SEC women's head basketball coaches are scheduled to participate in two teleconferences during the conference season. They are scheduled for **Jan. 5** and **Feb. 2**. The SEC Women's Basketball Tournament teleconference will take place Monday, **February 26** at 2 p.m. ET. The coaches will appear in alphabetical order by school for seven minutes each. The NCAA Tournament teleconference is set for Tuesday, **March 13** at 11 a.m. ET. It will feature coaches from all SEC teams participating in the NCAA Tournament.

MEDIA CREDENTIALS

Requests for working media credentials should be directed to Debby Jennings or Eric Trainer, in writing on letterhead, at least one week in advance. Credentials not picked up at the Media Relations Office will be left at the Thompson-Boling Arena Media WILL CALL gate located on the east ground level entrance to the arena facing the G-10 parking garage on Phillip Fulmer Way. No credentials will be mailed.

PHOTOGRAPHER CREDENTIALS

Credentials will be issued only to accredited photographers or those individuals on special assignment. During regular season games, work area includes the floor area at both ends of the court and alongside of the corners of playing floor opposite the team benches. Special arrangements for strobes or catwalk access must be made through the Media Relations and Arena Management Offices no later than one week in advance of the game. UT's arena security policy requires that all photographers placing strobes will go through a screening process and must be accompanied by an officer when placing strobes.

THE SEC INTERNET POLICY

By acceptance and use of this credential, the holder agrees to the following conditions for any and all basketball games hosted by the SEC and its member institutions:

1. The SEC and its member institutions grant a media organization a limited license to use certain gathered information on the media organization's own Internet or online site beginning at the start of an athletic event and up to the conclusion of such event, all subject to the following limitations and conditions:

(a) No more than 10 still photographs may be used for news coverage of the game and other editorial purposes. Such still photographs must be used on a time-delayed basis, that is at least five (5) minutes after the happening of the event depicted by the still photograph.

(b) It is agreed that videotape is NOT to be used on an Internet or online site (except that videotape may be shown as part of a single, non-archived, online "simulcast" of a television station's regularly-scheduled news program.

(c) While a game is in progress, the use of textual statistical information is time-delayed and limited in amount (e.g., updates pertaining to score [detail only given at end of each half], injuries and national, conference or institutional record-breaking performances, a condensed half-time story) so that an organization's Internet or online game coverage does not undercut the authorized and rights-paying fee organization's rights to play-by-play accounts of the game and/or exclusivity as to such rights.

2. Any proposed media use on an Internet or online sight of the game information that is more detailed and/or more than described above will require separate written authorization by the SEC and/or its member institutions. However, such written authorization will not permit the use of game information in entertainment contexts and will not authorize game coverage that, due to immediacy or detail, constitutes or approaches a play-by-play account of a game.

3. Should any of these conditions be breached, the SEC and/or its member institutions will issue a written warning for the first violation. If this violation occurs during the last game of the institutions' regularly-scheduled season, the media organization may not be credentialed for the SEC Basketball Tournament. A second violation of this policy will result in revocation of credentials to cover future basketball games hosted by the SEC and/or its member institutions.

MEDIA PARKING PASSES AND MEDIA ENTRANCE

Parking space is limited. The media must request parking access along with other credential requests. Media coverage on a regular basis will insure first priority in UT parking lot G-10. The media entrance is located adjacent to this parking area, on Phillip Fulmer Way.

PRESS ROW

Press row is located on the east side of the arena behind the baseline nearest the visiting team bench. Only accredited media will be allowed in this area. Children are not permitted on press row.

PRESS ROOM SERVICES

The pressroom and interview rooms are on the east end of the arena. Soft drinks, a pre-game meal, and a halftime snack will be offered in the basketball media area. Post-game interviews will also be conducted in this area. Adjacent to the area, the working pressroom has numerous telephones and electrical outlets available. A dozen long distance, operator-assisted telephones are available in the press area on a first-come, first-served basis. Fax machine service will also be available. If you chose to install a phone line on press row, please contact Cindy Rich (865) 974-3121 at UT Telephone Services.

STATISTICAL SERVICES

Services provided include statistics generated from the STATCREW computer statistics program. Wireless monitors are placed on press row for immediate access to statistics. Hard copies of halftime stats, final stats and play-by-play highlights at the end of each half also will be distributed. Coaches' quotes will be provided following the postgame interview sessions.

POSTGAME INTERVIEWS

A formal post-game interview is held in the new basketball media area following each game. The media will be solicited for player names with five minutes left in the game. After a 10-minute cooling-off period, UT Coach Pat Summitt and selected players will be brought to the media area. After Summitt's question and answer period, she will leave to conduct her post-game radio call-in show from the Arena floor. UT players will remain to answer final questions. Afterwards, the visiting coach and selected players will be brought to the basketball media area. Risers, for television cameras, and a multi-box for radio will be available in the back of the area.

RADIO

Requests to broadcast must be made in writing at the earliest possible date to receive permission. Stations are responsible for contacting Glenn Thackston at Host Communications in Knoxville for use of the phone lines in



MEDIA SERVICES

Thompson-Boling Arena. Mr. Thackston can be reached during business hours at (865) 584-7043. The radio/TV broadcast locations are on the floor level across from the team benches.

TELEVISION GAMES

Thompson-Boling Arena permits the inside parking of television tractor-trailer units and offers secure parking adjacent to the Arena for satellite uplink units. Personnel from Arena Management, including electricians, are available to meet arriving trucks in advance of the game. Please notify the Media Relations office of your arrival plans for television games.

LADY VOL HOTLINE

Updated information on all Lady Volunteer athletic teams can be obtained 24 hours a day by accessing the Lady Vol Hotline at (865) 974-8700. The Hotline contains up-to-the-minute results, facts and schedules.

WWW.UTLADYVOLS.COM

The official University of Tennessee Lady Vol Web site, www.utladyvols.com, ranks among the best in the country as evidenced by the number of users who view the site on a daily basis. The site totaled over 15 million page views for the 2005-06 academic year for an average of over 1.2 million per month. Those numbers include two months where the web site witnessed over two million page views and two months where the site experienced a 90 percent increase over the same month one year earlier.

Entertaining and informative, www.utladyvols.com has provided visitors from more than 50 countries and every U.S. state with up-to-the-minute news and information. Live event coverage from nearly every home event and many away competitions can be viewed on the site as well. Photo galleries from most home events and select away contests can also be viewed by logging on to the site. The Lady Vol web site is also your best source for rosters, schedules, statistics, team news and athlete biographies.

In the coming year the Lady Vols hope to bring you more video coverage, including live video coverage of select home athletic events.



BASKETBALL GAME CREW



Elle Butler
Stat crew/2 yrs.
Public Relations Coordinator for
Scripps Networks
Graduate of the
University of Texas at San Antonio



Teddy Clark
Play-by-play spotter/22 yrs.
Accounting Manager for
Scripps Networks
Graduate of the
University of Tennessee



Margaret Cox
Sings the National Anthem/26 yrs.
Director of Corporate Operations
for Knoxville Tourism &
Sports Corporation



Mickey Dearstone
Play-by-play for Lady Vol radio/17 yrs.
Citadel Broadcasting Co.
Graduate of
Florida Southern



Nan Elrod
Official Scorebook and
Statistics/14 yrs.
Independent Consultant
Graduate of the
University of Tennessee



Andy Griffin
30-Second Clock Operator/27 yrs.
Math and Reading Teacher at
Carter Middle School
Graduate of the
University of Tennessee



Mike Hammond
Public Address Announcer/14 yrs.
Operations Manager for
Citadel Broadcasting
Graduate of the
University of Tennessee



Ellen Liston
Play-by-play typist/21 yrs.
Director of Community Relations
at Children's Hospital
Graduate of the
University of Tennessee



Janya "Pumpkin" Marshall
Head of Duplication/11 yrs.
Marketing Manager for
Le Blanc Financial Group
Graduate of the
University of Tennessee



Bill New
Scoreboard Operator/6 yrs.
Retired Assistant Principal at
Farragut High School
Graduate of the
University of Tennessee



Kate Reagan
Backup stats/5 yrs.
Director of Public Relations
and Marketing for
Lincoln Memorial University
Graduate of
St. Bonaventure University



Jackie Smiddy
Foul clock and possession arrow
operator/15 yrs.
Math Teacher at Central H.S.
Graduate of the
University of Tennessee



Suzie Reed
Statistician/20 yrs.
Staff Buyer for Alcoa Inc.
Graduate of
East Tennessee State University



Robert "Bart" Simpson
Computer Stats/9 yrs.
Director of Information Technology
for ImagePoint Inc.
Graduate of the
University of Missouri



Bruce Webb
Stat crew/15 yrs.
Electrical Engineer for the
Knoxville Utilities Board
Graduate of the
University of Tennessee



COVERING A GAME IN KNOXVILLE

THE ARENA

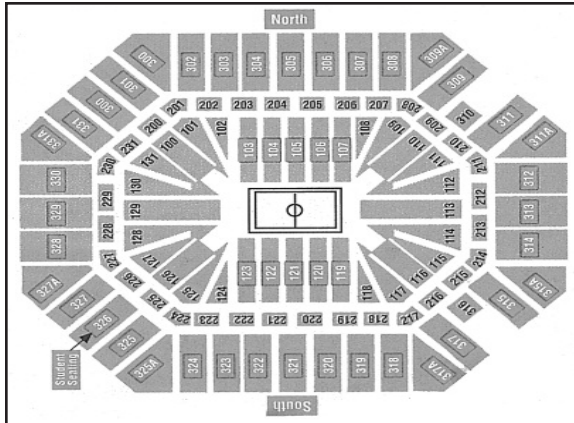
Thompson-Boling Arena was completed in time for the 1987-88 season and features an official seating capacity of 24,535, which includes 18,000 chair seats and almost 7000 bleacher seats. Premium courtside seating was introduced for the first time in the 2004-05 season.

The distance from the playing floor to the ceiling is the equivalent of a 12-story building.

The Arena floor itself can accommodate a three-ring circus with space to spare.

In the summer of 1996, the upper deck of the Arena (300 Level seating) was fitted with an automatic curtaining device for the USA Gymnastics Championships. UT now has the ability to close off the upper level seating area and vary seating capacity from concerts to seminars to sporting events.

THOMPSON-BOLING ARENA



MEDIA FACTS

Biggest Crowd—The University of Tennessee holds the regular season NCAA record for attendance at a women's collegiate basketball game with 24,653 on hand for the Jan. 7, 2006, clash with Connecticut. The Lady Vols defeated the Huskies, 89-80.

Biggest NCAA Crowd—Until the 1996 Final Four in Charlotte, the Lady Vols also held the record for the women's largest attendance in the history of the NCAA. When Tennessee hosted the 1990 Final Four, 19,467 attended the semifinals and 20,023 were on hand for the title game. The Lady Vols currently hold the record for the highest attendance at an NCAA Regional Final with 14,848 in attendance on March 23, 1998, when Tennessee defeated North Carolina, 76-70, in Nashville, Tenn.

What We've Hosted—Thompson-Boling Arena has hosted the First/Second Round of the NCAA Tournament for 18 years (1987-2003, 2005) as well as the 1991, 1995 and 2003 NCAA Mideast Regional Tournaments and the ultra-successful 1990 Final Four. Other events have included the nationally televised 1995, 1999 and 2002 State Farm Hall of Fame Tip-Off Classics and the 1991 and 1997 SEC/Big 10 Challenges.

Accommodating the Media—Various seating configurations at Thompson-Boling Arena can accommodate anywhere from 68 to over 250 courtside seated media representatives. Photo boxes are lined for still photographers, and there is a television booth located on the concourse level for team videographers as well as an "up" position for television cameras.

Television Games—Nine games are currently scheduled to be televised from Thompson-Boling Arena this season: Alabama, Duke, Georgia, Kentucky, Middle Tennessee, Mississippi, Notre Dame, UCLA, Vanderbilt.

Radio games—The Lady Vols' originating station, WNOX-AM (990), occupies center court space on press row. Every game is broadcast. At home games, UT Coach Pat Summitt returns courtside after the formal postgame press conference to field questions from fans in the stands or on a call-in basis for 20 minutes postgame. Visiting radio stations are located on press row opposite the visiting team bench, which is on the right side as you face the team benches.



The floor of Thompson-Boling Arena was named "The Summitt" in honor of women's head basketball coach Pat Summitt. The floor was first used during the 2005-06 season.

GETTING HERE

(Directions to Thompson-Boling Arena)

From the Airport

- Travel North on Highway 129 (Alcoa Highway)
- Take the Neyland Drive exit
- Turn left on Neyland Drive at the light
- Travel East on Neyland Drive
- Turn left on Lake Loudoun Blvd.
- Thompson-Boling Arena will be on your right
- Get into the right lane and turn right onto Phillip Fulmer Way
- The G-10 parking lot will be on your right

From Eastbound I-40

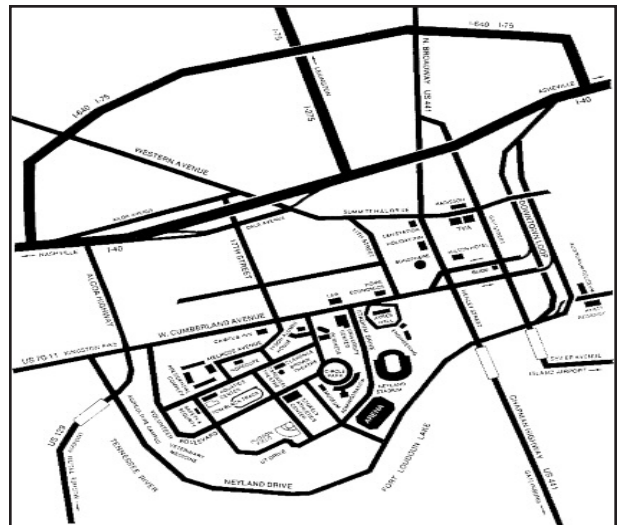
- Exit on Highway 129-Alcoa Highway (Airport exit)
- Take the Neyland Drive exit
- Turn left on Neyland Drive at the light
- Travel East on Neyland Drive
- Turn left on Lake Loudoun Blvd.
- Thompson-Boling Arena will be on your right
- Get into the right lane and turn right onto Phillip Fulmer Way
- The G-10 parking lot will be on your right

From Westbound I-40

- Exit on James White Parkway/Neyland Drive
- Turn right on Lake Loudoun Blvd.
- Thompson-Boling Arena will be on your right
- Get into the right lane and turn right onto Phillip Fulmer Way
- The G-10 parking lot will be on your right

From I-75 (Turns into I-275)

- Take I-275 to I-40 East (towards Asheville)
- Exit on James White Parkway/Neyland Drive
- Turn right on Lake Loudoun Blvd.
- Thompson-Boling Arena will be on your right
- Get into the right lane and turn right onto Phillip Fulmer Way
- The G-10 parking lot will be on your right



AREA HOTELS (Area code 865)

Cumberland House	971-4663
Hampton Inn-East	525-3511
Hilton-Airport	970-4300
Hilton-Downtown	523-2300
Holiday Inn-Central	584-3911
Holiday Inn-Select Downtown	522-2800
Marriott Downtown	637-1234
Radisson	522-2600

CAB COMPANIES

A+ Taxi	970-0016
Big Orange Express	523-3400
Paradise Taxi	525-9580
Yellow Cab	523-5151

AIRLINES

American	800-433-7300
Comair	800-354-9822
Continental Express	800-525-0280
Delta	800-221-1212
Northwest	800-225-2525
United	800-241-6522
USAirways	800-428-4322



COVERING LADY VOL BASKETBALL

INTERNET

Chattanooga.com, Wendy King
P.O. Box 2331, Chattanooga, TN 37409
(423) 266-2325
Email: tnwendy1@comcast.net, news@chattanooga.com
www.chattanooga.com

Gballmag.com, Dave Wohlhueter
31 Dutch Mill Road, Ithaca, NY 14850
(607) 257-6970 ext. 27
Email: davew@momentummedia.com
www.gballmag.com

TriCitiesSports.com, Jimmy Moore, Ron Bliss
TC Sports, LLC
1421 W. Sullivan St.
Kingsport, TN 37660
(423) 245-3337; FAX (423) 245-3337
Email: triciessports@earthlink.net
www.triciessports.com

PRINT

Associated Press-Knoxville, Elizabeth Davis
2332 News Sentinel Drive, Knoxville, TN 37921
(865) 522-3963; FAX (865) 523-5904
Email: edavis@ap.org

Associated Press-Nashville, Teresa Walker
215 Centerview Drive, Suite 110, Brentwood, TN 37207
(615) 373-9988; FAX (615) 376-0947
Email: twalker@ap.org

Atlanta Journal Constitution, Wendy Parker, Jeff D'Alessio
72 Marietta Street N.W., Atlanta, GA 30303
(404) 526-5331; FAX (404) 526-5977
Email: sports@ajc.com, wparker@ajc.com; jd'alessio@ajc.com

Bristol Herald-Courier, Allen Gregory
P.O. Box 609, Bristol, VA 24203
(276) 645-2516; FAX (276) 669-3696
Email: bnews@bristolnews.com

Chattanooga Times-Free Press, Gentry Estes
400 E. 11th Street, Chattanooga, TN 37401
(800) 733-2637; (423) 757-6273; FAX (423) 668-5049
Email: gestes@timesfreepress.com

Cleveland Daily Banner, Richard Melvin
P.O. Box 3600, Cleveland, TN 37403
(423) 472-5041; FAX (423) 614-6529
Email: sports@clevelandbanner.com

Daily Times, Leonard Butts, John Brice
P.O. Box 9740, Maryville, TN 37802
(865) 981-1141/45; FAX (865) 981-1175
Email: leonard.butts@thedailytimes.com;
john.brice@thedailytimes.com
www.thedailytimes.com

Farragut Press, Dan Barile
11863 Kingston Pike, Farragut, TN 37934
(865) 675-6397; FAX (865) 675-1675
Email: editor@farragutpress.com
www.farragutpress.com

The Herald Newspapers, Chris Silcox, Michele Karl
500 Maryville Highway, Seymour, TN 37865
(865) 577-6609; FAX: (865) 577-6791
Email: chris@theheraldnewspapers.com
www.theheraldnewspapers.com

Jackson Sun, Bob Heist
245 W. Lafayette, Jackson, TN 38301
(731) 425-9751; FAX (731) 425-9639
Email: sports@jacksonsun.com
www.jacksonsun.com

Johnson City Press, Trey Williams
P.O. Box 1717, Johnson City, TN 37605
(423) 929-3111, x460 or x396; FAX (423) 929-7484
Email: twilliams@johnsoncitypress.com

Kingsport Times News, John Moorehouse
P.O. Box 479, Kingsport, TN 37662
(423) 392-1323; FAX (423) 392-1385
Email: jmoorehouse@timesnews.net

Memphis Commercial Appeal, Ron Higgins
495 Union Avenue, Memphis, TN 38103
(901) 529-2361; FAX (901) 529-2362
Email: higgins@commercialappeal.com
www.commercialappeal.com

Metro Pulse, Tony Basilio
602 S. Gay Street, Mezzanine Suite, Knoxville, TN 37902
(865) 522-5399 ext.11; FAX (865) 522-2955
editor@metropulse.com
www.metropulse.com

Morristown Citizen Tribune, Brian Trent
P.O. Box 625, Morristown, TN 37815
(800) 624-0281, ext. 381; FAX (423) 581-8863
Email: ctsports@lcs.net
www.citizentribune.com

News Sentinel, Dan Fleser
P.O. Box 59038, Knoxville, TN 37950-9038
(865) 342-6288; FAX (865) 342-6402
Email: fleser@knews.com; sports@knews.com
www.knoxnews.com

Oak Ridger, Tom Wiest
785 Oakridge Turnpike, Oak Ridge, TN 37830
(865) 482-1021; FAX (865) 482-7834
Email: tom.wiest@oakridger.com

Rocky Top News, Maria M. Cornelius
11300 Twin View Drive, Knoxville, TN 37932
(865) 386-6338; FAX (215) 754-9832
Email: maria@rockytop.com
www.insidetennessee.com

Sports Time Publishing Co., Don Carringer
P.O. Box 5464, Knoxville, TN 37928
(865) 687-9716; FAX (865) 687-1072
Email: sportstime@mindspring.com
www.footballtime.com

Tennessean (Nashville), Mike Towle
1100 Broadway, Nashville, TN 37203
(615) 259-8299; FAX (615) 259-8826
6013 Autumn Oak Lane, Knoxville, TN 37921
Email: mtowle@tennessean.com
www.tennessean.com

UT Daily Beacon, Glenn Shinaberry
5 Communications Bldg., Knoxville, TN 37996
(865) 974-3226; FAX (865) 974-5569
Email: beaconsports@utk.edu

RADIO

The Sports Animal/WNOX-AM/FM, Mickey Dearstone, Jeff Jacoby
4711 Old Kingston Pike, Knoxville, TN 37919
(865) 588-6511; FAX (865) 588-3725

Tennessee Radio Network, Bryan Barrett
55 Music Square West, Nashville, TN 37203
(615) 256-6397; FAX (615) 259-4927
Email: BryanBarrett@clearchannel.com

WCRC-AM 1150, Mike Rypel
P.O. Box 220, Morristown, TN 37815
(423) 586-9101; FAX (423) 581-7756

WGRV-AM 1340, Bobby Rader
P.O. Box 278, Greeneville, TN 37744
(423) 638-4147; (423) 638-1979
Email: raderba@yahoo.com
www.greeneville.com/wgrv

WUTK-FM, Natalee Anderson, Jamey Schagren
P-103 Andy Holt Tower, Knoxville, TN 37996
(865) 974-2228; FAX (865) 974-2814
Email: jschagre@utk.edu

TELEVISION

FOX SportsNet South, Ray Goodrich
1175 Peachtree Street, NE
100 Colony Square, Suite 200
Atlanta, GA 30361
(404) 230-7300; FAX (404) 230-7399

HTN Sports, Gwen Shroyer
1465 Clayton Street SE, Cleveland, TN 37323
(423) 544-5422; FAX (423) 559-9241
Email: gshroyer@charter.net
www.htn5.com

Lady Vol TV Network, Barry Rice
61 Comm. Bldg., Knoxville, TN 37996
(865) 974-7442; FAX (865) 974-1822
Email: brice@utk.edu

WATE-TV 6, Jim Wogan, Mark Nagi
1306 N. Broadway, Knoxville, TN 37917
(865) 637-6397; FAX (865) 523-3561
Email: jwogan@wate.com; mnagi@wate.com
www.wate.com

WBIR-TV 10, Steve Phillips
1513 Hutchinson Ave., Knoxville, TN 37917
(865) 541-5370; FAX (865) 522-7341
Email: stphillips@wbir.gannett.com
www.wbir.com

WCYB-TV 5, Paul Johnson, Jenna Herb
101 Lee St., Bristol, VA 24201
(423) 989-3859; FAX (423) 645-1554
Email: pjohnson@wcyb.tv; jherb@wcyb.tv

WDEF-TV 12, Rick Nyman
3300 Broad St., Chattanooga, TN 37408
(423) 785-1277; FAX (423) 785-1273
Email: rnyman@wdef.com

WJHL-TV 11, Kenny Hawkins
338 E. Main St., Johnson City, TN 37601-1130
(423) 434-4544; FAX (423) 926-9080
Email: khawkins@wjhl.com
www.TriCities.com, www.wjhl.com

WKRN-TV 2, Chris Stout
441 Murfreesboro Rd., Nashville, TN 37210
(615) 369-7335; FAX (615) 369-7329
Email: sports@wkrn.com; cstout@wkrn.com

WRCB-TV 3, Randy Smith
900 Whitehall Road, Chattanooga, TN 37405
(423) 267-5412, ext. 114; FAX (423) 756-3148
Email: rsmith@wrcbtv.com
www.wrcbtv.com

WSMV-TV 4, Rudy Kalis
5700 Knob Rd., Nashville, TN 37209
(615) 353-2235; FAX (615) 353-2343
Email: rkalis@wsmv.com

WTVC-TV 9, Darrell Patterson, Dave Staley
4279 Benton Dr., Chattanooga, TN 37406
M-F (423) 757-7332; W/end (423)757- 7326;
FAX (423) 757-7402
Email: dpatterson@newschannel9.com;
dave@newschannel9.com

WTVF-TV 5, Brian McKeegan
474 James Robertson Pkwy, Nashville, TN 37219
(615) 248-5285; FAX (615) 244-9883
Email: sports@newschannel5.com;
bmckeegan@newschannel5.com

WVLT-TV 8, Rick Russo
6450 Papermill Road, Knoxville, TN 37919
(865) 766-8139; FAX (865) 584-1978
Email: wvltnews@wvlt-tv.com; rick.russo@wvlt-tv.com
www.volunteertv.com



LADY VOLS ON THE AIR

LADY VOL TELEVISED GAMES IN 2006-07


No other women's basketball program in the nation enjoys the national scope of television coverage like the Lady Vols. Tennessee can trace its television coverage roots back to NBC's SportsWorld in 1978 when the Lady Vols enjoyed their first top ranking in program history. Beginning in the 1978 season, the first of many local network television stations began airing select Lady Vol games each year. In 1979, TRZ Sports televised UT's first nationally aired game from Knoxville.

Additionally, UT was one of the first schools to welcome ESPN to its campus for coverage of women's hoops. A network first for women's basketball occurred at the 1981 AIAW National Championships when Coach Pat Summitt allowed herself to be miked for the title game and cameras were rolling in the locker room at halftime as a national audience was treated to an up-close view of Lady Vol basketball.

Since the 1980s, nearly 400 games have been televised via CBS, NBC, ESPN, ESPN2, FSN, Sport South, Prime, Sports Channel, Home Team Sports, Home Sport Entertainment and Comcast/Charter Sports Net. Countless other games have been aired via local cable outlets. No other women's team in the nation has enjoyed the number of exposures on CBS Sports. To date, the Lady Vols have appeared 20 times on CBS and sport a 12-8 overall record.

Tennessee has enjoyed phenomenal television growth over the last five seasons as 71% of its games have been televised (126 television appearances out of a total of 178 games). Last season, the Lady Vols were on television a school-record 28 times and sported a 23-5 mark on the tube.

The Lady Vols have 21 regular season television opportunities for the 2006-07 season. UT will once again appear on CBS, CSS, ESPN, ESPN2, ESPNU and FSN to name a few.



Bob Kesling, the Director of Athletic Department Broadcasting, provides play-by-play on Lady Vol television games and hosts the "Pat Summitt Show".

LADY VOL RADIO NETWORK


The Tennessee Lady Vols first found a home on the radio during the 1977-78 season. At that time, a handful of games were aired with John Ward, former play-by-play guru of UT football and men's basketball, handling the mike.

The flagship station of the University of Tennessee Lady Vol basketball broadcasts is The Sports Animal, WNML (990 AM, 99.1 and 99.3 FM), in Knoxville, Tenn. This will mark the 30th year of Lady Vol games on the air. Typically, 25 or more stations air the regular season broadcasts as the network expands into many of the "Vol Network" stations since most of the games will again be offered via satellite feed. For more information about joining the Lady Vol Network, contact Glenn Thackston at Host/USA Collegiate, Inc. (865) 584-7043.

Additionally, Lady Vol basketball games will again find a home on the Internet at www.utladyvols.com as fans worldwide will be able to access the broadcasts. (For more information, visit the Lady Vol home page on the World Wide Web – utladyvols.com)

An ultra-successful component of the broadcasts is the Coach Pat Summitt post-game call-in show after all Lady Vol home games during the 2006-07 season. UT fans are encouraged to remain in the stands and direct questions to Summitt or phone in after the game.

Calling the play-by-play action again this season will be Mickey Dearstone, who took over full-time duties from Bob Kesling after the 1998-99 season.



Mickey Dearstone calls the action for the Lady Vols on radio.



TELEVISION SCHEDULE FOR 2006-07

At publication time, the following games had been cleared for television broadcast.

DATE	OPPONENT	TIME	TV
THURS., NOV. 16	UCLA	7:00 p.m.	CSS
SUN., NOV. 19	at Arizona State	12:00 p.m. MT	FSN
SUN., NOV. 26	MIDDLE TENNESSEE	3:00 p.m.	WVLT
TUES., NOV. 28	at Louisiana Tech	7:00 p.m. CT	WVLT
SUN., DEC. 3	at North Carolina	8:00 p.m.	ESPN
SUN., DEC. 17	at Texas	12:30 p.m. CT	FSN
FRI., DEC. 22	at Old Dominion	5:00 p.m.	ESPNU
SAT., DEC. 30	NOTRE DAME	2:00 p.m.	CSS
WED., JAN. 3	ALABAMA	7:00 p.m.	CSS
SAT., JAN. 6	at Connecticut	4:00 p.m.	CBS
SUN., JAN. 14	at Georgia	1:00 p.m.	FSN
MON., JAN. 22	DUKE ("Big Monday")	7:00 p.m.	ESPN2
THURS., JAN. 25	at Vanderbilt	6:00 p.m. CT	FSN
SUN., JAN. 28	at Alabama	2:00 p.m. CT	CSS
MON., FEB. 5	GEORGIA ("Rivalry Week")	7:00 p.m.	ESPN2
THURS., FEB. 8	at Auburn	6:00 p.m. CT	CSS
SUN., FEB. 11	KENTUCKY ("February Frenzy")	5:30 p.m.	ESPN2
THURS., FEB. 15	Mississippi	7:00 p.m.	CSS
MON., FEB. 19	at Louisiana State	6:00 p.m. CT	ESPN2
THURS., FEB. 22	at Arkansas	7:00 p.m. CT	COX
SUN., FEB. 25	VANDERBILT	1:00 p.m.	FSN

"The Pat Summitt TV Show" takes Tennessee fans inside the workings of the most dominant women's basketball program in the country. This entertaining 30-minute show is hosted by legendary coach Pat Summitt and the Vol Network's Bob Kesling. The show includes game highlights, exclusive behind the scenes player and team features as well as a scouting report for the upcoming week in Lady Vol basketball.

The show airs for nine consecutive weeks during basketball season and is shown in Knoxville on WBIR-TV (Saturday, 1:30 p.m.), Chattanooga on WTVG-TV (Saturday, 1:30 p.m.), Memphis on WPXX (Monday, 12:30 p.m.), Nashville on WUPX (Saturday, 12:30 p.m.) and the Tri-Cities on WKPT (Saturday, 12:30 p.m.).

Complementing the coverage in the state of Tennessee, "The Pat Summitt Show" teams up again this year with regional sports icons FOX Sports Net South, Comcast/Charter Sports Net (CSS) and the College Sports Television (CSTV) to make Tennessee women's basketball available to millions of subscribers around the nation. FOX Sports Net South and CSS covers all or portions of Alabama, Florida, Georgia, Indiana, Kentucky, Mississippi, North Carolina and Tennessee. Check local listings for "The Pat Summitt Show" in your area.


RADIO NETWORK AFFILIATES FOR 2006-07

As the media guide was going to publication, 27 radio stations across the state of Tennessee had committed to carry Lady Vol basketball games for the 2006-07 season. Additionally, select Lady Vol games will once again be carried on Sirius Satellite Radio.

Station	Market	Dial	Station	Market	Dial
WKPT-AM	Kingsport	1400	WNML-AM	Knoxville	990
WQSV-AM	Ashland City	790	WNML-FM	Knoxville	99.1, 99.3
WJSQ-FM	Athens	101.7	WJMM-AM	Lewisburg	1490
WJAR-AM	Athens	1450	WLIL-AM	Lenoir City	730
WOPI-AM	Bristol	1490	WJMM-AM	Lewisburg	1490
WGOW-AM	Chattanooga	1150	WVLT-AM	Lexington	96.5
WGOW-FM	Chattanooga	102.3	WMSR-AM	Manchester	1320
WCLE-AM	Cleveland	1570	WCRK-AM	Morristown	1150
WLQK-FM	Cookeville	95.9	WLAC-AM	Nashville	1510
WCSV-AM	Crossville	1490	WLIK-AM	Newport	1270
WPBX-FM	Crossville	99.3	WKSR-FM	Pulaski	98.3
WEMB-AM	Erwin	1420	WENK-AM	Union City	1240
WGRV-AM	Greeneville	1340	WECO-FM	Wartburg	101.3
WKTP-AM	Jonesborough	1590	WCDD-AM	Winchester	1340



2006-07 LADY VOL TRAVEL PLANS

November 17-19 Arizona State Travel by: Delta Commercial The Tempe Mission Palms Hotel 60 East Fifth Street Tempe, AZ 85281 (480) 894-1400 Fax (480) 968-7677	January 4-6 Connecticut Travel by: Delta Charter Hilton Hartford Hotel 315 Trumbull Street Hartford, CT 06103 (860) 728-5151 Fax (860) 240-7247	February 7-8 Auburn Travel by: Delta Charter The Lodge & Conference Center at Grand National 3700 Sunbelt Parkway Opelika, AL 36801 (334) 741-9292 Fax (334) 741-9733
November 27-28 Louisiana Tech Travel by: Delta Charter Hampton Inn North Trenton Ruston, LA 71270 (318) 251-3090 Fax (318) 251-3315	January 10-11 Florida Travel by: Delta Charter Hilton University of Florida Conference Center 1714 SW 34th Street Gainesville, FL 32607 (352) 384-3411 Fax (352) 384-3455	February 18-19 Louisiana State Travel by: Delta Charter Baton Rouge Marriott 5500 Hilton Avenue Baton Rouge, LA 70808 (225) 924-5000 Fax (225) 925-1330
December 2-3 North Carolina Travel by: Delta Charter Homewood Suites Hotel 3600 Mt. Moriah Road Durham, NC 27707 (919) 401-0610 Fax (919) 401-2441	January 13-14 Georgia Travel by: Delta Charter Foundry Park Inn 295 East Dougherty Street Athens, GA 30601 (706) 549-7020 Fax (706) 549-7085	February 21-22 Arkansas Travel by: Delta Charter Radisson Fayetteville 70 North East Ave. Fayetteville, AR 72701 (479) 442-5555 Fax (479) 442-2105
December 16-17 Texas Travel by: Delta Charter The New Hilton Hotel 500 East 4th Street Austin, TX 78701 (512) 682-2711 Fax (512) 682-2789	January 24-25 Vanderbilt Travel by: Charter Bus Loews Vanderbilt Hotel 2100 West End Avenue Nashville, TN 37203 (615) 321-1942 Fax (615) 320-0576	March 1-4 SEC Tournament Duluth, GA Travel: TBD
December 21-22 Old Dominion Travel by: Delta Charter Sheraton Norfolk 777 Waterside Drive Norfolk, VA 23510 (757) 622-6664 Fax (757) 622-4571	January 27-28 Alabama Travel by: Delta Charter Four Points Sheraton Hotel 320 Bryant Drive Tuscaloosa, AL 35401 (205) 343-1105 Fax (205) 759-9314	

2006-07 LADY VOL OPPONENT SID DIRECTORY

SCHOOL (SID)	OFFICE PHONE	HOME/CELL PHONE	FAX PHONE	E-MAIL	COURT PHONE	WEB SITE
Alabama (Corey Hoodjer)	(205) 348-7496	(515) 451-9670	(205) 348-8841	choodjer@ia.ua.edu	(205) 348-6084	www.rolltide.com
Arizona State (Steve Rodriguez)	(480) 965-9780	(480) 254-2489	(480) 965-5408	Steve.Rodriguez@asu.edu	(480) 965-7274	www.thesundevils.com
Arkansas (Dr. Bill Smith)	(479) 575-3707	(479) 443-9450	(479) 575-7410	bismith@uark.edu	(479) 575-6622	www.ladybacks.com
Auburn (Carol White)	(334) 844-9182	(334) 750-0401	(334) 844-9807	whitecr@auburn.edu	(334) 844-1933/1935	www.auburntigers.com
Chattanooga (Anne Wehunt)	(423) 425-4618	(423) 505-2353	(423) 425-4610	anne-wehunt@utc.edu	(423) 756-5476	www.gomocs.com
Connecticut (Randy Press)	(860) 486-3531	(860) 617-6428	(860) 486-5085	randy.press@uconn.edu	(860) 727-0869	www.uconnhuskies.com
Duke (Lindy Brown)	(919) 684-2664	(919) 599-9821	(919) 684-2489	lbrown@duaa.duke.edu	(919) 684-6186	www.goduke.com
Florida (Kathy Cafazzo)	(352) 375-4683	(352) 316-4575	(352) 375-4809	kathyc@gators.uaa.ufl.edu	(352) 367-1801	www.gatorzone.com
George Washington (Jesse Hooker)	(202) 994-8604	(607) 329-3925	(202) 994-2713	jhooker@gwu.edu	(202) 994-1776	www.gwsports.com
Georgia (Mike Mobley)	(706) 542-1621	(706) 548-0858	(706) 542-9339	mmobley@sports.uga.edu	(706) 542-8052	www.georgiadogs.com
Kentucky (Susan Lax)	(859) 257-8420	(859) 608-5019	(859) 323-4310	slax0@uky.edu	(859) 323-5900	www.ukathletics.com
Louisiana State (Brian Miller)	(225) 578-8226	(225) 939-0204	(225) 578-1861	bmiller@lsu.edu	(225) 578-8226	www.lsusports.com
Louisiana Tech (Malcolm Butler)	(318) 257-3144	(318) 614-4513	(318) 257-3757	mbutler@latech.edu	(318) 257-3144	www.latechsports.com
Middle Tennessee (Denise Gideon)	(615) 904-8115	(615) 631-9523	(615) 898-5626	dgideon@mtsu.edu	(615) 898-2807	www.GoBlueRaiders.com
Mississippi (Katy Lonergan)	(662) 915-7522	(662) 715-9396	(662) 915-7006	lonergan@olemiss.edu	(662) 236-1931	www.olemisssports.com
Mississippi State (Cassie Chance)	(662) 325-0972	(601) 513-0080	(662) 325-2563	cchance@athletics.msstate.edu	(662) 325-3776	www.msstateathletics.com
North Carolina (Bobby Hundley)	(919) 843-5678	(704) 213-9187	(919) 962-0612	bhundley@unca.unc.edu	(919) 843-9509	www.tarheelblue.com
Notre Dame (Chris Masters)	(574) 831-8032	(574) 532-4166	(574) 631-7941	masters.5@nd.edu	(574) 631-5309	www.und.com
Old Dominion (Kimberly Zivkovich)	(757) 683-5520	(757) 617-7757	(757) 683-3119	kzivkovi@odu.edu	(757) 683-5596	www.odusports.com
South Carolina (Gavin Lang)	(803) 777-7743	(803) 318-0525	(803) 777-2967	glang@gwm.sc.edu	(803) 777-6182	www.uscsports.com
Stanford (Brian Risso)	(650) 723-0996	(650) 200-9513	(650) 725-2957	brisso@stanford.edu	(650) 723-9010	www.gostanford.com
Tennessee-Martin (Joe Lofaro)	(731) 881-7632	(731) 514-2905	(731) 881-7624	jlofaro@utm.edu	(731) 881-7694	www.utmsports.com
Texas (Barb Kowal)	(512) 471-9801	(512) 431-2677	(512) 471-6040	barb.kowal@athletics.utexas.edu	(512) 471-4246	www.texasports.com
UCLA (Steve Rourke)	(310) 206-8187	(310) 825-8664	(310) 825-8664	srourke@athletics.ucla.edu	(310) 825-1899	www.uclabruins.com
Vanderbilt (Chris Weinman)	(615) 322-4121	(615) 336-4222	(615) 343-7064	chris.weinman@vanderbilt.edu	(615) 320-0436	www.vucommoedors.com
West Virginia (Phil Caskey)	(304) 293-2821	(304) 685-6608	(304) 293-4105	phil.caskey@mail.wvu.edu	(304) 293-2821	www.MSNsportsNET.com



RADIO/TELEVISION SPOTTING CHART



SHANNON BOBBITT
5'2" JUNIOR
GUARD
NEW YORK, NY

Notes: _____

00



SIDNEY SPENCER
6'3" SENIOR
FORWARD
HOOVER, AL

Notes: _____

1



CAIT McMAHAN
5'4" FRESHMAN
GUARD
MARYVILLE, TN

Notes: _____

2



CANDACE PARKER
6'4" SOPHOMORE
FORWARD/
CENTER/GUARD
NAPERVILLE, IL

Notes: _____

3



ELIZABETH CURRY
5'6" SENIOR
GUARD
NEW VIRGINIA, IA

Notes: _____

10



DOMINIQUE REDDING
6'1" SENIOR
FORWARD
CLEARWATER, FL

Notes: _____

13



ALEXIS HORNBUCKLE
5'11" JUNIOR
GUARD
CHARLESTON, WV

Notes: _____

14



ALBERTA AUGUSTE
(AUGUST-UH)
5'11" JUNIOR
GUARD/FORWARD
MARRERO, LA

Notes: _____

33



NICCI MOATS
6'2" FRESHMAN
FORWARD
DALEVILLE, VA

Notes: _____

34



ALEX FULLER
6'3" SOPHOMORE
FORWARD/CENTER
SHELBYVILLE, TN

Notes: _____

44



NICKY ANOSIKE
(ANN-oh-SICK-EE)
6'4" JUNIOR
FORWARD/CENTER
STATEN ISLAND, NY

Notes: _____

55



PAT SUMMITT
HEAD
COACH



HOLLY WARLICK
ASSOCIATE
HEAD
COACH



NIKKI CALDWELL
ASSISTANT
COACH



DEAN LOCKWOOD
ASSISTANT
COACH



2006-07 SEASON PREVIEW



IN THIS SECTION

Preview **12-14**

Preseason Polls, Stats of Interest **13**

Squad Breakdown by Position & Height **14**



2006-07 LADY VOL SEASON PREVIEW

FULLCOURT FILL-UP

Of late, there's been a fuel crisis in the United States, compounded by hurricanes, the conflicts in the Middle East, rising costs, broken supply pipelines and the like. The fuel problems have impacted all phases of society, and even the University of Tennessee Lady Vol basketball team has felt the crunch. To be honest, the Lady Vols suffered a critical fuel shortage at season's end in 2006. It's not that they totally ran out of gas, it was more like the strength of their fuel had been compromised by a myriad of maladies from injury to attrition.

In light of this situation, and in preparation for the 2006-07 campaign, the Tennessee women's basketball staff went back to the drawing board to perfect a new fuel formula for the upcoming season.

To assist in the process, Lady Vol coach Pat Head Summitt, who begins her 33rd season at the helm, and her staff revisited the high octane NCAA Championship campaigns of '87, '89, '91, '96, '97 and '98. Summitt's goal? To perfect a new fuel based on the successful components found in the former championship formulas. Ready to be tested in the coming season is the hybrid fuel you never saw coming — the 07 octane — a fuel formulated to go the distance.

At the ready is the 2006-07 Tennessee Lady Vol basketball squad, which is primed at the pump for the "FULLCOURT FILL-UP." Although just 11 players strong, this multi-talented team has all of the key ingredients to make a clean burn of the 07 fuel in the two scheduled exhibitions, 29 regular season games featuring 13 pre-season ranked opponents and potentially 9-10 games in the SEC and NCAA Tournaments.

"We learned a very valuable lesson last season regarding energy letdowns," explained Summitt. "We started out the season with high energy, pushing tempo and being very aggressive at both ends of the floor. However, injuries and attrition caught up with us, and we had no margin for error. In the end, it was more than we could overcome.

"Entering into this season, we have a better understanding after going through that experience. I think our players learned that by keeping a consistent high level of intensity in their game, that the team as a whole wouldn't be as prone to an energy crisis," said Summitt.

At the start, the '06 fuel blend looked like a sure winner, as Tennessee raced out to an 18-0 record. Just as quickly, UT sputtered and backfired in four of its next 10 games, including going down in defeat to two unranked opponents. The Lady Vols rallied to win the 2006 SEC Tournament Championship but fell in the NCAA Tournament's Elite 8 to top-ranked North Carolina.

Almost one-half of the 2005-06 squad doesn't return. The Lady Vol starting seniors, guard Shanna Zolman (15.4 ppg and 2.9 rpg) and post Tye'sha Fluker (9.3 ppg and 4.9 rpg), graduated in the spring and were drafted to play in the WNBA for the San Antonio Silver Stars and Charlotte Sting, respectively. Sophomore starting point guard Sa'de Wiley-Gatewood (8.0 ppg and 2.6 rpg) abruptly left the squad in December and transferred. At season's end, sophomore reserve post Sybil Dosty (2.9 ppg and 2.9 rpg) and rookie reserve guard Lindsey Moss (2.0 ppg and 0.7 rpg) elected to transfer to schools closer to their homes in Arizona and Georgia, respectively.

"Shanna brought us great outside scoring for the past four seasons and shattered practically every Tennessee three-point record, while Tye was a solid force in the paint. Despite the transfer losses, we still return six solid veterans and added much-needed guard play through our recruiting," said Summitt.



The top scorer and rebounder from last year's squad, sophomore Candace Parker, returns with her multi-dimensional game that is invaluable to any Lady Vol lineup.

The head mentor of the Lady Vols has always displayed a high octane approach to coaching. Summitt and her staff, have always been full-service coaches with a bumper-to-bumper (well, baseline-to-baseline) approach to the game. "I'm excited about the energy of this team. They want to go, push it every time, and capitalize on every scoring opportunity.

"However, to play that style, we have to become a great rebounding team. For some reason, we're not instinctive rebounders. So the trade-off to being a running team is becoming a rebounding team first," said Summitt.

For the rebounding-to-equal-running formula to work, Summitt emphasized the commitment to defense. "Defense and rebounding have always gone hand-in-hand in my coaching philosophy," said Summitt. "This team's strength will be in an uptempo, fullcourt game. Last season, we got caught too much in a halfcourt game. We didn't generate points off our defense, and we didn't allow ourselves many early scoring opportunities.

"This season, with a pair of true point guards, I see us more suited and better equipped to the up and down game. Our optimum efficiency will be realized in the fullcourt game," said Summitt.

When the '87 blend took the Lady Vols to their first NCAA Championship 20 years ago, nine of the current UT players were toddlers at one and two years old, while this year's rookies weren't yet born. To be successful in the coming season, the 2006-07 Lady Vols need to embrace the ingredients in the '07 hybrid fuel which will find its genesis in the '87, '89, '91, '96, '97 and '98 super premium NCAA Championship fuels.

Culling through the make-up of the championship fuels, Summitt hopes the 07 version will contain the following:

"From the 1987 championship team, I would take their leadership, belief in their individual roles, competitiveness and togetherness", said Summitt. "They were overachievers who would not be denied — they were on a mission.

"From the 1989 champions, I would take their methodical way of winning, team defense, board play and their smarts. Each player on this team understood her role, and went to the 'go-to' player in Bridgette Gordon, all the way to the title.

"The 1991 championship team mirrored many of the qualities in the '87 and '89 teams," said Summitt. "Everyone contributed and each player knew what her teammates expected from her night-in and night-out. They knew to get the ball to their 'go-to' in Daedra Charles. Everyone played to her strength, whether it was a defensive specialist, a key rebounder, or an experienced leader in the backcourt.

"In 1996, our players worked together and shared the basketball. Their unselfishness and big-game experience were some of their key qualities. They were smart enough to let a very young and talented rookie in Chamique Holdscraw do her thing. This team took pride in pounding the glass — they fought for every rebound.

"The 1997 team was stubborn (in both good and bad ways), fearless and tenacious. They won potluck style; each player brought her best dish every night. They crawled through adversity, losing 10 games, but they believed that they could still achieve their goal of winning a title.

"There are so many things I would take from the 1998 championship team to add to the fuel mix. Those players had fun on and off the court, and their success was contagious. They outworked everyone, displayed dominance, brought it every night and dictated tempo with their defense and rebounding. Tamika Catchings, Chamique Holdscraw and Semeka Randall became the three-headed monster by checking their egos at the door and sharing the basketball," said Summitt.

A mix of the key ingredients from the six NCAA title teams would no doubt make a super premium hybrid fuel to power the '07 team. A gallon of regular gasoline contains about 132x106 joules of energy, which is equivalent to 125,000 BTU or 36,650 watt-hours. Imagine what a gallon of the super 07 fuel would mean to a team that wants to go the distance!

In a number of ways, the 2006-07 squad already possesses many qualities of the previous

STATS OF INTEREST

WHAT'S BACK

Category	Percent Returning
Games Started.....	66.1 (119 of 180)
Minutes Played.....	61.5 (4,440 of 7,225)
Field Goals.....	60.7 (610 of 1,005)
3-Point Field Goals.....	36.8 (81 of 220)
Free Throws.....	65.9 (388 of 589)
Rebounds.....	62.2 (882 of 1,418)
Assists.....	66.9 (372 of 556)
Blocks.....	82.2 (166 of 202)
Points.....	60.3 (1,700 of 2,819)

RETURNING 2005-06 LEADERS

Category	Leader (#)
Points per game.....	Candace Parker (17.3)
Field Goals.....	Candace Parker (230)
Field Goal Percentage.....	Candace Parker (.552, 230-417)
3-Point Field Goals.....	Sidney Spencer (53)
3-Point Field Goal Pct.....	Sidney Spencer (.434, 53-122)
Free Throws Made.....	Candace Parker (159)
Free Throw Percentage.....	Sidney Spencer (.925, 37-40)
Rebounds per game.....	Candace Parker (8.3)
Assists per game.....	Alexis Hornbuckle (3.9)
Blocks per game.....	Candace Parker (2.4)
Steals per game.....	Alexis Hornbuckle (3.1)



2006-07 LADY VOL SEASON PREVIEW

six NCAA title teams. For this group, correct combustion of the fuel is the key. "The 'Big Three' – Candace Parker, Alexis Hornbuckle and Nicky Anosike – all have to be on the same page at the same time, game-in and game-out," said Summitt. "Their combined play should greatly impact the direction of this team."

"In order for Candace, Alexis and Nicky to be true leaders for this team, they have to bring it everyday. Players like Sidney Spencer, Dominique Redding and Alex Fuller need to help extend the defense by stepping up and scoring from the three. Our junior college transfers, point guard Shannon Bobbitt and guard Alberta Auguste, along with newcomers Cait McMahan, Nicci Moats and Elizabeth Curry, all must find ways to immediately contribute to the total attack," said Summitt.

The 2007 Lady Vol seniors, 6-3 forward Spencer (9.4 ppg and 3.4 rpg), 6-1 forward Redding (3.7 ppg and 1.3 rpg) and 5-6 walk-on guard Curry, will be expected to set a solid example for the team. In their final go-round, Spencer and Redding will look to tap their fullest potential for a memorable senior season.

Spencer appears to be on course for a great year. In the middle of her sophomore season, she earned a starting position and was playing her best hoops when she went out with a torn anterior cruciate ligament. As a junior, she came back with a vengeance and practically equaled her combined two-year stats in a single season. The Hoover, Ala., native registered 18 games in double-figure scoring, including two huge career-high games of 21 points each in the win over Connecticut and the SEC Tournament title game victory over LSU.

She is the heir-apparent to Zolman to step in as the team leader from the three-point line and the charity stripe – two key areas for the Lady Vols in the coming year. "Sid needs to be prepared to play a bigger role for us as a senior. We have greater expectations, more now than ever before, for her to be a great perimeter scorer," said Summitt. "Last season, she demonstrated the ability to be successful at multiple positions as an offensive 'go-to.' She is the kind of player who can quickly stretch the defense and take pressure off the inside players. Just as important as her ability to be a scoring threat, we need Sid to help lead this team by example," Summitt said.

Spencer's senior sidekick is fellow forward Redding. Last season, Redding extended her range and saw a significant increase in her playing time. Her progress as a junior saw her nab her first career starting assignment against #22/20 Vanderbilt. In postseason play, Redding came up with some big-time, crucial buckets.

"Dom came along last season, and benefited from some valuable big game experience. She proved to us that she wants to be counted on to make some big shots in close games and pressure situations. As a senior, our team is looking for her to be more consistent and productive. If she makes a commitment to solid defense and board play, her effort could speak volumes to our success," commented Summitt.

"Now is the time for Dom to bring an all-around complete game to the court every day. We expect our seniors to demonstrate the total skill set package," she concluded.

The Lady Vols will welcome their first walk-on in two years, as Curry joins the squad in a playing capacity. She is no stranger to the program, having served as a manager for the two previous seasons including a stint as the head manager last year. Curry was a four-year starter at Interstate 35 H.S. in New Virginia, Iowa.

"We're excited to have Elizabeth move into a new role as a member of our team. She came to the University of Tennessee to be a part of the program as a manager. For her final year we are giving her the opportunity to finish out her experience with the Lady Vol basketball team as a walk-on," said Summitt.

No matter how good your fuel is, it won't ignite without a spark plug, and that's where the Lady Vol junior class is at its collective best. Whether you need a spark on offense or plugging a play on defense, 5'11" guard Hornbuckle (9.9 ppg, 5.3 rpg and 3.0 apg) is capable of doing both at a moment's notice. The All-Southeastern Conference standout looks to be 100 percent after suffering a broken right wrist and missing a month and the final seven regular-season games last year. Somehow Hornbuckle made it back for the four NCAA contests and definitely gave her team a spark down the stretch.

"Alexis brings an enormous amount of energy and consistency in her game, night-in and night-out. She is a positive leader and a true sparkplug on the court," said Summitt. "With her move back to her true position as a two-guard, I believe we'll see more consistency in her scoring. She is an outstanding rebounding guard and is aggressive and attacking on defense. Offensively, she finds a way to create points for herself and others."

Extremely versatile on both ends of the floor, Hornbuckle almost registered the first triple-double in Lady Vol history with 10 points, 14 rebounds and nine assists in the win over Connecticut in Knoxville on Jan. 7, 2006. "It's easy to see why she is definitely a key player to our success," said Summitt.

Another key player to the team's success is fellow junior Anosike (7.1 ppg, 5.4 rpg). The 6'4" post evolved into an intimidator on defense as a sophomore, by recording 47 blocks on the season. She even rejected five shots in the NCAA Tournament loss to North Carolina. This season, a balanced attack from Anosike, from both ends of the floor, would bode well for the Lady Vol fortunes.

"Nicky has to play at a different level for us this year," said Summitt. "She needs to find a way to keep herself on the floor and to stay out of foul trouble. Nicky is an extremely smart player who needs to develop self-discipline to keep herself in the game."

"We are a different team with Nicky on the floor. She is a tremendous presence in the paint, and we will be looking to her as a 'go-to' player," said Summitt.

Blending in with the junior veterans are a pair of highly-touted junior college transfers in diminutive point guard Bobbitt (16.4 ppg, 7.5 apg at



Junior Alexis Hornbuckle is the top defender for the Lady Vols. In just two seasons she has 155 steals, including 91 last year.

Trinity Valley [Texas] Community College) and off-guard Auguste (23.6 ppg, 7.9 rpg at Central Florida Community College). While both were Women's Basketball Coaches Association (WBCA) Kodak All-Americans, the 5'2" Bobbitt was crowned as the 2006 WBCA Junior/Community College Player of the Year. Both players will provide instant relief to UT's depleted guard corps.

"Shannon brings a great deal of high energy to the court," said Summitt. "She has quickness at both ends of the floor and is great in the open court. She has a full bag of tricks...she shoots the three-ball, pulls up, penetrates and is always looking to score or dish to a teammate. Shannon is dialed into the attack mode," continued Summitt, "but what sets her apart is her great blend of creativity and unselfishness at the same time."

Whereas Bobbitt will be more of a vocal leader, the 5'11" Auguste should lead by example. Her impressive credentials include NJCAA second leading scorer (23.6 ppg) and third in steals (5.03). "Bird" will tell you, she likes to start her offense with her defense.

2006-07 WOMEN'S COLLEGIATE BASKETBALL PRESEASON POLLS

ATHLON	LINDY'S	STREET & SMITH'S
1. North Carolina	1. Maryland	1. Maryland
2. Maryland	2. North Carolina	2. North Carolina
3. Oklahoma	3. Stanford	3. Oklahoma
4. Stanford	4. Connecticut	4. Stanford
5. Ohio State	5. TENNESSEE	5. TENNESSEE
6. Duke	6. Oklahoma	6. Ohio State
7. TENNESSEE	7. Duke	7. Duke
8. Georgia	8. Georgia	8. Connecticut
9. Louisiana State	9. Rutgers	9. Texas A&M
10. Baylor	10. Ohio State	10. Georgia
11. Arizona State	11. Purdue	11. Vanderbilt
12. Vanderbilt	12. Louisiana State	12. Arizona State
13. Connecticut	13. Arizona State	13. Louisiana State
14. Kentucky	14. Vanderbilt	14. Rutgers
15. UCLA	15. Texas A&M	15. Kentucky
16. Purdue	16. Southern California	16. New Mexico
17. BYU	17. New Mexico	17. Texas Tech
18. Rutgers	18. Kentucky	18. Old Dominion
19. California	19. BYU	19. DePaul
20. Bowling Green	20. Michigan State	20. Virginia
21. DePaul	21. Bowling Green	21. George Washington
22. N.C. State	22. St. John's	22. Purdue
23. Louisiana Tech	23. Louisiana Tech	23. Iowa State
24. Texas A&M	24. Iowa	24. Pittsburgh
25. Western Kentucky	25. California	25. USC



2006-07 SEASON PREVIEW



Junior Nicky Anosike's 6'4" height and quick hands are a deadly combination for Tennessee opponents.

"Alberta is a long rangy guard who brings a lot of quickness to the floor at 5'11". She is an offensive slasher, has a solid mid-range game and can get to the rim," said Summitt. "She will add to our rebounding efforts and should complement Alexis and Shannon, bringing pressure defensively," said Summitt.

Auguste and Bobbitt become the first Lady Vol junior college signees since 1977 when 5-11 forward Zandra Montgomery transferred from Cleveland State (Tenn.) Community College and played for UT from 1977-79.

Juniors academically, but with sophomore eligibility, Candace Parker and Alex Fuller (2.1 ppg, 2.0 rpg) look to continue to build on the momentum they generated last season when they made their collegiate debut. Parker, a Kodak All-American as a rookie, returns as UT's leading scorer (17.3 ppg), rebounder (8.3 rpg) and shot blocker (2.4 bpg). As a freshman, she was called upon to play all five positions on the floor, which she handled with ease. She tallied double-figure scoring in 33 of 35 contests and registered extra-digit rebounding a dozen times. After a pair of stints with the USA National Team last spring (Australia) and this fall (World Championships in Brazil), the 6'4" Parker has added even more dimension to her game.

"This season, I see Candace impacting the way the game is played from both ends of the floor," said Summitt. "A proven go-to as a freshman, versatility in her game will be a key this season. We will be asking her to take on a bigger defensive load.

"Her experience with the national team improved her overall defensive play," said Summitt. "She is certainly capable of controlling the boards and changing her opponent's shot. We want her to be an anchor on the boards and accept a bigger role as a defensive standout.

"Candace has tremendous offensive skills and great court vision. Something exciting is going to happen when she has the ball on the offensive end."

Not only did Parker elevate her game in the off-season, fellow sophomore Fuller was praised for her work ethic over the summer. Fuller, slowed at the start of last season by a hip injury, never seemed to round into form. This year will be a different story for the smooth 6'3" forward.

"Alex appears to be one of our most improved players over the summer," said Summitt. "I truly believe that Alex could make a significant impact on our frontline scoring this season. She's been working in the gym on her range, and she's at the

best fitness and health level she's been at since early in her high school career.

"I'm excited about her dedication and the improvement in her all-around game. She will bring a great deal of versatility to us offensively."

Shoring up the line-up was a key for Summitt and the Lady Vols coming into this season. Added depth at key positions will ensure that the gas tank will not reach empty in 2007. Rookies for the Orange & White are 5'5" point guard McMahan from nearby Maryville, Tenn. (Heritage H.S.) and 6'2" forward Moats from Daleville, Va. (Lord Botetourt H.S.).

McMahan (22.9 ppg, 5.1 rpg and 6.1 assists) grew up going to Lady Vol basketball games and appears to be a point guard in the mold of former Lady Vol Tennesseans and point guard standouts Kellie Jolly, Jody Adams and Holly Warlick.

"Cait is a little sergeant," said Summitt. "She is advanced in her leadership skills as a freshman. She has a take-charge attitude and knows how to direct traffic. Combine that with her competitiveness and her tremendous work ethic, and you've got an outstanding young player.

"Cait is going to be a great vocal leader for us," said Summitt.

'Caity-Mac's' rookie running mate is Moats (15.4 ppg and 11.3 rpg), who is a solid frontliner. As a freshman, Moats will be tutored in the nuances of post play by veterans Anosike, Fuller and Parker. Nicci can play the three or the four for us," said Summitt. "She is a skill-player who can step out and shoot the three or post up and bang the boards. Her size and skill will definitely add to the depth of the frontline game."

The 07 blend promises to be long on mileage while providing great fuel efficiency. With the Lady Vols schedule in 2006-07, miles per gallon will be almost as important as points and rebounds per gallon. "To be the best, we schedule the best year-in and year-out," said Summitt.

"This schedule is very ambitious and challenging. It is the kind of line-up that will prepare us for anything the SEC state or postseason tournament will throw at us," indicated Summitt. "Obviously, this kind of schedule generates a lot of excitement for our players and fans. This team has to step up every night and accept the challenge of our opponents."

Tennessee will take on 11 teams (in 13 games) picked in the preseason Top 25 in 2006-07. The Lady Vols will face: #1/2 North Carolina (A, Dec. 3), #4/3 Stanford (H, Nov. 24), #6/7 Duke (H, Jan. 22), #8/8 Georgia (A, Jan. 14 and H, Feb. 5), #9/12 LSU (A, Feb. 19), #11/13 Arizona State (A, Nov. 19), #12/14 Vanderbilt (A, Jan. 25 and H, Feb. 25), #13/4 Connecticut (A, Jan. 6), #14/18 Kentucky (H, Feb. 11), #15/NR UCLA (H, Nov. 16) and #23/23 Louisiana Tech (A, Nov. 28).

Also included on the schedule are three other games against in-state foes Chattanooga, Middle Tennessee and Summitt's alma mater UT-Martín. Heading into the season, the television schedule features a record 21 regular season televised contests, including six nationwide dates on ESPN, ESPN2 or ESPNU, five national opportunities on FOX Sports Net and one on CBS. Additionally, CSS will pick-up seven dates, while local CBS affiliate WVLT jumps into the fray for the first time with two television games.

The increased regular season television opportunities are a sure indicator that everyone wants to see the Tennessee Lady Vol 07 super premium high octane perform. Even more excitement and anticipation have been created by Parker's resounding dunks in the 2006 NCAA Tournament. Parker was the first women's player to dunk in the NCAA Tournament and the first to throw it down twice in a game when she pulled off the double against Army on Mar. 19, 2006. Tennessee, having led the NCAA attendance parade in nine of the last 10 years, will certainly maintain that position with all of the excitement generated by Parker's quest to become the first female player to dunk on "The Summitt," in Thompson-Boling Arena.

This multi-talented Tennessee Lady Vol team is ready to be tested in the coming season. They are confident that they won't suffer vapor lock and have all of the key ingredients to make a clean burn of the 07 fuel. They are primed at the pump for the "FULLCOURT FILL-UP" and the hybrid fuel you never saw coming — the 07 octane — a fuel formulated by coach Summitt and company, could help them go the distance.

LADY VOLS BY HEIGHT

6'4"	NICKY ANOSIKE CANDACE PARKER
6'3"	ALEX FULLER SIDNEY SPENCER
6'2"	NICCI MOATS
6'1"	DOMINIQUE REDDING
5'11"	ALBERTA AUGUSTE ALEXIS HORNBUCKLE
5'6"	ELIZABETH CURRY
5'4"	CAIT McMAHAN
5'2"	SHANNON BOBBITT

2006-07 UNIVERSITY OF TENNESSEE LADY VOL DEPTH CHART

TENNESSEE LADY VOLS

TENNESSEE LADY VOLS

POINT GUARDS

Shannon Bobbitt
Cait McMahan

FORWARDS

Sidney Spencer
Dominique Redding



POSTS

Candace Parker
Nicky Anosike
Alex Fuller
Nicci Moats

TWO GUARDS

Alexis Hornbuckle
Alberta Auguste
Elizabeth Curry



2006-07 BASKETBALL STAFF



IN THIS SECTION

Head Coach Pat Head Summitt 16-21

Coaches Warlick, Caldwell and Lockwood 22-27

Basketball Support Staff and Operations 28-29

Basketball Managers 30



PAT SUMMITT



913W

AND

177L

IN HER 33RD
SEASON AT UT

The incomparable Pat Head Summitt, head coach of the University of Tennessee Lady Volunteer basketball team, starts her 33rd season at the helm of the nation's most successful program. A "hoopdom" built tirelessly, diligently and successfully by Summitt, her staff and the 138 student-athletes who have been fortunate enough to don the Orange & White jerseys of the Tennessee Lady Volunteers for over three decades.

Summitt, the all-time winningest coach in NCAA basketball history (men or women) with 913 victories, enters her latest campaign with an additional moniker, the million dollar coach. On May 22, 2006, UT President Dr. John Petersen and Women's Athletics Director Joan Cronan awarded Summitt a six-year contract extension. The new agreement elevates her annual total compensation package to \$1.125 million in 2006-07 and reaches \$1.5 million by the 2011-12 basketball season. It seems only fitting, with all of her firsts and achievements in the game, that Summitt become the first women's basketball coach to break through the million dollar ceiling.

A brief synopsis of Summitt's million-dollar resume goes like this: *A consummate taskmaster, she has kept her elite program in the winner's circle for over three decades, producing a mind-boggling record of 913-177 (.838). During her tenure, the Lady Vols have won six NCAA titles, as well as 25 Southeastern Conference tournament and regular season championships. Tennessee has made an unprecedented 25 consecutive appearances in the NCAA Sweet 16 and produced 12 Olympians, 19 Kodak All-Americans named to 31 teams, and 65 All-SEC performers. Along with the success on the court, Summitt's student-athletes have had tremendous productivity in the classroom. Coach Summitt has a 100 percent graduation rate for all Lady Vols who have completed their eligibility at Tennessee.*

In 2006-07, a new approach will be taken in organizing and chronicling the 6,172 words typically found in a Pat Head Summitt biographical sketch.

She'll Tell You – It's All About the Players

Through the years, Summitt has reached numerous goals and worn many hats at the University of Tennessee as a student, an educator and a coach. She'll be the first to tell you that her success is due to the players who have represented Lady Vol basketball since she came on board as the head coach as a 22-year old in 1974. And today, it is still safe to say that she is an educator and role model to her players, a student of the ever-changing game, and one of the most successful women's basketball coaches in the nation.

In so many ways, she is more than just a coach.

To her athletes, she is just "Pat" from the minute she meets them for the first time on a recruiting visit to the day they walk across the stage in Thompson-Boling Arena to receive their diploma from UT. To the University of Tennessee she is a goodwill ambassador, taking her teams to play basketball in more than 40 states and 11 foreign countries. And the resume she has created along with an outstanding cast of players and staff is amazing — Six NCAA titles, 25 Southeastern Conference tournament and regular season championships, 12 Olympians, 19 Kodak All-Americans named to 31 teams, 65 All-SEC performers, 45 international



LADY VOL HEAD BASKETBALL COACH

participants and 38 professional players representing the ABL, WNBA or overseas teams. Thirty-two seasons as a proven winner, champion, master motivator and role model. Who is Pat Head Summitt? She's an intense, demanding, focused, bright blue steely-eyed competitor who is also a very caring, family-oriented person who enjoys a great walk on the beach with the family dog or assembling a good 'ole southern home-cooked meal for her team.

Her players talk of the opportunities afforded them later in life with a degree in life lessons from Summitt and a diploma from Tennessee. And, of course, there is the incredible graduation rate of her players and the successes they have garnered in life long after their playing days were over at Tennessee. Every Lady Vol who has completed her eligibility at UT has received her degree or is in the process of completing her degree requirements. Summitt instills a pattern of success in her players and constantly challenges them to reach their potential as a student and an athlete.

Incredibly, every Lady Vol hoopster (since 1976) has played in at least one Final Four during her career at Tennessee. There have been three classes of players in Lady Vol history to go to the Final Four all four years of their UT tenure. First to do it was the class of Sheila Frost, Bridgette Gordon and Melissa McCray (1986, 1987, 1988 and 1989) – that trio won NCAA Championships in 1987 and 1989. The next player to do it was Laurie Milligan (1995, 1996, 1997 and 1998). Milligan was onboard for three consecutive titles, 1996-97-98. The latest group to do it was the class of Shyra Ely, Brittany Jackson and Loree Moore – they went in 2002, 2003, 2004 and 2005.

On Her Way to 1,000 Wins

Summitt may have 1,090 collegiate basketball games under her belt and 913 wins to show for it over three decades, but she never underestimates the potential of her Lady Vol student-athletes who start seasons as *believers* and by year's end, turn into *achievers*. Eighty-seven wins separate Summitt from 1,000 career victories. Given her pace of an average of 31.7 wins and only 4.4 losses per season for the past decade, Summitt could reach 1,000 wins in February of 2009.

The Progression of the Winningest Coach

It seemed only fitting that Summitt broke the most significant record in her coaching career in the NCAA Tournament. On March 22, 2005, in Knoxville, Tenn., she led her Lady Vols past Purdue, 75-54, in the Second Round of the NCAA Tournament. The victory was the 880th of her coaching career, moving her past the legendary Dean Smith of North Carolina (879 victories) as the all-time winningest coach in NCAA history.

Summitt earned her most recent 100 wins (800-900) in a span of just three years and four days. Her fastest 100-win total occurred between victories No. 500 and No. 600, which she achieved in only three years and two days. Her toughest set of 100 wins? Victories 200-300 took five years and 32 days to collect. The progression: 1-100 (3 years/32 days), 100-200 (3 years/324 days), 200-300 (5 years/32 days), 300-400 (3 years/21 days), 400-500 (3 years/300 days), 500-600 (3 years/2 days), 600-700 (3 years/12 days), 700-800 (3 years/39 days) and 800-900 (3 years/4 days). In a poll conducted on coaches' ages and victories, Summitt was found to be the youngest coach in the nation to reach 300 victories (34 years old), 400 victories (37 years old), 500 wins (41 years old), 600 victories (44 years old), 700 wins (47 years old), 800 victories (50 years old) and 900 wins (53 years old).

Lofty Plateaus

Sometimes it is truly mind-boggling to realize just what all she has accomplished during her illustrious career.

There are many achievements a coach can garner during her career. Some are lucky enough to hit milestone wins ... others are fortunate to grab their conference championship ... very few make it to the Big Dance ... a select few can be called national championship or Olympic coaches. For others it is developing their players to achieve All-Conference, All-America, or for the elite few, WNBA and Olympic status. Then there are the handful of coaching legends who are elected to the Basketball Halls of Fame.

During Summitt's 32-year career at UT, she has achieved each of these plateaus – some of them, more than once.

On her first try, she picked up her 900th collegiate coaching win on Jan. 19, 2006, with a come-from-behind victory over #19-ranked Vanderbilt, 80-68, in Nashville, Tenn. She also collected wins #100, 400, 700 and 800 on the first attempt. Three years earlier, almost to the day, she eclipsed the 800 career victory plateau midway through her 29th season with a 76-57 win over #25/24-ranked DePaul on Jan. 14, 2003, in Knoxville. In doing so, she became the first woman in all of NCAA Division I basketball to accomplish such a lofty goal, and she achieved 800 wins faster than any basketball coach, ever. Summitt recorded yet another career milestone on Jan. 22, 2004, when she coached in her 1,000th collegiate game and produced a 79-54 win over Vanderbilt at home.

Summitt stands alone on the 900-victory plateau among NCAA coaches*. In reaching such an elite level, she passed a handful of legendary coaches – Jody Conradt (882-293, .751; still active), Dean Smith (879-254, .776), Adolph Rupp (876-190, .822), Bob Knight (870-351, .713; still active), Don Meyer (841-287, .746; still active), Jim Phelan (830-524, .613), Clarence Gaines (828-447, .649), Jerry Johnson (821-447, .647) and Herb Magee (813-318, .717; still active). *(Gene Bess of NJCAA's Three Rivers Community College, Poplar Bluff, Mo., is still active with a 1001-259 record; Harry Statham of NAIA's McKendree College, Lebanon, Ill., is still active with a 915-356 record).

Two Basketball Courts Bear Her Name and a Gym, too

As a prepster, Summitt went to Cheatham County High School where she went by the name of "Trish" and was voted "Most Popular" and "Basketball Sweetheart." The gym that she played in as a CCHS Cubette now bears her name.

When Summitt brought her team to play at the University of Tennessee at Martin, on Nov. 23, 1997, her alma mater spent the weekend honoring the Lady Vol coach. UTM designated a street on campus, "Pat Head Summitt Avenue," and named the basketball court in the Skyhawk Arena, the Pat Head Summitt Court, for their former star player. Summitt's Lady Vol team christened the newly-named court with a 73-32 victory.

On March 22, 2005, in Knoxville, Tenn., Summitt led her Lady Vols past Purdue, 75-54, in the Second Round of the NCAA Tournament. The victory was the 880th of her coaching career, and it moved her past the legendary Dean Smith of North Carolina (879 victories) as the all-time winningest coach in NCAA history. To commemorate her incredible achievement, the University of Tennessee named its basketball court at the Thompson-Boling Arena, "The Summitt," in a surprise post-game ceremony following the Lady Vols' win over the Boilermakers.

She's Won Six – This season is the 20th Anniversary of Tennessee's First NCAA Basketball Title

Time flies when you're winning. It hardly seems possible that, this season, Tennessee will be celebrating the 20th anniversary of the Lady Vols first NCAA title in 1987. When Summitt and her Lady Vols (dubbed the "Corn-fed Chicks") arrived in Austin, Texas, for the 1987 Final Four, they were the decided underdogs to host Texas, Louisiana Tech and Long Beach State. In just 13 seasons, this marked Summitt's eighth trip to the Final Four and this time her Lady Vols were ready. After dispatching Long Beach State in the semis, the Lady Vols thumped Louisiana Tech, 67-44, in the title game.

"Well, the monkey's off my back," Summitt said at the time. "I do not think I could go without recognizing that it was a tremendous team effort ... has been for the last three weeks. This team has played as hard and as smart as I could ask any team to play."

In that first title game, the Lady Vols built a 33-24 halftime edge and never looked back. Seven minutes into the second half, UT had increased its lead to 14, 47-33, and the rest was history en route to the first NCAA title. A then-championship game record crowd of 9,823 watched rookie Tonya Edwards net 13 points and grab seven rebounds en route to most outstanding player honors. Two additional Lady Vols contributed 13 points – Bridgette Gordon and Sheila Frost. Gordon joined Edwards on the All-Championship Team, as she also led the Tennessee carom parade, pulling down a game-high 12 rebounds.

With one championship banner in the rafters at Thompson-Boling Arena, the Lady Vols were hungry for more. After failing to defend their title in 1988, the Lady Vols were back in the title game in 1989 as a battle of the SEC powerhouse ensued – Tennessee versus Auburn for all the marbles in Tacoma, Wash. Although they were up against a Lady Tiger team that had made its second straight national championship final, Tennessee took home its second NCAA championship in three years with a 76-60 win. Playing in her triumphant final game, All-America forward Bridgette Gordon treated the 9,758 spectators to a spectacular 27-point performance, tying a championship-game record. She also collected 11 boards on the way to most outstanding player honors. Sheila Frost joined Gordon on the All-Championship Team. Playing in her final game at Tennessee, Frost had six points and 12 boards. Also coming up huge for the Lady Vols in the final was rookie Dena Head with 19 points.

Vindication was finally Tennessee's in the 1991 NCAA women's final, as the Lady Vols downed a talented Virginia Cavalier club, 70-67, in the first NCAA Final Four overtime title game. Virginia had eliminated Tennessee before it could reach the 1990 Women's Final Four – which just happened to be held in Knoxville. But the Lady Vols took New Orleans by storm and claimed their third NCAA title in five years.

The first half was tight, with Tennessee holding a paper-thin 27-26 advantage at the intermission. But the Lady Vols opened up a small lead in the second half. Small lead; small comfort. Virginia's Dawn Staley, who was named the most outstanding player, led the UVA comeback to tie the game at 60 at the end of regulation. But the overtime belonged to Tennessee and Dena Head, who scored a championship record 28 points in the final. Wade Trophy winner, senior Daedra Charles added 19 points and 12 boards for Tennessee and joined Head on the All-Championship Team. With the victory, the Lady Volunteers kept their streak of odd-year championships going.

It would be five more years before UT hit title pay dirt again. In 1996, it seemed only fitting that the Lady Vols would win another NCAA crown in the "Queen City" of Charlotte, N.C. And it was equally fitting that the Lady Vols' fourth NCAA title would come over a fierce SEC rival in the Georgia Lady Bulldogs, 83-65.

After surviving an emotionally draining overtime win versus Connecticut in the semifinals, the skeptics wondered if UT would have enough emotional energy left for the title game. They did – and then some. Although Georgia led by two with 14:11 to go in the first half, it would be their only lead in the title contest. In the first three minutes of the second half, UT took off and never looked back. Abby Conklin's trey (her first of four) with 14:55 left gave UT a 16-point lead, 57-41. The celebrating started early as the Final Four MVP, Michelle Marciniak, and All-Tournament Team members Chamique Holdsclaw and Tiffani Johnson left the game to wildly cheering fans.



LADY VOL HEAD BASKETBALL COACH

PAT SUMMITT'S 32-YEAR COACHING RECORD AT TENNESSEE

YEAR	REGULAR SEASON	POST SEASON	OVERALL	HIGHEST FINISH
1974-75	11-6	5-2	16-8	State
1975-76	12-8	4-3	16-11	2nd State
1976-77	20-3	8-2	28-5	3rd Final Four
1977-78	22-2	5-2	27-4	1st AIAW Poll
1978-79	22-7	8-2	30-9	3rd Final Four
1979-80	25-3	8-2	33-5	2nd Final Four
1980-81	16-5	9-1	25-6	2nd Final Four
1981-82	17-8	5-2	22-10	3rd Final Four
1982-83	21-6	4-2	25-8	2nd NCAA Regional
1983-84	19-8	4-2	23-10	2nd Final Four
1984-85	18-9	4-1	22-10	3rd NCAA Regional
1985-86	21-8	3-2	24-10	3rd Final Four
1986-87	22-5	6-1	28-6	NCAA Champions
1987-88	25-2	6-1	31-3	3rd Final Four
1988-89	27-2	8-0	35-2	NCAA Champions
1989-90	23-4	4-2	27-6	2nd NCAA Regional
1990-91	23-4	7-1	30-5	NCAA Champions
1991-92	24-2	4-1	28-3	3rd NCAA Regional
1992-93	27-1	2-2	29-3	2nd NCAA Regional
1993-94	26-1	5-1	31-2	3rd NCAA Regional
1994-95	27-1	7-2	34-3	2nd NCAA Final Four
1995-96	23-4	9-0	32-4	NCAA Champions
1996-97	21-9	8-1	29-10	NCAA Champions
1997-98	30-0	9-0	39-0	NCAA Champions
1998-99	25-2	6-1	31-3	2nd NCAA Regional
1999-00	25-3	8-1	33-4	2nd NCAA Final Four
2000-01	28-1	3-2	31-3	3rd NCAA Regional
2001-02	24-3	5-2	29-5	3rd Final Four
2002-03	26-3	7-2	33-5	2nd Final Four
2003-04	25-2	6-2	31-4	2nd Final Four
2004-05	23-4	7-1	30-5	3rd Final Four
2005-06	25-4	6-1	31-5	2nd NCAA Regional
Totals	723-130 (.848)	190-47 (.802)	913-177 (.838)	
Collegiate Record			913-177 (.838)	
International Record			63-4 (.940)	
Overall Record			976-181 (.844)	

• THE SUMMITT FILE •

AS HEAD COACH:

Overall record of 913-177 in 32 years, all at Tennessee. International coaching record is 63-4 for a complete coaching record of 976-181.

BEFORE UTK:

Summitt was a student-athlete at the University of Tennessee at Martin.

PLAYING EXPERIENCE:

Played at Cheatham County H.S. (Ashland City, Tenn.), 1967-70, where she was a four-year starter and was named as a TSSAA All-District 20 Tournament selection in 1970; at UT-Martin, 1970-74, she led the Lady Pacers to a 64-29 record, two trips to the national championship tournament (1972 and 1973) and graduated as UTM's all-time leading scorer (1,045 points). She was the co-captain of the 1976 U.S. Olympic Team (silver medal), 1975 World Championship Team, 1975 U.S. National Team to Taiwan, 1975 Pan American Games Team (gold medal), and the 1973 U.S. World University Games Team (silver medal).

PERSONAL INFORMATION:

Patricia Sue Head Summitt, age 54, born June 14, 1952; graduated from Cheatham County High School, Ashland City, Tenn., 1970; received B.S. in physical education from UT-Martin, 1974; received M.S. in physical education from UT-Knoxville, 1975; has a son by the name of Ross Tyler Summitt, born Sept. 21, 1990; home is Knoxville, Tenn.



Tyler Summitt has joined his mother on top of eight ladders at SEC Tournament Championships, including in 2006, when the Lady Vols claimed their second straight conference tournament title.

A year later, the 1997 Lady Vol team had been through a trying campaign. An HBO documentary crew followed the team all year, filming *The Cinderella Season: The Lady Vols Fight Back* as Tennessee miraculously made it to the Final Four with a 27-10 record. Despite the rough season, Summitt never stopped believing in that group, and in the end, they came together and accomplished something more highly touted UT teams never did — they won back-to-back NCAA titles. No team had ever won the NCAA championship coming in with more than six losses. But proving that it's wise to save your best for last, Tennessee took its fifth NCAA championship and second straight title with a 68-59 win over Old Dominion.

"Of all our runs to a championship, this one is really the most unexpected," said Summitt. "It came from a team with tremendous heart and desire."

In the second half, Old Dominion clawed its way back, taking its first lead at 44-43 with 9:06 left in the game. The Lady Monarchs extended the lead to two, 49-47, before Chamique Holdsclaw led the Lady Vols on a 12-2 run to put the game away for Tennessee. Holdsclaw was a unanimous choice as the most outstanding player, as she poured in 24 points and seven rebounds. Joining Holdsclaw on the All-Championship Team was Kellie Jolly, who only scored five points, but set a championship record with 11 assists in the final game and a Final Four record with 20.

With the win, the Lady Vols earned their fifth national title, played in their seventh championship game and became only the second team to win consecutive championships. (Southern Cal, 1983 and 1984).

The 1998 Tennessee Lady Vols will be remembered as history-makers. A perfect 39-0 record and the most wins ever in women's collegiate basketball ... an NCAA unprecedented three consecutive titles ... and the systematic blowout night-after-night of the opposition. When the team finally reached the NCAA title game in Kansas City against a dear old rival in Louisiana Tech, Lady Techster coach Leon Barmore called the 1997-98 squad "the greatest team ever to play the game."

By the halftime break, Tennessee led 55-32 and had registered an NCAA record for the most points scored in a half at the Final Four. Leading the way for UT in game 39 were the Three Meeks — MVP Chamique Holdsclaw, Tamika Catchings and Semeka Randall — who collectively tallied 62 points and 25 rebounds in the Lady Vols' 93-75 victory.

Holdsclaw, who scored 25 points and grabbed 10 rebounds, won the top player honors in the final game. She was joined on the All-Tournament Team by Catchings, who recorded 27 points in her first title game, and an honorary "Meek", Kellie Jolly, who added a career-high 20 points. With the win, the Lady Vols earned their sixth national title, played in their eighth championship game and became the first team to win three consecutive NCAA titles.

With six NCAA title banners decorating Thompson-Boling Arena in Knoxville, it comes as no surprise that during the 2005-06 season, when the NCAA celebrated 25 years of NCAA Women's Championships that they would honor Summitt as the Coach of the NCAA Division I Basketball 25th Anniversary Team.

In the Company of Legends

In all of men and women's collegiate basketball history, Summitt trails only UCLA's legendary coach John Wooden for the most NCAA titles. Wooden grabbed 10 titles in 29 years; Summitt has picked up six in 32 complete seasons (including the NCAA's first back-to-back-to-back women's titles in 1996, 1997 and 1998) to pass Kentucky's legendary coach, Adolph Rupp. Additionally, Summitt passed Wooden's NCAA record for Final Four appearances with her 13th in 2002 and now has a total of 16.

In this elite company of the legends — of the top NCAA Champion titleholders — Summitt's teams have played in and recorded the most NCAA tournament victories, winning 92 of 111 NCAA contests. Wooden's Bruins played in 57 NCAA games, winning 47 times, while Bob Knight's Indiana Hoosiers played in 60 NCAA games, claiming 41 victories through the years. Rupp's Wildcats won 30 games while making 48 appearances in the "Big Dance." Summitt a living legend? You bet.



LADY VOL HEAD BASKETBALL COACH

She Loves to Dance in March and April

Summitt has led her teams to the Final Four of women's college basketball (both AIAW and NCAA) 20 times in the last 30 years. Nine of her last 12 teams have advanced to the Final Four, with the 1987, 1989, 1991, 1996, 1997 and 1998 teams winning the NCAA title. By winning back-to-back-to-back titles in 1996, 1997 and 1998, Tennessee became the first team ever to accomplish that feat in NCAA women's basketball championship history. In other national finishes at the Final Four, the Lady Vols have finished second seven times and third seven times at the Final Four.

The Perfect Season

In 1997-98, everything landed perfectly for Summitt. Consider the following: her 24th edition of a Lady Vol basketball team ran the table with a perfect 39-0 record; this group won an unprecedented third consecutive NCAA title; Summitt's businesslike philosophy of coaching was chronicled in a best-selling book, "Reach for the Summit" and was followed by "Raise the Roof"; Home Box Office (HBO) released a documentary about Summitt's fifth NCAA Championship team, "A Cinderella Season: The 1997 Lady Vols Fight Back"; and Summitt became the first female coach to grace the cover of *Sports Illustrated*.

When the smoke cleared after the 1997-98 season, there was absolutely no doubt that the best team was Tennessee. A 39-0 campaign, capped off with the program's sixth national title in 12 years, resulted in hoops analysts and fans everywhere proclaiming the 1997-98 Lady Vols as the best collegiate women's basketball team of all time.

Summitt's team didn't just win games; they dominated opponents, coasting by an average margin of 30.1 points per contest. In the Final Four, where only the nation's top tournament-tested teams advanced, Tennessee dispatched Arkansas (86-58) and Louisiana Tech (93-75) by an average of 23.0 points. The 39-0 mark, at that time, also gave UT the most wins and best record in the NCAA men's or women's basketball history. The Connecticut Huskies tied the Lady Vols record with their 39-0 finish in 2002.

After guiding the Big Orange to those feats and to SEC regular-season title number seven and SEC postseason tourney crown number eight, Summitt was the recipient of a bevy of honors. She was named SEC Coach of the Year for the third time in her career, *The Sporting News* Coach of the Year and the Naismith Coach of the Year. She was also chosen as the Associated Press Coach of the Year and the U.S. Basketball Writers Association Coach of the Year in addition to receiving the Wooden Award, as presented by the Utah Tip-off Club. Furthermore, she was honored as the IKON/WBCA Coach of the Year, the Frontier/State Farm Coach of the Year and the Columbus (OH) Touchdown Club Coach of the Year.

Best-Selling Books & the HBO Documentary

Coach Summitt has worn many hats during her career — both author and subject of books, including "Reach For The Summit," a motivational publication released in 1998 which made numerous best-seller lists. And "Raise the Roof," a book that recapped the undefeated 1998 season that was released in October of 1998. "Raise the Roof" was released in paperback in October 1999. Both are now available on audio tapes.

Inside the Numbers

One of the most incredible numbers posted by Summitt over 32 seasons is her record against ranked opponents. Over 47 percent of ALL games coached by Summitt have come against ranked opponents with the Lady Vols producing a 369-145 record and a 72 percent winning percentage. Imagine facing a ranked opponent in practically every other game in your career. Summitt has faced this

challenge for 32 years, night-in and night-out. Additionally, 95 percent of the time she has faced an unranked opponent, Summitt's teams have won 544 games and lost just 32 contests.

During her career, she has enjoyed 416 of her wins in the friendly confines of a home arena against just 41 losses for a 91 percent winning mark. She is closing in on her 300th away victory (298-78, .795) and her 200th neutral site win (199-58, .774).

A quick look at Summitt's season finishes tells the story: 20 trips to NCAA (16 of 25) and AIAW (4 of 5) Final Fours in the last 30 years; 30 consecutive seasons with 20 or more wins; 16 seasons of 30-plus wins and over the last 13 years alone, Summitt's teams have collected 11, 30-plus-win campaigns! The year-by-year success of the coach and her teams at Tennessee is evidenced by the numbers ... 723-130 (.848) during the regular season, 190-47 (.802) in the postseason, and 913-177 (.838) overall for 32 years. Her worksheets include 16-8, 16-11, 28-5, 27-4, 30-9, 33-5, 25-6, 22-10, 25-8, 23-10, 22-10, 24-10, 28-6, 31-3, 35-2, 27-6, 30-5, 28-3, 29-3, 31-2, 34-3, 32-4, 29-10, 39-0, 31-3, 33-4, 31-3, 29-5, 33-5, 31-4, 30-5 and 31-5 records for an average of 28.5 wins and 5.5 losses per season for her career.

Silver Anniversary Season

In 1998-99, Summitt celebrated her silver anniversary season at Tennessee. Her team finished its campaign with an outstanding 31-3 overall record but fell one game short of the Final Four. The 1999 season also marked the end of Chamique Holdsclaw's tenure with the Lady Vols. Under Summitt's guidance and coaching, Holdsclaw set near unmatched standards not only at Tennessee but in the game of women's basketball. And true to her word, Holdsclaw graduated in May 1999 (on time) before landing in the WNBA as the league's top draft pick.

Bringing Home the Gold

If her exploits of success in the collegiate ranks are not enough for 32 years of coaching, then consider her brilliant international coaching record. In 1977, Summitt was given the first U.S. Junior National Team to coach, and she led it to two gold medals in international play. What makes it so remarkable is that one year earlier Summitt was a player on the U.S. Olympic Team.

Her next international challenge was taking the U.S. National Team to the 1979 William R. Jones



Always teaching, Coach Summitt takes advantage of a break in the action to talk things over with Nicky Anosike.

BIG SUMMITT NUMBERS

(all in 32 seasons as head coach)

OVERALL: 913-177 (.838)
HOME: 416-41 (.910)
AWAY: 298-78 (.795)
NEUTRAL: 199-58 (.774)

SEC GAMES

OVERALL: 363-56 (.869) vs. all SEC
HOME: 162-12 (.940)
AWAY: 136-29 (.825)
NEUTRAL: 65-15 (.806)

NON-CONFERENCE GAMES

OVERALL: 550-121 (.819)

SEC CHAMPIONSHIPS

(13 out of 27)

1980, 1985, 1990, 1993, 1994, 1995, 1998, 1999, 2000, 2001, 2002, 2003, 2004

SEC TOURNAMENT TITLES

(12 out of 27)

1980, 1985, 1988, 1989, 1992, 1994, 1996, 1998, 1999, 2000, 2005, 2006

OVERALL: 54-15 (.782)
TITLES: 12 out of 27

VS. RANKED TEAMS

OVERALL: 369-145 (.718)
RANKED 1-10: 161-109 (.600)
RANKED 11-25: 208-36 (.850)

UNRANKED TEAMS

OVERALL: 544-32 (.947)

NCAA TOURNAMENT

OVERALL: 92-19 (.829)

25 FIRST/SECOND ROUNDS:

38-0

25 REGIONAL SEMIS:

21-4

21 REGIONAL FINALS:

16-5

16 NCAA FINAL FOURS:

17-10

NCAA TITLES:

6
 (1987, 1989, 1991, 1996, 1997, 1998)

SEC COACH OF THE YEAR

1993, 1995, 1998, 2001, 2003, 2004

NCAA COACH OF THE YEAR

1983, 1987, 1989, 1994, 1995, 1998, 2004

NAISMITH COACH OF THE CENTURY

2000

AMAZING NUMBERS

- Summitt has faced 155 opponents in 1,090 total games and teams from 34 conferences
- 47.1% of her 1,090 total games have been played versus ranked teams (514 total games against ranked opponents) with 369 victories versus ranked opponents
- 138 all-time Lady Vols have contributed to 913 wins
- 72% of those all-time players have gone on to be decorated as Olympians, All-Americans, USA National Team members, All-SEC performers, Academic All-Americans, Academic All-SEC, etc.



LADY VOL HEAD BASKETBALL COACH

NCAA TITLE LEGENDS




John Wooden
at UCLA
10 Titles



Pat Summitt
at TENNESSEE
6 Titles



Geno Auriemma
at CONNECTICUT
5 Titles



Adolph Rupp
at KENTUCKY
4 Titles



Bob Knight
at INDIANA
3 Titles



Mike Krzyzewski
at DUKE
3 Titles

Cup Games, the 1979 World Championships and the 1979 Pan American Games. Summitt and her team returned home with two gold medals and one silver medal.

When the Moscow Olympic Games rolled around in 1980, she was honored as the assistant coach to the late Sue Gunter. Although the United States boycotted the Games, the team still captured the pre-Olympic qualifying tournament title.

In August 1982, Summitt was named the 1984 U.S. Women's Olympic basketball coach, and the rush for the gold was on! She coached the 1983 World Championship team to a silver medal finish; but the silver was not indicative of the team's play.

The XXIII Olympiad in Los Angeles, Calif., found Summitt's U.S. squad tearing through the opposition by a bundle of points. When the gold medal was a reality, Summitt's team lifted her high and carried the "All-World" coach around the Los Angeles Forum for all to applaud.

Coaching Honors

It's no wonder that on Oct. 13, 2000, she was inducted into the Basketball Hall of Fame in Springfield, Mass., the first time she was eligible for the Hall's ballot. Summitt became just the fourth women's basketball coach to earn Hall of Fame honors when she was inducted with the Class of 2000, which included former NBA greats Isiah Thomas and Bob McAdoo, legendary high school coach Morgan Wootten and contributors C.M. Newton and Danny Biasone. A little more than a year earlier, Summitt was inducted into the Women's Basketball Hall of Fame in the 1999 inaugural class.

Summitt's achievements are unparalleled in the collegiate coaching ranks. In addition to her inductions into the Halls of Fame, she was named as the Naismith Coach of the Century in April 2000. She was doubly honored when former Lady Vol Chamique Holdsclaw was selected as the Naismith Player of the Century. Prior to those announcements, ESPN selected her program as the "Team of the Decade" (1990s), tying with the Florida State Seminole football machine. In between, two former Lady Vols brought home Olympic gold from the 27th Olympic Games in Sydney as Nikki McCray grabbed her second gold medal (also in 1996) and Chamique Holdsclaw, although injured, registered her first Olympic gold. In 1990, Summitt received the most prestigious award given by the Basketball Hall of Fame, the John Bunn Award. Summitt was the first female to receive the award in the Hall's history.

In October 1990, Summitt was enshrined in the Women's Sports Foundation Hall of Fame at a gala event in New York City. In the springs of 1994, 1997 and 1998, Summitt was named the Coach of the Year by the Touchdown Club of Columbus, Ohio, and also was a recipient at the 28th, 32nd and 34th Victor Awards (benefiting the City of Hope) as the Women's Basketball Coach of the Year in 1994, 1998 and 2000.

In April 1996, she was inducted into the National Association for Sport and Physical Education's Hall of Fame. She was a June 1997 recipient of the Casey Award, which is annually presented by the Kansas City Sports Commission, and a September recipient of the 1997 Governor Ned McWherter Award of Excellence.

Summitt, who was named the 1987, 1989, 1994, 1998 and 2004 Naismith College Coach of the Year, the WBCA/Converse Coach of the Year in 1983 and 1995 and the IKON/WBCA Coach of the Year in 1998, has coached many teams to national and world championships. However, she called the 1987 title her most special victory because of the time and commitment both she and the University of Tennessee had given to each other.

Earning Southeastern Conference Coach of the Year honors has almost been tougher to acquire than the national accolades. In 26 years of SEC play,

INCREDIBLE!! 913 WINS SUMMITT'S MILESTONE WINS

#1 January 10, 1975 – In Knoxville, Tenn., Pat Head, the 22-year old University of Tennessee Lady Vol head coach, records her first collegiate win over Middle Tennessee State, 69-32, in UT's Alumni Gym. Fifty-three spectators were on hand.

#100 January 13, 1979 – Coach Head hits the century mark in the Lady Vols' third-ever win over the North Carolina St. Wolfpack, 79-66, at Reynolds Coliseum. To record her first 100 wins, it took Head's Lady Vols three years and 362 days to hit the century mark.

#200 December 3, 1982 – The Lady Vols deliver win number 200 to Coach Head at Detroit's Coca-Cola Classic. UT turns away a stubborn St. John's squad, 69-56, for the victory. Wins 100-200 took three years and 324 days to accomplish.

#300 January 4, 1987 – It was hard to believe that five years (and 32 days) would elapse before Coach Pat Head Summitt would claim 100 more wins. Victory 300 came over North Carolina, 87-68, in front of the home folks. Nineteen wins after number 300 over UNC, Summitt's Lady Vols claimed UT's first NCAA title.

#400 January 25, 1990 – Tennessee barely squeaked out win number 400 in Columbia, S.C., defeating the Lady Gamecocks, 70-69. Wins 300-400 came quickly (three years and 21 days) and were wrapped around NCAA Championships in 1987 and 1989.

#500 November 21, 1993 – Pat Summitt's 500th victory came against a former assistant coach who had helped UT's mentor to 180 wins from 1978-85 – Nancy Darsch. Ohio State was no match for UT in the Inaugural State Farm Hall of Fame game, 80-45, in Jackson, Tenn. Victories 400-500 were accomplished in three years and 300 days

#600 November 23, 1996 – Four victories into the 1996-97 season, Summitt's defending NCAA Champs defeated Marquette, 83-68, in the Howard Bank Classic in Burlington, Vermont. The governor of the state of Vermont, Howard Dean, was on hand to surprise the coach with a cake commemorating her 600th win. Summitt's teams from 1993-96 fast-tracked the coach with the quickest 100 wins in her career, three years and two days. She was the fastest women's coach to reach 600 wins – just 734 games.

#700 December 5, 1999 – Pat Summitt reached the magical 700-win plateau at the University of Wisconsin with an 85-62 conquest of the Badgers. She joined Texas' Jody Conradt as the only women to notch the milestone. Her ascent to 700 wins was also the fastest in women's collegiate basketball. This set of 100 wins was knocked out in three years and 12 days along with three more NCAA titles.

#800 January 14, 2003 – An anxious throng at Thompson-Boling Arena anticipated win #800 as the Lady Vols jump out quickly against #25/24 ranked DePaul en route to a 76-57 victory. As the last seconds ticked down, the crowd chanted, "800, 800, 800!" The post game activities featured a giant "8-0-0" cake, balloons, flowers, fireworks and the presentation of the game ball. The latest set of 100 wins took three years and 38 days.

#880 March 22, 2005 – An electric atmosphere welcomed Tennessee and Purdue to the court for the NCAA Second Round game in Knoxville, Tenn. At stake was a win to advance in the tournament and a victory that would put coach Pat Summitt number one on the list of NCAA all-time winningest basketball coaches. With a 75-54 triumph over the Boilermakers, Summitt etched her name in the history books with her 880th victory. To commemorate her achievement, the University of Tennessee named its basketball court, "The Summitt," in a surprise ceremony.

#900 January 19, 2006 – If you had to be away from your home arena for such a monumental milestone win, it was fortunate for Coach Pat Summitt and the Tennessee Lady Vols that the majority of the 13,127 fans in attendance at Memorial Gym in Nashville, Tenn., were bedecked in Orange and White for #900. Number one-ranked Tennessee remained perfect on the year at 18-0 as they knocked off #19-ranked Vanderbilt, 80-68, in a dramatic come-from-behind victory on Jan. 19, 2006. It was "W" number 900 for Summitt – a magical and uncharted victory plateau. It was the second quickest 100 wins in her career, just three years and four days. For this win, Hazel Head, Summitt's mother, sat on the Tennessee bench during the game.



LADY VOL HEAD BASKETBALL COACH

Summitt's teams have produced a 363-56 (.869) record and captured a combined 25 SEC titles (13 SEC Championships and 12 SEC Tournament Championships). Despite her success, she has only been named SEC Coach of the Year six times – 1993, 1995, 1998, 2001, 2003 and 2004.

Notable Awards & Community Involvement

A celebrated figure in women's athletics, Summitt is busy off the court as well. In December 2003, she was appointed to the Board of the Smithsonian National Museum of American History / Behring Center. In May 2003, she was honored at GALA XVI as a Woman of Distinction at the biennial event. In February 1997, she was honored at a White House luncheon given by former First Lady Hillary Clinton recognizing the "25 Most Influential Working Mothers" as selected by *Working Mother* magazine. In 1996, she co-chaired the United Way Campaign in Knoxville. She gave hundreds of speeches and logged incredible amounts of time visiting the various United Way agencies while recruiting, running camps and continuing to direct the most successful program in the nation. Away from the game she has been involved in a number of community activities. Most recently she became the spokesperson for Verizon Wireless' HopeLine program. HopeLine collects used wireless phones to be recycled or sold and donates the proceeds to nonprofit domestic violence advocacy organizations or uses the proceeds to purchase handsets for victims. At no cost to the recipients, the phones are pre-programmed with numbers such as 9-1-1.

Additionally, she is an active spokesperson for the United Way, The Race for the Cure and Juvenile Diabetes. She has been a member of Big Brothers/Big Sisters and was the honorary chair for the Tennessee Easter Seal Society in 1985, 1987, 1988 and 1989. She is still active as an alumna with the Chi Omega sorority. In 1994, she served as the Tennessee chair of the American Heart Association. In January 1996, she was named "Distinguished Citizen of the Year" by the Great Smoky Mountain Council of the Boy Scouts of America. The Lupus Foundation also bestowed an award on Summitt in the winter of 1996. In May 1997, Proffitt's and the Tennessee Lung Association presented her the "Tennessee Woman of Distinction Award".

She has been honored as one of the WISE 1999 Women of the Year, the 1999 ARETE Award for Courage in Sports, as one of *Glamour* magazine's "1998 Women of the Year," and the City of Knoxville's "1998 Woman of the Year." At the February 1999 and 2000 ESPY Awards, she was nominated for Coach of the Year (won by Joe Torre of the N.Y. Yankees) and Team of the Year (won also by the Bronx Bombers). At the 2000 ESPYs, her Lady Vols were chosen as "Team of the Decade", tying for the honor with the Florida State football team.

Additionally, she holds or has held the following positions: current associate athletics director at the University of Tennessee; a past vice-president of USA BASKETBALL; past Olympic representative on the Advisory Committee to USA BASKETBALL; a member of the Board of Trustees of the Basketball Hall of Fame; and a member of the Board of Directors for the Women's Basketball Hall of Fame, commencement speaker, color commentator for network television, clinician and contributor to a film series.

Any one of these accomplishments would be considered a lifetime achievement for any coach. However, for Summitt, it is more typical of how life has become. Because these days, Summitt's name has become fused in the same sentence as coaching great John Wooden, or joined to the accomplishments of some of the sports' greatest dynasties, the Chicago Bulls and the New York Yankees.

To the CEO of a corporation whose morale needs a lift, she is the perfect motivational speaker – in the past few years she has traveled extensively making motivational speeches to everyone from the Central Intelligence Agency to Victoria's Secret to Federal Express to the Federal Reserve Board.

In the summer of 2002, she added WNBA consultant to her vitae as she assisted the Washington Mystics with player personnel and the draft. Not surprisingly, the Mystics earned their first-ever WNBA playoff berth in the summer of 2003 and repeated again in 2004. Summitt stepped aside of her consulting efforts in 2005.

Family and Lifelong Friends Call Her "Trish"; at Tennessee, She Became "Pat": How Pat Came to Knoxville

Success and accomplishment have always followed Pat Summitt. The folks at the University of Tennessee-Martin thought she was better than pretty good when she enrolled at the west Tennessee university to play basketball and volleyball.

By the time Summitt graduated from UT-Martin in 1974, she symbolized the prototype player of the decades to come. She was strong ... had great instincts ... was awesome on defense ... took a charge like a greedy housewife ... denied the ball all over the court ... rebounded with authority ... took the ball to the hoop ... and then could knock the lights out over a zone defense.



Summitt received one of the greatest honors of her coaching career when she was selected as the coach of the NCAA 25th Anniversary Team in 2006. Also named to the team were (l-r) Cheryl Miller, Diana Taurasi, Sheryl Swoopes, Pat Summitt and Bridgette Gordon (not pictured: Chamique Holdsclaw).

In 1973, she made her first U.S. national team when she represented the United States at the World University Games in the Soviet Union. She returned to UT-Martin for her senior season with loftier goals, such as making the 1976 Olympic team. However, four games into her final season as a Lady Pacer, she suffered a near career-ending knee injury.

She was determined to get the knee back into shape and try out for the Olympic Games, but not many people gave her a chance. The University of Tennessee in Knoxville, though, showed its confidence in her abilities as a coach when the school offered her a graduate teaching assistantship and the reins to the women's intercollegiate basketball team as a 22-year-old. The position suited her needs to a "T" – she could pursue her career and stay close to basketball as she rehabilitated her knee.

The late Helen B. Watson, the former chairperson of UT's Physical Education Department, can be credited for bringing a young Pat Head to Knoxville. Watson asked Head to coach the Tennessee women's team in a letter dated April 30, 1974, when Head was a 21-year old senior at UT-Martin. In her letter, Watson wrote, "we have an excellent potential team, and I believe that they would be happy to have you as their coach."

At the time, Head was being courted as the assistant coach who would also serve as a graduate teaching assistant in the Physical Education Department at UT while she pursued her master's degree. An enthusiastic Head accepted the position. Imagine her shock two weeks later when Watson called back and informed Head that the women's basketball coach, Margaret Hutson, had decided to take a sabbatical and Tennessee was offering her the job as head coach. Head, who had never run a practice or made out a practice plan or schedule, said she really contemplated her decision because as she put it, "I was absolutely overwhelmed and scared to death."

Patricia Sue Head arrived in Knoxville as the new head coach and was practically the same age as the seniors on her team. A little shy at the time, she never corrected Dr. Helen B. Watson or Dr. Nancy Lay, her mentors in the UT Physical Education Department, when they shortened Patricia to Pat, assuming that's the name she went by. Head never mentioned to them that she had gone by Tricia or Trish her whole life.

In her first year as a collegiate coach, she led her team to a 16-8 overall record, attended classes as a master's degree candidate, taught physical education classes and stayed in playing shape. As the summer of 1975 approached, she thought the knee was ready for a big test. The knee held and so did Summitt – held, that is, a spot on the U.S. Women's World Championship team and the 1975 Pan American Games team.

After another summer of international experience, she returned home to coach her Lady Vols to a 16-11 record, a second-place finish in the state tournament and a spot for herself on the 1976 U.S. Olympic Team. Playing on the Olympic Team in Montreal at the Games of the XXI Olympiad was the high point of her competitive playing career, as she helped lead the United States to a silver medal finish while serving as the team's co-captain.

Little did she know at the time but those first two Lady Vol teams – with just 16 wins each – would be the only ones not to record at least 20 wins in a season during her tenure as head coach.

Most of All, She's Tyler's Mom; the Late-Richard and Hazel's Daughter and Sister to Tommy, Charles, Kenneth and Linda

"My parents taught me a long time ago that you win in life with people," Summitt said. "And that's important, because if you hang with winners, you stand a great chance of being a winner."

Patricia Sue Head Summitt was born on June 14, 1952, in Henrietta, Tenn., the daughter of Richard and Hazel Albright Head. She was the fourth of five children – Tommy, Charles, Kenneth and Linda – and the first girl. Growing up on the family farm, her late father (he passed away on Oct. 23, 2005) was a no-nonsense disciplinarian. Hard work was the norm from sunrise to sundown and all five children had a variety of chores assigned to them daily. As a youngster, her time was consumed with school work, farm chores, and playing basketball in the hayloft with her brothers. She could chop tobacco, plow a field and bale hay with the best of them. Hard work was the backbone of the Head family success but being a good student was just as important – "Trish" never missed a day of school from kindergarten through high school.

Becoming a mother in 1990, her story of going into labor on a recruiting trip to Michelle Marciniak's home is legendary. With her water broken, she still completed the recruiting visit in Macungie, Pa., and then flew home to Knoxville, urging the pilots not to stop so her son would be born in Tennessee. Along with her 16-year old son, Ross "Tyler" Summitt, and yellow Labrador retriever, Sally-Sue, they enjoy living in the family compound along the banks of the Tennessee River. Despite her busy schedule, Summitt drives carpool and catches as many of Tyler's high school basketball games as possible. She spends her get-away time at the beach or relaxing by the pool. She also enjoys cooking, golf, running, water and snow skiing, and boating.





HOLLY WARLICK

• 22ND SEASON AT TENNESSEE •

The 2005-06 season marked the start of Holly Warlick's third decade as a top basketball assistant at the University of Tennessee, working with fellow Women's Basketball Hall of Famer, UT Head Coach Pat Summitt. As Summitt has become the all-time winningest coach in men's or women's collegiate hoops, Warlick has been alongside her, either as a player or an assistant, for 764 of the 913 wins collected by her mentor.

Warlick, the senior-most member of Summitt's staff, capably slid into the role as the top assistant in 2003-04 following the departure of longtime Associate Head Coach Mickie DeMoss to take over the head coaching duties at the University of Kentucky.

Not only was Warlick instrumental in assisting in the development of UT's young backcourt, but along with fellow assistant and recruiting coordinator Nikki Caldwell, she helped to sign six high school All-Americans – three of which were considered to be the 2004 High School Player of the Year.

Somehow it doesn't seem that long ago that the charismatic Warlick was flying up and down the court as a Lady Vol All-America point guard.

For over two decades, Warlick has been considered as the finest point guard to ever play for the University of Tennessee Lady Vols. A number of Halls of Fame agree, as she has been enshrined in five of them. Most recently, on Feb. 27, 2004, she was inducted into the Tennessee Sports Hall of Fame. In October 2002, she became a member of the University of Tennessee Lady Vol Hall of Fame in the second class of inductees.

In June 2001, the Women's Basketball Hall of Fame selected Warlick as one of 10 inductees enshrined into the Hall for the Class of 2001. For the hometown girl, who grew up in Rocky Hill, just up the road from the Women's Basketball Hall of Fame, it was a dream-come true. In January 1994, Warlick was selected to the CONVERSE/Lady Vol Team of the Decade for the 1980s. In the summer of 1994, Warlick was honored as one of the City of Knoxville's finest all-time athletes with her inclusion into the Knoxville Sports Hall of Fame.

Including this season, Warlick has spent 25 years with the program, having helped shape UT into a national powerhouse with tenure as both a player and a coach. Warlick's expertise and major contributions to the team come from her work with the guards. Additionally, she has been a highly-successful recruiter for the backcourt, attracting some of the nation's finest players to UT to continue the excellence she helped establish as a player. Warlick's tutelage helped to strengthen the game of Kara Lawson, a KODAK All-American and a four-time Lady Vol All-SEC performer and Shanna Zolman, a three-time All-SEC selection. The duo accounts for the school records for most of UT's three-point marks.

In 1998, the NCAA Division I women's basketball coaches recog-



• THE WARLICK FILE •

SCHOOL	YEARS	OVERALL RECORD
at Tennessee <i>(as a player)</i>	1976-77	28-5
	1977-78	27-4
	1978-79	30-9
	1979-80	33-5
at Virginia Tech <i>(assistant)</i>	1981-82	16-12
	1982-83	13-12
at Nebraska <i>(assistant)</i>	1983-84	16-12
	1984-85	10-18
at Tennessee <i>(assistant)</i>	1985-86	24-10
	1986-87	28-6
	1987-88	31-3
	1988-89	35-2
	1989-90	27-6
	1990-91	30-5
	1991-92	28-3
	1992-93	29-3
	1993-94	31-2
	1994-95	34-3
	1995-96	32-4
	1996-97	29-10
	1997-98	39-0
	1998-99	31-3
	1999-00	33-4
	2000-01	31-3
	2001-02	29-5
2002-03	33-5	
2003-04	31-4	
2004-05	30-5	
2005-06	31-5	
TOTALS	29 years	819-168 (.830)

Overall record as an assistant coach: 701-145
Overall record as a player: 118-23



LADY VOL ASSOCIATE HEAD COACH

nized Warlick as one of the nation's top assistants as she was ranked in *The Women's Basketball Journal* poll as was former fellow staffer Mickie DeMoss who won the award.

Warlick's association with the Lady Vols started in 1976 when she joined the program as a scholarship 400-meter track athlete who walked on to the basketball team. Soon, she would become the most prolific player in the history of Tennessee Lady Vol basketball. Warlick was the first player in the history of Tennessee athletics (men or women) to have her jersey retired (number 22) at the end of her career in 1980.

Known as a play-making wiz during her four years as UT's point guard, Warlick was once tabbed the "best player in the South." She has had no trouble adjusting her enthusiasm and knowledge of the game into the coaching role. As a rookie, Warlick helped lead the Lady Vols to their first Final Four appearance in school history in 1977. In 17 of the 24 years Warlick has been affiliated with UT, she has found herself at the Final Four as a player (1977, 1979, 1980) and as a coach (1986, 1987, 1988, 1989, 1991, 1995, 1996, 1997, 1998, 2000, 2002, 2003, 2004 and 2005). Her best Final Four showing as a player was national championship runner-up in her senior season. As a coach, she has helped the Lady Vols grab the brass ring all six times (1987, 1989, 1991, 1996, 1997, 1998).

A three-time All-American while playing for Summitt from 1976-80, Warlick previously held UT records for most assists in a game (14), most steals in a game (nine), most assists in a season (225) and most games in a career (142).

Warlick brings vast international experience to the Lady Vols as well. A member of the 1980 U.S. Olympic basketball team, Warlick also participated in the Jones Cup, Pan American Games and World Championship competition. In addition, she was a WPBL All-Star as she led the Nebraska Wranglers to the championship of the Women's Professional Basketball League in 1981. She has served as a player representative on the USA BASKETBALL council and was a member of the USOC Advisory Council for Basketball. In recognition of being a former Olympian, Warlick earned the distinct honor of running the Olympic torch through Knoxville as it made its way to the 1996 Olympic Games in Atlanta, Ga.

Tennessee is not Warlick's first stop on the coaching circuit. She was an assistant coach at Virginia Tech from 1981-83 and an assistant from 1983-85 at Nebraska.

A native of Knoxville, Warlick earned her B.S. in marketing from Tennessee in 1981 and her master's degree in athletic administration from Virginia Tech in 1983. Warlick added "biker" to her vitae in 2001. To commemorate her induction into the Women's Basketball Hall of Fame, a number of Warlick's friends got together and presented her with a Harley-Davidson "Sportster" motorcycle.

She is single and makes her home in rural west Knoxville with a Dalmatian named Jackson and mother-daughter Black Labs named Dixie and Chesney (her dogs are named after singers or bands). Chesney, almost three years old, was one of a litter of 11 puppies born in the Warlick household in January 2003.



WARLICK

Questions & Answers

What does the Tennessee Tradition mean to you?

"Tennessee Tradition is an ensemble of players and coaches that have established a winning way of thinking, practicing, and competing. We always want to represent the best in whatever we do. It's about beliefs passed down from one player to another."

What is the most rewarding part of your job?

"The most rewarding part of my job is the opportunity to watch each player grow up and mature throughout her career, both on and off the court. It's about building lasting friendships with both players and parents."

How does the fan loyalty and support at UT differ from anywhere in the country?

"Our fan support throughout the years has been insane. From the very young to the elderly, they have followed us from around the world. They are very loyal to our team, our color (ORANGE) and love 'Rocky Top'."





NIKKI CALDWELL

• FIFTH SEASON AT TENNESSEE •

In four short seasons, Nikki Caldwell quickly showed why Lady Vol Head Basketball Coach Pat Summitt wanted her back at Tennessee as an assistant coach.

When Summitt found an opening on her staff in the spring of 2002, there was little doubt who she would approach to fill the position. Caldwell, a former Lady Vol guard from 1990-94 and a UT graduate assistant in 1998-99, had quickly earned an outstanding reputation as an assistant coach to Debbie Ryan at the University of Virginia from 1999-2002. Caldwell was lauded as an excellent floor coach and a rising star among college recruiters.

After a solid first year back with the Lady Vols, Caldwell was named as the lady vol basketball recruiting director in the spring of 2003 following the departure of Associate Head Coach Mickie DeMoss to Kentucky as the new head coach.

To those who know her ability as a recruiter, it came as no surprise. In the fall of 2003, Caldwell, along with Summitt and fellow assistant Holly Warlick, recruited and signed perhaps the most prolific freshman class in women's basketball history. UT welcomed six 2004 high school All-Americans, including three 2004 Players of the Year, to the Lady Vol roster for the 2004-05 season.

As a former Lady Vol player, Caldwell understands both the system and the expectations of the Tennessee program. That combination has proven to be a valuable asset to the Lady Vols' team and coaching staff. Furthermore, as a former high school recruit of Warlick, Caldwell has an even greater insight into the Tennessee recruiting process.

Excited about returning home to East Tennessee, Caldwell commented at the time: "I am very excited about re-joining the Tennessee family. The tradition and standard of excellence at UT is what originally drew me here as a player and now as a coach. This is a special time for the sport of women's basketball, and I am grateful to have the opportunity to be a part of this program."

A standout guard during her time as a member of the Orange and White, Caldwell was known for her tough defense and three-point shooting ability. The Oak Ridge, Tenn., native tortured opposing defenses to the tune of 128 career three-point field goals made, which currently stands fifth all-time in Tennessee history, despite missing games during her sophomore and junior years with injuries. Caldwell also ranks ninth in three-pointers made in a single season with 51 and is fourth in career three-point attempts with 367.

As a rookie, Caldwell popped in a career-high 20 points in her very first game as a Lady Vol against Stanford. She was named to the Southeastern Conference's All-Freshman Team and was a key member of Tennessee's 1991 NCAA championship team. In the 1991 NCAA title game, Caldwell's defense was a key in UT's 70-67 over-



• THE CALDWELL FILE •

SCHOOL	YEARS	OVERALL RECORD
at Tennessee <i>(as a player)</i>	1990-91	30-5
	NCAA Champions	
	1991-92	28-3
	1992-93	29-3
	1993-94	31-2
at Tennessee <i>(graduate assistant)</i>	1998-99	31-3
at Virginia <i>(assistant)</i>	1999-00	25-9
	2000-01	18-14
	2001-02	17-13
at Tennessee <i>(assistant)</i>	2002-03	33-5
	2003-04	31-4
	2004-05	30-5
	2005-06	31-5
TOTALS	12 years	334-71 (.825)

Overall record as an assistant coach: 216-58

Overall record as a player: 118-13



LADY VOL ASSISTANT COACH

time victory over the Virginia Cavaliers. A tough player, Caldwell underwent heart surgery to correct a supraventricular tachycardia in late January 1993 and was cleared to play against Vanderbilt a few days later. In that game, Caldwell played 16 minutes and hit two key treys to help seal the win.

A natural leader, she received the Gloria Ray Leadership Award in both her junior and senior seasons. After graduating from UT with a bachelor's degree in public relations, she moved behind the microphone as a color analyst along with play-by-play great Bob Kesling for the Lady Vol Basketball games aired by FOX Sports Net South. A broadcast natural, Caldwell was snagged by the SEC and FOX as color analyst for the SEC's Game of the Week from 1995-97. Her exposure there opened the door for her to become the hostess of the sports segments for the Knoxville-based cable network show, *Shop at Home* (1997-98).

After her stints as a color analyst and at *Shop at Home*, Caldwell realized her love was coaching and returned to the Lady Vols in 1998 as a member of Summitt's coaching staff to serve as the graduate assistant for administration. During the 1998-99 season, which saw Tennessee post a 31-3 mark and nab the SEC regular-season and tournament titles, Caldwell was responsible for assisting the coaching staff in all aspects of basketball operations. In that short time, she became a highly-sought after assistant coach.

Ironically, Caldwell considered two jobs at schools where she had enjoyed some of her greatest success as a player, Stanford and Virginia.

As an assistant at Virginia, she served as a member of Debbie Ryan's staff in the role of assistant coach, where she was responsible for recruiting, scouting, film exchange, player development, monitoring academic progress and camps. While there, Caldwell helped to develop standout ACC players Telisha Quarles at guard and forward Brandi Teamer, the 2002 ACC Rookie of the Year.

A native of nearby Oak Ridge, Tenn., Caldwell earned her B.S. in public relations from Tennessee in 1994 and has completed a number of hours toward her master's degree in sport administration. A fan of the NFL, she followed the career of her uncle, Mike Caldwell (#59) who was previously an outside linebacker with the Carolina Panthers. Caldwell is an avid golfer and a movie buff.

She is single and makes her home in Knoxville with a pair of "furkids" — buff-colored cocker spaniels, Prince (14) and Princess (13).

CALDWELL

Questions & Answers

What does the Tennessee Tradition mean to you?

"It means that there has been a standard of excellence in place for a long period of time that one feels honored to be a part of. You also think about the enormous fan support that is generated, not only at the University, but also when we travel on a national scale."

What is the most rewarding part of your job?

"I love to be able to come in every day and influence the student-athletes that we coach and work with in a positive way. I love teaching not only the game, but also the lessons of life."

How does the fan loyalty and support at UT differ from anywhere else in the country?

"It differs in the numbers. Statistically speaking, we have led the country in attendance the past several years and you can't argue with those numbers. When we travel, the number of fans that come out and support us is staggering. When Tennessee plays at your arena, your attendance increases, not only with Lady Vol fans, but with fans of your own. It's amazing to me the number of people who come out to watch us play, even if they are not Tennessee fans."





DEAN LOCKWOOD

- THIRD SEASON WITH THE LADY VOLS •
- EIGHTH SEASON AT TENNESSEE •

Dean Lockwood became just the ninth assistant coach ever to serve under Head Basketball Coach Pat Summitt at the University of Tennessee when he was named to the staff on July 2, 2004.

Lockwood is instrumental in all aspects of the Lady Vol basketball program, but his primary responsibilities include player development, recruiting and scouting. The 2004-05 season was his first in Knoxville since serving as an assistant coach with the Tennessee men's program from 1986-91.

Lockwood held the position of men's head coach at Saginaw Valley State University (Michigan) from 1998-2004. The Bay City, Mich., native returned to the Great Lakes Intercollegiate Athletic Conference after serving a year as assistant coach at Central Michigan University.

Prior to his CMU stint, Lockwood held the men's head coaching position at Northwood University (Michigan) from 1991-97. While there, he led the team to its first back-to-back winning seasons in 15 years. After posting an 18-9 record and a second-place finish in the Great Lakes Intercollegiate Athletic Conference North Division during the 1996-97 campaign, Lockwood was honored as the GLIAC Coach of the Year. In 1991-92, Lockwood directed the Northwood program in its transition from NAIA to NCAA Division II.

Additionally, in his capacity as a head coach at two different small-budget GLIAC programs from 1991-2004, he not only was successful in guiding both institutions into postseason play (one of only a handful of coaches to guide two schools in the GLIAC to post-season play), but he maintained a graduation rate of 80% during his tenure at both Saginaw Valley State and Northwood University.

From 1986-1991, Lockwood served as an assistant for the University of Tennessee men's basketball team under head coach Don DeVoe and later Wade Houston. During his tenure as an assistant, Volunteer teams went 77-75, posting three consecutive winning seasons, made a pair of National Invitational Tournament trips and had an NCAA Tournament bid in 1989 after an 18-9 regular season. In addition to his assistant coaching duties at Tennessee, Lockwood also served as a special assistant to the director of alumni programs from 1989-91.

In his role as an assistant coach, Lockwood was heavily involved in player development through the years. He has coached six NBA draft picks as well as two other players who played in the NBA.

Lockwood's first full-time coaching position was as men's assistant coach at the U.S. Military Academy at West Point from 1983-86. In 1984-85, he helped Army to its best record and only winning season since



• THE LOCKWOOD FILE •

SCHOOL	YEARS	OVERALL RECORD
at Spring Arbor College (Michigan)		
<i>(as a player)</i>	1978-79	13-19
	1979-80	15-19
	1980-81	7-23
	1981-82	24-14
at Central Michigan	1982-83	10-17
<i>(graduate assistant)</i>		
at U.S. Military Academy	1983-84	11-17
<i>(assistant)</i>	1984-85	16-13
	1985-86	9-18
at Tennessee	1986-87	14-15
<i>(assistant)</i>	1987-88	16-13
	1988-89	19-11
	1989-90	16-14
	1990-91	12-22
at Northwood University (Michigan)		
<i>(head coach)</i>	1991-92	11-20
	1992-93	6-22
	1993-94	11-15
	1994-95	8-18
	1995-96	14-12
	1996-97	18-9
at Central Michigan	1997-98	5-21
<i>(assistant)</i>		
at Saginaw Valley State University (Michigan)		
<i>(head coach)</i>	1998-99	12-15
	1999-00	13-13
	2000-01	11-15
	2001-02	5-21
	2002-03	14-13
	2003-04	9-18
at Tennessee	2004-05	30-5
<i>(assistant)</i>	2005-06	31-5
TOTALS	28 years	380-437 (.465)

Overall record as a head coach: 132-191
 Overall record as an assistant coach: 179-154
 Overall record as a graduate assistant: 10-17
 Overall record as a player: 59-75



LADY VOL ASSISTANT COACH

1978. Lockwood cut his teeth in the coaching profession as a men's graduate assistant at Central Michigan in 1982-83.

In addition to his head and assistant coaching duties, Lockwood has conducted a number of coaching and playing clinics in Great Britain for eight years and was a consultant and clinician for the Welsh Basketball Association. Also, he has served as the summer camp director at Saginaw Valley State, Northwood and West Point. For 12 summers Lockwood directed very successful shooting and offensive moves camps in Michigan. In previous summers, Lockwood has also spent time observing at Pete Newell's Big Man Camp and the NBA pre-draft camp in Chicago, Ill.

As a collegiate player, Lockwood was a four-year letterwinner at Spring Arbor College (Michigan), a three year starter at point guard, and a captain for two seasons. He helped lead the squad to a single-season school record in wins and was offered a contract to play professional basketball in the English Basketball Association.

Lockwood earned a bachelor's degree in secondary education from Spring Arbor College in 1982, majoring in English and secondary education. He earned a master's degree in counseling and personal and student development from Central Michigan University in 1989.

The 47-year-old Lockwood is single. Active in the Fellowship of Christian Athletes for many years, he has been a guest speaker at numerous FCA functions and community events. As a life-long runner, Lockwood has participated in numerous 5K, 10K and 20K races around the country. Additionally, he enjoys reading and traveling in his spare time.



LOCKWOOD

Questions & Answers

What does the Tennessee Tradition mean to you?

"From a sheer numbers perspective, the Tennessee Tradition is simply staggering. Six National Championships, 20 Final Four appearances, 30 consecutive seasons of 22 or more wins, and on and on we could go. Perhaps the most impressive number is the 100% graduation rate of every Lady Vol player who has completed her eligibility in the program. Beyond the numbers, however, it is a reflection of the hard work, loyalty and dedication of this program over the years. It all starts with Pat, as she has been the constant. The great players and role players who have played here, the coaches who have worked with Pat, it is simply an impressive body of work that stands among the elite of all-time in college basketball."

What is the most rewarding part of your job?

"The camaraderie and the unity of purpose of our staff and program. Working with Pat, Holly, Nikki and our tremendous support staff. Getting to work with our players, who are tremendous people along with being very talented players. Being able to represent the University of Tennessee and Lady Vol Basketball, both of which I love a great deal. Being able to live in beautiful east Tennessee. And last but certainly not least, being able to earn a living at one of my lifelong passions, teaching basketball and helping young people prepare for their futures."

How does the fan loyalty and support at UT differ from anywhere in the country?

"Having coached at a variety of schools, levels, and different parts of the country, I can honestly state that Tennessee fans are the absolute best that I have experienced. Their loyalty and love for UT is unparalleled! The willingness of our fans to travel and to continually support the efforts of Tennessee athletics is amazing! To walk out onto the arena floor on game day and experience a "sea of orange" as we do is a thrill unlike any other. Tennessee fans make playing and coaching at Tennessee very special."



BASKETBALL SUPPORT STAFF AND OPERATIONS



CINDY CONNATSER

Secretary to the Assistant Coaches

Cindy Connatser is in her ninth year as a staff member of the Lady Vol Basketball Office but has been an employee at the University of Tennessee for the past 25 years. Her primary duties include being the front office receptionist and serving as the secretary to the assistant coaching staff.

A native of Knoxville, Cindy is an avid Vol fan and also enjoys spending time outdoors with family and friends. Cindy and her husband, Jimmy, live in Powell and have an 21-year-old daughter, Heather.



JIMMY DELANEY

Marketing and Promotions Director

Jimmy Delaney is in his 10th year with the Lady Vols and his third as the marketing and promotions director after being promoted from interim director to his full-time position in May 2004. A native of Kenosha, Wis., Delaney spent two years as a graduate assistant in the Lady Volunteer Marketing Department while he earned his master's degree in sport administration.

As the Lady Vol marketing and promotions director, Delaney is responsible for the development, implementation, execution and evaluation of promotional and marketing strategies for all aspects of the women's athletics department.



DANIELLE DONEHEW

Director of Basketball Operations

Danielle Donehew begins her sixth year with the Lady Vols in the position of Director of Basketball Operations.

Danielle joined the staff in 2001, serving as a graduate assistant for the Lady Vols and her major focus was assisting former Lady Vol Associate Head Coach Mickie DeMoss with recruiting. During this period, Danielle earned her master's of science in sport administration at the University of

Tennessee.

In her second year, Danielle was offered the Director of Basketball Operations position with the challenge of increasing efficiency, in addition to taking more operational and logistical tasks off the coaching staff. The goal was to allocate the operational details to Danielle and provide the coaching staff with more time to coach and recruit.

A native of Alpharetta, Georgia, Danielle is a cum laude graduate of the Georgia Institute of Technology, where she earned her bachelor's degree in industrial and systems engineering in May of 2001. For her basketball career at Tech, she is recognized as the most prolific three-point shooter in Yellow Jacket history. She still holds a number of Georgia Tech three-point shooting records and finished her career as third all-time in the Atlantic Coast Conference for three-point field goals made. Danielle was the captain of her team during her senior year and involved with Athletes In Action. Her awards include Georgia Tech's NCAA Woman of the Year Representative, Academic All-American, GT Total Person Spotlight Award, Georgia Tech Robert Cup Winner, GT Basketball Iron Athlete Award, Homer Rice Award Scholarship, and an ACC Post Graduate Scholarship.

Off the court, Danielle was a member of Phi Mu Sorority, awarded the 1999 Georgia Tech Homecoming Queen, and served on the Georgia Tech Student Athlete Advisory Board, where she held executive positions of President, Vice-President, and Treasurer. During her final year, she was given the honor of serving on the ACC Student Athlete Advisory Board. She spent her fifth year as a student-assistant coach for the Yellow Jacket women's basketball program and studied abroad in Europe.

Danielle enjoys golfing, traveling, playing the guitar, and airplane aviation.



ANGEL ELDERKIN

Video Coordinator

Angel Elderkin enters her second year with the Lady Vols, her first as a video coordinator. She will handle all aspects of film and video for the team as well as some administrative duties.

Prior to coming to Rocky Top, Elderkin spent four years as an assistant coach at Siena. Before that she spent two seasons at East Tennessee State, where she served as a special assistant to the head coach.

Elderkin was a four-year letter-winning guard for the University of Southern Maine women's basketball team. She led the Huskies to three conference championships and an astounding 104-15 overall record. In 1998, the Huskies were the national runner-up. She helped lead her team to the Division III NCAA Tournament during each of her four years. Elderkin also played on the softball team from 1996-1998.

She was a two-time recipient of the William B. Wise Scholar-Athlete Award and in 1997 was named to the All-Little East Honor Roll. Most recently, her 1997-98 Husky basketball team was inducted into the New England Hall of Fame (September 2004).

Elderkin earned her bachelor's degree in sociology from Southern Maine in 1999 with a minor in education. She received her master of arts in physical education and exercise science from East Tennessee State in 2001.



DEBBY JENNINGS

Associate Athletics Director for Media Relations

Debby Jennings is in her 30th year at the helm of the media relations office as the first and only director of media relations for the University of Tennessee Lady Vols. Jennings has built the department into one of the nation's best, producing quality work while helping train aspiring students of the profession. She was promoted to associate athletics director for media relations in 1998.

Jennings has accumulated over 200 national publications awards, with more than half representing Best in the Nation distinction. Last year, the media relations department garnered 11 CoSIDA awards for its media publications.

Jennings is an adjunct professor at UT, and she became the first-ever sports information director to receive the Mel Greenberg Award in 1995 for lifelong contributions to women's basketball. She earned a bachelor's in journalism in 1977 from the University of Tennessee.



SARA GRAY KRAMER

Assistant Ticket Director

Sara Gray Kramer is in her second year at the University of Tennessee as the assistant director of athletic ticketing for men's and women's athletics. She is responsible for overseeing women's basketball ticketing, customer service and all daily ticket office operations.

Kramer came to UT from Central Michigan University, where she served as assistant director of athletic development as well as the ticket manager. Kramer's duties at CMU entailed working with the game-day ticket operations, financial reporting for ticketed athletic events, season ticket renewals and donor development and benefits.

Kramer received her degree in office administration from Central Michigan University in 1979.



HEATHER MASON, S.C.C.C.

Head Strength and Conditioning Coach

Heather Mason enters her 11th year in the strength and conditioning profession and her fourth year as the head strength and conditioning coach for the women's athletics department, responsible for the Lady Vol strength, speed and conditioning programs.

A graduate of the University of Cincinnati, Mason also earned a master of education degree in sports administration from Xavier (Ohio) University in 1998. She is certified by the National Collegiate Strength and Conditioning Coaches Association. The Wheelersburg, Ohio, native came to Tennessee after a five-year stint at the University of Notre Dame and two years at her alma mater, Cincinnati.



JENNY MOSHAK, ATC/L, C.S.C.S.

Assistant Athletics Director for Sports Medicine

Jenny Moshak is in her 18th year with the Lady Vols. She oversees all sports medicine, athletic training, rehabilitation, and strength and conditioning, and continues to work directly with basketball.


A graduate of Western Michigan in physical education, Moshak also holds a master's degree from UT in exercise physiology. She spent one year on the sports medicine/athletic training staff at Penn State before returning to UT as head athletic trainer in 1989. The Skokie, Ill., native has been a certified member of the



BASKETBALL SUPPORT STAFF AND OPERATIONS

National Athletic Trainers' Association since 1986, a certified strength and conditioning specialist since 1997 and is an adjunct professor with the Exercise Science Department.

In May 2006, she rode her bicycle across the country, covering over 2,900 miles in 27 days, riding an average of 120 miles per day with America By Bicycle.



RICK STARRATT

Director of Internet Communications

Rick Starratt was promoted to the Director of Internet Communications in September 2004 after working as the assistant since 2001. Starratt oversees all the content and design for the web sites for both the men's and women's athletic departments. Starratt returned to UT in 2001 after spending two and a half years at Total Sports in Raleigh, N.C., where he worked as the Live Event Operations

Manager.

Previously, Starratt served as a graduate assistant for the Lady Vols, creating and maintaining the award-winning Lady Vol Web site from 1996-98. In 1998, he was hired full-time as the department's first Web master before departing later in the year.



DONNA THOMAS

Senior Associate Athletics Director

Donna Thomas is in her 16th year with the Lady Vol Volunteers, having been promoted in January 2003 to senior associate athletics director. She is responsible for numerous aspects of the department, including NCAA, SEC and university rules and regulations; non-academic student-athlete services (housing, meals, financial aid, scholarships, etc.); event management; department policies and procedures; and day-to-day office operations.

Other responsibilities include supervising facility construction and renovation, coordinating the Lady Vols' portion of the adidas contract and serving as a member of numerous campus committees as well as a recent stint on the NCAA Division I Track and Field Committee.



COURTNEY TYSINGER

Media Relations Graduate Assistant

Courtney Tysinger is in her second year as a graduate assistant with the Lady Vol Media Relations Department and works with the basketball team. A May 2004 graduate of Wake Forest University, she earned a bachelor's degree in economics and history while serving as a student assistant with the media relations office for two years. After graduation, Tysinger served as the media relations intern

at her alma mater, where she covered cross country, track and field, women's golf and the three-time defending national champion field hockey team. The Richmond, Va., native is currently pursuing a master's degree in sport administration at UT.



KATIE WYNN

Secretary to the Head Coach

Katie Wynn has been a valuable member of the Lady Vol front office for 26 years as secretary to Pat Summitt. She is the truest "point player" on Coach Summitt's team, fielding phone calls, booking speaking engagements for the basketball staff and disseminating camp information.

In addition, she is responsible for coordinating special events in which Coach Summitt is involved and for a myriad of general clerical duties in Thompson-Boling Arena.

A native of Knoxville, Wynn most enjoys her moments away from the office by spending time with her family in the solitude of her own backyard.

BASKETBALL OPERATIONS INFORMATION

PAT HEAD SUMMITT BASKETBALL CAMP

In the summer of 2006, nearly 2,000 up-and-coming young players had the unique opportunity to see what makes Lady Vol basketball special by attending one of the exciting sessions of Pat Head Summitt's Basketball Camp.

The camp is conducted on the beautiful University of Tennessee campus in Knoxville at several sites, including Thompson-Boling Arena, where the Lady Vols play their games and the home of the 1990 NCAA Final Four.

Campers learn from the very best clinicians, including Pat Head Summitt, the architect of an unprecedented six NCAA Championships, and her Lady Vol staff. More than a dozen former campers have gone on to wear the famous Orange and White uniform of the Lady Vols. It is an opportunity for young players to develop their skills in a championship environment.

The camp has grown in popularity in recent years, and, unfortunately, enrollment is limited. Prospective campers should reserve space early. It is a great learning experience and a lot of fun to compete against talent from all over the United States. Once again last summer, campers from nearly all 50 states, from as far away as California, New York and Hawaii, as well as several foreign countries, came to Knoxville to meet new people, learn new skills and play together.

Coach Summitt stresses hands-on learning with one camp coach for every nine campers. A staff of more than 250 coaches, counselors, officials, ball boys and trainers are on hand to ensure the very best camping experience possible.

For more information call or write:

The Pat Head Summitt Basketball Camp
207 Thompson-Boling Arena
1600 Phillip Fulmer Way
University of Tennessee
Knoxville, TN 37996

(865) 974-0600

Our camp dates for 2007 are:

Team Camp - June 15-17
Overnight Camp - June 17-21
Elite Camp - June 22-24
Day Camp - June 25-27

SPEAKING ENGAGEMENT REQUESTS FOR COACHES

- To request a Lady Vol basketball coach for a speaking engagement, you may submit your request in writing and send it to the appropriate coach at the Women's Basketball Office address listed above.
- You may also call our office to schedule engagements. Coach Summitt's engagements are scheduled through Katie Wynn at (865) 974-3324. Coaches Warlick, Caldwell and Lockwood are scheduled through Cindy Connatser at (865) 974-9898. Feel free to contact us should you have any questions regarding availability or the booking process.

SPEAKING ENGAGEMENT REQUESTS FOR PLAYERS

- To request a Lady Vol basketball player for a speaking engagement, you may contact Jacqui Schuman of the Champs Life Skills Program at (865) 974-2795. You will be asked to complete a *Request for Student-Athlete to Make a Charitable or Educational Appearance* form. Feel free to contact us should you have questions regarding player availability or the booking process.

AUTOGRAPH ITEMS

- The Women's Basketball Office accepts items for our coaches to autograph. You may bring items to our office at 207 Thompson-Boling Arena and leave them to be signed. You will be contacted when your items are available for pick-up. While we will accept items daily, there is a waiting period, as the coaches only sign as time permits. Because we operate within the rules and regulations of the NCAA, there are certain circumstances that may prohibit the coaches from autographing your item. If you have questions regarding getting an item autographed, you may contact our office at (865) 974-0600 for information.
- **We do not accept any items to be autographed by Lady Vol basketball players.**

INTERVIEW REQUESTS FOR COACHES AND PLAYERS

- To request a Lady Vol basketball coach or player for a media interview, please contact Debby Jennings or Courtney Tysinger in the Lady Vol Media Relations Office at (865) 974-4275. These interviews may be facilitated only through the Media Relations Office.



BASKETBALL MANAGERS



KATIE BARNES
Manager – First year
 Sevier County H.S.
 Sevierville, Tennessee
 Freshman
 Art



DOLORES HAYNES
Manager – Third year
 Notre Dame H.S.
 Trenton, Georgia
 Junior
 Communications



MORGAN SMITH
Manager – First year
 Broad Run H.S.
 Sterling, Virginia
 Sophomore
 Sport Management



JUSTINE BROWN
Manager – First year
 Mineral Point H.S.
 Mineral Point, Wisconsin
 Freshman
 Sport Management



EMILY HENDRICKSON
Manager – First year
 Darlington School in
 Rome, Georgia
 Maysville, Kentucky
 Freshman
 Sport Management



WHITNEY WELCH
Manager – Second year
 Knoxville Catholic H.S.
 Knoxville, Tennessee
 Sophomore
 Exercise Science



JOSH CARD
Manager – First year
 Berean Christian H.S.
 Knoxville, Tennessee
 Freshman
 Pre-Business



HOUSTON KRESS
Manager – Second year
 Bearden H.S.
 Knoxville, Tennessee
 Sophomore
 Sport Management



WHITNEY YOUNG
Manager – First year
 McGill-Toolen Catholic H.S.
 Mobile, Alabama
 Freshman
 Education



ALYSSA DRUMMER
Manager – Second year
 St. Alban's H.S. in
 St. Albans, West Virginia
 Louisville, Tennessee
 Junior
 Psychology



CHARLIE HARLESS
Manager – Second year
 Leonardtown H.S.
 Hollywood, Maryland
 Junior
 Sport Management



The 2006-07 women's basketball managers with head coach Pat Summitt.

ALL-TIME LADY VOL BASKETBALL MANAGERS

Katie Barnes – Sevierville, TN	(Manager 2007)	Lori Jones – Shelbyville, TN	(Assistant Manager 1990)
Beth Barnett – Englewood, TN	(Assistant Manager 1987)	Houston Kress – Knoxville, TN	(Manager 2006, 2007)
Tara Brooks – Maryville, TN	(Manager 2003, 2004, 2005)	Michelle Lenzo – Rochester, NY	(Manager 2000, 2001, 2002)
Justine Brown – Mineral Point, WI	(Manager 2007)	Karen Massey – Knoxville, TN	(Head Manager 1983, 1984, 1985, 1986 – Managerial Coord. 1987)
Kelli Botta – Greeneville, TN	(Manager 1996, 1997, 1998, 1999)	Cindy Masters – Oak Ridge, TN	(Manager 1998, 1999, 2000)
Josh Card – Knoxville, TN	(Manager 2007)	Matt McDonald – Millheim, PA	(Manager 1996)
Laura Craig – Dover, TN	(Assistant Manager 1987 – Head Manager 1988, 1989)	Calamity McEntire – Canadian, OK	(Manager 2002, 2003)
Elizabeth Curry – New Virginia, IA	(Manager 2005 – Head Manager 2006)	Andrea Piercy – Asheville, NC	(Manager 2003, 2004, 2005)
Brad Dame – South Fulton, TN	(Manager 1997)	Katie Rickard – Talbot, TN	(Manager 2006)
Sarah DeLapp – Knoxville, TN	(Manager 1996, 1997, 1998, 1999)	Teresa Rotier – Hendersonville, TN	(Assistant Manager 1989 – Head Manager 1990, 1991, 1992)
Todd Dooley – Seymour, TN	(Manager 1994, 1995, 1996, 1997)	Nan Schumaker – Nashville, TN	(Asst. Manager 1985, 1986 – Head Manager 1987 – Game Manager 1988)
Tom Dooley – Seymour, TN	(Manager 1994, 1995)	Karen Seago – Cleveland, TN	(Assistant Manager 1992 – Head Manager 1993, 1994)
Alyssa Drummer – Louisville, TN	(Manager 2006, 2007)	Bett Shelby – Charlotte, NC	(Manager 2002)
Karen Durham – Dunellen, NJ	(Assistant Manager 1989)	Morgan Smith – Sterling, VA	(Manager 2007)
Anna Beth Evans – Albany, GA	(Manager, 2004)	Lillian "Nikki" Stewart – Milledgeville, GA	(Manager 2000, 2001, 2002)
Donna Fielden – Knoxville, TN	(Head Manager 1976, 1977, 1978)	Donna Thomas – Memphis, TN	(Head Manager 1979, 1980, 1981, 1982)
Alison Ford – Brentwood, TN	(Manager 2001, 2002, 2003, 2004)	Jennifer Townsend – Dalton, GA	(Assistant Manager 1993, 1994 – Head Manager 1995)
Tommy Francis – Nashville, TN	(Manager 2002, 2003, 2004, 2005)	Dinah Tucker – Dickson, TN	(Manager 1997)
Parla Gordon – Shelbyville, TN	(Assistant Manager 1986)	Lee Turpin – Cleveland, TN	(Manager 1998, 1999, 2000, 2001)
Pat Ham – Hendersonville, TN	(Manager 1994)	Adam Waller – Lenoir City, TN	(Manager 2001, 2002, 2003, 2004, 2005)
Charlie Harless – Hollywood, MD	(Manager 2006, 2007)	Whitney Welch – Knoxville, TN	(Manager 2006, 2007)
Amy Hawkins – Dayton, TN	(Manager 1996)	Bennett Yarbrough – Franklin, TN	(Manager 2005, 2006)
Dolores Haynes – Trenton, GA	(Manager 2005, 2006, 2007)	Canaan York – Medway, ME	(Manager 2004, 2005)
Emily Hendrickson – Maysville, KY	(Manager 2007)	Whitney Young – Mobile, AL	(Manager 2007)
Lyndsay Howe – Brentwood, TN	(Manager 2001)		
Bernitha Johnson – Waynesboro, MS	(Manager 2003, 2004, 2005)		
Drew Johnson – Ashland City, TN	(Manager 1998, 1999, 2000, 2001)		



MEET THE LADY VOLS



IN THIS SECTION

Nicky Anosike 32-33

Alex Fuller 34-35

Alexis Hornbuckle 36-37

Candace Parker 38-39

Dominique Redding 40-41

Sidney Spencer 42-43

Alberta Auguste 44

Shannon Bobbitt 45

Elizabeth Curry 46

Cait McMahan 47

Nicci Moats 48





55

NKOLIKA "NICKY" ANOSIKE

JUNIOR • 6'4" • FORWARD/CENTER
STATEN ISLAND, NEW YORK • ST. PETER'S FOR GIRLS

Career Highs

Points: 19 vs. Alabama (2-27-05)
Rebounds: 13 vs. Michigan State (4-3-05)
Assists: 7 vs. Arkansas (1-13-05)
Steals: 6 vs. Purdue (3-22-05)
Blocks: 5 vs. North Carolina (3-28-06)*
Field Goals: 6 vs. Alabama (2-27-05)
Three-Pointers: 0
Free Throws: 10 vs. Rutgers (3-29-05)*
Minutes: 39 vs. George Washington (3-21-06)

2005-06 Highs

Points: 17 vs. Old Dominion (1-2-06)
Rebounds: 12 vs. George Washington (3-21-06)
Assists: 4 vs. George Washington (3-21-06)
Steals: 5 vs. Louisiana Tech (12-15-05)
Blocks: 5 vs. North Carolina (3-28-06)*
Field Goals: 5 vs. Old Dominion (1-2-06)
Three-Pointers: 0
Free Throws: 7 vs. Old Dominion (1-2-06)
Minutes: 39 vs. George Washington (3-21-06)

Southeastern Conference Career Highs

Points: 19 vs. Alabama (2-27-05)
Rebounds: 11 vs. LSU (3-5-06)*
Assists: 7 vs. Arkansas (1-13-05)
Steals: 3 vs. Auburn (2-23-06)*
Blocks: 3 vs. Georgia (2-16-06)*
Field Goals: 6 vs. Alabama (2-27-05)
Three-pointers: 0
Free Throws: 10 vs. Florida (2-3-05)
Minutes: 34 vs. LSU (3-5-06)

NCAA Tournament Career Highs

Points: 14 vs. Rutgers (3-29-05)
Rebounds: 13 vs. Michigan State (4-3-05)
Assists: 4 vs. George Washington (3-21-06)*
Steals: 6 vs. Purdue (3-22-05)
Blocks: 5 vs. North Carolina (3-28-06)
Field Goals: 4 vs. Army (3-19-06)*
Three-Pointers: 0
Free Throws: 10 vs. Rutgers (3-29-05)
Minutes: 39 vs. George Washington (3-21-06)

*indicates most recent high

TENNESSEE 2005-06: Finished the year ranked 14th in the UT record books in career blocks (80)...Grabbed a season-high 12 rebounds against George Washington to help the Lady Vols advance to the Sweet 16...Went a perfect 4-of-4 from the field against Army in round one of the 2006 NCAA Tournament...Grabbed the defensive rebound off of Seimone Augustus' missed jumper with five seconds left in the SEC Championship game to seal the win for the Lady Vols...Despite early foul trouble, came back for her first double-double of the season with 11 points and 11 rebounds against Georgia in the semifinals of the SEC Tournament...Perfect from the floor in the second round of the SEC Tournament (3-3) for eight points and eight rebounds...Started in every conference contest in her career, the only current Lady Vol to have done so in consecutive seasons...Fell one rebound shy of her first double-double of the season against Vanderbilt, with 10 points, nine rebounds...Had a season-high 17 points against Old Dominion...Added three steals and an assist against the Lady Monarchs...Sank 7-of-10 free throw attempts against Notre Dame...Added six rebounds to her nine-point performance against the Fighting Irish...Named the Philips Player of the Game against George Washington after an eight-point, eight-rebound and three-assist performance...Sank 12-of-13 free throw attempts (92.3 percent) to finish second in the field at the Paradise Jam in free throw percentage...Led the Lady Vols to a 79-65 win over Gonzaga with 15 points on perfect shooting, 4-of-4 from the field and 7-of-7 from the line...She added seven boards, one block and two steals against the Zags...Perfect from the field (4-4) in the Lady Vols' victory over Chattanooga...Perfect from the charity stripe (4-4) in the season opener against Stetson...The only Lady Vol to post a double-double (10 rebounds, 12 points) in Tennessee's 101-55 exhibition victory over Carson-Newman...Voted a pre-season first-team All-SEC selection by the league coaches...Named to the *ESPN The Magazine* Academic All-District IV Third Team...Earned SEC All-Academic honors.

2004-05: Joined teammate Alexis Hornbuckle as a unanimous selection to the SEC All-Freshman Team...Ranked first on the team in blocked shots (33) and second in rebounding (6.1 rpg)...Shot 77 percent from the free throw line in conference play...Through the first two rounds of NCAA Tournament play, she ranked first in steals per game (4.5) and tied for third in blocks per game (3.0)...The only Lady Vol to grab double-digit rebounds in the Final Four game against Michigan State, her 13 boards were also a career high...Started the last 21 games of the year...Swiped a career-high six steals in the NCAA Tournament Second Round win against Purdue...Also scored 11 points (all coming in the first half) and equaled a career high with three blocked shots...Awarded the "Dude Hat" - given to the player who brings the most attitude - for consecutive games against Western Carolina (nine points, eight rebounds, three steals and three blocks) and Purdue during the NCAA Tournament...Earned her second career double-double in her SEC Tournament debut by totaling a team-high 15 points and 10 rebounds in the win over Auburn...Also equaled a career-high with three steals...Scored a career-high 19 points on 6-of-8 shooting in the regular-season finale at Alabama...Earned her first career double-double with a 12-point, 11-rebound performance in the overtime win at Florida...Sank 10-of-11 free throw attempts in

the triumph...Dished out a career-high seven assists in the win against Arkansas...Earned Dean's List honors after recording a 3.65 GPA during the fall...Named to the Lady Vol Honor Roll...Earned a spot on the SEC All-Academic Freshman Team.

HIGH SCHOOL: One of only three Lady Vol basketball players ever to hail from New York...Selected as a *Parade* Magazine Second Team All-America (2003 and 2004)...McDonald's All-America (2004)...Participated in the McDonald's All-American Game (East) alongside fellow Lady Vol signees Alexis Hornbuckle, Candace Parker, Sa'de Wiley-Gatewood and Alex Fuller...Anosike scored two points and grabbed three rebounds in the McDonald's all-star event...Nike All-America (2003)...*Street & Smith's* Third-Team All-America (2003)...adidas Top Ten Camp Upperclass All-Star (2002)...*USA TODAY* Junior All-America (2003)...*Street & Smith's* Honorable Mention All-America (2001, 2002)...New York Miss Basketball...First-Team All Tri-State (2003)...New York Class A All-State Sixth Team (2002), *Newsday* All-City First Team (2003)...All-Borough First Team (2001, 2002)...Team was Island Champions all four years of her prep career...was a Jacques Award winner.

NATIONAL/INTERNATIONAL: In the summer of 2005, Anosike experienced a summer full of basketball which culminated with a gold medal as a member of the 8-0 USA Basketball Women's U19 World Championship Team...Despite not starting, the 6-4 post did play in all eight games and was the team's fourth leading scorer, averaging 11.4 ppg and was among the top rebounders grabbing 5.3 rpg... She logged 15.3 minutes per game off the bench, canned 57 percent of her field goals (33-58), hit 63 percent of her free throws (25-40) and led her team in blocked shots with eight...Anosike recorded 18 assists and contributed solid defense, snagging 15 steals in tournament play...Joined fellow Lady Vol freshman Alexis Hornbuckle on the 2003 USA Youth Development Festival East Squad that registered a perfect 5-0 record to take the gold medal...Averaged 4.6 ppg and 6.0 rpg, while playing an average of 17.2 minutes in five USA East contests...One of three current Lady Vols at the 2003 USA Development Festival event (Hornbuckle, Parker, Anosike)...Her AAU squad finished as the runner-up at AAU Nationals in Kansas City, Mo.

PERSONAL: Quite the scholar, Nicky is currently pursuing a major in sociology/criminal justice and additional majors in political science and legal studies...Was a member of the National Honor Society and a four-year High Honor Roll recipient at St. Peter's for Girls...In addition to her exploits on the hardwood, Anosike also lettered twice in track and once in soccer during her prep career...Chose Tennessee over Connecticut, Georgia and Virginia in order to improve her game and grow mentally as well as physically...Lists being selected as an All-American as her biggest thrill to date in basketball...The late Johnnie Cochran and Beyonce Knowles are the famous persons she most admires...Hopes to become a lawyer after her playing career...Has seven siblings including: Nneoma, 28, Rotanna, 17, Ikenna, 25, Ifesinachi, 24, Anulika, 22, Oderah, 15, and Ejimofor, 8...Nkolika Nonyelum Anosike was born on Feb. 27, 1986, in Brooklyn, N.Y....Her mother is Ngozi Anosike.



ANOSIKE · ANOSIKE · ANOSIKE · ANOSIKE

ANOSIKE'S 2005-06 GAME-BY-GAME STATISTICS

Opponent	Points	Rebounds	Assists	Blocks	Steals
*Stetson	4	5	1	0	2
Chattanooga	8	3	1	0	1
Michigan State	5	5	0	1	2
*Gonzaga	15	7	0	1	2
*Maryland	2	2	1	0	0
*Texas	2	3	2	1	0
*Stanford	4	3	0	1	2
*George Washington	8	8	3	1	0
*Louisiana Tech	12	4	2	1	5
*Princeton	8	4	1	2	1
*Temple	7	4	0	2	2
*Notre Dame	9	6	0	0	1
*Old Dominion	17	3	1	0	3
*South Carolina	6	5	0	0	1
*Connecticut	6	4	2	1	3
*Georgia	9	5	0	0	0
*Mississippi State	6	1	0	1	3
*Vanderbilt	10	9	4	3	0
*Duke	6	5	1	5	1
*Kentucky	9	4	2	3	1
*Alabama	5	6	1	1	2
*Mississippi	3	7	2	0	2
*Arkansas	8	4	2	3	1
*Louisiana State	4	8	4	1	0
*Vanderbilt	7	7	2	2	2
*Georgia	5	1	2	3	0
*Alabama	14	8	1	0	1
*Auburn	5	6	1	0	3
*Florida	0	5	0	1	1
*Auburn	8	8	1	1	1
*Georgia	11	11	2	2	0
*Louisiana State	2	11	2	1	0
*Army	9	2	4	2	2
*George Washington	9	12	4	2	1
*Rutgers	7	2	3	0	2
*North Carolina	5	6	3	5	3

ANOSIKE'S 2004-05 GAME-BY-GAME STATISTICS

Opponent	Points	Rebounds	Assists	Blocks	Steals
Chattanooga	3	4	0	1	0
N.C. State	6	4	1	1	3
George Washington	4	8	1	3	1
Texas	6	7	1	0	3
*Temple	3	3	0	0	0
Duke	0	1	1	1	0
DePaul	2	3	1	1	0
Louisiana Tech	1	4	3	0	1
TCU	2	2	1	0	3
Stanford	4	6	1	2	1
Rutgers	12	9	0	0	1
*Old Dominion	3	9	1	1	1
*Connecticut	8	6	3	0	0
*Arkansas	5	4	7	1	0
*Vanderbilt	2	3	3	1	2
*Auburn	5	4	1	0	1
*Kentucky	8	6	2	0	1
*South Carolina	4	4	1	1	0
*Georgia	3	6	3	1	1
*Florida	12	11	1	1	1
*Mississippi	11	7	2	1	1
*Louisiana State	2	10	0	0	3
*Vanderbilt	5	4	2	1	0
*South Carolina	8	4	2	0	2
*Arkansas	9	7	3	1	0
*Mississippi State	8	10	1	0	1
*Alabama	19	4	1	1	2
*Auburn	15	10	1	0	3
*Vanderbilt	6	4	0	1	1
*Louisiana State	5	5	0	2	0
*Western Carolina	9	8	1	3	3
*Purdue	11	6	1	3	6
*Texas Tech	11	11	2	1	0
*Rutgers	14	7	0	1	3
*Michigan State	7	13	2	3	3

*indicates games started

CAREER TOTALS FOR ANOSIKE

YEAR	G	FGM	FGA	PCT.	3PM	3PA	PCT.	FTM	FTA	PCT.	REB-AVG.	PF-DQ	TP-AVG.	AS	TO	BK	ST	MIN
2004-05	35	57	155	.368	0	0	.000	119	181	.657	214-6.1	104-5	233-6.7	50	60	33	48	709
2005-06	36	78	153	.510	0	0	.000	99	139	.712	194-5.4	104-3	255-7.1	55	63	47	51	844
TOTALS	71	135	308	.438	0	0	.000	218	320	.681	408-5.7	208-8	488-6.9	105	123	80	99	1,553





44

ALEXANDRIA "ALEX" FULLER

SOPHOMORE • 6'3" • FORWARD/CENTER
SHELBYVILLE, TENNESSEE • SHELBYVILLE CENTRAL H.S.

Career Highs

Points: 8 vs. Auburn (2-23-06)*
Rebounds: 7 vs. Alabama (1-29-06)
Assists: 4 vs. Alabama (2-19-06)*
Steals: 2 vs. Princeton (12-20-05)
Blocks: 2 vs. Alabama (2-19-06)*
Field Goals: 4 vs. Auburn (2-23-06)
Three-pointers: 2 vs. Temple (12-28-05)
Free Throws: 3 vs. Army (3-19-06)*
Minutes: 24 vs. Alabama (1-29-06)

2005-06 Season Highs

Points: 8 vs. Auburn (2-23-06)*
Rebounds: 7 vs. Alabama (1-29-06)
Assists: 4 vs. Mississippi (2-2-06)
Steals: 2 vs. Princeton (12-20-05)
Blocks: 2 vs. Chattanooga (11-21-05)
Field Goals: 4 vs. Auburn (2-23-06)
Three-pointers: 2 vs. Temple (12-28-05)
Free Throws: 3 vs. Mississippi (2-2-06)
Minutes: 24 vs. Alabama (1-29-06)

Southeastern Conference Highs

Points: 8 vs. Auburn (2-23-06)
Rebounds: 7 vs. Alabama (1-29-06)
Assists: 4 vs. Alabama (2-19-06)*
Steals: 1 vs. Auburn (3-3-06)*
Blocks: 2 vs. Alabama (2-19-06)
Field Goals: 4 vs. Auburn (2-23-06)
Three-pointers: 1 vs. Auburn (3-3-06)*
Free Throws: 3 vs. Mississippi (2-2-06)
Minutes: 24 vs. Alabama (1-29-06)

NCAA Tournament Highs

Points: 5 vs. Army (3-19-06)
Rebounds: 2 vs. Army (3-19-06)
Assists: 0
Steals: 1 vs. North Carolina (3-28-06)*
Blocks: 0
Field Goals: 1 vs. Army (3-19-06)
Three-pointers: 0
Free Throws: 3 vs. Army (3-19-06)
Minutes: 15 vs. Army (3-19-06)

*indicates most recent high

TENNESSEE 2005-06: Saw the most playing time of her collegiate career against Alabama (24 minutes)...Scored seven points and grabbed a career-high seven rebounds against the Crimson Tide...Connected on both three-point attempts (the first two treys of her collegiate career) against Temple for a career-high eight points...In 19 minutes of action against Princeton, scored on 3-of-4 attempts from the field for six points, four rebounds, two steals and one assist against the Tigers...Returned to the court against Louisiana Tech after a hip flexor injury sidelined her for the Gonzaga, Texas and George Washington games... Scored two points against the Lady Techsters...Grabbed five boards in the season opener against Stetson...Notched a double-double in her first collegiate appearance (18 points, 10 rebounds) in the exhibition game against Dalhousie...Earned SEC All-Academic Honors.

2004-05: Alex redshirted her freshman season to recover from a pair of surgeries on Sept. 15 and Oct. 13, 2004, on her left knee.

HIGH SCHOOL: The fifth Orange & White player to come out of the Tennessee high school powerhouse, Shelbyville Central (Tiffany Woosley, Amanda Canon, Abby Canon and Michelle Johnson)...Chosen as a Women's Basketball Coaches Association (WBCA) All-America (2004)...Selected as a McDonald's All-America (2004)...Participated in the 2004 WBCA All-American Game and in the 2004 McDonald's All-American Game...*Street & Smith's* Second Team All-America (2003)...*USA TODAY* and Student Sports Junior All-America (2003)...Nike All-America (2002, 2003)...*Street & Smith's* Honorable Mention All-America (2001, 2002)...*USA TODAY* Freshman All-America (2001)...Tennessee Miss Basketball (2004)...Deep South Classic


Most Valuable Player (2003)...Led Shelbyville Central to three Tennessee State Championships (2001, 2003, 2004)...Associated Press (AP) First Team All-State choice (2003, 2004)...AP All-State selection (2001)...Tennessee All-State (2001, 2003, 2004)...*Tennessean* Mid-State Player of the Year (2003)...Tennessee All-Region selection (2002, 2003, 2004)...Tennessee All-District choice (2001, 2002, 2003, 2004).

NATIONAL/INTERNATIONAL: Chosen as an AAU 16U All-America (2003)...Third at AAU Nationals, first in AAU Junior Nationals and Tennessee AAU State Champions (2003)...Eighth in AAU Nationals and Tennessee AAU State Runner-Up (2002).

PERSONAL: Alex is currently pursuing a major in pre-exercise science at the University of Tennessee...Was inducted into the National Honor Society at Shelbyville Central H.S...Fuller, a member of the honor roll, participated in extracurricular activities such as Keyettes and the French Club outside of her athletic endeavors...Lists former Lady Vol and WNBA player Gwen Jackson as the athlete she has modeled herself after... Hopes to go to medical school following her basketball career to study to be a pediatrician...Lists softball, shopping and surfing the internet as her hobbies...Former Shelbyville teammates who have played collegiate basketball include Vanderbilt's Abi Ramsey, Ole Miss' Ashley Johnson, Tennessee Tech's Casey Bradford and Tynisha Alexander, and Florida's Kim Dye...Has a sister, Aliah Marie, 10, and a brother, Alandon Timothy, 6... Alexandria Patrice Fuller was born on July 7, 1986, in Fort Polk, La....Her parents are Troy and Debra Price.



FULLER · FULLER · FULLER · FULLER



FULLER'S 2005-06 GAME-BY-GAME STATISTICS

Opponent	Points	Rebounds	Assists	Blocks	Steals
Stetson	2	5	1	0	1
Chattanooga	4	4	2	2	0
Michigan State	0	2	1	0	0
Gonzaga	0	1	1	0	0
Maryland	0	2	0	0	0
Louisiana Tech	2	1	0	0	0
Princeton	6	4	1	0	2
Temple	8	3	2	0	1
Notre Dame	4	2	0	0	0
Old Dominion	0	1	0	0	1
South Carolina	0	1	0	0	0
Connecticut	0	1	0	0	0
Georgia	0	0	0	0	0
Mississippi State	2	3	0	1	1
Vanderbilt	0	0	0	1	0
Duke	3	1	0	0	0
Kentucky	0	0	0	0	0
Alabama	7	7	1	0	0
Mississippi	6	2	4	0	0
Arkansas	2	4	0	0	0
Louisiana State	0	2	0	0	0
Vanderbilt	0	2	0	0	0
Georgia	0	1	0	0	0
Alabama	2	4	4	2	1
Auburn	8	2	2	0	1
Florida	1	3	1	0	1
Auburn	5	3	1	1	1
Georgia	0	0	1	0	0
Louisiana State	0	1	0	0	0
Army	5	2	0	0	1
George Washington	0	1	0	0	0
North Carolina	0	1	0	0	1

CAREER TOTALS FOR FULLER

YEAR	G	FGM	FGA	PCT.	3PM	3PA	PCT.	FTM	FTA	PCT.	REB-AVG.	PF-DQ	TP-AVG.	AS	TO	BK	ST	MIN
2005-06	32	25	55	.455	6	14	.429	11	15	.733	65-2.0	22-0	67-2.1	22	21	7	12	344
TOTALS	32	25	55	.455	6	14	.429	11	15	.733	65-2.0	22-0	67-2.1	22	21	7	12	344





14

ALEXIS HORNBUCKLE

JUNIOR • 5'11" • GUARD
CHARLESTON, WEST VIRGINIA • SOUTH CHARLESTON H.S.

Career Highs

Points: 19 vs. Maryland (11-26-05)
Rebounds: 14 vs. Connecticut (1-7-06)
Assists: 9 Connecticut (1-7-06)
Steals: 6 vs. Princeton (12-20-05)
Blocks: 3 vs. Kentucky (1-26-06)*
Field Goals: 7 vs. Maryland (11-26-05)*
Three-pointers: 2 vs. Old Dominion (1-2-06)*
Free Throws: 8 vs. Vanderbilt (1-16-05)
Minutes: 38 vs. Rutgers (3-29-05)

2005-06 Season Highs

Points: 19 vs. Maryland (11-26-05)
Rebounds: 14 vs. Connecticut (1-7-06)
Assists: 9 vs. Connecticut (1-7-06)
Steals: 6 vs. Princeton (12-20-05)
Blocks: 3 vs. Kentucky (1-26-06)*
Field Goals: 7 vs. Maryland (11-26-05)
Three-pointers: 2 vs. Old Dominion (1-2-06)
Free Throws: 6 vs. Vanderbilt (2-12-06)*
Minutes: 37 vs. Duke (1-23-06)*

Southeastern Conference Highs

Points: 17 vs. Alabama (2-27-05)
Rebounds: 8 vs. Arkansas (2-5-06)*
Assists: 7 vs. Vanderbilt (3-5-05)*
Steals: 5 vs. LSU (2-9-06)*
Blocks: 3 vs. Kentucky (1-26-06)
Field Goals: 7 vs. Vanderbilt (3-5-05)
Three-pointers: 2 vs. Kentucky (1-23-05)
Free Throws: 8 vs. Vanderbilt (1-16-05)
Minutes: 36 vs. LSU (3-6-05)

NCAA Tournament Highs

Points: 16 vs. Michigan State (4-3-05)
Rebounds: 12 vs. Western Carolina (3-20-05)
Assists: 6 vs. Michigan State (4-3-05)
Steals: 4 vs. Army (3-19-06)
Blocks: 2 vs. Michigan State (4-3-05)
Field Goals: 7 vs. Michigan State (4-3-05)
Three-pointers: 1 vs. Michigan State (4-3-05)*
Free Throws: 5 vs. Rutgers (3-29-05)
Minutes: 38 vs. Rutgers (3-29-05)

*indicates most recent high

TENNESSEE 2005-06: Named to the All-SEC second team by the league's coaches...Finished her sophomore season ranked seventh in the UT record books for career assist average (3.48 avg)...Currently 24th in the record books for career steals, she is on pace to break Bridgette Gordon's Lady Vol record of 338 career steals...Against Army, Hornbuckle saw her first action since breaking her right wrist on Feb. 12 against Vanderbilt...She scored three points but added a team-high six rebounds and four steals against the Black Knights...Dr. Robert Ivy—team orthopedic hand specialist—performed surgery on Feb. 15 to implant a fixation screw to assist in the healing of the navicular scaphoid bone fracture in Hornbuckle's wrist...One of 11 finalists for the Nancy Lieberman Award, which goes annually to the nation's top point guard...Failed to start against Vanderbilt on Feb. 12, ending her streak of 32 consecutive starts dating back to last season...Named the Philips Player of the Game against Alabama after scoring 14 points, adding seven rebounds, six assists and four steals...Suffered a contusion of her patella in the Duke game...Named the Philips Player of the Game after a 15-point, five-assist and three-steal performance against Vanderbilt on Jan. 19...Fell one assist shy of becoming the first Lady Vol in school history to record a triple-double, with 10 points, 14 rebounds and nine assists against Connecticut...Added four steals and was perfect from the foul line (6-6) against the Huskies...Named the CBS Player of the Game for her efforts against UConn...Scored 13 points along with five assists and five rebounds against South Carolina...Named the Lady Vol Athlete of the Week on Jan. 2 for her efforts the week before against Temple and Notre Dame...Named the Philips Player of the Game against Notre Dame as she was the only player to score in double figures (15) against the Irish...Added four assists, five steals and eight rebounds in 30 minutes of action...Stole the show in the game against Princeton... Scored 12 points, grabbed eight rebounds, dished out six assists, recorded a career-high six steals and stuffed a Tiger attempt in 26 minutes of action...Named the Philips Player of the Game for her efforts...Scored eight points and grabbed three rebounds during a high energy performance against Stanford...Scored seven of her 11 points in the first five minutes of the second half against Texas... Named the Philips Player of the Game after a career-high 19 points against Maryland...Also grabbed five rebounds and snagged four steals, two blocks and two assists against the Terps...Scored nine points and grabbed four boards in the Lady Vols' 83-55 routing of Michigan State at the Paradise Jam...A preseason second-team All-SEC selection...A preseason candidate for the Naismith Award.

2004-05: Joined teammate Nicky Anosike as a unanimous selection to the SEC All-Freshman Team...The guard led the team in steals (64), assists (110) and at just 5'11", ranked third in blocks (21)... Ranked seventh in the SEC in assist/turnover ratio (1.38)...Played in all 35 games...Recorded a double-double in her first NCAA Tournament game, totaling 11 points and 12 rebounds in the victory against Western Carolina...Also dished out five assists and swiped three steals...Awarded the diamond ring for best unifying the team...Averaged 9.7 ppg in SEC Tournament play...Grabbed eight rebounds and scored nine points, just missing a double-double in the win against top-ranked LSU in the SEC Tournament championship game...Equaled a career high with 17 points in the season finale at Alabama after not missing a shot during the game (5-of-5 from the field and 6-of-6 from the free throw line)...Selected as the Philips Player of the Game for her efforts...Came off the bench in the win versus Mississippi, totaling seven points, six rebounds and a career-high seven assists...Scored a team-high 14 points to go along with six boards, four

assists and two steals in the victory at Connecticut, earning her Co-SEC Player of the Week on Jan. 10, Lady Vol Athlete of the Week and Philips Player of the Game honors for her effort...Averaged 13.4 ppg and 5.8 rpg during her first five games as a starter...Posted career highs in points (17) and steals (five) en route to earning Philips Player of the Game honors in the triumph at Louisiana Tech...Earned her first career start in the win against DePaul.

HIGH SCHOOL: Joins former Lady Vols Amy Gamble and Mary Ostrowski as UT players from the state of West Virginia...Named as the Women's Basketball Coaches Association (WBCA) 2004 High School Player of the Year and the WBCA All-America Game Most Valuable Player (2004)...McDonald's All-America and McDonald's All-Star Game Most Valuable Player (2004)...Parade Magazine and Street & Smith's First-Team All-America (2003)...Nike Top-100 All-America (2001, 2002, 2003)...Student Sports First-Team All-America (2003)...Four-time adidas All-America (2001, 2002, 2003, 2004)...USA TODAY Second-Team All-America (2003)...Parade Magazine and Street & Smith's Second-Team All-America (2002)...USA TODAY Junior and Sophomore All-America...Student Sports Sophomore and Freshman All-America...Street & Smith's Sixth-Team All-America (2001) and Top 100 choice...Student Sports All-East Second Team...Three-time Gatorade West Virginia Player of the Year...Four-time SSAC High School All-State selection...Associated Press Player of the Year for West Virginia...AAA First-Team All-State choice following all four seasons of her prep career (2001, 2002, 2003, 2004)...West Virginia Player of the Year on three occasions...AAA All-State Captain (2003) and Co-Captain (2002)...Conference Player of the Year (2001, 2002)...West Virginia-SSAC State Player of the Year...Kanawha County High School Player of the Year...Led South Charleston H.S. to four West Virginia State Championships...Named as the No. 4-ranked senior in the nation by the Blue Star Index.

NATIONAL/INTERNATIONAL: Participated on the USA Youth Development Festival East Team that completed play in first place with a perfect 5-0 mark...Hornbuckle led the East squad with 16.0 ppg, while contributing 4.8 rpg and 2.4 spg and shooting at a .523 clip from the floor...Played with current Lady Vol Nicky Anosike on the East team, while Candace Parker (North) also participated in the event...Three-time AAU West Virginia Tornadoes Most Valuable Player...USJN National Champion (2001)...1998 and 2000 West Virginia AAU State Champion...National AAU runner-up in 1998...1997 YBOA National Champion and Most Valuable Player making Alexis the first West Virginian to win the national MVP honor...Seventh-place at AAU Nationals for Girls 12 & under...YBOA National Champions (11 & under girls) in 1997, a first for West Virginia...AAU National runner-up for girls 10 & under in 1996...YBOA National runner-up (11 & under) in 1996...West Virginia AAU and YBOA State Champions (1996, 1997).

PERSONAL: Alexis is currently enrolled in the College of Arts & Sciences...Was also an all-state and all-county soccer player during her days at South Charleston H.S., while lettering three times in soccer and twice in track, in addition to basketball...Was the 2002 state high jump champ...Lists former WNBA Houston Comets superstar Cynthia Cooper as the athlete after whom she has modeled her game...Lists playing in the WNBA and owning a physical therapy/sports medicine business as her career objectives...Names former NBA all-star Julius Erving (Dr. J) as the celebrity she most admires...Has a brother Cedric, 22...Alexis Kay'ree Hornbuckle was born on Oct. 16, 1985, in Charleston, W.Va....Her parents are Jerome and Quandora Hornbuckle.

HORNBUCKLE · HORNBUCKLE · HORNBUCKLE

HORNBUCKLE'S 2005-06 GAME-BY-GAME STATISTICS

Opponent	Points	Rebounds	Assists	Blocks	Steals
*Stetson	13	6	4	0	2
*Chattanooga	4	5	2	0	2
*Michigan State	9	4	3	0	1
*Gonzaga	12	4	1	3	5
*Maryland	19	5	2	2	4
*Texas	11	4	5	0	3
*Stanford	8	3	1	0	1
*George Washington	6	6	3	1	5
*Louisiana Tech	9	4	2	0	2
*Princeton	12	8	6	1	6
*Temple	4	6	5	0	3
*Notre Dame	15	8	4	0	5
*Old Dominion	14	6	3	0	3
*South Carolina	13	5	5	0	3
*Connecticut	10	14	9	0	4
*Georgia	12	7	4	0	2
*Mississippi State	5	3	5	0	2
*Vanderbilt	15	2	5	0	3
*Duke	10	5	3	0	4
*Kentucky	1	2	0	3	2
*Alabama	14	7	6	0	4
*Mississippi	14	3	4	2	3
*Arkansas	10	8	6	0	5
*Louisiana State	11	6	6	0	5
Vanderbilt	10	3	5	1	2
Army	3	6	4	0	4
George Washington	6	4	3	0	3
Rutgers	10	5	3	0	1
North Carolina	6	6	4	1	2

HORNBUCKLE'S 2004-05 GAME-BY-GAME STATISTICS

Opponent	Points	Rebounds	Assists	Blocks	Steals
Chattanooga	5	4	4	3	1
N.C. State	11	3	1	1	0
George Washington	11	6	3	0	1
Texas	3	4	2	0	2
Temple	4	5	3	1	4
Duke	2	4	2	1	3
*DePaul	15	8	2	3	1
*Louisiana Tech	17	4	1	0	5
*TCU	15	7	6	0	5
*Stanford	11	3	2	0	4
*Rutgers	9	7	1	1	2
*Old Dominion	3	5	5	1	0
Connecticut	14	6	4	0	2
Arkansas	2	7	2	1	2
Vanderbilt	16	5	2	0	0
Auburn	5	4	6	0	3
*Kentucky	12	4	3	0	3
*South Carolina	0	1	3	0	1
*Georgia	7	4	3	1	3
*Florida	8	5	1	0	0
Mississippi	7	6	7	2	1
Louisiana State	2	5	3	1	0
*Vanderbilt	6	8	5	0	2
*South Carolina	9	4	5	0	1
*Arkansas	4	6	3	0	0
Mississippi State	2	2	2	0	2
Alabama	17	5	3	0	1
*Auburn	6	7	2	0	0
*Vanderbilt	14	4	7	0	1
*Louisiana State	9	8	1	1	1
*Western Carolina	11	12	5	0	3
*Purdue	5	5	1	1	3
*Texas Tech	14	8	3	1	2
*Rutgers	9	6	1	0	3
*Michigan State	16	8	6	2	2

*indicates games started

CAREER TOTALS FOR HORNBUCKLE

YEAR	G	FGM	FGA	PCT.	3PM	3PA	PCT.	FTM	FTA	PCT.	REB-AVG.	PF-DQ	TP-AVG.	AS	TO	BK	ST	MIN
2004-05	35	116	261	.444	9	27	.333	60	99	.606	190-5.4	90-3	301-8.6	110	80	21	64	905
2005-06	29	102	244	.418	9	38	.237	73	98	.745	155-5.3	72-1	286-9.9	113	79	14	91	802
TOTALS	64	218	505	.432	18	65	.277	133	197	.675	345-5.4	162-4	587-9.2	223	159	35	155	1707

MEET THE LADY VOLS / #3 CANDACE PARKER



3

CANDACE PARKER

SOPHOMORE • 6'4" • FORWARD/CENTER/GUARD
NAPERVILLE, ILLINOIS • NAPERVILLE CENTRAL H.S.

AT TENNESSEE

In the Tennessee Record Books...

- Eighth in All-Time Career Field Goal Percentage (.552)
- 13th in All-Time Career Blocks (86)
- Second in All-Time Single-Season Blocks (86)
- First in All-Time Single-Season Free Throws Attempted (218) and third in free throws made (159)
- Second in Freshman Season Points (622) and second in scoring average (17.3 ppg)
- Fourth in Freshman Season Rebounds (298) and third in rebounding average (8.3 rpg)
- Second All-Time Freshman Single Game Free Throws Made, (11 vs. Rutgers 3/26/06)
- First All-Time Freshman Single Game Blocks, (7 vs. Michigan State, 11/24/05)
- Second All-Time Single Game Blocks, (7 vs. Michigan State, 11/24/05)
- Eighth All-Time Freshman Single Game Rebounds, (15 vs. Florida, 2/26/06)
- Second in All-Time Freshman Single Game Scoring (34 vs. Florida, 2/26/06)
- Third in All-Time Freshman Single Game Field Goals Made, (12 vs. Florida, 2/26/06)
- Third in total double-doubles by a freshman (10)

2005-06: Named a Kodak/WBCA All-American...Named a second team All-American by the Associated Press...Named to the NCAA Cleveland Regional All-Region Team...The only Lady Vol to start every game last season, she led the team in scoring 18 times and in rebounding 22 times...Through her first four career NCAA Tournament games, led all tournament participants in free throw attempts, ranked second in blocked shots and fifth in points scored...Finished her freshman season ranked second in points by a rookie and third in rebounds in the UT record books...Against Army, became the first female to dunk in an NCAA Tournament game and the first woman to dunk twice in any game...Nominated for the ESPY's GMC Professional Grade Play Award for her dunks...Named one of 18 finalists for the Wooden Award...Hit the game-winning shot in the SEC Championship game against LSU...Named the SEC Tournament MVP, just the second SEC Freshman of the Year to ever garner both awards...Earned a double-double in all three games against Georgia this year...Against Georgia in the semifinals of the SEC Tournament, she earned her 10th double-double of the season, which moved her past Tamika Catchings for third place in most double-doubles by a rookie...Named the SEC Freshman of the Year, a first-team All-SEC selection and an SEC All-Freshman Team choice by the coaches...The unanimous SEC Rookie of the Year according to the Associated Press...Also a second-team All-SEC selection in the media poll...Had a career-high 34 points and 15 rebounds against the Gators...On Feb. 20, Parker was named to the Naismith Award Midseason List, comprised of the nation's top-30 players...Charted her sixth double-double of the season with 19 points and 14 rebounds at Georgia, despite playing on a sprained left ankle...A finalist for the 2006 V Foundation Comeback Player of the Year Award...On Feb. 2, Parker was named to the Wooden Award Midseason Watch List...She was one of 20 collegiate women's basketball players in the country on the list and one of only two freshmen...Named the Philips Player of the Game on eight occasions (Georgia, LSU, Kentucky, Duke, Mississippi State, Georgia, Stanford and Stetson), the SEC Freshman of the Week four times (12/5, 12/19, 1/10 and 1/16), the SEC Player of the Week on Jan. 16, the Lady Vol Athlete of the Week twice (1/16, 1/28) and January's Lady Vol Athlete of the Month...Hampered by a hip flexor injury against Mississippi, Parker failed to either score in double figures or grab at least 10 rebounds in a game for the first and only time all season...Named the Lady Vol Athlete of the Week and the SEC Player and Freshman of the Week on Jan. 16 after back-to-back double-doubles in SEC play...Named to the Paradise Jam All-Tournament Team and garnered Most Valuable Player honors as well...Stuffed seven Michigan State attempts - the most ever by a Lady Vol freshman and the second most ever by a Lady Vol basketball player...Posted a double-double against Stetson in her first collegiate game (19 points, 10 rebounds)...Became just the 10th Lady Vol to start the first game of the year as a freshman...Earned SEC All-Academic honors.

2004-05: Candace joined teammate Alex Fuller as the first ever redshirt freshmen, after she missed the 2004-05 campaign to recover from a pair of surgeries in the off-season on Aug. 25

and Sept. 8, 2004...The latter surgery repaired both the lateral meniscus and the lateral articular cartilage in her left knee...Candace's ACL, from her prior surgery in July 2003, was in excellent condition...Earned a spot on the Lady Vol Honor Roll...Named to the SEC All-Academic Freshman Team.

HIGH SCHOOL: A product of Naperville, Ill., Parker came to Tennessee as perhaps the most decorated high school player in history and as only the second Lady Vol hailing from the state of Illinois (Carla McGhee)...The only two-time *USA TODAY* National Player of the Year (2003, 2004) helped Naperville Central H.S. to a 95-4 mark in the final 99 contests of her four-year prep career as well as to two Illinois AA state titles...Twice chosen as both the Naismith and Gatorade Prep Player of the Year (2003, 2004)...With her 2003 Naismith and Gatorade selections, became the only high school junior ever to win both women's awards...*Parade Magazine*, *Street & Smith's USA TODAY* and *Student Sports* First-Team All-American (2003, 2004)...McDonald's and Women's Basketball Coaches Association (WBCA) All-American (2004)...Participant in both the McDonald's and WBCA All-American games...Three-time Nike All-America (2002, 2003, 2004)...*Street & Smith's All-America* First Team (2002)...Became the first woman ever to win a slam-dunk contest, winning the 2004 PowerAde Jam Fest as part of McDonald's All-American Game festivities...*Parade* Second Team, *Student Sports* Second Team and *USA TODAY* Third Team All-America (2002)...*Street & Smith's Fourth-Team All-America* (2002) and honorable mention (2001)...*USA TODAY* and *Student Sports* Freshman All-America and *USA TODAY* Junior All-America...Three-time Illinois Miss Basketball and Gatorade Illinois State Player of the Year (2002, 2003, 2004)...*Chicago Tribune*, *Chicago Sun Times*, *Daily Herald*, *Naperville Sun* and *Champaign Gazette* Illinois State Player of the Year (2002, 2003, 2004)...Associated Press and Illinois Basketball Coaches Association (IBCA) All-State first team choice all four years of her prep career...*Chicago Sun Times*, *News-Gazette* and *Chicago Tribune* All State and All-Area Teams (2001-2004)...Compiled a school-record 2,768 points (22.9 ppg) and 1,592 rebounds (13.2 rpg), while starting 119 of the 121 games in which she played...Rated as the number one prospect and top high school senior according to the annual Blue Star Index (2004)...Registered high school career bests of 42 points, 35 rebounds, 12 blocks and 11 assists...Four-time Naperville Central H.S. Most Valuable Player...Became the first women's player to announce her NCAA women's basketball oral commitment live on ESPNNews...2004 Women's Sports Foundation High School Athlete of the Year.

NATIONAL/INTERNATIONAL: When selected to the USA Women's Senior National Team in September 2006, she became the youngest member of the squad since 1994...Guided Team USA to a bronze medal in Brazil, where she set a new American record for blocks in a tournament (14)...Led the USA Women's Senior National Team in points (18.0 ppg) and ranked second in rebounds (8.4 rpg) and earned a spot on the five-member All-Opals World Challenge Team in April 2006...Led the 2004 U.S. Women's Junior World Championship Qualifying Team to a gold medal in Puerto Rico with a 5-0 record...Led the USA team in points (16.6 ppg), rebounds (8.8 rpg) and registered team highs in assists (24), steals (17) and blocked shots (12)...Was a member of the 2003 USA Basketball Youth Development Festival North Team and averaged 15.8 ppg, 10.8 rpg, 2.0 apg and 2.3 bpg to complete the event ranked No. 3 in scoring, No. 2 in rebounding and No. 1 in blocked shots...Finished fourth at the AAU national championship in 2000 with her Jaguars team after winning state and regional titles...Two-time AAU Deep South Classic Most Valuable Player...Played AAU events in Florida, Louisiana and Missouri...Participated in the 2001 and 2002 Reze International Basketball Tournament for Girls in Nante, France...Selected as the tournament MVP in 2001 and twice named to the event's all-tournament squad.

PERSONAL: Candace is currently pursuing a major in sport management...Named to Naperville Central's High Honor Roll during every high school semester...Worked with community service organizations such as D.A.R.E., Loaves & Fishes and the Ronald McDonald House...Lists former Lady Vol and current Indiana Fever (WNBA) All-Star Tamika Catchings as the player she has modeled herself after...Hopes to one day become a television broadcaster/announcer and lists ABC's Robin Roberts and media mogul Oprah Winfrey as celebrities she admires...Has two brothers, Anthony, 31, and Marcus, 28...Candace Nicole Parker was born on April 19, 1986, in St. Louis, Mo...Her parents are Larry Parker and Sara Parker.

Career Highs

Points: 34 vs. Florida (2-26-06)
Rebounds: 15 vs. Florida (2-26-06)
Assists: 7 vs. Army (3-19-06)
Steals: 4 vs. Vanderbilt (1-19-06)*
Blocks: 7 vs. Michigan State (11-24-05)
Field Goals: 12 vs. Florida (2-26-06)
Three-pointers: 1 vs. LSU (3-5-06)*
Free Throws: 11 vs. Rutgers (3-26-06)
Minutes: 41 vs. Florida (2-26-06)

2005-06 Season Highs

Points: 34 vs. Florida (2-26-06)
Rebounds: 15 vs. Florida (2-26-06)
Assists: 7 vs. Army (3-19-06)
Steals: 4 vs. Vanderbilt (1-19-06)*
Blocks: 7 vs. Michigan State (11-24-05)
Field Goals: 12 vs. Florida (2-26-06)
Three-pointers: 1 vs. LSU (3-5-06)*
Free Throws: 11 vs. Rutgers (3-26-06)
Minutes: 41 vs. Florida (2-26-06)

Southeastern Conference Highs

Points: 34 vs. Florida (2-26-06)
Rebounds: 15 vs. Florida (2-26-06)
Assists: 5 vs. Auburn (3-3-06)*
Steals: 4 vs. Vanderbilt (1-19-06)
Blocks: 5 vs. Florida (2-26-06)*
Field Goals: 12 vs. Florida (2-26-06)
Three-pointers: 1 vs. LSU (3-5-06)
Free Throws: 10 vs. Florida (2-26-06)
Minutes: 41 vs. Florida (2-26-06)

NCAA Tournament Highs

Points: 29 vs. Rutgers (3-26-06)
Rebounds: 9 vs. North Carolina (3-28-06)
Assists: 7 vs. Army (3-19-06)
Steals: 2 vs. Army (3-19-06)
Blocks: 6 vs. Rutgers (3-26-06)
Field Goals: 11 vs. Army (3-19-06)
Three-pointers: 0
Free Throws: 11 vs. Rutgers (3-26-06)
Minutes: 39 vs. Rutgers (3-26-06)

*Indicates most recent high



PARKER · PARKER · PARKER · PARKER



PARKER'S 2005-06 GAME-BY-GAME STATISTICS


Opponent	Points	Rebounds	Assists	Blocks	Steals
*Stetson	19	10	2	2	3
*Chattanooga	14	9	3	1	0
*Michigan State	14	9	4	7	2
*Gonzaga	12	8	3	1	2
*Maryland	19	8	0	4	0
*Texas	17	14	1	3	3
*Stanford	21	12	2	1	3
*George Washington	14	8	2	0	3
*Louisiana Tech	18	7	3	3	4
*Princeton	8	10	5	2	1
*Temple	16	5	3	6	2
*Notre Dame	8	11	2	2	0
*Old Dominion	10	4	3	1	2
*South Carolina	10	9	1	1	1
*Connecticut	13	1	3	1	1
*Georgia	26	10	5	0	0
*Mississippi State	16	11	3	1	3
*Vanderbilt	14	5	3	3	4
*Duke	17	5	5	3	2
*Kentucky	25	9	3	3	1
*Alabama	15	1	4	1	0
*Mississippi	7	4	2	1	0
*Arkansas	18	8	1	0	3
*Louisiana State	23	9	2	4	1
*Vanderbilt	19	6	1	2	1
*Georgia	19	14	3	5	1
*Alabama	12	8	3	4	2
*Auburn	11	13	5	1	3
*Florida	34	15	3	5	2
*Auburn	17	12	5	0	0
*Georgia	26	12	3	2	1
*Louisiana State	20	6	3	1	1
*Army	26	5	7	4	2
*George Washington	15	6	1	3	1
*Rutgers	29	5	1	6	0
*North Carolina	20	9	3	2	1

*indicates games started

CAREER TOTALS FOR PARKER

YEAR	G	FGM	FGA	PCT.	3PM	3PA	PCT.	FTM	FTA	PCT.	REB-AVG.	PF-DQ	TP-AVG.	AS	TO	BK	ST	MIN
2005-06	36	230	417	.552	3	12	.250	159	218	.729	298-8.3	73-1	622-17.3	103	82	86	56	1126
TOTALS	36	230	417	.552	3	12	.250	159	218	.729	298-8.3	73-1	622-17.3	103	82	86	56	1126





13

DOMINIQUE REDDING

SENIOR • 6'1" • FORWARD
CLEARWATER, FLORIDA • CLEARWATER H.S.

Career Highs

Points: 12 vs. Princeton (12-20-05)
Rebounds: 8 vs. Mississippi (2-6-06)
Assists: 7 vs. Florida (2-26-06)
Steals: 2 vs. Gonzaga (11-25-05)*
Blocks: 1 vs. Army (3-19-06)*
Field Goals: 5 vs. Princeton (12-20-05)*
Three-pointers: 2 vs. Georgia (3-4-06)*
Free Throws: 6 vs. Alabama (2-27-05)*
Minutes: 22 vs. Vanderbilt (1-19-06)*

2005-06 Season Highs

Points: 12 vs. Princeton (12-20-05)
Rebounds: 4 vs. Vanderbilt (1-19-06)
Assists: 7 vs. Florida (2-26-06)
Steals: 2 vs. Gonzaga (11-25-05)
Blocks: 1 vs. Army (3-19-06)*
Field Goals: 5 vs. Princeton (12-20-05)
Three-pointers: 2 vs. Georgia (3-4-06)*
Free Throws: 2 vs. Auburn (3-3-06)
Minutes: 22 vs. Vanderbilt (1-19-06)

Southeastern Conference Highs

Points: 11 vs. Mississippi (2-6-05)
Rebounds: 8 vs. Mississippi (2-6-05)
Assists: 7 vs. Florida (2-26-06)
Steals: 2 vs. South Carolina (2-17-05)*
Blocks: 1 vs. LSU (2-9-06)*
Field Goals: 5 vs. Mississippi (2-6-05)
Three-pointers: 2 vs. Georgia (3-4-06)*
Free Throws: 6 vs. Alabama (2-27-05)*
Minutes: 22 vs. Vanderbilt (1-19-06)*

NCAA Tournament Highs

Points: 9 vs. Western Carolina (3-20-05)
Rebounds: 5 vs. Western Carolina (3-20-05)
Assists: 1 vs. Army (3-19-06)
Steals: 0
Blocks: 1 vs. Army (3-19-06)
Field Goals: 4 vs. Western Carolina (3-20-05)
Three-pointers: 1 vs. Western Carolina (3-20-05)
Free Throws: 3 vs. George Washington (3-21-06)
Minutes: 19 vs. Western Carolina (3-20-05)

* Indicates most recent high

TENNESSEE 2005-06: Scored a much needed seven points against the Georgia Lady Bulldogs in the SEC semifinals...Her two three-pointers against Georgia gave her 36 career threes, tying her for 19th place on the all-time Lady Vol record book...Dished out a career-high seven assists against the Gators in the regular season finale...Earned her first career start in the Feb. 12 game against Vanderbilt...Scored six points and contributed five assists against Alabama in just 16 minutes of action...Came off the bench for seven points and a season-high four rebounds against Vanderbilt on Jan. 19...Added one assist and a steal in 22 minutes of action against the Commodores...Sank two crucial three-pointers against Notre Dame...Scored a career-high 12 points against Princeton on 5-of-7 shooting...Added two assists against the Tigers...Went 4-of-7 from the field for eight points in 11 minutes against Texas...Dished three assists and tied a career-high with two steals in the Lady Vols' win over Gonzaga...Connected on three of her five attempts from the field, including two three-pointers against Michigan State...Came off the bench for eight points, one steal and two rebounds in the season opener against Stetson.

2004-05: Shot 81.6 percent from the free throw line, missing on only seven attempts all season...Played in 31 games...Posted solid numbers in the NCAA Tournament opening-round triumph over Western Carolina, totaling nine points and five rebounds...Provided a spark off the bench in the win against top-ranked LSU in the SEC Tournament championship game, totaling seven points (on 3-of-3 shooting) in just eight minutes of action...Averaged 8.3 ppg during the last four regular-season contests...Falling just short of a double-double, Redding earned career highs in points (11), rebounds (eight) and assists (two) in the triumph versus Mississippi...Playing in her home state of Florida, she totaled seven points and swiped a career-high two steals in the overtime victory against the Gators.

2003-04: As a rookie, Dominique played in 30 games and averaged 1.9 ppg and 0.9 rpg...Logged 173 minutes during the season...Saw action in four of UT's six NCAA playoff games and tallied a career-high four rebounds against Colgate...Had the knack for connecting on some big three-pointers as a frosh...Hit her only shot, a momentum changing three-pointer late in the first half, in UT's upset win over #1 Duke...Connected on a pivotal three-pointer and helped to ignite a Lady Vol 13-2 run to force overtime in the victory over #6/5 Stanford on the road...Nailed a three-pointer against #10/11 Louisiana Tech for her first collegiate career trey...Was instant offense versus DePaul in the overtime win, scoring six points in five minutes...Recorded a career-high seven points in six minutes in the win over #19 TCU...An excellent student, Dominique was named to the Dean's List at UT, as well as earning a spot on the 2004 SEC Freshman Academic Honor Roll.

HIGH SCHOOL: One of the nation's heralded recruits in 2003, Dominique garnered numerous


accolades during her career at Clearwater H.S...Earned invitations to participate in the Women's Basketball Coaches Association (WBCA) High School All-America Game and the McDonald's All-America East-West contest following her senior season...Named to the 2002 adidas National Top-10 List...Earned honorable mention All-America accolades by *Street and Smith* her junior season...Selected first-team all-state following her sophomore, junior and senior seasons...Collected her county's player of the year award on three occasions...Named All-Suncoast Conference in each of her four seasons...Recipient of the Henry Deck Pinellas County Senior Female Athlete of the Year Award...Twice named the Hooters Classic Most Valuable Player...Awarded Christmas Holiday Tournament MVP honors as a freshman...Also earned Clearwater H.S. Most Valuable Player distinction all four years...Helped C.H.S. to 113-21 mark during her prep career, during which the Tornados made it to the State Final Four three times and finished runners-up once...Her squad also captured district titles all four years and conference championships three times...Finished career as the school's all-time leading scorer with 2,648 points...Holds school records for points in a season (732) and career double-doubles (49)...Her final prep totals also include 1,096 rebounds, 141 assists and 227 blocks...Career averages of 19.8 ppg and 8.2 rpg.

NATIONAL/INTERNATIONAL: Dominique was invited to the 2002 USA Basketball Women's Youth Development Festival, where her team earned the silver medal...She played AAU basketball with the Clearwater Green Wave between 1996-2001...Named to the all-tournament team at the 2001 AAU National Championships, while helping her team to a ninth-place finish...Led the club to six consecutive Florida state championships and was the team's leading scorer every year...The team never lost to another Florida team in its age division during the successful run...The Green Wave was nationally ranked in five of the six years she competed...The 16-under team finished second in the 48-team division at the Deep South Classic, a nationally competitive tournament in North Carolina...Collected MVP honors while at the 10-under and 11-under AAU state championships...Received her first recruiting letter at age 10 after her team claimed ninth place at the 1996 AAU National Championships in Ogden, Utah.

PERSONAL: Dominique is currently pursuing a degree in sociology...A member of the UT Dean's List and SEC Academic Honor Roll...Excelled in the classroom at Clearwater High School, as she was a member of the honor roll each semester all four years...In her spare time, she enjoys fishing, swimming and watching movies...Cites her biggest basketball-related thrill as signing with the Lady Vols...Has one brother, Leman, 35, and three sisters, Felecia, 33, Aquila, 32, and Barbara, 30...Dominique Zerica Redding was born on Feb. 10, 1985, in Clearwater, Fla...Her mother is Mary Adams and her grandmother is Trudy Cloud.



REDDING · REDDING · REDDING · REDDING



REDDING'S 2005-06 GAME-BY-GAME STATISTICS

Opponent	Points	Rebounds	Assists	Blocks	Steals
Stetson	8	2	0	0	1
Chattanooga	7	3	0	0	0
Michigan State	8	0	1	0	0
Gonzaga	5	3	3	0	2
Maryland	0	1	0	0	0
Texas	8	0	0	0	0
Stanford	2	0	0	0	0
George Washington	0	0	0	0	1
Louisiana Tech	0	2	0	0	0
Princeton	12	1	2	0	0
Temple	2	2	2	0	1
Notre Dame	6	2	1	0	1
Old Dominion	0	1	0	0	0
South Carolina	3	1	0	0	0
Connecticut	7	2	0	0	0
Georgia	7	2	2	0	1
Mississippi State	2	1	0	0	0
Vanderbilt	7	4	1	0	1
Duke	0	1	0	0	1
Kentucky	1	0	0	0	0
Alabama	6	1	5	0	0
Mississippi	0	0	0	0	0
Arkansas	2	2	0	0	1
Louisiana State	6	2	1	1	0
*Vanderbilt	4	0	3	0	0
*Georgia	0	1	0	0	0
Alabama	0	0	0	0	0
Auburn	8	1	0	0	1
Florida	3	0	7	0	0
Auburn	2	1	2	0	0
Georgia	7	2	1	0	1
Louisiana State	0	2	1	0	0
Army	6	3	1	1	0
George Washington	3	2	0	0	0
Rutgers	0	1	0	0	0
North Carolina	0	0	0	0	0

*indicates games started

REDDING'S 2004-05 GAME-BY-GAME STATISTICS

Opponent	Points	Rebounds	Assists	Blocks	Steals
Chattanooga	5	4	0	0	0
N.C. State	0	2	1	0	0
George Washington	4	2	1	0	0
Texas	3	0	0	0	0
Temple	2	0	0	0	0
DePaul	5	1	2	0	0
Louisiana Tech	2	2	0	0	0
TCU	4	1	0	0	0
Stanford	6	4	1	0	0
Rutgers	0	0	0	0	0
Old Dominion	7	1	0	0	0
Connecticut	0	0	0	0	0
Arkansas	10	1	0	0	1
Vanderbilt	2	1	1	1	0
Kentucky	5	2	1	1	0
Georgia	0	2	0	0	0
Florida	7	2	0	0	2
Mississippi	11	8	2	0	0
Louisiana State	0	0	0	0	0
Vanderbilt	0	0	0	0	0
South Carolina	9	2	1	0	2
Arkansas	8	1	0	0	0
Mississippi State	8	2	1	1	0
Alabama	8	5	1	0	0
Auburn	0	0	0	0	1
Vanderbilt	0	0	0	0	0
Louisiana State	7	1	0	0	0
Western Carolina	9	5	0	0	0
Purdue	0	0	0	0	0
Texas Tech	2	0	0	0	0
Rutgers	0	0	0	0	0

REDDING'S 2003-04 GAME-BY-GAME STATISTICS

Opponent	Points	Rebounds	Assists	Blocks	Steals
Chattanooga	2	3	0	0	0
Notre Dame	4	4	1	0	0
Louisiana Tech	3	0	0	0	0
Stanford	3	1	1	0	0
DePaul	6	1	0	0	0
Oklahoma	0	0	0	0	0
Texas	0	1	0	0	0
George Washington	2	0	0	0	0
TCU	7	0	0	0	0
Old Dominion	4	1	0	1	0
Arkansas	3	3	1	0	0
South Carolina	0	1	0	0	0
Alabama	2	0	0	0	0
Vanderbilt	4	0	2	0	0
Duke	3	0	0	0	0
Kentucky	0	0	0	0	0
Auburn	0	0	0	0	0
Connecticut	0	0	0	0	0
South Carolina	2	3	0	0	0
Vanderbilt	0	0	0	0	0
Florida	0	0	0	0	0
Mississippi	0	0	0	0	0
Arkansas	2	3	0	0	0
Louisiana State	3	0	0	0	1
Mississippi State	0	1	0	0	0
Georgia	0	0	0	0	0
Colgate	6	4	0	0	0
DePaul	0	0	0	0	0
Louisiana State	0	0	0	0	0
Connecticut	0	0	1	0	0

CAREER TOTALS FOR REDDING

YEAR	G	FGM	FGA	PCT.	3PM	3PA	PCT.	FTM	FTA	PCT.	REB-AVG.	PF-DQ	TP-AVG.	AS	TO	BK	ST	MIN
2003-04	30	24	56	.429	6	18	.333	2	4	.500	26-0.9	17-0	56-1.9	6	17	1	1	173
2004-05	31	42	102	.412	9	26	.346	31	38	.816	49-1.6	32-0	124-4.0	12	29	3	6	325
2005-06	36	51	141	.362	21	70	.300	9	15	.600	46-1.3	39-0	132-3.7	33	39	2	12	409
TOTALS	97	117	299	.391	36	114	.316	42	57	.737	121-1.2	88-0	312-3.2	51	85	6	19	907



MEET THE LADY VOLS / #1 SIDNEY SPENCER



1

SIDNEY SPENCER

SENIOR • 6'3" • FORWARD
HOOVER, ALABAMA • HOOVER H.S.

Career Highs

Points: 21 vs. LSU (3-5-06)*
Rebounds: 9 vs. DePaul (3-22-04)*
Assists: 7 vs. Rutgers (3-26-06)
Steals: 3 vs. Rutgers (3-26-06)*
Blocks: 2 vs. Florida (2-3-05)*
Field Goals: 8 vs. LSU (3-5-06)
Three-pointers: 5 vs. LSU (3-5-06)*
Free Throws: 9 vs. Florida (2-3-05)
Minutes: 39 vs. Florida (2-26-06)

2005-06 Season Highs

Points: 21 vs. LSU (3-5-06)*
Rebounds: 8 vs. LSU (3-5-06)
Assists: 7 vs. Rutgers (3-26-06)
Steals: 3 vs. Rutgers (3-26-06)
Blocks: 1 vs. Army (3-19-06)*
Field Goals: 8 vs. LSU (3-5-06)*
Three-pointers: 5 vs. LSU (3-5-06)*
Free Throws: 4 vs. Connecticut (1-7-06)*
Minutes: 39 vs. Florida (2-26-06)

Southeastern Conference Highs

Points: 21 vs. LSU (3-5-06)
Rebounds: 9 vs. Auburn (2-1-04)
Assists: 4 vs. Alabama (2-19-06)
Steals: 3 vs. Vanderbilt (1-22-04)
Blocks: 2 vs. Florida (2-3-05)*
Field Goals: 8 vs. LSU (3-5-06)
Three-pointers: 5 vs. LSU (3-5-06)
Free Throws: 9 vs. Florida (2-3-05)
Minutes: 39 vs. Florida (2-26-06)

NCAA Tournament Highs

Points: 13 vs. North Carolina (3-28-06)
Rebounds: 9 vs. DePaul (3-22-04)*
Assists: 7 vs. Rutgers (3-26-06)
Steals: 3 vs. Rutgers (3-26-06)
Blocks: 1 vs. North Carolina (3-28-06)*
Field Goals: 6 vs. North Carolina (3-28-06)
Three-pointers: 2 vs. George Washington (3-21-06)
Free Throws: 4 vs. DePaul (3-22-04)
Minutes: 34 vs. Rutgers (3-26-06)

* Indicates most recent high

TENNESSEE 2005-06: Offered a career-high seven assists against Rutgers to help UT advance to its fifth straight Elite Eight...Hit all of her first half three-point attempts (4) and finished with a career-high tying 21 points in the SEC Championship game against LSU...Chosen to the SEC All-Tournament Team after averaging 13.0 ppg in the three contests...Shot 69 percent from beyond the arc in the SEC Tournament...Left the Arkansas game with a hyper-extended knee, the same knee she had surgically repaired last season, but returned to practice the next day healthy and ready to go...Named the Phillips Player of the Game for her efforts against Mississippi after she recorded an SEC career-high 18 points and a then-season-high seven rebounds against the Lady Rebels...Against Mississippi State she scored in double figures for the third consecutive game for the first time in her career...Recorded her best career back-to-back performances against Connecticut (21 points, 6 rebounds) and Georgia (17 points, 3 rebounds)...Garnered Lady Vol Athlete of the Week honors on Jan. 9 for her efforts against ODU, South Carolina and Connecticut...Named the Phillips Player of the Game after a career-high 21-point performance against Connecticut...Was perfect (5-5) from beyond the arc and from the line (4-4)...Her five three pointers tie for the most ever in a game by a Lady Vol junior...Added six rebounds, two assists and a block against the Huskies...Started for the first time this season against Temple...Gave Tennessee its first lead against George Washington...Finished that game with seven points...Provided a valuable 20 minutes against Stanford, during which she scored five points and grabbed two rebounds...Scored 12 points on 4-of-7 shooting from the field, including 2-for-2 from beyond the arc against the Longhorns...Grabbed four rebounds and added an assist against Texas...Made arguably the game-saving steal with two seconds remaining in the Lady Vol win over Maryland, then sank both free throws to finish with 13 points in the game...Came off the bench for 13 points in just 14 minutes of action against Stetson...Connected on three of her four three-point attempts against the Hatters...Named to the *ESPN The Magazine* Academic All-District IV Third Team...Earned SEC All-Academic honors for the third straight season.

2004-05: Missed much of the season after suffering a torn ACL in her right knee during practice on Feb. 23...Underwent surgery on March 14...Averaged 5.2 ppg and 4.0 rpg for her 25-game season...Shot 80 percent from the free throw line...Started the first 11 games of the season and 13 games overall...Was a key part of the overtime win at Florida, totaling a season-high 11 points to go along with seven rebounds and a career-high two blocks...She went 9-of-9 from the free throw line against the Gators, one of seven games where she was perfect from the line...Nearly posted her first career double-double with a season-high 11 points and eight rebounds in the win against DePaul...Had a solid all-around effort in the victory at N.C. State, totaling eight points, four rebounds, a career-high four assists and two steals in 19 minutes of play...Earned her first career start in the win at Chattanooga, totaling six points, seven rebounds and a block...Earned Dean's List honors after recording a 3.64 GPA in sport management during the fall...Earned a spot on the Lady Vol Honor Roll...Named to the SEC All-Academic Team.

2003-04: As a rookie, Sidney helped solidify the Lady Vols' interior presence both offensively and defensively with her athleticism and imposing size...Played in all 35 games and averaged 5.5 ppg and 3.5 rpg...Logged 16.8 minutes per contest as one of the Lady Vols' top reserves...Tallied double-figure scoring in six games, including a career-high 14 points versus Auburn...Regis-

tered a career-high nine rebounds on three occasions, including Auburn and back-to-back games in the NCAA Tournament against Colgate and DePaul...Narrowly missed three career double-doubles in those games...Two of Sidney's best all-around outings came in big contests for the rookie...Grabbed five timely rebounds and claimed two steals in the upset win over top-ranked Duke...Helped to hold off Georgia in the regular season with eight points and five rebounds in just 12 minutes of action...Solid in SEC play, Sidney recorded 7.7 ppg, 3.5 rpg while connecting on 51% of her field goal tries and 80% of her charity tosses against the conference foes...Became the 19th Lady Vol all-time to be named to the prestigious All-SEC Freshman Team...Earned UT Dean's List honors every semester and was selected to the All-SEC Academic Team.

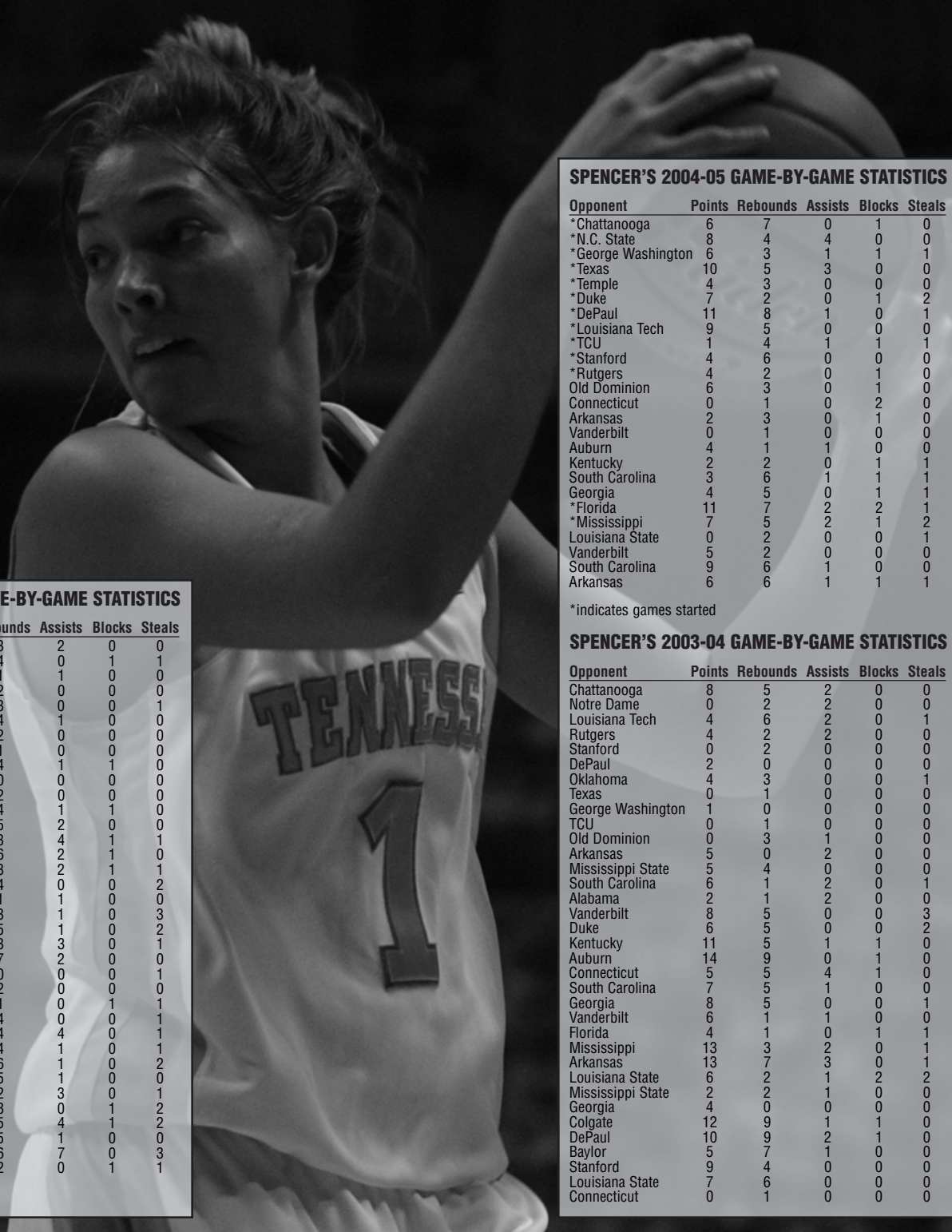
HIGH SCHOOL: A product of Hoover, Ala., Sidney joined the Lady Vols after an award-laden prep career...Nicknamed the "Big Show" by her teammates and friends, she was selected as a 2003 adidas All-American...Honored as 2003 "Miss Basketball" by the Alabama Sports Writers Association (ASWA)...Chosen as the ASWA 6A Player of the Year in 2003 for the second-consecutive season...Also selected as the Gatorade Alabama Player of the Year her senior year...Named all-state in 2002 and 2003...Member of the state's Final Four All-Tournament Team in '03...Earned Most Valuable Player Honors in the Alabama-Mississippi All-Star Basketball Game following her 17-point, 14-rebound effort...Picked the No. 1 Super Senior by the *Birmingham News*...Led Hoover to a 32-3 mark en route to a state runner-up finish her senior season...Recognized by *Street and Smith's Magazine* as an honorable mention All-American in 2002...Recipient of player of the year awards from the *Birmingham News*, *Birmingham Post-Herald* and *Over-The-Mountain* following the '02 season...Was named state finals most valuable player as a sophomore after leading her team to a 32-3 record and a state championship...Also during the highly successful 2001 campaign, she was named to the state finals all-tournament team, the Northeast Regional All-Tournament team and the *Birmingham News* 6A All-Metro team...Concluded her high school career by establishing Hoover H.S. records with 1,743 points, 1,098 rebounds and 304 blocks...Also compiled 255 career steals...Averaged a career double-double (16.3 ppg and 10.3 rpg)...In addition to basketball, Sidney earned two letters with the volleyball team and served as captain one season.

NATIONAL/INTERNATIONAL: Sidney played AAU basketball with the Alabama Roadrunners and was coached by Gerard Johnson...Named as an 18-Under AAU National All-American in 2003...Helped lead her club to a fourth-place finish in the 2003 AAU National Championships.

PERSONAL: Sidney is an honors student in sport management...Named to the 2002 All-State Academic Team...Member of Mu Alpha Theta Math Honor Society, the National Honor Society, the French National Honor Society and Student-Athletes Against Tobacco (SAAT)...Also served as a peer helper at H.H.S...Cites former Lady Vol Tamika Catchings as the athlete whom she looks up to...In her spare time, she enjoys community service, spending time with friends and watching basketball on television...Sidney is also very involved in church youth groups, is an SAAC Representative and a member of the FCA Leadership team...She dreams of doing sports mission trips in Israel and Africa...Has two brothers, Brad, 27, and Scott, 25...Sidney Lynn Spencer was born on March 7, 1985, in Hoover, Ala...Her parents are Stephen and Janice Spencer.



SPENCER · SPENCER · SPENCER · SPENCER



SPENCER'S 2005-06 GAME-BY-GAME STATISTICS

Opponent	Points	Rebounds	Assists	Blocks	Steals
Stetson	13	3	2	0	0
Chattanooga	6	4	0	1	1
Michigan State	4	1	1	0	0
Gonzaga	2	2	0	0	0
Maryland	13	3	0	0	1
Texas	12	4	1	0	0
Stanford	5	2	0	0	0
George Washington	7	1	0	0	0
Louisiana Tech	0	4	1	1	0
Princeton	11	0	0	0	0
*Temple	2	2	0	0	0
*Notre Dame	8	4	1	1	0
*Old Dominion	9	5	2	0	0
*South Carolina	8	3	4	1	1
*Connecticut	21	6	2	1	0
*Georgia	17	3	2	1	1
*Mississippi State	14	4	0	0	2
*Vanderbilt	10	1	1	0	0
*Duke	11	3	1	0	3
*Kentucky	9	5	1	0	2
Alabama	4	3	3	0	1
Mississippi	18	7	2	0	0
Arkansas	0	0	0	0	1
*Louisiana State	5	2	0	0	0
*Vanderbilt	11	1	0	1	1
*Georgia	8	4	0	0	1
*Alabama	11	4	4	0	1
*Auburn	18	4	1	0	1
*Florida	11	6	1	0	2
*Auburn	8	5	1	0	0
*Georgia	10	2	3	0	1
*Louisiana State	21	8	0	1	2
*Army	6	5	4	1	2
*George Washington	12	5	1	0	0
*Rutgers	0	6	7	0	3
*North Carolina	13	2	0	1	1

*indicates games started

SPENCER'S 2004-05 GAME-BY-GAME STATISTICS

Opponent	Points	Rebounds	Assists	Blocks	Steals
*Chattanooga	6	7	0	1	0
*N.C. State	8	4	4	0	0
*George Washington	6	3	1	1	1
*Texas	10	5	3	0	0
*Temple	4	3	0	0	0
*Duke	7	2	0	1	2
*DePaul	11	8	1	0	1
*Louisiana Tech	9	5	0	0	0
*TCU	1	4	1	1	1
*Stanford	4	6	0	0	0
*Rutgers	4	2	0	1	0
Old Dominion	6	3	0	1	0
Connecticut	0	1	0	2	0
Arkansas	2	3	0	1	0
Vanderbilt	0	1	0	0	0
Auburn	4	1	1	0	0
Kentucky	2	2	0	1	1
South Carolina	3	6	1	1	1
Georgia	4	5	0	1	1
*Florida	11	7	2	2	1
*Mississippi	7	5	2	1	2
Louisiana State	0	2	0	0	1
Vanderbilt	5	2	0	0	0
South Carolina	9	6	1	0	0
Arkansas	6	6	1	1	1

*indicates games started

SPENCER'S 2003-04 GAME-BY-GAME STATISTICS

Opponent	Points	Rebounds	Assists	Blocks	Steals
Chattanooga	8	5	2	0	0
Notre Dame	0	2	2	0	0
Louisiana Tech	4	6	2	0	1
Rutgers	4	2	2	0	0
Stanford	0	2	0	0	0
DePaul	2	0	0	0	0
Oklahoma	4	3	0	0	1
Texas	0	1	0	0	0
George Washington	1	0	0	0	0
TCU	0	1	0	0	0
Old Dominion	0	3	1	0	0
Arkansas	5	0	2	0	0
Mississippi State	5	4	0	0	0
South Carolina	6	1	2	0	1
Alabama	2	1	2	0	0
Vanderbilt	8	5	0	0	3
Duke	6	5	0	0	2
Kentucky	11	5	1	1	0
Auburn	14	9	0	1	0
Connecticut	5	5	4	1	0
South Carolina	7	5	1	0	0
Georgia	8	5	0	0	1
Vanderbilt	6	1	1	0	0
Florida	4	1	0	1	1
Mississippi	13	3	2	0	1
Arkansas	13	7	3	0	1
Louisiana State	6	2	1	2	2
Mississippi State	2	2	1	0	0
Georgia	4	0	0	0	0
Colgate	12	9	1	1	0
DePaul	10	9	2	1	0
Baylor	5	7	1	0	0
Stanford	9	4	0	0	0
Louisiana State	7	6	0	0	0
Connecticut	0	1	0	0	0

CAREER TOTALS FOR SPENCER

YEAR	G	FGM	FGA	PCT.	3PM	3PA	PCT.	FTM	FTA	PCT.	REB-AVG.	PF-DQ	TP-AVG.	AS	TO	BK	ST	MIN
2003-04	35	68	156	.436	11	38	.289	44	56	.786	122-3.5	85-1	191-5.5	33	40	8	14	589
2004-05	25	47	120	.392	7	20	.350	28	35	.800	99-4.0	46-2	129-5.2	18	28	16	15	469
2005-06	36	124	271	.458	53	122	.434	37	40	.925	124-3.4	75-2	338-9.4	46	46	10	28	915
TOTALS	96	239	547	.437	71	180	.394	109	131	.832	345-3.6	206-5	658-6.9	97	114	34	57	1973





33



ALBERTA AUGUSTE

**JUNIOR • 5'11" • GUARD/FORWARD • MARRERO, LOUISIANA
JOHN EHRET H.S./CENTRAL FLORIDA C.C.**

JUNIOR COLLEGE 2004-06: A versatile player who lined up at the two, three and four positions...She was a high scoring forward standout at Central Florida Community College (Ocala, Fla.) for the past two seasons...In 2006, she was the nation's second leading scorer in the NJCAA ranks, posting 23.6 ppg...In 27 games, she scored 639 points, including 45 buckets from beyond the three-point arc...Equally impressive, she was third in the nation in steals, registering 5.03 thefts per game (136 total)...She was second on her team in rebounding with 7.96 rpg...In her second season with the Patriots, she led CFCC to a 20-10 overall record and a 9-3 mark in conference play...Alberta, who goes by the nickname "Bird," led her team in scoring 18 times and in rebounding seven times...She tossed in 38 points and grabbed 14 rebounds versus Okaloosa-Walton C.C. on Nov. 26, 2005...Later in the season, in back-to-back games, she grabbed 14 rebounds against Broward and Indian River...She was named to the 2006 Women's Basketball Coaches Association (WBCA) Junior/Community College Kodak All-America team...She led the Patriots to the 2006 Mid-Florida Conference Championship runner-up spot while earning Conference Player of the Year honors...In her rookie season, she helped CFCC to a 24-6 overall record and the Mid-Florida Championship with an 11-1 slate...In August 2006, she was named the Florida Community College Athletic Association (FCCAA) Female Athlete of the Year...Along with fellow signee Shannon Bobbitt, the duo becomes the first Lady Vol junior college signees since 1977, when 5-11 forward Zandra Montgomery transferred from Cleveland State (Tenn.) Community College and played for UT from 1977-79.


HIGH SCHOOL: A native of Marrero, La., she was an outstanding prepster at John Ehret High School...Originally signed with West Virginia out of high school...In 2003-04, Alberta was ranked as the

42nd-best player in the country and eighth-best wing-forward by *All-Star Girl's Report*...The National Roundball Classic rated her as the 44th best player in the country...As a senior, she averaged 16.8 ppg, 5.1 rpg, 7.7 apg and 4.9 blocks... Alberta was named first-team all-state, all-metro and Parish Player of the Year... As a junior at Ehret, she averaged 14.0 points, 7.5 assists, 5.0 blocks and 4.0 rebounds per game while helping the Patriots to a 25-9 record in 2002-03 and a second-round appearance in the state playoffs...She was named to the Class 5A all-state honorable mention team as a junior and was selected as the Parish Player of the Year...Alberta was also the 2001-02 All-Parish Player of the Year, all-district first team and All-district Player of the Year...As a freshman and sophomore, she was a second-team all-state performer in 2001 and 2002...In July 2006, an ESPY award was presented to the basketball teams at Ehret H.S. by actor Matthew McConaughey for special recognition in "overcoming great obstacles to achieve sports excellence."

NATIONAL/INTERNATIONAL: Played AAU basketball for the Louisiana Storm...In 2003, she helped her team to a fourth place finish at the national championships in Orlando, Fla.

PERSONAL: Alberta received her associate degree in physical therapy and graduated from Central Florida in August 2006...She is majoring in psychology at Tennessee...Chose to play for the Lady Vols because "I have a passion for playing at a high intensity level and wanted to play against the best"...Would like to play in the WNBA...Says her biggest sports influence is former Lady Vol and WNBA star Tamika Catchings because of the intensity in her game...Has five siblings including: Delia, 33; Adrianna, 32; Alicia, 29; Al, 28; and Annell, 25...Alberta Auguste was born on June 2, 1985, in New Orleans, La....Her parents are Albert and Cecilia Auguste.





00



SHANNON BOBBITT

JUNIOR • 5'2" • GUARD • MANHATTAN, NEW YORK
MURRY BERGTRAUM H.S./TRINITY VALLEY (TEXAS) C.C.

JUNIOR COLLEGE 2004-06: The play-making guard starred at Trinity Valley Community College (Athens, Texas) for the past two seasons...In 2006, she led the Trinity Valley Cardinals to the NJCAA National Tournament and the 2006 Region XIV Championship with a 30-2 record overall and 18-0 mark in conference play...She was the 2006 Women's Basketball Coaches Association (WBCA) Junior/Community College Player of the Year...Also earned Kodak All-America honors... During the 2005-06 season, Shannon handed out 211 assists to rank third in the nation in assists (7.53 apg) and broke the 22-year old school record at Trinity Valley for her career in that category...Dropped in 16.4 ppg...Earned a ranking of 27th in the nation in free throw percentage, knocking in 82.5 percent of her tries (85-103)...This diminutive package of dynamite ranked 28th in the nation for steals with 91 on the season (3.25 spg)...Shannon, along with fellow signee Alberta Auguste, become the first Lady Vol junior college signees since 1977 when 5-11 forward Zandra Montgomery transferred from Cleveland State (Tenn.) Community College and played for UT from 1977-79...Is the shortest scholarship player ever signed by Lady Vol basketball.

HIGH SCHOOL: A native of Manhattan, she was an outstanding prepster at Murry Bergtraum H.S. in New York, where she helped to lead her team to two straight PSAL and State Federation titles...Averaged 13 points and eight assists per game as a prepster...Also starred at St. Raymond's before transferring to MBHS

...As a tenth grader at St. Raymond's, she was ranked as the second best player in the city behind Lady Vol Nicky Anosike, who attended St. Peter's...As a junior, she was a member of the Murry Bergtraum Lady Blazer squad that finished at 30-0 and lay claim as the national high school champions...During her senior season, MBHS was 29-1 and finished third in the nation...Named second-team all-state as a junior and first-team all-state as a senior...Won the Federation Class AA championship in 2003 and 2004...MBHS also claimed consecutive PSAL titles during her tenure...Was named to the NIKE Top 100 list...adidas All-American...Finalist for the 2004 McDonald's All-America team.

PERSONAL: Shannon received her associate degree and graduated from Trinity Valley in June 2006...She is majoring in psychology at Tennessee...Would like to become a nurse...Her long range basketball goal is to become the Most Valuable Player in the WNBA...Has never patterned her game after any one player but takes bits and pieces from a number of players to form her own style of play...Lives by the motto, "play as if God is my only audience"...Enjoys shopping...Lists hearing the crowd cheer "when I do a dribble move and score" as her biggest thrill in sports...Seven siblings including: Anthony Jr., 28; Tyrone, 26; Stevie, 25; Eugene, 23; Shareese, 22; Christopher, 12; and the late Jennifer...Shannon Denise Bobbitt was born on Dec. 6, 1985, in the Bronx, N.Y....Her parents are Anthony and Linda Bobbitt.





10

ELIZABETH CURRY

SENIOR • 5'6" • GUARD
NEW VIRGINIA, IOWA • INTERSTATE 35 H.S.



NATIONAL/INTERNATIONAL EXPERIENCE: A member of a USA team at the People to People Sports Ambassadors that played in Italy during the summer of 2001...Team finished second behind Spain.

HIGH SCHOOL: Elizabeth was a four-year starter for Interstate 35 High School...Named all-conference during the 2002 season...Led the team in scoring nearly every game of her high school career...Scored a career-high 27 points against East Union during her junior year...An all-academic conference selection in basketball in 2002 and 2003 and an academic all-state selection in 2003...An all-conference second team selection in 2001 and 2003 and a first team pick in 2002 on the hardwood...Named to the Iowa Basketball Coaches Association Academic All-State Basketball Team in 2003...Named Miss Basketball by her team in 2001 and 2002...Named Miss Offense by her team in 2001 and 2002...Garnered the Hallmark Award in 2003...Earned varsity letters in 2000, 2001, 2002 and 2003 on the court...Also a starter in volleyball...An all-conference second team selection in volleyball in 2000...An all-academic conference selection in volleyball during the 2000 and 2001 seasons...Named to the Academic Iowa Girls High School Athletics

Team in 2000...Earned varsity letters in volleyball in 1999 and 2000...A sprinter on the state-qualifying sprint medley team...Earned all-conference in track in 2003...Picked up varsity letters in track in 2002 and 2003...Quite the student, Curry earned academic letters in 2000, 2001, 2002 and 2003 at Interstate 35 High School...Earned the "Best in the Class" award in 2003...Ranked in the top 10 percent of her class all four years of high school...Named valedictorian of her graduating class, leaving high school with a perfect 4.0 GPA...Picked up the President's Education Award in 1997, 1999 and 2003.

PERSONAL: An honors student majoring in sport management...She was a manager for the Lady Vol basketball team during the 2004-05 season and earned the head manager position in 2005-06...Involved in UT's Partners In Sports...Member of the Fellowship of Christian Athletes/Athletes in Action and part of the Team 2:5 FCAIA leadership team...Member of the Habitat for Humanity at Tennessee...Made Dean's List all six semesters of college...Daughter of Will and Lil Curry...Has one brother, Joe, 17, and a sister, Rebecca, 19...Elizabeth Irene Curry was born on March 4, 1985, in Burlington, Iowa.





2

High School Career Stats

Heritage High School
Maryville, Tenn.

Games: 101

Points: 2,315

Game High Points: 42

Scoring Average: 22.9

Rebounds: 506

Rebound Average: 5.1

Assists: 607

Assist Average: 6.1

Steals: 329



CAIT McMAHAN

FRESHMAN • 5'4" • GUARD
MARYVILLE, TENNESSEE • HERITAGE H.S.

HIGH SCHOOL: A local product from just down U.S. Highway 129, McMahan is the first Heritage High School product to become a Lady Vol basketball player... Helped the Lady Mountaineers to an 87-11 record in her four years and a district title in 2005...*Street and Smith's* All-American (2005)...Blount County Player of the Year (2003, 2004, 2005)... All-District (2003, 2004, 2005)...All-Region (2003, 2004, 2005)...All-State (2003, 2004, 2005)...Was a finalist for the Tennessee Miss Basketball award in 2004 and 2005, and was a runner-up in 2004 to current Lady Vol Alex Fuller...Named team captain her senior season...Holds the Heritage High School record for most points in a career with 2,315 – despite missing several games her junior year and all but five games her senior year with knee injuries...Also holds school records for points in a single game (42), total assists (607) and total steals (329)... Averaged 22.9 points per game in her career at Heritage...The 5-foot-6 point guard averaged 5.0 rebounds, 3.3 steals and 6.0 assists per game...Lists her biggest thrill in basketball as beating Oak Ridge (Tenn.) during her sophomore season after trailing by 18 points in the second half.

NATIONAL/INTERNATIONAL: AAU All-American (2004)...Helped her AAU team to a national runner-up finish in 2004... Has four AAU teammates currently playing Division I basketball – Ashley Huff and Erin Ogan (Chattanooga), and Megan Lyons and Holly Rogers (Tennessee Tech).

PERSONAL: Maintained a 4.2 GPA at Heritage High School...Was a member of the Fellowship of Christian Athletes (FCA), a D.A.R.E. Role Model, and active with her church praise team...Chose Tennessee over Vanderbilt, Georgia and LSU...Picked UT because of its legendary program and coaches, and “because I feel I have the best chance to win a national championship at UT”... Lists her family as her biggest sports influence; said that playing against her brother (Reese) made her a better player, and “I inherited my Dad’s competitive nature and my Mom’s love for basketball”...Her father, Earl, was an All-American in football at Maryville College...Has one brother, Reese, 22...Caitlyn Jane McMahan was born Dec. 7, 1987, in Maryville, Tenn...Her parents are Earl and Teresa McMahan.





34

High School Career Stats

Lord Botetourt High School
Daleville, Va.

Games: 90
Points: 1,388
Game High Points: 32
Scoring Average: 15.4
Rebounds: 1,016
Game High Rebounds: 21
Rebound Average: 11.3
Assists: 144
Blocks: 270
Steals: 121



NICCI MOATS

FRESHMAN • 6'2" • FORWARD
DALEVILLE, VA. • LORD BOTETOURT H.S.

HIGH SCHOOL: A product of Lord Botetourt High School in Daleville, Va., Moats comes to Tennessee as only the fourth Lady Vol basketball player from the state of Virginia...Played both basketball and volleyball while in high school...During her career, the Cavaliers stormed to a 90-21 overall record...Missed most of her senior season with a knee injury...Averaged a double-double throughout her career with 15.4 points and 11.3 rebounds per game...Her list of basketball awards is quite long and impressive...Named All-America Honorable Mention by *Street and Smith's* (2003, 2004, 2005)...First-team All-State (2005)...Third-team All-State (2003)...Hoops and Dreams All-Star (2003, 2004)...Third-team Virginia Preps (2003)...All-District (2003, 2004, 2005)...All-Region (2003, 2004, 2005)...Region III Player of the Year (2005)...All-Metro Team (2003, 2004, 2005)...All-Metro Player of the Year (2005)...Blue Ridge District Player of the Year (2005), All-Tournament Team (2003, 2004, 2005)...Team MVP (2003, 2004, 2005)...Her volleyball achievements are also impressive, as she was named to the All-District and All-Region teams her freshman and sophomore years...Had game highs of 26 kills, 15 blocks and 5 aces.

NATIONAL/INTERNATIONAL: Helped lead her 16U AAU team, the Elkton Elks, to national finishes of 5th (2002, 2004) and 7th (2003).

PERSONAL: Nicci plans to major in Nursing...Was an honor roll student at Lord Botetourt High School and was given the Academic Excellence Award...Member of the National Honor Society, Young Life, Fellowship of Christian Athletes (FCA), and volunteered for her church...Was named Lord Botetourt High School Homecoming Queen in 2005...Chose Tennessee over Wake Forest, Virginia Tech and Virginia...Picked UT because of its national reputation, its coaching staff, its academics and because "after my official visit, it just felt right"...Models herself after former WNBA star Cynthia Cooper...Lists her father as her biggest sports influence because of "his hard work and perseverance to earn an athletic scholarship in basketball to William & Mary"...Has one sister, Tisha, 22, and one brother, Matthew, 13...Nicolette Alexandra Moats was born Oct. 27, 1987, in Virginia...Her parents are Dale and Annette Moats.



THE OPPONENTS



IN THIS SECTION



Chattanooga & UCLA	50
Arizona State & Stanford	51
Middle Tennessee & Louisiana Tech	52
North Carolina & Tennessee-Martin	53
George Washington & Texas	54
West Virginia & Old Dominion	55
Notre Dame & Alabama	56
Connecticut & Florida	57
Georgia & Mississippi State	58
Duke & Vanderbilt	59
South Carolina & Auburn	60
Kentucky & Mississippi	61
Louisiana State & Arkansas	62
Returning Players' Statistics Versus 2006-07 Opponents	63-66
SEC Tournament	67
NCAA Tournament	68

2006-07 OPPONENTS

GAME 1

CHATTANOOGA



Wes Moore



Alex Anderson

Nov. 12 at 3:00 p.m.
Knoxville

GENERAL INFORMATION

LOCATION: Chattanooga, Tenn.
ARENA/CAPACITY: The McKenzie Arena/11,218
DATE & TIME OF GAME: Nov. 12 at 3:00 p.m.
SITE: Knoxville
NICKNAME: Lady Mocs

COLORS: Navy, Old Gold, Silver
INTERIM CHANCELLOR: Dr. Roger Brown
ENROLLMENT: 8,689
DIRECTOR OF ATHLETICS: Rick Hart
CONFERENCE: Southern

COACHING STAFF

HEAD COACH (ALMA MATER/YEAR): Wes Moore (Tennessee '86)
RECORD AT CHATTANOOGA/YEARS: 190-54/8
CAREER RECORD/YEARS: 390-110/17
ASSISTANT COACHES (ALMA MATER/YEAR): Nikki Blassingame (Clemson '00), Becky Myatt (Mississippi '01), Mike Murray (Appalachian State '03)

TEAM OUTLOOK

2005-06 RECORD: 27-4
CONFERENCE RECORD/FINISH: 18-0/1st
POSTSEASON: NCAA First Round
FINAL AP RANK: NR
FINAL USA TODAY RANK: NR
SERIES RECORD: UT 20-6
LAST MEETING: Nov. 21, 2005, UT 92-50
LETTERWINNERS RETURNING/LOST: 7/5

2006-07 ROSTER

No.	Name	Yr.	Pos.	Ht.
40	Alex Anderson	Jr.	G/F	6-1
10	Laura Hall	Jr.	G	5-5
12	Brooke Hand	Jr.	G	5-8
4	Tagan Hatchett	Fr.	G	5-9
50	Shanara Hollinquest	Fr.	G/F	6-1
1	Emily Houts	Jr.	G	5-6
21	Ashley Huff	So.	F	6-0
14	Amy Mohr	Jr.	G	5-5
44	Erin Ogan	So.	F	6-1
32	Kristen Spann	Jr.	F	6-1
15	Jenaya Wade-Fray	Fr.	G	5-9

2006-07 SCHEDULE

N	10	AUSTIN PEAY
	12	at Tennessee
	16	at Clemson
	20	at UAB
	24	at Middle Tennessee
	29	at Alabama
D	2	EASTERN KENTUCKY
	3	ST. JOSEPH'S
	15	vs. Portland State
	16	vs. Hawaii/Evansville
	19	at Wofford
	21	UNC ASHEVILLE
	30	ELON
J	2	UNC GREENSBORO
	6	at Appalachian State
	8	at Davidson
	13	WESTERN CAROLINA
	15	FURMAN
	20	at College of Charleston
	22	GEORGIA SOUTHERN
	27	at Elon
	29	at UNC Greensboro
F	1	APPALACHIAN STATE
	5	DAVIDSON
	10	at Western Carolina
	12	at Furman
	17	COLLEGE OF CHARLESTON
	19	at Georgia Southern
	24	WOFFORD
	27-28	Southern Conference Tournament
M	1-3	Southern Conference Tournament

Anne Wehunt, Basketball SID

Anne-Wehunt@UTC.edu
615 McCallie Ave., 3503, The McKenzie Arena,
Room 132, Chattanooga, TN 37403
Office: (423) 425-4618 • **Cell:** (423) 505-2353
Home: (423) 622-3731 • **Fax:** (423) 425-4610
Press Row: (423) 756-5476 • www.gomocs.com

GAME 2

UCLA



Kathy Olivier



Noelle Quinn

Nov. 16 at 7:00 p.m.
Knoxville

GENERAL INFORMATION

LOCATION: Los Angeles, CA
ARENA/CAPACITY: Pauley Pavilion/12,891
DATE & TIME OF GAME: Nov. 16 at 7:00 p.m.
SITE: Knoxville
NICKNAME: Bruins

COLORS: Blue and Gold
CHANCELLOR: TBA
ENROLLMENT: 37,500
DIRECTOR OF ATHLETICS: Daniel Guerrero
CONFERENCE: Pacific-10

COACHING STAFF

HEAD COACH (ALMA MATER/YEAR): Kathy Olivier (UNLV '83)
RECORD AT UCLA/YEARS: 202-175/13
CAREER RECORD/YEARS: Same
ASSISTANT COACHES (ALMA MATER/YEAR): Pam Walker (UCLA '85), Maylana Martin (UCLA '00), Trisha Stafford-Odom (California '92)

TEAM OUTLOOK

2005-06 RECORD: 21-11
CONFERENCE RECORD/FINISH: 12-6/3rd
POSTSEASON: NCAA Second Round
FINAL AP RANK: 21
FINAL USA TODAY RANK: 18
SERIES RECORD: UT 14-1
LAST MEETING: Nov. 28, 1999, UT 88-77
LETTERWINNERS RETURNING/LOST: 8/6

2006-07 ROSTER

No.	Name	Yr.	Pos.	Ht.
34	Moniquee Alexander	Fr.	C	6-6
2	Tierra Henderson	So.	G	5-10
21	Amy Horton	Fr.	F	5-11
23	Chinyere Ibekwe	So.	C	6-4
13	Erica Latimer	Fr.	F	6-0
22	Consuelo Lezcano	Sr.	C	6-4
31	Amanda Livingston	Sr.	F	6-1
5	Alexis Olivier	Fr.	G	5-8
11	Julia Pitts	Sr.	F	6-2
14	Lindsey Pluimer	Jr.	F	6-4
45	Noelle Quinn	Sr.	G	6-0
10	Allison Taka	Fr.	G	5-8
32	Jerica Williams	Fr.	G	5-9
3	Shaina Zaidi	Sr.	G	5-8

2006-07 SCHEDULE

N	12	UC SANTA BARBARA
	16	at Tennessee
	18	at UC Riverside
	21	OKLAHOMA
	24-26	vs. Gonzaga
	25	vs. North Carolina/Sacramento State
	26	@ Hawaii Tournament
	30	at Cal State Fullerton
D	4	at UC Irvine
	8-9	at New Mexico Tournament
	17	BAYLOR
	20	CALIFORNIA
	22	STANFORD
	29	at Washington State
	31	at Washington
J	5	OREGON STATE
	7	OREGON
	13	USC
	18	at Arizona State
	20	at Arizona
	26	WASHINGTON
	28	WASHINGTON STATE
F	1	at Oregon
	3	at Oregon State
	10	at USC
	15	ARIZONA
	17	ARIZONA STATE
	22	at Stanford
	24	at California
M	2-5	at Pac-10 Tournament

Steve Rourke and Liza David, Basketball SIDs

sroure@athletics.ucla.edu, ldavid@athletics.ucla.edu
UCLA Athletic Department, Morgan Center,
P.O. Box 24044, Los Angeles, CA 90024
Rourke Office: (310) 206-8187 • **David Office:** (310) 206-8140
Press Row: (310) 825-1899 • **Fax:** (310) 825-8664
www.uclabruins.com

2006-07 OPPONENTS

GAME 3

ARIZONA STATE



Charli Turner Thorne



Nov. 19 at 12:00 p.m. MT
Tempe, Ariz.



Emily Westerberg

GENERAL INFORMATION

LOCATION: Tempe, Ariz.
ARENA/CAPACITY: Wells Fargo Arena/14,141
DATE & TIME OF GAME: Nov. 19 at 12:00 p.m. MT
SITE: Tempe, Az.
NICKNAME: Sun Devils

COLORS: Maroon & Gold
PRESIDENT: Dr. Michael Crow
ENROLLMENT: 51,612
VICE PRESIDENT OF UNIVERSITY ATHLETICS: Lisa Love
CONFERENCE: Pacific-10

COACHING STAFF

HEAD COACH (ALMA MATER/YEAR): Charli Turner Thorne (Stanford '88)
RECORD AT ARIZONA STATE/YEARS: 172-129/10
CAREER RECORD/YEARS: 212-169/13
ASSOCIATE HEAD COACHES (ALMA MATER/YEAR): Meg Sanders (Cal State Fullerton '85), Joseph Anders (Arkansas-Monticello '80)
ASSISTANT COACH (ALMA MATER/YEAR): Laura Hughes (Santa Clara '92)

TEAM OUTLOOK

2005-06 RECORD: 25-7
CONFERENCE RECORD/FINISH: 14-4/2nd
POSTSEASON: NCAA Second Round
FINAL AP RANK: 15
FINAL USA TODAY RANK: 17
SERIES RECORD: UT 1-0
LAST MEETING: Dec. 27, 2000, UT 67-63
LETTERWINNERS RETURNING/LOST: 10/3

2006-07 ROSTER

No.	Name	Yr.	Pos.	Ht.
11	Kate Engelbrecht	So.	G	5-10
30	Gabby Fage	Fr.	G	5-11
10	Lavinia Fanaika	So.	G	5-8
12	Lena Gipson	Fr.	F	6-0
20	Briann January	So.	G	5-8
32	Aubree Johnson	Sr.	F	6-2
15	Cristina Lopez	So.	G/F	6-0
21	Kayli Murphy	Fr.	F/C	6-2
22	Jill Noe	Sr.	G	5-10
13	Danielle Orsillo	So.	G	5-9
2	Reagan Pariseau	Jr.	G	5-5
1	Dymond Simon	Fr.	G	5-5
23	Kirsten Thompson	So.	C	6-6
4	Emily Westerberg	Sr.	F	6-0

2006-07 SCHEDULE

N	10-13	SUN DEVIL CLASSIC
	15	NICHOLLS STATE
	19	TENNESSEE
	21-26	at Paradise Jam
D	1-2	ASU CLASSIC
	6	at Gonzaga
	14	at UC-Irvine
	18	TEXAS TECH
	22	ARIZONA
	28	at Stanford
	30	at California
J	4	WASHINGTON STATE
	6	WASHINGTON
	11	at Oregon State
	13	at Oregon
	18	UCLA
	20	USC
	25	CALIFORNIA
	27	STANFORD
F	1	at Washington
	3	at Washington State
	8	OREGON
	10	OREGON STATE
	15	at USC
	17	at UCLA
	24	at Arizona
M	2-5	at Pac-10 Tournament

Steve Rodriguez, Basketball SID

Steve.Rodriguez@asu.edu
Carson Center, Room 131, Tempe, AZ 85287-2505
Office: (480) 965-9780 • **Cell:** (480) 254-2489
Press Row: (480) 965-7274
Fax: (480) 965-5408
www.TheSunDevils.com

GAME 4

STANFORD



Tara VanDerveer



Nov. 24 at 7:00 p.m.
Knoxville



Candice Wiggins

GENERAL INFORMATION

LOCATION: Stanford, Calif.
ARENA/CAPACITY: Maples Pavilion/7,233
DATE & TIME OF GAME: Nov. 24 at 7:00 p.m.
SITE: Knoxville
NICKNAME: Cardinal

COLORS: Cardinal and White
PRESIDENT: John Hennessy
ENROLLMENT: 13,075
DIRECTOR OF ATHLETICS: Bob Bowlsby
CONFERENCE: Pacific-10

COACHING STAFF

HEAD COACH (ALMA MATER/YEAR): Tara VanDerveer (Indiana '75)
RECORD AT STANFORD/YEARS: 508-128/20
CAREER RECORD/YEARS: 660-179/27
ASSOCIATE HEAD COACH (ALMA MATER/YEAR): Amy Tucker (Ohio State '82)
ASSISTANT COACHES (ALMA MATER/YEAR): Karen Middleton (South Carolina '91), Charmin Smith (Stanford '97)

TEAM OUTLOOK

2005-06 RECORD: 26-8
CONFERENCE RECORD/FINISH: 15-3/1st
POSTSEASON: NCAA Elite Eight
FINAL AP RANK: 13th
FINAL USA TODAY RANK: 14th
SERIES RECORD: UT 18-4
LAST MEETING: Dec. 4, 2005, UT 74-67
LETTERWINNERS RETURNING/LOST: 10/3

2006-07 ROSTER

No.	Name	Yr.	Pos.	Ht.
2	Jayne Appel	Fr.	C	6-4
4	Clare Bodensteiner	Sr.	G	5-9
31	Morgan Clyburn	So.	F/C	6-4
3	Markisha Coleman	Sr.	G	5-6
23	Rosalyn Gold-Onwude	So.	G	5-9
33	Jillian Harmon	So.	F	6-1
5	Michelle Harrison	Fr.	F	6-3
10	JJ Hones	Fr.	G	5-10
32	Melanie Murphy	Fr.	G	5-9
43	Kristen Newlin	Sr.	C	6-5
13	Cissy Pierce	Jr.	G	5-10
30	Brooke Smith	Sr.	C	6-3
12	Christy Titchenal	Jr.	F	6-1
11	Candice Wiggins	Jr.	G	5-11

2006-07 SCHEDULE

N	9	LOYOLA MARYMOUNT
	12	WNIT - SECOND ROUND
	21	MISSOURI
	24	at Tennessee
	26	at Georgia
	29	SANTA CLARA
D	3	TEXAS TECH
	16	UTAH
	20	at USC
	22	at UCLA
	28	ARIZONA STATE
	30	ARIZONA
J	2	at Fresno State
	6	at Cal
	8	SOUTH CAROLINA
	11	at Washington
	13	at Washington State
	18	OREGON
	20	OREGON STATE
	25	at Arizona
	27	at Arizona State
F	1	at UC Santa Barbara
	3	CAL
	8	WASHINGTON STATE
	10	WASHINGTON
	15	at Oregon State
	17	at Oregon
	22	UCLA
	24	USC
M	2-5	Pac-10 Tournament


Brian Rizzo, Basketball SID

brisso@stanford.edu
Athletic Media Relations, Arrillaga Family Sports Center,
641 East Campus Drive, Stanford, CA 94305-6150
Office: (650) 723-0996 • **Cell:** (650) 200-9513
Press Row: (650) 723-9010
Fax: (650) 725-2957 • www.GoStanford.com

2006-07 OPPONENTS

GAME 5

MIDDLE TENNESSEE



Rick Insell



Chrissy Givens

Nov. 26 at 3:00 p.m.
Knoxville

GENERAL INFORMATION

LOCATION: Murfreesboro, Tenn.
ARENA/CAPACITY: Murphy Center (11,500)
DATE & TIME OF GAME: Nov. 26 at 3:00 p.m.
SITE: Knoxville
NICKNAME: Blue Raiders

COLORS: Royal Blue and White
PRESIDENT: Dr. Sidney McPhee
ENROLLMENT: 22,554
DIRECTOR OF ATHLETICS: Chris Massaro
CONFERENCE: Sun Belt

COACHING STAFF

HEAD COACH (ALMA MATER/YEAR): Rick Insell (Middle Tennessee '77)
RECORD AT MTSU/YEARS: 20-11/1
CAREER RECORD/YEARS: Same
ASSISTANT COACHES (ALMA MATER/YEAR): Kevin McMillan (Rhodes College '89), Myra Fishback (Tennessee Tech '85), Alli Clark (Tennessee Tech '02)

TEAM OUTLOOK

2005-06 RECORD: 20-11
CONFERENCE RECORD/FINISH: 10-4/2nd
POSTSEASON: NCAA First Round
FINAL AP RANK: NR
FINAL USA TODAY RANK: NR
SERIES RECORD: UT 14-0
LAST MEETING: March 17, 1984, UT 70-52
LETTERWINNERS RETURNING/LOST: 7/3

2006-07 ROSTER

No.	Name	Yr.	Pos.	Ht.
2	Johnna Abney	So.	F	5-4
14	Latoya Barclay	Jr.	G	5-4
31	Lakira Boyd	Jr.	F	6-2
21	Brandi Brown	Fr.	F	6-2
15	Carden Cobb	Sr.	F	5-10
22	Chrissy Givens	Sr.	G	5-10
4	Krystle Horton	Sr.	F	6-2
00	Chelsia Lymon	Fr.	G	5-5
3	LaCondra Mason	So.	G	5-9
12	Starr Orr	Jr.	G	5-8
10	Jackie Pickel	Fr.	G	5-10
52	Keke Stewart	Fr.	F	6-0
11	Whitney Tate	Sr.	G	5-9

2006-07 SCHEDULE

N	10	MARYLAND
	13	SOUTH DAKOTA STATE
	18	vs. Maine
	19	vs. Minnesota/Princeton
	24	CHATTANOOGA
	26	at Tennessee
	29	at Tennessee Tech
D	4	AUSTIN PEAY
	7	at Georgia
	14	at South Alabama
	17	LOUISIANA-MONROE
	19	OLD DOMINION
	27	WESTERN KENTUCKY
J	2	NORTH DAKOTA STATE
	6	TROY
	9	at Florida International
	11	at Florida Atlantic
	13	at New Orleans
	18	ARKANSAS STATE
	20	at Arkansas-Little Rock
	24	at North Texas
	28	LOUISIANA-LAFAYETTE
	31	DENVER
F	3	SOUTH ALABAMA
	7	at Louisiana-Monroe
	11	at Western Kentucky
	15	FLORIDA INTERNATIONAL
	22	at Troy
	24	FLORIDA ATLANTIC
	28	vs. First Round Sun Belt Tournament
M	3-6	vs. Sun Belt Tournament

Denise Gideon, Basketball SID

dgideon@mtsu.edu
MTSU Box 20, Middle Tennessee,
Murfreesboro, Tenn. 37132
Office: (615) 904-8115 • **Cell:** (615) 631-9523
Press Row: (615) 898-2807
Fax: (615) 898-5626 • www.GoBlueRaiders.com

GAME 6

LOUISIANA TECH



Chris Long



Ty Moore

Nov. 28 at 7:00 p.m. CT
Ruston, La.

GENERAL INFORMATION

LOCATION: Ruston, La.
ARENA/CAPACITY: Thomas Assembly Center/8,000
DATE & TIME OF GAME: Nov. 28 at 7:00 p.m. CT
SITE: Ruston, La.
NICKNAME: Lady Techsters

COLORS: Red & Blue
PRESIDENT: Dr. Dan Reneau
ENROLLMENT: 11,500
DIRECTOR OF ATHLETICS: Jim Oakes
CONFERENCE: Western Athletic

COACHING STAFF

HEAD COACH (ALMA MATER/YEAR): Chris Long (S. Mississippi '91)
RECORD AT LOUISIANA TECH/YEARS: 26-5/1
CAREER RECORD/YEARS: 26-5/1
ASSISTANT COACHES (ALMA MATER/YEAR): Joni Crenshaw (Alabama '02), Brooke Stoehr (La. Tech '02), Scott Stoehr (Nebraska Wesleyan '97)

TEAM OUTLOOK

2005-06 RECORD: 26-5
CONFERENCE RECORD/FINISH: 15-1/1st
POSTSEASON: NCAA First Round
FINAL AP RANK: 17
FINAL USA TODAY RANK: 24
SERIES RECORD: UT 21-17
LAST MEETING: Dec. 15, 2005, UT 83-59
LETTERWINNERS RETURNING/LOST: 8/3

2006-07 ROSTER

No.	Name	Yr.	Pos.	Ht.
42	Shanavia Dowdell	Fr.	F	6-2
45	Tamika Kursh	Sr.	F	6-0
52	Tia Lawson	Jr.	C	6-2
3	Nastassja Levingston	Jr.	G	5-7
24	Eboni Mangum	So.	G	5-8
2	Amber Metoyer	Sr.	F	5-11
21	Shan Moore	Sr.	G	5-10
22	Ty Moore	Sr.	F	6-2
30	Sierra Nixon	So.	F	6-2
12	Tiawana Pringle	Fr.	G	5-7
23	JoKeirra Sneed	Jr.	F	6-2
32	Quantae Thomas	So.	G	5-11
50	April Williams	Jr.	G	5-5

2006-07 SCHEDULE

N	11	WESTERN KENTUCKY
	17	at Stephen F. Austin
	21	at Iowa
	24	vs. Eastern Kentucky
	25	vs. Southern Miss/Grambling
	28	TENNESSEE
D	3	at Arizona
	5	KANSAS STATE
	8	at UL-Monroe Tourn.
	9	at UL-Monroe Tourn.
	13	at Mississippi State
	16	ALABAMA
	21	RICE
	30	vs. LSU
J	4	at San Jose State
	6	at Hawaii
	13	BOISE STATE
	15	UTAH STATE
	18	NEVADA
	21	at Idaho
	27	FRESNO STATE
F	1	at Nevada
	3	at Boise State
	8	SAN JOSE STATE
	10	at New Mexico State
	17	IDAHO
	22	at Fresno State
	24	at Utah State
	28	NEW MEXICO STATE
M	6-10	at WAC Tournament

Malcolm Butler, Basketball SID

mbutler@latech.edu
P.O. Box 3166, Ruston, La. 71272
Office: (318) 257-3144 • **Cell:** (318) 614-4513
Press Row: (318) 257-3144
Fax: (318) 257-3757
www.latechsports.com

2006-07 OPPONENTS

GAME 7

NORTH CAROLINA



Sylvia Hatchell



Ivory Latta

Dec. 3 at 8:00 p.m.
Chapel Hill, N.C.

GENERAL INFORMATION

LOCATION: Chapel Hill, N.C.
ARENA/CAPACITY: Carmichael Auditorium/8,010
DATE & TIME OF GAME: Dec. 3 at 8:00 p.m.
SITE: Chapel Hill, N.C.
NICKNAME: Tar Heels

COLORS: Carolina Blue and White
CHANCELLOR: Dr. James Moeser
ENROLLMENT: 26,878
DIRECTOR OF ATHLETICS: Dick Baddour
CONFERENCE: Atlantic Coast

COACHING STAFF

HEAD COACH (ALMA MATER/YEAR): Sylvia Hatchell (Carson-Newman '74)
RECORD AT UNC/YEARS: 445-188/20
CAREER RECORD/YEARS: 717-268/31
ASSOCIATE HEAD COACH (ALMA MATER/YEAR): Andrew Calder (Coker '74)
ASSISTANT COACHES (ALMA MATER/YEAR): Tracey Williams-Johnson (UNC Pembroke '86), Charlotte Smith-Taylor (UNC '95)

TEAM OUTLOOK

2005-06 RECORD: 33-2
CONFERENCE RECORD/FINISH: 13-1/1st
POSTSEASON: NCAA Final Four
FINAL AP RANK: 1st
FINAL USA TODAY RANK: 3rd
SERIES RECORD: UT 12-2
LAST MEETING: March 28, 2006, UNC 75-63
LETTERWINNERS RETURNING/LOST: 11/3

2006-07 ROSTER

No.	Name	Yr.	Pos.	Ht.
24	Meghan Austin	Jr.	G	5-7
51	Jessica Breland	Fr.	F	6-3
3	Trinity Bursey	Fr.	F	5-10
14	Heather Claytor	So.	G	5-8
15	Christina Dewitt	So.	F	6-2
2	Erlana Larkins	Jr.	F	6-1
12	Ivory Latta	Sr.	G	5-6
20	Camille Little	Sr.	F	6-2
32	Rashanda McCants	So.	F	6-1
21	Iman McFarland	So.	F	6-3
11	Alex Miller	Jr.	G	5-6
30	LaToya Pringle	Jr.	F/C	6-3
34	Martina Wood	So.	F/C	6-2

2006-07 SCHEDULE

N	10	EAST TENNESSEE STATE
	12	WINSTON-SALEM STATE
	17	ELON
	24	vs. Sacramento State
	25	vs. UCLA/Gonzaga
	26	vs. TBA
	30	UNC GREENSBORO
D	3	TENNESSEE
	6	WOFFORD
	10	WESTERN CAROLINA
	16	SOUTH CAROLINA STATE
	18	at Coastal Carolina
	20	vs. St. John's
	28	DELAWARE STATE
	30	TENNESSEE TECH
J	2	at Georgia Tech
	4	VIRGINIA TECH
	8	VIRGINIA
	11	at Clemson
	15	CONNECTICUT
	18	GEORGIA TECH
	21	NC STATE
	28	at Maryland
F	1	at Boston College
	8	DUKE
	12	at Florida State
	16	at NC State
	18	MIAMI
	22	WAKE FOREST
	25	at Duke
M	1-4	ACC Tournament

Bobby Hundley, Basketball SID

bhundley@uncaa.unc.edu
P.O. Box 2126, Chapel Hill, NC 27515
Office: (919) 843-5678 • **Cell:** (704) 213-9187
Press Row: (919) 843-9509
Fax: (919) 962-0612
www.tarheelblue.com

GAME 8

TENNESSEE - MARTIN



Tara Tansil



Andreika Jackson

Dec. 5 at 7:00 p.m.
Knoxville

GENERAL INFORMATION

LOCATION: Martin, Tenn.
ARENA/CAPACITY: Elam Center/5,000
DATE & TIME OF GAME: Dec. 5 at 7:00 p.m.
SITE: Knoxville
NICKNAME: Skyhawks
COLORS: Blue and Orange

CHANCELLOR: Dr. Nick Dunagan
ENROLLMENT: 6,250
DIRECTOR OF ATHLETICS: Phil Dane
CONFERENCE: Ohio Valley

COACHING STAFF

HEAD COACH (ALMA MATER/YEAR): Tara Tansil (UT Martin '95)
RECORD AT UT-MARTIN/YEARS: 17-38/2
CAREER RECORD/YEARS: same
ASSISTANT COACHES (ALMA MATER/YEAR): Lou DiFeo (Central Florida '96), LaNise Rosemond (Norfolk State '97)

TEAM OUTLOOK

2005-06 RECORD: 8-19
CONFERENCE RECORD/FINISH: 6-14/10th
POSTSEASON: None
FINAL AP RANK: NR
FINAL USA TODAY RANK: NR
SERIES RECORD: UT 12-2
LAST MEETING: Nov. 19, 1999, UT 133-60
LETTERWINNERS RETURNING/LOST: 7/4

2006-07 ROSTER

No.	Name	Yr.	Pos.	Ht.
10	Jennifer Angler	Jr.	G	5-8
12	Victoria Carlile	Jr.	G	5-6
20	Kimberly Cox	Sr.	G	5-6
44	Crystal Fuller	Jr.	P	6-0
34	Alishia Glover	Jr.	P	6-2
45	Tracie Harris	Sr.	P	6-1
00	Nicole Holman	Fr.	G	5-5
30	Andreika Jackson	Sr.	P	5-9
35	Tristian Johnson	Fr.	G	5-6
31	Whitney Maxey	Jr.	P	6-1
22	Phyllisha Mitchell	So.	P	5-10
32	Nicole Rivers	Sr.	G	5-9
15	Ashley Thompson	Jr.	G	5-10
33	Deina Willingham	Sr.	P	5-10

2006-07 SCHEDULE

N	11	at Central Arkansas
	18	at St. Louis
	22	TEXAS A&M-CORPUS CHRISTI
	30	DAYTON
D	3	at Memphis
	5	at Tennessee
	9	at Jacksonville State
	18	EASTERN KENTUCKY
	20	MOREHEAD STATE
	29	at Birmingham Southern
	30	vs. TBD
J	2	at Austin Peay
	4	at Samford
	6	TENNESSEE STATE
	11	EASTERN ILLINOIS
	13	at Morehead State
	18	AUSTIN PEAY
	20	at Murray State
	25	SAMFORD
	27	JACKSONVILLE STATE
	29	at Eastern Kentucky
F	1	at Tennessee Tech
	3	SOUTHEAST MISSOURI
	8	at Tennessee State
	11	at Eastern Illinois
	13	TENNESSEE TECH
	17	at Southeast Missouri State
	19	at IPFW
	24	MURRAY STATE
	27	at OVC Tournament
M	2-3	at OVC Tournament

Joe Lofaro, Basketball SID

jlofaro@utm.edu
1022 Elam Center, Martin, TN 38238
Office: (731) 881-7632 • **Home:** (731) 588-0483
Cell: (731) 514-2905 • **Press Row:** (731) 881-7694
Fax: (731) 881-7624
www.utmsports.com

2006-07 OPPONENTS

GAME 9

GEORGE WASHINGTON



Joe McKeown



Kimberly Beck

Dec. 7 at 7:00 p.m.
Knoxville

GENERAL INFORMATION

LOCATION: Washington, D.C.
ARENA/CAPACITY: Charles E. Smith Athletics Center/5,000
DATE & TIME OF GAME: Dec. 7 at 7:00 p.m.
SITE: Knoxville
NICKNAME: Colonials

COLORS: Buff & Blue
PRESIDENT: Stephen Joel Trachtenberg
ENROLLMENT: 20,318
DIRECTOR OF ATHLETICS: Jack Kvacnz
CONFERENCE: Atlantic 10

COACHING STAFF

HEAD COACH (ALMA MATER/YEAR): Joe McKeown (Kent State '79)
RECORD AT GEORGE WASHINGTON/YEARS: 386-143/17
CAREER RECORD/YEARS: 454-163/20
ASSISTANT COACHES (ALMA MATER/YEAR): Mike Bozeman (Fairleigh Dickinson '88), Tajama "Abraham" Ngongba (GW '97), Ali Jacques (New York University '98)

TEAM OUTLOOK

2005-06 RECORD: 23-9
CONFERENCE RECORD/FINISH: 13-3/1st
POSTSEASON: NCAA Second Round
FINAL AP RANK: rv
FINAL USA TODAY RANK: 25
SERIES RECORD: UT 7-0
LAST MEETING: March 21, 2006, UT 66-53
LETTERWINNERS RETURNING/LOST: 11/2

2006-07 ROSTER

No.	Name	Yr.	Pos.	Ht.
34	Ivy Abiona	Fr.	F	6-2
21	Jasmine Adair	So.	F	6-3
1	Jessica Adair	So.	F	6-4
3	Whitney Allen	Sr.	F	5-11
33	Jamila Bates	So.	F	6-1
5	Kimberly Beck	Jr.	G	5-8
20	Kenan Cole	Sr.	G/F	5-10
15	Chantelle John	So.	F	6-2
32	Sarah-Jo Lawrence	Jr.	G	5-11
25	Lora Mitchell	Jr.	F	6-1
22	Stefani Munro	Fr.	G	5-7
11	Robin Murphy	Fr.	F	6-0
12	Faith Peters	So.	G	5-10
35	Lisa Steele	Jr.	G	5-11

2006-07 SCHEDULE

N	10	UMBC
	12	COPPIN STATE
	17	vs. Arizona
	18	vs. TCU
	19	vs. Maryland
	25	JAMES MADISON
	29	VILLANOVA
D	2	at Stony Brook
	7	at Tennessee
	9	LIBERTY
	16	AUBURN
	28	vs. Georgia
	30	vs. San Diego State/Brown
J	9	RICHMOND
	12	at Fordham
	14	MASSACHUSETTS
	18	RHODE ISLAND
	21	at Xavier
	26	at Dayton
	28	at La Salle
F	3	at Richmond
	8	DUQUESNE
	11	ST. BONAVENTURE
	15	at Charlotte
	18	at Saint Louis
	23	SAINT JOSEPH'S
	25	TEMPLE
M	2-5	Atlantic-10 Tournament

Jesse Hooker, Basketball SID

jhooker@gwu.edu
 GW Athletics Communications, 600 22nd Street, NW,
 Washington, DC 20052
Office: (202) 994-8604 • **Home:** (607) 329-3925
Press Row: (202) 994-1776 • **Fax:** (202) 994-2713
www.GWsports.com

GAME 10

TEXAS



Jody Conradt



Tiffany Jackson

Dec. 17 at 12:30 p.m. CT
Austin, Texas

GENERAL INFORMATION

LOCATION: Austin, Texas
ARENA/CAPACITY: Frank Erwin Center/16,775
DATE & TIME OF GAME: Dec. 17 at 12:30 p.m. CT
SITE: Austin, Texas
NICKNAME: Longhorns

COLORS: Burnt Orange and White
PRESIDENT: William C. Powers, Jr.
ENROLLMENT: 49,500
WOMEN'S DIRECTOR OF ATHLETICS: Chris Plonsky
CONFERENCE: Big 12

COACHING STAFF

HEAD COACH (ALMA MATER/YEAR): Jody Conradt (Baylor '63)
RECORD AT TEXAS/YEARS: 765-221/30
CAREER RECORD/YEARS: 882-293/37
ASSISTANT COACHES (ALMA MATER/YEAR): Clarissa Davis-Wrightsil (Texas '89), Kathy Harston (Wayland Baptist '80), Travis Mays (Texas '90)

TEAM OUTLOOK

2005-06 RECORD: 13-15
CONFERENCE RECORD/FINISH: 7-9/8th
POSTSEASON: None
FINAL AP RANK: NR
FINAL USA TODAY RANK: NR
SERIES RECORD: Tenn. 16-11
LAST MEETING: Dec. 1, 2005, Tenn. 102-61
LETTERWINNERS RETURNING/LOST: 8/4

2006-07 ROSTER

No.	Name	Yr.	Pos.	Ht.
4	Erika Arriaran	So.	G	5-10
20	Erneisha Bailey	Jr.	G	5-9
34	Crystal Boyd	So.	G	5-11
43	Aubry Cook	So.	G	6-3
3	Carla Cortijo	Fr.(RS)	G	5-7
23	Niqy Hughes	Fr.	F	6-1
33	Tiffany Jackson	Sr.	F	6-3
35	Ashley Lindsey	So.	G	6-4
15	Gabriell Mattox	Fr.	G/F	5-11
50	Mariana Mergerson	So.	G	6-3
32	Kristen Nash	Fr.	F	6-3
10	Brittainy Raven	Fr.	G	6-0
44	Katrina Robinson	Jr.(RS)	F	6-2
00	Earnesia Williams	Fr.(RS)	F	6-1

2006-07 SCHEDULE

N	12	MARYLAND-EASTERN SHORE
	13	LOUISIANA-LAFAYETTE
	14	TEXAS STATE
	17	at New Mexico
	20	SAM HOUSTON STATE
	25	ORAL ROBERTS
	30	SOUTHERN UNIVERSITY
D	6	UT-PAN AMERICAN
	10	at Duke
	17	TENNESSEE
	21	TEXAS A&M - CORPUS CHRISTI
	28	vs. Oregon State
	30	vs. Holy Cross/San Diego
J	3	NEBRASKA
	7	PURDUE
	10	at Missouri
	13	COLORADO
	17	at Iowa State
	21	TEXAS A&M
	24	BAYLOR
	27	at Texas Tech
	31	OKLAHOMA
F	3	at Kansas State
	7	at Oklahoma State
	10	KANSAS
	12	at Oklahoma
	18	at Baylor
	21	OKLAHOMA STATE
	24	TEXAS TECH
	28	at Texas A&M
M	6-10	at Big 12 Tournament

Barb Kowal, Basketball SID

barb.kowal@athletics.utexas.edu
 Media Relations Office, Belmont Hall, Rm. 327,
 P.O. Box 7399, University of Texas, Austin, TX 78705
Office: (512) 471-9801 • **Home:** (512) 336-1958
Cell: (512) 431-2677 • **Press Row:** (512) 471-4246
Fax: (512) 471-6040 • www.texasports.com

2006-07 OPPONENTS

GAME 11



Mike Carey

WEST VIRGINIA



Dec. 20 at 7:00 p.m.
Knoxville



Meg Bulger

GENERAL INFORMATION

LOCATION: Morgantown, W. Va.
ARENA/CAPACITY: WVU Coliseum/
14,000
DATE & TIME OF GAME: Dec. 20 at
7:00 p.m.
SITE: Knoxville
NICKNAME: Mountaineers
COLORS: Old Gold and Blue
PRESIDENT: David C. Hardesty, Jr.
ENROLLMENT: 26,051
DIRECTOR OF ATHLETICS: Ed
Pastilong
CONFERENCE: BIG EAST

COACHING STAFF

HEAD COACH (ALMA MATER/YEAR): Mike Carey (Salem '80)
RECORD AT WEST VIRGINIA/YEARS: 86-67/5
CAREER RECORD/YEARS: 374-169/18
ASSISTANT COACHES (ALMA MATER/YEAR): Lynn Bria (Charleston '90),
Chester Nichols (Greenville College '97), E.J. Jackson (Slippery Rock '93)

TEAM OUTLOOK

2005-06 RECORD: 15-16
CONFERENCE RECORD/FINISH: 4-12/12th
POSTSEASON: None
FINAL AP RANK: NR
FINAL USA TODAY RANK: NR
SERIES RECORD: UT 4-0
LAST MEETING: Jan. 4, 1986, UT 74-58
LETTERWINNERS RETURNING/LOST: 7/3

2006-07 ROSTER

No.	Name	Yr.	Pos.	Ht.
1	LaQuita Owens	Jr.	G	5-9
2	Sparkle Davis	So.	G	5-9
3	Kendra Goodley	Jr.	G	5-9
4	Meg Bulger	Sr.	F	6-0
10	Brittany Holestine	Fr.	G	5-9
11	Britney Davis-White	Sr.	G	5-7
15	Kelly Smith	Fr.	G	5-11
22	Chakhia Cole	Jr.	F	5-10
23	Ashley Powell	So.	G	5-6
31	Lateefah Joye	Jr.	G	5-11
32	Melanie Small	So.	F	5-9
34	Janay Armstrong	Fr.	F	6-1
35	Tameka Kelly	Sr.	F	6-1
45	Olayinka Sanni	Jr.	C	6-2
50	Ranisha White	Jr.	C	6-2

2006-07 SCHEDULE

N	12	at LSU
	13	vs. Howard
	14	vs. Virginia Tech
	18	WOFFORD
	24	vs. Texas A&M
	25	at Loyola-Marymount Tourn.
	30	HOUSTON
D	2	COPPIN STATE
	6	at Marquette
	8	DUQUESNE
	16	OAKLAND
	20	at Tennessee
	30	ST. FRANCIS (PA)
J	2	CONNECTICUT
	6	at Villanova
	9	at DePaul
	13	PROVIDENCE
	16	SETON HALL
	20	VILLANOVA
	24	vs. Marshall
	27	at Georgetown
	30	SYRACUSE
F	3	at Notre Dame
	6	ST. JOHN'S
	11	at Rutgers
	17	SOUTH FLORIDA
	20	at Pittsburgh
	24	CINCINNATI
	26	at Louisville
M	3-7	at Big East Championships

Phil Caskey, Basketball SID

Phil.Caskey@mail.wvu.edu
 107 Coliseum, Monongahela Blvd.,
 Morgantown, WV 26505
Office: (304) 293-2821 • **Cell:** (304) 685-6608
Press Row: (304) 293-2821 • **Fax:** (304) 293-4105
www.MSNsportsNET.com

GAME 12



Wendy Larry

OLD DOMINION



Dec. 22 at 5:00 p.m.
Norfolk, Va.



Sherida Triggs

GENERAL INFORMATION

LOCATION: Norfolk, Va.
ARENA/CAPACITY: Ted Constant
Convocation Center/8,600
DATE & TIME OF GAME: Dec. 22 at
5:00 p.m.
SITE: Norfolk, Va.
NICKNAME: Lady Monarchs
COLORS: Slate Blue, Sky Blue & Silver
PRESIDENT: Dr. Roseann Runte
ENROLLMENT: 20,800
DIRECTOR OF ATHLETICS: Dr. Jim
Jarrett
CONFERENCE: Colonial Athletic
Association

COACHING STAFF

HEAD COACH (ALMA MATER/YEAR): Wendy Larry (ODU '77)
RECORD AT ODU/YEARS: 448-151/19
CAREER RECORD/YEARS: 497-181/22
ASSISTANT COACHES (ALMA MATER/YEAR): Niki Lowry Dawkins (Ohio State
'89), Karen Barefoot (Christopher Newport '94), Marie Christian (ODU '87)

TEAM OUTLOOK

2005-06 RECORD: 22-9
CONFERENCE RECORD/FINISH: 17-1/1st
POSTSEASON: NCAA First Round
FINAL AP RANK: NR
FINAL USA TODAY RANK: NR
SERIES RECORD: UT 30-9
LAST MEETING: Jan. 1, 2006, UT 83-67
LETTERWINNERS RETURNING/LOST: 9/3

2006-07 ROSTER

No.	Name	Yr.	Pos.	Ht.
24	Jessica Canady	Fr.	F	6-1
20	Vicki Collier	Fr.	G	5-11
45	Tiffany Green	So.(RS)	C/F	6-2
32	Sharon Houston	Fr.	C/F	6-3
23	TJ Jordan	Jr.	G	5-8
14	Tish Lyons	Sr.	F	5-10
12	Jen Nuzzo	So.(RS)	G	5-8
44	Megan Pym	Jr.	C/F	6-4
1	Tamara Ransburg	Jr.(RS)	C/F	6-4
34	Sherida Triggs	Sr.	F	6-1
4	Jazzmin Walters	So.	G	5-2
11	Shahida Williams	Jr.	F	5-11
13	Shantel Wilson	Sr.	G	5-9

2006-07 SCHEDULE

N	12	at Virginia
	18	KENTUCKY
	21	EAST CAROLINA
	25	DELAWARE STATE
	29	at Duke
D	3	at Penn State
	9	CHICAGO STATE
	17	at Charlotte
	19	at Middle Tennessee
	22	TENNESSEE
	30	RUTGERS
J	4	at Virginia Commonwealth
	7	DREXEL
	11	GEORGIA STATE
	14	HOFSTRA
	18	at George Mason
	21	at Drexel
	25	VIRGINIA COMMONWEALTH
	28	WILLIAM & MARY
F	1	at James Madison
	4	at Hofstra
	8	at Northeastern
	11	DELAWARE
	15	TOWSON
	18	at William & Mary
	22	GEORGE MASON
	25	JAMES MADISON
M	1	at Georgia State
	3	at UNC-Wilmington

Kimberly Zivkovich, Basketball SID

kzivkovi@odu.edu
 Athletic Admin. Bldg., Rm. 124, Norfolk, VA 23529
Office: (757) 683-5520 • **Home:** (757) 417-0211
Cell: (757) 617-7757 • **Press Row:** (757) 683-5596
Fax: (757) 683-3119
www.odusports.com

2006-07 OPPONENTS

GAME 13

NOTRE DAME



Muffet McGraw



Dec. 30 at 2:00 p.m.
Knoxville



Charel Allen

GENERAL INFORMATION

LOCATION: Notre Dame, Ind.
ARENA/CAPACITY: Joyce Center/
 11,418
DATE & TIME OF GAME: Dec. 30 at
 2:00 p.m.
SITE: Knoxville
NICKNAME: Fighting Irish

COLORS: Gold & Blue
PRESIDENT: Rev. John I. Jenkins, C.S.C.
ENROLLMENT: 8,332
DIRECTOR OF ATHLETICS: Kevin White
CONFERENCE: BIG EAST

COACHING STAFF

HEAD COACH (ALMA MATER/YEAR): Muffet McGraw (St. Joseph's '77)
RECORD AT NOTRE DAME/YEARS: 429-167/19
CAREER RECORD/YEARS: 517-208/24
ASSOCIATE HEAD COACH (ALMA MATER/YEAR): Coquese Washington (Notre Dame '92)
ASSISTANT COACHES (ALMA MATER/YEAR): Jonathan Tsipis (North Carolina '96), Angie Potthoff (Penn State '97)

TEAM OUTLOOK

2005-06 RECORD: 18-12
CONFERENCE RECORD/FINISH: 8-8/10th
POSTSEASON: NCAA First Round
FINAL AP RANK: NR
FINAL USA TODAY RANK: NR
SERIES RECORD: UT 17-0
LAST MEETING: Dec. 31, 2005, UT 62-51
LETTERWINNERS RETURNING/LOST: 8/2

2006-07 ROSTER

No.	Name	Yr.	Pos.	Ht.
2	Charel Allen	Jr.	G	5-11
20	Ashley Barlow	Fr.	G	5-9
31	Danielle Ben-Tsvulun	Fr.	F	6-3
33	Melissa D'Amico	Jr.	C	6-5
34	Crystal Erwin	Sr.	F	6-2
1	Tulyah Gaines	Jr.	G	5-7
32	Breona Gray	Sr.	G	5-9
23	Melissa Lechitner	Fr.	G	5-7
24	Lindsay Schrader	So.	G	6-0
21	Chandrica Smith	So.	F	6-1
11	Amanda Tsipis	Jr.	G	5-9
52	Erica Williamson	Fr.	C	6-4

2006-07 SCHEDULE

N	10	CENTRAL MICHIGAN
	13	BOWLING GREEN
	16	at Penn State
	19	WESTERN MICHIGAN
	24	at USC
	28	RICHMOND
D	1	at Michigan
	3	INDIANA
	6	PURDUE
	16	IUPUI
	19	at Valparaiso
	28	PRAIRIE VIEW A&M
	30	at Tennessee
J	2	at Seton Hall
	10	CINCINNATI
	13	at South Florida
	16	ST. JOHN'S
	20	SYRACUSE
	23	at Marquette
	27	at Connecticut
	31	at Pittsburgh
F	3	WEST VIRGINIA
	6	LOUISVILLE
	11	DePAUL
	13	at Villanova
	17	at Providence
	21	GEORGETOWN
	24	RUTGERS
	26	at DePaul
M	3-6	at BIG EAST Tournament

GAMES 14 & 21

ALABAMA



Stephany Smith



Jan. 3 at 7:00 p.m., Knoxville
 Jan. 28 at 2:00 p.m. CT, Tuscaloosa,



Navonda Moore

GENERAL INFORMATION

LOCATION: Tuscaloosa, Ala.
ARENA/CAPACITY: Coleman Coliseum/
 15,341
DATE & TIME OF GAME: Jan. 3 at 7:00
 p.m./Jan. 28 at 2:00 p.m. CT
SITE: Knoxville/Tuscaloosa, Ala.
NICKNAME: Crimson Tide

COLORS: Crimson and White
PRESIDENT: Dr. Robert E. Witt
ENROLLMENT: 21,750
DIRECTOR OF ATHLETICS: Mal Moore
CONFERENCE: Southeastern

COACHING STAFF

HEAD COACH (ALMA MATER/YEAR): Stephany Smith (Harding '88)
RECORD AT ALABAMA/YEARS: 9-19/1
CAREER RECORD/YEARS: 162-107/9
ASSISTANT COACHES (ALMA MATER/YEAR): Lisa Nuxol (Central Florida '94),
 Melanie Walls (Georgia College & State Univ. '96), TBA

TEAM OUTLOOK

2005-06 RECORD: 9-19
CONFERENCE RECORD/FINISH: 3-11/11th
POSTSEASON: None
FINAL AP RANK: NR
FINAL USA TODAY RANK: NR
SERIES RECORD: UT 37-2
LAST MEETING: Feb. 19, 2006, UT 82-65
LETTERWINNERS RETURNING/LOST: 5/4

2006-07 ROSTER

No.	Name	Yr.	Pos.	Ht.
50	Harriet Barnes	Sr.	F/C	6-2
15	Camilla Blands	So.	G	5-11
3	Alyson Butler	Fr.	G	5-10
40	Talisha Chandler	Fr.	C	6-2
12	Nikki Davis	Fr.	G	5-7
5	Leah Drury	Sr.	G	5-8
2	Dedrea Magee	Fr.	G	5-7
21	Katie Mastin	Sr.	G	5-9
34	Navonda Moore	Sr.	G/F	5-10
22	Nathalie Reshard	Fr.	F	6-0
24	Courtney Strauthers	Fr.	F/C	6-4
32	Tamara Williams	Fr.	G	6-0

2006-07 SCHEDULE

N	10	SAMFORD
	13	at Arkansas State
	17	TENNESSEE TECH
	19	SE LOUISIANA
	24-25	at St. Mary's Tournament
	29	UT-CHATTANOOGA
D	2	SAVANNAH STATE
	4	MCNEESE STATE
	9	at Tulane
	16	at Louisiana Tech
	18	BIRMINGHAM SOUTHERN
	20	BELMONT
	28	SOUTH DAKOTA STATE
	30	NORTH DAKOTA STATE
J	3	at Tennessee
	7	AUBURN
	11	KENTUCKY
	14	at South Carolina
	18	at Arkansas
	21	LSU
	28	TENNESSEE
F	1	at Auburn
	4	at Vanderbilt
	8	GEORGIA
	11	at Mississippi
	18	FLORIDA
	22	MISSISSIPPI STATE
	25	at LSU
M	1-4	SEC Tournament

Chris Masters, Basketball SID

masters.5@nd.edu
 Sports Information Office, C112 Joyce Center,
 Second Floor, Notre Dame, IN 46556
Office: (574) 631-8032 • **Home:** (574) 273-1728
Cell: (574) 532-4166 • **Press Row:** (574) 631-5309
Fax: (574) 631-7941 • www.und.com

Corey Hoodjer, Basketball SID

choodjer@ia.ua.edu
 Box 870391, Tuscaloosa, AL 35487
Office: (205) 348-7496 • **Cell:** (515) 451-9670
Press Row: (205) 348-6084
Fax: (205) 348-8841
www.rolltide.com

2006-07 OPPONENTS

GAME 15

CONNECTICUT



Geno Auriemma



Jan. 6 at 4:00 p.m.
Hartford, Conn.



Renee Montgomery

GENERAL INFORMATION

LOCATION: Storrs, Conn.
ARENA/CAPACITY: Hartford Civic Center/16,294
DATE & TIME OF GAME: Jan. 6 at 4:00 p.m.
SITE: Hartford, Conn.
NICKNAME: Huskies
COLORS: National Flag Blue & White
PRESIDENT: Dr. Philip E. Austin
ENROLLMENT: 28,083
DIRECTOR OF ATHLETICS: Jeffrey A. Hathaway
CONFERENCE: BIG EAST

COACHING STAFF

HEAD COACH (ALMA MATER/YEAR): Geno Auriemma (West Chester '81)
RECORD AT CONNECTICUT/YEARS: 589-116/21
CAREER RECORD/YEARS: Same
ASSOCIATE HEAD COACH (ALMA MATER/YEAR): Chris Dailey (Rutgers '82)
ASSISTANT COACHES (ALMA MATER/YEAR): Tonya Cardoza (Virginia '91), Jamelle Elliott (Connecticut '96)

TEAM OUTLOOK

2005-06 RECORD: 32-5
CONFERENCE RECORD/FINISH: 14-2/2nd
POSTSEASON: Elite Eight
FINAL AP RANK: 8
FINAL USA TODAY RANK: 6
SERIES RECORD: UCONN 13-8
LAST MEETING: Jan. 7, 2006, UT 89-80
LETTERWINNERS RETURNING/LOST: 8/4

2006-07 ROSTER

No.	Name	Yr.	Pos.	Ht.
31	Tina Charles	Fr.	C	6-4
13	Jacque Fernandes	Fr.	G	5-9
14	Meghan Gardler	Fr.	F	6-0
32	Kalana Greene	So.	G	5-10
24	Charde Houston	Jr.	F	6-1
44	Brittany Hunter	Jr.	C/F	6-3
51	Cassie Kerns	Fr.	C/F	6-3
41	Kaili McLaren	Fr.	F	6-2
20	Renee Montgomery	So.	G	5-7
22	Kristen Phillips	Fr.	C	6-5
11	Ketia Swanier	Jr.	G	5-7
25	Mel Thomas	Jr.	G	5-9
2	Tahirah Williams	So.	G	6-0
21	Nicole Wolff	Sr.	G	6-0

2006-07 SCHEDULE

N	13	RICHMOND
	16	COLGATE
	28	BOSTON UNIVERSITY
	30	PURDUE
D	4	at Holy Cross
	7	at Georgetown
	18	at Virginia
	21	COLORADO STATE
	23	OAKLAND (MICH.)
	29	HARTFORD
	31	SACRED HEART
J	2	at West Virginia
	6	TENNESSEE
	9	SETON HALL
	13	SYRACUSE
	15	at North Carolina
	17	at Providence
	21	at St. John's
	24	DEPAUL
	27	NOTRE DAME
	30	at Cincinnati
F	3	at Marquette
	6	RUTGERS
	11	at LSU
	13	LOUISVILLE
	17	PITTSBURGH
	20	at South Florida
	24	VILLANOVA
	26	at Rutgers
M	3-6	BIG EAST Tournament

Randy Press, Basketball SID

randy.press@uconn.edu
 Office of Athletic Communications, 2095 Hillside Road
 U-1173, Storrs, CT 06269
Office: (860) 486-3531 • **Cell:** (860) 617-6428
Press Row: (860) 727-0869 • **Fax:** (860) 486-5085
www.UConnHuskies.com

GAME 16

FLORIDA



Carolyn Peck



Jan. 11 at 7:00 p.m.
Gainesville, Fla.



Sha Brooks

GENERAL INFORMATION

LOCATION: Gainesville, Fla.
ARENA/CAPACITY: Stephen C. O'Connell Center/12,000
DATE & TIME OF GAME: Jan. 11 at 7:00 p.m.
SITE: Gainesville
NICKNAME: Gators
COLORS: Orange & Blue
PRESIDENT: Dr. Bernie Machen
ENROLLMENT: 48,673
DIRECTOR OF ATHLETICS: Jeremy Foley
CONFERENCE: Southeastern

COACHING STAFF

HEAD COACH (ALMA MATER/YEAR): Carolyn Peck (Vanderbilt '88)
RECORD AT FLORIDA/YEARS: 63-54/4
CAREER RECORD/YEARS: 120-65/6
ASSISTANT COACHES (ALMA MATER/YEAR): Jose Mori (Penn State '00), Michael Peck (Marshall '96), Shell Dailey (Texas '86)

TEAM OUTLOOK

2005-06 RECORD: 21-9
CONFERENCE RECORD/FINISH: 8-6/t5th
POSTSEASON: NCAA First Round
FINAL AP RANK: NR
FINAL USA TODAY RANK: NR
SERIES RECORD: UT 34-2
LAST MEETING: Feb. 26, 2006, UF 95-93 (OT)
LETTERWINNERS RETURNING/LOST: 7/5

2006-07 ROSTER

No.	Name	Yr.	Pos.	Ht.
20	Depree Bowden	Jr.	G	5-11
3	Sha Brooks	So.	G	5-7
23	LaToya Bullard	Fr.	G	5-6
15	Kim Critton	So.	G	5-7
44	Marshae Dotson	So.	G	5-11
4	Kim Dye	Sr.	G	5-8
31	Jessica Jackson	So.	C	6-3
22	Jennifer Mossor	Fr.	G	5-9
50	Briana Phillips	Sr.	F	6-2
33	LaKendra Phillips	Fr.	G	5-11
24	Sharielle Smith	Fr.	F	6-0
12	Brittaney Thomas	Fr.	G	5-9

2006-07 SCHEDULE

N	10	NORTH FLORIDA
	12	at Xavier
	17	vs. California
	18	vs. Pepperdine/Rutgers
	21	IUPUI
	24	at Florida State
	27	MOREHEAD STATE
D	1	at South Alabama
	5	at Illinois
	8	at TCU
	18	STETSON
	21	LOUISVILLE
	28	ALABAMA STATE
	29	NEBRASKA/N.C. STATE
J	2	TEMPLE
	4	at Georgia
	11	TENNESSEE
	14	at Vanderbilt
	18	AUBURN
	21	ARKANSAS
	25	at South Carolina
	28	GEORGIA
F	1	MISSISSIPPI
	4	at Kentucky
	8	at LSU
	11	MISSISSIPPI STATE
	18	at Alabama
	22	at Auburn
	25	KENTUCKY
M	1-4	SEC Tournament

Kathy Cafazzo, Basketball SID

KathyC@gators.uaa.ufl.edu
 P.O. Box 14485, Gainesville, FL 32604-2485
Office: (352) 375-4683 x6133 • **Home:** (352) 377-7868
Cell: (352) 316-4575 • **Press Row:** (352) 367-1801
Fax: (352) 375-4809
www.GatorZone.com

2006-07 OPPONENTS

GAMES 17 & 23

GEORGIA



Andy Landers



Tasha Humphrey

Jan. 14 at 1:00 p.m., Athens, Ga.
Feb. 5 at 7:00 p.m., Knoxville

GENERAL INFORMATION

LOCATION: Athens, Ga.
ARENA/CAPACITY: Stegeman Coliseum/10,523
DATE & TIME OF GAME: Jan. 14 at 1:00 p.m./Feb. 5 at 7:00 p.m.
SITE: Athens, Ga./Knoxville
NICKNAME: Lady Bulldogs

COLORS: Red & Black
PRESIDENT: Dr. Michael F. Adams
ENROLLMENT: 33,660
DIRECTOR OF ATHLETICS: Damon Evans
CONFERENCE: Southeastern

COACHING STAFF

HEAD COACH (ALMA MATER/YEAR): Andy Landers (Tennessee Tech '74)
RECORD AT GEORGIA/YEARS: 657-208/27
CAREER RECORD/YEARS: 739-229/31
ASSISTANT COACHES (ALMA MATER/YEAR): Brenda Hill (North Georgia College & State University '99), Katie Gilbert (Emory '96), La'Keshia Frett (Georgia '97)

TEAM OUTLOOK

2005-06 RECORD: 23-9
CONFERENCE RECORD/FINISH: 10-4/3rd
POSTSEASON: NCAA Sweet Sixteen
FINAL AP RANK: 12
FINAL USA TODAY RANK: 13
SERIES RECORD: UT 36-14
LAST MEETING: March 4, 2006, UT 89-79
LETTERWINNERS RETURNING/LOST: 6/4

2006-07 ROSTER

No.	Name	Yr.	Pos.	Ht.
21	Cori Chambers	Sr.	G	5-9
24	Megan Darrah	Jr.	G/F	6-3
14	Janese Hardrick	Sr.	G	5-6
1	Ashley Houts	Fr.	G	5-6
34	Tasha Humphrey	Jr.	F	6-3
22	Christy Marshall	Fr.	G/F	6-1
15	Jaleesa Rhoden	Fr.	G	5-8
33	Angel Robinson	Fr.(RS)	F	6-5
50	Rebecca Rowsey	Jr.(RS)	F	6-3
4	Danielle Taylor	So.	G/F	6-1

2006-07 SCHEDULE

N	12	vs. Rutgers
	15	NORTH CAROLINA A&T
	19	DAVIDSON
	21	at Georgia Southern
	26	STANFORD
	29	MEMPHIS
D	3	at Georgia Tech
	7	MIDDLE TENNESSEE
	15	at Savannah State
	17	TCU
	20	at George Mason
	21	at Richmond
	28	vs. George Washington
	30	vs. Brown/San Diego State
J	4	FLORIDA
	7	at LSU
	11	at Mississippi State
	14	TENNESSEE
	18	VANDERBILT
	21	vs. Florida State
	25	MISSISSIPPI
	28	at Florida
F	1	LSU
	5	at Tennessee
	8	at Alabama
	11	SOUTH CAROLINA
	15	at Kentucky
	18	at Auburn
	25	ARKANSAS
M	1-4	SEC Tournament

Mike Mobley, Basketball SID


mmobley@sports.uga.edu
P.O. Box 1472, Athens GA 30613
Office: (706) 542-1621 • **Home:** (706) 548-0858
Press Row: (706) 542-8052
Fax: (706) 542-9339
www.georgiadogs.com

GAME 18

MISSISSIPPI STATE



Sharon Fanning



Robin Porter

Jan. 18 at 7:00 p.m.
Knoxville, Tenn.

GENERAL INFORMATION

LOCATION: Starkville, Miss.
ARENA/CAPACITY: Humphrey Coliseum/ 10,500
DATE & TIME OF GAME: Jan. 18 at 7:00 p.m.
SITE: Knoxville
NICKNAME: Lady Bulldogs

COLORS: Maroon & White
PRESIDENT: Dr. Robert H. Fogelson
ENROLLMENT: 15,934
DIRECTOR OF ATHLETICS: Larry Templeton
CONFERENCE: Southeastern

COACHING STAFF

HEAD COACH (ALMA MATER/YEAR): Sharon Fanning (UT-Chattanooga '75)
RECORD AT MSU/YEARS: 176-147/11
CAREER RECORD/YEARS: 499-373/30
ASSISTANT COACHES (ALMA MATER/YEAR): Stacey Franklin (Alabama '93), Nitra Perry (Mississippi State '00), Errol Rogers (Louisiana-Lafayette '95)

TEAM OUTLOOK

2005-06 RECORD: 6-22
CONFERENCE RECORD/FINISH: 1-13/12th
POSTSEASON: None
FINAL AP RANK: NR
FINAL USA TODAY RANK: NR
SERIES RECORD: UT 25-0
LAST MEETING: Jan. 15, 2006, UT 79-56
LETTERWINNERS RETURNING/LOST: 8/4

2006-07 ROSTER

No.	Name	Yr.	Pos.	Ht.
42	Channa Campbell	Fr.	F	6-2
23	Tysheka Grimes	Fr.	F	6-0
34	Natasha Henderson	Sr.	F/C	6-3
11	Heather Hollis	So.	G	5-11
45	Imesia Jackson	Jr.	F	6-1
22	Miayorka Johnson	Jr.	G	5-10
10	Sarah Johnson	Sr.	G	5-4
24	Robin Porter	So.	G/F	5-11
02	Alexis Rack	Fr.	G	5-7
13	Amy Reeder	Jr.	G/F	6-0
25	Marneshia Richard	So.	G	5-8
20	Lauren Roberts	So.	F	6-0
14	Bethany Washington	Fr.	F	5-11
10	Bethany Workman	So.	G	5-6
21	Katherine Young	Fr.	C	6-3

2006-07 SCHEDULE

N	10	TROY UNIVERSITY
	17	SOUTHEASTERN LOUISIANA
	20	BELMONT
	26	MISSISSIPPI VALLEY STATE
	30	FLORIDA STATE
D	3	UAB
	10	at Southern Mississippi
	13	LOUISIANA TECH
	16	at Purdue
	19	GRAMBLING
	21	NEW ORLEANS
	29-30	at Georgia Tech Holiday Tournament
J	2	at Mercer
	7	at Arkansas
	11	GEORGIA
	14	LSU
	18	at Tennessee
	21	SOUTH CAROLINA
	25	at Kentucky
	28	at Mississippi
F	1	ARKANSAS
	4	AUBURN
	8	SAVANNAH STATE
	11	at Florida
	15	VANDERBILT
	18	MISSISSIPPI
	22	at Alabama
	25	at South Carolina
M	1-4	SEC Tournament

Cassie Chance, Basketball SID

cchance@athletics.msstate.edu
P.O. Box 5308, Mississippi State, MS 39762
Office: (662) 325-0972 • **Cell:** (601) 513-0080
Press Row: (662) 325-3776
Fax: (662) 325-2563
www.mstateathletics.com

2006-07 OPPONENTS

GAME 19

DUKE



Gail Goestenkors



Jan. 22 at 7:00 p.m.
Knoxville



Lindsey Harding

GENERAL INFORMATION

LOCATION: Durham, N.C.
ARENA/CAPACITY: Cameron Indoor Stadium/9,314
DATE & TIME OF GAME: Jan. 22 at 7:00 p.m.
SITE: Knoxville
NICKNAME: Blue Devils

COLORS: Royal Blue and White
PRESIDENT: Dr. Richard H. Brodhead
ENROLLMENT: 6,347
DIRECTOR OF ATHLETICS: Joe Alleva
CONFERENCE: Atlantic Coast

COACHING STAFF

HEAD COACH (ALMA MATER/YEAR): Gail Goestenkors (Saginaw Valley State '85)
RECORD AT DUKE/YEARS: 364-97/14
CAREER RECORD/YEARS: same
ASSISTANT COACHES (ALMA MATER/YEAR): Gale Valley (Michigan State '81), Tia Jackson (Iowa '95), Shannon Perry (Iowa '98)

TEAM OUTLOOK

2005-06 RECORD: 31-4
CONFERENCE RECORD/FINISH: 12-2/2nd
POSTSEASON: NCAA Runner-up
FINAL AP RANK: 4
FINAL USA TODAY RANK: 2
SERIES RECORD: Tied, 4-4
LAST MEETING: Jan. 23, 2006, Duke 75-53
LETTERWINNERS RETURNING/LOST: 9/4

2006-07 ROSTER

No.	Name	Yr.	Pos.	Ht.
43	Alison Bales	Sr.	C	6-7
11	Chante Black	Jr.	C	6-5
21	Joy Cheek	Fr.	F	6-1
30	Carrem Gay	So.	F	6-2
10	Lindsey Harding	Sr.	G	5-8
31	Keturah Jackson	Fr.	G/F	6-0
22	Brittany Mitch	Fr.	G/F	6-2
15	Bridgette Mitchell	Fr.	F	6-0
23	Wanisha Smith	Jr.	G	5-11
4	Abby Waner	So.	G	5-10
2	Emily Waner	Jr.	G	5-8

2006-07 SCHEDULE

N	11	NORTHEASTERN
	17	MARIST COLLEGE
	19	HOUSTON
	21	PENN STATE
	25	at Michigan
	29	OLD DOMINION
D	4	at Rutgers
	7	VANDERBILT
	10	TEXAS
	19	vs. Bowling Green/SMU
	20	vs. Bowling Green/SMU
	21	vs. Pittsburgh
	29	vs. Dartmouth
	30	vs. Dayton/Boston University
J	3	MIAMI
	7	at Virginia Tech
	10	GEORGIA TECH
	13	MARYLAND
	18	at N.C. State
	22	at Tennessee
	25	at Florida State
	29	VIRGINIA TECH
F	2	at Virginia
	5	CLEMSON
	8	at North Carolina
	11	at Wake Forest
	15	BOSTON COLLEGE
	18	at Maryland
	25	NORTH CAROLINA
M	1-4	at ACC Tournament

Lindy Brown, Basketball SID

lbrown@duaa.duke.edu
Box 90557, Durham, NC 27708
Office: (919) 684-2664 • **Home:** (919) 596-4204
Cell: (919) 599-9821 • **Press Row:** (919) 684-6186
Fax: (919) 684-2489
www.GoDuke.com

GAMES 20 & 29

VANDERBILT



Melanie Balcomb



Jan. 25 at 6:00 p.m. CT, Nashville, Tenn.
Feb. 25 at 1:00 p.m., Knoxville



Dee Davis

GENERAL INFORMATION

LOCATION: Nashville, Tenn.
ARENA/CAPACITY: Memorial Gymnasium/14,316
DATE & TIME OF GAME: Jan. 25 at 6:00 p.m. CT/Feb. 25 at 1:00 p.m.
SITE: Nashville, Tenn./Knoxville
NICKNAME: Commodores

COLORS: Black & Gold
PRESIDENT/CHANCELLOR: E. Gordon Gee
ENROLLMENT: 6,402
VICE CHANCELLOR FOR ATHLETICS: David Williams II
CONFERENCE: Southeastern

COACHING STAFF

HEAD COACH (ALMA MATER/YEAR): Melanie Balcomb (Trenton State '84)
RECORD AT VANDERBILT/YEARS: 93-37/4
CAREER RECORD/YEARS: 256-141/14
ASSISTANT COACHES (ALMA MATER/YEAR): Stephanie Norman (Arizona State '89), Vicky Picott (Rutgers '92), Lisa Cermignano (George Washington '97)

TEAM OUTLOOK

2005-06 RECORD: 21-11
CONFERENCE RECORD/FINISH: 8-6/6th
POSTSEASON: NCAA Second Round
FINAL AP RANK: NR
FINAL USA TODAY RANK: 22
SERIES RECORD: UT 47-6
LAST MEETING: Feb. 12, 2006, UT 70-67
LETTERWINNERS RETURNING/LOST: 8/3

2006-07 ROSTER

No.	Name	Yr.	Pos.	Ht.
11	Ashlee Bridge	Fr.	G/F	5-11
10	Dee Davis	Sr.	G	5-7
5	Lauren Lueders	Fr.	G	5-8
43	Amy Malo	Fr.(RS)	F	6-3
23	Meredith Marsh	Fr.	G	5-9
20	Jess Mooney	Fr.	G	5-8
25	Amber Norton	Fr.	F	6-1
2	Jennifer Risper	So.	G	5-9
32	Liz Sherwood	Jr.	C	6-4
50	Carla Thomas	Sr.	F	6-3
33	Caroline Williams	Sr.	G	5-10
34	Christina Wirth	So.	G/F	6-1

2006-07 SCHEDULE

N	12	at Colorado
	16	at Western Kentucky
	18	DARTMOUTH
	20	TEXAS A&M CORPUS CHRISTI
	24	FLORIDA ATLANTIC
	25	BELMONT/CAL
	30	at UAB
D	3	CLEMSON
	7	at Duke
	17	at South Florida
	20	LONGWOOD
	21	INDIANA STATE/LIPSCOMB
	30	PRINCETON
J	1	LA SALLE
	4	ARKANSAS
	7	at Mississippi
	11	at South Carolina
	14	FLORIDA
	18	at Georgia
	21	vs. Georgia Tech
	25	TENNESSEE
	28	at Arkansas
F	1	at Kentucky
	4	ALABAMA
	11	AUBURN
	15	at Mississippi State
	18	SOUTH CAROLINA
	22	LSU
	25	at Tennessee
M	1-4	SEC Tournament

Chris Weinman, Basketball SID

chris.weinman@vanderbilt.edu
2601 Jess Neely Drive, P.O. Box 120158,
Nashville, TN 37212
Office: (615) 322-4121 • **Press Row:** (615) 320-0436
Fax: (615) 343-7064
www.vucommodores.com

2006-07 OPPONENTS

GAME 22

SOUTH CAROLINA



Susan Walvius



Feb. 1 at 7:00 p.m.
Knoxville



Melanie Johnson

GENERAL INFORMATION

LOCATION: Columbia, S.C.
ARENA/CAPACITY: Colonial Center/
18,000
DATE & TIME OF GAME: Feb. 1 at
7:00 p.m.
SITE: Knoxville
NICKNAME: Gamecocks

COLORS: Garnet & Black
PRESIDENT: Dr. Andrew Sorensen
ENROLLMENT: 23,700
DIRECTOR OF ATHLETICS: Eric Hyman
CONFERENCE: Southeastern

COACHING STAFF

HEAD COACH (ALMA MATER/YEAR): Susan Walvius (Virginia Tech '86)
RECORD AT SOUTH CAROLINA/YEARS: 131-129/9
CAREER RECORD/YEARS: 229-230/16
ASSISTANT COACHES (ALMA MATER/YEAR): Tammy Holder (William and Mary '80), Michelle Marciniak (Tennessee '96), Ken Griffin (Voorhees '94)

TEAM OUTLOOK

2005-06 RECORD: 17-12
CONFERENCE RECORD/FINISH: 7-7/8th
POSTSEASON: WNIT First Round
FINAL AP RANK: NR
FINAL USA TODAY RANK: NR
SERIES RECORD: UT 36-2
LAST MEETING: Jan. 5, 2006, UT 66-51
LETTERWINNERS RETURNING/LOST: 12/2

2006-07 ROSTER

No.	Name	Yr.	Pos.	Ht.
24	Demetress Adams	So.	C	6-4
2	Stacy Booker	Sr.	G	5-8
15	Ilna Burgrova	Jr.	C	6-6
32	Brionna Dickerson	So.	G	5-9
5	Lea Fabbri	Sr.	G	5-7
3	Lauren Falohun	Fr.	G	5-9
11	Shannel Harris	Sr.	G	6-0
23	Melanie Johnson	Sr.	F	6-2
25	Ebony Jones	Jr.	G	5-6
55	Larissa Kulcsar	Sr.	F	6-1
30	Lauren Simms	Sr.	G	5-9
14	Iva Sliskovic	Sr.	F	6-5
41	Lakesha Tolliver	Jr.(RS)	F	6-3
31	Kellindra Zackery	Fr.	F/G	5-11

2006-07 SCHEDULE

N	12	EAST TENNESSEE STATE
	14	at Penn State
	17	NORTH CAROLINA A&T
	20	CLEMSON
	24	MERCER
	25	BETHUNE COOKMAN/LOUISIANA-LAFAYETTE
	29	at NC State
D	3	FORDHAM
	7	OKLAHOMA
	20	HIGH POINT
	23	SOUTH CAROLINA STATE
	28	SAMFORD
	30	at UNC-Wilmington
J	1	WINTHROP
	4	at Kentucky
	8	at Stanford
	11	VANDERBILT
	14	ALABAMA
	18	at Mississippi
	21	at Mississippi State
	25	FLORIDA
	28	KENTUCKY
F	1	at Tennessee
	4	LSU
	8	at Arkansas
	11	at Georgia
	15	AUBURN
	18	at Vanderbilt
	25	MISSISSIPPI STATE
M	1-4	at SEC Tournament

Gavin Lang, Basketball SID

glang@gwm.sc.edu
1300 Rosewood Dr., Columbia, SC 29208
Office: (803) 777-7743 • **Home:** (803) 318-0525
Press Row: (803) 777-6182
Fax: (803) 777-2967
www.uscsports.com

GAME 24

AUBURN



Nell Fortner



Feb. 8 at 6:00 p.m. CT
Auburn, Ala.



DeWanna Bonner

GENERAL INFORMATION

LOCATION: Auburn, Ala.
ARENA/CAPACITY: Beard-Eaves-Memorial Coliseum/10,500
DATE & TIME OF GAME: Feb. 8 at
6:00 p.m. CT
SITE: Auburn, Ala.
NICKNAME: Tigers

COLORS: Burnt Orange & Navy Blue
INTERIM PRESIDENT: Dr. Ed Richardson
ENROLLMENT: 23,330
DIRECTOR OF ATHLETICS: Jay Jacobs
CONFERENCE: Southeastern

COACHING STAFF

HEAD COACH (ALMA MATER/YEAR): Nell Fortner (Texas '82)
RECORD AT AUBURN/YEARS: 29-27/2
CAREER RECORD/YEARS: 46-38/3
ASSISTANT COACHES (ALMA MATER/YEAR): Kerry Cremeans (Florida '92), Sue Guevara (Saginaw Valley State '82), Daedra Charles-Furlow (Tennessee '91)

TEAM OUTLOOK

2005-06 RECORD: 14-15
CONFERENCE RECORD/FINISH: 4-10/10th
POSTSEASON: None
FINAL AP RANK: NR
FINAL USA TODAY RANK: NR
SERIES RECORD: UT 30-8
LAST MEETING: March 3, 2006, UT 77-45
LETTERWINNERS RETURNING/LOST: 8/3

2006-07 ROSTER

No.	Name	Yr.	Pos.	Ht.
2	Chantelle Blakely	So.	G	5-9
44	Whitney Boddie	So.	G	5-9
24	DeWanna Bonner	So.	G	6-4
33	KeKe Carrier	So.	C	6-7
23	Joanna Clayden	Sr.	G	6-0
21	Jordan Greenleaf	Fr.	F	6-1
22	Reneisha Hobbs	Fr.	G	5-10
11	Sherell Hobbs	So.	G	5-11
1	Trevesha Jackson	Fr.	F	6-0
4	Tamela McCorvey	Fr.	G	5-9
34	Alexis Ogubie	Jr.	F/C	6-2
50	Milaika Pickard	Fr.	F	6-2
32	Juanitta Wallace	So.	F	6-4

2006-07 SCHEDULE

N	10	at Western Carolina
	15	ALABAMA STATE
	17	WINSTON-SALEM STATE
	23-25	at Paradise Jam
	29	JACKSONVILLE STATE
D	1-2	at Nugget Classic
	6	JACKSON STATE
	13	OHIO
	16	at George Washington
	19	at Maryland-Eastern Shore
	21	OAKLAND
	28-30	at Univ. of Miami Tournament
J	4	MISSISSIPPI
	7	at Alabama
	14	ARKANSAS
	18	at Florida
	21	KENTUCKY
	28	at LSU
F	1	ALABAMA
	4	at Mississippi State
	8	TENNESSEE
	11	at Vanderbilt
	15	at South Carolina
	18	GEORGIA
	22	FLORIDA
	25	at Mississippi
M	1-4	SEC Tournament

Carol White, Basketball SID

whitecr@auburn.edu
P.O. Box 351, Auburn, AL 36831-0351
Office: (334) 844-9182 • **Cell:** (334) 750-0401
Press Row: (334) 844-1933/1935
Fax: (334) 844-9807
www.auburntigers.com

2006-07 OPPONENTS

GAME 25

KENTUCKY



Mickie DeMoss



Feb. 11 at 5:30 p.m.
Knoxville



Samantha Mahoney

GENERAL INFORMATION

LOCATION: Lexington, Ky.
ARENA/CAPACITY: Memorial Coliseum/
7,500; Rupp Arena/23,000
DATE & TIME OF GAME: Feb. 11 at
5:30 p.m.
SITE: Knoxville
NICKNAME: Wildcats

COLORS: Blue and White
PRESIDENT: Dr. Lee Todd Jr.
ENROLLMENT: 26,439
DIRECTOR OF ATHLETICS: Mitch
Barnhart
CONFERENCE: Southeastern

COACHING STAFF

HEAD COACH (ALMA MATER/YEAR): Mickie DeMoss (Louisiana Tech '77)
RECORD AT KENTUCKY/YEARS: 51-42/3
CAREER RECORD/YEARS: 96-110/7
ASSISTANT COACHES (ALMA MATER/YEAR): Vonn Read (Clark Atlanta '97),
Niya Butts (Tennessee '00), Pam Stackhouse (Louisiana Tech '91)

TEAM OUTLOOK

2005-06 RECORD: 22-9
CONFERENCE RECORD/FINISH: 9-5/4th
POSTSEASON: NCAA Second Round
FINAL AP RANK: RV
FINAL USA TODAY RANK: RV
SERIES RECORD: UT 40-6
LAST MEETING: Jan. 26, 2006, UK 66-63
LETTERWINNERS RETURNING/LOST: 10/3

2006-07 ROSTER

No.	Name	Yr.	Pos.	Ht.
10	Nastassia Alcius	Sr.	G	5-8
20	Chante' Bowman	Jr.	G	5-11
15	Brittany Edelen	Fr.	F	5-9
4	Sarah Elliott	Jr.	C	6-6
25	Amani Franklin	Fr.	G	5-11
23	Moe Gamble	So.	G/F	6-0
32	Jennifer Humphrey	Sr.	F/C	6-3
21	Jenn'e Jackson	So.	F/C	6-1
11	Samantha Mahoney	Jr.	G	5-10
00	Carly Ormerod	So.	G	5-8
33	Jenny Pfeiffer	Sr.	G	5-8
1	Eleia Roddy	Jr.	F/C	6-3
12	Lydia Watkins	Fr.	G/F	6-1

2006-07 SCHEDULE

N	10	WASHINGTON STATE
	12	WAKE FOREST/INDIANA
	18	at Old Dominion
	24	vs. Delaware
	25	vs. San Francisco/Southern Illinois
	30	DETROIT
D	3	at Louisville
	8	ALABAMA STATE
	17	ARKANSAS PINE BLUFF
	19	MISSISSIPPI VALLEY STATE
	21	SOUTHERN
J	2	TEXAS PAN AMERICAN
	4	SOUTH CAROLINA
	6	at Ohio State
	11	at Alabama
	14	MISSISSIPPI
	18	at LSU
	21	at Auburn
	25	MISSISSIPPI STATE
	28	at South Carolina
F	1	VANDERBILT
	4	FLORIDA
	8	at Mississippi
	11	at Tennessee
	15	GEORGIA
	18	ARKANSAS
	25	at Florida
M	1-4	SEC Tournament

GAME 26

MISSISSIPPI



Carol Ross



Feb. 15 at 7:00 p.m.
Knoxville



Armintie Price

GENERAL INFORMATION

LOCATION: Oxford, Miss.
ARENA/CAPACITY: C. M. "Tad" Smith
Coliseum/8,700
DATE & TIME OF GAME: Feb. 15 at
7:00 p.m.
SITE: Knoxville
NICKNAME: Rebels

COLORS: Cardinal Red & Navy Blue
CHANCELLOR: Dr. Robert C. Khayat
ENROLLMENT: 16,498
DIRECTOR OF ATHLETICS: Pete Boone
CONFERENCE: Southeastern

COACHING STAFF

HEAD COACH (ALMA MATER/YEAR): Carol Ross
RECORD AT MISSISSIPPI/YEARS: 53-39/3
CAREER RECORD/YEARS: 300-160/15
ASSOCIATE HEAD COACH (ALMA MATER/YEAR): Peggie Gillom-Granderson (Ole Miss
'80)
ASSISTANT COACHES (ALMA MATER/YEAR): Renee Ladner (Ole Miss '81), Jocelyn

TEAM OUTLOOK

2005-06 RECORD: 17-14
CONFERENCE RECORD/FINISH: 5-9/8th
POSTSEASON: WNIT Second Round
FINAL AP RANK: NR
FINAL USA TODAY RANK: NR
SERIES RECORD: UT 29-7
LAST MEETING: Feb. 2, 2006, UT 78-63
LETTERWINNERS RETURNING/LOST: 9/3

2006-07 ROSTER

No.	Name	Yr.	Pos.	Ht.
3	Ashley Awkward	Sr.	G	5-6
10	Carla Bartee	Jr.	F	6-1
11	Shantell Black	Fr.	G	5-4
32	Alliesha Easley	Fr.	G	5-8
40	Danetra Forrest	Jr.	F	6-1
25	Daphnee Frieson	Fr.	C	6-4
35	Shawn Goff	So.	C	6-3
34	Jada Mincy	Sr.	F	6-1
24	Armintie Price	Sr.	G	5-9
14	Elizabeth Robertson	Fr.	G	5-10
2	Lindsay Roy	Jr.	G	5-9
45	Bianca Thomas	Fr.	G	5-10
33	Brandi Tipton	So.	F	6-2
22	Tasi Worsham	Jr.	G	5-9

2006-07 SCHEDULE

N	10	SOUTHEASTERN LOUISIANA
	14	at Alabama-Birmingham
	17	at Rice
	19	RHODE ISLAND
	21	ARKANSAS-PINE BLUFF
	24	vs. Northwestern
	25	vs. G. Webb/Maryland
D	2	ILLINOIS
	10	PENN STATE
	12	at Rutgers
	17	CENTRAL ARKANSAS
	21	MIAMI
	28	vs. Fordham
	29	vs. Tulane/UTA
J	2	NICHOLLS STATE
	4	at Auburn
	7	VANDERBILT
	11	LSU
	14	at Kentucky
	18	SOUTH CAROLINA
	25	at Georgia
	28	MISSISSIPPI STATE
F	1	at Florida
	4	at Arkansas
	8	KENTUCKY
	11	ALABAMA
	15	at Tennessee
	18	at Mississippi State
	25	AUBURN
M	1-4	SEC Tournament

Susan Lax, Basketball SID

slax0@uky.edu
Room 23 Memorial Coliseum,
Lexington, KY 40506-0019
Office: (859) 257-8420 • **Home:** (859) 608- 5019
Press Row: (859) 323-5900 • **Fax:** (859) 323-4310
www.ukathletics.com

Katy Lonergan, Basketball SID

lonergan@olemiss.edu
P.O. Box 217, University, MS 38677
Office: (662) 915-7522 • **Cell:** (662) 715-9396
Press Row: (662) 236-1931
Fax: (662) 915-7006
www.OleMissSports.com

2006-07 OPPONENTS

GAME 27

LOUISIANA STATE



Pokey Chatman



Feb. 19 at 6:00 p.m. CT
Baton Rouge, La.



Sylvia Fowles

GENERAL INFORMATION

LOCATION: Baton Rouge, La.
ARENA/CAPACITY: Pete Maravich Assembly Center/13,468
DATE & TIME OF GAME: Feb. 19 at 6:00 p.m. CT
SITE: Baton Rouge, La.
NICKNAME: Lady Tigers

COLORS: Purple & Gold
PRESIDENT: Dr. William L. Jenkins
ENROLLMENT: 31,234
DIRECTOR OF ATHLETICS: Stanley "Skip" Bertman
CONFERENCE: Southeastern

COACHING STAFF

HEAD COACH (ALMA MATER/YEAR): Pokey Chatman (LSU '91)
RECORD AT LSU/YEARS: 64-7/2
CAREER RECORD/YEARS: Same
ASSISTANT COACHES (ALMA MATER/YEAR): Bob Starkey, Carla Berry (LSU '93), Christie Sides (Louisiana Tech '00)

TEAM OUTLOOK

2005-06 RECORD: 31-4
CONFERENCE RECORD/FINISH: 13-1/1st
POSTSEASON: NCAA Final Four
FINAL AP RANK: 5th
FINAL USA TODAY RANK: 4th
SERIES RECORD: UT 34-9
LAST MEETING: March 5, 2006, UT 63-62
LETTERWINNERS RETURNING/LOST: 8/3

2006-07 ROSTER

No.	Name	Yr.	Pos.	Ht.
4	Katie Antony	Jr.	G	5-10
15	Quianna Chaney	Jr.	G	5-11
34	Sylvia Fowles	Jr.	C	6-6
23	Allison Hightower	Fr.	G	5-10
12	RaShonta LeBlanc	Jr.	G	5-7
10	Khalilah Mitchell	Jr.	G	5-11
44	Kristen Morris	So.	F	6-2
22	Porsha Phillips	Fr.	F	6-2
54	Ashley Thomas	Jr.	F	6-0
5	Erica White	Jr.	G	5-3
24	Marian Whitfield	Jr.	G	5-9
25	Mesha Williams	Jr.	C	6-3

2006-07 SCHEDULE

N	12	WEST VIRGINIA
	13	HOWARD
	14	VIRGINIA TECH
	16	UL-LAFAYETTE
	19	at Tulane
	21	at Baylor
	24	vs. Eastern Washington
	25	vs. Tulsa
	27	at New Orleans
D	2	DETROIT MERCY
	10	OHIO STATE
	17	at Michigan State
	20	MCNEESE STATE
	30	vs. Louisiana Tech
J	3	at South Florida
	7	GEORGIA
	11	at Mississippi
	18	KENTUCKY
	21	at Alabama
	25	ARKANSAS
	28	AUBURN
F	1	at Georgia
	4	at South Carolina
	8	FLORIDA
	11	CONNECTICUT
	15	at Arkansas
	19	TENNESSEE
	22	at Vanderbilt
	25	ALABAMA
M	1-4	SEC Tournament

Brian Miller, Basketball SID

bmill@lsu.edu
P.O. Box 25095, Baton Rouge, LA 70894-5095
Office: (225) 578-8226 • **Home:** (225) 261-7941
Cell: (225) 939-0204 • **Press Row:** (225) 578-8226
Fax: (225) 578-1861
www.LSUsports.com

GAME 28

ARKANSAS



Susie Gardner



Feb. 22 at 7:00 p.m. CT
Fayetteville, Ark.



Sarah Pfeifer

GENERAL INFORMATION

LOCATION: Fayetteville, Ark.
ARENA/CAPACITY: Bud Walton Arena/19,500
DATE & TIME OF GAME: Feb. 22 at 7:00 p.m. CT
SITE: Fayetteville, Ark.
NICKNAME: Lady Razorbacks

COLORS: Cardinal and White
PRESIDENT: Dr. John A. White
ENROLLMENT: 17,269
DIRECTOR OF ATHLETICS: Bev Lewis
CONFERENCE: Southeastern

COACHING STAFF

HEAD COACH (ALMA MATER/YEAR): Susie Gardner (Georgia '86)
RECORD AT ARKANSAS/YEARS: 46-41/3
CAREER RECORD/YEARS: 158-132/10
ASSISTANT COACHES (ALMA MATER/YEAR): Amber Shirey (Arkansas '92), Johnnie Harris (Arkansas Baptist '96), Mike Neighbors (Arkansas '93)

TEAM OUTLOOK

2005-06 RECORD: 13-15
CONFERENCE RECORD/FINISH: 5-9/t-8th
POSTSEASON: None
FINAL AP RANK: NR
FINAL USA TODAY RANK: NR
SERIES RECORD: UT 17-1
LAST MEETING: Feb. 5, 2006, UT 77-37
LETTERWINNERS RETURNING/LOST: 7/6

2006-07 ROSTER

No.	Name	Yr.	Pos.	Ht.
14	Danielle Allen	Sr.	F	6-0
34	Ayana Brereton	So.	F	5-10
23	Donica Cosby	Fr.	G	5-7
44	Lauren Ervin	Fr.	C	6-3
32	Charity Ford	Fr.	G	5-8
24	Leslie Howard	Sr.	G	5-10
31	Whitney Jones	So.	C	6-0
33	Sarah Pfeifer	Sr.	F	6-0
20	Kendra Roberts	Fr.	G	5-7
22	Tanisha Smith	Fr.	F	6-1
11	LaKendra Spates	Fr.	F	6-1
25	Brittney Vaughn	Jr.	G	5-7
3	Dominique Washington	Sr.	G	5-10

2006-07 SCHEDULE

N	10	at Clemson
	13	LOUISIANA-MONROE
	17	at Lipscomb
	18	at Austin Peay
	20	WICHITA STATE
	24	vs. Denver
	25	vs. Texas Tech/Hawaii
	26	at Hawaiian Airlines Rainbow Wahine Classic
D	1	PORTLAND STATE
	3	TEXAS SOUTHERN
	13	SOUTHERN METHODIST
	16	at Tulsa
	18	at Memphis
	20	vs. Stephen F. Austin
	28	CINCINNATI
	30	at St. Louis
J	4	at Vanderbilt
	7	MISSISSIPPI STATE
	14	at Auburn
	18	ALABAMA
	21	at Florida
	25	at LSU
	28	VANDERBILT
F	1	at Mississippi State
	4	Mississippi
	8	South Carolina
	15	LSU
	18	at Kentucky
	22	TENNESSEE
	25	at Georgia
M	1-4	at SEC Tournament

Dr. Bill Smith, Basketball SID

bsmith@uark.edu
131 Barnhill Arena, Fayetteville, AR 72703
Office: (479) 575-3707 • **Home:** (479) 443-9450
Press Row: (479) 575-6622
Fax: (479) 575-7410
www.ladybacks.com

LADY VOL RETURNEES VERSUS 2006-07 OPPONENTS

LADY VOL RETURNEES – CAREER STATS vs. ALABAMA

NAME	GP/GS	MIN	FG	FGA	PCT	3-POINTERS			FT	FTA	PCT	REBOUNDS			AVG	PF	AS	BK	ST	P/AVG
						FG	FGA	PCT				OFF	DEF	TOT						
Nicky Anosike	3/3	76	12	17	.706	0	0	—	14	19	.737	14	4	18	6.0	8	3	2	5	38/12.7
Alex Fuller	2/0	45	3	7	.429	1	3	.333	2	2	1.000	2	9	11	5.5	3	5	2	1	9/4.5
Alexis Hornbuckle	2/1	47	11	12	.917	1	2	.500	8	8	1.000	4	8	12	6.0	7	9	0	5	31/15.5
Candace Parker	2/2	54	9	20	.450	0	1	.000	9	17	.529	2	7	9	4.5	3	7	5	2	27/13.5
Dominique Redding	4/0	42	4	15	.267	2	6	.333	6	6	1.000	1	5	6	1.5	1	6	0	0	16/4.0
Sidney Spencer	3/1	78	8	19	.421	1	6	.167	0	0	—	4	4	8	2.7	6	9	0	2	17/5.7

LADY VOL RETURNEES – CAREER STATS vs. ARIZONA STATE

NAME	GP/GS	MIN	FG	FGA	PCT	3-POINTERS			FT	FTA	PCT	REBOUNDS			AVG	PF	AS	BK	ST	P/AVG
						FG	FGA	PCT				OFF	DEF	TOT						
No active player statistics																				

LADY VOL RETURNEES – CAREER STATS vs. ARKANSAS

NAME	GP/GS	MIN	FG	FGA	PCT	3-POINTERS			FT	FTA	PCT	REBOUNDS			AVG	PF	AS	BK	ST	P/AVG
						FG	FGA	PCT				OFF	DEF	TOT						
Nicky Anosike	3/3	61	6	12	.500	0	0	—	10	12	.833	5	10	15	5.0	7	12	5	1	22/7.3
Alex Fuller	1/0	19	1	4	.250	0	1	.000	0	0	—	1	3	4	4.0	2	0	0	0	2/2.0
Alexis Hornbuckle	3/2	75	7	19	.368	0	2	.000	2	4	.500	2	19	21	7.0	10	11	1	7	16/5.3
Candace Parker	1/1	26	7	10	.700	0	0	—	4	6	.667	3	5	8	8.0	2	1	0	3	18/18.0
Dominique Redding	5/0	74	8	19	.421	1	5	.200	8	8	1.000	0	10	10	2.0	1	1	0	2	25/5.0
Sidney Spencer	5/0	93	8	22	.364	3	6	.500	7	10	.700	4	12	16	3.2	10	6	2	3	26/5.2

LADY VOL RETURNEES – CAREER STATS vs. AUBURN

NAME	GP/GS	MIN	FG	FGA	PCT	3-POINTERS			FT	FTA	PCT	REBOUNDS			AVG	PF	AS	BK	ST	P/AVG
						FG	FGA	PCT				OFF	DEF	TOT						
Nicky Anosike	4/4	106	9	16	.563	0	0	—	15	23	.652	12	16	28	7.0	8	4	1	8	33/8.3
Alex Fuller	2/0	31	6	9	.667	1	1	1.000	0	0	—	2	3	5	2.5	5	3	1	2	13/6.5
Alexis Hornbuckle	2/1	56	4	12	.333	0	1	.000	3	8	.375	5	6	11	5.5	7	8	0	3	11/5.5
Candace Parker	2/2	56	13	25	.520	0	1	.000	2	3	.667	5	20	25	12.5	4	10	1	3	28/14.0
Dominique Redding	4/0	40	3	12	.250	2	7	.286	2	2	1.000	1	1	2	0.5	3	2	0	2	10/2.5
Sidney Spencer	4/2	109	17	30	.567	7	13	.538	3	3	1.000	10	9	19	4.8	8	3	1	1	44/11.0

LADY VOL RETURNEES – CAREER STATS vs. CHATTANOOGA

NAME	GP/GS	MIN	FG	FGA	PCT	3-POINTERS			FT	FTA	PCT	REBOUNDS			AVG	PF	AS	BK	ST	P/AVG
						FG	FGA	PCT				OFF	DEF	TOT						
Nicky Anosike	2/0	27	4	8	.500	0	0	—	3	10	.333	2	5	7	3.5	7	1	1	1	11/5.5
Alex Fuller	1/0	21	1	1	1.000	0	0	—	2	2	1.000	1	3	4	4.0	0	2	2	0	4/4.0
Alexis Hornbuckle	2/1	42	3	10	.300	1	4	.250	2	4	.500	2	7	9	4.5	2	6	3	3	9/4.5
Candace Parker	1/1	21	4	8	.500	0	0	—	6	7	.857	3	6	9	9.0	0	3	1	0	14/14.0
Dominique Redding	3/0	44	6	14	.429	1	3	.333	1	3	.333	1	9	10	3.3	2	0	0	0	14/4.7
Sidney Spencer	3/1	51	7	17	.412	0	3	.000	6	6	1.000	7	9	16	5.3	6	2	2	1	20/6.7

LADY VOL RETURNEES – CAREER STATS vs. CONNECTICUT

NAME	GP/GS	MIN	FG	FGA	PCT	3-POINTERS			FT	FTA	PCT	REBOUNDS			AVG	PF	AS	BK	ST	P/AVG
						FG	FGA	PCT				OFF	DEF	TOT						
Nicky Anosike	2/2	51	3	13	.231	0	0	—	8	15	.533	5	6	10	5.0	3	5	1	3	14/7.0
Alex Fuller	1/0	5	0	1	.000	0	0	—	0	0	—	0	1	1	1.0	0	0	0	0	0/0.0
Alexis Hornbuckle	2/1	64	7	18	.389	0	1	.000	10	11	.909	7	13	20	10.0	6	13	0	6	24/12.0
Candace Parker	1/1	26	5	9	.556	0	0	—	3	4	.750	0	1	1	1.0	5	3	1	1	13/13.0
Dominique Redding	4/0	14	3	5	.600	1	2	.500	0	0	—	1	1	2	0.5	1	1	0	0	7/1.8
Sidney Spencer	4/1	75	6	14	.429	5	6	.833	9	10	.900	6	7	13	3.3	8	6	4	0	26/6.5

LADY VOL RETURNEES – CAREER STATS vs. DUKE

NAME	GP/GS	MIN	FG	FGA	PCT	3-POINTERS			FT	FTA	PCT	REBOUNDS			AVG	PF	AS	BK	ST	P/AVG
						FG	FGA	PCT				OFF	DEF	TOT						
Nicky Anosike	2/1	44	3	8	.375	0	0	—	0	0	—	4	2	6	3.0	7	2	6	1	6/3.0
Alex Fuller	1/0	2	1	1	1.000	1	1	1.000	0	0	—	1	-	1	1.0	0	0	0	0	3/3.0
Alexis Hornbuckle	2/1	64	6	19	.316	0	4	.000	0	4	.000	3	6	9	4.5	5	5	1	7	12/6.0
Candace Parker	1/1	37	7	11	.636	1	1	1.000	2	4	.500	0	5	5	5.0	3	5	3	2	17/17.0
Dominique Redding	2/0	16	1	5	.200	1	2	.500	0	0	—	0	1	1	0.5	0	0	0	1	3/1.5
Sidney Spencer	3/2	74	9	20	.450	5	8	.625	1	2	.500	3	7	10	3.3	6	1	1	7	24/8.0



LADY VOL RETURNEES VERSUS 2006-07 OPPONENTS

LADY VOL RETURNEES – CAREER STATS vs. FLORIDA

NAME	GP/GS	MIN	FG	FGA	PCT	3-POINTERS			FT	FTA	PCT	REBOUNDS			PF	AS	BK	ST	P/AVG	
						FG	FGA	PCT				OFF	DEF	TOT						AVG
Nicky Anosike	2/2	42	1	8	.125	0	0	—	10	11	.909	8	8	16	8.0	10	1	2	2	12/6.0
Alex Fuller	1/0	19	0	2	.000	0	0	—	1	2	.500	2	1	3	3.0	2	1	0	1	1/1.0
Alexis Hornbuckle	1/1	21	4	5	.800	0	0	—	0	0	—	3	2	5	5.0	5	1	0	0	8/8.0
Candace Parker	1/1	41	12	17	.706	0	0	—	10	16	.625	3	12	15	15.0	4	3	5	2	34/34.0
Dominique Redding	3/0	38	3	8	.375	2	4	.500	2	2	1.000	0	2	2	0.7	4	7	0	2	10/3.3
Sidney Spencer	3/2	87	7	24	.292	1	7	.143	11	11	1.000	7	7	14	4.7	8	3	3	4	26/8.7

LADY VOL RETURNEES – CAREER STATS vs. GEORGE WASHINGTON

NAME	GP/GS	MIN	FG	FGA	PCT	3-POINTERS			FT	FTA	PCT	REBOUNDS			PF	AS	BK	ST	P/AVG	
						FG	FGA	PCT				OFF	DEF	TOT						AVG
Nicky Anosike	3/2	87	9	17	.529	0	0	—	3	5	.600	13	15	28	9.3	8	8	6	2	21/7.0
Alex Fuller	1/0	5	0	0	—	0	0	—	0	0	—	0	1	1	1.0	0	0	0	0	0/0.0
Alexis Hornbuckle	3/1	72	8	19	.421	1	2	.500	6	8	.750	5	11	16	5.3	5	9	1	9	23/7.7
Candace Parker	2/2	69	10	23	.435	0	1	.000	9	11	.818	3	11	14	7.0	5	3	3	4	29/14.5
Dominique Redding	4/0	36	2	10	.200	0	5	.000	5	7	.714	4	0	4	1.0	2	1	0	1	9/2.3
Sidney Spencer	4/2	79	11	22	.500	3	8	.375	1	2	.500	3	6	9	3.0	5	2	1	1	26/6.5

LADY VOL RETURNEES – CAREER STATS vs. GEORGIA

NAME	GP/GS	MIN	FG	FGA	PCT	3-POINTERS			FT	FTA	PCT	REBOUNDS			PF	AS	BK	ST	P/AVG	
						FG	FGA	PCT				OFF	DEF	TOT						AVG
Nicky Anosike	4/4	92	8	16	.500	0	0	—	12	15	.800	12	11	23	5.8	13	7	6	1	28/7.0
Alex Fuller	3/0	17	0	1	.000	0	1	.000	0	0	—	1	0	1	0.3	0	1	0	0	0/0.0
Alexis Hornbuckle	2/2	59	7	18	.389	0	3	.000	5	7	.714	4	7	11	5.5	4	7	1	5	19/8.5
Candace Parker	3/3	111	27	41	.659	0	0	—	17	23	.739	9	27	36	12.0	6	11	7	2	71/23.7
Dominique Redding	5/1	50	5	13	.385	3	8	.375	1	2	.500	2	5	7	1.4	5	3	0	2	14/2.8
Sidney Spencer	6/3	143	21	31	.677	5	11	.455	4	7	.571	8	11	19	3.2	19	5	2	5	51/8.5

LADY VOL RETURNEES – CAREER STATS vs. KENTUCKY

NAME	GP/GS	MIN	FG	FGA	PCT	3-POINTERS			FT	FTA	PCT	REBOUNDS			PF	AS	BK	ST	P/AVG	
						FG	FGA	PCT				OFF	DEF	TOT						AVG
Nicky Anosike	2/2	49	6	11	.545	0	0	—	5	7	.714	4	6	10	5.0	2	4	3	2	17/8.5
Alex Fuller	1/0	1	0	0	—	0	0	—	0	0	—	0	0	0	0.0	0	0	0	0	0/0.0
Alexis Hornbuckle	2/2	47	5	13	.385	2	3	.667	1	2	.500	3	3	6	3.0	7	3	3	5	13/6.5
Candace Parker	1/1	35	8	14	.571	0	1	.000	9	10	1.000	5	4	9	9.0	1	3	3	1	25/25.0
Dominique Redding	3/0	18	1	6	.167	0	1	.000	4	5	.800	0	2	2	0.7	2	1	1	0	5/1.7
Sidney Spencer	3/1	74	9	21	.429	1	7	.143	3	4	.750	6	6	12	4.0	9	2	2	3	22/7.3

LADY VOL RETURNEES – CAREER STATS vs. LOUISIANA STATE

NAME	GP/GS	MIN	FG	FGA	PCT	3-POINTERS			FT	FTA	PCT	REBOUNDS			PF	AS	BK	ST	P/AVG	
						FG	FGA	PCT				OFF	DEF	TOT						AVG
Nicky Anosike	4/4	106	2	15	.133	0	0	—	9	13	.692	15	19	34	8.5	12	6	4	3	13/3.3
Alex Fuller	2/0	6	0	1	.000	0	0	—	0	0	—	1	2	3	1.5	0	0	0	0	0/0.0
Alexis Hornbuckle	3/2	84	10	25	.400	0	4	.000	2	3	.667	7	12	19	6.3	6	10	2	6	22/7.3
Candace Parker	2/2	78	16	34	.471	1	2	.500	10	15	.667	6	9	15	7.5	3	5	5	2	43/21.5
Dominique Redding	6/0	44	6	13	.462	4	10	.400	0	0	—	3	2	5	0.8	7	2	1	1	16/2.7
Sidney Spencer	5/2	112	14	39	.359	7	15	.467	4	4	1.000	9	11	20	4.0	11	1	3	5	39/7.8

LADY VOL RETURNEES – CAREER STATS vs. LOUISIANA TECH

NAME	GP/GS	MIN	FG	FGA	PCT	3-POINTERS			FT	FTA	PCT	REBOUNDS			PF	AS	BK	ST	P/AVG	
						FG	FGA	PCT				OFF	DEF	TOT						AVG
Nicky Anosike	2/1	38	5	8	.625	0	0	—	3	7	.429	4	5	8	4.0	7	5	1	6	13/6.5
Alex Fuller	1/0	9	1	2	.500	0	1	.000	0	0	—	1	0	1	1.0	0	0	0	0	2/2.0
Alexis Hornbuckle	2/2	63	10	21	.476	0	2	.000	6	11	.545	4	4	8	4.0	7	3	0	7	26/13.0
Candace Parker	1/1	28	6	9	.667	1	1	1.000	5	5	1.000	2	5	7	7.0	0	3	3	4	18/18.0
Dominique Redding	3/0	20	2	7	.286	1	5	.200	0	0	—	3	1	4	1.3	4	0	0	0	5/1.7
Sidney Spencer	3/1	68	6	16	.375	1	5	.200	0	1	.000	6	9	15	5.0	10	3	1	1	13/4.3

LADY VOL RETURNEES – CAREER STATS vs. MIDDLE TENNESSEE

NAME	GP/GS	MIN	FG	FGA	PCT	3-POINTERS			FT	FTA	PCT	REBOUNDS			PF	AS	BK	ST	P/AVG
						FG	FGA	PCT				OFF	DEF	TOT					

No active player statistics



LADY VOL RETURNEES VERSUS 2006-07 OPPONENTS

LADY VOL RETURNEES – CAREER STATS vs. MISSISSIPPI

NAME	GP/GS	MIN	FG	FGA	PCT	3-POINTERS			FT	FTA	PCT	REBOUNDS			AVG	PF	AS	BK	ST	P/AVG
						FG	FGA	PCT				OFF	DEF	TOT						
Nicky Anosike	2/2	49	3	6	.500	0	0	—	8	10	.800	5	9	14	7.0	7	4	1	3	14/7.0
Alex Fuller	1/0	19	1	3	.333	1	2	.500	3	4	.750	1	1	2	2.0	0	4	0	0	6/6.0
Alexis Hornbuckle	2/1	51	8	20	.400	0	2	.000	5	7	.714	4	5	9	4.5	8	11	4	4	21/10.5
Candace Parker	1/1	27	2	7	.286	0	1	.000	3	3	1.000	0	4	4	4.0	4	2	1	0	7/7.0
Dominique Redding	3/0	30	5	12	.417	1	2	.500	0	0	—	1	7	8	2.7	5	2	0	0	11/3.7
Sidney Spencer	3/1	77	14	22	.636	4	6	.667	6	6	1.000	9	6	15	5.0	7	6	1	3	38/12.7

LADY VOL RETURNEES – CAREER STATS vs. MISSISSIPPI STATE

NAME	GP/GS	MIN	FG	FGA	PCT	3-POINTERS			FT	FTA	PCT	REBOUNDS			AVG	PF	AS	BK	ST	P/AVG
						FG	FGA	PCT				OFF	DEF	TOT						
Nicky Anosike	2/2	40	4	7	.571	0	0	—	6	10	.600	6	5	11	5.5	6	1	1	4	14/7.0
Alex Fuller	1/0	20	1	4	.250	0	1	.000	0	0	—	0	3	3	3.0	2	0	1	1	2/2.0
Alexis Hornbuckle	2/1	41	3	7	.429	0	1	.000	1	2	.500	1	4	5	2.5	7	7	0	4	7/3.5
Candace Parker	1/1	29	6	9	.667	0	0	.000	4	5	.800	4	7	11	11.0	2	3	1	3	16/16.0
Dominique Redding	3/0	30	4	6	.667	1	3	.333	1	1	1.000	1	3	4	1.3	5	1	1	0	10/3.3
Sidney Spencer	3/1	63	8	21	.381	2	5	.400	3	3	1.000	5	5	10	3.3	4	1	0	2	21/7.0

LADY VOL RETURNEES – CAREER STATS vs. NORTH CAROLINA

NAME	GP/GS	MIN	FG	FGA	PCT	3-POINTERS			FT	FTA	PCT	REBOUNDS			AVG	PF	AS	BK	ST	P/AVG
						FG	FGA	PCT				OFF	DEF	TOT						
Nicky Anosike	1/1	36	1	5	.200	0	0	—	3	4	.750	3	3	6	6.0	3	3	5	3	5/5.0
Alex Fuller	1/0	5	0	1	.000	0	0	—	0	0	—	0	0	0	0.0	0	0	0	1	0/0.0
Alexis Hornbuckle	1/0	25	1	6	.167	0	0	—	4	4	1.000	0	6	6	6.0	0	4	1	2	6/6.0
Candace Parker	1/1	35	8	12	.667	0	0	—	4	6	.667	4	5	9	9.0	2	3	2	1	20/20.0
Dominique Redding	1/0	1	0	0	—	0	0	—	0	0	—	0	0	0	0.0	0	0	0	0	0/0.0
Sidney Spencer	1/1	27	6	13	.462	1	7	.143	0	0	—	1	1	2	2.0	5	0	1	1	13/13.0

LADY VOL RETURNEES – CAREER STATS vs. NOTRE DAME

NAME	GP/GS	MIN	FG	FGA	PCT	3-POINTERS			FT	FTA	PCT	REBOUNDS			AVG	PF	AS	BK	ST	P/AVG
						FG	FGA	PCT				OFF	DEF	TOT						
Nicky Anosike	1/1	25	1	2	.500	0	0	—	7	10	.700	3	3	6	6.0	3	0	0	1	9/9.0
Alex Fuller	1/0	12	2	5	.400	0	1	.000	0	0	—	1	1	2	2.0	1	0	0	0	4/4.0
Alexis Hornbuckle	1/1	30	6	11	.545	2	3	.667	1	2	.500	5	3	8	8.0	4	4	0	5	15/15.0
Candace Parker	1/1	33	3	11	.273	0	0	—	2	2	1.000	2	9	11	11.0	3	2	2	0	8/8.0
Dominique Redding	2/0	22	4	11	.364	2	5	.400	0	0	—	3	3	6	3.0	5	2	0	1	10/5.0
Sidney Spencer	2/1	34	2	7	.286	2	5	.400	2	2	1.000	3	3	6	3.0	4	3	1	0	8/4.0

LADY VOL RETURNEES – CAREER STATS vs. OLD DOMINION

NAME	GP/GS	MIN	FG	FGA	PCT	3-POINTERS			FT	FTA	PCT	REBOUNDS			AVG	PF	AS	BK	ST	P/AVG
						FG	FGA	PCT				OFF	DEF	TOT						
Nicky Anosike	2/2	48	5	10	.500	0	0	—	10	14	.714	4	8	12	6.0	7	2	1	4	20/10.0
Alex Fuller	1/0	9	0	0	—	0	0	—	0	0	—	0	1	1	1.0	0	0	0	0	0/0.0
Alexis Hornbuckle	2/2	63	5	15	.333	2	4	.500	5	6	.833	5	6	11	5.5	2	8	1	3	17/8.5
Candace Parker	1/1	29	4	7	.571	0	0	—	2	2	1.000	1	3	4	4.0	3	3	1	2	10/10.0
Dominique Redding	3/0	34	4	13	.308	1	5	.200	2	3	.666	2	1	3	1.0	3	0	1	0	7/2.3
Sidney Spencer	3/1	57	7	16	.438	0	3	.000	1	2	.500	5	6	11	3.7	7	3	1	0	15/5.0

LADY VOL RETURNEES – CAREER STATS vs. SOUTH CAROLINA

NAME	GP/GS	MIN	FG	FGA	PCT	3-POINTERS			FT	FTA	PCT	REBOUNDS			AVG	PF	AS	BK	ST	P/AVG
						FG	FGA	PCT				OFF	DEF	TOT						
Nicky Anosike	3/3	46	7	15	.467	0	0	—	4	4	1.000	3	10	13	4.3	11	3	1	3	18/6.0
Alex Fuller	1/0	6	0	0	—	0	0	—	0	0	—	0	1	1	1.0	0	0	0	0	0/0.0
Alexis Hornbuckle	3/3	69	10	19	.526	1	3	.333	1	3	.333	3	7	10	3.3	7	11	0	4	22/7.3
Candace Parker	1/1	37	4	10	.400	0	1	.000	2	4	.500	5	4	9	9.0	2	1	1	1	10/10.0
Dominique Redding	4/0	37	5	17	.294	1	4	.250	3	6	.500	5	2	7	1.8	3	1	0	2	14/3.5
Sidney Spencer	5/1	104	12	29	.414	3	8	.375	6	8	.750	8	13	21	4.2	9	9	2	3	33/6.6



LADY VOL RETURNEES VERSUS 2006-07 OPPONENTS

LADY VOL RETURNEES – CAREER STATS vs. STANFORD

NAME	GP/GS	MIN	FG	FGA	PCT	3-POINTERS			FT	FTA	PCT	REBOUNDS			PF	AS	BK	ST	P/AVG	
						FG	FGA	PCT				OFF	DEF	TOT						AVG
Nicky Anosike	2/1	32	2	6	.333	0	0	—	4	6	.667	7	2	9	4.5	5	1	1	5	6/3.0
Alex Fuller	1/0	8	0	1	.000	0	0	—	0	0	—	0	1	1	1.0	1	1	0	0	0/0.0
Alexis Hornbuckle	2/2	46	6	21	.286	0	1	.000	7	9	.778	4	2	6	3.0	9	3	0	5	19/9.5
Candace Parker	1/1	36	6	9	.667	0	0	—	9	9	1.000	2	10	12	12.0	2	2	1	3	21/21.0
Dominique Redding	3/0	26	4	8	.500	1	2	.500	2	2	1.000	2	3	5	1.7	1	2	0	0	11/3.7
Sidney Spencer	4/1	77	7	23	.304	2	9	.222	2	2	1.000	7	7	14	3.5	7	0	0	0	18/4.5

LADY VOL RETURNEES – CAREER STATS vs. TENNESSEE-MARTIN

NAME	GP/GS	MIN	FG	FGA	PCT	3-POINTERS			FT	FTA	PCT	REBOUNDS			PF	AS	BK	ST	P/AVG
						FG	FGA	PCT				OFF	DEF	TOT					
No active player statistics																			

LADY VOL RETURNEES – CAREER STATS vs. TEXAS

NAME	GP/GS	MIN	FG	FGA	PCT	3-POINTERS			FT	FTA	PCT	REBOUNDS			PF	AS	BK	ST	P/AVG	
						FG	FGA	PCT				OFF	DEF	TOT						AVG
Nicky Anosike	2/1	31	2	5	.400	0	0	—	4	7	.571	2	8	10	5.0	7	3	1	3	8/2.0
Alex Fuller	Injured																			
Alexis Hornbuckle	1/0	19	1	10	.100	0	0	—	1	5	.200	4	0	4	4.0	3	2	0	2	3/3.0
Candace Parker	1/1	26	5	11	.455	0	1	.000	7	10	.700	5	9	14	14.0	2	1	3	3	17/17.0
Dominique Redding	3/0	22	5	10	.500	1	4	.250	0	0	—	1	0	1	0.3	3	0	0	0	11/3.7
Sidney Spencer	3/1	52	8	19	.421	3	6	.500	3	3	1.000	2	8	10	3.3	3	2	1	1	18/6.0

LADY VOL RETURNEES – CAREER STATS vs. UCLA

NAME	GP/GS	MIN	FG	FGA	PCT	3-POINTERS			FT	FTA	PCT	REBOUNDS			PF	AS	BK	ST	P/AVG
						FG	FGA	PCT				OFF	DEF	TOT					
No active player statistics																			

LADY VOL RETURNEES – CAREER STATS vs. VANDERBILT

NAME	GP/GS	MIN	FG	FGA	PCT	3-POINTERS			FT	FTA	PCT	REBOUNDS			PF	AS	BK	ST	P/AVG	
						FG	FGA	PCT				OFF	DEF	TOT						AVG
Nicky Anosike	5/5	122	8	25	.320	0	0	—	14	22	.636	15	12	27	5.4	18	11	8	5	30/6.0
Alex Fuller	2/0	8	0	0	—	0	0	—	0	0	—	0	2	2	1.0	0	0	1	0	0/0.0
Alexis Hornbuckle	5/3	145	22	38	.579	0	2	.000	17	22	.773	12	10	22	4.4	11	24	1	8	51/10.2
Candace Parker	2/2	66	13	21	.619	0	0	—	7	12	.583	2	9	11	5.5	5	4	5	5	33/16.5
Dominique Redding	7/1	61	8	18	.444	1	4	.250	0	1	.000	3	2	5	0.7	4	7	1	1	17/2.4
Sidney Spencer	6/2	79	12	24	.500	2	6	.333	14	17	.824	3	8	11	1.8	13	2	1	4	40/6.6

LADY VOL RETURNEES – CAREER STATS vs. WEST VIRGINIA

NAME	GP/GS	MIN	FG	FGA	PCT	3-POINTERS			FT	FTA	PCT	REBOUNDS			PF	AS	BK	ST	P/AVG
						FG	FGA	PCT				OFF	DEF	TOT					
No active player statistics																			



2007 SEC TOURNAMENT

MEDIA INFORMATION

The 2007 Southeastern Conference Women's Basketball Tournament will be held March 1-4 in Duluth, Ga. For more information, including credentials, contact Tammy Wilson in the SEC Office at (205) 458-3010, or write to the SEC Office, 2201 Richard Arrington Blvd. North, Birmingham, AL 35203-1103.

TEAM INFORMATION

When people think of women's collegiate basketball, they think of the Southeastern Conference and the league's domination of the sport the last 16 years. With six national championships, nine runner-up finishes, a nation-leading 30 Final Four appearances and 82 first-team All-America honors, the SEC stands firmly as the nation's premier intercollegiate women's basketball conference.

The 2006 tournament once again illustrated the league's stature, as nearly 40,000 spectators flocked to the ALLTEL Arena in N. Little Rock, Ark., to view the event. Additionally, every tournament game was televised live as FOX Sports Net South carried all first-round, second-round and semifinal games, while ESPN2 televised the championship matchup.

In addition to the large crowds, year in and year out, the tournament's level of play is virtually unparalleled by any other conference. The 2006 edition boasted six NCAA Tournament teams, including Final Four participant LSU. Additionally, the conference had at least six schools selected for tournament play every season between 1993 and 2004, while eight teams have been selected twice.

On Feb. 7, 1980, the first SEC women's basketball tournament began play. It ended four days later with Tennessee defeating Ole Miss for the title. Fast forward 28 years later and the SEC Tournament is still enjoying success and increased popularity.

Beginning with its inception and through 1986, the tournament was held at campus sites. The tournament was then sent to Albany, Ga., which served as the site for six years from 1987-92. The tournament then moved to Chattanooga, Tenn., where it was held from 1993-2000, with the exception of 1998 when the tournament moved to Columbus, Ga.

Since 2001 the tournament has enjoyed many new sites, including Memphis (2001), Nashville (2002, 2004), North Little Rock, Ark. (2003, 2006) and Greenville, S.C. (2005).

This year the SEC Women's Basketball Tournament makes its way to The Arena at Gwinnett Center in Duluth, Ga.

The winner of the 11-game tournament will receive the league's automatic bid to the NCAA Tournament. The tournament seeds and conference champion will be determined by the 14-game regular-season SEC schedule. The top four seeds earn a first-round bye.

The 2007 SEC Women's Basketball Tournament will once again enjoy live television coverage. FSN South continues its dedication to SEC events by televising all first round, all second round, as well as both semifinal games. The championship game will again be televised on ESPN2.

Public tickets for this year's event will go on sale December 6 and can be purchased by calling (404) 249-6400. Prices are: reserved tournament book, \$75; general admission Dr Pepper Six-Pack tournament book, \$45; reserved single-session (six sessions total), \$15; general admission single-session, \$10.

ARENA

The Arena at Gwinnett Center, Atlanta's premier new entertainment venue, opened in February 2003 and has already hosted acts including Bruce Springsteen, Alan Jackson, George Strait, Coldplay, Tom Petty and the Heartbreakers, plus a myriad of others. Ideal for family shows (Disney on Ice) and large conventions, the Arena is also the home of the Gwinnett Gladiators minor league hockey team.

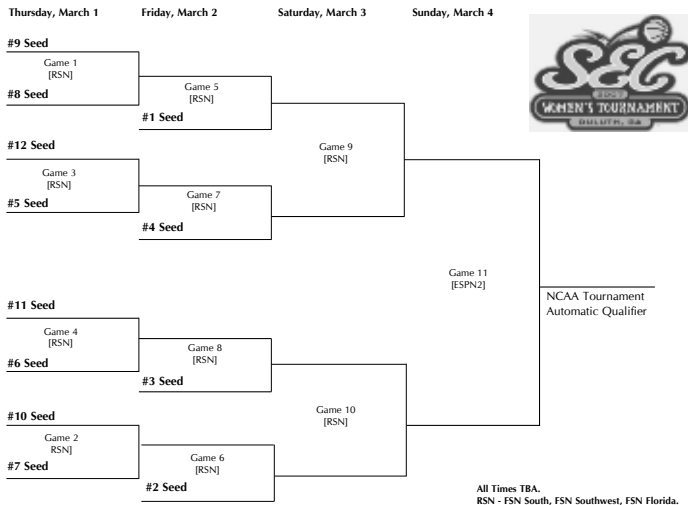
From major conventions to East Coast Hockey League hockey games to music concerts, The Arena at Gwinnett Center can handle it all. With a seating capacity of 13,000, The Arena features a state-of-the-art house reduction system which can easily, comfortably and quickly convert the space for groups ranging from 3,500 to 13,000. The Arena includes 36 corporate suites, two party suites, club level seats, a spacious concourse, wider seats, a high-end sound system and acoustical enhancements to provide the best environment for experiencing a wide range of events.

The Arena also specializes in hosting large conventions and tradeshow with a capacity of up to 10,000 attendees. In the past, The Arena has held political campaign rallies, religious gatherings, sporting competitions and a variety of other events. These shows can also take advantage of the adjacent Convention Center for banquets, breakouts and exhibits.

The Gwinnett Center is centrally located close to many hotels to accommodate out of town guests. Transportation can be provided to make transitions to and from events as seamless as possible. Our campus is also in close proximity to various restaurants, shopping areas and amusement attractions.

2007 SEC Tournament in Duluth, Georgia

2007 SEC WOMEN'S BASKETBALL TOURNAMENT BRACKET
March 1-4 • Arena at Gwinnett Center • Duluth, Ga.



2007 NCAA TOURNAMENT

Sites & Dates

NCAA TOURNAMENT BRACKET ANNOUNCED: March 12 on ESPN

FIRST AND SECOND ROUNDS: March 17 & 19 or March 18 & 20 at eight different sites

REGIONALS: March 24 & 26 or March 25 & 27

FINAL FOUR: April 1 & 3

EAST

(Greensboro Coliseum – 12,005)
Host: Atlantic Coast Conference

Sports Info:
Lindsey Rogers
4512 Weybridge Lane • Greensboro, NC 27407
(336) 337-1249

MIDEAST

(University of Dayton Arena – 13,000)
Host: University of Dayton

Sports Info:
Doug Hauschild
UD Arena
1801 Edwin C. Moses Blvd. • Dayton, Ohio 45418
(937) 229-4390

MIDWEST

(Reunion Arena – 17,767)
Host: Conference USA and Southern Methodist University

Sports Info:
Dana Intihar
Reunion Arena
777 Sports Street • Dallas, TX 75207
(214) 800-3069

WEST

(Save Mart Center – 15,621)
Host: California State University, Fresno

Sports Info:
Roger Kirk
Fresno State Media Relations
5305 N. Campus Dr. Room 153 • Fresno, CA 93740-8020
(559) 278-2509


FINAL FOUR

April 1 & 3
(Quicken Loans Arena – 20,000)
Host: Cleveland State University
and Mid-American Conference

Sports Info:
CSU Convocation Center
Room 204
2000 Prospect Ave.
Cleveland, Ohio 44115
(216) 420-2200



2007 NCAA Division I Women's BASKETBALL CHAMPIONSHIP



March 17 and 19 first-/second round sites: Austin, Minneapolis, Stanford, Los Angeles
March 18 and 20 first-/second round sites: East Lansing, Hartford, Pittsburgh, Raleigh
March 24 and 26 regional sites: Fresno, Greensboro
March 25 and 27 regional sites: Dallas, Dayton

© 2006 National Collegiate Athletic Association. No commercial use without the NCAA's written permission. The NCAA opposes all sports wagering. This bracket should not be used for sweepstakes, contests, office pools or other gambling activities.



2005-06 SEASON IN REVIEW



IN THIS SECTION

Review 70-72

Points/Rebounds 71

Season Highs/Lows 72

Statistics/Results 73-74

Lineups, Starters, Polls 74

Line Scores 75

Game-by-Game Recap & Boxscores 76-87

Class of 2006 88



2005-06 SEASON IN REVIEW

2005-06 TEAM FAILS TO MAKE IT TO THE "HEAD OF THE CLASS"

The 11 student-athletes who took to the hardwood for the University of Tennessee Lady Vols in 2005-06 were determined to return to the "Head of the Class" in the collegiate basketball world. Prior to the season, they had arrived at a collective epiphany — It was high time that they cut down nets at the Final Four. There was good reason for their optimism with an awesome squad ready to take to the court.

Tennessee returned eight veterans, two redshirt freshmen and added a rookie to the mix for 2006. The prior season, with just nine healthy players, the team advanced to the 2005 Final Four. Now, with a full complement of depth at every position, this team did not want to fail at one of the most basic components of Lady Vol Basketball 101 at season's end — scissors in hand...cutting down nets. The Lady Vols knew they had to be students of their sport in order to pass the 29 tests throughout the regular season (they went 25-4). They passed their SEC final exam with flying Orange and White colors by capturing the 2006 SEC Tournament Championship. On a roll, these astute students raced through the first three opponents in the NCAA Tournament. One step away from the Final Four, an opportunity to certainly advance to the "Head of the Class," they stumbled in the Elite 8, and missed out as #1-ranked North Carolina won 75-63. As with any team that has championship aspirations, a number of things have to fall into place — the injury bug must be avoided, you have to have a certain amount of luck and you have to make your breaks and not let your breaks beat you. For a team who had such high hopes, it was a bitter pill to swallow in March when they didn't realize all of their goals.

Nevertheless, the 2005-06 Lady Vol basketball campaign resulted in a sparkling 31-5 overall record, an unprecedented 12th SEC Tournament title and an unmatched 25th consecutive trip to the NCAA Sweet 16. Tennessee skipper, Pat Head Summitt, eclipsed 900 career wins becoming the first NCAA basketball coach to do so. It marked the long-awaited debut of hoopster phenom Candace Parker who capped her rookie season by earning Kodak All-America and SEC Freshman of the Year honors. For any other program, the season would have been considered a great success. For the Lady Vols, it was a disappointment that they didn't finish at the "Head of the Class." Here's a snapshot of the season: *(Complete game-by-game recaps and box scores can be found on pages 76-87).*

THE PRESEASON

SEC COACHES MADE PICKS — The Southeastern Conference unveiled its second annual women's basketball preseason All-SEC first and second teams on Oct. 25, 2005. The Tennessee Lady Vols placed two players — senior guard Shanna Zolman and sophomore center Nicky Anosike — on the first team, while sophomore guard Alexis Hornbuckle earned a spot on the second team.

SERIOUS EXHIBITION NUMBERS — In two exhibition games, the Lady Vols put up some serious numbers. The team shot a mind-boggling .647 from the field (88-136), .452 three-pointers (14-31), .792 on charity tosses (42-53), out rebounded its opponents 43.5-26.0, committed an average of 16.0 miscues while forcing 31 per game, grabbed 21.5 steals per contest while giving up 8.5 thefts. The 2005-06 squad racked up 116 ppg while limiting the opponents to just 47.5 ppg. UT also dished out 24.5 assists and blocked 7.0 shots per game.

TEAM ODDS AND ENDS

SKYSCRAPER LINE-UP — Tennessee boasted one of the tallest teams in women's hoops last season with an average height over 6'1". Coach Pat Summitt's favorite line-up went 6'4", 6'4", 6'3" at the forwards, 6'5" in the post and 5'10" at guard. This line-up averaged a dead-even 6'2" for the tallest starting quintet in Lady Vol history.

PARKER DUNKS — Candace Parker attempted her first collegiate dunk on Feb. 23, 2006, against Auburn with 13:05 left in the game but it rimmed out. Less than a month later, she redeemed herself. It only seems fitting that Tennessee would be involved in another chunk of history in the NCAA Tournament. The Lady Vols hold a ton of big and little NCAA records over the 25 years of the tournament. Add a new category — First NCAA Tournament Dunk — Candace Parker, Tennessee. Second NCAA Tournament Dunk — Candace Parker, Tennessee. First player to dunk twice



Shanna Zolman graduated from Rocky Top in 2006 with the three-pointers records in a game (7), in a season (103) and in a career (266).

in an NCAA Tournament game (or any game for that matter) — Candace Parker, Tennessee. UT's Candace Parker became the fourth woman to dunk in a college game — and the first to do it twice — when the Lady Vols defeated Army, 102-54, in the first round of the NCAA Tournament on Mar. 19.

UT'S RECORD ON ISLANDS — The trip to the U.S. Virgin Islands was the eighth journey for the Tennessee Lady Vols to play basketball on "Islands." The Lady Vols were victorious in winning the 2005 Paradise Jam in the U.S. V. I. with a 3-0 record. This marked UT's first trip back to "Islands" since a Summer 2003 junket to Greece where the Lady Vols won the Greek International Basketball Tournament in Glyfada (outside Athens).

TOURNAMENTS & INVITATIONALS — Since 1969, the Lady Vols have played in 50 regular season tournaments or invitationals and sport 30 championships and 13 runner-up honors. During the Pat Summitt era (since 1974), the Lady Vols have been crowned champions 30 times.

SPOIL SPORTS — The Texas Longhorns had the distinction of the nation's longest winning streak over the Lady Vols — four consecutive games — which was finally broken when the Big Orange UT bested the Burnt Orange UT, 102-61, on Dec. 1, 2005 in Knoxville. With the victory over longtime rival Texas, Lady Vol coach Pat Summitt picked up her 888th career victory. The "crazy eights" win produced the largest margin of victory (41 points) in the storied history of the rivalry. For the Longhorns, it marked their sixth-worst loss in school history was only the fifth time Texas allowed an opponent to score over 100 points, the last time coming in 1999 in a 106-76 loss at Tennessee.

WILEY-GATEWOOD LEAVES TEAM — Pat Summitt announced on Dec. 19, 2005, that sophomore Sa'de Wiley-Gatewood had decided to leave the University of Tennessee. "Sa'de didn't feel like she could play her game here," said Summitt. "We hate to see her leave the Lady Vol family, program and University. I hope she can find great success with her basketball career, academics and life." Wiley-Gatewood, a 5-9 point guard from Pomona, Calif., had started eight of nine games and was the team's fourth leading scorer. She averaged 8.0 ppg, 2.6 rpg and 1.4 apg while logging 26.3 minutes per game.

LET'S GO SEE THE CIRCUS — Lady Vol basketball had that "circus charm" to it again last season. Every road team — George Washington, Stanford, Temple, Notre Dame, South Carolina, Mississippi State, Vanderbilt, Duke, Kentucky, Ole Miss, Georgia and Alabama (UT's 12 road games) posted new attendance records or season high attendance records. The coffers fared well — ticket prices when UT came to town almost doubled the price of a normal ducat at many venues.

Duke and Notre Dame announced advance sell-outs weeks before the game. A normal ticket at Vanderbilt for women's hoops is \$10.50 for anyone but Tennessee — the Commodores charged \$20.50 to see the Lady Vols play. Kentucky drew a record crowd of 13,689 at Rupp Arena when they defeated the Lady Vols, 66-63. Alabama attracted its largest crowd on the year — 5,380. For the third straight season and the ninth time in the last 10 years, Tennessee led the nation in attendance figures.

SO LONG SENIORS — The Lady Vol seniors Tye'sha Fluker and Shanna Zolman finished their collegiate careers with a 125-19 record, two SEC regular season championships, two SEC tournament championships, and three trips to the NCAA Final Four.

ZOLMAN LEAVES A MARK — Shanna Zolman played in 144 career games, putting her in sole possession of second place for games played in the UT record books. Only Chamique Holdclaw played in more games (148) during her career...Zolman finished her career with 266 three-pointers, 626 three-point attempts and a 42.5 percent accuracy from beyond the arc, all of which rank first in the UT record books...She finished her career ranked eighth in three-pointers made and sixth in three-point percentage in the SEC record books.

HERE COMES CANDACE — Candace Parker finished her rookie season in second place on the all-time Lady Vol freshman scoring list (622), passing Semeka Randall (604)...Moved into first place in the UT single-season record books for most trips to the foul line (218) and finished the season in third place for most free throws made (159).

MILESTONES

CROWDED HOUSE — The attendance at the Tennessee versus Connecticut game in Knoxville set a new record for Thompson-Boling Arena with 24,653. The Lady Vols also own the record for the most spectators at a regular-season collegiate women's basketball game with that tally. It's the fifth largest crowd to ever watch the Tennessee Lady Vols play behind Final Four "dome" crowds. The UT Women's Athletics Department announced the dollar figures on the income generated from the Tennessee versus Connecticut game in Knoxville on Jan. 7. A total of \$332,683 was added to the coffers. It broke down into the following amounts: Ticket Sales (\$218,782), Concessions (\$72,590), Souvenirs (\$28,781) and Parking (\$12,530).

WENT OVER 100,000 — With a crowd of 13,772 against #13/17 Georgia on Jan. 12, 2006, the Lady Vols went over the 100,000 fan mark at home. This marks the 12th consecutive time UT has hit at least 100,000 fans per season at home dating back to 1994-95.

SUMMITT COLLECTS 900TH — Pat Summitt picked up her 900th collegiate coaching win on Jan. 19 with a come-from-behind victory over #19-ranked Vanderbilt, 80-68, in Nashville, Tenn. In addition, she collected wins #100, 400, 700 and 800 on the first attempt. It hardly seems possible that it has been three years and five days since collected her 800th career victory on January 14, 2003 — an anxious and anticipatory 76-57 win over #25/24 DePaul at home. That set of 100 wins (700-800) took three years and 38 days.

IT WAS THE SECOND BEST START TO A SEASON — Stopped at 18-consecutive victories with the 75-53 pounding at Duke, the Lady Vols' 18-0 run to start the 2005-06 campaign is the second-best all-time to open the season at Tennessee, behind the 39-0 squad of 1997-98.

LOSING STREAKS — There have been 20 all-time occasions in Tennessee Lady Vol basketball history where the team lost back-to-back games, the 2006 streak included.

ANOTHER 20 WIN SEASON — The Tennessee Lady Vols claimed yet another 20-win season. With its victory over Ole Miss, it marked the 30th consecutive time (and the fourth fastest) that a Lady Vol team reached at least 20 wins in a season under Coach Pat Summitt. The perfect 39-0, 1997-98 Lady Vol squad reached 20-wins the earliest — Jan. 20. While the 1984 NCAA runner-up Tennessee team reached 20 wins the latest by any Lady Vol team ever — March 17. Summitt has only had two teams ever fail to reach 20-win seasons during her 32-year tenure...In her first and second seasons (1974-75 and 1975-76) at UT, the Lady Vols were 16-8 and 16-11, respectively.

LADY TIGERS STEPPED ON SMOKEY'S TAIL — Three Lady Vol streaks were halted by #3/4 LSU's 72-



2005-06 SEASON IN REVIEW

69 win in Knoxville on Feb. 9, 2006. Streak #1: LSU won in Knoxville for the first time ever. UT now holds a 16-1 advantage over LSU in games played in Knoxville dating back to the first win on Feb. 6, 1978 in Stokely Athletics Center; Streak #2: LSU snapped the Lady Vols 22-game homecourt winning streak dating back Dec. 12, 2004, and Streak #3: The Lady Vols hadn't lost an SEC game at home in almost 10 years, 3,346 days to be exact. Before LSU defeated UT on Feb. 9, 2006, UT had won 64-consecutive SEC home games — Georgia was the last team to beat the Lady Vols at home in an SEC game — Dec. 8, 1996, the Lady Bulldogs prevailed 94-93 in overtime.

SPOILED, I TELL YOU — It had been eight years since the Lady Vols dropped two SEC league games during a season. Got to go back to the 1996-97 HBO documentary campaign of "The Cinderella Season: The Lady Vols Fight Back," when Tennessee went 8-4 in the SEC. All-time in 24 years of league play, Tennessee has lost two or more SEC games just seven times.

THIRTYSOMETHING AGAIN — With a win over George Washington in the 2006 NCAA Second Round, Tennessee garnered another 30-win season. Summitt has won at least 30 games in 16 years of her 32 at the helm of the Lady Vols.

THE POLLS

AP POLL — 30TH ANNIVERSARY — The release of the Associated Press Top 25 poll on Nov. 8, 2005, marked the 30th anniversary of the women's basketball poll started by Mel Greenberg of the Philadelphia Inquirer and the 500th poll overall. The Tennessee Lady Vols have enjoyed a great deal of prominence in the polls over the last 30 years. Amazingly, the Lady Vols missed being ranked in just 14 polls over 30 years, an incredible statistic unmatched by any school in the nation.

ENTERING 2005-06 — Most AP poll appearances, by coach: 1. Pat Summitt, Tennessee (486); Most times in the AP poll, all years: 1. Tennessee (486); Most times in the AP Top 5, all years: 1. Tennessee 359; Most times AP #1 overall, all years: 1. Tennessee 96; AP poll appearances by decade 1970's (1976-1979): 1. Tennessee 39, 1980's (1980-89): 4. Tennessee 118, 1990's (1990-99): 1. Tennessee 176 and 2000's (to present): 1. Tennessee 106.

100TH NUMBER ONE RANKING — The Associated Press poll of Dec. 26, 2005, marked the 100th #1 ranking all-time for the Lady Vols.

ONE VERSUS TWO MATCH-UP ACCORDING TO AP — The Duke game on Jan. 23 marked the 39th

meeting of the nation's number one and number two teams according to the Associated Press. The number one team has won 21 of the previous 39 games. And it is no surprise that the Tennessee Lady Vols have participated in more than one-half — 22 — of those games.

LAST LOSS TO AN UNRANKED TEAM? — Before unranked Kentucky turned the trick with a 66-63 win over #1/3-ranked Tennessee on Jan. 26, 2006 at Rupp Arena, it had been four years since an unranked team upset the Lady Vols. Florida became the second unranked team in the 2005-06 season to knock off the Lady Vols, when they won, 95-93 OT, on Feb. 26, 2006. Florida managed to present Tennessee with its first loss ever to an unranked team in Thompson-Boling Arena since the doors opened in 1987. It marked just the second loss to an unranked team at home since Cincinnati turned the trick in 1984.

PLAYED OUR 500TH RANKED OPPONENT — Another milestone was reached when the #5-ranked Tennessee Lady Vols faced #13-ranked Georgia in Athens on Feb. 16. It marked UT's 500th all-time ranked opponent since the inception of the polls in 1976.

UT'S 2005-06 RANKED OPPONENTS—The Tennessee Lady Vols game against #1-ranked North Carolina on Mar. 28, marked Tennessee's 17th game versus a ranked team in 2005-06. UT was 14-3 when facing the nation's best ranked teams at the time of the match-up. UT defeated #9 Michigan State, #10 Maryland, #16/18 Texas, #12/11 Stanford, #22/21 Temple, #12/11 Notre Dame, #7 Connecticut, #13/17 Georgia, #19 Vanderbilt, #22/20 Vanderbilt, #13 Georgia, #12 Georgia, #3 LSU and #9 Rutgers. UT lost to #1 North Carolina, #2 Duke and #3/4 LSU in the 2005-06 season.

HONORS AND AWARDS

ELITE COMPANY — When Pat Summitt started freshman forward Candace Parker against Stetson on Nov. 20, 2005, it marked only the 10th time in her coaching career that a freshman started her very first game at Tennessee. The list of opening day rookie starters: Shyra Ely 2001, Ashley Robinson 2000, Gwen Jackson 1999, Semeka Randall 1997, Kyra Elzy 1996, Chamique Holdsclaw 1995, Tiffany Johnson 1994, Bridgette Gordon and Sheila Frost 1985. All-time, a total of 50 Lady Vol basketball rookies have started at some point during their freshman season.

UT ROOKIE DOUBLE-DOUBLES — Candace Parker picked up a double-double in her first collegiate



Tye'sha Fluker was a dominant force in the paint during the Lady Vols' run to the 2006 SEC Tournament title, averaging 15.3 points per game during the three outings.

start. It marked the first time it happened in ten years — well, since another heralded Lady Vol freshman, Chamique Holdsclaw. All-time, there are just six Lady Vols who recorded a double-double in their first game in the Orange and White.

BEST JAMMERS — Lady Vol redshirt freshman Candace Parker was the MVP of her very first collegiate tournament — the Paradise Jam — and was joined on the All-Tournament Team by Shanna Zolman.

THE NCAA 25TH ANNIVERSARY TEAM HAD AN ORANGE GLOW — The NCAA named five players and one coach to the NCAA Women's Basketball 25th Anniversary Team on Feb. 1, 2006. The University of Tennessee ran away with top honors as Bridgette Gordon (1985-89) and Chamique Holdsclaw (1995-99) were named to the five-player team and Pat Summitt earned the nod as the best coach over the last 25 years. The Team consisted of Cheryl Miller (Southern Cal), Holdsclaw, who led the Lady Vols to championships in 1996, 1997 and 1998; Diana Taurasi, who led the UConn to three consecutive championships; Gordon, who helped lead Tennessee to championships in 1987 and 1989; and Sheryl Swoopes, who led Texas Tech to the title in 1993. Selected as the coach of the team is the legendary Summitt, who has led Tennessee to six national championship titles and 16 Women's Final Four appearances. Summitt is the all-time leader in every NCAA tournament coaching record including titles, appearances, games, wins and winning percentage. She has led UT to 25 consecutive tournament appearances.

SUMMITT NAMED RUSSELL ATHLETIC/WBCA REGION 3 COACH OF THE YEAR — The Women's Basketball Coaches Association (WBCA) announced Mar. 14 that Pat Summitt has been named the RUSSELL ATHLETIC/WBCA Region 3 Coach of the Year.

PARKER NAMED 2006 KODAK/WBCA ALL-AMERICA—Tennessee freshman phenom Candace Parker was named to the 2006 Kodak/WBCA All-America Basketball Team on April 1, 2006 in Boston, Mass. With Parker's addition, Tennessee has now produced 19 Kodak All-Americans, who account for 33 honors since 1976. She also joins an elite group of players to be named as rookies. Tennessee's Tamika Catchings (1998, 1999, 2000, 2001) and Chamique Holdsclaw (1996, 1997, 1998, 1999) are the only two Lady Vols to garner All-America recognition all four years of collegiate play.

NCAA ALL-REGION TEAM BOASTED TWO LADY VOLS — Rookie Candace Parker and senior Shanna Zolman were named to the NCAA Cleveland Regional All-Tournament team

ACADEMIC EXCELLENCE

MAKING THE GRADE — Six Lady Vol basketball players earned Dean's List honors for the fall semester. Sophomore Nicky Anosike led the way with a 3.88 GPA

2005-06 TENNESSEE LADY VOL GAME-BY-GAME SCORING AND REBOUNDING

OPPONENT	ANOS.	DOST.	FLU.	FULL.	HORN.	MOSS	PARK.	REDD.	SPEN.	W-G.	ZOL.
STETSON	4-5	0-3	2-6	2-5	13-6	3-0	19-10	8-2	13-3	8-4	11-3
CHATTANOOGA	8-3	8-11	6-4	4-4	4-5	6-2	14-9	7-3	6-4	9-2	20-2
MICHIGAN STATE	5-5	2-6	4-0	0-2	9-4	6-1	14-9	8-0	4-1	12-3	19-3
GONZAGA	15-7	1-0	13-3	DNP	12-4	0-1	12-8	5-3	2-2	8-0	11-3
MARYLAND	2-2	0-1	4-2	0-2	19-5	DNP	19-8	0-1	13-3	11-2	12-2
TEXAS	2-3	5-4	8-5	DNP	11-4	5-2	17-14	8-0	12-4	11-4	23-2
STANFORD	4-3	2-1	4-1	0-1	8-3	0-1	21-12	2-0	5-2	7-5	21-3
GEORGE WASH.	8-8	2-3	6-6	DNP	6-6	0-1	14-8	0-0	7-1	4-2	12-2
LOUISIANA TECH	12-4	8-7	5-2	2-1	9-4	6-2	18-7	0-2	0-4	2-1	21-1
PRINCETON	8-4	8-9	15-8	6-4	12-8	4-2	8-10	12-1	11-0	DNP	23-4
TEMPLE	7-4	9-6	12-3	8-3	4-6	1-0	16-5	2-2	2-2	DNP	14-3
NOTRE DAME	9-6	2-3	5-9	4-2	15-8	0-0	8-11	6-2	8-4	DNP	5-1
OLD DOMINION	17-3	2-2	0-1	0-1	14-6	8-0	10-4	0-1	9-5	DNP	23-6
SOUTH CAROLINA	6-5	0-0	18-6	0-1	13-5	0-1	10-9	3-1	8-3	DNP	8-6
CONNECTICUT	6-4	6-4	13-3	0-1	10-14	0-0	13-1	7-2	21-6	DNP	13-1
GEORGIA	9-5	DNP	6-3	0-0	12-7	0-0	26-10	7-2	17-3	DNP	17-6
MISSISSIPPI STATE	6-1	8-5	12-3	2-3	5-3	0-0	16-11	2-1	14-4	DNP	14-3
VANDERBILT	10-9	2-1	6-1	0-0	15-2	0-0	14-5	7-4	10-1	DNP	16-1
DUKE	6-5	0-1	6-3	3-1	10-5	0-0	17-5	0-1	11-3	DNP	0-0
KENTUCKY	9-4	2-2	7-5	0-0	1-2	0-0	25-9	1-0	9-5	DNP	9-3
ALABAMA	5-6	9-3	9-4	7-7	14-7	9-1	15-1	6-1	4-3	DNP	11-1
MISSISSIPPI	2-7	0-0	12-4	6-2	14-3	DNP	7-4	0-0	18-7	DNP	18-3
ARKANSAS	8-4	7-8	9-6	2-4	10-8	DNP	18-8	2-2	0-0	DNP	21-4
LOUISIANA STATE	4-8	0-0	14-5	0-2	11-6	DNP	23-9	6-2	5-2	DNP	6-1
VANDERBILT	7-7	2-3	8-1	0-2	10-3	0-0	19-6	4-0	11-1	DNP	9-3
GEORGIA	5-1	4-1	4-10	0-1	DNP	0-2	19-14	0-1	8-4	DNP	18-5
ALABAMA	14-8	0-1	12-8	2-4	DNP	3-0	12-8	0-0	11-4	DNP	28-3
ALABAMA	5-6	0-5	22-5	8-2	DNP	0-1	11-13	8-1	18-4	DNP	9-1
FLORIDA	0-5	0-0	22-16	1-3	DNP	0-1	34-15	3-0	11-6	DNP	22-6
SOUTHEASTERN CONFERENCE TOURNAMENT											
AUBURN	8-8	2-2	19-8	5-3	DNP	0-1	17-12	2-1	11-6	DNP	16-1
GEORGIA	11-11	0-2	19-5	0-0	DNP	0-0	26-12	7-2	8-5	DNP	16-4
LOUISIANA STATE	2-11	0-1	6-3	0-1	DNP	DNP	20-6	0-2	10-2	DNP	14-4
NCAA TOURNAMENT FIRST & SECOND ROUNDS											
ARMY	9-2	12-5	15-4	5-2	3-6	5-1	26-5	6-3	21-8	DNP	15-3
GEORGE WASH.	9-12	0-1	2-9	0-1	6-4	DNP	15-6	3-2	6-5	DNP	19-6
NCAA TOURNAMENT CLEVELAND REGIONAL											
RUTGERS	7-2	0-1	1-4	DNP	10-5	DNP	29-5	0-1	12-5	DNP	29-3
NORTH CAROLINA	5-6	0-0	8-11	0-0	6-6	DNP	20-9	0-0	0-6	DNP	11-1



2005-06 SEASON IN REVIEW

2005-06 UNIVERSITY OF TENNESSEE LADY VOLUNTEER BASKETBALL INDIVIDUAL AND TEAM HIGHS/LOWS (through 36 games)

INDIVIDUAL

Points	34, Candace Parker vs. Florida, 2/26/06	
Field Goals	12, Candace Parker vs. Florida, 2/26/06	
Field Goal Attempts	22, Candace Parker vs. Rutgers, 3/26/06	
Field Goal Percentage (min. 10 att.)	.785 (11-14), Candace Parker vs. Army, 3/19/06	
3-Pt Field Goals	7, Shanna Zolman vs. Alabama, 2/19/06	
3-Pt Field Goal Attempts	13, Shanna Zolman vs. George Washington, 3/21/06	
3-Pt. Field Goal Percentage (min. 4 att.)	1.000 (4-4), Sidney Spencer vs. Mississippi, 2/2/06	
Free Throws	11, Candace Parker vs. Rutgers, 3/26/06	
Free Throw Attempts	16, Candace Parker vs. Florida, 2/26/06	
Free Throw Percentage (min. 6 att.)	1.000 (9-9), Candace Parker vs. Stanford, 12/4/05 1.000 (8-8), Shanna Zolman vs. Old Dominion, 1/2/06	
Offensive Rebounds	6, six times, most recently: 6, Tye'sha Fluker vs. George Washington, 3/21/06 6, Nicky Anosike vs. George Washington, 3/21/06	
Defensive Rebounds	12, Candace Parker vs. Florida, 2/26/06	
Total Rebounds	16, Tye'sha Fluker vs. Florida, 2/26/06	
Assists	10, Shanna Zolman vs. Florida, 2/26/06	
Turnovers	8, Candace Parker vs. North Carolina, 3/28/06	
Blocks	7, Candace Parker vs. Michigan State, 11/24/05	
Steals	6, Alexis Hornbuckle vs. Princeton, 12/20/05	
TEAM	HIGH LOW	
Points	107 vs. Princeton	53 vs. Duke
Field Goals Made	40 vs. Princeton	19 vs. Notre Dame
Field Goals Attempted	72 vs. Florida	47 vs. Georgia-2
Field Goal Percentage	.603 vs. Army	.328 vs. Notre Dame
3-Point Field Goals Made	11 vs. Princeton*	1 vs. Vanderbilt-2
3-Point Field Goals Attempted	24 vs. Chattanooga*	6 vs. Vanderbilt-2*
3-Point Field Goal Percentage	.733 vs. Princeton*	.167 vs. Vanderbilt-2
Free Throws Made	32 vs. Connecticut	2 vs. Duke
Free Throws Attempted	41 vs. Connecticut	10 vs. Duke*
Free Throw Percentage	.950 vs. Georgia	.200 vs. Duke
Rebounds	54 vs. Florida	26 vs. Duke
Assists	25 vs. Princeton	6 vs. Maryland
Turnovers	28 vs. Florida	8 vs. Princeton
Blocked Shots	10 vs. North Carolina*	1 vs. Auburn
Steals	15 vs. Army	3 vs. Auburn-2
Personal Fouls	28 vs. Maryland	10 vs. Princeton
Home Attendance	24,653 vs. Connecticut	11,398 vs. Chattanooga
Away/Neutral Attendance	13,689 at Kentucky	1,987 vs. Gonzaga

* Indicates the most recent instance of a hi/low that occurred more than one time during the season. Numbers after team names indicate the number of the game in the 2005-06 series

2005-06 UNIVERSITY OF TENNESSEE LADY VOLUNTEER BASKETBALL OPPONENT INDIVIDUAL AND TEAM HIGHS/LOWS (through 36 games)

INDIVIDUAL

Points	32, Seimone Augustus, LSU, 2/9/06	
Field Goals	11, Brittany Davis, Florida, 2/26/06	
Field Goal Attempts	23, Sha Brooks, Florida, 2/26/06	
Field Goal Percentage (min. 10 att.)	.900 (9-10), Liz Sherwood, Vanderbilt, 2/12/06	
3-Pt Field Goals	5, Caroline Williams, Vanderbilt, 1/19/06 5, Ann Strother, Connecticut, 1/7/06 5, TJ Jordan, Old Dominion, 1/2/06 5, Lindsay Bowen, Michigan State, 11/24/05	
3-Pt Field Goal Attempts	15, Ann Strother, Connecticut, 1/7/06	
3-Pt. Field Goal Percentage (min. 4 att.)	.714 (5-7), Lindsay Bowen, Michigan State, 11/24/05	
Free Throws	11, Navonda Moore, Alabama, 2/19/06	
Free Throw Attempts	12, Navonda Moore, Alabama, 2/19/06	
Free Throw Percentage (min. 6 att.)	1.000 (10-10), Sherill Baker, Georgia, 3/4/06 1.000 (7-7), Tasha Humprey, Georgia, 3/4/06 1.000 (7-7), Jenny Pfeiffer, Kentucky, 1/26/06 1.000 (6-6), Samantha Mahoney, Kentucky, 1/26/06 1.000 (6-6), Megan Duffy, Notre Dame, 12/31/05	
Offensive Rebounds	6, DeWanna Bonner, Auburn, 3/3/06	
Defensive Rebounds	6, Dee Merriweather, Alabama, 2/19/06	
Total Rebounds	10, Sylvia Fowles, LSU, 2/9/06 10, Candice Dupree, Temple, 12/28/05	
Assists	15, Sylvia Fowles, LSU, 2/9/06	
Turnovers	11, Dee Davis, Vanderbilt, 1/19/06	
Blocks	10, Brittney Vaughn, Arkansas, 2/5/06	
Steals	7, Sylvia Fowles, LSU, 3/5/06 8, Lindsey Harding, Duke, 1/23/06	
TEAM	HIGH LOW	
Points	95, Florida	33, Stetson
Field Goals Made	32, Florida	13, Stetson
Field Goals Attempted	81, Florida	46, Auburn*
Field Goal Percentage	.566, Vanderbilt-2	.264, Arkansas
3-Point Field Goals Made	10, Vanderbilt*	1, Auburn-2*
3-Point Field Goals Attempted	26, Georgia	6, LSU*
3-Point Field Goal Percentage	.615, Gonzaga	.083, Auburn-2
Free Throws Made	26, Maryland	1, Princeton
Free Throws Attempted	32, Florida	4, Arkansas*
Free Throw Percentage	1.000, Vanderbilt	.250, Princeton
Rebounds	41, LSU*	21, Army*
Assists	22, North Carolina	4, Auburn-2
Turnovers	26, Gonzaga	8, Georgia-2
Blocked Shots	7, LSU-2	0, Vanderbilt*
Steals	20, Florida	3, Arkansas*
Personal Fouls	30, Connecticut	11, Duke

* Indicates the most recent instance of a hi/low that occurred more than one time during the season. Numbers after team names indicate the number of the game in the 2005-06 series

and was joined on the honor roll by Tye'sha Fluker (3.75 GPA), Sidney Spencer (3.50 GPA), Shanna Zolman (3.25 GPA), Alexis Hornbuckle (3.00 GPA) and Lindsey Moss (3.00 GPA). Overall, the cumulative average GPA of the team was 3.03.

RECORD NUMBER FOUR LADY VOLS EARN ACADEMIC HONORS — The College Sports Information Directors of America announced on Feb. 9 that four Lady Vols were named to the 2006 *ESPN The Magazine* Academic All-District teams. Shanna Zolman received first team honors for the second straight year, while Sidney Spencer, Tye'sha Fluker and Nicky Anosike picked up third team honors, the first of their respective careers. No other university placed more than two basketball players on any of the district squads.

ZOLMAN NAMED ACADEMIC ALL-AMERICAN — Tennessee senior guard Shanna Zolman was chosen as an *ESPN the Magazine* First Team Academic All-American, according to an official announcement by the College Sports Information Directors of America (CoSIDA) on Feb. 28, 2006. The 5-10 guard became the fourth Lady Vol to earn first team recognition and is the first member of the Big Orange to do so since Kara Lawson in 2003.

INJURY REPORT CARD

HORNBUCKLE'S SURGERY — Lady Vol sophomore starting point guard Alexis Hornbuckle underwent surgery on Wed., Feb. 15 to repair her broken right wrist. Dr. Robert Ivy, team orthopaedic hand specialist, implanted a fixation screw to assist in the healing of the navicular scaphoid bone fracture in Hornbuckle's wrist. Hornbuckle broke her wrist when she dove after the ball on a hustle play in the first half (3:06 showing) of Tennessee's win over #22/20-ranked Vanderbilt on Sun., Feb. 12 in Knoxville. The 5-11 guard, was named as a finalist for the 2006 Nancy Lieberman Award honoring the nation's top point guard.

WELCOME BACK LEX — Against Army, in the First Round of the 2006 NCAA Tournament, Lady Vol sophomore guard Alexis Hornbuckle was back on the court for the first time in a month after sitting out to heal a broken right wrist. Hornbuckle was inserted into the game with 14:45 showing in the first half and brought instant energy to her team. On the afternoon, she led the Lady Vols in rebounds with six and steals with four while also adding four assists and three points in 17 minutes of action.

THE SOUTHEASTERN CONFERENCE

2006 SEC HONORS — Tennessee rookie Candace Parker and Lady Vol senior Shanna Zolman were named to the All-SEC First Team on Mar. 1, 2006. It marked Zolman's first appearance on the first team after being selected to the 2003 and 2004 All-SEC Coaches Second Team. Parker became just the sixth Tennessee player to earn All-SEC First Team honors as a freshman following former Lady Vols Kara Lawson (2000), Tamika Catchings (1998), Chamique Holdsclaw (1996), Dena Head (1989) and Bridgette Gordon (1986). Making her first appearance on the All-SEC Coaches Second Team was sophomore Alexis Hornbuckle who earned All-SEC Rookie honors last season.

PARKER NAMED SEC ROOKIE OF THE YEAR — Candace Parker was named as the 2006 SEC Freshman of the Year. She became the fifth Lady Vol freshman to earn such a distinction. Parker joined former Lady Vols Tamika Catchings (1998), Chamique Holdsclaw (1996), Dena Head (1989) and Bridgette Gordon (1986) as Tennessee honorees for SEC Freshman of the Year. Last season, then-Lady Vol rookies, Alexis Hornbuckle and Nicky Anosike, were unanimous picks for the 2005 SEC All-Freshman team. Parker becomes the 25th UT rookie to be named since the inception of the team in 1987.

PARKER AND ZOLMAN NAMED AP ALL-SEC — The Tennessee Lady Vol basketball tandem of Shanna Zolman and Candace Parker picked up second team All-SEC honors, announced the Associated Press on Mar. 14. Parker was tabbed by AP as the SEC Rookie of the Year.

2006 LADY VOL SEC "GREAT" — The Tennessee "great" honored at the 2006 SEC Tournament was Kara Lawson. A 5'8" guard, Lawson was a KODAK All-American, Verizon Academic All-American, All-SEC, and All-SEC Academic choice during her days as a Lady Vol. She received the Woody Hayes Award for academic excellence as well as being recognized with an NCAA Top Eight Award. In addition to her guard duties with the WNBA Sacramento Monarchs, she is also color commentator for ESPN and on the Sacramento Kings telecasts. Most recently, she became a member of the ESPN Studio team for women's college hoops.

17 TIMES IN THE FINALS — Coach Pat Summitt and staff worked their magic again as the Lady Vols made their 17th trip to the SEC title game. UT is now 12-5 in all-time SEC Championship game meetings after defeating #3 LSU, 63-62, in the title tilt on Mar. 5, 2006, to claim the program's 12th tournament title.

THE NCAA TOURNAMENT

LADY VOLS PERFECT ATTENDANCE — Tennessee and Louisiana Tech are the only two schools to appear in all 25 NCAA women's basketball championships. The Lady Vols are the only program to advance to every Sweet Sixteen...The Lady Vols have advanced to 21 of 25 Elite 8 Rounds dating back to 1982.

PAT SUMMITT LEADS IN NCAA GAMES COACHED — Summitt has coached in 111 NCAA Tournament games -- her record in the NCAA Tournament is now 92-19 (.833).



Candace Parker became the first female to dunk in an NCAA Tournament game when she threw down twice against Army in the opening round of the 2006 tournament.

2005-06 FINAL CUMULATIVE STATISTICS

2005-06 UNIVERSITY OF TENNESSEE LADY VOLS FINAL CUMULATIVE STATISTICS FOR 36 GAMES PLAYED

OVERALL: 31-5
HOME: 12-2
AWAY: 10-2
NEUTRAL: 9-1

PLAYER	T O T A L				3-POINTERS				R E B O U N D S											
	GP-GS	MIN-AVG	FG-A	PCT	FG-A	PCT	FT-A	PCT	OFF	DEF	TOT	AVG	PF	FO	A	TO	BLK	STL	PTS	AVG
PARKER	36-36	1126-31.3	230-417	.552	3-12	.250	159-218	.729	82	216	298	8.3	73	1	103	82	86	56	622	17.3
ZOLMAN	36-35	1203-33.4	183-423	.433	103-238	.433	85-90	.944	9	95	104	2.9	47	0	114	80	2	28	554	15.4
HORNBUCKLE	29-24	802-27.7	102-244	.418	9-38	.237	73-98	.745	55	100	155	5.3	72	1	113	79	14	91	286	9.9
SPENCER	36-23	915-25.4	124-271	.458	53-122	.434	37-40	.925	52	72	124	3.4	75	2	46	46	10	28	338	9.4
FLUKER	36-18	779-21.6	133-250	.532	0-1	.000	68-104	.654	83	94	177	4.9	81	2	22	50	20	17	334	9.3
WILEY-GATEWOOD	9-8	237-26.3	20-60	.333	10-33	.303	22-26	.846	5	18	23	2.6	24	1	12	13	0	11	72	8.0
ANOSIKE	36-34	844-23.4	78-153	.510	0-0	.000	99-139	.712	96	98	194	5.4	104	3	55	63	47	51	255	7.1
REDDING	36-2	409-11.4	51-141	.362	21-70	.300	9-15	.600	18	28	46	1.3	39	0	33	39	2	12	132	3.7
DOSTY	35-0	360-10.3	40-65	.615	0-0	.000	23-42	.548	50	52	102	2.9	60	1	12	38	12	14	103	2.9
FULLER	32-0	344-10.8	25-55	.455	6-14	.429	11-15	.733	22	43	65	2.0	22	0	22	21	7	12	67	2.1
MOSS	28-0	206-7.4	19-54	.352	15-37	.405	3-9	.333	3	17	20	0.7	17	0	24	25	2	3	56	2.0
TEAM									45	65	110	3.1	0			12				
Total	36		1005-2133	.471	220-565	.389	589-796	.740	520	898	1418	39.4	614	11	556	548	202	323	2819	78.3
Opponents	36		799-2002	.399	171-546	.313	428-609	.703	402	722	1124	31.2	683	—	461	614	100	273	2197	61.0

TENNESSEE LADY VOLS FINAL BASKETBALL STATISTICS FOR 14 SEC GAMES PLAYED

RECORD: 11-3
HOME: 5-2
AWAY: 6-1
NEUTRAL: 0-0

PLAYER	T O T A L				3-POINTERS				R E B O U N D S											
	GP-GS	MIN-AVG	FG-A	PCT	FG-A	PCT	FT-A	PCT	OFF	DEF	TOT	AVG	PF	FO	A	TO	BLK	ST	PTS	AVG
PARKER	14-14	453-32.4	93-165	.564	0-4	.000	63-96	.656	37	85	122	8.7	31	0	39	25	31	22	249	17.8
ZOLMAN	14-13	499-35.6	67-170	.394	38-97	.392	34-37	.919	4	42	46	3.3	21	0	43	35	2	12	206	14.7
FLUKER	14-7	323-23.1	69-113	.611	0-1	.000	23-37	.622	39	38	77	5.5	30	2	8	24	9	11	161	11.5
HORNBUCKLE	10-9	292-29.2	41-91	.451	1-13	.077	22-29	.759	12	34	46	4.6	34	1	46	28	6	31	105	10.5
SPENCER	14-11	411-29.4	55-114	.482	20-52	.385	14-15	.933	21	26	47	3.4	32	0	19	26	3	14	144	10.3
ANOSIKE	14-14	322-23.0	26-57	.456	0-0	.000	39-54	.722	36	40	76	5.4	41	1	21	16	18	17	91	6.5
REDDING	14-2	178-12.7	19-51	.373	9-25	.360	2-4	.500	4	11	15	1.1	16	0	19	21	1	4	49	3.5
DOSTY	13-0	120-9.2	15-25	.600	0-0	.000	4-8	.500	14	15	29	2.2	18	0	3	11	5	6	34	2.6
FULLER	14-0	168-12.0	10-26	.385	2-7	.286	6-8	.750	9	22	31	2.2	11	0	12	10	4	4	28	2.0
MOSS	11-0	59-5.4	4-13	.308	4-10	.400	0-1	.000	0	6	6	0.5	9	0	5	8	0	2	12	1.1
TEAM									13	25	38	2.7	0			5				
Total	14		399-825	.484	74-209	.354	207-289	.716	189	344	533	38.1	243	4	215	209	79	123	1079	77.1
Opponents	14		319-778	.410	73-228	.320	179-249	.719	156	284	440	31.4	258	—	185	228	33	97	890	63.6

TENNESSEE LADY VOLS FINAL BASKETBALL STATISTICS FOR FOUR NCAA GAMES PLAYED

RECORD: 3-1
HOME: 0-0
NEUTRAL: 3-1

PLAYER	T O T A L				3-POINTERS				R E B O U N D S											
	GP-GS	MIN-AVG	FG-A	PCT	FG-A	PCT	FT-A	PCT	OFF	DEF	TOT	AVG	PF	FO	A	TO	BLK	ST	PTS	AVG
PARKER	4-4	135-33.8	33-61	.541	0-1	.000	24-31	.774	8	17	25	6.3	8	0	12	15	15	4	90	22.5
ZOLMAN	4-4	136-34.0	26-50	.520	17-35	.486	5-5	1.000	1	12	13	3.3	4	0	12	9	0	4	74	18.5
SPENCER	4-4	113-28.3	13-36	.361	3-20	.150	2-2	1.000	5	13	18	4.5	8	1	12	1	2	6	31	7.8
ANOSIKE	4-4	122-30.5	11-18	.611	0-0	.000	8-15	.533	13	9	22	5.5	13	0	14	11	9	8	30	7.5
FLUKER	4-4	106-26.5	9-27	.333	0-0	.000	8-13	.615	16	12	28	7.0	13	0	3	9	2	2	26	6.5
HORNBUCKLE	4-0	91-22.8	5-16	.313	0-0	.000	15-18	.833	6	15	21	5.3	3	0	14	14	1	10	25	6.3
MOSS	1-0	14-14.0	2-5	.400	1-2	.500	0-0	.000	0	1	1	1.0	0	0	0	1	0	0	5	5.0
DOSTY	4-0	29-7.3	5-7	.714	0-0	.000	2-2	1.000	3	4	7	1.8	5	0	0	5	0	1	12	3.0
REDDING	4-0	29-7.3	3-10	.300	0-4	.000	3-5	.600	3	3	6	1.5	3	0	1	1	1	0	9	2.3
FULLER	3-0	25-8.3	1-3	.333	0-0	.000	3-4	.750	0	3	3	1.0	2	0	0	0	0	2	5	1.7
TEAM									4	11	15	3.8	0			2				
Total	4		108-233	.464	21-62	.339	70-95	.737	59	100	159	39.8	59	1	68	68	30	37	307	76.8
Opponents	4		95-240	.396	19-55	.345	42-53	.792	49	82	131	32.8	81	—	56	65	13	36	251	62.8



2005-06 FINAL SUMMARY

2005-06 TENNESSEE LADY VOL BASKETBALL 31-5 OVERALL, 11-3 SEC, 3-1 NCAA TOURNAMENT, 3-0 SEC TOURNAMENT

DATE	TIME	OPPONENT	W/L	SCORE	ATTEND	HIGH POINTS	HIGH REBOUNDS
11/20/05	1:30 p.m.	STETSON	W	83-33	12,913	(19) PARKER	(10) PARKER
11/21/05	7:00 p.m.	CHATTANOOGA	W	92-50	11,398	(20) ZOLMAN	(11) DOSTY
11/24/05	9:30 p.m. AT	vs #9 Michigan State	W	83-55	2,879	(19) ZOLMAN	(9) PARKER
11/25/05	9:30 p.m. AT	vs Gonzaga	W	79-65	1,987	(15) ANOSIKE	(8) PARKER
11/26/05	9:30 p.m. AT	vs #10 Maryland	W	80-75	2,940	(19) HORN/PARKER	(8) PARKER
12/01/05	7:02 p.m.	#16/18 TEXAS	W	102-61	12,290	(23) ZOLMAN	(14) PARKER
12/04/05	12:30 p.m.	at #12/11 Stanford	W	74-67	7,233	(21) PARKER/ZOLMAN	(12) PARKER
12/07/05	7:00 p.m.	at George Washington	W	59-43	3,207	(14) PARKER	(8) PARKER/ANOSIKE
12/15/05	7:06 p.m.	LOUISIANA TECH	W	83-59	11,529	(21) ZOLMAN	(7) PARKER/DOSTY
12/20/05	7:00 p.m.	PRINCETON	W	107-39	13,968	(23) ZOLMAN	(10) PARKER
12/28/05	7:00 p.m.	at #22/21 Temple	W	75-50	5,114	(16) PARKER	(6) HORN/DOSTY
12/31/05	2:00 p.m.	at #12/11 Notre Dame	W	62-51	11,418	(15) HORNBUCKLE	(11) PARKER
01/02/06	6:00 p.m.	OLD DOMINION	W	83-67	12,838	(23) ZOLMAN	(6) ZOLMAN/HORN
01/04/06	7:00 p.m.	at South Carolina	W	66-51	6,127	(18) FLUKER	(9) PARKER
01/07/06	2:05 p.m.	#7 CONNECTICUT	W	89-80	24,653	(21) SPENCER	(14) HORNBUCKLE
01/12/06	7:04 p.m.	#13/17 GEORGIA	W	94-85	13,772	(26) PARKER	(10) PARKER
01/15/06	2:00 p.m. CT	at Mississippi State	W	79-56	3,618	(16) PARKER	(11) PARKER
01/19/06	7:00 p.m. CT	at #19 Vanderbilt	W	80-68	13,127	(16) ZOLMAN	(9) ANOSIKE
01/23/06	7:30 p.m.	at #2 Duke	L	53-75	9,314	(17) PARKER	(5) PARK/ANO/HORN
01/26/06	7:00 pm	at Kentucky	L	63-66	13,689	(25) PARKER	(9) PARKER
01/29/06	1:00 p.m.	ALABAMA	W	89-54	16,799	(15) PARKER	(7) HORN/FULLER
02/02/06	7:00 p.m. CT	at Mississippi	W	78-63	4,123	(18) ZOLMAN/SPENCER	(7) ANOSIKE/SPENCER
02/05/06	3:00 p.m.	ARKANSAS	W	77-37	14,531	(21) ZOLMAN	(8) PARKER/DOS/HORN
02/09/06	7:04 p.m.	#3/4 LSU	L	69-72	19,576	(23) PARKER	(9) PARKER
02/12/06	5:35 p.m.	#22/20 VANDERBILT	W	70-67	17,152	(19) PARKER	(7) ANOSIKE
02/16/06	8:00 p.m.	at #13 Georgia	W	58-55	7,373	(19) PARKER	(14) PARKER
02/19/06	Noon CT	at Alabama	W	82-65	5,380	(28) ZOLMAN	(8) PARKER/ANO/FLUKER
02/23/06	7:00 p.m.	AUBURN	W	81-56	12,771	(22) FLUKER	(13) PARKER
02/26/06	3:06 p.m.	FLORIDA	L	93-95 OT	20,790	(34) PARKER	(16) FLUKER

SOUTHEASTERN CONFERENCE CHAMPIONSHIP, N. LITTLE ROCK, ARKANSAS

03/03/06	2:38 p.m. CT	vs. Auburn	W	77-45	6,238	(19) FLUKER	(12) PARKER
03/04/06	8:50 p.m. CT	vs. #12 Georgia	W	89-79	8,324	(26) PARKER	(12) PARKER
03/05/06	5:08 p.m. CT	vs. #3 LSU	W	63-62	8,255	(21) SPENCER	(11) ANOSIKE

NCAA TOURNAMENT, FIRST/SECOND ROUND, NORFOLK, VIRGINIA

03/19/06	12:08 p.m.	vs. Army	W	102-54	6,847	(26) PARKER	(6) HORNBUCKLE
03/21/06	7:17 p.m.	vs. George Washington	W	66-53	6,031	(19) ZOLMAN	(12) ANOSIKE

NCAA TOURNAMENT, CLEVELAND REGIONAL, CLEVELAND, OHIO

03/26/06	12:08 p.m.	vs. #9 Rutgers	W	76-69	8,428	(29) PARKER/ZOLMAN	(6) SPENCER
03/28/06	7:04 p.m.	vs. #1 North Carolina	L	63-75	9,091	(20) PARKER	(11) FLUKER

ATTENDANCE SUMMARY	GAMES	TOTALS	AVG/GAME
HOME	14	214,980	15,356
AWAY	12	89,723	7,477
NEUTRAL	10	61,020	6,102
TOTALS	36	365,723	10,159

2005-06 LADY VOL LINE-UP COMBINATIONS

During the 2005-06 season, Tennessee used seven starting lineups.

Game	Record	Line-up (F-F-C-G-G or F-C-G-G-G)
1, 10, 21-23	5-0	Parker, Anosike, Fluker, Zolman, Hornbuckle
2-3	2-0	Parker, Fluker, Wiley-Gatewood, Zolman, Hornbuckle
4-9	6-0	Parker, Anosike, Wiley-Gatewood, Zolman, Hornbuckle
11-19, 24	8-2	Parker, Spencer, Anosike, Zolman, Hornbuckle
20	0-1	Parker, Anosike, Fluker, Spencer, Hornbuckle
25-26	2-0	Parker, Spencer, Anosike, Zolman, Redding
27-36	8-2	Parker, Anosike, Fluker, Spencer, Zolman

2005-06 WON-LOSS DIFFERENTIAL

Twenty-five out of 31 Lady Vol wins in 2005-06 had different margins of victory ranging from 68 points (Princeton) to one point (LSU2). UT's overall margin of victory was 17.3 ppg.

Wins: +68 (1), +50 (1), +48 (1), +42 (1), +41 (1), +40 (1), +35 (1), +32 (1), +28 (1), +25 (2), +24 (1), +23 (1), +17 (1), +16 (2), +15 (2), +14 (1), +13 (1), +12 (1), +11 (1), +10 (1), +9 (2), +7 (2), +5 (1), +3 (2), +1 (1).

Losses: -22 (1), -12 (1), -3 (2), -2 (1)

LADY VOL WEEKLY GAMES, RECORD, POLLS

WEEK OF	GAMES PLAYED	RECORD	AP/USA TODAY
OCT. 31	Dalhousie (Ex.)	0-0	— /1ST
NOV. 7	Carson-Newman (Ex.)	0-0	2ND/1ST
NOV. 14	Stetson	1-0	2ND/1ST
NOV. 21	Chattanooga, #9 Mich.St., Gonzaga, #10 Maryland	5-0	2ND/1ST
NOV. 28	#16/18 Texas, #12/11 Stanford	7-0	2ND/1ST
DEC. 5	George Washington	8-0	1ST/1ST
DEC. 12	Louisiana Tech	9-0	1ST/1ST
DEC. 19	Princeton	10-0	1ST/1ST
DEC. 26	#22/21 Temple, #12/11 Notre Dame	12-0	1ST/1ST
JAN. 2	Old Dominion, South Carolina, #7 UConn	15-0	1ST/1ST
JAN. 9	#13/17 Georgia, Miss. State	17-0	1ST/1ST
JAN. 16	#19 Vanderbilt	18-0	1ST/1ST
JAN. 23	#2 Duke	18-1	1ST/1ST
JAN. 23	Kentucky, Alabama	19-2	1ST/3RD
JAN. 30	Mississippi, Arkansas	21-2	5TH/5TH
FEB. 6	#3/4 LSU, #22/20 Vanderbilt	22-3	5TH/5TH
FEB. 13	#13 Georgia, Alabama	24-3	5TH/5TH
FEB. 20	Auburn, Florida	25-4	5TH/5TH
FEB. 27	Auburn, #12 Georgia, #3 LSU	28-4	8TH/9TH
MAR. 6	NO GAMES	28-4	7TH/6TH
MAR. 13	Army	29-4	6TH/6TH
MAR. 20	George Washington, #9 Rutgers	31-4	6TH/6TH
MAR. 27	#1 North Carolina	31-5	6TH/6TH



2005-06 GAME-BY-GAME UT / OPPONENT LINE SCORES

University of Tennessee Lady Vols Tennessee vs. Opponent Line Score Comparison

Opponent	1st	2nd	Score	Margin	Total FG	FG Pct	3-Ptrs	3FG Pct	FT-FTA	FT Pct	Rebs	Margin	Assist	TOver	Block	Steal	Fouls
STETSON	49/12	34/21	83-33	+50	29-65/13-46	.446/.283	9-21/2-15	.429/.133	16-19/5-7	.842/.714	51/21	+30	17/7	16/25	6/1	13/9	14/19
CHATTANOOGA	46/23	46/27	92-50	+42	31-65/19-59	.477/.322	7-24/2-16	.292/.125	23-27/10-13	.852/.769	50/30	+20	16/14	14/18	6/3	10/8	13/21
#9 Michigan State	37/27	46/28	83-55	+28	29-63/21-63	.460/.333	10-21/9-21	.476/.429	15-19/4-10	.789/.400	38/41	(3)	20/13	13/20	9/1	6/7	16/17
#10 Maryland	34/30	46/45	80-75	+5	27-65/23-53	.415/.434	4-17/3-10	.235/.300	22-26/26-30	.846/.867	32/41	(9)	6/12	14/24	6/3	7/4	28/25
Gonzaga	39/32	40/33	79-65	+14	26-64/20-47	.406/.426	4-16/8-13	.250/.615	23-28/17-22	.821/.773	37/34	+3	12/12	16/26	6/4	13/7	20/22
#16/18 TEXAS	44/28	58/33	102-61	+41	39-71/26-58	.549/.448	11-19/2-6	.579/.333	13-16/7-12	.813/.583	45/25	+20	21/7	13/20	4/2	9/10	16/14
#12/11 Stanford	35/28	39/39	74-67	+7	26-63/26-54	.413/.481	3-11/4-15	.273/.267	19-24/11-17	.792/.647	36/34	+2	7/13	12/18	2/5	7/4	20/21
George Washington	34/29	25/14	59-43	+16	24-52/16-46	.462/.348	4-13/1-7	.308/.143	7-10/10-18	.700/.556	39/27	+12	12/11	23/19	2/4	12/11	17/14
LOUISIANA TECH	40/20	43/39	83-59	+24	27-58/20-52	.466/.385	7-18/5-16	.389/.313	22-36/14-21	.611/.667	40/35	+5	9/11	16/22	6/2	12/7	22/24
PRINCETON	47/19	60/20	107-39	+68	40-67/17-58	.597/.293	11-15/4-23	.733/.174	16-24/1-4	.667/.250	52/22	+30	25/15	8/16	6/1	12/4	10/20
#22/21 Temple	31/17	44/33	75-50	+25	28-55/18-54	.509/.333	4-6/1-10	.667/.100	15-21/13-24	.714/.542	38/31	+7	21/11	10/15	9/6	11/8	19/16
#12/11 Notre Dame	29/14	33/37	62-51	+11	19-58/15-49	.328/.306	7-17/6-17	.412/.353	17-26/15-25	.654/.600	50/35	+15	13/9	18/17	4/5	9/9	21/20
OLD DOMINION	46/35	37/32	83-67	+16	26-50/28-61	.520/.459	7-16/5-18	.438/.278	24-28/6-7	.857/.857	31/28	+3	14/15	17/16	3/2	10/8	13/20
South Carolina	25/21	41/30	66-51	+15	25-55/19-52	.455/.365	5-13/3-15	.385/.200	11-17/10-14	.647/.714	42/28	+14	14/11	16/15	3/3	10/7	15/19
#7 CONNECTICUT	39/41	50/39	89-80	+9	25-63/28-57	.397/.491	7-15/7-21	.467/.333	32-41/17-25	.780/.680	39/36	+3	18/17	10/17	5/2	9/3	21/30
#13/17 GEORGIA	43/38	51/47	94-85	+9	35-62/29-65	.565/.446	5-12/10-26	.417/.385	19-20/17-22	.950/.773	37/30	+7	16/19	12/10	3/0	6/7	15/19
Mississippi State	36/20	43/36	79-56	+23	31-62/20-53	.500/.377	4-15/7-18	.267/.389	13-17/9-15	.765/.600	37/33	+4	12/11	12/21	3/3	13/4	20/15
#19 Vanderbilt	32/37	48/31	80-68	+12	31-56/27-58	.554/.466	7-15/10-22	.467/.455	11-15/4-4	.733/1.000	28/30	(2)	16/15	11/16	7/0	12/3	15/13
#2 Duke	23/30	30/45	53-75	(22)	23-51/30-56	.451/.536	5-13/6-13	.385/.462	2-10/9-12	.200/.750	26/33	(7)	10/19	22/17	8/3	11/15	14/11
Kentucky	30/35	33/31	63-66	(3)	22-56/21-48	.393/.438	3-16/3-10	.188/.300	16-22/21-28	.727/.750	33/32	+1	10/13	13/14	10/4	6/5	21/21
ALABAMA	43/20	46/34	89-54	+35	35-61/19-46	.574/.413	9-18/3-8	.500/.375	10-17/13-20	.588/.650	34/29	+5	22/9	12/23	6/1	11/6	20/16
Mississippi	26/28	52/35	78-63	+15	26-55/21-54	.473/.389	6-14/4-16	.429/.250	20-26/17-27	.769/.630	38/35	+3	15/11	18/18	4/1	6/9	22/22
ARKANSAS	33/21	44/16	77-37	+40	28-58/14-53	.483/.264	4-12/6-21	.333/.286	17-22/3-4	.773/.750	45/28	+17	15/11	14/22	3/1	13/3	12/23
#3/4 LSU	31/37	38/35	69-72	(3)	28-64/27-59	.438/.458	5-19/3-6	.263/.500	8-14/15-22	.571/.682	36/41	(5)	17/14	15/14	6/4	6/8	18/14
#22/20 VANDERBILT	31/36	39/31	70-67	+3	23-49/30-53	.469/.566	1-6/4-14	.167/.286	23-32/3-7	.719/.429	28/27	+1	13/20	12/19	6/1	9/5	13/22
#13 Georgia	22/29	36/26	58-55	+3	22-47/20-60	.468/.333	4-10/5-17	.400/.294	10-14/10-12	.714/.833	42/27	+15	7/13	21/8	10/2	4/10	13/15
Alabama	37/28	45/37	82-65	+17	29-63/20-50	.460/.400	9-20/7-21	.450/.333	15-25/18-25	.600/.720	39/37	+2	17/12	15/21	8/6	8/5	20/20
AUBURN	39/29	42/27	81-56	+25	29-65/20-46	.446/.435	6-19/2-10	.316/.200	17-21/14-17	.810/.824	40/25	+15	17/11	10/15	1/5	11/5	15/16
FLORIDA	34/30	48/52	93-95	(2)	35-72/32-81	.486/.395	6-20/6-24	.300/.250	17-27/25-32	.630/.781	54/38	+16	24/15	28/12	9/2	8/20	24/23
Auburn	40/26	37/19	77-45	+32	29-51/16-57	.569/.281	7-13/1-12	.538/.083	12-15/12-23	.800/.522	42/27	+15	19/4	19/11	3/1	3/9	19/15
#12 Georgia	34/32	55/47	89-79	+10	28-51/25-60	.549/.417	8-20/9-21	.400/.429	25-32/20-21	.781/.952	40/22	+18	19/18	18/9	4/2	4/9	15/25
#3 LSU	36/33	27/29	63-62	+1	22-63/24-54	.349/.444	10-19/4-9	.526/.444	9-10/10-16	.900/.625	40/31	+9	14/12	12/11	4/7	5/8	14/10
Army	50/26	52/28	102-54	+48	38-63/23-53	.603/.434	6-16/3-14	.375/.214	20-28/5-8	.714/.625	40/21	+19	24/11	16/25	8/2	15/6	14/22
George Washington	40/23	26/30	66-53	+13	21-59/19-62	.356/.306	6-22/2-9	.273/.222	18-27/13-16	.667/.813	53/37	+16	13/9	18/11	5/3	5/10	17/20
#9/9 Rutgers	29/27	47/42	76-69	+7	25-53/24-58	.472/.414	5-12/6-12	.417/.500	21-26/15-17	.808/.882	29/37	(8)	16/14	12/16	7/3	7/6	14/23
#1/1 North Carolina	31/43	32/32	63-75	(12)	24-58/29-67	.414/.433	4-12/8-20	.333/.400	11-14/9-12	.786/.750	37/36	+1	15/22	22/13	10/5	10/14	14/16

Note: Game totals are displayed in the format TEAM/OPPONENT for each category



2005-06 GAME-BY-GAME SUMMARIES

GAME 1: STETSON

Candace Parker marked her Tennessee debut with a double-double. She had 19 points and 10 rebounds in the No. 2 Lady Vols' 83-33 win over Stetson on Nov. 20. Pat Summitt's 883rd victory was among the easiest starts in her 32-year coaching career. Stetson led 6-1 in the opening minutes before the Lady Vols took over. They outscored the Hatters 48-6 the rest of the first half to head to the locker room with a 49-12 advantage. Tennessee started the second half with an 8-0 run to go ahead 57-12, before Stetson finally broke the drought with Sharnesha Smith's three with 15:36 remaining. By then it was too late for the smaller Hatters, who earned a trip to the NCAA tournament last year as the Atlantic Sun champions. They lost 70-36 to LSU in the first round in Knoxville. Parker, listed at 6-foot-3, guarded Stetson's 5-7 Nefertiti Walker, who finished with 15 points. Parker went to the bench with 12 minutes to go, and the Lady Vols finished the game with mostly reserves. Alexis Hornbuckle and Sidney Spencer each had 13 points and Shanna Zolman added 11. Parker had three straight chances to dunk in the final two minutes of the first half. Parker stole the ball and was fouled going to the basket on the break and missed, but made both free throws. Then she jumped to catch a pass from Zolman by the basket, but dumped it off in mid-air to Spencer for an easy two points. She got another steal and streaked toward the basket. Instead of dunking, she lifted the ball in one hand and placed it in the cylinder. She became just the tenth Lady Vol to start the season opener as a freshman. Tennessee owned the boards, 51-21.

Nov. 20, 2005 • Knoxville, Tenn.
Thompson-Boling Arena (12,913)

VISITORS: Stetson (0-1)												
#	Player	FG	3FG	FT	RB	F	TP	A	TO	BK	S	
13	MACLIN	0-4	0-0	0-0	3	4	0	1	2	0	0	
51	PILOTO	0-1	0-0	0-0	2	4	0	0	1	0	1	
03	MANNING	3-11	0-2	0-0	2	0	6	3	5	1	3	
12	SMITH	2-3	1-2	1-2	4	2	6	3	4	0	3	
23	WALKER	5-21	1-11	4-4	2	0	15	0	4	0	1	
00	BARKLEY	0-0	0-0	0-0	0	4	0	0	3	0	0	
05	LAWRENCE	1-2	0-0	0-0	2	0	2	0	2	0	1	
33	SWINSON	0-0	0-0	0-1	0	1	0	0	0	0	0	
34	HOBBSS	2-4	0-0	0-0	1	3	4	0	3	0	0	
45	STOWELL	0-0	0-0	0-0	0	1	0	0	1	0	0	
TEAM		5										
Totals		13-46	2-15	5-7	21	19	33	7	25	1	9	

TOTAL FG%	1st Half: 4-18 22.2%	2nd Half: 9-28 32.1%	Game: 28.3%
3-Pt. FG%	1st Half: 0-7 0.0%	2nd Half: 2-8 25.0%	Game: 13.3%
F Throw %	1st Half: 4-4 100%	2nd Half: 1-3 33.3%	Game: 71.4%

HOME TEAM: Tennessee (1-0)

#	Player	FG	3FG	FT	RB	F	TP	A	TO	BK	S	
03	PARKER	6-10	0-0	7-9	10	0	19	2	0	2	3	
55	ANOSIKE	0-3	0-0	4-4	5	0	4	1	5	0	2	
50	FLUKER	1-6	0-0	0-0	6	1	2	1	1	1	1	
05	ZOLMAN	5-10	1-2	0-0	3	1	11	1	2	0	1	
14	HORNBUCKLE	4-10	0-2	5-6	6	1	13	4	0	0	2	
01	SPENCER	5-8	3-4	0-0	3	1	13	2	3	0	0	
13	REDDING	3-6	2-4	0-0	2	1	8	0	2	0	1	
15	W-GATEWOOD	3-8	2-7	0-0	4	1	8	3	1	0	1	
21	MOSS	1-2	1-2	0-0	0	2	3	2	0	0	0	
33	DOSTY	0-0	0-0	0-0	3	3	0	0	0	1	1	
44	FULLER	1-2	0-0	0-0	5	3	2	1	2	0	1	
TEAM		4										
Totals		29-65	9-21	16-19	51	14	83	17	16	6	13	

TOTAL FG%	1st Half: 19-38 50.0%	2nd Half: 10-27 37.0%	Game: 44.6%
3-Pt. FG%	1st Half: 4-9 44.4%	2nd Half: 5-12 41.7%	Game: 42.9%
F Throw %	1st Half: 7-9 77.8%	2nd Half: 9-10 90.0%	Game: 84.2%

Score by Periods	1st	2nd	Total
Stetson	12	21	33
#2/1 Tennessee	49	34	83

Score by Periods	1st	2nd	Total
Chattanooga	23	27	50
#2/1 Tennessee	46	46	92

GAME 2: CHATTANOOGA

Shanna Zolman scored 20 points and second-ranked Tennessee beat Chattanooga 92-50 on Nov. 21. Candace Parker added 14 points and nine rebounds for the Lady Vols (2-0), who beat Stetson 83-33 in their opener 24 hours earlier. They were playing in back-to-back games to prepare for the three-day Paradise Jam in St. Thomas later in the week. The Lady Mocs (1-2) gave Tennessee a little bit more of a challenge than Stetson, but not much. The teams were even in the opening minutes until the Lady Vols broke a tie and went ahead on a 10-0 run that included two 3-pointers by Zolman. Tennessee pushed its lead to 12 and then put the game away with a 17-2 run to go up 42-17 with three minutes left before halftime. The Lady Vols opened the second half with a 14-2 run to stretch the lead to 35. The win was Tennessee's 14th straight over its sister school in the university system about 100 miles south. Chattanooga was led by Katasha Brown's 11 points, and Alex Anderson and Tiffani Roberson each had 10 points. Sybil Dosty added 11 rebounds for the Lady Vols. Zolman shot 4-of-9 from beyond the arc. The Lady Vols have their first big game of the season Thursday against No. 9 Michigan State. Tennessee lost to the Spartans 68-64 in the national semifinals last season after squandering a 16-point lead. Tennessee coach Pat Summitt used all 11 players in various combinations, and everyone scored at least four points apiece. Parker, who won a dunk contest for McDonald's high school All-Americans in 2004, sat out last season to recover from two knee surgeries. She had chances to dunk several times in the opener but didn't get as close Monday night. Parker appeared to hurt her knee in the first half when she was fouled and fell, but she was on the bench for only a short time. For the second time in as many games, Tennessee grabbed more rebounds than its opponent, (50-30).

Nov. 21, 2005 • Knoxville, Tenn.
Thompson-Boling Arena (11,398)

VISITORS: Chattanooga (1-2)												
#	Player	FG	3FG	FT	RB	F	TP	A	TO	BK	S	
03	BROWN	3-15	1-6	4-6	3	0	11	0	1	0	0	
33	ROBERSON	4-9	0-0	2-2	2	2	10	1	2	0	0	
40	ANDERSON	5-8	0-1	0-0	6	4	10	1	3	2	2	
10	HALL	1-2	0-1	0-0	4	3	2	4	7	0	3	
35	MATTISON	2-7	0-1	2-2	5	3	6	4	2	0	1	
01	MCCOY	0-0	0-0	0-0	0	3	0	2	2	0	0	
11	GORDON	0-0	0-0	0-0	1	0	0	0	0	0	0	
12	HAND	0-3	0-1	0-0	0	1	0	0	0	0	0	
14	MOHR	0-0	0-0	0-0	1	1	0	1	0	1	0	
21	HUFF	1-1	0-0	2-2	0	1	4	0	0	0	0	
23	MOORE	2-11	0-4	0-0	2	2	4	0	0	0	1	
32	SPANN	0-0	0-0	0-1	0	0	0	1	0	0	0	
44	OGAN	1-3	1-2	0-0	1	1	3	0	1	0	1	
TEAM		5										
Totals		19-59	2-16	10-13	30	21	50	14	18	3	8	

TOTAL FG%	1st Half: 10-30 33.3%	2nd Half: 9-29 31.0%	Game: 32.2%
3-Pt. FG%	1st Half: 0-7 0.0%	2nd Half: 2-9 22.2%	Game: 12.5%
F Throw %	1st Half: 3-4 75.0%	2nd Half: 7-9 77.8%	Game: 76.9%

HOME TEAM: Tennessee (2-0)

#	Player	FG	3FG	FT	RB	F	TP	A	TO	BK	S	
03	PARKER	4-8	0-0	6-7	9	0	14	3	2	1	0	
50	FLUKER	3-6	0-0	0-0	4	0	6	1	0	1	1	
05	ZOLMAN	6-12	4-9	4-4	2	1	20	2	4	0	1	
14	HORNBUCKLE	1-5	0-3	2-2	5	0	4	2	3	0	2	
15	W-GATEWOOD	2-5	0-3	5-7	2	2	9	1	1	0	3	
01	SPENCER	2-8	0-2	2-2	4	2	6	0	0	1	1	
13	REDDING	3-7	1-3	0-0	3	0	7	0	0	0	0	
21	MOSS	2-4	2-4	0-0	2	2	6	3	1	0	0	
33	DOSTY	1-5	0-0	2-3	11	2	8	1	2	1	1	
44	FULLER	1-1	0-0	2-2	4	0	4	2	1	2	0	
55	ANOSIKE	4-4	0-0	0-0	3	4	8	1	0	0	1	
TEAM		1										
Totals		31-65	7-24	23-27	50	13	92	16	14	6	10	

TOTAL FG%	1st Half: 18-31 58.1%	2nd Half: 13-34 38.2%	Game: 47.7%
3-Pt. FG%	1st Half: 5-12 41.7%	2nd Half: 2-12 16.7%	Game: 29.2%
F Throw %	1st Half: 5-5 100%	2nd Half: 18-22 81.8%	Game: 85.2%

Score by Periods	1st	2nd	Total
Chattanooga	23	27	50
#2/1 Tennessee	46	46	92

GAME 3: MICHIGAN STATE

This time, there was no comeback. In a rematch of Michigan State's memorable victory over Tennessee in the 2005 Final Four, the Spartans fell into another double-digit deficit but couldn't come up with the same miraculous finish. The Lady Vols made sure of it. No. 2 Tennessee kept piling it on, forcing 20 turnovers and shooting 58 percent from the field in the second half in an 83-55 blowout win over No. 9 Michigan State on opening night of the Paradise Jam Nov. 24. Senior guard Shanna Zolman led the Lady Vols with 19 points, including 12 in the second half, and five assists. Candace Parker finished with 14 points, and Sa'De Wiley-Gatewood added 12. Both Wiley-Gatewood and Parker sat out last season's Final Four loss to Michigan State with injuries. Tennessee took a 9-2 lead in the opening minutes of the game and never trailed, opening up double-digit leads three times in the first half. Neither team shot very well before halftime except from beyond the arc, where Michigan State hit 3-of-6 3-pointers and Tennessee shot 45 percent. Zolman chalked up the shaky start to some self-imposed pressure from last season's loss. But the Lady Vols settled down in the second half, and the Spartans continued to struggle. Michigan State (2-1) shot just 33 percent from the field in the loss and missed way too many point-blank shots. Senior forward Liz Shimek, who came into the game shooting 79 percent from the floor this season, made just two of 13 shot attempts. The 6-foot-3 Parker, who missed all of last season after knee surgery, added nine rebounds, four assists, seven blocks and two steals in an impressive all-around performance for Tennessee. Her seven swats were a tournament and Lady Vol freshman record. Despite being out-rebounded, 41-38, Tennessee expanded on a 37-27 halftime lead to improve to 3-0 on the season.

Nov. 24, 2005 • St. Thomas, USVI
Sports and Fitness Center (2,879)

VISITORS: Michigan State (2-1)												
#	Player	FG	3FG	FT	RB	F	TP	A	TO	BK	S	
31	LUCAS-PERRY	2-11	1-5	2-2	8	1	7	0	1	0	1	
52	SHIMEK	2-13	0-1	2-2	9	1	6	1	3	0	1	
54	HALL	0-1	0-0	0-0	0	2	0	0	2	0	0	
20	BOWEN	7-12	5-7	0-0	4	3	19	2	5	0	2	
24	HAYNES	3-7	1-4	0-0	5	4	7	1	4	0	0	
05	AITCH	0-2	0-0	0-3	1	0	0	0	0	0	0	
13	DAVIDSON	1-3	1-3	0-0	0	0	3	3	1	0	0	
14	POFF	1-2	1-1	0-0	0	3	0	0	0	0	0	
22	JEFFERSON	4-9	0-0	0-1	4	2	8	3	2	1	3	
25	DWYER	0-0	0-0	0-0	1	0	0	1	1	0	0	
33	WULFF	0-1	0-0	0-0	1	0	0	1	0	0	0	
34	SHIVES	1-1	0-0	0-0	0	3	2	0	0	0	0	
44	GRANTHAM	0-1	0-0	0-0	2	0	0	1	0	0	0	
45	BANNISTER	0-0	0-0	0-2	1	1	0	0	1	0	0	
TEAM		5										
Totals		21-63	9-21	4-10	41	17	55	13	20	1	7	

TOTAL FG%	1st Half: 11-34 32.4%	2nd Half: 10-29 34.5%	Game: 33.3%
3-Pt. FG%	1st Half: 3-6 50.0%	2nd Half: 6-15 40.0%	Game: 42.9%
F Throw %	1st Half: 2-5 40.0%	2nd Half: 2-5 40.0%	Game: 40.0%

HOME TEAM: Tennessee (3-0)

#	Player	FG	3FG	FT	RB	F	TP	A	TO	BK	S	
03	PARKER	6-11	0-0	2-4	9	1	14	4	2	7	2	
14	HORNBUCKLE	3-9	1-2	2-3	4	3	9	3	2	0	1	
50	FLUKER	2-4	0-0	0-0	0	2	4	0	0	0	1	
05	ZOLMAN	7-16	3-8	2-2	3	1	19	5	2	0	0	
15	W-GATEWOOD	3-6	2-4	4-4	3	4	12	4	2	0	0	
01	SPENCER	1-6	0-1	2-2	1	2	4	1	0	0	0	
13	REDDING	3-5	2-4	0-0	0	0	8	1	0	0	0	
21	MOSS	2-2	2-2	0-0	1	0	6	1	2	0	0	
33	DOSTY	1-1	0-0	0-0	6	1	2	0	2	0	0	
44	FULLER	0-1	0-0	0-0	2	0	0	1	0	0	0	
55	ANOSIKE	1-2	0-0	3-4	5	2	5	0	1	1	2	
TEAM		4										
Totals		29-63	10-21	15-19	38	16	83	20	13	9	6	

TOTAL FG%	1st Half: 14-37 37.8%	2nd Half: 15-26 57.7%	Game: 46.0%
3-Pt. FG%	1st Half: 5-11 45.5%	2nd Half: 5-10 50.0%	Game: 47.6%
F Throw %	1st Half: 4-4 100%	2nd Half: 11-15 73.3%	Game: 78.9%

Score by Periods	1st	2nd	Total
#9/9 Michigan State	27	28	55
#2/1 Tennessee	37	46	83

2005-06 GAME-BY-GAME SUMMARIES

GAME 4: GONZAGA

Nicky Anosike scored 15 points to lead Tennessee to its fourth straight victory, 79-65, over Gonzaga in the Paradise Jam tournament on Nov. 25. Tye'sha Fluker added 13 points and Candace Parker 12 for the Lady Vols, who face No. 10 Maryland on Saturday. The Terps defeated No. 9 Michigan State, 75-61. Anne Bailey scored 22 points and Katy Ridenour had 17 points for Gonzaga, which faces Michigan State on Saturday. Gonzaga shot 58.8 percent in a first half that included four ties and six lead changes. Tennessee led by seven points at the break (39-32). Tennessee coach Pat Summitt was not happy with the first-half effort by her team. "I told them, 'You just don't understand. It's Tennessee,'" Summitt said. "So, we had a little history lesson at halftime." I said, 'You have to understand, everyone is going to bring their A game against you.'" Tennessee started the second half with more energy and extended its lead to 21 points in the first five minutes. The Lady Vols shot 40.6 percent from the field in the game and went a perfect 10-of-10 from the line in the second half. The Bulldogs shot a sizzling 61.5 percent from beyond the arch, including a 66.7 percent effort in the first period. Gonzaga coach Kelly Graves was pleased with his team's effort. "I've never been one for moral victories, but I'm really proud of our team," Graves said. "We didn't give in and give up." Tennessee squeaked out a 37-34 rebounding advantage and used 13 steals to remain undefeated (4-0).

Nov. 25, 2005 • St. Thomas, USVI
Sports and Fitness Center (1,987)

#	Player	VISITORS: Tennessee (4-0)									
		FG	3FG	FT	RB	F	TP	A	TO	BK	S
03	PARKER	5-9	0-0	2-3	8	2	12	3	4	1	2
14	HORNBUCKLE	4-7	2-2	2-2	4	2	12	1	2	3	5
55	ANOSIKE	4-4	0-0	7-7	7	5	15	0	0	1	2
05	ZOLMAN	3-13	1-5	4-5	3	0	11	3	1	0	0
15	W-GATEWOOD	2-6	1-3	3-3	0	2	8	1	1	0	2
01	SPENCER	1-4	0-0	0-0	2	0	2	0	0	0	0
13	REDDING	2-10	0-3	1-2	3	1	5	3	0	0	2
21	MOSS	0-3	0-3	0-0	1	2	0	1	4	0	0
33	DOSTY	0-0	0-0	1-2	0	4	1	0	1	0	0
50	FLUKER	5-8	0-0	3-4	3	2	13	0	3	1	0
TEAM		6									
Totals		26-64	4-16	23-28	37	20	79	12	16	6	13

TOTAL FG% 1st Half: 12-30 40.0% 2nd Half: 14-34 41.2% Game: 40.6%
3-Pt. FG% 1st Half: 2-10 20.0% 2nd Half: 2-6 33.3% Game: 25.0%
F Throw % 1st Half: 13-18 72.2% 2nd Half: 10-10 100% Game: 82.1%

HOME TEAM: Gonzaga (1-3)

#	Player	HOME TEAM: Gonzaga (1-3)									
		FG	3FG	FT	RB	F	TP	A	TO	BK	S
30	ANDERSON	1-4	0-0	0-0	3	4	2	1	3	2	0
44	BAILEY	7-11	2-2	6-8	7	4	22	2	4	1	2
03	POLISHCHUCK	3-7	2-5	0-0	5	3	8	5	2	0	0
21	RIDENOUR	4-7	2-2	7-8	7	2	17	1	7	0	1
42	HAWK	3-6	1-1	4-4	2	3	11	3	3	0	3
01	HARRIS	1-3	1-2	0-0	1	2	3	0	4	0	1
13	HASSETT	0-2	0-0	0-0	1	0	0	0	0	0	0
31	SCHRAMM	0-0	0-0	0-2	0	1	0	0	0	0	0
32	BJORKLUND	0-4	0-0	0-0	3	0	0	0	1	0	0
33	RENIUS	1-2	0-1	0-0	0	2	2	0	1	1	0
34	PRICHARD	0-0	0-0	0-0	1	0	0	0	0	0	0
54	SANTOS	0-1	0-0	0-0	0	1	0	0	0	0	0
TEAM		4									
Totals		20-47	8-13	17-22	34	22	65	12	26	4	7

TOTAL FG% 1st Half: 10-17 58.8% 2nd Half: 10-30 33.3% Game: 42.6%
3-Pt. FG% 1st Half: 4-6 66.7% 2nd Half: 4-7 57.1% Game: 61.5%
F Throw % 1st Half: 8-12 66.7% 2nd Half: 9-10 90.0% Game: 77.3%

Score by Periods	1st	2nd	Total
#2/1 Tennessee	39	40	79
Gonzaga	32	33	65

GAME 5: MARYLAND

Candace Parker and Alexis Hornbuckle each scored 19 points and No. 2 Tennessee rallied to an 80-75 victory over No. 10 Maryland in the final day of the Paradise Jam tournament on Nov. 26. Sidney Spencer added 13 points and Parker finished with eight rebounds for the Lady Vols (5-0). Crystal Langhorne had 19 points and 11 rebounds for Maryland (4-1). Marissa Coleman scored 16 and sophomore Laura Harper finished with 13 points and 12 rebounds. Coleman scored to give Maryland a 42-41 lead in the second half, and the Terps moved out to a 51-46 advantage when Harper made two free throws with 13:10 left. Ashleigh Newman added a foul shot to extend the lead. Tennessee battled back and regained the lead at 64-63 on Sa'de Wiley-Gatewood's jumper with six minutes left. The Lady Vols led by three points with two minutes left and tried to run down the clock. Coleman was called for an over-and-back violation after a steal, and Wiley-Gatewood was whistled for a foul after a Tennessee miss, putting Kristi Toliver at the line. Toliver made both free throws, pulling the Terps within 76-75. Shanna Zolman missed a long field goal attempt and Maryland had possession with 5.3 seconds left. Spencer stole the inbounds pass and was fouled. She made both free throws and Maryland's ensuing inbounds pass flew into the stands with two seconds left. Parker was fouled on the following inbounds pass and made two free throws to help close out the win. The Terps trailed by four (34-30) at the half, but used a 41-32 rebounding advantage to stay in the game. Zolman and Parker both were named to the All-Tournament Team. Parker garnered MVP honors.

Nov. 26, 2005 • St. Thomas, USVI
Sports and Fitness Center (2,940)

#	Player	VISITORS: Maryland (4-1)									
		FG	3FG	FT	RB	F	TP	A	TO	BK	S
55	PERRY	0-0	0-0	0-0	1	3	0	0	4	0	0
01	LANGHORNE	8-10	0-0	3-4	11	1	19	2	2	0	1
20	TOLIVER	6-14	3-8	2-2	3	5	17	1	4	0	0
21	NEWMAN	0-3	0-0	0-0	3	3	0	2	2	0	0
22	DORON	3-12	0-2	4-4	4	5	10	1	3	0	1
15	HARPER	2-8	0-0	9-11	12	4	13	4	2	3	0
25	COLEMAN	4-6	0-0	8-9	4	2	16	2	5	0	2
32	CARR	0-0	0-0	0-0	0	1	0	0	1	0	0
44	NOIREZ	0-0	0-0	0-0	0	1	0	0	0	0	0
TEAM		3									
Totals		23-53	3-10	26-30	41	25	75	12	24	3	4

TOTAL FG% 1st Half: 9-26 34.6% 2nd Half: 14-27 51.9% Game: 43.4%
3-Pt. FG% 1st Half: 0-4 0.0% 2nd Half: 3-6 50.0% Game: 30.0%
F Throw % 1st Half: 12-14 85.7% 2nd Half: 14-16 87.5% Game: 86.7%

HOME TEAM: Tennessee (5-0)

#	Player	HOME TEAM: Tennessee (5-0)									
		FG	3FG	FT	RB	F	TP	A	TO	BK	S
03	PARKER	7-15	0-0	5-5	8	4	19	0	1	4	0
14	HORNBUCKLE	7-12	1-1	4-7	5	2	19	2	2	2	4
55	ANOSIKE	0-1	0-0	2-2	2	5	2	1	4	0	0
05	ZOLMAN	4-16	1-9	3-3	2	2	12	2	0	0	0
15	W-GATEWOOD	3-9	1-4	4-4	2	5	11	0	2	0	2
01	SPENCER	4-7	1-2	4-4	3	3	13	0	0	0	1
13	REDDING	0-2	0-1	0-0	1	2	0	0	2	0	0
33	DOSTY	0-0	0-0	0-0	1	1	0	0	0	0	0
44	FULLER	0-0	0-0	0-1	2	0	0	0	1	0	0
50	FLUKER	2-3	0-0	0-0	2	4	4	1	2	0	0
TEAM		4									
Totals		27-65	4-17	22-26	32	28	80	6	14	6	7

TOTAL FG% 1st Half: 13-34 38.2% 2nd Half: 14-31 45.2% Game: 41.5%
3-Pt. FG% 1st Half: 2-9 22.2% 2nd Half: 2-8 25.0% Game: 23.5%
F Throw % 1st Half: 6-8 75.0% 2nd Half: 16-18 88.9% Game: 84.6%

Score by Periods	1st	2nd	Total
#10/10 Maryland	30	45	75
#2/1 Tennessee	34	46	80

GAME 6: TEXAS

The No.1-ranked Lady Vols handed No.18 Texas a 102-61 drumming on Dec. 1 to improve to 6-0 on the season. Shanna Zolman sank five three-pointers and Candace Parker scored her second career double-double as the Lady Vols claimed the largest margin of victory in the series history. It was the first time Tennessee has scored more than 100 points in a game since the Lady Vols beat Puerto Rico-Mayaguez 136-26 on Nov. 29, 2002. The 41 points marked the sixth largest margin of defeat for the Longhorns in program history. It was only the fifth time in program history that an opponent scored at least 100 points in a game. The last 100+ point victory came from Tennessee on December 30, 1999. Zolman scored a team high 23 points on nine of 12 shooting and was named the Philips Player of the Game. She added a career-best tying six assists in 32 minutes of action. Parker scored 17 points and grabbed 14 rebounds, tying for the tenth most boards by a freshman in Lady Vol history. She blocked three Longhorn attempts and snagged three Texas passes. Alexis Hornbuckle scored 11 points, had five assists and three steals. Sa'de Wiley-Gatewood went 3-of-4 from three-point land en route to 11 points. Sidney Spencer also scored in double figures for the Lady Vols with 12 points and four rebounds. Tennessee owned a heavy rebound advantage (45-25), shot almost 55 percent from the field and connected on 11-of-19 three point attempts. The 11 threes tie for the fourth most in a game by the Lady Vols in program history. Tennessee led 44-28 at the half and never let up on the Longhorns.

Dec. 1, 2005 • Knoxville, Tenn.
Thompson-Boling Arena (12,290)

#	Player	VISITORS: Texas (3-2)									
		FG	3FG	FT	RB	F	TP	A	TO	BK	S
33	JACKSON	5-12	0-0	3-5	6	3	13	2	5	0	1
44	ROBINSON	1-3	0-0	0-0	0	1	2	0	0	2	0
51	MIELOSZYNСКА	0-2	0-1	0-0	0	1	0	0	0	0	0
04	ARRIARAN	4-6	1-2	0-0	4	2	9	2	4	0	1
22	NORMAN	6-16	1-2	0-0	5	1	13	1	6	0	3
00	WILLIAMS	1-3	0-0	0-1	2	2	2	0	0	0	0
01	COBBINS	0-0	0-0	0-0	0	0	0	0	0	0	0
03	CORTIJO	5-7	0-1	2-2	1	3	12	1	3	0	1
20	BAILEY	0-0	0-0	0-0	0	0	0	0	0	0	0
23	REED	0-0	0-0	0-0	1	0	0	0	0	0	0
34	BOYD	2-5	0-0	1-2	0	0	5	1	1	0	2
35	LINDSEY	1-3	0-0	1-2	3	1	3	0	1	0	2
43	COOK	1-1	0-0	0-0	0	2	2	0	0	0	0
TEAM		3									
Totals		26-58	2-6	7-12	25	14	61	7	20	2	10

TOTAL FG% 1st Half: 12-30 40.0% 2nd Half: 14-28 50.0% Game: 44.8%
3-Pt. FG% 1st Half: 2-5 40.0% 2nd Half: 0-1 0.0% Game: 33.3%
F Throw % 1st Half: 2-3 66.7% 2nd Half: 5-9 55.6% Game: 58.3%

HOME TEAM: Tennessee (6-0)

#	Player	HOME TEAM: Tennessee (6-0)									
		FG	3FG	FT	RB	F	TP	A	TO	BK	S
03	PARKER	5-11	0-1	7-10	14	2	17	1	2	3	3
55	ANOSIKE	1-1	0-0	0-0	3	3	2	2	1	1	0
05	ZOLMAN	9-12	5-6	0-0	2	0	23	6	1	0	0
14	HORNBUCKLE	5-12	0-2	1-1	4	3	11	5	0	0	3
15	W-GATEWOOD	3-8	3-4	2-2	4	1	11	2	1	0	2
01	SPENCER	4-7	2-2	2-2	4	1	12	1	1	0	0
13	REDDING	4-7	0-2	0-0	0	1	8	0	2	0	0
21	MOSS	2-5	1-2	0-0	2	0	5	2	2	0	1
33	DOSTY	2-2	0-0	1-1	4	2	5	0	1	0	0
50	FLUKER	4-6	0-0	0-0	5	3	8	2	2	0	0
TEAM		3									
Totals		39-71	11-19	13-16	45	16	102	21	13	4	9

TOTAL FG% 1st Half: 16-32 50.0% 2nd Half: 23-39 59.0% Game: 54.9%
3-Pt. FG% 1st Half: 6-9 66.7% 2nd Half: 5-10 50.0% Game: 57.9%
F Throw % 1st Half: 6-9 66.7% 2nd Half: 7-7 100% Game: 81.3%

Score by Periods	1st	2nd	Total
#16/18 Texas	28	33	61
#2/1 Tennessee	44	58	102

2005-06 GAME-BY-GAME SUMMARIES

GAME 7: STANFORD

Candace Parker earned her second double-double of the week with 21 points and 12 rebounds, to lead the Lady Vols to a 74-67 victory over Stanford on Dec. 4. The loss was the first in 24 home games for the Cardinal. Shanna Zolman haunted Stanford once again this year with 21 points, including seven in the last three and a half minutes. She was eight of 13 from the field and two of three from beyond the arc. The Lady Vols took a seven point lead into the locker room but Stanford erased the margin in the opening minutes of the second half. The Cardinal never led by more than two points. Tennessee finally pulled away when Alexis Hornbuckle stole the ball with 3:52 remaining in the game and raced down the court for an uncontested layup to put the Lady Vols ahead 59-53. Parker stole the ball on the ensuing Cardinal possession and was fouled by Candice Wiggins on her way to the basket. Zolman sank a fourteen foot jumper to give Tennessee an eight point edge with three minutes remaining. A sellout crowd came out to witness the first collegiate showdown between Candace and Candice - Tennessee's Parker and Stanford sophomore sensation Candice Wiggins, the reigning Pac-10 player of the year and conference freshman of the year. The two have been playing against each other since middle school in tournaments across the country and also were teammates on the U.S. junior national team, and they call each other "Ice" and "Ace" as a reference to the spellings of their first names. Parker was in uniform but didn't play against Stanford in a last-second 70-67 Tennessee win last season during her redshirt year as she recovered from two surgeries on her troublesome left knee. Wiggins had 16 points, five rebounds, four assists, two steals and two blocks but also committed eight turnovers. Stanford shot 48 percent from the field, the highest percentage by a Tennessee opponent this season. The Lady Vols shot just 41 percent from the field, but a 19 of 24 effort from the line kept Tennessee undefeated on the season.

Dec. 4, 2005 · Palo Alto, Calif.
Maples Pavilion (7,233)

VISITORS: Tennessee (7-0)

#	Player	FG	3FG	FT	RB	F	TP	A	TO	BK	S	
03	Parker	6-9	0-0	9-9	12	2	21	2	6	1	3	
55	Anosike	2-4	0-0	0-2	3	2	4	0	2	1	2	
05	Zolman	8-13	2-3	3-4	3	0	21	0	1	0	0	
14	Hornbuckle	2-9	0-0	4-5	3	4	8	1	0	0	1	
15	W-Gatewood	2-11	0-4	3-4	5	4	7	1	0	0	0	
01	Spencer	2-4	1-2	0-0	2	2	5	0	1	0	0	
13	Redding	1-5	0-1	0-0	0	0	2	0	0	0	0	
21	Moss	0-1	0-1	0-0	1	0	0	1	0	0	0	
33	Dosty	1-1	0-0	0-0	1	2	2	0	1	0	0	
44	Fuller	0-1	0-0	0-0	1	1	0	1	1	0	0	
50	Fluker	2-5	0-0	0-0	1	3	4	1	0	0	1	
TEAM		4										
Totals		26-63	3-11	19-24	36	20	74	7	12	2	7	

TOTAL FG%	1st Half: 13-33 39.4%	2nd Half: 13-30 43.3%	Game: 41.3%
3-PT FG%	1st Half: 2-9 22.2%	2nd Half: 1-2 50.0%	Game: 27.3%
F Throw %	1st Half: 7-7 100%	2nd Half: 12-17 70.6%	Game: 79.2%

HOME TEAM: Stanford (4-2)

#	Player	FG	3FG	FT	RB	F	TP	A	TO	BK	S	
43	Newlin	8-10	0-0	4-6	10	4	20	0	2	1	0	
30	Smith	3-9	0-0	3-5	1	4	9	2	5	1	0	
02	Rappahahn	3-8	3-7	0-0	1	1	9	3	1	0	1	
04	Bodensteiner	1-5	1-4	0-0	1	1	3	2	0	0	0	
11	Wiggins	6-10	0-2	4-6	5	4	16	4	8	2	2	
13	Pierce	3-6	0-1	0-0	0	1	6	0	1	1	0	
22	Okafor	0-0	0-0	0-0	2	2	0	0	0	0	0	
23	Gold-Onwude	0-1	0-1	0-0	2	1	0	0	1	0	0	
33	Harmon	2-5	0-0	0-0	5	3	4	2	0	0	1	
TEAM		7										
Totals		26-54	4-15	11-17	34	21	67	13	18	5	4	

TOTAL FG%	1st Half: 11-26 42.3%	2nd Half: 15-28 53.6%	Game: 48.1%
3-PT FG%	1st Half: 1-5 20.0%	2nd Half: 3-10 30.0%	Game: 26.7%
F Throw %	1st Half: 5-11 45.5%	2nd Half: 6-6 100%	Game: 64.7%

Score by Periods	1st	2nd	Total
#2/1 Tennessee	35	39	74
#12/11 Stanford	28	39	67

GAME 8: GEORGE WASHINGTON

Candace Parker scored 14 points, and Tennessee held George Washington scoreless for 8 1/2 minutes in the second half en route to a 59-43 victory Dec. 7 despite playing little like the nation's No. 1 team for stretches. Parker added eight rebounds, falling just short of her fourth double-double. Shanna Zolman added 12 points for the Lady Vols (8-0), who were closing a five-game road trip in which they will have logged more than 13,000 miles by the time they return home. Jessica Simmonds led George Washington (2-3) with 13 points. Before the game, there was little reason to think it would be as close as it was in the second half. The Lady Vols came in having outscored opponents by an average of 26.7 points this season and without a loss to an unranked opponent in 3 1/2 years. The Colonials, meanwhile, had never lost by fewer than 14 points in five previous games against Tennessee, and were 0-3 against No. 1 teams. But the Lady Vols were shaky, committing 23 turnovers in the game and shooting just 43 percent in the first half. That helped George Washington make a game of it, leading for most of the first 10 minutes, then staying within range into the second half. Trailing 40-35, GW had a chance to cut its deficit to three, but Simmonds - a 29 percent free throw shooter - missed both attempts from the line. Six minutes into the second half, Jazmine Adair's baseline jumper drew the Colonials to 42-37. But that's when Tennessee turned up its defense, forcing poor shots, air balls, shot-clock violations and steals. By the time GW scored again, on Simmonds' jumper with 5 1/2 minutes left, Tennessee had used a 12-0 run to take control at 54-37. The Lady Vols held George Washington to 22 percent shooting in the second half and finished the game with 12 steals, five by Alexis Hornbuckle. Tennessee outrebounded GW 39-27. The Lady Vols didn't take their first lead until more than 9 1/2 minutes had elapsed, on Sidney Spencer's jumper near the foul line that made it 15-14. Jessica Adair's inside basket gave GW what would be its final lead of the game, 16-15. The Colonials went scoreless for more than three minutes as Tennessee used a 10-2 run and appeared to be pulling away. But a late spurt by GW made its deficit just 34-29 at halftime. That matched Tennessee's lowest output in a half this season. The 14 points scored by GW in the second half tied for the second fewest by an opponent in the second period in Tennessee history.

Dec. 7, 2005 · Washington, D.C.
Smith Center (3,207)

VISITORS: Tennessee (8-0)

#	Player	FG	3FG	FT	RB	F	TP	A	TO	BK	S	
03	PARKER	5-10	0-0	4-5	8	1	14	2	3	1	3	
55	ANOSIKE	4-7	0-0	0-0	8	3	8	3	4	0	0	
05	ZOLMAN	4-10	2-6	2-2	2	1	12	3	4	0	3	
14	HORNBUCKLE	3-8	0-1	0-0	6	2	6	3	3	1	5	
15	W-GATEWOOD	1-4	1-2	1-2	2	2	4	0	3	0	0	
01	SPENCER	3-5	1-2	0-0	1	0	7	0	2	0	0	
13	REDDING	0-2	0-2	0-0	1	0	0	0	0	0	1	
21	MOSS	0-0	0-0	0-0	1	0	0	0	1	0	0	
33	DOSTY	1-1	0-0	0-1	3	3	2	1	1	0	0	
50	FLUKER	3-5	0-0	0-0	6	4	6	0	1	0	0	
TEAM		2										
Totals		24-52	4-13	7-10	39	17	59	12	23	2	12	

TOTAL FG%	1st Half: 12-24 50.0%	2nd Half: 12-28 42.9%	Game: 46.2%
3-PT FG%	1st Half: 3-7 42.9%	2nd Half: 1-6 16.7%	Game: 30.8%
F Throw %	1st Half: 7-10 70.0%	2nd Half: 0-0 0.0%	Game: 70.0%

HOME TEAM: George Washington (2-3)

#	Player	FG	3FG	FT	RB	F	TP	A	TO	BK	S	
03	ALLEN	2-3	0-0	0-0	3	4	4	0	5	2	3	
41	SIMMONDS	3-11	0-0	7-10	7	3	13	1	2	1	3	
15	JOHN	1-3	0-0	0-0	2	1	2	0	0	0	1	
05	BECK	1-4	1-4	2-3	5	1	5	9	5	1	3	
20	COLE	1-5	0-1	0-0	3	0	2	0	4	0	0	
12	PETERS	0-4	0-1	0-0	2	0	0	1	0	0	0	
21	ADAIR	3-4	0-0	0-2	2	0	6	0	0	0	1	
25	MITCHELL	0-0	0-0	0-0	0	0	0	0	0	0	0	
32	LAWRENCE	5-12	0-1	1-3	0	3	11	0	2	0	0	
33	BATES	0-0	0-0	0-0	1	1	0	0	0	0	0	
TEAM		2										
Totals		16-46	1-7	10-18	27	14	43	11	19	4	11	

TOTAL FG%	1st Half: 11-23 47.8%	2nd Half: 5-23 21.7%	Game: 34.8%
3-PT FG%	1st Half: 1-2 50.0%	2nd Half: 0-5 0.0%	Game: 14.3%
F Throw %	1st Half: 6-12 50.0%	2nd Half: 4-6 66.7%	Game: 55.5%

Score by Periods	1st	2nd	Total
#1/1 Tennessee	34	25	59
George Washington	29	14	43

GAME 9: LOUISIANA TECH

Shanna Zolman scored 21 points and Candace Parker had 18 points and seven rebounds to lead top-ranked Tennessee to an 83-59 victory over Louisiana Tech on Dec. 15. The Lady Vols (9-0) took advantage of 22 turnovers by the Lady Techsters (5-3) and a 40-35 rebounding edge. Nicky Anosike added 12 points on 5-for-7 shooting for the Lady Vols. Sybil Dosty played just 11 minutes but grabbed seven rebounds and added eight points for Tennessee. Zolman shot 5-for-7 from 3-point range. It was Tennessee's fifth straight victory in the series. Louisiana Tech was led by Aarica Ray-Boyd's 15 points. Tasha Williams added 13 and Shan Moore 10. Tennessee shot 46.6 percent from the floor, while Louisiana Tech shot 38.5 percent. The game was close for the first 13 minutes before Parker's layup with 14:15 left in the period gave the Lady Vols a 12-10 lead. Tennessee never trailed again. Louisiana Tech scored a field goal at the 16:16 mark in the first half and was unable to sink another one until 1:53 left in the first period. With seven minutes left in the half and leading 17-14, Tennessee went on a 13-0 run. Zolman's three-pointer gave the Lady Vols a 30-14 lead with 3:30 left in the half. The Lady Vols outscored Louisiana Tech 23-6 over the last seven minutes of the half and led 40-20 at the break. Louisiana Tech shot 23.1 percent from the floor in the first half, making six of 26 attempts, and committed 15 turnovers. Tennessee shot 50 percent and made nine turnovers. Zolman had 16 points at halftime, and Parker scored 13 in the first half. Tennessee built the lead to 25 early in the second half. The Lady Techsters rallied briefly with an 8-0 run, cutting it to 49-32 on Eboni Mangum's layup with 15:30 left. The Lady Vols built the lead back to 25 points with just under 10 minutes left.

Dec. 15, 2005 · Knoxville, Tenn.
Thompson-Boling Arena (11,529)

VISITORS: Louisiana Tech (5-3)

#	Player	FG	3FG	FT	RB	F	TP	A	TO	BK	S	
14	RAY-BOYD	5-13	3-9	2-4	3	3	15	1	2	1	1	
45	KURSH	3-6	0-0	1-2	11	3	7	0	1	0	0	
22	MOORE	2-3	0-0	0-0	2	5	4	0	0	0	0	
10	WILLIAMS	2-7	1-2	8-9	3	0	13	3	6	0	2	
21	MOORE	4-9	0-0	2-2	3	0	10	3	6	0	1	
02	METOYER	1-2	0-0	1-2	2	3	3	0	0	0	0	
24	MANGUM	3-10	1-4	0-2	4	5	7	2	4	0	2	
25	DeCIMAN	0-1	0-0	0-0	2	5	0	1	3	1	1	
32	THOMAS	0-1	0-1	0-0	0	0	0	1	0	0	0	
TEAM		5										
Totals		20-52	5-16	14-21	35	24	59	11	22	2	7	

TOTAL FG%	1st Half: 6-26 23.1%	2nd Half: 14-26 53.8%	Game: 38.5%
3-PT FG%	1st Half: 3-9 33.3%	2nd Half: 2-7 28.6%	Game: 31.3%
F Throw %	1st Half: 5-9 55.6%	2nd Half: 9-12 75.0%	Game: 66.7%

HOME TEAM: Tennessee (9-0)

#	Player	FG	3FG	FT	RB	F	TP	A	TO	BK	S	
03	PARKER	6-9	1-1	5-5	7	0	18	3	1	3	4	
14	HORNBUCKLE	3-9	0-2	3-6	4	3	9	2	2	0	2	
55	ANOSIKE	5-7	0-0	2-4	4	4	12	2	4	1	5	
05	ZOLMAN	6-11	5-7	4-4	1	2	21	1	0	0	1	
15	W-GATEWOOD	1-3	0-2	0-0	1	3	2	0	2	0	0	
01	SPENCER	0-5	0-1	0-0	4	3	0	1	0	1	0	
13	REDDING	0-3	0-2	0-0	2	4	0	0	2	0	0	
21	MOSS	2-3	1-2	1-4	2	0	6	0	2	0	0	
33	DOSTY	2-4	0-0	4-7	7	1	8	0	2	1	0	
44	FULLER	1-2	0-1	0-0	1	0	2	0	0	0	0	
50	FLUKER	1-2	0-0	3-6	2	2	5	0	1	0	0	
TEAM		5										
Totals		27-58	7-18	22-36	40	22	83	9	16	6	12	

TOTAL FG%	1st Half: 12-24 50.0%	2nd Half: 15-34 44.1%	Game: 46.6%
3-PT FG%	1st Half: 5-11 45.5%	2nd Half: 2-7 28.6%	Game: 38.9%
F Throw %	1st Half: 11-20 55.0%	2nd Half: 11-16 68.8%	Game: 61.1%

Score by Periods	1st	2nd	Total
Louisiana Tech	20	39	59
#1/1 Tennessee	40	43	83

2005-06 GAME-BY-GAME SUMMARIES

GAME 10: PRINCETON

Shanna Zolman scored 23 points and Tye'sha Fluker had 15 points and eight rebounds Dec. 20 to lead No. 1 Tennessee to a 107-39 victory over Princeton. Tennessee (10-0) shot 59.7 percent from the floor, hit 11-of-15 shots from three-point range and out-rebounded Princeton 52-22. Princeton (6-4) shot 29.3 percent from the floor and was 4-of-23 from 3-point range in the worst road loss in program history. Alexis Hornbuckle and Dominique Redding had 12 points each and Sidney Spencer had 11 for the Lady Vols. Candace Parker led the team with 10 rebounds. Becky Brown scored 12 points on 6-of-7 shooting for Princeton in its first game against the Lady Vols. It was Princeton coach Richard Barron's return to Knoxville, where he attended middle school and high school and where his parents reside. Tennessee's victory came a day after starting guard Sa'de Wiley-Gatewood announced she was leaving the team. Wiley-Gatewood, a sophomore, started eight of nine games and was the team's fourth-leading scorer. In her absence, Fluker started her fourth game at center and Hornbuckle started at guard. Hornbuckle and Wiley-Gatewood had shared the point guard job. Tennessee started pulling away five minutes into the game. The Lady Vols led 12-8 with 16 minutes left in the half and went on a 12-0 run. Two free throws by Fluker gave the Lady Vols a 24-8 lead with 10:46 left in the half. Their lead grew to 20 when Parker scored a fast-break layup with 6:42 to play in the half. Fluker's two foul shots with 1:07 left in the half gave the Lady Vols a 47-17 lead. Zolman scored 11 in the first half and hit 3-of-4 shots from three-point range. Tennessee opened the second half with a 13-2 run. Hornbuckle's drive and layup gave the Lady Vols a 60-21 lead with 16:24 to play, and the Lady Vols continued to pour it on. Lindsey Moss threw down court to Dominique Redding for the 100th point of the game. It was the second time this season that the Lady Vols have eclipsed 100 points. Tennessee is 66-3 in 100-point games, including a 46-0 mark in Knoxville.

Dec. 20, 2005 • Knoxville, Tenn.
Thompson-Boling Arena (13,968)

		VISITORS: Princeton (6-4)											
#	Player	FG	3FG	FT	RB	F	TP	A	TO	BK	S		
20	COWHER	3-12	0-0	1-2	5	3	7	1	0	0	1		
23	LOCKWOOD	1-6	0-2	0-0	0	3	2	1	5	0	1		
32	BROWN	6-7	0-0	0-2	2	4	12	0	0	0	0		
10	BERRY	1-4	1-3	0-0	0	4	3	4	4	1	0		
22	O'BRIEN	1-9	1-8	0-0	4	1	3	6	4	0	1		
02	ROMEISER	0-0	0-0	0-0	0	0	0	0	0	0	0		
03	SLEMP	0-1	0-0	0-0	1	0	0	2	1	0	0		
05	PRICHARD	0-1	0-1	0-0	2	0	0	0	0	0	0		
14	DOWNS	2-7	0-2	0-0	2	2	4	1	0	0	1		
21	SMITH	1-2	1-2	0-0	0	0	3	0	1	0	0		
24	O'NEILL	1-4	1-4	0-0	1	0	3	0	0	0	0		
30	NESTOR	0-1	0-1	0-0	1	0	0	0	0	0	0		
33	BERGER	0-1	0-0	0-0	0	0	0	0	0	0	0		
34	ROGERS	1-3	0-0	0-0	1	3	2	0	1	0	0		
	TEAM				3								
Totals		17-58	4-23	1-4	22	20	39	15	16	1	4		

TOTAL FG%	1st Half: 8-29 27.6%	2nd Half: 9-29 31.0%	Game: 29.3%
3-Pt. FG%	1st Half: 2-8 25.0%	2nd Half: 2-15 13.3%	Game: 17.4%
F Throw %	1st Half: 1-4 25.0%	2nd Half: 0-0 0.0%	Game: 25.0%

HOME TEAM: Tennessee (10-0)

#	Player	FG	3FG	FT	RB	F	TP	A	TO	BK	S		
03	PARKER	4-8	0-1	0-1	10	0	8	5	2	2	1		
55	ANOSIKE	2-3	0-0	4-5	4	2	8	1	1	2	1		
50	FLUKER	3-8	0-0	9-10	8	1	15	1	0	1	0		
05	ZOLMAN	9-14	5-6	0-0	4	0	23	3	0	0	0		
14	HORNBUCKLE	6-8	0-0	0-1	8	1	12	6	2	1	6		
01	SPENCER	3-6	3-4	2-2	0	0	11	0	0	0	0		
13	REDDING	5-7	2-3	0-0	1	2	12	2	0	0	0		
21	MOSS	1-3	1-1	1-2	2	0	4	5	0	0	0		
33	DOSTY	4-6	0-0	0-3	9	4	8	1	2	0	2		
44	FULLER	3-4	0-0	0-0	4	0	6	1	1	0	2		
	TEAM				2								
Totals		40-67	11-15	16-24	52	10	107	25	8	6	12		

TOTAL FG%	1st Half: 16-33 48.5%	2nd Half: 24-34 70.6%	Game: 59.7%
3-Pt. FG%	1st Half: 4-7 57.1%	2nd Half: 7-8 87.5%	Game: 73.3%
F Throw %	1st Half: 11-17 64.7%	2nd Half: 5-7 71.4%	Game: 66.7%

Score by Periods	1st	2nd	Total
Princeton	19	20	39
#1/1 Tennessee	47	60	107

GAME 11: TEMPLE

Candace Parker is glad her pride was hurt more than her foot. Parker overcame an ankle injury to score 16 points and Shanna Zolman added 14, leading top-ranked Tennessee to a 75-50 victory over No. 22 Temple on Dec. 28. Tye'sha Fluker had 12 points, and every player scored for the Lady Vols (11-0). Candice Dupree had 17 points and 11 rebounds, and Khadija Bowens scored 14 for Temple (8-3). Tennessee survived an early scare when Parker left the game for nearly eight minutes with a sprained left ankle. But the injury wasn't serious and Parker laughed about the way she got injured. "I got beat defensively," she said, before turning to coach Pat Summitt to try to explain her rare mistake. "I was sliding over and I stepped on Nicky Anosike's foot. I knew it wasn't broken. When I went back to the locker room, I knew I was fine." Once Parker, the team's second-leading scorer, returned, the Lady Vols never looked back. Tennessee began pulling away with a 21-6 run that closed out the first half and gave the Lady Vols a 31-17 lead. After Temple went ahead 11-10, Tennessee scored 11 straight points, including three-pointers from Alex Fuller and Zolman. The Owls got within 44-30 in the second half after a layup by Bowens, but Anosike scored five straight points to spark a 16-4 run that put the game out of reach. "There were too many instances in the game we weren't ourselves," Temple coach Dawn Staley said. "We didn't have enough fight. We had too many lapses to complete." Tennessee already has beaten five ranked opponents, including four teams in the top 16. The Lady Vols have another tough challenge at No. 12 Notre Dame (9-1) on Saturday. Temple has lost three of five after a 6-0 start. It was Tennessee's second game since starting guard Sa'de Wiley-Gatewood left the team. In their previous meeting last November, Temple nearly became the second team to beat the Lady Vols at home since the AP poll started in 1976. The unranked Owls fell 52-48 to then-No. 1 Tennessee. "We remembered that. They had the ball and every opportunity to beat us in the last seconds," Summitt said. "You want your team to respect every opponent regardless of record. Our team really respected this team." Temple came in averaging 62.7 points, but shot just 18-for-54 in its worst offensive performance of the season.

Dec. 28, 2005 • Philadelphia, Pa.
Liacouras Center (5,114)

		VISITORS: Tennessee (11-0)											
#	Player	FG	3FG	FT	RB	F	TP	A	TO	BK	S		
01	SPENCER	0-3	0-1	2-2	2	2	2	0	0	0	0		
03	PARKER	7-10	0-0	2-3	5	3	16	3	0	4	2		
55	ANOSIKE	2-6	0-0	3-6	4	2	7	0	0	2	2		
05	ZOLMAN	6-9	2-3	0-0	3	3	14	5	4	0	1		
14	HORNBUCKLE	1-6	0-0	2-2	6	2	2	2	2	0	3		
13	REDDING	1-2	0-0	0-0	2	2	2	2	0	0	1		
21	MOSS	0-2	0-0	1-2	0	1	1	0	1	0	0		
33	DOSTY	2-5	0-0	5-6	6	0	9	2	2	0	1		
44	FULLER	3-3	2-2	0-0	3	1	8	2	0	0	1		
50	FLUKER	6-9	0-0	0-0	3	3	12	2	1	1	0		
	TEAM				4								
Totals		28-55	4-6	15-21	38	19	75	18	10	7	11		

TOTAL FG%	1st Half: 10-23 43.5%	2nd Half: 18-32 56.3%	Game: 50.9%
3-Pt. FG%	1st Half: 2-3 66.7%	2nd Half: 2-3 66.7%	Game: 66.7%
F Throw %	1st Half: 9-12 75.0%	2nd Half: 6-9 66.7%	Game: 71.4%

HOME TEAM: Temple (8-3)

#	Player	FG	3FG	FT	RB	F	TP	A	TO	BK	S		
04	DUPREE	5-10	0-0	7-8	11	2	17	3	4	4	3		
21	HAIRSTON	2-13	0-2	1-3	4	2	5	0	3	0	1		
42	COMFORT	4-5	0-0	1-4	1	3	9	0	1	1	0		
03	OWENS	2-5	1-4	0-0	0	1	5	3	2	0	1		
05	BOWENS	5-14	0-1	4-7	5	3	14	4	3	0	2		
10	HICKS	0-0	0-0	0-0	0	1	0	0	0	0	0		
11	BORROWS	0-1	0-1	0-0	0	0	0	0	0	0	0		
12	MORRIS	0-2	0-1	0-2	1	0	0	1	0	0	1		
14	LANDRY	0-0	0-0	0-0	0	3	0	0	1	0	0		
15	BROWNE	0-0	0-0	0-0	0	0	0	0	0	0	0		
25	PITTMAN	0-2	0-0	0-0	1	1	0	0	0	1	0		
30	MADDOX	0-2	0-1	0-0	1	0	0	0	1	0	0		
	TEAM				7								
Totals		18-54	1-10	13-24	31	16	50	11	15	6	8		

TOTAL FG%	1st Half: 7-25 28.0%	2nd Half: 11-29 37.9%	Game: 33.3%
3-Pt. FG%	1st Half: 1-6 16.7%	2nd Half: 0-4 0.0%	Game: 10.0%
F Throw %	1st Half: 2-5 40.0%	2nd Half: 11-19 57.9%	Game: 54.2%

Score by Periods	1st	2nd	Total
#1/1 Tennessee	31	44	75
#22/21 Temple	17	33	50

GAME 12: NOTRE DAME

The only thing normal about Tennessee's victory over Notre Dame was the fact that the Lady Vols won. Top-ranked Tennessee shot 33 percent from the field and was outscored in the second half, but beat No. 12 Notre Dame 62-51 on New Year's Eve. Tennessee (12-0), which entered the game averaging 83 points, won by outrebounding the Irish 50-35 and holding Notre Dame to 31 percent shooting. "Our philosophy has always been you better pack your defense and your board work on the road," Tennessee coach Pat Summitt said, "because those ugly nights and those poor shooting nights, you just have to grind games out. Today, we just had to grind it out." Alexis Hornbuckle had 15 points and eight rebounds, Nicky Anosike added nine points and freshman Candace Parker had eight points and 11 rebounds for the Lady Vols. Megan Duffy led Notre Dame (9-2) with 19 points, including eight points in the last four minutes. Tennessee led 47-25 with 13:09 left, but Notre Dame went on a 16-4 run to cut the lead to 51-41 with 6:16 remaining. Duffy's jumper trimmed the deficit to 57-51 with two minutes left, but Tennessee went 5-of-8 from the free-throw line to end the game. Notre Dame coach Muffet McGraw liked how hard the Irish played before a crowd of 11,418, just the third sellout in Joyce Center history. "I was really proud of our effort," McGraw said. Tennessee's Shanna Zolman, the Lady Vols' top scorer with 17 points per game, was held to five on 1-of-7 shooting. "I felt we did a nice job on Zolman, we did a pretty good job on Parker, then Hornbuckle steps up and has a great game," McGraw said. "They just have so many weapons. We tried to limit a couple of them." Zolman said the Lady Vols let the pressure get to them when Notre Dame made its second-half run. "I think we kind of took ourselves out of our offense," she said. The Lady Vols forced 15 first-half turnovers to take a 29-14 lead. The Lady Vols improved to 17-0 all-time against the Irish. "I just think Tennessee is one of the elite teams in the country," McGraw said.

Dec. 31, 2005 • Notre Dame, Ind.
Joyce Center (11,418)

		VISITORS: Tennessee (12-0)											
#	Player	FG	3FG	FT	RB	F	TP	A	TO	BK	S		
01	SPENCER	2-7	2-5	2-2	4	2	8	1	2	1	0		
03	PARKER	3-11	0-0	2-2	11	3	8	2	2	2	0		
55	ANOSIKE	1-2	0-0	7-10	6	3	9	0	2	0	1		
05	ZOLMAN	1-7	1-3	2-2	1	1	5	3	2	0	0		
14	HORNBUCKLE	6-11	2-3	1-2	8	4	15	4	3	0	5		
13	REDDING	2-7	2-4	0-0	2	1	6	1	1	0	1		
21	MOSS	0-1	0-1	0-0	0	0	0	0	1	0	0		
33	DOSTY	0-2	0-0	2-4	3	2	2	1	1	0	1		
44	FULLER	2-5	0-1	0-0	2	1	4	0	2	0	0		
50	FLUKER	2-5	0-0	1-4	9	4	5	0	1	1	1		
	TEAM				4						2		
Totals		19-58	7-17	17-26	50	21	62	13	18	4	9		

TOTAL FG%	1st Half: 12-33 36.4%	2nd Half: 7-25 28.0%	Game: 32.8%
3-Pt. FG%	1st Half: 3-11 27.3%	2nd Half: 4-6 66.7%	Game: 41.2%
F Throw %	1st Half: 2-4 50.0%	2nd Half: 15-22 68.2%	Game: 65.4%

HOME TEAM: Notre Dame (9-2)

#	Player	FG	3FG	FT	RB	F	TP	A	TO	BK	S		
34	ERWIN	1-4	0-0	2-6	7	4	4	1	2	0	0		
33	D'AMICO	2-5	0-0	2-5	6	3	6	0	2	2	1		
13	DUFFY	5-18	3-10	6-6	3	1	19	2	4	1	2		
24	SCHRADER	1-3	0-0	2-4	6	3	4	1	3	0	2		
32	GRAY	0-1	0-0	0-0	2	1	0	0	1	0	0		
01	GAINES	1-2	0-0	2-2	1	2	4	0	2	0	0		
02	ALLEN	1-8	1-4	1-2	4	1	4	3	1	0	2		
21	SMITH	0-0	0-0	0-0	0	0	0	0	0	0	0		
41	LaVERRE	4-8	2-3	0-0	3	5	10	2	1	2	2		
	TEAM				3						1		
Totals		15-49	6-17	15-25	35	20	51	9	17	5	9		

TOTAL FG%	1st Half: 5-19 26.3%	2nd Half: 10-30 33.3%	Game: 30.6%
3-Pt. FG%	1st Half: 3-7 42.9%	2nd Half: 3-10 30.0%	Game: 35.3%
F Throw %	1st Half: 1-3 33.3%	2nd Half: 14-22 63.6%	Game: 60

2005-06 GAME-BY-GAME SUMMARIES

GAME 13: OLD DOMINION

Tennessee's leading scorer Shanna Zolman knows she'll be a focus for defenses, and she's learning ways to get open. Zolman scored 23 points to help the top-ranked Lady Vols to an 83-67 win over Old Dominion on Jan. 2, rebounding from a horrible offensive showing at Notre Dame on New Year's Eve. The Lady Vols (13-0) led nearly the entire game, but Old Dominion (2-7) made them work for their 10th straight victory in the series. Zolman was 6-of-10 from the floor and 3-of-5 from beyond the arc. Tennessee shot 52 percent (26-of-50) from the floor and went 24-of-28 from the foul line on Monday. Old Dominion had only seven chances at the line and made six. The Lady Vols also had 17 points from Nicky Anosike, 14 from Alexis Hornbuckle and 10 from Candace Parker. The Lady Monarchs, coming off an 88-80 overtime loss to fifth-ranked North Carolina last week, were scrappy and aggressive, but couldn't do enough defensively despite shooting 46 percent (28-of-61). Old Dominion was led by T.J. Jordan with 17 points. She was 0-of-13 shooting in last year's game as a freshman. Sherida Triggs added 16 points and Shahida Williams had 10 for Old Dominion, which has the toughest schedule in the country according to the latest RPI. The Lady Vols were ahead by 18 early in the second half when Old Dominion rallied with a 16-6 run. Jordan had consecutive threes during the spurt, and Lawona Davis scored four points to cut it to 61-53. Tennessee stretched it to 12, but Old Dominion trimmed it in half after two baskets by Paula Muxiri and a pair of free throws by Triggs. That was as close as the Lady Monarchs would get, as Zolman hit a three and then sank two foul shots to restore the double-digit lead with 6:18 left. Tennessee's 11-point half-time lead (46-35) and narrow 31-28 rebounding margin held on for the W.

Jan. 2, 2006 • Knoxville, Tenn.
Thompson-Boling Arena (12,838)

VISITORS: Old Dominion (2-7)

#	Player	FG	3FG	FT	RB	F	TP	A	TO	BK	S
14	LYONS	2-8	0-2	0-1	2	2	4	0	2	1	2
34	TRIGGS	7-9	0-0	2-2	4	5	16	2	0	1	1
03	DAVIS	2-6	0-0	2-2	4	2	6	5	4	0	0
13	WILSON	0-0	0-0	0-0	2	1	0	1	1	0	0
23	JORDAN	6-17	5-14	0-0	5	2	17	0	3	0	0
02	MUXIRI	4-9	0-1	0-0	3	1	8	0	0	0	1
04	WALTERS	1-2	0-1	0-0	1	0	2	1	0	0	2
11	WILLIAMS	4-8	0-0	2-2	4	2	10	5	3	0	1
44	PYM	1-1	0-0	0-0	0	3	2	1	1	0	0
55	BROWN	1-1	0-0	0-0	0	2	2	0	2	0	1
	TEAM								3	3	
	Totals	28-61	5-18	6-7	28	20	67	15	16	2	8

TOTAL FG%	1st Half: 16-34 47.1%	2nd Half: 12-27 44.4%	Game: 45.9%
3-PT. FG%	1st Half: 3-8 37.5%	2nd Half: 2-10 20.0%	Game: 27.8%
F Throw %	1st Half: 0-0 0.0%	2nd Half: 6-7 85.7%	Game: 85.7%

HOME TEAM: Tennessee (13-0)

#	Player	FG	3FG	FT	RB	F	TP	A	TO	BK	S
01	SPENCER	4-7	0-2	1-2	5	1	9	2	1	0	0
03	PARKER	4-7	0-0	2-2	4	3	10	3	1	1	2
55	ANOSIKE	5-7	0-0	7-8	3	3	17	1	2	0	3
05	ZOLMAN	6-10	3-5	8-8	6	1	23	2	1	0	0
14	HORNBUCKLE	4-10	2-4	4-4	6	2	14	3	7	0	3
13	REDDING	0-2	0-2	0-0	1	0	0	0	1	0	0
21	MOSS	3-4	2-3	0-0	0	0	8	1	1	0	0
33	DOSTY	0-0	0-0	2-4	2	2	2	1	1	2	1
44	FULLER	0-0	0-0	0-0	1	0	0	0	0	0	1
50	FLUKER	0-3	0-0	0-0	1	1	0	1	2	0	0
	TEAM								2		
	Totals	26-50	7-16	24-28	31	13	83	14	17	3	10

TOTAL FG%	1st Half: 19-33 57.6%	2nd Half: 7-17 41.2%	Game: 52.0%
3-PT. FG%	1st Half: 6-13 46.2%	2nd Half: 1-3 33.3%	Game: 43.8%
F Throw %	1st Half: 2-2 100%	2nd Half: 22-26 84.6%	Game: 85.7%

Score by Periods	1st	2nd	Total
Old Dominion	35	32	67
#1/1 Tennessee	46	37	83

GAME 14: SOUTH CAROLINA

Tye'sha Fluker had 14 of her 18 points in the second half to lead No. 1 Tennessee to its 32nd straight win over South Carolina, 66-51, Jan. 4. Fluker, a senior reserve, matched her career high for the Lady Vols (14-0), who opened the Southeastern Conference season with a win for the 10th consecutive season. South Carolina (9-4) had come in with the league's top field goal defense, a seven-game win streak of its own and legitimate hopes of topping Tennessee for the first time since 1980. Instead, Fluker came off the bench to give Tennessee a winning lift as young star Candace Parker struggled to put up points and frontline starter Nicky Anosike was in foul trouble throughout. The Lady Vols led just 25-24 a minute into the second half when Fluker got going with her own 9-0 run. She had back-to-back baskets to extend the lead to 29-24, then made a three-point play and put back Parker's miss. The Gamecocks seemed to lose steam after that. By the time Shanna Zolman hit her second straight three-pointer, Tennessee was up 42-31 with 13:18 left. Fluker's basket midway through the half increased the lead to 52-36. Fluker hit 8-of-11 shots to tie her career-best game, which she set against Auburn last year and matched in Tennessee's NCAA Tournament game against Purdue last March. She also added six rebounds and three steals. A question coming in was whether Parker would dunk, as former Lady Vols' star Michelle Snow did in Columbia four years ago. However, Parker had enough trouble getting any shots to go at all, finishing 4-for-10 for 10 points and nine rebounds. Lauren Simms led South Carolina with 16 points. Tennessee didn't look like the country's best team early on. The Lady Vols had eight turnovers in the first nine minutes and the Gamecocks, after Lakesha Tolliver's consecutive baskets, led 17-9. But Tennessee found itself and closed the half with a 16-4 run to lead 25-21 at the break. The 25 first-half points were the fewest by Tennessee this season. Sidney Spencer had two three-pointers and the Lady Vols turned up their defense - South Carolina was just 2-of-13 shooting and had five turnovers during Tennessee's charge. The 42-28 rebounding advantage and 59 percent shooting in the second half helped in the Lady Vols' SEC opener.

Jan. 4, 2006 • Columbia, S.C.
Colonial Center (6,127)

VISITORS: Tennessee (14-0, 1-0)

#	Player	FG	3FG	FT	RB	F	TP	A	TO	BK	S
01	SPENCER	3-7	2-4	0-0	3	3	8	4	0	1	1
03	PARKER	4-10	0-1	2-4	9	2	10	1	5	1	1
55	ANOSIKE	1-2	0-0	4-4	5	4	6	0	3	0	1
05	ZOLMAN	2-9	2-4	2-2	6	0	8	3	2	0	1
14	HORNBUCKLE	6-11	1-2	0-0	5	3	13	5	2	0	3
13	REDDING	1-3	0-1	1-2	1	0	3	0	1	0	0
21	MOSS	0-2	0-1	0-1	1	0	0	0	0	0	0
33	DOSTY	0-0	0-0	0-0	0	1	0	0	1	0	0
44	FULLER	0-0	0-0	0-0	1	0	0	0	0	0	0
50	FLUKER	8-11	0-0	2-4	6	2	18	1	1	1	3
	TEAM								1		
	Totals	25-55	5-13	11-17	42	15	66	14	16	3	10

TOTAL FG%	1st Half: 9-28 32.1%	2nd Half: 16-27 59.3%	Game: 45.5%
3-PT. FG%	1st Half: 2-9 22.2%	2nd Half: 3-4 75.0%	Game: 38.5%
F Throw %	1st Half: 5-7 71.4%	2nd Half: 6-10 60.0%	Game: 64.7%

HOME TEAM: South Carolina (9-4, 0-1)

#	Player	FG	3FG	FT	RB	F	TP	A	TO	BK	S
11	Harris	1-3	0-0	0-2	1	3	2	2	0	0	0
14	Siskovic	2-3	0-0	2-2	5	3	6	1	1	1	1
15	Burgrova	1-2	0-0	2-2	2	2	4	1	2	0	0
05	Fabbri	0-2	0-2	2-2	1	2	2	4	3	0	2
30	Simms	7-14	2-6	0-0	4	1	16	2	4	0	3
02	Booker	1-8	1-6	0-0	1	2	3	0	0	0	0
20	Gritsaeva	0-3	0-1	0-0	0	0	0	0	2	0	0
23	Johnson	0-3	0-0	0-0	5	2	0	0	1	0	1
24	Adams	2-4	0-0	1-2	3	1	5	0	0	1	0
41	Tolliver,	5-8	0-0	1-2	3	3	11	1	2	1	0
55	Kulcsar	0-2	0-0	2-2	3	0	2	0	0	0	0
	TEAM										
	Totals	19-52	3-15	10-14	28	19	51	11	15	3	7

TOTAL FG%	1st Half: 7-22 31.8%	2nd Half: 12-30 40.0%	Game: 36.5%
3-PT. FG%	1st Half: 1-6 16.7%	2nd Half: 2-9 22.2%	Game: 20.0%
F Throw %	1st Half: 6-6 100%	2nd Half: 4-8 50.0%	Game: 71.4%

Score by Periods	1st	2nd	Total
#1/1 Tennessee	25	41	66
South Carolina	21	30	51

GAME 15: CONNECTICUT

Sidney Spencer scored a career-high 21 points, including four key free throws in the final two minutes Saturday afternoon Jan. 7, and top-ranked Tennessee outlasted No. 7 Connecticut 89-80 to add another classic game in this storied rivalry. Candace Parker, Tye'sha Fluker, and Shanna Zolman each added 13 points, and Alexis Hornbuckle had 14 rebounds, 10 points and nine rebounds for the Lady Vols (15-0). UConn (12-2) lost for the first time in Knoxville since 2001 and dropped back-to-back games to Tennessee for the first time since 1998 and 1999. The Lady Vols ended their six-game losing streak to the Huskies last year. UConn leads the all-time series 13-8, which includes six matchups in the Final Four. In a game that featured plenty of stars, it was Spencer who was clutch for the Lady Vols. The junior's previous career high was 14 points, and she had no points last year in Hartford. Tennessee led most of the second half, but couldn't extend it past six points until late. UConn cut it to 77-75 with 2:44 left on Barbara Turner's pair of free throws. In response, Spencer made four free throws in a row. Charde Houston had a jumper for the Huskies with 1:18 remaining, but Parker scored and Zolman had two free throws. UConn kept up the pressure, and Ann Strother was fouled shooting a three and made two of three free throws to cut it back to six. But Houston's free throw with 8.7 seconds left was the Huskies' final point. The Huskies had 17 turnovers, nine of which came on steals by the Lady Vols. Parker, playing in her first game against UConn, missed a chance for a dunk early in the first half when she got the ball on the break following a turnover. Palming the ball, she went up for a lay-in surrounded by four Huskies and missed as the crowd let out a big groan. The Huskies led 41-39 at halftime after a 38.5 percent Lady Vol first half shooting performance from the floor. Hornbuckle fell one assist shy of becoming the first Lady Vol in school history to earn a triple-double.

Jan. 7, 2006 • Knoxville, Tenn.
Thompson-Boling Arena (24,653)

VISITORS: Connecticut (12-2)

#	Player	FG	3FG	FT	RB	F	TP	A	TO	BK	S
33	TURNER	1-8	0-3	4-8	7	5	6	3	2	0	1
43	STROTHER	9-22	5-15	2-3	5	5	25	4	3	0	0
20	MONTGOMERY	0-0	0-0	0-0	1	1	0	3	2	0	1
21	WOLFF	1-1	0-0	2-2	1	0	4	1	2	0	0
25	THOMAS	1-2	1-1	2-2	1	3	5	3	1	0	0
11	SWANIER	2-5	1-2	0-0	1	4	5	2	3	0	0
23	CROCKETT	1-1	0-0	0-0	0	3	2	0	0	1	0
24	HOUSTON	7-10	0-0	5-8	8	5	19	1	3	0	1
32	GREENE	1-1	0-0	0-0	0	3	2	0	0	0	0
44	HUNTER	5-7	0-0	2-2	3	1	12	0	1	1	0
	TEAM								9		
	Totals	28-57	7-21	17-25	36	30	80	17	17	2	3

TOTAL FG%	1st Half: 14-26 53.8%	2nd Half: 14-31 45.2%	Game: 49.1%
3-PT. FG%	1st Half: 4-11 36.4%	2nd Half: 3-10 30.0%	Game: 33.3%
F Throw %	1st Half: 9-12 75.0%	2nd Half: 8-13 61.5%	Game: 68.0%

HOME TEAM: Tennessee (15-0)

#	Player	FG	3FG	FT	RB	F	TP	A	TO	BK	S
01	SPENCER	6-9	5-5	4-4	6	2	21	2	1	1	0
03	PARKER	5-9	0-0	3-4	1	5	13	3	1	1	1
55	ANOSIKE	1-6	0-0	4-7	4	1	6	2	1	1	3
05	ZOLMAN	1-10	1-7	10-10	1	2	13	2	2	0	1
14	HORNBUCKLE	2-10	1-1	6-6	14	3	10	9	3	0	4
13	REDDING	3-3	1-1	0-0	2	0	7	0	0	0	0
21	MOSS	0-1	0-1	0-0	0	0	0	0	0	0	0
33	DOSTY	3-4	0-0	1-1	4	4	6	0	2	1	0
44	FULLER	0-1	0-0	0-0	1	0	0	0	0	0	0
50	FLUKER	4-10	0-0	5-9	3	4	13	0	0	1	0
	TEAM								3		
	Totals	25-63	7-15	32-41	39	21	89	18	10	5	9

TOTAL FG%	1st Half: 15-39 38.5%	2nd Half: 10-24 41.7%	Game: 39.7%
3-PT. FG%	1st Half: 4-9 44.4%	2nd Half: 3-6 50.0%	Game: 46.7%
F Throw %	1st Half: 5-10 50.0%	2nd Half: 27-31 87.1%	Game: 78.0%

Score by Periods	1st	2nd	Total
#7/7 Connecticut	41	39	80
#1/1 Tennessee	39	50	89

2005-06 GAME-BY-GAME SUMMARIES

GAME 16: GEORGIA

Even as top-ranked Tennessee remained undefeated, coach Pat Summitt fretted over the Lady Vols' defense. Tennessee beat No. 13 Georgia 94-85 on Jan. 12 with Candace Parker leading the way with a career-high 26 points and 10 rebounds. The Lady Bulldogs (11-4, 2-1) came very close to ending Tennessee's home winning streak against league opponents. Instead, the Lady Vols (16-0, 2-0) won their 62nd straight SEC home game. The Lady Bulldogs were the last to win in Thompson-Boling Arena in December 1996, and they seemed ready to end the drought. Georgia trailed by nine points with 8 1/2 minutes left but cut it to 77-76 on two free throws by Sherill Baker with 3:53 to go. Tennessee answered with a quick 7-0 run. Georgia wasn't finished and got within five after Baker made two more free throws with 1:20 remaining. Parker followed with a fade-away jumper, but that didn't put it away. Alexis Kendrick hit a three for Georgia to make it 88-84 with 43 seconds left. That was the Lady Bulldogs' last field goal. Shanna Zolman and Sidney Spencer each made two free throws in the final 39 seconds, and Alexis Hornbuckle got a rebound and drove for a layup with eight seconds to go. Summitt warned the Lady Vols would not stay undefeated for long if they didn't get better. Tennessee's next four games are on the road, including No. 2 Duke on Jan. 23, and Summitt promised practice would center on defense. Spencer and Zolman each scored 17 points, and Hornbuckle added 12 despite getting into foul trouble late in the game. Parker, who was 10-of-15 from the field, had five assists. "As much fun as it was sometimes, we still know that we weren't playing very well defensively," Zolman said. "Hopefully throughout the course of the season we will improve." One player the Lady Vols had trouble stopping was Baker, who tied her career high with 25 points on 10-of-20 shooting and had six rebounds. Tasha Humphrey added 23 points and Kendrick had 11 for the Lady Bulldogs, who had a four-game winning streak snapped. Tennessee outbounded Georgia, 37-30 and held a 43-38 halftime lead.

Jan. 12, 2006 • Knoxville, Tenn.
Thompson-Boling Arena (13,772)

VISITORS: Georgia (11-4, 2-1)

#	Player	FG	3FG	FT	RB	F	TP	A	TO	BK	S
24	Darrah	3-7	2-6	0-0	0	5	8	5	1	0	0
34	Humphrey	7-13	1-2	8-10	8	3	23	1	1	0	1
11	Baker	10-20	0-2	5-6	6	4	25	2	3	0	2
21	Chambers	3-6	3-5	0-0	1	5	9	2	0	0	1
31	Kendrick	3-7	2-4	3-4	6	0	11	5	2	0	1
04	Taylor	0-3	0-1	1-2	2	1	1	0	0	0	0
14	Hardick	3-9	2-6	0-0	4	1	8	4	3	0	2
15	Bostice	0-0	0-0	0-0	0	0	0	0	0	0	0
	TEAM				3						
Totals		29-65	10-26	17-22	30	19	85	19	10	0	7

TOTAL FG%	1st Half: 15-31 48.4%	2nd Half: 14-34 41.2%	Game: 44.6%
3-Pt. FG%	1st Half: 6-14 42.9%	2nd Half: 4-12 33.3%	Game: 38.5%
F Throw %	1st Half: 2-4 50.0%	2nd Half: 15-18 83.3%	Game: 77.3%

HOME TEAM: Tennessee (16-0, 2-0)

#	Player	FG	3FG	FT	RB	F	TP	A	TO	BK	S
01	SPENCER	5-8	3-5	4-4	3	3	17	2	1	1	1
03	PARKER	10-15	0-0	6-7	10	1	26	5	0	0	0
55	ANOSIKE	4-7	0-0	1-1	5	2	9	0	1	0	0
05	ZOLMAN	6-11	1-3	4-4	6	2	17	2	4	1	1
14	HORNBUCKLE	5-13	0-2	2-2	7	4	12	4	2	0	2
13	REDDING	3-4	1-2	0-0	2	1	7	2	2	0	1
21	MOSS	0-0	0-0	0-0	0	0	0	0	1	0	0
44	FULLER	0-0	0-0	0-0	0	0	0	0	0	0	0
50	FLUKER	2-4	0-0	2-2	3	2	6	1	1	1	1
	TEAM				1						
Totals		35-62	5-12	19-20	37	15	94	16	12	3	6

TOTAL FG%	1st Half: 18-33 54.5%	2nd Half: 17-29 58.6%	Game: 56.5%
3-Pt. FG%	1st Half: 1-5 20.0%	2nd Half: 4-7 57.1%	Game: 41.7%
F Throw %	1st Half: 6-6 100%	2nd Half: 13-14 92.9%	Game: 95.0%

Score by Periods	1st	2nd	Total
#13/17 Georgia	38	47	85
#1/1 Tennessee	43	51	94

GAME 17: MISSISSIPPI STATE

Candace Parker had 16 points and 11 rebounds, and top-ranked Tennessee remained unbeaten with a 79-56 victory over Mississippi State on Jan. 15. Sidney Spencer and Shanna Zolman added 14 points each for the Lady Vols (17-0, 3-0 Southeastern Conference), who opened a four-game road trip - which includes games at nationally-ranked Vanderbilt and Duke - by improving to 25-0 all-time against the Bulldogs. Coach Pat Summitt preached defense after the Lady Vols were exposed often during a 94-85 victory over No. 13 Georgia three days earlier. Against the overmatched Bulldogs, that extra attention showed. Tennessee scored 29 points off 21 Mississippi State turnovers. The Lady Vols never trailed, withstood a Mississippi State rally in the second half and pulled away down the stretch. Tennessee led by as many as 27 in its 11th straight victory in Starkville. Robin Porter had 15 points, Miayorka Johnson had 11 and Heather Hollis added 10 for Mississippi State (6-11, 1-3), which has lost two straight and three of four. This win came much easier for the Lady Vols than their most recent two games - nine-point home wins over No. 7 Connecticut and Georgia. Tennessee increased its lead to 40-20 on a basket by Tye'sha Fluker just more than two minutes into the second half. After Mississippi State closed to within 10 points on an 11-1 run over the next three minutes, Parker and Fluker took over and put the game out of reach. Parker converted a quick three-point play and Fluker had consecutive baskets to extend Tennessee's lead to 17. The Bulldogs didn't get closer than 13 the rest of the way. Fluker finished with 12 points for the Lady Vols. Parker recorded her second straight double-double and the fifth of her career. Zolman shot a perfect 4-of-4 from the line, moving her into first place in the NCAA Division I record book for career free-throw percentage (91.6). The Lady Vols led by 16 at the break and owned a 37-33 rebounding advantage.

Jan. 15, 2006 • Starkville, Miss.
Humphrey Coliseum (3,618)

VISITORS: Tennessee (17-0, 3-0)

#	Player	FG	3FG	FT	RB	F	TP	A	TO	BK	S
01	SPENCER	5-12	2-4	2-2	4	2	14	0	0	0	2
03	PARKER	6-9	0-0	4-5	11	2	16	3	1	1	3
55	ANOSIKE	2-3	0-0	2-4	1	4	6	0	1	1	3
05	ZOLMAN	4-12	2-8	4-4	3	0	14	3	1	0	1
14	HORNBUCKLE	2-6	0-1	1-2	3	3	5	5	2	0	2
13	REDDING	1-2	0-1	0-0	1	3	2	0	3	0	0
21	MOSS	0-0	0-0	0-0	0	0	0	0	0	0	0
33	DOSTY	4-5	0-0	0-0	5	3	8	0	2	0	1
44	FULLER	1-4	0-1	0-0	3	2	2	0	1	1	1
50	FLUKER	6-9	0-0	0-0	3	1	12	1	1	0	0
	TEAM				3						
Totals		31-62	4-15	13-17	37	20	79	12	12	3	13

TOTAL FG%	1st Half: 16-29 55.2%	2nd Half: 15-33 45.5%	Game: 50.0%
3-Pt. FG%	1st Half: 3-8 37.5%	2nd Half: 1-7 14.3%	Game: 26.7%
F Throw %	1st Half: 1-2 50.0%	2nd Half: 12-15 80.0%	Game: 76.5%

HOME TEAM: Mississippi State (6-11, 1-3)

#	Player	FG	3FG	FT	RB	F	TP	A	TO	BK	S
03	CHEKWA	1-3	0-0	0-0	3	4	2	1	2	0	1
14	MCKINNEY	1-6	0-0	4-5	6	0	6	1	2	2	0
11	HOLLIS	3-8	2-6	2-2	2	2	10	1	5	0	0
24	PORTER	5-14	2-5	3-4	6	2	15	0	2	0	1
25	RICHARD	1-1	0-0	0-0	1	0	2	1	4	0	0
05	WARREN	2-7	0-1	0-0	1	2	4	2	2	0	2
20	ROBERTS	0-2	0-0	0-0	0	0	1	1	0	0	0
22	JOHNSON	4-8	3-6	0-0	4	2	11	4	1	0	0
34	HENDERSON	3-4	0-0	0-4	6	3	6	0	2	1	0
	TEAM				4						
Totals		20-53	7-18	9-15	33	15	56	11	21	3	4

TOTAL FG%	1st Half: 7-25 28.0%	2nd Half: 13-28 46.4%	Game: 37.7%
3-Pt. FG%	1st Half: 2-7 28.6%	2nd Half: 5-11 45.5%	Game: 38.9%
F Throw %	1st Half: 4-4 100%	2nd Half: 5-11 45.5%	Game: 60.0%

Score by Periods	1st	2nd	Total
#1/1 Tennessee	36	43	79
Mississippi State	20	36	56

GAME 18: VANDERBILT

Tennessee coach Pat Summitt didn't have to wait long to get her 900th career victory. Shanna Zolman led five Lady Vols in double figures with 16 points, and top-ranked Tennessee rallied from its biggest deficit this season in beating No. 19 Vanderbilt 80-68 Jan. 19, giving Summitt her 900th win in her first shot at the milestone. Tennessee (18-0, 4-0 Southeastern Conference) had never gone through a first half without leading at least once until this game, and the Lady Vols trailed by 14 late in the half. But the crowd of 13,127 with lots of Tennessee orange got to serenade Summitt by chanting "9-0-0" in the final minute as the Lady Vols won for the 10th straight time in the series. Vanderbilt (13-5, 2-2) looked ready to end that skid and get its first victory against the Lady Vols since Feb. 2, 2002. As well as the Commodores shot, they couldn't stop Tennessee from turning their turnovers into 25 points. Alexis Hornbuckle had 15 points for Tennessee with Candace Parker adding 14. Sidney Spencer and Nicky Anosike each had 10. The Lady Vols outshot Vandy 54 percent (31-of-56) to 46 percent (27-of-58). The Lady Vols, who trailed 33-19 in the first half, didn't take their first lead until 45-44 with 14:53 left on a pair of fast-break layups by Hornbuckle coming off a Parker block, then a Zolman steal. Vanderbilt last led 50-49 on a three-pointer by Cherish Stringfield. Then Tennessee scored 19 of the next 21 points in taking its biggest lead at 68-52 with 5:47 to go on a pair of Anosike free throws. The Commodores came into the game as the nation's fourth-best shooting team, and they shot 54 percent in the first half. They finished 10-of-22 from three-point range en route to a 33-19 lead over the Lady Vols, the biggest Tennessee deficit of the season. Tennessee struggled with Zolman missing her first five shots, and Hornbuckle played only seven minutes after picking up her third foul in the first half. But they finished the half with a 13-2 spurt that included a steal and a layup by Parker and capped by Zolman's first bucket, a three-pointer, with 26.1 seconds left. Still, they trailed 37-32 at half-time for only the second time this season. Vanderbilt tried to muster some mojo before tipoff by showing highlights from the football team's 28-24 victory last November over Tennessee - the school's first in the rivalry since 1982. It didn't help, and Summitt got to walk off the court with a wave and a thumb's up to the fans gathered behind her bench.

Jan. 19, 2006 • Nashville, Tenn.
Memorial Gymnasium (13,127)

VISITORS: Tennessee (18-0, 4-0)

#	Player	FG	3FG	FT	RB	F	TP	A	TO	BK	S
1	SPENCER	4-8	2-4	0-0	1	2	10	1	1	0	0
3	PARKER	6-9	0-0	2-4	5	3	14	3	2	3	4
55	ANOSIKE	3-5	0-0	4-6	9	4	10	4	2	3	0
14	HORNBUCKLE	6-6	0-0	3-3	2	4	15	5	4	0	3
5	ZOLMAN	5-13	4-8	2-2	1	2	16	2	0	0	1
13	REDDING	3-7	1-3	0-0	4	0	7	1	1	0	1
21	MOSS	0-0	0-0	0-0	0	0	0	0	0	0	0
33	DOSTY	1-1	0-0	0-0	1	0	2	0	0	0	0
44	FULLER	0-0	0-0	0-0	0	0	0	0	0	0	1
50	FLUKER	3-7	0-0	0-0	1	0	6	0	0	0	3
	TEAM				4						
Totals		31-56	7-15	11-15	28	15	80	16	11	7	12

TOTAL FG%	1st Half: 13-30 43.3%	2nd Half: 18-26 69.2%	Game: 55.4%
3-Pt. FG%	1st Half: 2-8 25.0%	2nd Half: 5-7 71.4%	Game: 46.7%
F Throw %	1st Half: 4-6 66.7%	2nd Half: 7-9 77.8%	Game: 73.3%

HOME TEAM: Vanderbilt (13-5, 2-2)

#	Player	FG	3FG	FT	RB	F	TP	A	TO	BK	S
4	Rogers	1-3	1-2	0-0	0	0	3	0	2	0	0
50	Thomas	1-6	0-0	0-0	4	4	2	0	4	0	0
32	Sherwood	4-6	0-0	0-0	2	3	8	0	0	0	0
10	Davis	8-19	2-8	2-2	3	3	20	11	5	0	2
33	Williams	8-14	5-8	0-0	6	0	21	2	2	0	0
3	Stringfield	1-2	0-0	0-0	0	0	2	1	0	0	0
31	Jules	2-3	0-0	2-2	4	1	6	1	2	0	1
34	Wirth	2-4	2-4	0-0	2	0	6	0	0	0	0
5	Brockman	0-1	0-0	0-0	1	2	0	0	0	0	0
	TEAM				8						
Totals		27-58	10-22	4-4	30	13	68	15	16	0	3

TOTAL FG%	1st Half: 13-24 54.2%	2nd Half: 14-34 41.2%	Game: 46.6%
3-Pt. FG%	1st Half: 7-11 63.6%	2nd Half: 3-11 27.3%	Game: 45.5%
F Throw %	1st Half: 4-4 100%	2nd Half: 0-0 0.0%	Game: 100%

Score by Periods	1st	2nd	Total
#1/1 Tennessee	32	48	80
#19/19 Vanderbilt	37	31	68



2005-06 GAME-BY-GAME SUMMARIES

GAME 19: DUKE

Second-ranked Duke beat No. 1 Tennessee with depth and defense. Lindsey Harding helped a bunch, too. The 5-foot-8 point guard dominated on both ends of the court, finishing with 15 points, four assists and eight steals to help the Blue Devils to a 75-53 victory Jan. 23. Harding was one of five players in double figures for Duke (19-0), which took the lead for good midway through the first half and then pulled away. Monique Currie had 13 points and Mistie Williams, Abby Waner and Chante Black all scored 10. Candace Parker, Tennessee's dynamite freshman, had 17 points, five assists and three blocks, but she got little help. Leading scorer Shanna Zolman was held without a point, only the third time this season she has failed to reach double figures. Six players scored for the Lady Vols (18-1), and their 53 points were a season low. They were coming off an emotional victory over in-state rival Vanderbilt that gave Summitt win No. 900, but they never had a chance in this one. At least Summitt avoided the worst loss in her 32 years at the school - she and Tennessee lost to Texas 91-60 in 1984. With all the tickets for Monday's game sold well in advance - there were a surprising number of Tennessee fans scattered throughout the crowd of 9,314 - the environment was raucous even before the opening tip. A small, yet enthusiastic group of Cameron crazies chanted "Our house! Our house!" as the players left their benches, and they continued the harassment. Of course, the best distraction came from Duke's defense. The Lady Vols shot 45 percent, missed all but two of their 10 free throws and had 22 turnovers. Harding keyed a 14-4 run soon after half-time with two free throws and a jumper from the baseline, and Waner swished a three-pointer to make it 46-31. Sidney Spencer made two threes to momentarily halt the Blue Devils' momentum, but Waner responded with a three to restore control. Spencer had 11 points for the Lady Vols, and Alexis Hornbuckle added 10. In its first loss of the year, UT got out-rebounded 33-26 and trailed by seven at the break.

Jan. 23, 2006 • Durham, N.C.
Cameron Indoor Stadium (9,314)

VISITORS: Tennessee (18-1)												
#	Player	FG	3FG	FT	RB	F	TP	A	TO	BK	S	
01	SPENCER	4-8	3-4	0-0	3	3	11	1	1	0	3	
03	PARKER	7-11	1-1	2-4	5	3	17	5	7	3	2	
55	ANOSIKE	3-7	0-0	0-0	5	4	6	1	2	5	1	
05	ZOLMAN	0-7	0-4	0-0	0	0	0	0	2	0	0	
14	HORNBUCKLE	5-11	0-2	0-4	5	3	10	3	6	0	4	
13	REDDING	0-2	0-1	0-0	1	0	0	0	2	0	0	
21	MOSS	0-0	0-0	0-0	0	0	0	0	1	0	0	
33	DOSTY	0-0	0-0	0-0	1	0	0	0	0	0	0	
44	FULLER	1-1	1-1	0-0	1	0	3	0	0	0	0	
50	FLUKER	3-4	0-0	0-2	3	1	6	0	0	0	0	
TEAM									2		1	
Totals		23-51	5-13	2-10	26	14	53	10	22	8	11	

TOTAL FG%	1st Half: 10-23 43.5%	2nd Half: 13-28 46.4%	Game: 45.1%
3-PT. FG%	1st Half: 1-5 20.0%	2nd Half: 4-8 50.0%	Game: 38.5%
F Throw %	1st Half: 2-6 33.3%	2nd Half: 0-4 0.0%	Game: 20.0%

HOME TEAM: Duke (19-0)												
#	Player	FG	3FG	FT	RB	F	TP	A	TO	BK	S	
01	Williams	5-8	0-0	0-1	9	1	10	3	3	1	0	
25	Currie	5-11	1-2	2-4	2	1	13	1	1	0	0	
43	Bales	0-2	0-0	0-0	3	4	0	2	2	1	0	
10	Harding	5-11	0-1	5-5	0	0	15	4	4	0	8	
23	Smith	2-5	1-3	2-2	5	1	7	6	3	0	2	
02	Waner	0-0	0-0	0-0	0	0	0	0	0	0	0	
03	Kurz	0-0	0-0	0-0	0	0	0	0	0	0	0	
04	Waner	4-6	2-3	0-0	2	2	10	3	2	0	1	
11	Black	5-6	0-0	0-0	5	2	10	0	1	1	2	
24	Foley	3-5	2-4	0-0	1	0	8	0	1	0	1	
30	Gay	1-2	0-0	0-0	2	0	2	0	0	0	1	
TEAM									4			
Totals		30-56	6-13	9-12	33	11	75	19	17	3	15	

TOTAL FG%	1st Half: 12-28 42.9%	2nd Half: 18-28 64.3%	Game: 53.6%
3-PT. FG%	1st Half: 2-6 33.3%	2nd Half: 4-7 57.1%	Game: 46.2%
F Throw %	1st Half: 4-6 66.7%	2nd Half: 5-6 83.3%	Game: 75.0%

Score by Periods	1st	2nd	Total
#1/1 Tennessee	23	30	53
#2/2 Duke	30	45	75

GAME 20: KENTUCKY

Kentucky upset Tennessee (No. 3 ESPN/USA Today; No. 1 AP) 66-63 Jan. 26, handing the Lady Vols and the winningest coach in college basketball history their first back-to-back defeats in nine years. The Lady Vols (18-2, 4-1 Southeastern Conference) had beaten Kentucky (15-4, 4-2) 24 straight times since January 1986 and entered with a 40-5 advantage in the series. For Summitt, who earned her 900th victory last week against Vanderbilt, the setback came at the hands of her former pupil, Kentucky coach Mickie DeMoss, a Tennessee assistant for 18 years under Summitt. Jenny Pfeiffer scored 16 points, including two free throws with 15 seconds left to put the Wildcats ahead by one. Sidney Spencer then missed a three-pointer for Tennessee and fouled Nastassia Alcius, who hit two foul shots with three seconds to go for the final margin. Tennessee led 63-62 when Shanna Zolman tripped, and Kentucky's Carly Ormerod came up with the loose ball. Pfeiffer drew a foul from Spencer and made both free throws. Tennessee had not dropped consecutive games since February 1997 against LSU and Louisiana Tech. It also was the Lady Vols' first loss to an unranked team since March 2, 2002, against LSU in the SEC tournament. For the Wildcats, it was their first win over an AP No. 1 team. Freshman Candace Parker led the Lady Vols with 25 points - one shy of a career high - and nine rebounds. But it was her foul that sent Pfeiffer to the line for three free throws with 2:30 left. Pfeiffer made all three to tie the score at 60. Summitt was unhappy with her team's defensive effort against Duke, but it was offense and defense alike that plagued the Lady Vols early against Kentucky. They made only four of their first 15 shots and hit just 39 percent for the game. Kentucky, however, shot 54 percent in the opening period. And the bigger Lady Vols narrowly won the rebounding battle, 33-32. The Wildcats went on a 6-0 run midway through the first half. A buzzer-beating layup by Jenn'e Jackson amid a crowd of Lady Vols gave the Wildcats a 35-30 halftime lead, the third consecutive game in which UT has trailed at the break. For the ninth time this season, a school hosting the Lady Vols set an attendance record. Kentucky, which played the game at Rupp Arena where the men's team plays, drew a record 13,689 fans to watch the upset.

Jan. 26, 2006 • Lexington, Ky.
Rupp Arena (13, 689)

VISITORS: Tennessee (18-2, 4-1)												
#	Player	FG	3FG	FT	RB	F	TP	A	TO	BK	S	
01	SPENCER	3-10	1-6	2-2	5	4	9	1	0	0	2	
03	PARKER	8-14	0-1	9-10	9	1	25	3	1	3	1	
55	ANOSIKE	4-7	0-0	1-1	4	2	9	2	2	3	1	
50	FLUKER	3-6	0-0	1-1	5	5	7	0	4	1	0	
14	HORNBUCKLE	0-6	0-1	1-2	2	5	1	0	3	3	2	
05	ZOLMAN	3-12	2-8	1-2	3	3	9	4	2	0	0	
13	REDDING	0-0	0-0	1-2	0	0	0	1	0	0	0	
21	MOSS	0-0	0-0	0-0	0	0	0	0	0	0	0	
33	DOSTY	1-1	0-0	0-2	2	1	2	0	1	0	0	
44	FULLER	0-0	0-0	0-0	0	0	0	0	0	0	0	
TEAM									3			
Totals		22-56	3-16	16-22	33	21	63	10	13	10	6	

TOTAL FG%	1st Half: 11-30 36.7%	2nd Half: 11-26 42.3%	Game: 39.3%
3-PT. FG%	1st Half: 2-9 22.2%	2nd Half: 1-7 14.3%	Game: 18.8%
F Throw %	1st Half: 6-6 100%	2nd Half: 10-16 62.5%	Game: 72.7%

HOME TEAM: Kentucky (15-4, 4-2)												
#	Player	FG	3FG	FT	RB	F	TP	A	TO	BK	S	
01	Roddy	2-2	0-0	3-5	5	5	7	2	1	0	0	
20	Bowman	0-2	0-0	0-0	1	2	0	0	0	0	0	
32	Humphrey	1-3	0-0	1-2	1	3	3	4	1	2	0	
00	Ormerod	4-9	2-3	1-3	1	1	11	0	5	0	2	
10	Alcius	3-9	0-3	2-2	1	2	8	1	2	0	1	
04	Elliott	3-5	0-0	1-3	4	4	7	1	0	1	1	
11	Mahoney	3-10	0-2	6-6	5	4	12	5	3	1	1	
21	Jackson	1-1	0-0	0-0	1	0	2	0	0	0	0	
33	Pfeiffer	4-7	1-2	7-7	3	0	16	0	2	0	0	
TEAM									10			
Totals		21-48	3-10	21-28	32	21	66	13	14	4	5	

TOTAL FG%	1st Half: 14-26 53.8%	2nd Half: 7-22 31.8%	Game: 43.8%
3-PT. FG%	1st Half: 0-2 0.0%	2nd Half: 3-8 37.5%	Game: 30.0%
F Throw %	1st Half: 7-7 100%	2nd Half: 14-21 66.7%	Game: 75.0%

Score by Periods	1st	2nd	Total
#1/3 Tennessee	30	33	63
Kentucky	35	31	66

GAME 21: ALABAMA

Tennessee snapped its first losing streak since the 1996-97 season with an 89-54 win over Alabama on Jan. 29 that was victory No. 901 for coach Pat Summitt. The Lady Vols (19-2, 5-1 Southeastern Conference) were coming off consecutive road losses at No. 2 Duke and Kentucky. Tennessee has not lost three in a row in 20 years. The win was the 63rd consecutive in Thompson-Boling Arena over SEC opponents. Tennessee was ahead 8-0 after the Crimson Tide had turnovers on each of the first four possessions. Alabama got two early baskets from Harriet Barnes and Navonda Moore, and the Lady Vols then held the Tide without a field goal for 15 minutes. Tennessee led 33-7 with 5:33 to go in the first half after Sidney Spencer's jumper. The Lady Vols took a 43-20 lead into the break. Shanna Zolman scored to push the lead to 30 with 14 minutes left in the second half. "I think we got the point after two losses," Zolman said. "We won six national championships in this system and obviously it works." Tennessee was averaging 39 rebounds per game coming in, the worst in Lady Vols history. Tennessee barely held the edge against the Tide, 34-29. Alabama improved its offense in the second half when Tennessee got sloppy. "Obviously it's always good to get a win," Summitt said. "We have to get better. You don't fix it in one game." Candace Parker scored 15 points and Alexis Hornbuckle added 14 points, seven rebounds and six assists for Tennessee. Zolman, who failed to score at Duke, finished with 11 points. Tennessee freshman Lindsey Moss was 3-for-3 from long range before she was hit in the nose and had to be helped off the court. She was diagnosed with a displaced nasal fracture.

Jan. 29, 2006 • Knoxville, Tenn.
Thompson-Boling Arena (16, 799)

VISITORS: Alabama (8-12, 2-5)												
#	Player	FG	3FG	FT	RB	F	TP	A	TO	BK	S	
34	MOORE	9-20	2-4	6-8	2	2	26	3	6	0	3	
50	BARNES	2-4	0-0	0-1	6	4	4	0	6	0	0	
52	MERRIWEATHER	0-0	0-0	1-2	6	3	1	0	0	1	1	
10	DRURY	0-2	0-1	1-3	1	0	1	3	4	0	0	
21	NETTLES	3-7	0-0	2-2	3	3	8	2	2	0	0	
00	JOHNSON	0-0	0-0	0-0	1	0	0	0	0	0	0	
05	JOHNSON	0-0	0-0	0-0	1	0	0	0	1	0	0	
15	BLANDS	1-3	0-1	0-0	4	3	2	1	3	0	0	
33	HILL	4-10	1-2	3-4	2	1	12	0	1	0	2	
TEAM									3			
Totals		19-46	3-8	13-20	29	16	54	9	23	1	6	

TOTAL FG%	1st Half: 5-19 26.3%	2nd Half: 14-27 51.9%	Game: 41.3%
3-PT. FG%	1st Half: 1-4 25.0%	2nd Half: 2-4 50.0%	Game: 37.5%
F Throw %	1st Half: 9-14 64.3%	2nd Half: 4-6 66.7%	Game: 65.0%

HOME TEAM: Tennessee (19-2, 5-1)												
#	Player	FG	3FG	FT	RB	F	TP	A	TO	BK	S	
03	PARKER	6-9	0-1	3-7	1	2	15	4	2	1	0	
55	ANOSIKE	2-3	0-0	1-1	6	2	5	1	0	1	2	
50	FLUKER	4-6	0-0	1-3	4	2	9	0	0	2	2	
05	ZOLMAN	4-10	3-6	0-0	1	2	11	1	1	0	0	
14	HORNBUCKLE	6-7	0-1	2-2	7	2	14	6	2	0	4	
01	SPENCER	2-6	0-1	0-0	3	3	4	3	2	0	1	
13	REDDING	2-8	2-4	0-0	1	0	6	5	2	0	0	
21	MOSS	3-3	3-3	0-0	1	2	9	0	1	0	1	
33	DOSTY	3-4	0-0	3-4	3	4	9	1	2	2	1	
44	FULLER	3-5	1-2	0-0	7	1	7	1	0	0	0	
TEAM												
Totals		35-61	9-18	10-17	34	20	89	22	12	6	11	

TOTAL FG%	1st Half: 16-32 50.0%	2nd Half: 19-29 65.5%	Game: 57.4%
3-PT. FG%	1st Half: 5-12 41.7%	2nd Half: 4-6 66.7%	

2005-06 GAME-BY-GAME SUMMARIES

GAME 22: MISSISSIPPI

Sidney Spencer and Shanna Zolman saved Tennessee from another loss on the road. Spencer and Zolman each scored 18 points and sparked a rally which helped the fifth-ranked Lady Vols beat Mississippi 78-63 on Feb. 2. Alexis Hornbuckle added 14 points to help the Lady Vols (20-2, 6-1 Southeastern Conference) clinch their 30th straight 20-win season under Hall of Fame coach Pat Summitt and stop their two-game road losing streak. "When a team takes ownership, good things happen," Summitt said. Summitt's career victory No. 902 was a struggle for a while. Ole Miss led by as many as eight after a 12-0 run in the first half, and led 28-26 at halftime. Jada Mincy's free throw with 11:28 to play gave the Rebels a 46-41 lead. The Lady Vols countered with a 20-5 run keyed by two three-pointers by Spencer and a third by Zolman during the following 4½ minutes. Tennessee led 61-51 on Zolman's jumper with 6:59 left, and the Lady Vols were in control the rest of the way. "The second half was a little more important to them," Summitt said of her team. Tennessee's Tye'sha Fluker added 12 points. The Lady Vols won their first 18 games, then lost consecutive road games against No. 2 Duke and Kentucky (No. 23 ESPN/USA Today; No. 21 AP) before beating Alabama convincingly earlier this week and then struggling in their 13th straight victory over the Rebels, a string which dates back almost exactly 10 years. Ole Miss hasn't beaten Tennessee since the Rebels won 78-72 on Feb. 4, 1996. "I'm not able to yank another All-American off the bench," Ole Miss coach Carol Ross said. "I can yank an all-county or all-division player, but we don't have the depth, and that's a big difference." Carla Bartee had 14 points, Danetra Forest added 13 and Arminite Price finished with 10 for the Rebels (12-9, 2-6), who have lost four of five and eight of their last 11. The Rebels are 0-5 in SEC home games. Ole Miss has lost three straight against ranked opponents since early-season upsets of Texas Tech and Rutgers, and the Rebels on Sunday play at third-ranked LSU.

February 2, 2006 • Oxford, Miss.
Tad Smith Coliseum (4,123)

VISITORS: Tennessee (20-2, 6-1)

# Player	FG	3FG	FT	REB	F	TP	A	TO	BK	S
03 PARKER	2-7	0-1	3-3	4	4	7	2	1	1	0
55 ANOSIKE	0-2	0-0	3-4	7	4	3	2	0	0	2
50 FLUKER	5-8	0-0	2-3	4	4	12	0	2	1	0
05 ZOLMAN	6-14	1-6	5-6	3	2	18	1	5	0	1
14 HORNBUCKLE	5-12	0-1	4-6	3	4	14	4	3	2	3
01 SPENCER	7-8	4-4	0-0	7	3	18	2	6	0	0
13 REDDING	0-0	0-0	0-0	0	1	0	0	0	0	0
33 DOSTY	0-1	0-0	0-0	0	0	0	0	0	0	0
44 FULLER	1-3	1-2	3-4	2	0	6	4	0	0	0
TEAM				8					1	
Totals	26-55	6-14	16-20	38	22	78	15	18	4	6

TOTAL FG%	1st Half: 10-29 34.5%	2nd Half: 16-26 61.5%	Game: 47.3%
3-Pt. FG%	1st Half: 2-6 33.3%	2nd Half: 4-8 50.0%	Game: 42.9%
F Throw %	1st Half: 4-6 66.7%	2nd Half: 16-20 80.0%	Game: 76.9%

HOME TEAM: Mississippi (12-9, 2-6)

# Player	FG	3FG	FT	REB	F	TP	A	TO	BK	S
34 Mincy	2-2	0-0	4-4	2	3	8	0	1	0	0
40 Forrest	4-8	0-0	5-7	6	2	13	2	2	1	0
10 Bartee	4-18	3-10	3-3	1	5	14	1	5	0	2
22 Worsham	0-1	0-0	0-0	1	0	0	0	1	0	0
24 Price	3-6	0-0	4-11	6	3	10	4	4	0	5
03 Awkward	4-7	0-0	0-4	4	2	8	3	3	0	1
20 Johnson	2-8	1-6	1-2	2	1	6	0	2	0	1
32 Buchanan	0-0	0-0	0-0	0	0	0	0	0	0	0
35 Goff	2-4	0-0	0-0	8	5	4	1	0	0	0
TEAM				6						
Totals	21-54	4-16	17-27	35	22	63	11	18	1	9

TOTAL FG%	1st Half: 11-26 42.3%	2nd Half: 10-28 35.7%	Game: 38.9%
3-Pt. FG%	1st Half: 2-5 40.0%	2nd Half: 2-11 18.2%	Game: 25.0%
F Throw %	1st Half: 4-7 57.1%	2nd Half: 13-20 65.0%	Game: 63.0%

Score by Periods	1st	2nd	Total
#5/5 Tennessee	26	52	78
Mississippi	28	35	63

GAME 23: ARKANSAS

No. 5 Tennessee put it together in a big way down the stretch against Arkansas on Feb. 5. Shanna Zolman scored 21 points and the Lady Vols scored 33 of the last 36 points in a 77-37 win over the Lady Razorbacks. Tennessee (21-2, 7-1 Southeastern Conference) looked lethargic on offense for most of the game, but that changed in the second half. The Lady Razorbacks cut it to 44-34 on Rochelle Vaughn's jumper with 11:12 left when Tennessee's offense and defense took over. Candace Parker added 18 for Tennessee. Hornbuckle had 10 points, six assists and eight rebounds. Hornbuckle scored twice and Zolman hit a three to start the run. Parker scored nine straight points during the spurt. Arkansas (13-9, 5-4), held to a season low in points, lost its third in a row in SEC play and 12th straight to Tennessee. The Lady Razorbacks have never won in Knoxville - and neither has any league team in nearly 10 years. Tennessee has won 64 consecutive SEC home games, but that streak will get a stiff challenge on Thursday when third-ranked LSU visits. The Lady Tigers beat Mississippi on Sunday to remain undefeated in league play. Arkansas had trouble overcoming Tennessee's size advantage. The Lady Vols have six players 6-foot-2 or taller while Arkansas has one. They outrebounded Arkansas, 45-28. The Lady Razorbacks shot 26 percent (14-53) from the floor. Parker missed some practice because of a tight hip muscle that bothered her in a win at Mississippi earlier this week. It didn't appear to slow her on Sunday. Tennessee forward Sidney Spencer left the game with a hyperextended right knee, the same one she tore ligaments in a year ago. Trainers said she would be evaluated on Monday. Melissa Hobbs scored 12 points for Arkansas. "It didn't feel like a 40-point game. I think we played well for about 30 minutes," Arkansas coach Susie Gardner said. "The last 10 minutes was a different story. They were just toying with us." Tennessee had a strong first half. The Lady Razorbacks cut it to 19-15 on Leslie Howard's three with 6:02 left, but the Lady Vols had a quick 7-0 run to push the lead to 11. Howard hit another three to trim it to 28-21 with 2:50 left, and Tennessee answered by scoring the last five points of the half, taking a 33-21 lead into the locker room. Howard accounted for nearly half of the Lady Razorbacks' offense by hitting three wide-open three-pointers before halftime. But she was scoreless in the second half.

Feb. 5, 2006 • Knoxville, Tenn.
Thompson-Boling Arena (14,531)

VISITORS: Arkansas (13-9, 5-4)

# Player	FG	3FG	FT	REB	F	TP	A	TO	BK	S
01 MOORE	1-3	0-0	0-0	1	3	2	0	1	0	0
22 HOBBS	5-9	2-3	0-0	3	2	12	0	0	0	0
21 VAUGHN	3-11	1-6	0-0	5	1	7	4	1	1	0
24 HOWARD	3-10	3-7	0-0	2	3	9	2	4	0	1
25 VAUGHN	0-2	0-0	1-2	6	1	1	3	10	0	0
03 WASHINGTON	0-4	0-4	0-0	1	2	0	0	0	0	0
11 ANDJELKOVIC	0-2	0-0	0-0	0	2	0	0	0	0	0
12 THOMPSON	0-3	0-1	0-0	2	1	0	1	2	0	0
14 ALLEN	1-1	0-0	0-0	1	4	2	0	1	0	0
31 JONES	0-3	0-0	0-0	2	1	0	0	1	0	1
44 BUSH	1-5	0-0	2-2	1	3	4	1	2	0	1
TEAM				4						
Totals	14-53	6-21	3-4	28	23	37	11	22	1	3

TOTAL FG%	1st Half: 7-25 28.0%	2nd Half: 7-28 25.0%	Game: 26.4%
3-Pt. FG%	1st Half: 5-13 38.5%	2nd Half: 1-8 12.5%	Game: 28.6%
F Throw %	1st Half: 2-2 100%	2nd Half: 1-2 50.0%	Game: 75.0%

HOME: Tennessee (21-2, 7-1)

# Player	FG	3FG	FT	REB	F	TP	A	TO	BK	S
03 PARKER	7-10	0-0	4-6	8	2	18	1	2	0	3
55 ANOSIKE	3-5	0-0	2-2	4	1	8	2	1	3	1
50 FLUKER	3-6	0-0	3-4	6	1	9	2	2	0	0
05 ZOLMAN	6-11	4-7	5-6	4	0	21	3	0	0	0
14 HORNBUCKLE	4-10	0-2	2-3	8	3	10	6	4	0	5
01 SPENCER	0-3	0-1	0-0	0	0	0	0	0	0	1
13 REDDING	1-4	0-1	0-0	2	0	2	0	3	0	1
33 DOSTY	3-5	0-0	1-1	8	3	7	1	1	0	2
44 FULLER	1-4	0-1	0-0	4	2	2	0	1	0	0
TEAM				1						
Totals	28-58	4-12	17-22	45	12	77	15	14	3	13

TOTAL FG%	1st Half: 10-27 37.0%	2nd Half: 18-31 58.1%	Game: 48.3%
3-Pt. FG%	1st Half: 1-6 16.7%	2nd Half: 3-6 50.0%	Game: 33.3%
F Throw %	1st Half: 12-14 85.7%	2nd Half: 5-8 62.5%	Game: 77.3%

Score by Periods	1st	2nd	Total
Arkansas	21	16	37
#5/5 Tennessee	33	44	77

GAME 24: LOUISIANA STATE

The Lady Tigers became the first SEC team to win at Tennessee in nearly 10 years with a 72-69 victory Feb. 9 and moved closer to winning a second straight regular-season league title. Seimone Augustus scored 32 points, Scholanda Hoston added 18 and Sylvia Fowles had 10 points and 15 rebounds for LSU (21-1, 9-0). The fifth-ranked Lady Vols (21-3, 7-2) had not lost a league game in Thompson-Boling Arena since a loss to Georgia on Dec. 8, 1996, a span of 64 games. LSU was 0-16 in Knoxville. "Right now my thoughts aren't so much about ending the homecourt streak as just getting ready for Vanderbilt (on Sunday)," Tennessee coach Pat Summitt said. "It's not a time for us to be feeling sorry for ourselves. We did a lot of good things, particularly in the second half. We have to get back tomorrow and keep things pointed in the right direction as a basketball team." Tennessee needed to beat LSU to get back into the conference race. The Lady Vols have lost two league games for the first time since 1996-97 when they were 8-4. The Lady Tigers became only the third SEC team and eighth team overall to win in Knoxville, joining Duke, Connecticut, Louisiana Tech, Georgia, Texas, Stanford and Auburn. It was Tennessee's 15th loss in the arena which opened in the 1987-88 season. The Lady Vols' first two losses this season came in consecutive games at Duke and at Kentucky. Their next game is against Vanderbilt here. "We're not going to lose Sunday," Lady Vol Shanna Zolman said. Zolman scored her 1,500th career point in the loss. LSU got off to a big lead early, going up 11-1 in the opening minutes. The Lady Tigers led by as many as 13 in the first half before taking a six point lead into the break. The Lady Vols were ahead 67-66 with 2:19 remaining, before Augustus gave LSU the lead for good. Hoston pushed it to 70-67 with another basket, and Candace Parker pulled Tennessee within one with 46.8 seconds to go. Fowles got open on the next possession and scored easily with 20 seconds left for the final margin. Tennessee's Dominique Redding had a shot blocked in the final seconds, and Parker fouled Augustus on the rebound. Augustus missed both free throws with 6.2 remaining to give the Lady Vols some hope. Zolman dribbled up the court and passed the ball as she was falling down to Redding, who couldn't get off a shot. Parker led the Lady Vols with 23 points. Tye'sha Fluker had 14 and Hornbuckle added 11. Zolman was just 2-for-11 from the field. The Lady Tigers extended their SEC winning streak to 23 games. Their last loss was on Feb. 29, 2004, at Tennessee. LSU owned the rebounding margin, 41-36.

Feb. 9, 2006 • Knoxville, Tenn.
Thompson-Boling Arena (19,576)

VISITORS: Louisiana State (21-1, 9-0)

# Player	FG	3FG	FT	REB	F	TP	A	TO	BK	S
54 THOMAS	1-5	0-0	1-2	5	3	3	1	0	1	1
34 FOWLES	4-12	0-0	2-3	15	3	10	1	5	1	2
05 WHITE	3-7	0-2	0-0	2	2	6	6	3	0	2
32 HOSTON	8-12	1-1	1-2	6	1	18	2	0	1	2
33 AUGUSTUS	10-20	2-3	10-12	5	1	32	3	2	1	1
22 WILLIAMS	1-3	0-0	1-3	4	2	3	1	4	0	0
44 MORRIS	0-0	0-0	0-0	1	2	0	0	0	0	0
TEAM				3						
Totals	27-59	3-6	15-22	41	14	72	14	14	4	8

TOTAL FG%	1st Half: 15-34 44.1%	2nd Half: 12-25 48.0%	Game: 45.8%
3-Pt. FG%	1st Half: 2-4 50.0%	2nd Half: 1-2 50.0%	Game: 50.0%
F Throw %	1st Half: 5-8 62.5%	2nd Half: 10-14 71.4%	Game: 68.2%

HOME: Tennessee (21-3, 7-2)

# Player	FG	3FG	FT	REB	F	TP	A	TO	BK	S
01 SPENCER	2-6	1-4	0-0	2	1	5	0	2	0	0
03 PARKER	9-17	0-0	5-9	9	2	23	2	2	4	1
55 ANOSIKE	1-3	0-0	2-3	8	3	4	4	1	0	0
05 ZOLMAN	2-11	2-8	0-0	1	1	6	3	3	0	0
14 HORNBUCKLE	5-12	0-2	1-1	6	4	11	6	3	0	5
13 REDDING	2-5	2-4	0-0	2	3	6	1	0	1	0
33 DOSTY	0-0	0-0	0-0	0	1	0	0	1	0	0
44 FULLER	0-0	0-0	0-0	2	0	0	0	2	0	0
50 FLUKER	7-10	0-1	0-1	5	3	14	1	1	0	0
TEAM				1						
Totals	28-64	5-19	8-14	36	18	69	17	15	6	6

TOTAL FG%	1st Half: 13-29 44.8%	2nd Half: 15-35 42.9%	Game: 43.8%
3-Pt. FG%	1st Half: 2-7 28.6%	2nd Half: 3-12 25.0%	Game: 26.3%
F Throw %	1st Half: 3-6 50.0%	2nd Half: 5-8 62.5%	Game: 57.1%

Score by Periods	1st	2nd	Total
#3/4 Louisiana State	37	35	72
#5/5 Tennessee	31	38	69



2005-06 GAME-BY-GAME SUMMARIES

GAME 25: VANDERBILT

Candace Parker scored 19 points and fifth-ranked Tennessee rallied to beat No. 22 Vanderbilt 70-67 on Feb. 12 to avoid losing consecutive home conference games for the first time in nearly 20 years. The Lady Vols (22-3, 8-2 Southeastern Conference) were down 14 in the first half, but pulled within five at the break (36-31). Tennessee used a 14-4 run in the last 5:51 to improve to 20-0 against Vanderbilt in Knoxville. Vanderbilt (17-8, 6-5) led nearly the entire game behind a strong inside game from Liz Sherwood, who had 20 points. Tennessee finally found its defense and offense down the stretch. The Commodores were ahead 63-56 on Carla Thomas' basket with 6:14 remaining. Then Sidney Spencer had a jumper and Shanna Zolman made a pair of free throws to get the Lady Vols going. Nicole Jules scored for Vanderbilt, and Thomas had a basket around five points by Parker. Spencer scored again to tie it at 67 with 2:50 left. Vanderbilt did not score again. Alexis Hornbuckle made two free throws with 2:22 to go for a 69-67 lead, and Tennessee held on. Sherwood was whistled for her fifth foul with 1:51 left, but Parker missed both free throws. Cherish Stringfield missed a three for Vanderbilt, which got the ball back with 32 seconds left after Tennessee had a shot clock violation. Spencer made the second of two free throws, and the game ended when Parker caught Caroline Williams' deflected three-point attempt. Spencer finished with 11 points and Hornbuckle had 10. Jules had 12 points for Vanderbilt while Stringfield had 11 and Thomas 10. The Lady Vols tied it at 43 with 14:54 remaining after a quick 5-0 run, but the Commodores were able to stretch their lead back to seven. They pushed it to as many as nine before Tennessee took over. Pat Summitt earned win No. 900 at Vanderbilt in January, and just like that game, the Commodores were up by as many as 14 in the first half. Jules gave the Commodores a 30-16 lead with 4:59 left. But Hornbuckle got an 11-0 run started with a putback, and the Lady Vols cut it to 30-27 with 1:33 to go.

Feb. 12, 2006 • Knoxville, Tenn.
Thompson-Bolling Arena (17,152)

VISITORS: Vanderbilt (17-8, 6-5)

#	Player	FG	3FG	FT	RB	F	TP	A	TO	BK	S
50	Thomas	5-7	0-0	0-2	4	5	10	1	4	0	1
31	Jules	6-8	0-0	0-0	5	2	12	0	2	1	1
03	Stringfield	4-11	3-6	0-0	2	4	11	4	2	0	1
10	Davis	4-10	0-2	1-1	1	4	9	9	2	0	0
33	Williams	1-6	1-6	0-0	3	1	3	0	6	0	0
02	Risper	0-0	0-0	0-0	2	0	0	4	2	0	0
04	Rogers	0-0	0-0	0-0	1	1	0	0	1	0	1
05	Brockman	1-1	0-0	0-0	0	0	2	1	0	0	0
32	Sherwood	9-10	0-0	2-2	0	5	20	1	0	0	1
34	Wirth	0-0	0-0	0-2	0	0	0	0	0	0	0
TEAM		9									
Totals		30-53	4-14	3-7	27	22	67	20	19	1	5

TOTAL FG%	1st Half: 16-26 61.5%	2nd Half: 14-27 51.9%	Game: 56.6%
3-Pt. FG%	1st Half: 3-6 50.0%	2nd Half: 1-8 12.5%	Game: 28.6%
F Throw %	1st Half: 1-3 33.3%	2nd Half: 2-4 50.0%	Game: 42.9%

HOME: Tennessee (22-3, 8-2)

#	Player	FG	3FG	FT	RB	F	TP	A	TO	BK	S
01	SPENCER	4-8	0-2	3-4	1	2	11	0	2	1	1
03	PARKER	7-12	0-0	5-8	6	2	19	1	1	2	1
55	ANOSIKE	0-5	0-0	7-10	7	2	7	2	1	2	2
05	ZOLMAN	3-7	1-2	2-2	3	1	9	2	1	0	2
13	REDDING	2-4	0-1	0-0	1	4	3	0	0	0	0
14	HORNBUCKLE	2-8	0-1	6-8	3	2	10	5	3	1	2
21	MOSS	0-0	0-0	0-0	0	0	0	0	1	0	0
33	DOSTY	1-1	0-0	0-0	3	2	2	0	1	0	0
44	FULLER	0-0	0-0	0-0	2	0	0	0	0	0	0
50	FLUKER	4-4	0-0	0-0	1	1	8	0	2	0	1
TEAM		2									
Totals		23-49	1-6	23-32	28	13	70	13	12	6	9

TOTAL FG%	1st Half: 11-24 45.8%	2nd Half: 12-25 48.0%	Game: 46.9%
3-Pt. FG%	1st Half: 0-4 0.0%	2nd Half: 1-2 50.0%	Game: 16.7%
F Throw %	1st Half: 9-11 81.8%	2nd Half: 14-21 66.7%	Game: 71.9%

Score by Periods	1st	2nd	Total
#22/20 Vanderbilt	36	31	67
#5/5 Tennessee	31	39	70

GAME 26: GEORGIA

Candace Parker scored 19 points, including the go-ahead basket with 17 seconds left, and No. 5 Tennessee rallied from a 14-point deficit to beat No. 13 Georgia 58-55 Feb. 16. Even down by 14 points midway through the second half, Tennessee never lacked for confidence against Georgia. "The thought never crossed our minds that we were going to lose," guard Shanna Zolman said after the fifth-ranked Lady Vols rallied for the 2006 sweep of the Lady Bulldogs. Georgia's Tasha Humphrey scored following an offensive rebound with 4:50 left to give the Lady Bulldogs a 55-48 lead. Georgia didn't score again as Tennessee closed with a 10-0 run to complete the comeback. Candace Parker returned after spraining her ankle in the first half and led Tennessee with 19 points, 14 rebounds and five blocked shots. Tye'sha Fluker set a season high with 10 boards as the Lady Vols outrebounded the Lady Bulldogs 42-27. Parker scored the go-ahead basket with 17 seconds left and Zolman added two free throws with 7.3 seconds to play. Georgia took two timeouts and still couldn't get off an attempt at a game-tying three-pointer. In its first game since losing starting point guard Alexis Hornbuckle with a broken right wrist, Tennessee struggled with 21 turnovers. Hornbuckle had surgery Wednesday and was not with the team. Zolman filled in at point guard and finished with 18 points. Zolman, best known for her three-point shooting, assumed most of the responsibility of directing the offense, but Tennessee coach Pat Summitt said her team won with defense. The Lady Vols used a 3-2 zone for the first time this year, according to Summitt, in hopes of containing Humphrey, the team's leading scorer and only inside threat. Humphrey, averaging 20.6 points, was held to 10 points on 2-for-12 shooting from the field. Cori Chambers was 3-for-12 from the field as Georgia was held to 33.3 percent shooting - 10-for-30 in each half. Tennessee, taking higher percentage shots closer to the basket, shot 46.8 percent from the field. Georgia led 45-31 with 12:08 left, but Parker's basket with 2:52 to play cut it to 55-52. Fluker's inside basket made it 55-54 with 1:54 remaining. The Lady Vols improved to 2-1 in their three games in seven days against ranked Southeastern Conference teams. Tennessee (23-3, 9-2) lost to then-No. 3 Louisiana State on Feb. 9 and beat No. 22 Vanderbilt on Sunday. Sherill Baker led Georgia with 17 points and five steals. Megan Darrah had 10. The Lady Bulldogs led 29-22 at the half.

Feb. 16, 2006 • Athens, Ga.
Stegeman Coliseum (7,373)

VISITORS: Tennessee (23-3, 9-2)

#	Player	FG	3FG	FT	RB	F	TP	A	TO	BK	S
01	SPENCER	4-6	0-1	0-0	4	1	8	0	5	0	1
03	PARKER	8-14	0-0	3-5	14	3	19	3	0	5	1
05	ZOLMAN	5-14	4-9	4-4	5	2	18	1	5	0	2
13	REDDING	0-1	0-0	0-0	1	2	0	0	5	0	0
55	ANOSIKE	1-1	0-0	3-4	1	3	5	2	0	3	0
21	MOSS	0-1	0-0	0-0	2	0	0	1	0	0	0
33	DOSTY	2-3	0-0	0-1	1	1	4	0	0	1	0
44	FULLER	0-0	0-0	0-0	1	0	0	0	2	0	0
50	FLUKER	2-7	0-0	0-0	10	1	4	0	2	1	0
TEAM		3									
Totals		22-47	4-10	10-14	42	13	58	7	21	10	4

TOTAL FG%	1st Half: 9-23 39.1%	2nd Half: 13-24 54.2%	Game: 46.8%
3-Pt. FG%	1st Half: 1-6 16.7%	2nd Half: 2-4 75.0%	Game: 40.0%
F Throw %	1st Half: 3-5 60.0%	2nd Half: 7-9 77.8%	Game: 71.4%

HOME: Georgia (17-7, 4-4)

#	Player	FG	3FG	FT	RB	F	TP	A	TO	BK	S
11	Baker	6-15	0-0	5-6	3	4	17	0	1	0	5
21	Chambers	3-12	2-7	0-0	4	2	8	2	0	1	1
24	Darrah	4-10	2-4	0-0	3	4	10	0	1	1	1
31	Kendrick	3-6	0-2	0-0	6	0	6	3	2	0	0
34	Humphrey	2-12	1-2	5-6	8	4	10	5	3	0	2
04	Taylor	1-2	0-0	0-0	0	0	2	0	0	0	0
14	Hardrick	1-3	0-2	0-0	1	1	2	3	0	0	1
TEAM		2									
Totals		20-60	5-17	10-12	27	15	55	13	8	2	10

TOTAL FG%	1st Half: 10-30 33.3%	2nd Half: 10-30 33.3%	Game: 33.3%
3-Pt. FG%	1st Half: 3-9 33.3%	2nd Half: 2-8 25.0%	Game: 29.4%
F Throw %	1st Half: 6-8 75.0%	2nd Half: 4-4 100%	Game: 83.3%

Score by Periods	1st	2nd	Total
#5/5 Tennessee	22	36	58
#13/13 Georgia	29	26	55

GAME 27: ALABAMA

Shanna Zolman equaled her career-high with 28 points and basket seven three-pointers to lift No. 5 Tennessee to an 82-65 victory over Alabama on Feb. 19. Zolman's seven three-pointers were a career single-game high and a Lady Vol record. Her shooting was a big reason why the Lady Vols (24-3, 10-2 Southeastern Conference) were finally able to enjoy a mostly stress-free game after three consecutive three-point decisions. Tennessee continues to enjoy playing the Crimson Tide (9-16, 3-9), winning the past 30 meetings and leading by as many as 22 in the second half of this one. Zolman had four threes after the half and finished 7-of-12 from behind the arc, while her teammates made only two in eight attempts. All five starters scored in double figures for the Lady Vols. Zolman is discovering another benefit to dumping the ball inside to Candace Parker & Co.: The open outside shots that can result when they return the favor. Nicky Anosike added 14 points for the Lady Vols, while Parker and Tye'sha Fluker had 12 points apiece and Sidney Spencer had 11. Parker made only 3-of-11 shots but she, Anosike and Fluker each had eight rebounds. Navonda Moore had another big game against the Lady Vols. She had a career-high 31 points, five more than her previous best this season, set in the last meeting against Tennessee. Dee Merriweather added 15 points and nine rebounds and Kate Mastin scored 13 for the Tide. Alabama twice cut its deficit to 12 points on Moore three-pointers in the second half, but couldn't get any closer. The relatively easy win gave the Lady Vols a respite after two three-point wins over ranked teams following a 72-69 loss to No. 2 LSU. Summitt remains concerned about the lack of production from her reserves - they scored just five points on Sunday - but had few complaints about her starters Sunday. The Lady Vols made 17-of-30 shots in the second half. They had used a stingy defense to overcome 36 percent shooting in the first half. Parker drove past Chanel Johnson for a basket and foul with 11 seconds left and hit the free throw for a 37-28 lead, matching Tennessee's biggest of the half. Tennessee forced 14 turnovers before halftime and closed the half on a 9-2 run, holding Alabama to only one field goal in the final four minutes to lead 37-28 after 20 minutes of action. The Tide cut its turnovers in half after that, and the game little resembled the Lady Vols' 89-54 win at Knoxville in January.

Feb. 19, 2006 • Tuscaloosa, Ala.
Coleman Coliseum (5,380)

VISITORS: Tennessee (24-3, 10-2)

#	Player	FG	3FG	FT	RB	F	TP	A	TO	BK	S
01	SPENCER	5-10	1-4	0-0	4	3	11	4	1	0	1
03	PARKER	3-11	0-0	6-10	8	1	12	3	1	4	2
05	ZOLMAN	10-19	7-12	1-1	3	2	28	2	3	0	2
50	FLUKER	6-11	0-0	0-2	8	5	12	2	1	1	0
55	ANOSIKE	4-6	0-0	6-10	8	3	14	1	1	0	1
13	REDDING	0-0	0-0	0-0	0	1	0	0	1	0	0
21	MOSS	1-3	1-3	0-0	0	3	3	1	3	0	0
33	DOSTY	0-1	0-0	0-0	1	0	0	0	2	1	1
44	FULLER	0-2	0-1	2-2	4	2	2	4	2	2	1
TEAM		3									
Totals		29-63	9-20	15-25	39	20	82	17	15	8	8

TOTAL FG%	1st Half: 12-33 36.4%	2nd Half: 17-30 56.7%	Game: 46.0%
3-Pt. FG%	1st Half: 3-9 33.3%	2nd Half: 6-11 54.5%	Game: 45.0%
F Throw %	1st Half: 10-13 76.9%	2nd Half: 5-12 41.7%	Game: 60.0%

HOME: Alabama (9-16, 3-9)

#	Player	FG	3FG	FT	RB	F	TP	A	TO	BK	S
10	DRURY	0-3	0-2	0-0	4	2	0	5	9	0	1
21	NETTLES	4-7	3-6	2-2	1	2	13	2	3	0	0
34	MOORE	8-19	4-11	11-12	4	3	31	3	2	1	2
50	BARNES	2-8	0-1	0-0	3	5	4	1	2	1	1
52	MERRIWEATHER	6-8	0-0	3-5	9	2	15	0	2	3	0
00	JOHNSON	0-0	0-0	0-0	3	2	0	0	1	1	0
15	BLANDS	0-1	0-0	2-3	1	1	2	1	2	0	1
33	HILL	0-4	0-1	0-3	4	3	0	0	0	0	0
TEAM		8									
Totals		20-50	7-21	18-25	37	20	65	12	21	6	5

TOTAL FG%	1st Half: 9-22 40.9%	2nd Half: 11-28 39.3%	Game: 40.0%
3-Pt. FG%	1st Half: 4-7 57.1%	2nd Half: 3-14 21.4%	Game: 33.3%
F Throw %	1st Half: 6-10 60.0%	2nd Half: 12-15 80.0%	Game: 72.0%

Score by Periods	1st	2nd	Total
#5/5 Tennessee	37	45	82
Alabama	28	37	65



2005-06 GAME-BY-GAME SUMMARIES

GAME 28: AUBURN

Tennessee played more like coach Pat Summitt wanted, and Tye'sha Fluker was one of the main reasons. Fluker scored a career-high 22 points and Sidney Spencer added 18 to help the No. 5 Lady Vols beat Auburn 81-56 on Feb. 23. Tennessee (25-3, 11-2 Southeastern Conference) built a big lead in the first half and never relinquished it on the way to a 13th straight victory over Auburn. Tennessee's Candace Parker had her seventh double-double of the season with 13 rebounds and 11 points, though she missed a dunk attempt in the second half. Parker also had five assists. Auburn (13-13, 4-9), which hasn't won in Knoxville since 1988, led early but couldn't take advantage of its large front line that at times was bigger than Tennessee's. The Lady Vols' starting lineup has grown taller with the loss of point guard Alexis Hornbuckle, who is out for the season with a broken right wrist. Fluker started at center with three forwards at least 6-foot-3 and 5-10 Shanna Zolman at point guard. Fluker was 7-of-9 from the field and 8-of-10 from the foul line. The game featured two of the best freshmen in the SEC - Parker and Auburn's DeWanna Bonner, who led her team with 14 points. Reserve Sherell Hobbs added 12 points for the Tigers. The Lady Vols were ahead by as many as 16 in the first half, 39-29 at the break, and stretched it to 20 early in the second half. Auburn had two quick baskets to trim it to 16, but the Tigers could not rally. They had 15 turnovers and were out rebounded 40-25 to give Tennessee several second chances. Auburn managed just nine rebounds in the second half. During one sequence after halftime, Fluker missed a free throw, but Spencer put back the rebound and was fouled for a three-point play. Tennessee took command in the first half with two runs. Auburn was ahead by six early when the Lady Vols took the lead on a 10-0 run that included three baskets by Parker. Nitasha Brown pulled the Tigers within one with a three-pointer with 5:51 left before halftime. Then Tennessee held Auburn scoreless for nearly four minutes with a 15-0 run. Spencer and Dominique Redding hit consecutive threes to end the spurt and put the Lady Vols ahead 37-21.

Feb. 23, 2006 • Knoxville, Tenn.
Thompson-Boling Arena (12,771)

VISITORS: Auburn (13-13, 4-9)

#	Player	FG	3FG	FT	RB	F	TP	A	TO	BK	S
10	PAYNE	3-6	0-0	1-1	3	5	7	3	2	2	1
24	BONNER	3-7	1-3	7-8	6	3	14	1	2	0	1
33	CARRIER	3-7	0-0	0-0	2	3	6	0	2	2	0
03	BROWN	4-11	1-5	0-0	1	0	9	1	3	0	0
44	BODDIE	1-4	0-0	0-0	3	1	2	5	3	0	2
11	HOBBS	3-4	0-0	6-8	4	2	12	1	1	1	1
23	CLAYDEN	0-2	0-2	0-0	0	0	0	0	0	0	0
32	WALLACE	0-0	0-0	0-0	0	0	0	0	0	0	0
34	OGUBIE	1-2	0-0	0-0	1	0	2	0	1	0	0
41	ROSSOUW	2-3	0-0	0-0	1	2	4	0	1	0	0
TEAM					4						
Totals		20-46	2-10	14-17	25	16	56	11	15	5	5

TOTAL FG%	1st Half: 11-26 42.3%	2nd Half: 9-20 45.0%	Game: 43.5%
3-Pt. FG%	1st Half: 2-7 28.6%	2nd Half: 0-3 0.0%	Game: 20.0%
F Throw %	1st Half: 5-5 100%	2nd Half: 9-12 75.0%	Game: 82.4%

HOME: Tennessee (25-3, 11-2)

#	Player	FG	3FG	FT	RB	F	TP	A	TO	BK	S
01	SPENCER	6-12	3-7	3-3	4	1	18	1	0	0	1
03	PARKER	5-11	0-0	1-2	13	2	11	5	4	1	3
55	ANOSIKE	1-4	0-0	3-4	6	2	5	1	1	0	3
50	FLUKER	7-9	0-0	8-10	5	1	22	0	2	0	0
05	ZOLMAN	3-10	1-6	2-2	1	2	9	6	1	0	0
13	REDDING	3-8	2-5	0-0	1	1	8	0	0	0	1
21	MOSS	0-2	0-1	0-0	1	2	0	1	1	0	1
33	DOSTY	0-3	0-0	0-0	5	2	0	1	0	0	1
44	FULLER	4-6	0-0	0-0	2	2	8	2	1	0	1
TEAM					2						
Totals		29-65	6-19	17-21	40	15	81	17	10	1	11

TOTAL FG%	1st Half: 12-30 40.0%	2nd Half: 17-35 48.6%	Game: 44.6%
3-Pt. FG%	1st Half: 4-9 44.4%	2nd Half: 2-10 20.0%	Game: 31.6%
F Throw %	1st Half: 11-11 100%	2nd Half: 6-10 60.0%	Game: 81.0%

Score by Periods	1st	2nd	Total
Auburn	29	27	56
#5/5 Tennessee	39	42	81

GAME 29: FLORIDA

The Lady Vols closed out the 2005-06 regular season Feb. 26 with a 95-93 overtime loss to Florida on Senior Day. Candace Parker scored a career-high for the Lady Vols, netting 25 of her 34 points in the second half. Shanna Zolman and Tye'sha Fluker accounted for 44 points, 22 rebounds and 10 assists in their last game in Thompson-Boling Arena. Parker, Fluker and Zolman each finished with a double-double. The No. 5 Lady Vols lost at home to an unranked team for the second time in school history and first time in 22 years. On top of that, Tennessee lost to two unranked teams in one season for the first time since the women's rankings started in 1976. Its first loss to an unranked team this year came at Kentucky, 66-63 on Jan. 26. The Lady Vols (25-4, 11-3 Southeastern Conference) had never lost to an unranked team in Thompson-Boling Arena. Unranked Cincinnati beat then-No. 12 Tennessee 72-69 on Nov. 26, 1984, in the university's old arena. It was only the 16th loss for Tennessee in Thompson-Boling Arena. Brittany Davis scored a career-high 29 points and Sha Brooks added 25 for the Gators (20-7, 8-6). Sarah Lowe added 15 points, seven rebounds, six assists and no turnovers while playing the entire 45 minutes. Florida used a full-court press that forced most of Tennessee's season-high 28 turnovers and further exposed the loss of point guard Alexis Hornbuckle. Florida had a season-high 20 steals. The Gators grabbed the lead early in the second half and didn't trail again until overtime. But that only lasted 15 seconds. Candace Parker converted a three-point play to put Tennessee ahead 87-84 with three minutes left in the extra period. Davis hit her only three of the game and then made the second of two free throws on the ensuing possession to give the lead back to Florida, and the Gators held on to win. Florida went up 51-50 on Brooks' three with 13:29 left in regulation, starting a 13-0 run. Santos capped it with a three that pushed the Gators' lead to 11. The Lady Vols got back in it with a 10-2 run to cut it to 65-64 with 6:46 left. Tennessee cut it to one three more times before Eshe made two free throws with 34.4 seconds left to push it to 81-76. Tennessee led 34-30 at the break but needed Zolman's three with 8.4 seconds left to send the game into extra periods. Tennessee out-rebounded Florida 54-38 and shot 49 percent compared to the Gators 40 percent, but turnovers and 63 percent FT-shooting lost the game in the end.

Feb. 26, 2006 • Knoxville, Tenn.
Thompson-Boling Arena (20,790)

VISITORS: Florida (20-7, 8-6)

#	Player	FG	3FG	FT	RB	F	TP	A	TO	BK	S
32	DAVIS	11-19	1-2	6-7	9	4	29	0	2	1	1
34	ESHE	4-15	0-2	5-7	3	4	13	3	3	0	4
03	BROOKS	8-23	3-12	6-8	4	2	25	2	2	0	4
11	LOWE	4-9	1-3	6-8	7	1	15	6	0	1	6
21	SANTOS	5-13	1-5	2-2	5	5	13	3	3	0	4
04	DYE	0-0	0-0	0-0	0	0	0	0	0	0	0
20	BOWDEN	0-1	0-0	0-0	0	2	0	1	2	0	1
44	DOTSON	0-1	0-0	0-0	1	5	0	0	0	0	0
TEAM					9						
Totals		32-81	6-24	25-32	38	23	95	15	12	2	20

TOTAL FG%	1st Half: 12-41 29.3%	2nd Half: 16-33 48.5%	Game: 39.5%
3-Pt. FG%	1st Half: 1-12 8.3%	2nd Half: 4-11 36.4%	Game: 25.0%
F Throw %	1st Half: 5-6 83.3%	2nd Half: 16-18 88.9%	Game: 78.1%

HOME: Tennessee (25-4, 11-3)

#	Player	FG	3FG	FT	RB	F	TP	A	TO	BK	S
01	SPENCER	5-10	1-5	0-0	6	4	11	1	6	0	2
03	PARKER	12-17	0-0	10-16	15	4	34	3	3	5	2
55	ANOSIKE	0-4	0-0	0-0	5	5	0	0	2	1	1
50	FLUKER	9-15	0-0	4-7	16	2	22	0	5	1	1
05	ZOLMAN	8-17	4-10	2-2	6	2	22	10	7	1	1
13	REDDING	1-5	1-3	0-0	0	3	3	7	3	0	0
21	MOSS	0-2	0-2	0-0	1	2	0	2	1	0	0
33	DOSTY	0-0	0-0	0-0	0	0	0	0	0	0	1
44	FULLER	0-2	0-0	1-2	3	2	1	1	1	0	1
TEAM					2						
Totals		35-72	6-20	17-27	54	24	93	24	28	9	8

TOTAL FG%	1st Half: 13-25 52.0%	2nd Half: 19-39 48.7%	Game: 48.6%
3-Pt. FG%	1st Half: 3-8 37.5%	2nd Half: 3-10 30.0%	Game: 30.0%
F Throw %	1st Half: 5-11 45.5%	2nd Half: 7-9 77.8%	Game: 63.0%

Score by Periods	1st	2nd	OT	Total
Florida	30	52	13	95
#5/5 Tennessee	34	48	11	93

GAME 30: AUBURN

Candace Parker had 17 points and 12 rebounds, and Zolman added 16 points and six assists to lead No. 8 Tennessee over Auburn 77-45 on March 3 in the second round of the SEC Tournament. The Lady Vols (26-4) were overwhelming from the start against Auburn, jumping ahead 13-0. Tennessee smothered the Tigers (14-15) on defense, holding them to four assists and 28-percent shooting. "Normally we open in a zone," Tennessee coach Pat Summitt said. "We opened in a man - I wanted us to come out and pressure, have good energy." Parker, the SEC's Freshman of the Year, scored all her points in the first half as The Lady Vols built a 40-26 lead. Zolman, a first-team All-SEC selection as a senior, went 4-of-6 from three-point range. She has 78 three-pointers this season, one shy of Kara Lawson's school record. Three of Zolman's three-pointers came during Tennessee's 24-3 run to start the second half. That gave the Lady Vols a 35-point lead, their biggest of the game. "Tennessee was outstanding today," Auburn coach Nell Fortner said. "They shot the ball extremely well, and just absolutely manhandled us. We didn't have an answer for it. It was a long day for us." Tennessee has lost to two unranked teams in one season for the first time since the women's rankings started in 1976. The Lady Vols also had more than one regular-season SEC loss for the first time since 1997. That year, they finished 8-4 in league play before rallying to win the second of three straight national championships. Tennessee would love to go on a similar run this season, and Summitt said her players approached Friday's game with plenty of intensity. "I think this team knows what they have to bring," Summitt said. Tye'sha Fluker led Tennessee with 19 points. She also had eight rebounds. The Lady Vols will play No. 12 Georgia in the semifinals March 4. The Lady Bulldogs defeated Vanderbilt 69-47 in the second round to advance. Sherell Hobbs led the Tigers with 11 points, and DeWanna Bonner added 10. The Lady Vols shot a sizzling 57 percent from the field and 54 percent from beyond the arc. A much taller Auburn front court was out-rebounded 42-27. Tennessee eliminated Auburn from the SEC Tournament for the third time in four years. The Lady Vols' last loss to the Tigers anywhere was in the 1997 tournament. With the win, UT improves to 23-4 all-time in SEC second round games.

March 3, 2006 • North Little Rock, Ark.
Alltel Arena (6,238)

VISITORS: Auburn (14-15)

#	Player	FG	3FG	FT	RB	F	TP	A	TO	BK	S
10	PAYNE	0-1	0-0	0-0	0	2	0	0	2	0	0
33	CARRIER	3-5	0-0	1-4	5	5	7	1	0	0	2
03	BROWN	2-14	1-7	3-4	1	0	8	0	3	0	0
24	BONNER	4-16	0-3	2-4	6	1	10	0	1	0	0
44	BODDIE	2-6	0-0	1-4	3	3	5	2	3	1	2
02	BLAKELY	0-2	0-0	2-2	0	0	2	0	0	0	0
11	HOBBS	4-8	0-0	3-3	6	2	11	1	1	0	4
23	CLAYDEN	0-2	0-2	0-1	1	0	0	0	0	0	1
34	OGUBIE	1-3	0-0	0-1	3	2	2	0	0	0	0
41	ROSSOUW	0-0	0-0	0-0	0	0	0	0	1	0	0
TEAM					2						
Totals		16-57	1-12	12-23	27	15	45	4	11	1	9

TOTAL FG%	1st Half: 9-26 34.6%	2nd Half: 7-31 22.6%	Game: 28.1%
3-Pt. FG%	1st Half: 1-5 20.0%	2nd Half: 0-7 0.0%	Game: 8.3%
F Throw %	1st Half: 7-12 58.3%	2nd Half: 5-11 45.5%	Game: 52.2%

HOME: Tennessee (26-4)

#	Player	FG	3FG	FT	RB	F	TP	A	TO	BK	S
01	SPENCER	3-5	2-2	0-0	5	2	8	1	2	0	0
03	PARKER	8-14	0-1	1-1	12	2	17	5	1	0	1
55	ANOSIKE	3-3	0-0	2-3	8	3	8	1	3	1	1
50	FLUKER	6-8	0-0	7-9	8	0	19	1	0	0	0
05	ZOLMAN	6-10	4-6	0-0	1	1	16	6	2	0	1
13	REDDING	0-2	0-1	2-2	1	2	2	2	4	0	0
21	MOSS	0-4	0-2	0-0	1	1	0	2	1	0	0
33	DOSTY	1-2	0-0	0-0	2	5	2	0	4	1	0
44	FULLER	2-3	1-1	0-0	3	3	5	1	2	1	1
TEAM					1						
Totals		29-51	7-13	12-15	42	19	77	19	19	3	3

TOTAL FG%	1st Half: 16-29 55.2%	2nd Half: 13-22 59.1%	Game: 56.9%
3-Pt. FG%	1st Half: 1-5 20.0%	2nd Half: 6-8 75.0%	Game: 53.8%
F Throw %	1st Half: 7-8 87.5%	2nd Half: 5-7 71.4%	Game: 80.0%

Score by Periods	1st	2nd	Total
Auburn	26	19	45
#8/9 Tennessee	40	37	77



2005-06 GAME-BY-GAME SUMMARIES

GAME 31: GEORGIA

Candace Parker had 26 points and 12 rebounds to help the No. 8 Lady Vols pull away for an 89-79 win over No. 12 Georgia in the SEC semifinals March 4. Tennessee led 74-70 late in a back-and-forth second half before going on an 8-0 run to secure its 17th appearance in the SEC title game. Tennessee and LSU will play for the championship for the third time in four years. LSU won in 2003 in North Little Rock, and the Lady Vols took the title a season ago. The third-ranked Lady Tigers won the regular-season matchup 72-69 at Tennessee. "I think we're a better basketball team now than when we played them," Lady Vols coach Pat Summitt said. "I feel good that we can go inside against them." Tye'sha Fluker added 19 points, and Shanna Zolman had 16 for Tennessee, which was tested in the first game of the tournament decided by fewer than 15 points. The Lady Vols (27-4) finally pulled away with an impressive late stretch. Nicky Anosike made a pair of free throws to make it 76-70, and Zolman followed a Georgia turnover with a three-pointer. After another Georgia turnover, Parker was fouled with 4:09 remaining. She made one of two free throws, Tennessee rebounded the miss, and Parker's reverse layup pushed the lead to 12. Tennessee outrebounded Georgia 40-22. Tennessee needed its rebounding advantage because the Lady Vols turned over the ball 18 times against Georgia's pressure. The Lady Bulldogs started 1-of-8 from the field and fell behind 16-5. They trailed only 34-32 at halftime and the teams exchanged leads early in the second. Georgia (21-8) made one more run late in the second. The Lady Bulldogs had the possession down 85-79, but lost it on a jump ball with 1:18 to play. Georgia then forced a shot clock violation, but Tasha Humphrey's three-pointer rimmed out. Sherill Baker led Georgia with 20 points and Humphrey added 18. Parker, the SEC Freshman of the Year, went 9-of-12 from the field and earned her fourth consecutive double-double, her tenth of the season. Zolman made four three-pointers for a season total of 82, breaking Kara Lawson's school record of 79. She also had seven assists. Anosike added 11 points and 11 rebounds, her first double-double of the season. Tennessee was 25-of-32 from the free throw line and Georgia was 20-of-21.

March 4, 2006 • North Little Rock, Ark.
Alltel Arena (8,324)

		VISITORS: Georgia (21-8)									
#	Player	FG	3FG	FT	RB	F	TP	A	TO	BK	S
34	Humphrey	5-15	1-2	7-7	6	4	18	1	1	0	0
11	Baker	5-16	0-0	10-10	6	3	20	3	1	0	5
21	Chambers	2-5	2-4	0-0	1	5	6	1	1	0	1
24	Darrah	4-8	2-5	2-2	5	4	12	4	3	2	1
31	Kendrick	4-7	1-4	0-0	2	3	9	3	2	0	1
04	Tyler	1-2	0-1	0-0	0	1	2	1	0	0	0
12	Greene	0-0	0-0	0-0	0	0	0	0	0	0	0
14	Hardrick	4-7	3-5	1-2	0	5	12	5	1	0	1
TEAM		2									
Totals		25-60	9-21	20-21	22	25	79	18	9	2	9

TOTAL FG%	1st Half:	11-27 40.7%	2nd Half:	14-33 42.4%	Game:	41.7%
3-Pt. FG%	1st Half:	5-9 55.6%	2nd Half:	4-12 33.3%	Game:	42.9%
F Throw %	1st Half:	5-5 100%	2nd Half:	15-16 93.8%	Game:	95.2%

		HOME: Tennessee (27-4)									
#	Player	FG	3FG	FT	RB	F	TP	A	TO	BK	S
01	SPENCER	4-6	2-4	0-1	2	5	10	3	1	0	1
03	PARKER	9-12	0-0	8-11	12	2	26	3	5	2	1
55	ANOSIKE	3-6	0-0	5-6	11	3	11	2	3	2	0
50	FLUKER	5-7	0-0	9-10	5	1	19	0	3	0	0
05	ZOLMAN	5-13	4-10	2-2	4	2	16	7	4	0	1
13	REDDING	2-5	2-4	1-2	2	1	7	1	0	0	1
21	MOSS	0-1	0-1	0-0	0	0	0	0	0	0	0
33	DOSTY	0-0	0-0	0-0	2	1	0	2	0	0	0
44	FULLER	0-1	0-1	0-0	0	0	0	0	1	1	0
TEAM		2									
Totals		28-51	8-20	25-32	40	15	89	19	18	4	4

TOTAL FG%	1st Half:	13-27 48.1%	2nd Half:	15-24 62.5%	Game:	54.9%
3-Pt. FG%	1st Half:	2-11 18.2%	2nd Half:	6-9 66.7%	Game:	40.0%
F Throw %	1st Half:	6-7 85.7%	2nd Half:	19-25 76.0%	Game:	78.1%

Score by Periods	1st	2nd	Total
#12/12 Georgia	32	47	79
#8/9 Tennessee	34	55	89

GAME 32: LSU

This time, the rookie came out on top. Freshman Candace Parker made a driving one-hander from the left side of the lane with 17 seconds left, and No. 8 Tennessee held on to beat No. 3 LSU 63-62 in the Southeastern Conference Tournament championship when Seimone Augustus' attempt went long. The Lady Vols (28-4) won their 12th SEC Tournament and second in a row. They beat a top-seeded LSU team in the finals last year too, 67-65. Last month, LSU became the first SEC team to win at Tennessee in nearly 10 years, edging the Lady Vols, 72-69. Augustus scored 32 points in that game. She had 24 Sunday, but it wasn't enough. The Lady Tigers (27-3) led 62-58 with less than a minute remaining, but Zolman's three-pointer with 35.5 seconds to play cut Tennessee's deficit to one. Erica White missed the front end of a 1-and-1 with 33 seconds left, giving the Lady Vols a chance to take the lead. Tennessee chose not to call time out or hold for the last shot. The 6-foot-4 Parker, the SEC Freshman of the Year, had the ball near the top of the key, then drove to the left against the Tigers' best defender - Scholanda Hoston, who is six inches shorter. Sidney Spencer scored 21 points and Parker, the tournament's most valuable player, finished with 20 for the Lady Vols. Zolman added 14. Tennessee and LSU met in the SEC title game for the third time in four years - LSU won in 2003 in North Little Rock. Augustus, also the reigning national player of the year, reached double figures for the 127th time in her career, tying the record set by Missouri State's Jackie Stiles and Duke's Alana Beard. Sylvia Fowles added 16 points, 12 rebounds and seven blocks for LSU. Fowles hurt an ankle in the second half of LSU's 79-52 semifinal win over Kentucky, but she looked fine at the start against Tennessee. She made her first four shots and had 12 points, six rebounds and six blocks in the first half. But Tennessee went on an 11-0 run late in the half and led 36-33 at the break. Spencer made all four of her three-point attempts before the break. Fowles and Augustus combined to score LSU's first 16 points but went scoreless for the last 8:12 before halftime. LSU led 55-48 with 8:23 remaining, but Tennessee called time and went on a 10-0 run capped by Zolman's three-pointer. Tennessee went 10-of-19 from three-point range - Spencer made five and Zolman four. UT held a 40-31 rebounding advantage in the game and a 122-80 advantage for the three-game weekend.

March 5, 2006 • North Little Rock, Ark.
Alltel Arena (8,255)

		VISITORS: Tennessee (28-4)									
#	Player	FG	3FG	FT	RB	F	TP	A	TO	BK	S
01	SPENCER	8-16	5-7	0-0	8	4	21	0	4	1	2
03	PARKER	7-17	1-2	5-6	6	1	20	3	2	1	1
55	ANOSIKE	0-5	0-0	2-2	11	1	2	2	1	1	0
50	FLUKER	3-11	0-0	0-0	3	2	6	0	0	1	0
05	ZOLMAN	4-10	4-7	2-2	4	4	14	8	4	0	2
13	REDDING	0-3	0-3	0-0	2	2	0	1	1	0	0
33	DOSTY	0-0	0-0	0-0	1	0	0	0	0	0	0
44	FULLER	0-1	0-0	0-0	1	0	0	0	0	0	0
TEAM		4									
Totals		22-63	10-19	9-10	40	14	63	14	12	4	5

TOTAL FG%	1st Half:	12-36 33.3%	2nd Half:	10-27 37.0%	Game:	34.9%
3-Pt. FG%	1st Half:	6-10 60.0%	2nd Half:	4-9 44.4%	Game:	52.6%
F Throw %	1st Half:	6-6 100%	2nd Half:	3-4 75.0%	Game:	90.0%

		HOME: LSU (27-3)									
#	Player	FG	3FG	FT	RB	F	TP	A	TO	BK	S
54	THOMAS	0-1	0-0	0-0	3	1	0	1	1	0	1
04	FOWLES	6-11	0-0	4-7	12	2	16	0	3	7	1
05	WHITE	3-6	0-0	1-4	2	2	7	8	4	0	3
32	HOSTON	4-10	3-6	0-0	2	2	11	1	0	0	1
33	AUGUSTUS	9-22	1-3	5-5	7	1	24	2	1	0	1
22	WILLIAMS	2-4	0-0	0-0	3	2	4	0	1	0	1
TEAM		2									
Totals		24-54	4-9	10-16	31	10	62	12	11	7	8

TOTAL FG%	1st Half:	14-28 50.0%	2nd Half:	10-26 38.5%	Game:	44.4%
3-Pt. FG%	1st Half:	3-6 50.0%	2nd Half:	1-3 33.3%	Game:	44.4%
F Throw %	1st Half:	2-4 50.0%	2nd Half:	8-12 66.7%	Game:	62.5%

Score by Periods	1st	2nd	Total
#8/9 Tennessee	36	27	63
#3/3 LSU	33	29	62

GAME 33: ARMY

Candace Parker became the first woman to dunk in an NCAA Tournament game on March 19, jamming one-handed on a breakaway just 6:12 into the second-seeded Lady Vols' 102-54 victory against Army. Then, for good measure, Parker ensured her place in basketball lore by becoming the first to do it twice in a college game with another one-hander on the baseline. She finished with 26 points in 26 minutes, and added five rebounds, a career-high seven assists, four blocks and two steals. Parker beat Army's Margaree King down the center of the floor, elevated and dunked with her right hand, causing fans at the Constant Convocation Center to go wild. The play gave the Lady Vols a 15-14 lead against the 15th-seeded Black Knights. A little over eight minutes later, the Lady Vols (29-4) held a 37-17 lead thanks to a 24-4 run and the only suspense left was whether Parker would try to do it again. She did, with 14:18 left, working a give-and-go with Nicky Anosike from the right corner, and taking a return pass with a clear path down the baseline. This time, it happened so fast that the crowd didn't even have a chance to anticipate the moment. Army's first-year head coach, the late Maggie Dixon, was making some history of her own Sunday. She and her older brother, Pittsburgh men's coach Jamie Dixon, are believed to be the first brother and sister to coach in the Division I tournament in the same year. Big brother didn't fare much better: The fifth-seeded Panthers lost to 13th-seeded Bradley 72-66, also Sunday. But Army's outcome was completely expected. The Blacks Knights (20-11), who were carried off the court by cadets after winning the Patriot League tournament, lost to the Lady Vols 96-44 in 2002, so they knew what they were up against. They gave away several inches at each position on the floor. Enright led the Black Knights with 21 points and Alex McGuire had eight. The Lady Vols, who shot 60 percent and outrebounded Army 40-21, got 15 points each from Tye'sha Fluker and Zolman and saw all 10 players on the team score.

March 19, 2006 • Norfolk, Va.
Ted Constant Center (6,847)

		VISITORS: Army (20-11)									
#	Player	FG	3FG	FT	RB	F	TP	A	TO	BK	S
11	Vrabell	2-2	0-0	0-0	1	4	4	0	0	0	0
20	Stone	1-2	0-0	2-2	6	3	4	0	3	0	4
12	Enright	9-18	2-6	1-3	3	1	21	4	7	0	0
22	McGuire	4-14	0-3	0-0	2	2	8	3	4	0	0
34	Hansen	1-3	1-3	2-2	0	1	5	0	1	1	0
10	Wilson	0-0	0-0	0-0	0	1	0	0	0	0	0
13	Payne	1-2	0-1	0-0	0	2	2	0	0	0	0
15	King	1-2	0-0	0-1	1	1	2	2	3	0	0
21	Evans	1-4	0-0	0-0	3	4	2	1	2	0	1
23	Magnani	1-3	0-0	0-0	3	0	2	0	4	0	0
24	Mallette	0-1	0-1	0-0	0	2	0	0	0	0	1
30	Carelius	0-0	0-0	0-0	0	0	0	0	1	0	0
35	Busch	1-1	0-0	0-0	1	2	0	0	0	0	0
50	Anderson	1-1	0-0	0-0	0	0	2	0	0	0	0
55	Schmidt	0-0	0-0	0-0	0	0	0	0	0	1	0
TEAM		2									
Totals		23-53	3-14	5-8	21	22	54	11	25	2	6

TOTAL FG%	1st Half:	10-23 43.5%	2nd Half:	13-30 43.3%	Game:	43.4%
3-Pt. FG%	1st Half:	2-6 33.3%	2nd Half:	1-8 12.5%	Game:	21.4%
F Throw %	1st Half:	4-5 80.0%	2nd Half:	1-3 33.3%	Game:	62.5%

		HOME: Tennessee (29-4)									
#	Player	FG	3FG	FT	RB	F	TP	A	TO	BK	S
01	SPENCER	2-6	0-4	2-2	5	0	6	4	0	1	2
03	PARKER	11-14	0-0	4-6	5	0	26	7	1	4	2
55	ANOSIKE	4-4	0-0	1-3	2	4	9	4	3	2	2
50	FLUKER	5-7	0-0	5-7	4	2	15	1	2	0	0
05	ZOLMAN	5-9	5-8	0-0	3	1	15	3	2	0	3
13	REDDING	3-7	2-2	0-0	3	2	6	1	1	1	0
14	HORNBuckle	0-2	0-0	3-4	6	0	3	4	2	0	4
21	MOSS	2-5	1-2	0-0	1	0	5	0	1	0	0
33	DOSTY	5-7	0-0	2-2	5	3	12	0	4	0	1
44	FULLER	1-2	0-0	3-4	2	2	5	0	0	0	1
TEAM		4									
Totals		38-63	6-16	20-28	40	14	102	24	16	8	15

TOTAL FG%	1st Half:	17-27 63.0%	2nd Half:	21-36 58.3%	Game:	60.3%
3-Pt. FG%	1st Half:	4-8 50.0%	2nd Half:	2-8 25.0%	Game:	37.5%
F Throw %	1st Half:	12-16 75.0%	2nd Half:	8-12 66.7%	Game:	71.4%

Score by Periods	1st	2nd	Total
Army	26	28	54
#6/6 Tennessee	50	52	102



2005-06 GAME-BY-GAME SUMMARIES

GAME 34: GEORGE WASHINGTON

Pat Summitt stayed perfect in the first two rounds of the NCAA Tournament, and the Lady Vols are hoping they've already cleared the bump in the road to a championship. Shanna Zolman scored 19 points and Candace Parker had 15, and second-seeded Tennessee used a fast start to send eighth-seeded George Washington reeling in a 66-53 victory on March 21. Summitt improved to 38-0 in the first and second rounds in her career and gave Tennessee (30-4) its 16th 30-win season in her 32 years as coach. The Lady Vols have advanced to 25 consecutive regional semifinals. The way she saw it, it also made her hopeful that better times are ahead. The Lady Vols advanced to play Rutgers in the Cleveland Regional, and looked like they might be contenders for a seventh national championship in the process. Zolman and her teammates know they have to respect every opponent. That respect, though, is accompanied by a lingering feeling of having been disrespected by the committee that made Tennessee a No. 2 seed in the tournament. One of those coveted No. 1 seeds went to Ohio State, who failed to make it to the Sweet 16, falling to Boston College tonight 79-69. "We're going to continue to use that as motivation," said Zolman whose three-pointer with 3:52 left in the first half gave her the UT career three-point record. Zolman now has 258 career threes, moving her past former teammate and record holder Kara Lawson (256). George Washington (23-9) trailed by double digits almost the whole way after the Lady Vols' opening 16-2 burst. After 11 minutes, Zolman had 11 points and Parker had 10, both exceeding the Colonials' total, and Tennessee was up 25-8 and cruising. George Washington missed its first nine shots, but used an 11-3 run to begin the second half to get within 43-34 with 13:50 to go. But Zolman and Sidney Spencer hit back-to-back three-pointers, sparking a 13-0 run that put the Colonials back in a hole. Jessica Simmonds led the Colonials with 14 points and Jessica Adair had 13 points and 11 rebounds. The Colonials shot just 30 percent and were outrebounded 53-37. "They were a pretty good No. 2 seed. I'll say that much," McKeown said. Spencer added 12 points and Nicky Anosike had nine and a season-high 12 rebounds.

March 21, 2006 • Norfolk, Va.
Ted Constant Center (6,031)

VISITORS: George Washington (23-9)												
#	Player	FG	3FG	FT	RB	F	TP	A	TO	BK	S	
03	ALLEN	2-4	0-0	0-1	4	3	4	1	0	1	1	
41	SIMMONDS	5-14	0-0	4-5	8	4	14	3	0	3	1	
21	ADAIR	0-1	0-0	0-0	3	4	0	3	0	0	0	
05	BECK	4-12	1-6	2-2	4	2	11	2	3	0	3	
20	COLE	1-8	1-1	0-0	3	3	3	3	1	0	0	
01	ADAIR	3-10	0-0	7-8	11	2	13	0	2	1	0	
32	LAWRENCE	4-13	0-2	0-0	3	2	8	0	1	0	3	
	TEAM			1					1			
Totals	Totals	19-62	2-9	13-16	37	20	53	9	11	3	10	

TOTAL FG%	1st Half: 10-36 27.8%	2nd Half: 9-26 34.6%	Game: 30.6%
3-Pt. FG%	1st Half: 1-4 25.0%	2nd Half: 1-5 20.0%	Game: 22.2%
F Throw %	1st Half: 2-2 100%	2nd Half: 11-14 78.6%	Game: 81.3%

HOME: Tennessee (30-4)												
#	Player	FG	3FG	FT	RB	F	TP	A	TO	BK	S	
01	SPENCER	5-11	2-6	0-0	5	1	12	1	0	0	0	
03	PARKER	5-13	0-1	5-6	6	4	15	1	2	3	1	
55	ANOSIKE	3-6	0-0	3-5	12	3	9	4	3	2	1	
50	FLUKER	0-6	0-0	2-4	9	4	2	0	4	0	0	
05	ZOLMAN	7-17	4-13	1-1	6	2	19	4	2	0	0	
13	REDDING	0-2	0-2	3-5	2	0	3	0	0	0	0	
14	HORNBUCKLE	1-4	0-0	4-6	4	2	6	3	4	0	3	
33	DOSTY	0-0	0-0	0-0	1	1	0	0	1	0	0	
44	FULLER	0-0	0-0	0-0	1	0	0	0	0	0	0	
	TEAM			7					2			
Totals	Totals	21-59	6-22	18-27	53	17	66	13	18	5	5	

TOTAL FG%	1st Half: 13-36 36.1%	2nd Half: 8-23 34.8%	Game: 35.6%
3-Pt. FG%	1st Half: 3-11 27.3%	2nd Half: 3-11 27.3%	Game: 27.3%
F Throw %	1st Half: 11-13 84.6%	2nd Half: 7-14 50.0%	Game: 66.7%

Score by Periods	1st	2nd	Total
George Washington	23	30	53
#6/6 Tennessee	40	26	66

GAME 35: RUTGERS

Tennessee knocked Rutgers out of the NCAA Tournament for the second straight year March 26, winning 76-69 in the semifinals of the Cleveland Regional. Candace Parker scored 29 points with six blocks, and Shanna Zolman hit five three-pointers for a career-high 29 points to lead Tennessee to its 21st regional final appearance. The Scarlet Knights are 0-5 against the Lady Vols in the NCAA Tournament, including a loss last season in the regional final. Parker, who last Sunday became the first woman to dunk in an NCAA Tournament game, showed she can do much more than dunk. She scored 12 straight points during a critical run by the Lady Vols early in the second half. The freshman hit jumpers, blocked shots and at times brought the ball up the floor, looking a little bit like NBA star LeBron James in his own building. "I've only dunked in one game. I don't want that to be my identity," Parker said. "I want to be known for an all-around game." Tennessee improved to 21-4 in the regional semifinals in its 25th straight appearance. The Lady Vols have not missed the regional finals since 2001. Matee Ajavon led Rutgers (27-5) with 24 points and Cappie Pondexter, a Naismith player of the year finalist, scored 22 in her final game. Rutgers' defense, which led the nation by holding teams to 51.1 points per game, disrupted Tennessee early, but the Lady Vols went on a 30-10 run to go up 54-41 with 10:46 remaining. Stringer tried defending Parker with several different players and even tried some zone, but couldn't find an answer. Rutgers twice got within seven but Parker hit two free throws and added a right-handed scoop in the lane with 1:15 left to seal it. Tennessee's point total was the most allowed by Rutgers all season. Alexis Hornbuckle added some big hustle plays for the Lady Vols. Rutgers opened up a 23-14 lead with 7:08 left in the first half behind a 15-1 run led by Ajavon. The Lady Vols' offense went nearly six minutes without a field goal. But Parker and Hornbuckle responded with a 15-4 run to close the half up 29-27. The Scarlet Knights committed 10 first-half turnovers and went more than six minutes without a basket. The Lady Vols were out-rebounded (37-29) for the first time since hosting LSU in Knoxville on Feb. 9, but used a two-point halftime lead (29-27) to their advantage.

March 26, 2006 • Cleveland, Ohio
Quicken Loans Arena (8,428)

VISITORS: Rutgers (27-5)												
#	Player	FG	3FG	FT	RB	F	TP	A	TO	BK	S	
34	CAMPBELL	2-4	0-0	1-1	4	4	5	1	2	0	0	
15	VAUGHN	5-6	0-0	0-0	8	4	10	2	1	2	0	
05	CARSON	2-10	0-0	4-4	4	5	8	5	2	0	2	
22	AJAVON	8-18	3-4	5-6	5	4	24	4	5	0	1	
25	PONDEXTER	7-20	3-8	5-6	7	1	22	2	5	0	3	
20	REED	0-0	0-0	0-0	0	0	0	0	0	0	0	
42	THEODORIS	0-0	0-0	0-0	2	5	0	0	1	1	0	
	TEAM			7					7			
Totals	Totals	24-58	6-12	15-17	37	23	69	14	16	3	6	

TOTAL FG%	1st Half: 8-23 34.8%	2nd Half: 16-35 45.7%	Game: 41.4%
3-Pt. FG%	1st Half: 3-4 75.0%	2nd Half: 3-8 37.5%	Game: 50.0%
F Throw %	1st Half: 8-10 80.0%	2nd Half: 7-7 100%	Game: 88.2%

HOME: Tennessee (31-4)												
#	Player	FG	3FG	FT	RB	F	TP	A	TO	BK	S	
01	SPENCER	0-6	0-3	0-0	6	2	0	7	1	0	3	
03	PARKER	9-22	0-0	11-13	5	2	29	1	4	6	0	
55	ANOSIKE	3-3	0-0	1-3	2	3	7	3	3	0	2	
50	FLUKER	0-3	0-0	1-2	4	3	1	0	1	1	1	
05	ZOLMAN	10-14	5-9	4-4	3	1	29	2	1	0	0	
13	REDDING	0-1	0-0	0-0	1	1	0	0	0	0	0	
14	HORNBUCKLE	3-4	0-0	4-4	5	1	10	3	2	0	1	
33	DOSTY	0-0	0-0	0-0	1	1	0	0	0	0	0	
	TEAM			2					2			
Totals	Totals	25-53	5-12	21-26	29	14	76	16	12	7	7	

TOTAL FG%	1st Half: 12-32 37.5%	2nd Half: 13-21 61.9%	Game: 47.2%
3-Pt. FG%	1st Half: 1-7 14.3%	2nd Half: 4-5 80.0%	Game: 41.7%
F Throw %	1st Half: 4-5 80.0%	2nd Half: 17-21 81.0%	Game: 80.8%

Score by Periods	1st	2nd	Total
#9/9 Rutgers	27	42	69
#6/6 Tennessee	29	47	76

GAME 36: NORTH CAROLINA

Ivory Latta put top-seeded North Carolina in its first Final Four since winning the 1994 national championship with a 75-63 win over Tennessee in the Cleveland Regional on March 28. Latta scored nine of her team's final 11 points, drilling a crucial three-pointer with 3:27 left and picking up the assist on the other basket as North Carolina finally put away the Lady Vols (31-5). With the Tar Heels up 64-58 and the 30-second shot clock winding down, Latta stepped back and drilled her three-pointer from the top of the key. On North Carolina's next trip, Latta drove the lane and threaded a pass to Erlana Larkins for a layup to make it 69-60. After freshman Candace Parker's basket, Latta then made six straight free throws in the final 56.1 seconds and the Tar Heels improved to just 2-12 all-time against Tennessee, which was seeking its 17th trip to the Final Four. The Lady Vols trailed from the outset, fell behind by 16 points in the first half and got within five before running out of gas. "You don't win a basketball game in the first half, but you certainly can lose one," said Summitt, Tennessee's Hall of Fame coach. "We just dug too deep of a hole. We were just trying to get back into the game and they just answered everything. A lot of those plays were huge." Parker led the Lady Vols with 20 points and nine rebounds, despite Carolina's swarming defense. Sidney Spencer added 13 points and Shanna Zolman 11 for Tennessee. Tye'sha Fluker added 11 rebounds in her final collegiate game. The Lady Vols held the rebounding margin by one (37-36) and stuffed ten Tar Heel attempts, including five blocks by Nicky Anosike.

March 28, 2006 • Cleveland, Ohio
Quicken Loans Arena (9,091)

VISITORS: Tennessee (31-5)												
#	Player	FG	3FG	FT	RB	F	TP	A	TO	BK	S	
01	SPENCER	6-13	1-7	0-0	2	5	13	0	0	1	1	
03	PARKER	8-12	0-0	4-6	9	2	20	3	8	2	1	
55	ANOSIKE	1-5	0-0	3-4	6	3	5	3	2	5	3	
50	FLUKER	4-11	0-0	0-0	11	4	8	2	2	1	1	
05	ZOLMAN	4-10	3-5	0-0	1	0	11	3	4	0	1	
13	REDDING	0-0	0-0	0-0	0	0	0	0	0	0	0	
14	HORNBUCKLE	1-6	0-0	4-4	6	0	6	4	6	1	2	
33	DOSTY	0-0	0-0	0-0	0	0	0	0	0	0	0	
44	FULLER	0-1	0-0	0-0	0	0	0	0	0	0	1	
	TEAM			2					2			
Totals	Totals	24-58	4-12	11-14	37	14	63	15	22	10	10	

TOTAL FG%	1st Half: 14-36 38.9%	2nd Half: 10-22 45.5%	Game: 41.4%
3-Pt. FG%	1st Half: 1-7 14.3%	2nd Half: 3-5 60.0%	Game: 33.3%
F Throw %	1st Half: 2-2 100%	2nd Half: 9-12 75.0%	Game: 78.6%

HOME: North Carolina (33-1)												
#	Player	FG	3FG	FT	RB	F	TP	A	TO	BK	S	
02	LARKINS	3-11	0-0	1-2	6	2	7	5	2	1	1	
20	LITTLE	8-14	1-4	0-0	7	3	17	2	0	0	3	
22	ATKINSON	4-8	1-2	1-2	10	2	10	5	1	1	4	
12	LATTA	5-15	3-8	7-8	3	3	20	9	4	0	4	
44	SELL	2-4	1-3	0-0	0	1	5	0	1	0	0	
11	MILLER	1-5	1-2	0-0	1	2	3	0	2	0	0	
15	DEWITT	1-1	0-0	0-0	1	0	2	0	0	0	1	
30	PRINGLE	4-7	0-0	0-0	3	3	8	0	3	3	1	
32	MCCANTS	1-2	1-1	0-0	0	0	3	1	0	0	0	
	TEAM			5					5			
Totals	Totals	29-67	8-20	9-12	36	16	75	22	13	5	14	

TOTAL FG%	1st Half: 18-38 47.4%	2nd Half: 11-29 37.9%	Game: 43.3%
3-Pt. FG%	1st Half: 5-9 55.6%	2nd Half: 3-11 27.3%	Game: 40.0%
F Throw %	1st Half: 2-4 50.0%	2nd Half: 7-8 87.5%	Game: 75.0%

Score by Periods	1st	2nd	Total
#6/6 Tennessee	31	32	63
#1/1 North Carolina	43	32	75



THE LADY VOL CLASS OF 2006

TYE'SHA FLUKER



CAREER ACCOMPLISHMENTS

CAREER HIGHS

Points: 22 vs. Florida (2-26-06)*
Rebounds: 16 vs. Florida (2-26-06)
Assists: 2 vs. North Carolina (3-28-06)*
Steals: 3 vs. Vanderbilt (1-19-06)*
Blocks: 4 vs. Colgate (3-20-04)*
Field Goals: 9 vs. Florida (2-26-06)*
Three-pointers: 1 vs. Duke (11-24-02)*
Free Throws: 9 vs. Georgia (3-4-06)*
Minutes: 41 vs. Florida (2-26-06)
 * indicates most recent high

2005-06:

- Selected by the Charlotte Sting as the 10th overall pick in the WNBA draft, becoming the 11th Lady Vol to be drafted in the first round
- Finished her Lady Vol career ranked seventh in games played and 12th in the UT record books for career blocks
- On senior day, she matched her career-high point performance against Florida (22) while snagging a team season-high 16 rebounds
- Named to the *ESPN The Magazine* Academic All-District IV Third Team on Feb. 9
- Named the Philips Player of the Game after carrying the Lady Vols to a victory in the SEC opener against South Carolina with a career-high tying 18 points and three steals
- Named the Philips Player of the Game after connecting on 5-of-8 attempts from the field en route to 13 points in the Lady Vol victory over Gonzaga
- Named to the Academic All-SEC team
- Earned a spot on the Lady Vol Academic Honor Roll

2004-05:

- Tied for third on the team in rebounding (5.4 rpg)
- Named ESPN2's Player of the Game after an 18-point, 10-rebound performance in Coach Summitt's 880th career victory game
- Selected to the SEC Good Works Team on Jan. 17 for her various volunteer work in the community
- Selected to the Dean's List after recording a perfect 4.0 GPA in retail and consumer science during the fall
- Earned a spot on the Lady Vol Honor Roll

- Named to the Academic All-SEC team

2003-04:

- Played in all 35 games as a sophomore
- One of the Lady Vols' most accurate shooters, she canned 48 percent of her field goal attempts to rank second on the squad
- Earned a spot on the Lady Vol Academic Honor Roll
- Named to the Academic All-SEC team

2002-03:

- Saw action in 36 contests
- Ranked third on the team in blocked shots with 16 for the season
- Handled future 2003 WNBA Rookie of the Year Cheryl Ford in the contest at Louisiana Tech
- Had her best all-around game against Ole Miss, establishing a career high for blocked shots with four, while tossing in 10 points, nabbing three rebounds and snagging two steals

CAREER TOTALS FOR FLUKER

Year	GP	GS	Min	FG	FGA	Pct	3FG	FGA	Pct	FT	FTA	Pct	Off	Def	Tot	Avg	PF	FO	A	TO	Blk	Stl	Pts	Avg
2002-03	36	0	359	46	115	.400	2	9	.222	16	28	.571	30	61	91	2.5	64	1	12	32	16	12	110	3.1
2003-04	35	0	452	77	159	.484	0	0	.000	34	54	.630	43	66	109	3.1	67	0	12	38	24	6	188	5.4
2004-05	33	22	628	101	219	.461	0	1	.000	41	64	.641	93	85	178	5.4	78	2	17	37	28	27	243	7.4
2005-06	36	18	779	133	250	.532	0	1	.000	68	104	.654	83	94	177	4.9	81	2	22	50	20	17	334	9.3
Totals	140	40	2218	357	743	.480	2	11	.182	159	250	.636	249	306	555	4.0	290	5	63	157	88	62	875	6.3

SHANNA ZOLMAN



CAREER ACCOMPLISHMENTS

CAREER HIGHS

Points: 29 vs. Rutgers (3-26-06)
Rebounds: 9 vs. Connecticut (4-6-04)
Assists: 10 vs. Florida (2-26-06)
Steals: 3 vs. Army (3-19-06)*
Blocks: 2 vs. Miss. State (1-26-03)
Field Goals: 10 vs. Rutgers (3-26-06)*
Three-pointers: 7 vs. Alabama (2-19-06)
Free Throws: 10 vs. Connecticut (1-7-06)
Minutes: 45 vs. Florida (2-26-06)
 * indicates most recent high

2005-06:

- Selected by the San Antonio Silver Stars as the second pick of the second round, the 16th pick overall in the WNBA draft
- Finished her career at Rocky Top with 78 double-digit scoring performances, ranked first in Single-Game Three-Pointers Made (7 vs. Alabama, 2/19/06), first in Single Season Free Throw Percentage (.957 in 2003-04), first in Career Free Throw Percentage (.916), first in Single Season Three-Point Field Goals Made (103 in 2005-06), first in Career Three-Point Field Goals Made (266), first in Career Three-Point Field Goal Percentage (.425), second in Career Games Played (144) and ninth on the all-time scoring list with 1,706 career points
- She holds the NCAA single season (.957 in 2003-04) and career (.916) free throw standards
- Named to the All-Region team at the 2006 NCAA Cleveland Regional
- Scored a career-high 29 points against Rutgers
- An All-SEC First Team Selection in 2006, making her the ninth Lady Vol to earn a spot on the conference teams at least three times in her career
- Named an *ESPN the Magazine* First Team Academic All-American
- Named the SEC Player of the Week (Feb. 20) after leading her team to two conference road wins the week before
- Broke the Lady Vol record for three-pointers in a game when she hit seven against Alabama
- Named the Philips Player of the Game eight times (Alabama, Vanderbilt, Arkansas, Old Dominion, Louisiana Tech, Texas, Chattanooga, Dalhousie)
- Named to the SEC Good Works Team (Dec. 5)
- Named Lady Vol Athlete of the Week after her efforts against the Longhorns and the Cardinal
- Earned SEC Player of the Week (Dec. 5) after back-to-back outstanding games against Texas and Stanford
- Named to the Paradise Jam All-Tournament Team
- Earned SEC All-Academic for the third season
- Named to the Lady Vol Honor Roll

2004-05:

- Chosen to the SEC All-Tournament Team after averaging 12.0 ppg
- Named to the All-SEC Second Team
- Ranked second on the team in scoring (12.5 ppg)

- Averaged a team-high-tying 15.1 ppg in SEC play
- Etched her name in the UT record book by connecting on 45 consecutive free throw attempts, equalling the mark set by Tiffany Woosley
- Scored in double figures 25 times
- Selected as the Lady Vol Athlete of the Week on Dec. 28 and Feb. 9
- Member of the Dean's List after recording a 3.50 GPA in broadcasting during the fall
- Named to the Lady Vol Honor Roll
- Earned Academic All-SEC Honors
- Selected to the *ESPN The Magazine* Academic All-District IV First Team by the College Sports Information Directors of America (CoSIDA)

2003-04:

- UT's second-leading scorer
- Played in all 35 games and earned 30 starts
- Logged 1055 minutes and tied Shyra Ely for top honors, averaging 30.1 minutes per contest
- Led the nation while crushing the UT record for best free throw percentage in a single season, canning 88-92 attempts for a phenomenal .957 average
- Had a dozen games with more than three assists, including five against South Carolina and Vanderbilt
- Tossed in double-figure points in 23 games and registered a pair of then-career-high 23-point games at Kentucky and against Florida
- Was named to the 2004 All-Final Four team after tossing in a team high 19 points and recording a career-high nine rebounds versus Connecticut in the NCAA title game
- Selected to the All-SEC Second Team by the league coaches
- Named to both the All-SEC Academic Honor Roll and the UT Dean's List with a 3.88 GPA
- Selected to the *ESPN The Magazine* Academic All-District IV Third Team

2002-03:

- The only unanimous choice for the All-SEC Freshman team
- Played in all 38 games and logged 18 minutes per contest
- Turned in 13 games of double-figure scoring
- Chosen by the *Women's Basketball News Service* to their 2003 All-Freshman (second team)

CAREER TOTALS FOR ZOLMAN

Year	GP	GS	Min	FG	FGA	Pct	3FG	FGA	Pct	FT	FTA	Pct	Off	Def	Tot	Avg	PF	FO	A	TO	Blk	Stl	Pts	Avg
2002-03	38	0	693	95	227	.419	37	96	.385	58	65	.892	27	51	78	2.1	40	0	64	63	3	32	285	7.5
2003-04	35	30	1055	142	325	.437	58	136	.426	88	92	.957	11	88	99	2.8	68	0	71	82	3	35	430	12.3
2004-05	35	24	968	147	333	.441	68	156	.436	75	87	.862	5	76	81	2.3	47	0	63	56	2	35	437	12.5
2005-06	36	35	1203	183	423	.433	103	238	.433	85	90	.944	9	95	104	2.9	47	0	114	80	2	28	554	15.4
Totals	144	89	3919	567	1308	.433	266	626	.425	306	334	.916	52	310	362	2.5	202	0	312	281	10	130	1706	11.8





THE NCAA



IN THIS SECTION

NCAA Tradition, Line Scores, Results, NCAA Tournament History **90-95**

2006-07 Lady Vols NCAA Stats and 2006 NCAA Bracket **96-97**

NCAA UT & Opponent Records **98**

Lady Vols NCAA Champion Honor Roll **99**

UT's Six NCAA Titles **100-102**



UT'S NCAA AND AIAW FINAL FOUR HISTORY

NET RESULTS: SIX NCAA TITLES



1987 IN AUSTIN



1989 IN TACOMA



1991 IN NEW ORLEANS

THE LADY VOL'S' FINAL FOUR STORY 20 APPEARANCES FOR SUMMITT'S TEAMS

2005		
Indianapolis, Indiana • RCA Dome		
April 3	Michigan State	64-68
NCAA Third Place		

2004		
New Orleans, Louisiana • New Orleans Arena		
April 4	LSU	52-50
April 6	Connecticut	61-70
NCAA Runner-Up		

2003		
Atlanta, Georgia • Georgia Dome		
April 6	Duke	66-56
April 8	Connecticut	68-73
NCAA Runner-Up		

2002		
San Antonio, Texas • Alamodome		
March 29	Connecticut	56-79
NCAA Third Place		

2000		
Philadelphia, Pennsylvania • First Union Center		
March 31	Rutgers	64-54
April 2	Connecticut	52-71
NCAA Runner-Up		

1998		
Kansas City, Missouri • Kemper Arena		
March 27	Arkansas	86-58
March 29	Louisiana Tech	93-75
NCAA National Champions		

1997		
Cincinnati, Ohio • Riverfront Coliseum		
March 29	Notre Dame	80-66
March 30	Old Dominion	68-59
NCAA National Champions		

1996		
Charlotte, North Carolina • Charlotte Coliseum		
March 29	Connecticut	88-83 OT
March 31	Georgia	83-65
NCAA National Champions		

1995		
Minneapolis, Minnesota • Target Center		
April 1	Georgia	73-51
April 2	Connecticut	64-70
NCAA Runner-Up		

1991		
New Orleans, Louisiana • Lakefront Arena		
March 30	Stanford	68-60
March 31	Virginia	70-67 OT
NCAA National Champions		

1989		
Tacoma, Washington • Tacoma Dome		
March 31	Maryland	77-65
April 2	Auburn	76-60
NCAA National Champions		

1988		
Tacoma, Washington • Tacoma Dome		
April 1	Louisiana Tech	59-68
NCAA Third Place		

1987		
Austin, Texas • Frank Erwin Center		
March 27	Long Beach State	74-64
March 29	Louisiana Tech	67-44
NCAA National Champions		

1986		
Lexington, Kentucky • Rupp Arena		
March 28	Southern California	59-83
NCAA Third Place		

1984		
Los Angeles, California • Pauley Pavilion		
March 30	Cheyney	82-73
April 1	Southern California	61-72
NCAA Runner-Up		


1982		
Norfolk, Virginia • The Scope		
March 26	Louisiana Tech	46-69
NCAA Third Place		

1981		
Eugene, Oregon • McArthur Court		
March 27	Old Dominion	68-65
March 29	Louisiana Tech	59-79
AIAW Runner-Up		

1980		
Mount Pleasant, Michigan • Rose Arena		
March 21	South Carolina	75-72
March 23	Old Dominion	53-68
AIAW Runner-Up		

1979		
Greensboro, North Carolina • Greensboro Coliseum		
March 23	Louisiana Tech	84-102
March 25	UCLA	104-86
AIAW Third Place		

1977		
Minneapolis, Minnesota • Williams Arena		
March 23	Michigan State	76-62
March 24	Kansas State	81-69
March 25	Delta State	58-62
March 26	Immaculata	91-71
AIAW Third Place		



1996 IN CHARLOTTE



1997 IN CINCINNATI



1998 IN KANSAS CITY



Coach Pat Summitt has logged a lot of minutes in front of NCAA microphones. She has led her team into a record 111 NCAA Tournament games since 1982.

A DATE WITH THE FINAL FOUR - WE MARK OUR CALENDARS

ALL-TIME WOMEN'S FINAL FOUR BASKETBALL RESULTS

YEAR	AIAW FINAL FOUR TEAMS	CHAMPION	SCORE	RUNNER-UP	SITE
1972	Immaculata, West Chester, Indiana, Western Carolina	Immaculata	52-48	West Chester	West Chester, Pa.
1973	Immaculata, Queens, Southern Connecticut, Indiana	Immaculata	59-52	Queens	Flushing, N.Y.
1974	Immaculata, Mississippi College, Southern Connecticut, William Penn	Immaculata	68-53	Mississippi College	Manhattan, Kan.
1975	Delta State, Immaculata, Cal State-Fullerton, Southern Connecticut	Delta State	90-81	Immaculata	Harrisonburg, Va.
1976	Delta State, Immaculata, Wayland Baptist, William Penn	Delta State	69-64	Immaculata	University Park, Pa.
1977	Delta State, Louisiana St., TENNESSEE , Immaculata	Delta State	68-55	Louisiana State	Minneapolis, Minn.
1978	UCLA, Maryland, Montclair State, Wayland Baptist	UCLA	90-74	Maryland	Los Angeles, Calif.
1979	Old Dominion, Louisiana Tech, TENNESSEE , UCLA	Old Dominion	75-65	Louisiana Tech	Greensboro, N.C.
1980	Old Dominion, TENNESSEE , South Carolina, Southern California	Old Dominion	68-53	TENNESSEE	Mt. Pleasant, Mich.
1981	Louisiana Tech, TENNESSEE , Old Dominion, Southern California	Louisiana Tech	79-59	TENNESSEE	Eugene, Ore.
1982	Rutgers, Texas, Villanova, Wayland Baptist	Rutgers	83-77	Texas	Philadelphia, Pa.
YEAR	NCAA FINAL FOUR TEAMS	CHAMPION	SCORE	RUNNER-UP	SITE
1982	Louisiana Tech, Cheyney, TENNESSEE , Maryland	Louisiana Tech	76-62	Cheyney	Norfolk, Va.
1983	Southern California, Louisiana Tech, Georgia, Old Dominion	Southern California	69-67	Louisiana Tech	Norfolk, Va.
1984	Southern California, TENNESSEE , Cheyney, Louisiana Tech	Southern California	72-61	TENNESSEE	Los Angeles, Calif.
1985	Old Dominion, Georgia, Western Kentucky, Northeast Louisiana	Old Dominion	70-65	Georgia	Austin, Texas
1986	Texas, Southern California, TENNESSEE , Western Kentucky	Texas	97-81	Southern California	Lexington, Ky.
1987	TENNESSEE , Louisiana Tech, Long Beach State, Texas	TENNESSEE	67-44	Louisiana Tech	Austin, Texas
1988	Louisiana Tech, Auburn, TENNESSEE , Long Beach State	Louisiana Tech	56-54	Auburn	Tacoma, Wash.
1989	TENNESSEE , Auburn, Maryland, Louisiana Tech	TENNESSEE	76-60	Auburn	Tacoma, Wash.
1990	Stanford, Auburn, Virginia, Louisiana Tech	Stanford	88-81	Auburn	Knoxville, Tenn.
1991	TENNESSEE , Virginia, Stanford, Connecticut	TENNESSEE	*70-67	Virginia	New Orleans, La.
1992	Stanford, Western Kentucky, Southwest Missouri, Virginia	Stanford	78-62	Western Kentucky	Los Angeles, Calif.
1993	Texas Tech, Ohio State, Iowa, Vanderbilt	Texas Tech	84-82	Ohio State	Atlanta, Ga.
1994	North Carolina, Louisiana Tech, Alabama, Purdue	North Carolina	60-59	Louisiana Tech	Richmond, Va.
1995	Connecticut, TENNESSEE , Georgia, Stanford	Connecticut	70-64	TENNESSEE	Minneapolis, Minn.
1996	TENNESSEE , Georgia, Connecticut, Stanford	TENNESSEE	83-65	Georgia	Charlotte, N.C.
1997	TENNESSEE , Old Dominion, Notre Dame, Stanford	TENNESSEE	68-59	Old Dominion	Cincinnati, Ohio
1998	TENNESSEE , Louisiana Tech, Arkansas, North Carolina State	TENNESSEE	93-75	Louisiana Tech	Kansas City, Mo.
1999	Purdue, Duke, Georgia, Louisiana Tech	Purdue	62-45	Duke	San Jose, Calif.
2000	Connecticut, TENNESSEE , Penn State, Rutgers	Connecticut	72-51	TENNESSEE	Philadelphia, Pa.
2001	Notre Dame, Purdue, Connecticut, Southwest Missouri State	Notre Dame	68-66	Purdue	St. Louis, Mo.
2002	Connecticut, Oklahoma, Duke, TENNESSEE	Connecticut	82-70	Oklahoma	San Antonio, Texas
2003	Connecticut, TENNESSEE , Duke, Texas	Connecticut	73-68	TENNESSEE	Atlanta, Ga.
2004	Connecticut, TENNESSEE , LSU, Minnesota	Connecticut	70-61	TENNESSEE	New Orleans, La.
2005	Baylor, Michigan State, LSU, TENNESSEE	Baylor	84-62	Michigan State	Indianapolis, Ind.
2006	Maryland, Duke, LSU, North Carolina	Maryland	*78-75	Duke	Boston, Mass.

*denotes overtime game

TOP FIVE TEAMS IN THE NCAA TOURNAMENT BY TOTAL GAMES PLAYED

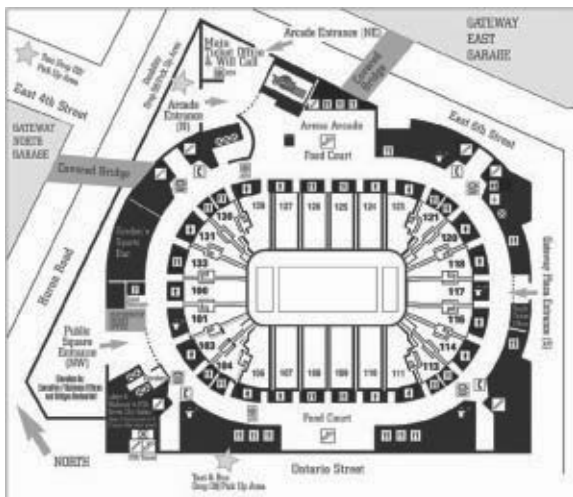
RANK	SCHOOL	GAMES	W-L	YEARS	1st	2nd	3rd
1	TENNESSEE	111	92-19	25	6	5	5
2	Louisiana Tech	88	65-23	25	2	4	4
3	Connecticut	71	58-13	18	5	0	3
4	Georgia	68	45-23	23	0	2	3
5	Stanford	64	46-18	20	2	0	4

TOP FIVE COACHES BY APPEARANCE IN NCAA SEMIFINALS AND FINALS

RANK	COACH	SCHOOL	W-L	AT FINAL FOUR
1	PAT HEAD SUMMITT	TENNESSEE	17-10	Six titles, 1987, 1989, 1991, 1996, 1997, 1998
2	Leon Barmore	Louisiana Tech	6-8	One title, 1988
3	Geno Auriemma	Connecticut	10-2	Five titles, 1995, 2000, 2002, 2003, 2004
4	Tara VanDerveer	Stanford	4-3	Two titles, 1990, 1992
5	Andy Landers	Georgia	2-5	No titles

- DESTINATION 2007: CLEVELAND, OHIO -

QUICKEN LOANS ARENA



ALL-TIME TENNESSEE NCAA TOURNAMENT LINESCORES

NCAA TOURNAMENT LINE SCORES - TENNESSEE VS. OPPONENTS (1982 - 2006)

2006 - 4 games	FG-FGA	PCT	3FG-3FGA	PCT	FT-FTA	PCT	REB-AVG	PF	PTS-AVG	AS	TO	BK	ST
UT	108-233	.464	21-62	.339	70-95	.737	159-39.8	59	307-76.8	68	68	30	27
OPP	95-240	.396	19-55	.345	42-53	.792	131-32.8	81	251-62.8	56	65	13	36
2005 - 5 games	FG-FGA	PCT	3FG-3FGA	PCT	FT-FTA	PCT	REB-AVG	PF	PTS-AVG	AS	TO	BK	ST
UT	131-310	.423	24-60	.400	81-116	.698	226-45.2	84	367-73.4	63	81	27	56
OPP	98-286	.343	19-77	.247	58-80	.725	173-34.6	97	273-54.6	44	97	15	55
2004 - 6 games	FG-FGA	PCT	3FG-3FGA	PCT	FT-FTA	PCT	REB-AVG	PF	PTS-AVG	AS	TO	BK	ST
UT	154-365	.422	23-73	.315	71-100	.710	255-42.5	90	402-67.0	77	81	24	37
OPP	134-357	.375	27-84	.321	67-94	.713	206-34.3	91	362-60.3	63	74	21	50
2003 - 6 games	FG-FGA	PCT	3FG-3FGA	PCT	FT-FTA	PCT	REB-AVG	PF	PTS-AVG	AS	TO	BK	ST
UT	171-361	.474	32-86	.372	95-128	.742	267-44.5	73	469-78.2	86	77	25	50
OPP	126-355	.355	36-109	.330	42-53	.792	173-28.8	107	330-55.0	61	85	16	33
2002 - 5 games	FG-FGA	PCT	3FG-3FGA	PCT	FT-FTA	PCT	REB-AVG	PF	PTS-AVG	AS	TO	BK	ST
UT	134-332	.404	19-58	.328	91-115	.791	219-43.8	91	378-75.6	69	62	22	47
OPP	114-288	.396	28-91	.308	61-89	.685	180-36.0	91	317-63.4	64	83	31	28
2001 - 3 games	FG-FGA	PCT	3FG-3FGA	PCT	FT-FTA	PCT	REB-AVG	PF	PTS-AVG	AS	TO	BK	ST
UT	84-200	.420	16-46	.348	53-67	.791	146-48.7	53	237-79.0	47	45	13	22
OPP	72-184	.391	17-64	.266	32-47	.681	95-31.7	51	193-64.3	35	41	9	26
2000 - 6 games	FG-FGA	PCT	3FG-3FGA	PCT	FT-FTA	PCT	REB-AVG	PF	PTS-AVG	AS	TO	BK	ST
UT	141-342	.412	24-64	.375	109-154	.708	251-41.8	93	415-69.2	74	99	28	61
OPP	129-344	.375	18-75	.240	47-79	.595	204-34.0	133	323-53.8	76	121	20	47
1999 - 4 games	FG-FGA	PCT	3FG-3FGA	PCT	FT-FTA	PCT	REB-AVG	PF	PTS-AVG	AS	TO	BK	ST
UT	134-284	.472	12-38	.316	53-85	.624	166-41.5	61	333-83.3	51	49	15	51
OPP	87-210	.414	15-40	.375	48-65	.738	132-33.0	85	237-59.3	48	93	14	17
1998 - 6 games	FG-FGA	PCT	3FG-3FGA	PCT	FT-FTA	PCT	REB-AVG	PF	PTS-AVG	AS	TO	BK	ST
UT	196-427	.459	14-47	.298	125-175	.714	284-47.3	90	531-88.5	93	94	39	67
OPP	145-392	.370	27-81	.333	66-95	.695	234-39.0	136	383-63.8	64	144	17	51
1997 - 6 games	FG-FGA	PCT	3FG-3FGA	PCT	FT-FTA	PCT	REB-AVG	PF	PTS-AVG	AS	TO	BK	ST
UT	179-352	.509	23-50	.460	100-144	.694	232-38.7	91	481-80.2	76	111	16	65
OPP	155-369	.420	26-92	.283	50-76	.658	194-32.3	114	386-64.3	80	124	11	63
1996 - 6 games	FG-FGA	PCT	3FG-3FGA	PCT	FT-FTA	PCT	REB-AVG	PF	PTS-AVG	AS	TO	BK	ST
UT	198-418	.474	16-40	.400	97-144	.674	281-46.8	85	509-84.8	101	76	14	63
OPP	150-381	.394	30-105	.286	56-81	.691	216-36.0	112	386-64.3	76	103	23	37
1995 - 6 games	FG-FGA	PCT	3FG-3FGA	PCT	FT-FTA	PCT	REB-AVG	PF	PTS-AVG	AS	TO	BK	ST
UT	179-384	.466	15-45	.333	97-127	.764	280-46.7	86	470-78.3	115	90	16	53
OPP	139-371	.375	19-69	.275	51-81	.630	200-33.3	113	348-58.0	62	98	20	47
1994 - 3 games	FG-FGA	PCT	3FG-3FGA	PCT	FT-FTA	PCT	REB-AVG	PF	PTS-AVG	AS	TO	BK	ST
UT	87-182	.478	10-29	.344	73-103	.708	137-45.6	49	257-85.6	47	44	7	39
OPP	72-165	.436	7-20	.350	23-43	.534	83-27.6	74	174-58.0	31	56	3	17
1993 - 3 games	FG-FGA	PCT	3FG-3FGA	PCT	FT-FTA	PCT	REB-AVG	PF	PTS-AVG	AS	TO	BK	ST
UT	83-204	.407	11-32	.348	42-67	.627	130-43.3	56	219-73.0	38	37	8	37
OPP	72-157	.459	7-13	.538	41-56	.732	105-35.0	59	192-64.0	33	54	11	13
1992 - 2 games	FG-FGA	PCT	3FG-3FGA	PCT	FT-FTA	PCT	REB-AVG	PF	PTS-AVG	AS	TO	BK	ST
UT	60-134	.448	10-31	.323	37-55	.673	87-43.5	47	167-83.5	27	33	0	22
OPP	47-105	.448	5-11	.454	32-52	.615	70-35.0	48	131-65.5	19	46	8	15
1991 - 5 games	FG-FGA	PCT	3FG-3FGA	PCT	FT-FTA	PCT	REB-AVG	PF	PTS-AVG	AS	TO	BK	ST
UT	117-287	.408	12-35	.343	84-135	.622	224-44.8	100	330-66	57	90	17	39
OPP	114-286	.399	14-40	.350	58-89	.652	175-35.0	112	300-60	47	84	21	36
1990 - 3 games	FG-FGA	PCT	3FG-3FGA	PCT	FT-FTA	PCT	REB-AVG	PF	PTS-AVG	AS	TO	BK	ST
UT	91-199	.457	1-10	.100	59-96	.615	137-45.7	57	242-80.7	39	51	5	35
OPP	76-170	.447	11-29	.379	46-67	.687	109-36.3	72	209-69.7	32	68	12	22
1989 - 5 games	FG-FGA	PCT	3FG-3FGA	PCT	FT-FTA	PCT	REB-AVG	PF	PTS-AVG	AS	TO	BK	ST
UT	156-322	.484	0-2	.000	106-141	.752	221-44.2	64	418-83.6	78	83	16	53
OPP	132-317	.416	10-40	.250	39-55	.709	156-31.2	116	313-62.6	53	104	8	36
1988 - 4 games	FG-FGA	PCT	3FG-3FGA	PCT	FT-FTA	PCT	REB-AVG	PF	PTS-AVG	AS	TO	BK	ST
UT	122-241	.506	2-10	.200	63-79	.797	160-40.0	72	309-77.3	55	71	15	32
OPP	110-263	.418	4-20	.200	38-59	.644	142-35.5	72	262-65.5	48	78	6	38
1987 - 5 games	FG-FGA	PCT	3FG-3FGA	PCT	FT-FTA	PCT	REB-AVG	PF	PTS-AVG	AS	TO	BK	ST
UT	146-305	.479			89-125	.712	229-45.8	104	379-75.8	90	83	13	42
OPP	112-300	.373			62-112	.554	176-35.2	111	286-57.2	48	92	20	32
1986 - 4 games	FG-FGA	PCT	3FG-3FGA	PCT	FT-FTA	PCT	REB-AVG	PF	PTS-AVG	AS	TO	BK	ST
UT	121-274	.442			42-78	.538	170-42.5	80	284-71.0	69	59	6	23
OPP	118-254	.465			62-85	.729	156-39.0	77	298-74.5	49	63	18	27
1985 - 2 games	FG-FGA	PCT	3FG-3FGA	PCT	FT-FTA	PCT	REB-AVG	PF	PTS-AVG	AS	TO	BK	ST
UT	47-115	.409			31-42	.738	86-43.0	48	125-62.5	18	39	7	12
OPP	45-103	.437			38-55	.509	70-35.0	36	118-59.0	20	43	6	21
1984 - 5 games	FG-FGA	PCT	3FG-3FGA	PCT	FT-FTA	PCT	REB-AVG	PF	PTS-AVG	AS	TO	BK	ST
UT	138-299	.462			75-106	.708	220-44.0	91	351-70.2	73	85	5	38
OPP	126-316	.399			64-86	.744	167-33.4	97	316-63.2	35	79	20	31
1983 - 3 games	FG-FGA	PCT	3FG-3FGA	PCT	FT-FTA	PCT	REB-AVG	PF	PTS-AVG	AS	TO	BK	ST
UT	91-188	.484			57-83	.687	153-51.0	75	239-79.7	41	62	7	27
OPP	79-203	.389			43-70	.614	101-33.7	74	201-67.0	24	60	8	28
1982 - 4 games	FG-FGA	PCT	3FG-3FGA	PCT	FT-FTA	PCT	REB-AVG	PF	PTS-AVG	AS	TO	BK	ST
UT	105-220	.477			77-99	.778	147-36.8	81	287-71.8	53	82	10	40
OPP	109-253	.431			60-89	.674	157-39.3	88	278-69.5	30	81	15	38
Total (1982 - 2006) - 111 games													
UT	FG-FGA	PCT	3FG-3FGA	PCT	FT-FTA	PCT	REB-AVG	PF	PTS-AVG	AS	TO	BK	ST
OPP	3173-6978	.455	285-818	.348	1877-2659	.706	4867-43.8	1880	8506-76.6	1605	1752	385	1047
UT	2656-6669	.398	339-1115	.304	1226-1811	.677	3805-34.3	2247	6867-61.9	1198	2036	366	844



TENNESSEE'S NCAA AND AIAW HISTORY

YEAR	RESULTS	UT	OPP
■ 1977 – AIAW Third in the Nation			
<i>AIAW Region II Championships, Memphis, Tenn.</i>			
Mar. 10	Clemson	84	46
Mar. 11	Old Dominion	61	60
Mar. 12	Tennessee Tech	72	59
<i>AIAW Championships, Minneapolis, Minn.</i>			
Mar. 23	Michigan State	76	62
Mar. 24	Kansas State	81	69
Mar. 25	Delta State	58	62
Mar. 26	Immaculata	91	71
■ 1978			
<i>AIAW Region II Championships, Chapel Hill, N.C.</i>			
Mar. 9	North Carolina	92	66
Mar. 10	Kentucky	76	60
Mar. 11	North Carolina State	64	62
<i>AIAW South Satellite Tournament, Cleveland, Miss.</i>			
Mar. 17	Maryland	69	75
Mar. 18	Valdosta State	80	83
■ 1979 – AIAW Third in the Nation			
<i>AIAW Region II Championships, Knoxville, Tenn.</i>			
Mar. 8	Clemson	89	61
Mar. 9	South Carolina	76	64
Mar. 10	Old Dominion	72	74
<i>AIAW East Satellite Tournament, Bronx, N.Y.</i>			
Mar. 16	Rutgers	79	69
Mar. 17	Fordham	76	54
<i>AIAW Championships, Greensboro, N.C.</i>			
Mar. 23	Louisiana Tech	84	102
Mar. 25	UCLA	104	86
■ 1980 – AIAW Runner-Up			
<i>AIAW Region II Championships, Knoxville, Tenn., and Columbia, S.C.</i>			
Mar. 5	Clemson	95	79
Mar. 7	South Carolina	67	54
Mar. 8	Old Dominion	67	68
<i>AIAW South Satellite Tournament, Knoxville, Tenn.</i>			
Mar. 15	Kansas State	84	64
Mar. 18	Maryland	93	76
<i>AIAW Championships, Mount Pleasant, Mich.</i>			
Mar. 21	South Carolina	75	72
Mar. 23	Old Dominion	53	68
■ 1981 – AIAW Runner-Up			
<i>AIAW Region II Championships, Knoxville, Tenn., and Norfolk, Va.</i>			
Mar. 10	Virginia	81	54
Mar. 13	Kentucky	58	49
Mar. 14	Old Dominion	65	64
<i>AIAW National Playoffs, Knoxville, Tenn.</i>			
Mar. 21	Illinois State	78	63
Mar. 24	Maryland	79	67
<i>AIAW Championships, Eugene, Ore.</i>			
Mar. 27	Old Dominion	68	65
Mar. 29	Louisiana Tech	59	79
■ 1982 – NCAA Third in the Nation			
<i>NCAA First Round, Knoxville, Tenn.</i>			
Mar. 13	Jackson State	72	56
<i>NCAA Midwest Regional Championships, Knoxville, Tenn.</i>			
Mar. 19	Memphis State	78	63
Mar. 21	Southern California (OT)	91	90
<i>NCAA Final Four, Norfolk, Va.</i>			
Mar. 26	Louisiana Tech	46	69
■ 1983			
<i>NCAA First Round, Knoxville, Tenn.</i>			
Mar. 19	South Carolina State	86	51
<i>NCAA Midwest Regional Championships, South Bend, Ind.</i>			
Mar. 25	Mississippi (3 OT)	90	83
Mar. 27	Georgia	63	67
■ 1984 – NCAA Runner-Up			
<i>NCAA First Round, Knoxville, Tenn.</i>			
Mar. 17	Middle Tennessee State	70	52
<i>NCAA Midwest Regional Championships, Knoxville, Tenn.</i>			
Mar. 23	Alabama	65	58
Mar. 25	Georgia	73	61
<i>NCAA Final Four, Los Angeles, Calif.</i>			
Mar. 30	Cheyney	82	73
Apr. 1	Southern California	61	72
■ 1985			
<i>NCAA First Round, Knoxville, Tenn.</i>			
Mar. 16	Virginia	65	55
<i>NCAA Midwest Regional Championships, Bowling Green, Ky.</i>			
Mar. 22	Mississippi	60	63
■ 1986 – NCAA Third in the Nation			
<i>NCAA First Round, Knoxville, Tenn.</i>			
Mar. 16	Iowa	73	68
<i>NCAA Midwest Regional Championships, Iowa City, Iowa</i>			
Mar. 20	Georgia	85	82
Mar. 22	Louisiana State	67	65
<i>NCAA Final Four, Lexington, Ky.</i>			
Mar. 28	Southern California	59	83

YEAR	RESULTS	UT	OPP
■ 1987 – NCAA Champion			
<i>NCAA First Round, Knoxville, Tenn.</i>			
Mar. 15	Tennessee Tech	95	59
<i>NCAA Midwest Regional Championships, Knoxville, Tenn.</i>			
Mar. 19	Virginia	66	58
Mar. 21	Auburn	77	61
<i>NCAA Final Four, Austin, Texas</i>			
Mar. 27	Long Beach State	74	64
Mar. 29	Louisiana Tech	67	44
■ 1988 – NCAA Third in the Nation			
<i>NCAA Second Round, Knoxville, Tenn.</i>			
Mar. 18	Wake Forest	94	66
<i>NCAA East Regional Championships, Norfolk, Va.</i>			
Mar. 24	James Madison	72	52
Mar. 26	Virginia	84	76
<i>NCAA Final Four, Tacoma, Wash.</i>			
Apr. 1	Louisiana Tech	59	68
■ 1989 – NCAA Champion			
<i>NCAA Second Round, Knoxville, Tenn.</i>			
Mar. 18	LaSalle	91	61
<i>NCAA East Regional Championships, Bowling Green, Ky.</i>			
Mar. 23	Virginia	80	47
Mar. 25	Long Beach State	94	80
<i>NCAA Final Four, Tacoma, Wash.</i>			
Mar. 31	Maryland	77	65
Apr. 2	Auburn	76	60
■ 1990			
<i>NCAA Second Round, Knoxville, Tenn.</i>			
Mar. 17	Old Dominion	87	68
<i>NCAA East Regional Championships, Norfolk, Va.</i>			
Mar. 22	Clemson	80	62
Mar. 24	Virginia (OT)	75	79
■ 1991 – NCAA Champion			
<i>NCAA Second Round, Knoxville, Tenn.</i>			
Mar. 17	Southwest Missouri State	55	47
<i>NCAA Midwest Regional Championships, Knoxville, Tenn.</i>			
Mar. 21	Western Kentucky	68	61
Mar. 23	Auburn	69	65
<i>NCAA Final Four, New Orleans, La.</i>			
Mar. 30	Stanford	68	60
Mar. 31	Virginia (OT)	70	67
■ 1992			
<i>NCAA Second Round, Knoxville, Tenn.</i>			
Mar. 21	Rutgers	97	56
<i>NCAA Midwest Regional Championships, West Lafayette, Ind.</i>			
Mar. 26	Western Kentucky	70	75
■ 1993			
<i>NCAA Second Round, Knoxville, Tenn.</i>			
Mar. 20	Northwestern	89	66
<i>NCAA Midwest Regional Championships, Iowa City, Iowa</i>			
Mar. 25	North Carolina	74	54
Mar. 27	Iowa	56	72
■ 1994			
<i>NCAA First Round, Knoxville, Tenn.</i>			
Mar. 16	North Carolina A&T	111	37
<i>NCAA Second Round, Knoxville, Tenn.</i>			
Mar. 19	Clemson	78	66
<i>NCAA Midwest Regional Championships, Fayetteville, Ark.</i>			
Mar. 24	Louisiana Tech	68	77
■ 1995 – NCAA Runner-Up			
<i>NCAA First/Second Rounds, Knoxville, Tenn.</i>			
Mar. 16	Florida A&M	96	59
Mar. 18	Florida International	70	44
<i>NCAA Midwest Regional Championships, Knoxville, Tenn.</i>			
Mar. 23	Western Kentucky	87	65
Mar. 25	Texas Tech	80	59
<i>NCAA Final Four, Minneapolis, Minn.</i>			
Apr. 1	Georgia	73	51
Apr. 2	Connecticut	64	70
■ 1996 – NCAA Champion			
<i>NCAA First/Second Rounds, Knoxville, Tenn.</i>			
Mar. 16	Radford	97	56
Mar. 18	Ohio State	97	65
<i>NCAA East Regional Championships, Charlottesville, Va.</i>			
Mar. 23	Kansas	92	71
Mar. 25	Virginia	52	46
<i>NCAA Final Four, Charlotte, N.C.</i>			
Mar. 29	Connecticut (OT)	88	83
Mar. 31	Georgia	83	65

YEAR	RESULTS	UT	OPP
■ 1997 – NCAA Champion			
<i>NCAA First/Second Rounds, Knoxville, Tenn.</i>			
Mar. 15	Grambling State	91	54
Mar. 17	Oregon	76	59
<i>NCAA Midwest Regional Championships, Iowa City, Iowa</i>			
Mar. 22	Colorado	75	57
Mar. 24	Connecticut	91	81
<i>NCAA Final Four, Cincinnati, Ohio</i>			
Mar. 29	Notre Dame	80	66
Mar. 30	Old Dominion	68	59
■ 1998 – NCAA Champion			
<i>NCAA First/Second Rounds, Knoxville, Tenn.</i>			
Mar. 14	Liberty	102	58
Mar. 16	Western Kentucky	82	62
<i>NCAA Midwest Regional Championships, Nashville, Tenn.</i>			
Mar. 21	Rutgers	92	60
Mar. 23	North Carolina	76	70
<i>NCAA Final Four, Kansas City, Mo.</i>			
Mar. 27	Arkansas	86	58
Mar. 29	Louisiana Tech	93	75
■ 1999			
<i>NCAA First/Second Rounds, Knoxville, Tenn.</i>			
Mar. 13	Appalachian State	113	54
Mar. 15	Boston College	89	62
<i>NCAA East Regional Championships, Greensboro, N.C.</i>			
Mar. 20	Virginia Tech	68	52
Mar. 22	Duke	63	69
■ 2000 – NCAA Runner-Up			
<i>NCAA First/Second Rounds, Knoxville, Tenn.</i>			
Mar. 18	Furman	90	38
Mar. 20	Arizona	75	60
<i>NCAA Midwest Regional Championships, Memphis, Tenn.</i>			
Mar. 25	Virginia	77	56
Mar. 27	Texas Tech	57	44
<i>NCAA Final Four, Philadelphia, Pa.</i>			
Mar. 31	Rutgers	64	54
Apr. 2	Connecticut	52	71
■ 2001			
<i>NCAA First/Second Rounds, Knoxville, Tenn.</i>			
Mar. 16	Austin Peay	80	38
Mar. 18	St. Mary's (Calif.)	92	75
<i>NCAA Midwest Regional Championships, Birmingham, Ala.</i>			
Mar. 24	Xavier	65	80
■ 2002 – NCAA Third in the Nation			
<i>NCAA First/Second Rounds, Knoxville, Tenn.</i>			
Mar. 15	Georgia State	98	68
Mar. 17	Notre Dame	89	50
<i>NCAA Midwest Regional Championships, Ames, Iowa</i>			
Mar. 23	Brigham Young	68	57
Mar. 25	Vanderbilt	68	63
<i>NCAA Final Four, San Antonio, Texas</i>			
Mar. 29	Connecticut	56	79
■ 2003 – NCAA Runner-Up			
<i>NCAA First/Second Rounds, Knoxville, Tenn.</i>			
Mar. 22	Alabama State	95	43
Mar. 24	Virginia	81	51
<i>NCAA Midwest Regional Championships, Knoxville, Tenn.</i>			
Mar. 29	Penn State	86	58
Mar. 31	Villanova	73	49
<i>NCAA Final Four, Atlanta, Ga.</i>			
Apr. 6	Duke	66	56
Apr. 8	Connecticut	68	73
■ 2004 – NCAA Runner-Up			
<i>NCAA First/Second Rounds, Tallahassee, Fla.</i>			
Mar. 20	Colgate	77	54
Mar. 22	DePaul	79	59
<i>NCAA Midwest Regional Championships, Norman, Okla.</i>			
Mar. 28	Baylor	71	69
Mar. 30	Stanford	62	60
<i>NCAA Final Four, New Orleans, La.</i>			
Apr. 4	LSU	52	50
Apr. 6	Connecticut	61	70
■ 2005 – NCAA Third in the Nation			
<i>NCAA First/Second Rounds, Knoxville, Tenn.</i>			
Mar. 20	Western Carolina	94	43
Mar. 22	Purdue	75	54
<i>NCAA Philadelphia Regional Championships, Philadelphia, Pa.</i>			
Mar. 27	Texas Tech	75	59
Mar. 29	Rutgers	59	49
<i>NCAA Final Four, Indianapolis, Ind.</i>			
Apr. 3	Michigan State	64	68
■ 2006			
<i>NCAA First and Second Rounds, Norfolk, Va.</i>			
Mar. 19	Army	102	54
Mar. 21	George Washington	66	53
<i>NCAA Cleveland Regional Championships, Cleveland, Ohio</i>			
Mar. 26	Rutgers	76	69
Mar. 28	North Carolina	63	75



NCAA TOURNAMENT NOTEBOOK

UT's RECORD VS. OPPONENTS IN THE NCAs

Tennessee has played 65 different opponents in 111 NCAA playoff games since 1982 and sports a 92-19 record. The Lady Vols have compiled the following records against the opposition: Alabama (1-0), Alabama State (1-0), Appalachian St. (1-0), Arizona (1-0), Arkansas (1-0), Army (1-0), Auburn (3-0), Austin Peay (1-0), Baylor (1-0), Boston College (1-0), Brigham Young (1-0), Cheyney (1-0), Clemson (2-0), Colgate (1-0), Colorado (1-0), Connecticut (2-5), DePaul (1-0), Duke (1-1), Fla. A&M (1-0), Fla. Intl. (1-0), Furman (1-0), George Washington (1-0), Georgia (4-1), Georgia State (1-0), Grambling (1-0), Iowa (1-1), Jackson State (1-0), James Madison (1-0), Kansas (1-0), LaSalle (1-0), Liberty (1-0), Long Beach (2-0), Louisiana State (2-0), Louisiana Tech (2-3), Maryland (1-0), Memphis (1-0), Michigan State (0-1), Middle Tennessee (1-0), Mississippi (1-1), North Carolina (2-1), North Carolina A&T (1-0), Northwestern (1-0), Notre Dame (2-0), Ohio State (1-0), Old Dominion (2-0), Oregon (1-0), Penn State (1-0), Purdue (1-0), Radford (1-0), Rutgers (5-0), South Carolina State (1-0), Southern California (1-2), Southwest Missouri (1-0), Stanford (2-0), St. Mary's (CA) (1-0), Tennessee Tech (1-0), Texas Tech (3-0), Vanderbilt (1-0), Villanova (1-0), Virginia (8-1), Virginia Tech (1-0), Wake Forest (1-0), Western Carolina (1-0), Western Kentucky (3-1) and Xavier (0-1).

THE (#1) SEED HAS BEEN PLANTED

You can call it longevity. You can call it coaching and performance. You can call it strength of schedule. Whatever you call it, the University of Tennessee has earned 17 number-one seedings all-time in the NCAA Tournament since 1982. Additionally, UT has been seeded number two on four occasions, number three, three times and number four just once. From 1988-96, the Lady Vols had nine consecutive number one seedings. Only 26 schools have ever received number one seeds over the years.

UT's RECORD VS. CONFERENCES IN THE NCAs

Of the Lady Vols' 111 games in the NCAA Tournament since 1982, Tennessee has faced 23 different conferences. Almost two-thirds of UT's total number of games have come against teams from the Southeastern Conference (13-2) and the Atlantic Coast Conference (15-3). The breakdown:

Atlantic Coast (15-3)	Big South (2-0)	Ohio Valley (3-0)	Sunbelt (5-4)
Atlantic Sun (1-0)	Colonial (2-0)	Pac 10 (5-2)	Trans-American (1-0)
Atlantic 10 (5-1)	Conference USA (2-0)	Patriot (2-0)	West Coast (1-0)
Big Ten (5-2)	Mid-Eastern Athletic (3-0)	Southeastern (13-2)	Western Collegiate (2-0)
Big 12 (6-0)	Missouri Valley (1-0)	Southern (3-0)	Independent (1-0)
Big East (10-5)	Mountain West (1-0)	Southwestern Athletic (3-0)	

THE NUMBER ONE SEEDS

YEAR	EAST	MIDEAST	MIDWEST	WEST
1982*	Old Dominion	Southern California	Louisiana Tech	Long Beach St.
1983	Cheyney	TENNESSEE	Louisiana Tech	Southern California
1984*	Old Dominion	Georgia	Louisiana Tech	Southern California
1985	Old Dominion	Texas	Louisiana Tech	Long Beach St.
1986*	Virginia	Georgia	Texas	Southern California
1987**	Texas	Auburn	Louisiana Tech	Long Beach St.
1988*	TENNESSEE	Auburn	Texas	Iowa
1989**	TENNESSEE	Auburn	Louisiana Tech	Maryland
1990	TENNESSEE	Washington	Louisiana Tech	Stanford
1991**	Penn State	TENNESSEE	Virginia	Georgia
1992	Virginia	TENNESSEE	Iowa	Stanford
1993	Ohio State	TENNESSEE	Vanderbilt	Stanford
1994	Connecticut	TENNESSEE	Penn State	Purdue
1995*	Connecticut	TENNESSEE	Colorado	Vanderbilt
1996**	TENNESSEE	Connecticut	Louisiana Tech	Stanford
1997**	North Carolina	Old Dominion	Connecticut	Stanford
1998**	Old Dominion	TENNESSEE	Texas Tech	Stanford
1999	TENNESSEE	Connecticut	Purdue	Louisiana Tech
2000*	Connecticut	TENNESSEE	Louisiana Tech	Georgia
2001	Connecticut	TENNESSEE	Notre Dame	Duke
2002*	Duke	Connecticut	Vanderbilt	Oklahoma
2003*	Connecticut	TENNESSEE	Duke	LSU
2004*	Penn State	Duke	TENNESSEE	Texas
2005*	North Carolina	TENNESSEE	Michigan State	LSU
2006	Duke	North Carolina	LSU	Ohio State

(Key: *UT advanced to Final Four; **UT NCAA Champions)

TENNESSEE'S NCAA SEEDING THROUGH THE YEARS

Year	Seed	Region	Result
1982	#2	Mideast	Final Four (3rd)
1983	#1	Mideast	lost in regional final
1984	#3	Mideast	Final Four (2nd)
1985	#3	Mideast	lost in regional semis
1986	#4	Mideast	Final Four (3rd)
1987	#2	Mideast	<i>NCAA Champions</i>
1988	#1	East	Final Four (3rd)
1989	#1	East	<i>NCAA Champions</i>
1990	#1	East	lost in regional final (OT)
1991	#1	Mideast	<i>NCAA Champions</i>
1992	#1	Mideast	lost in regional semis
1993	#1	Mideast	lost in regional finals
1994	#1	Mideast	lost in regional semis
1995	#1	Mideast	Final Four (2nd)
1996	#1	East	<i>NCAA Champions</i>
1997	#3	Midwest	<i>NCAA Champions</i>
1998	#1	Mideast	<i>NCAA Champions</i>
1999	#1	East	lost in regional finals
2000	#1	Mideast	Final Four (2nd)
2001	#1	Mideast	lost in regional semis
2002	#2	Midwest	Final Four (3rd)
2003	#1	Mideast	Final Four (2nd)
2004	#1	Midwest	Final Four (2nd)
2005	#1	Philadelphia	Final Four (3rd)
2006	#2	Cleveland	lost in regional finals

TENNESSEE'S 30-YEAR RECORD IN POSTSEASON PLAY

YEAR	FINAL SEASON AP RANKING	TEAMS PLAYED IN TOURNAMENT (ranking)	TOURNEY RECORD	FINISH
2006	6th (31-5)	#1 North Carolina, #9 Rutgers, George Washington, Army	3-1	2nd CR
2005	3rd (30-5)	#7 Michigan State, #9 Rutgers, #14 Texas Tech, Purdue, W. Carolina	4-1	3rd NCAA
2004	2nd (31-4)	#6 UConn, #19 LSU, #10 Stanford, #15 Baylor, #25 DePaul, Colgate	5-1	2nd NCAA
2003	4th (33-5)	#1 UConn, #2 Duke, #11 Villanova, #15 Penn State, UVA, Alabama St.	5-1	2nd NCAA
2002	6th (29-5)	#1 UConn, #4 Vandy, Brigham Young, Notre Dame, Georgia State	4-1	3rd NCAA
2001	3rd (31-3)	#12 Xavier, NR St. Mary's College, NR Austin Peay	2-1	3rd MER
2000	2nd (33-4)	#1 UConn, #8 Rutgers, #11 Tx. Tech, #19 UVA, #21 Ariz., NR Furman	5-1	2nd NCAA
1999	2nd (31-3)	#10 Duke, #13 Virginia Tech, Boston College, Appalachian St.	3-1	2nd ER
1998	1st (39-0)	#4 La. Tech, NR Ark., #7 UNC, NR Rutgers, # 15 W. Ky., NR Liberty	6-0	NCAA Champs
1997	10th (29-10)	#2 ODU, #15 N. Dame, #1 UConn, #18 Colo., NR Ore., NR Grambling	6-0	NCAA Champs
1996	1st (32-4)	#5 Ga., #2 UConn, #11 UVA, #20 Kansas, NR Ohio St., NR Fla. A&M	6-0	NCAA Champs
1995	3rd (34-3)	#1 UConn, #12 Ga., #5 Tx. Tech, #8 W. Ky., NR Fla. Int., NR Fla. A&M	5-1	2nd NCAA
1994	1st (30-2)	#6La. Tech, NR North Carolina A&T, NR Clemson	2-1	3rd MER
1993	2nd (28-3)	#4 Iowa, #18 UNC, NR Northwestern	2-1	2nd MER
1992	2nd (28-3)	#15 Western Kentucky, NR Rutgers	1-1	3rd MER
1991	4th (30-5)	#2 UVA, #11 Stanford, #6 Auburn, #10 W. Ky., NR S.W. Mo. St.	5-0	NCAA Champs
1990	4th (27-6)	#12 UVA, NR Clemson, NR ODU	2-1	2nd ER
1989	1st (35-2)	#2 Auburn, #5 Maryland, #7 Long Beach St., NR UVA, #18 LaSalle	5-0	NCAA Champs
1988	1st (31-3)	#5 La. Tech, #10 UVA, #14 James Madison, NR Wake Forest	3-1	3rd NCAA
1987	7th (28-6)	#3 La. Tech, #4 Long Beach St., #2 Auburn, #11 UVA, NR Tenn. Tech	5-0	NCAA Champs
1986	15th (24-10)	#3 So. Cal, #9 LSU, #2 Georgia, #14 Iowa	3-1	3rd NCAA
1985	13th (22-10)	#6 Ole Miss, NR UVA	1-1	3rd MER
1984	15th (23-10)	#5 So. Cal, #9 Cheyney, #3 Georgia, #12 Ala., NR MTSU	4-1	2nd NCAA
1983	10th (25-8)	#8 Georgia, #13 Ole Miss, NR South Carolina St.	2-1	2nd MER
1982	4th (22-10)	#1 La. Tech, #6 So. Cal, #17 Memphis St., NR Jackson St.	3-1	3rd NCAA
1981	2nd (25-6)	#1 La. Tech, #3 ODU, #8 Maryland, #15 Ill. St	3-1	2nd AIAW
1980	2nd (33-5)	#1 ODU, #4 So. Carolina, #6 Maryland, #13 Kansas State	3-1	2nd AIAW
1979	3rd (30-9)	#6 UCLA, #2 La. Tech, #19 Fordham, #7 Rutgers	3-1	3rd AIAW
1978	1st (27-4)	#8 Valdosta St., #6 Maryland	0-2	4th SER
1977	5th (28-5)	#2 Immaculata, #1 Delta St., #20 Kansas State, #17 Mich. St.	3-1	3rd AIAW

Record vs. NCAA ranked teams: 54-19; Unranked NCAA teams: 38-0 • Record vs. AIAW ranked teams: 12-6; Unranked AIAW teams: 0-0



LADY VOL NCAA TOURNAMENT HONORS AND NOTEBOOK

TENNESSEE LADY VOL ALL-TIME NCAA TOURNAMENT HONORS & NOTEBOOK

Final Four MVPs



Holdsclaw
(1997, 1998)



Marciniak
(1996)



Gordon
(1989)



Edwards
(1987)

FINAL FOUR MVP

1998-Chamique Holdsclaw
1997-Chamique Holdsclaw
1996-Michelle Marciniak
1989-Bridgette Gordon
1987-Tonya Edwards

FINAL FOUR ALL-TOURNAMENT

2004-Shanna Zolman
2003-Gwen Jackson, Kara Lawson
2000-Tamika Catchings
1998-Chamique Holdsclaw, Tamika Catchings, Kellie Jolly
1997-Chamique Holdsclaw, Kellie Jolly
1996-Michelle Marciniak, Chamique Holdsclaw, Tiffany Johnson
1995-Nikki McCray
1991-Dena Head, Daedra Charles
1989-Bridgette Gordon, Sheila Frost
1987-Tonya Edwards, Bridgette Gordon
1984-Mary Ostrowski

EAST REGIONAL MVP

1996-Latina Davis
1989-Bridgette Gordon
1988-Dawn Marsh

EAST REGIONAL ALL-TOURNAMENT

1999-Chamique Holdsclaw, Tamika Catchings
1996-Latina Davis, Michelle Marciniak, Chamique Holdsclaw
1990-Daedra Charles, Dena Head
1989-Bridgette Gordon, Sheila Frost
1988-Dawn Marsh, Bridgette Gordon

MIDEAST REGIONAL MVP

2003-Gwen Jackson
2000-Tamika Catchings
1998-Chamique Holdsclaw
1995-Nikki McCray
1991-Kelli Casteel
1987-Bridgette Gordon

1986-Shelley Sexton

1984-Mary Ostrowski
1982-Shelia Collins

MIDEAST REGIONAL ALL-TOURNAMENT

2003-Shyra Ely, Gwen Jackson, Kara Lawson
2000-Tamika Catchings, Semeka Randall
1998-Chamique Holdsclaw, Semeka Randall
1995-Nikki McCray, Dana Johnson, Michelle Marciniak
1994-Nikki McCray
1993-Tiffany Woosley, Lisa Harrison
1991-Kelli Casteel, Daedra Charles, Jody Adams
1987-Bridgette Gordon, Sheila Frost
1986-Shelley Sexton, Sheila Frost
1985-Shelia Collins
1984-Mary Ostrowski, Tanya Haave
1983-Tanya Haave
1982-Shelia Collins

MIDWEST REGIONAL MVP

1997-Chamique Holdsclaw

MIDWEST REGIONAL ALL-TOURNAMENT

2004-Tasha Butts, Shyra Ely, LaToya Davis
2002-Shyra Ely, Gwen Jackson
1997-Chamique Holdsclaw, Kellie Jolly, Pashen Thompson

PHILADELPHIA REGIONAL ALL-TOURNAMENT

2005-Shyra Ely, Shanna Zolman

CLEVELAND REGIONAL ALL-TOURNAMENT

2006-Candace Parker, Shanna Zolman

LADY VOL MISCELLANEOUS NCAA TOURNAMENT ACCOMPLISHMENTS & RECORDS

- Tennessee has played in the most NCAA Tournament games (111)
- Tennessee has recorded the most NCAA Tournament wins (92)
- Tennessee has the best winning percentage in NCAA Tournament games (.829)
- Tennessee is one of just two teams (the other is Louisiana Tech) to appear in all 25 NCAA Tournaments
- Tennessee's 16 Final Four appearances rank it first among all programs.
- UT's Chamique Holdsclaw is the NCAA's all-time leading tournament scorer (1996-99). She played in 22 tournament games and scored 479 points (21.8 ppg).
- UT's Chamique Holdsclaw is the NCAA's all-time leading tournament rebounder (1996-99). She played in 22 tournament games and collected 198 rebounds (9.0 rpg).
- Five Lady Vols have been the tournament's leading scorer on seven occasions — Mary Ostrowski (1984), Bridgette Gordon (1987, 1989), Dana Johnson (1995), Chamique Holdsclaw (1997, 1998), and Tamika Catchings (2000).
- Six Lady Vols have been the tournament's leading rebounder on six occasions — Mary Ostrowski (1984), Sheila Frost (1987), Daedra Charles (1991), Chamique Holdsclaw (1998), Tamika Catchings (2000), and Gwen Jackson (2003).
- Sheila Frost ranks third (162-9.0 rpg), Tamika Catchings and Bridgette Gordon are tied for sixth (142-7.9) and Gwen Jackson is ninth (133-6.7 rpg) among the tournament's all-time rebounding leaders.
- Bridgette Gordon holds the record for the most free throws made in a tournament game (17-20) in the 1989 East Regional finals versus Long Beach St.
- The Lady Vols recorded the largest victory margin (74 points) in the NCAA Tournament with a 111-37 victory over N.C. A&T in 1994.
- In the 1997 tournament, Kellie Jolly tied the record for the most assists in the Final Four (20) with Texas' Kamie Ethridge in 1986 and established the mark for most assists in the title game (11).
- Abby Conklin in 1996 and Kellie Jolly in 1998 each recorded the NCAA's highest three-point field goal percentage in a title game by hitting 4-of-5 shots from behind the arc for 80 percent.
- A total of 87 Lady Vol team members have participated/played in the Final Four, which ranks first among all schools. Louisiana Tech is second with 65 participants all time.
- Tennessee's 28-point victory over Arkansas in 1998 is the largest ever in a Final Four semifinal game.



CURRENT LADY VOL NCAA TOURNAMENT STATISTICS



2006 NCAA Division I Women's Basketball Championship



March 18 and 20 first-/second round sites: Chicago, Denver, Nashville, Tucson
 March 19 and 21 first-/second round sites: Norfolk, Trenton, University Park, West Lafayette
 March 25 and 27 regional sites: Albuquerque and San Antonio
 March 26 and 28 regional sites: Bridgeport and Cleveland

© 2005 National Collegiate Athletic Association. No commercial use without the NCAA's written permission. The NCAA opposes all sports wagering. This bracket should not be used for sweepstakes, contests, office pools or other gambling activities.



ANOSIKE

NICKY ANOSIKE																											
Opponent	GP	GS	Min	FG	FGA	Pct	3FG	FGA	Pct	FT	FTA	Pct	Off	Def	Tot	Avg	PF	FO	A	TO	Blk	Stl	Pts	Avg			
West. Car.	1	1	20	2	6	.333	0	0	.000	5	8	.625	6	2	8	8.0	4	0	1	2	3	3	9	9.0			
Purdue	1	1	23	4	10	.400	0	0	.000	3	6	.500	4	2	6	6.0	5	1	1	4	3	6	11	11.0			
Texas Tech	1	1	18	2	5	.400	0	0	.000	7	7	1.00	4	7	11	11.0	4	0	2	1	1	0	11	11.0			
Rutgers	1	1	30	2	4	.500	0	0	.000	10	12	.833	3	4	7	7.0	3	0	0	3	1	3	14	14.0			
Mich. St.	1	1	29	3	10	.300	0	0	.000	1	5	.200	6	7	13	13.0	2	0	2	1	3	3	7	7.0			
2005	5	5	120	13	35	.371	0	0	.000	26	38	.684	23	22	45	9.0	18	1	6	11	11	15	52	10.4			
Army	1	1	23	4	4	1.00	0	0	.000	1	3	.333	2	0	2	2.0	4	0	4	3	2	2	9	9.0			
G. Wash.	1	1	39	3	6	.500	0	0	.000	3	5	.600	6	6	12	12.0	3	0	4	3	2	1	9	9.0			
Rutgers	1	1	24	3	3	1.00	0	0	.000	1	3	.333	2	0	2	2.0	3	0	3	3	0	2	7	7.0			
N. Carolina	1	1	36	1	5	.200	0	0	.000	3	4	.750	3	3	6	6.0	3	0	3	2	5	3	5	5.0			
2006	4	4	122	11	18	.611	0	0	.000	8	15	.533	13	9	22	5.5	13	0	14	11	9	8	30	7.5			
Totals	9	9	242	24	53	.454	0	0	.000	34	53	.642	36	31	67	7.4	31	1	20	22	20	23	82	9.1			



FULLER

ALEX FULLER																											
Opponent	GP	GS	Min	FG	FGA	Pct	3FG	FGA	Pct	FT	FTA	Pct	Off	Def	Tot	Avg	PF	FO	A	TO	Blk	Stl	Pts	Avg			
Army	1	0	15	1	2	.500	0	0	.000	3	4	.750	0	2	2	2.0	2	0	0	0	0	1	5	5.0			
G. Wash.	1	0	5	0	0	.000	0	0	.000	0	0	.000	0	1	1	1.0	0	0	0	0	0	0	0	0.0			
Rutgers	DNP																										
N. Carolina	1	0	5	0	1	.000	0	0	.000	0	0	.000	0	0	0	0.0	0	0	0	0	0	1	0	0.0			
2006	3	0	25	1	3	.333	0	0	.000	3	4	.750	0	3	3	1.0	2	0	0	0	0	2	5	1.7			



CURRENT LADY VOL NCAA TOURNAMENT STATISTICS




HORNBUCKLE

ALEXIS HORNBUCKLE																								
Opponent	GP	GS	Min	FG	FGA	Pct	3FG	FGA	Pct	FT	FTA	Pct	Off	Def	Tot	Avg	PF	FO	A	TO	Blk	Stl	Pts	Avg
West. Car.	1	1	26	5	10	.500	0	0	.000	1	2	.500	3	9	12	12.0	2	0	5	1	0	3	11	11.0
Purdue	1	1	29	2	9	.222	0	1	.000	1	1	1.00	2	3	5	5.0	2	0	1	4	1	3	5	5.0
Texas Tech	1	1	31	5	11	.455	1	2	.500	3	4	.750	0	8	8	8.0	3	0	3	1	1	2	14	14.0
Rutgers	1	1	38	2	9	.222	0	0	.000	5	6	.833	1	5	6	6.0	3	0	1	3	0	3	9	9.0
Mich. St.	1	1	35	7	11	.636	1	1	1.00	1	4	.250	4	4	8	8.0	2	0	6	3	2	2	16	16.0
2005	5	5	159	21	50	.420	2	4	.500	11	17	.647	10	29	39	7.8	12	0	16	12	4	13	55	11.0
Army	1	0	17	0	2	.000	0	0	.000	3	4	.750	2	4	6	6.0	3	0	4	2	0	4	3	3.0
G. Wash.	1	0	24	1	4	.250	0	0	.000	4	6	.667	0	4	4	4.0	2	0	3	4	0	3	6	6.0
Rutgers	1	0	25	3	4	.750	0	0	.000	4	4	1.00	4	1	5	5.0	1	0	3	2	0	1	10	10.0
N. Carolina	1	0	25	1	6	.167	0	0	.000	4	4	1.00	0	6	6	6.0	0	0	4	6	1	2	6	6.0
2006	4	0	91	5	16	.313	0	0	.000	15	18	.833	6	15	21	5.3	3	0	14	14	1	10	25	6.3
Totals	9	5	250	26	66	.394	2	4	.500	26	35	.743	16	44	60	6.7	15	0	30	26	5	23	80	8.9



PARKER

CANDACE PARKER																								
Year	GP	GS	Min	FG	FGA	Pct	3FG	FGA	Pct	FT	FTA	Pct	Off	Def	Tot	Avg	PF	FO	A	TO	Blk	Stl	Pts	Avg
Army	1	1	26	11	14	.786	0	0	.000	4	6	.667	2	3	5	5.0	0	0	7	1	4	2	26	26.0
G. Wash.	1	1	35	5	13	.385	0	1	.000	5	6	.833	1	5	6	6.0	4	0	1	2	3	1	15	15.0
Rutgers	1	1	39	9	22	.409	0	0	.000	11	13	.846	1	4	5	5.0	2	0	1	4	6	0	29	29.0
N. Carolina	1	1	35	8	12	.667	0	0	.000	4	6	.667	4	5	9	9.0	2	0	3	8	2	1	20	20.0
2006	4	4	135	33	61	.541	0	1	.000	24	31	.774	8	17	25	6.3	8	0	12	15	15	4	90	22.5



REDDING

DOMINIQUE REDDING																								
Opponent	GP	GS	Min	FG	FGA	Pct	3FG	FGA	Pct	FT	FTA	Pct	Off	Def	Tot	Avg	PF	FO	A	TO	Blk	Stl	Pts	Avg
Colgate	1	0	11	2	3	.667	0	0	.000	2	2	1.00	2	2	4	4.0	2	0	0	0	0	0	6	6.0
DePaul	1	0	2	0	0	.000	0	0	.000	0	0	.000	0	0	0	0.0	0	0	0	0	0	0	0	0.0
Baylor	DNP																							
Stanford	DNP																							
LSU	1	0	2	0	0	.000	0	0	.000	0	0	.000	0	0	0	0.0	0	0	0	1	0	0	0	0.0
Connecticut	1	0	3	0	1	.000	0	0	.000	0	0	.000	0	0	0	0.0	0	0	1	0	0	0	0	0.0
2004	4	0	18	2	4	.500	0	0	.000	2	2	1.00	2	2	4	1.0	2	0	1	1	0	0	6	1.5
West. Car.	1	0	19	4	9	.444	1	2	.500	0	1	.000	2	3	5	5.0	3	0	0	5	0	0	9	9.0
Purdue	1	0	5	0	1	.000	0	1	.000	0	1	.000	0	0	0	0.0	0	0	0	0	0	0	0	0.0
Texas Tech	1	0	8	1	4	.250	0	0	.000	0	0	.000	0	0	0	0.0	1	0	0	1	0	0	2	2.0
Rutgers	1	0	1	0	0	.000	0	0	.000	0	0	.000	0	0	0	0.0	0	0	0	0	0	0	0	0.0
Mich. St.	DNP																							
2005	4	0	33	5	14	.357	1	3	.333	0	2	.000	2	3	5	1.3	4	0	0	6	0	0	11	2.8
Army	1	0	15	3	7	.429	0	2	.000	0	0	.000	1	2	3	3.0	2	0	1	1	1	0	6	6.0
G. Wash.	1	0	10	0	2	.000	0	2	.000	3	5	.600	2	0	2	2.0	0	0	0	0	0	0	3	3.0
Rutgers	1	0	4	0	1	.000	0	0	.000	0	0	.000	0	1	1	1.0	1	0	0	0	0	0	0	0.0
N. Carolina	1	0	1	0	0	.000	0	0	.000	0	0	.000	0	0	0	0.0	0	0	0	0	0	0	0	0.0
2006	4	0	30	3	10	.300	0	4	.000	3	5	.600	3	3	6	1.5	3	0	1	1	1	0	9	2.3
Totals	12	0	81	10	28	.357	1	7	.143	5	9	.556	7	8	15	1.3	9	0	2	8	1	0	26	2.2



SPENCER

SIDNEY SPENCER																								
Opponent	GP	GS	Min	FG	FGA	Pct	3FG	FGA	Pct	FT	FTA	Pct	Off	Def	Tot	Avg	PF	FO	A	TO	Blk	Stl	Pts	Avg
Colgate	1	0	25	5	11	.455	1	2	.500	1	2	.500	6	3	9	9.0	2	0	1	2	1	0	12	12.0
DePaul	1	0	23	3	6	.500	0	2	.000	4	5	.800	3	6	9	9.0	1	0	2	1	1	0	10	10.0
Baylor	1	0	23	2	3	.667	1	1	1.00	0	0	.000	1	6	7	7.0	4	0	1	0	0	0	5	5.0
Stanford	1	0	21	4	10	.400	1	3	.333	0	0	.000	2	2	4	4.0	3	0	0	1	0	0	9	9.0
LSU	1	0	20	2	6	.333	1	1	1.00	2	2	1.00	2	4	6	6.0	4	0	0	0	0	0	7	7.0
Connecticut	1	0	14	0	1	.000	0	0	.000	0	0	.000	0	1	1	1.0	4	0	0	0	0	0	0	0.0
2004	6	0	126	16	37	.432	4	9	.444	7	9	.778	14	22	36	6.0	18	0	4	4	2	0	43	7.2
2005	DNP-injured																							
Army	1	1	26	2	6	.333	0	4	.000	2	2	1.00	1	4	5	5.0	0	0	4	0	1	2	6	6.0
G. Wash.	1	1	26	5	11	.455	2	6	.333	0	0	.000	1	4	5	5.0	1	0	1	0	0	0	12	12.0
Rutgers	1	1	34	0	6	.000	0	3	.000	0	0	.000	2	4	6	6.0	2	0	7	1	0	3	0	0.0
N. Carolina	1	1	27	6	13	.462	1	7	.143	0	0	.000	1	1	2	2.0	5	0	0	0	1	1	13	13.0
2006	4	4	113	13	36	.361	3	20	.150	2	2	1.00	5	13	18	4.5	8	1	12	1	2	6	31	7.8
Totals	10	4	239	29	73	.397	7	29	.241	9	11	.818	19	35	54	5.4	26	1	16	5	4	6	74	7.4



UT AND OPPONENT NCAA TOURNAMENT RECORDS

LADY VOL NCAA TOURNAMENT RECORDS (1982-Present)

INDIVIDUAL RECORDS

MOST FG: 15, Chamique Holdsclaw, Boston College, 3-15-99, Second Round, UT 89-62
MOST FGA: 27, Chamique Holdsclaw, W.Kentucky, 3-16-98, Second Round, UT 82-62
FG%: (min. 10 att) .827 (14-17), Dana Johnson, Fla. A&M, 3-16-95, First Round, UT 96-59
MOST 3pt FG: 5, Shanna Zolman, Rutgers, 3-26-06, CRS, UT 76-69 and Army, 3-19-06, First Round, UT 102-54 and Western Carolina, 3-20-05, First Round, UT 94-43
MOST 3pt FGA: 13, Shanna Zolman, George Washington, 3-21-06, Second Round, UT 66-53
3pt FG%: .800 (4-5), Kellie Jolly, La. Tech, 3-29-98, Championship, UT 93-75; Shanna Zolman, DePaul, 3-22-04, Second Round, UT 79-59
MOST FT: 17, Bridgette Gordon, Long Beach St., 3-25-89, ERC, UT 94-80
MOST FTA: 20, Bridgette Gordon, Long Beach St., 3-25-89, ERC, UT 94-80
FT%: 1.000 (8-8), Kristen "Ace" Clement, St. Mary's, 3-18-01, Second Round, UT 92-75
MOST REBOUNDS: 22, Daedra Charles, SW Missouri, 3-16-91, Second Round, UT 55-47
MOST POINTS: 39, Chamique Holdsclaw, Boston College, 3-15-99, Second Round, UT 89-62
MOST ASSISTS: 12, Dawn Marsh, Georgia, 3-20-86, MERC, UT 85-82
MOST BLOCKS: 7, Michelle Snow, Rutgers, 3-31-00, Semifinal, UT 64-54
MOST STEALS: 7, Nikki McCray, Northwestern, 3-20-93, Second Round, UT 89-66

TEAM RECORDS

MOST FG: 44, Appalachian St., 3-13-99, First Round, UT 113-54

MOST FGA: 84, Radford, 3-16-96, First Round, UT 97-56
BEST FG%: .609 (39-64), Tennessee Tech, 3-15-87, Second Round, UT 95-59
MOST 3pt FG: 11, Western Carolina, 3-20-05, First Round, UT 94-43
MOST 3pt FGA: 23, Xavier, 3-24-01, MERS, Xavier 80-65
BEST 3pt FG%: .800 (4-5), Florida A&M, 3-16-95, First Round, UT 95-69
MOST FT: 38, Long Beach St., 3-25-89, ERC, UT 94-80
MOST FTA: 48, Long Beach St., 3-25-89, ERC, UT 94-80
BEST FT%: 1.000 (9-9), USC, 4-1-84, Championship, USC 72-61
MOST REBOUNDS: 64, South Carolina St., 3-19-83, First Round, UT 86-51
MOST FOULS: 30, Mississippi, 3-22-85, MERS, Mississippi, 63-60
MOST POINTS: 113, Appalachian St., 3-13-99, First Round, UT 113-54
MOST ASSISTS: 31, Florida A&M, 3-16-95, First Round, UT 96-59
MOST TURNOVERS: 29, Grambling St., 3-17-97, First Round, UT 91-54
MOST BLOCKS: 12, Colgate, 3-20-04, First Round, UT 77-54
MOST STEALS: 23, Radford, 3-16-96, First Round, UT 97-56
FEWEST FG: 13, Rutgers, 3-29-05, PRC, UT 59-49
FEWEST FGA: 42, Rutgers, 3-29-05, PRC, UT 59-49
LOWEST FG%: .302 (16-53), La. Tech, 3-26-82, Semifinals, La. Tech 69-46
FEWEST 3pt FG: 0, against 13 opponents
FEWEST 3pt FGA: 0, against 30 opponents

LOWEST 3pt FG%: .000, against 13 opponents
FEWEST FT: 3, USC, 3-28-86, Semifinals, USC, 83-59
FEWEST FTA: 6, USC, 3-28-86, Semifinals, USC, 83-59
LOWEST FT%: .222 (2-9), Virginia Tech, 3-20-99, ERS, UT 68-52
FEWEST REBOUNDS: 29, Rutgers, 3-26-06, CRS, UT 76-69; 29, Old Dominion, 3-30-97, Championship, UT 68-59
FEWEST FOULS: 5, Villanova, 3-31-03, MERC, UT 73-49
FEWEST POINTS: 46, La. Tech, 3-26-82, Semifinal, La. Tech 69-46
FEWEST ASSISTS: 4, LSU, 4-4-04, Semifinals, UT 52-50
FEWEST TURNOVERS: 5, Villanova, 3-31-03, MERC, UT 73-49
FEWEST BLOCKS: 0, against 15 opponents
FEWEST STEALS: 2, Stanford, 3-30-91, Semifinal, UT 68-60

KEY

ERS- East Regional Semifinals
ERC- East Regional Championship
MERS- Midwest Regional Semifinals
MERC- Midwest Regional Championship
MWRS- Midwest Regional Semifinals
MWRC- Midwest Regional Championship
PRC- Philadelphia Regional Championship
CRS- Cleveland Regional Semifinals
CRC- Cleveland Regional Championship
Semifinal- NCAA Championship Semifinal
Championship- NCAA Championship Game

UT OPPONENT STATISTICS IN THE NCAA TOURNAMENT

INDIVIDUAL RECORDS

MOST FG: 14, Nicole Powell, Stanford, 3-30-04, MWRC, UT 62-60; Tanya Hansen, Rutgers, 3-21-92, Second Round, UT 97-56
MOST FGA: 30, Cheryl Taylor, Tennessee Tech, 3-15-87, Second Round, UT 95-59
FG%: (min. 10 att) .733 (11-15), Tracey Sneed, LaSalle, 3-18-89, Second Round, UT 91-61
MOST 3pt FG: 6, Sharon Wilkerson, Liberty, 3-14-98, Second Round, UT 102-58
MOST 3pt FGA: 18, Erin Thorn, Brigham Young, 3-23-02, MWRS, UT 68-57
3pt FG%: .800 (4-5), Nykesha Sales, Connecticut, 3-29-96, Semifinal, UT 88-83
MOST FT: 12, Pam Kelly, Louisiana Tech, 3-26-82, Semifinal, La. Tech 69-46
MOST FTA: 14, Pam Kelly, Louisiana Tech, 3-26-82, Semifinal, La. Tech 69-46
FT%: 1.000 (9-9), Carolyn Jones, Auburn, 3-23-91, MWRC, UT 69-65
MOST REBOUNDS: 18, Cindy Brown, Long Beach State, 3-27-87, MERC, UT 94-80
MOST POINTS: 37, Teresa Edwards, Georgia, 3-20-86, MERS, UT 85-82
MOST ASSISTS: 11, Corrie Mizusawa, St. Mary's, 3-18-01, Second Round, UT 92-75
MOST BLOCKS: 9, Kelly Schumacher, Connecticut, 4-2-00, Championship, Connecticut 71-52
MOST STEALS: 8, Tisha Penicheiro, Old Dominion, 3-30-97, Championship, UT 68-59

TEAM RECORDS

MOST FG: 35, Long Beach State, 3-25-89, ERC, UT 94-80
MOST FGA: 82, Cheyney State, 3-30-84, Semifinal, UT 82-73

BEST FG%: .536, Louisiana Tech, 3-24-94, MERS, Louisiana Tech 71-68
MOST 3pt FG: 10, Connecticut, 4-8-03, Championship, Connecticut 73-68
MOST 3pt FGA: 27, DePaul, 3-22-04, Second Round, UT 79-59; Brigham Young, 3-23-02, MWRS, UT 68-57
BEST 3pt FG%: .500 (7-14), Connecticut, 4-6-04, Championship, Connecticut 70-61; .500 (6-12), Rutgers, 3-26-06, CRS, UT 76-69
MOST FT: 28, Iowa, 3-27-93, MERC, Iowa 72-56
MOST FTA: 34, Iowa, 3-27-93, MERC, Iowa 72-56
BEST FT%: 1.000 (7-7), Penn State, 3-29-03, MWRS, UT 86-58
MOST REBOUNDS: 48, Connecticut, 3-24-97, MWRC, UT 91-81
MOST FOULS: 33, Long Beach State, 3-25-89, ERC, UT 94-80
MOST POINTS: 90, Southern California, 3-21-82, MERC, UT 91-90
MOST ASSISTS: 22, North Carolina, 3-28-06, CRC, North Carolina 75-63
MOST TURNOVERS: 33, Appalachian State, 3-13-99, First Round, UT 113-54
MOST BLOCKS: 10, Connecticut, 2-29-02, Semifinal, Connecticut 79-56
MOST STEALS: 19, Virginia, 3-16-85, First Round, UT 65-55
FEWEST FG: 13, Austin Peay, 3-16-01, First Round, UT 80-38
FEWEST FGA: 45, Vanderbilt, 3-25-02, MWRC, UT 68-63
LOWEST FG%: .203 (13/64), Furman, 3-18-00, First Round, UT 90-38
FEWEST 3pt FG: 0, (5 times)
FEWEST 3pt FGA: 0, Wake Forest, 3-19-88, Second Round, UT 94-66

LOWEST 3pt FG%: .000 (5 times)
FEWEST FT: 0, Villanova, 3-31-03, MERC, UT 73-49
FEWEST FTA: 1, Villanova, 3-31-03, MERC, UT 73-49
LOWEST FT%: .000 (0-1), Villanova, 3-31-03, MERC, UT 73-49
FEWEST REBOUNDS: 17, Villanova, 3-31-03, MERC, UT 73-49
FEWEST FOULS: 10, Connecticut, 4-6-04, Championship, Connecticut 70-61
FEWEST POINTS: 37, North Carolina A&T, 3-16-94, First Round, UT 111-37
FEWEST ASSISTS: 2, Middle Tennessee State, 3-17-84, First Round, UT 70-52
FEWEST TURNOVERS: 7, Villanova, 3-31-03, MERC, UT 73-49
FEWEST BLOCKS: 0, (6 opponents)
FEWEST STEALS: 2, Boston College, 3-15-99, Second Round, UT 89-62

KEY

ERS- East Regional Semifinals
ERC- East Regional Championship
MERS- Midwest Regional Semifinals
MERC- Midwest Regional Championship
MWRS- Midwest Regional Semifinals
MWRC- Midwest Regional Championship
PRC- Philadelphia Regional Championship
CRS- Cleveland Regional Semifinals
CRC- Cleveland Regional Championship
Semifinal- NCAA Championship Semifinal
Championship- NCAA Championship Game



LADY VOLS NCAA CHAMPION HONOR ROLL

The few. The proud. The NCAA Champions. Since Pat Head Summitt arrived in Knoxville in 1974, only 138 women have been selected to wear the orange and white of the University of Tennessee Lady Volunteers. Of that elite group, every player who has completed her eligibility at UT has played in at least one Final Four during her career.

Forty-four players have earned the distinction of being an "NCAA Champion" during their playing days at the University of Tennessee. That's practically 33 percent! And that is truly remarkable. Additionally, one-half of the 44 players have brought home two or more titles.

A total of 10 coaches have helped to bring the six titles to the Knoxville campus. The common denominators of the six championships with Coach Summitt were former assistant Mickie DeMoss, and Holly Warlick. Former assistant Al Brown enjoyed three titles coming in 1996, 1997 and 1998. Six graduate assistant coaches have had the opportunity to experience one title each. The roll call of championship players and coaching staff members:

PLAYERS



Jody Adams
1991



Niya Butts
1997, 1998



Nikki Caldwell
1991



Tamara Carver
1991



Kelli Casteel
1989, 1991



Tamika Catchings
1998



Daedra Charles
1989, 1991



Regina Clark
1989, 1991



Kristen "Ace" Clement
1998



Abby Conklin
1996, 1997



Latina Davis
1996



Tonya Edwards
1987, 1989



Kyra Elzy
1997, 1998



Peggy Evans
1991



Sheila Frost
1987, 1989



Teresa Geter
1998



Bridgette Gordon
1987, 1989



Misty Greene
1996, 1997, 1998



Lisa Harrison
1991



Debbie Hawhee
1989, 1991



Dena Head
1989, 1991



Chamique Holdscaw
1996, 1997, 1998



Karla Horton
1987



Marlene Jeter
1991



Tiffani Johnson
1996, 1997



Kellie Jolly
1996, 1997, 1998



Brynae Laxton
1996, 1997, 1998



Cheryl Littlejohn
1987



Michelle Marciniak
1996




Dawn Marsh
1987



Melissa McCray
1987, 1989



Carla McGhee
1987, 1989



Laurie Milligan
1996, 1997, 1998



Sabrina Mott
1987



Semeka Randall
1998



Debbie Scott
1989



Shelley Sexton
1987



Kim Smallwood
1996



Kathy Spinks
1987



LaShonda Stephens
1997, 1998



Pashen Thompson
1996, 1997




Gay Townson
1987



Jennifer Tuggle
1987



Lisa Webb
1987



Al Brown
Assistant Coach
1996, 1997, 1998



Mickie DeMoss
Associate Head Coach
1987, 1989, 1991,
1996, 1997, 1998



Angela Lawson
Graduate Assist. Coach
1991




Dawn Marsh
Graduate Assist. Coach
1989



Shelley Sexton
Graduate Assist. Coach
1989



Pat Summitt
Head Coach
1987, 1989, 1991,
1996, 1997, 1998



Pam Tanner
Graduate Assist. Coach
1991



Heidi VanDerveer
Graduate Assist. Coach
1987



Holly Warlick
Assistant Coach
1987, 1989, 1991,
1996, 1997, 1998



Lisa Webb
Graduate Assist. Coach
1989

STAFF



1987 National Champions



Tennessee may have failed in its first bid at the national championship, but the second time was the charm for the Lady Vols. Tennessee thumped Louisiana Tech, which was vying for its second title, 67-44.

"Well, the monkey's off my back," head coach Pat Summitt said. "I do not think I could go without recognizing that it was a tremendous team effort...has been for the last three weeks. This team has played as hard and as smart as I could ask any team to play."

The Lady Vols built a 33-24 halftime edge and never looked back. Seven minutes into the second half, Tennessee had increased its lead to 14, 47-33, and the rest was history as Tennessee took its first NCAA title.

Tennessee attempted 19 more field goals and grabbed 11 more rebounds than the Lady Techsters. A championship-game record crowd of 9,823 watched Tonya Edwards net 13 points and grab seven rebounds en route to most outstanding player honors. Two additional Lady Vols contributed 13 points – Bridgette Gordon and Sheila Frost. Gordon joined Edwards on the All-Championship team, as she also led the Tennessee carom parade, pulling down a game-high 12 rebounds.

TITLE GAME STATISTICS

Louisiana Tech	FG- FGA	FT- FTA	REB	PF	TP
Davis	0-0	1-3	6	1	1
Lewis	4-11	4-6	7	3	12
Harrison	3-11	2-5	8	5	8
Weatherspoon	4-11	3-3	3	5	11
Lawson	1-4	0-0	1	2	2
Stall	3-7	2-3	7	4	8
Westbrooks	0-3	0-2	3	0	0
Chambless	0-0	0-0	0	0	0
McDonald	1-1	0-0	0	0	2
Team			1		
Totals	16-48	12-22	36	20	44
Tennessee	FG- FGA	FT- FTA	REB	PF	TP
Gordon	5-19	3-4	12	3	13
Horton	4-8	1-2	5	3	9
Spinks	1-3	0-0	1	2	2
Sexton	4-8	0-0	2	3	8
Edwards	4-13	5-8	7	4	13
Marsh	1-2	4-4	3	1	6
Frost	6-10	1-5	8	2	13
McCray	0-0	0-0	0	2	0
Webb	1-3	1-1	2	1	3
Littlejohn	0-1	0-0	1	0	0
Tuggle	0-0	0-0	0	0	0
McGhee	0-0	0-0	0	0	0
Team			6		
Totals	26-67	15-24	47	21	67

Site: Austin, Texas. Attendance: 9,823. Halftime: Tennessee 33, Louisiana Tech 24. Officials: June Courteau, Patty Broderick. Semifinals: Tennessee 74, Long Beach State 64; Louisiana Tech 79, Texas 75.

1989 National Champions



It was a battle of Southeastern Conference powerhouses – Tennessee versus Auburn for all the marbles.

The Lady Vols looked to regain the national title they earned in 1987. Although they were up against a Lady Tiger team that had made its second straight national championship final, Tennessee took home its second NCAA championship in three years with a 76-60 win.

Playing in her triumphant final game, All-America forward Bridgette Gordon treated the 9,758 spectators to a spectacular 27-point performance, tying a championship-game record. She also collected 11 boards on the way to most outstanding player honors.

Gordon's seven first-half baskets helped the Lady Vols to a 35-27 halftime lead. Auburn was able to stay close, cutting the score to 50-47. But after a timeout, the Lady Vols went on a 13-4 run to put the game out of reach. The keys to the victory were the battle of the boards, where Tennessee outrebounded Auburn 45-30, and the free throw line, where Tennessee shot 20-26, while Auburn was 8-12.

Sheila Frost joined Gordon on the All-Championship team. Playing in her final game at Tennessee, Frost had six points and 12 boards. Also coming up big for the Lady Vols in the final was Dena Head, with 19 points.

TITLE GAME STATISTICS

Auburn	FG- FGA	FT- FTA	REB	PF	TP
McGilberry	0-2	0-1	4	2	0
Scruggs	2-9	2-3	0	4	6
Orr	8-15	0-0	11	1	16
Jones	5-10	2-2	4	3	12
Bolton	5-11	0-0	6	4	10
Godby	5-11	3-4	3	4	13
Tremittiere	1-1	0-0	1	2	2
Stevenson	0-1	1-2	0	2	1
Mago	0-0	0-0	0	0	0
Thompson	0-0	0-0	1	2	0
Ciampi	0-0	0-0	0	0	0
Team			0		
Totals	26-60	8-12	30	24	60
Tennessee	FG- FGA	FT- FTA	REB	PF	TP
Gordon	11-21	5-6	11	3	27
McGhee	1-3	1-2	4	0	3
Frost	2-8	2-3	12	4	6
Head	6-12	7-9	3	4	19
McCray	2-10	2-2	6	1	6
Charles	5-7	3-4	7	2	13
Scott	1-4	0-0	1	0	2
Casteel	0-0	0-0	0	0	0
Hawhee	0-0	0-0	0	0	0
Clark	0-1	0-0	0	0	0
Team			1		
Totals	28-66	20-26	45	14	76

Site: Tacoma, Wash. Attendance: 9,758. Halftime: Tennessee 35, Auburn 27. Officials: Patty Broderick, June Courteau. Semifinals: Auburn 76, Louisiana Tech 71; Tennessee 77, Maryland 65.



1991 National Champions



Vindication was finally Tennessee's in the 1991 NCAA women's final, as the Lady Vols downed a talented Virginia Cavalier club, 70-67, in the first NCAA Final Four overtime title game. Virginia had eliminated Tennessee before it could reach the 1990 Women's Final Four – which just happened to be held in Knoxville. But the Lady Vols took New Orleans and their third NCAA title in five years.

The first half was tight, with Tennessee holding a paper-thin 27-26 advantage at the intermission. But the Lady Vols opened up a small lead in the second half. Small lead; small comfort.

Virginia's Dawn Staley, who was named the most outstanding player, led the Virginia comeback to tie the game at 60 at the end of regulation. But the overtime belonged to Tennessee and Dena Head, who scored a championship record 28 points in the final.

Wade Trophy winner Daedra Charles added 19 points and 12 boards for Tennessee and joined Head on the All-Championship Team. Tennessee's effort was also aided by the play of Lisa Harrison, who poured in eight points and 13 boards.


With the victory, the Lady Volunteers kept their streak of odd-year championships going. Tennessee also won national titles in 1987 and 1989.

TITLE GAME STATISTICS

Virginia	FG-FGA	FT-FTA	REB	PF	TP
Evans	0-0	0-0	0	1	0
Ward	0-0	1-2	1	0	1
Wagener	1-1	0-1	6	3	2
Cardoza	4-11	2-2	1	5	11
Staley	11-26	3-4	11	5	28
Burge, Hea.	5-11	0-3	11	4	10
Reiss	3-12	1-4	1	2	7
Burge, Hei.	4-5	0-1	6	5	8
Smith	0-0	0-2	5	2	0
Team			3		
Totals	28-66	7-19	45	27	67
Tennessee	FG-FGA	FT-FTA	REB	PF	TP
Adams	0-7	2-4	2	3	2
Clark	0-1	0-0	0	0	0
Head	9-17	10-14	9	3	28
Evans	3-5	1-3	2	5	7
Harrison	3-10	2-3	13	3	8
Charles	7-13	5-7	12	5	19
Caldwell	1-1	0-1	3	2	2
Casteel	1-7	2-3	5	2	4
Team			3		
Totals	24-61	22-35	49	23	70

Site: New Orleans, La. Attendance: 7,865. Halftime: Tennessee 27, Virginia 26. Three-point goals: Virginia 4-8 (Staley 3-5, Cardoza 1-2, Reiss 0-1); Tennessee 0-3 (Adams 0-3). Officials: Patti Broderick, Lou Pitt. Semifinals: Virginia 61, Connecticut 55; Tennessee 68, Stanford 60.

1996 National Champions



It seemed only fitting that the Lady Vols would win another NCAA crown in the "Queen City" of Charlotte, N.C. And it was equally fitting that the Lady Vols' fourth NCAA title would come over a fierce SEC rival in the Georgia Lady Bulldogs, 83-65.

After the emotionally draining overtime win versus Connecticut, the skeptics wondered if UT would have enough emotional energy left for the title game. They did...and then some. Although Georgia held a modest three point lead early in the game and led by two with 14:11 to go in the first half, it would be their only lead in the title contest. UT senior Latina Davis put the handcuffs on Player of the Year Saudia Roundtree in the first half as the Lady Vols grabbed an early nine point lead, 28-19 with 7:36 to go in the first half. Georgia recovered to trail by just five at the half, 42-37.

In the first three minutes of the second half, UT took off and never looked back. Abby Conklin's trey (her first of four) with 14:55 left gave UT a 16-point lead, 57-41. Davis upped the ante to a 21 point lead with 2:25 showing, 81-60. The celebrating started early as the Final Four MVP, Michelle Marciniak, and All-Tournament Team members Chamique Holdsclaw and Tiffani Johnson left the game to wildly cheering fans. Davis, who held Roundtree to 17 points below her average, was UT's quiet heroine.

On the night, Holdsclaw and Johnson tallied 16 points to lead UT, while Conklin added 14 points, Pashen Thompson a dozen, and Marciniak 10 in the final game of her career.


TITLE GAME STATISTICS

Georgia	FG-FGA	FT-FTA	REB	PF	TP
Frett	10-18	4-4	16	1	25
Irwin	1-3	0-0	2	0	3
Roundtree	3-14	1-2	5	1	8
Powell	0-1	0-0	0	1	0
Antorskov	0-0	0-0	0	2	0
Thompson	0-0	0-0	1	0	0
Taylor	0-1	0-0	1	0	0
Holland	4-12	1-1	1	4	11
Bush	1-4	0-0	2	4	2
Henderson	8-15	0-1	7	4	16
Walker	0-1	0-0	2	0	0
Decker	0-2	0-0	2	4	0
Walls	0-0	0-0	0	1	0
Team			0		
Totals	27-71	6-8	39	22	65
Tennessee	FG-FGA	FT-FTA	REB	PF	TP
Marciniak	5-13	0-1	4	1	10
Johnson	7-10	2-2	5	2	16
Davis	2-10	4-8	7	2	8
Smallwood	0-0	1-2	1	0	1
Milligan	0-1	0-0	0	0	0
Greene	0-1	0-0	0	0	0
Jolly	1-1	0-1	0	2	2
Holdsclaw	6-16	4-5	14	0	16
Laxton	2-7	0-0	3	1	4
Thompson	4-6	4-6	11	3	12
Conklin	5-8	0-0	4	2	14
Team			5		
Totals	32-73	15-25	54	13	83

Site: Charlotte, N.C. Attendance: 23,921. Halftime: Tennessee 42, Georgia 37. Three-point field goals: Georgia 5-24 (Frett 1-1, Irwin 1-3, Roundtree 1-7, Powell 0-1, Taylor 0-1, Holland 2-8, Bush 0-2, Decker 0-1); Tennessee 4-9 (Marciniak 0-2, Johnson 0-1, Davis 0-1, Conklin 4-5). Officials: Sally Bell, Dee Kantner, Violet Palmer. Semifinals: Georgia 86, Stanford 76; Tennessee 88, Connecticut 83 (OT).



1997 National Champions



No team had ever won the NCAA championship coming in with more than six losses. But proving that it's wise to save your best for last, Tennessee took its fifth NCAA championship and second straight title with a 68-59 win over Old Dominion despite entering the tournament with a 23-10 record.

"Of all our runs to a championship, this one is really the most unexpected," said coach Pat Summitt. "It came from a team with tremendous heart and desire."

Tennessee took control quickly at the start of the title game, jumping out to a 20-8 lead. By halftime, the Lady Vols still had a comfortable lead, 34-22.

In the second half, Old Dominion clawed its way back, taking its first lead at 44-43 with 9:06 left in the game. The Lady Monarchs extended the lead to two, 49-47, before Chamique Holdsclaw led the Lady Vols on a 12-2 run to put the game away for Tennessee.

Holdsclaw was a unanimous choice as the most outstanding player, as she poured in 24 points and seven rebounds. Six of her points came during the decisive run at the end of the game. Joining Holdsclaw on the All-Championship team was Kellie Jolly, who only scored five points, but set a championship record with 11 assists in the final game and a Final Four record with 20.

With the win, the Lady Vols earned their fifth national title, played in their seventh championship game and became only the second team to win consecutive championships. (Southern Cal., 1983 and 1984).

TITLE GAME STATISTICS

Old Dominion	FG-FGA	FT-FTA	REB	PF	TP
Andrade	2-7	0-0	0	5	4
Machanguana	7-13	2-2	10	5	16
Roberts	6-8	1-2	9	2	13
Himes	0-1	0-0	0	0	0
Penicheiro	4-13	2-2	6	2	10
Eller	2-4	0-0	3	0	5
Eblin	3-11	2-4	1	0	11
Small	0-0	0-0	3	1	0
Diaz	0-5	0-0	0	1	0
Bradley	0-0	0-0	0	0	0
Team			2		
Totals	24-62	7-10	34	16	59
Tennessee	FG-FGA	FT-FTA	REB	PF	TP
Johnson	4-4	0-0	3	2	8
Holdsclaw	11-20	2-3	7	2	24
Thompson	4-4	0-3	6	2	8
Elzy	1-3	0-1	3	2	2
Jolly	1-5	2-2	0	2	5
Butts	4-7	0-0	2	0	8
Milligan	0-0	0-0	0	0	0
Greene	0-1	1-2	1	0	1
Laxton	0-0	0-0	0	0	0
Stephens	0-0	0-0	0	1	0
Conklin	4-5	2-2	1	2	12
Team			6		
Totals	29-49	7-13	29	13	68

Site: Cincinnati, OH; Attendance: 16,714. Halftime: Tennessee 34, Old Dominion 22. Three-point field goals: Old Dominion 4-18 (Eller 1-2, Eblin 3-10, Penicheiro 0-1, Diaz 0-2, Andrade 0-3); Tennessee 3-5 (Conklin 2-2, Jolly 1-3). Officials: Dee Kantner, Violet Palmer, Yvette McKinney. Semifinals: Old Dominion 83, Stanford 82; Tennessee 80, Notre Dame 66.

1998 National Champions



The 1998 Tennessee Lady Vols will be remembered as history-makers. A perfect 39-0 record and the most wins ever in women's collegiate basketball... an NCAA unprecedented three consecutive titles... and the systematic blowout night-after-night of the opposition.

When the team finally reached the NCAA title game against a dear old rival in Louisiana Tech, the contest started out tight with UT taking an 8-6 lead. Then "the greatest team ever to play the game," according to Louisiana Tech head coach Leon Barmore, exploded out to a 34-11 run over the next seven minutes. The points were coming in bunches to the tune of 63% field goal accuracy as these Lady Vols were on a mission.

By the halftime break, Tennessee led 55-32 and had registered an NCAA record for the most points scored in a half at the Final Four. Leading the way for UT in game 39 were the Three Meeks - MVP Chamique Holdsclaw, Tamika Catchings and Semeka Randall - who collectively tallied 62 points and 25 rebounds in the Lady Vols' 93-75 victory.

Holdsclaw, who scored 25 points and grabbed 10 rebounds, won the top player honors in the final game. She was joined on the All-Tournament Team by Catchings, who recorded 27 points in her first title game, and an honorary "Meek", Kellie Jolly, who added a career-high 20 points.

With the win, the Lady Vols earned their sixth national title, played in their eighth championship game and became the first team to win three consecutive NCAA titles.

TITLE GAME STATISTICS

Louisiana Tech	FG-FGA	FT-FTA	REB	PF	TP
Maxwell	7-12	0-0	8	3	15
Wilson	2-6	0-0	5	4	4
Burras	9-16	1-5	10	3	19
Stallworth	0-6	2-2	1	0	2
Jackson	11-25	0-0	4	2	26
Cochran	0-0	0-0	0	0	0
Scheppmann	1-5	0-0	0	2	3
Gilmore	0-0	2-2	1	0	2
Bowman	2-3	0-1	0	2	4
Team			5		
Totals	32-73	5-10	34	16	75
Tennessee	FG-FGA	FT-FTA	REB	PF	TP
Catchings	8-16	11-13	7	3	27
Holdsclaw	11-25	3-4	10	0	25
Stephens	0-2	0-0	2	2	0
Randall	4-9	2-4	8	2	10
Jolly	7-10	2-2	4	2	20
Butts	1-1	0-0	1	0	2
Milligan	0-0	0-0	0	0	0
Greene	0-1	1-2	0	0	1
Laxton	0-0	0-0	1	0	0
Elzy	0-1	0-0	0	0	0
Clement	3-4	0-0	1	1	6
Geter	1-1	1-2	7	3	3
Team			6		
Totals	35-69	19-25	47	13	93

Site: Kansas City, Mo; Attendance: 17,976. Halftime: Tennessee 55, Louisiana Tech 32. Three-point field goals: Louisiana Tech 6-18 (Jackson 4-12, Maxwell 1-3, Scheppmann 1-2, Stallworth 0-1); Tennessee 4-9 (Jolly 4-5, Catchings 0-4). Officials: Sally Bell, Bob Trammell, Wesley Dean. Semifinals: Tennessee 86, Arkansas 58; Louisiana Tech 84, N.C. State 65.



IN THIS SECTION

This is the SEC 104-105

2006 SEC Stats 106

SEC Composite Schedule 107

UT's SEC History 108-111

UT's SEC Honorees 112-113

UT & Opponent SEC Tournament Records 114



2006-07 SOUTHEASTERN CONFERENCE

2006-07 SEC TELEVISION SCHEDULE

NOVEMBER

12 Georgia vs. Rutgers (State Farm Tip-off)	1:00 p.m.	ESPN2
12 Kentucky vs. Wake Forest/Indiana (WSF Tournament)	1:00 p.m.	BBSN
16 UL-Lafayette @ LSU	8:00 p.m.	CST
16 UCLA @ Tennessee	7:00 p.m.	CSS
19 Tennessee @ Arizona State	2:00 p.m.	FSN
24 Florida @ Florida State	4:00 p.m.	SUN
26 Stanford @ Georgia	3:00 p.m.	FSN
26 Middle Tennessee @ Tennessee	3:00 p.m.	LOCAL
28 Tennessee @ Louisiana Tech	8:00 p.m.	LOCAL

DECEMBER

3 Tennessee @ North Carolina	8:00 p.m.	ESPN
3 Clemson @ Vanderbilt	5:00 p.m.	ESPN2
8 Florida @ TCU	9:00 p.m.	MNT
8 Alabama State @ Kentucky	7:00 p.m.	BBSN
10 Ohio State @ LSU	3:00 p.m.	CST
17 Tennessee @ Texas	1:30 p.m.	RSN
22 Tennessee @ Old Dominion	5:00 p.m.	ESPN2
29 Florida vs. Nebraska/NC State (State Farm Classic)	7:00 p.m.	SUN
30 LSU vs. Louisiana Tech (Katrina Relief Classic)	8:00 p.m.	CST
30 Notre Dame vs. Tennessee	2:00 p.m.	CSS

JANUARY

2 Texas-PA @ Kentucky	7:00 p.m.	BBSN
2 Temple @ Florida	3:30 p.m.	SUN
3 Alabama @ Tennessee	7:00 p.m.	CSS
4 Ole Miss @ Auburn	8:00 p.m.	RSN
4 South Carolina @ Kentucky	7:00 p.m.	BBSN
6 Kentucky @ Ohio State	Noon	CBS
6 Tennessee @ Uconn	4:00 p.m.	CBS
7 Vanderbilt @ Ole Miss	2:30 p.m.	RSN
7 Georgia @ LSU	3:00 p.m.	CST-TD
11 Georgia @ Mississippi State	7:00 p.m.	CSS
11 Kentucky @ Alabama	9:00 p.m.	RSN
14 Tennessee @ Georgia	1:00 p.m.	FSN
14 Florida @ Vanderbilt	3:00 p.m.	CSS
18 South Carolina @ Ole Miss	8:00 p.m.	RSN
21 Georgia vs. Florida State (Russell Shootout)	12:30 p.m.	RSN
21 Georgia Tech vs. Vanderbilt (Russell Shootout)	3:00 p.m.	RSN
22 Duke @ Tennessee	7:00 p.m.	ESPN2
25 Tennessee @ Vanderbilt	7:00 p.m.	FSN
25 Arkansas @ LSU	8:00 p.m.	CST-TD
28 Georgia @ Florida	4:30 p.m.	SUN
28 Tennessee @ Alabama	3:00 p.m.	CSS

FEBRUARY

1 LSU @ Georgia	7:00 p.m.	RSN
1 Arkansas @ Mississippi State	9:00 p.m.	RSN
4 Florida @ Kentucky	Noon	RSN
5 Georgia @ Tennessee	7:00 p.m.	ESPN2
8 South Carolina @ Arkansas	7:00 p.m.	RSN
8 Florida @ LSU	9:00 p.m.	RSN
8 Tennessee @ Auburn	8:00 p.m.	CSS
11 Uconn @ LSU	3:00 p.m.	ESPN2
11 Kentucky @ Tennessee	5:30 p.m.	ESPN2
11 Mississippi State @ Florida	3:00 p.m.	SUN
15 Georgia @ Kentucky	7:00 p.m.	RSN
15 Ole Miss @ Tennessee	7:00 p.m.	CSS
18 Georgia @ Auburn	4:00 p.m.	RSN
18 Arkansas @ Kentucky	Noon	BBSN
19 Tennessee @ LSU	7:00 p.m.	ESPN2
22 Mississippi State @ Alabama	7:00 p.m.	RSN
22 LSU @ Vanderbilt	9:00 p.m.	RSN
25 Vanderbilt @ Tennessee	1:00 p.m.	FSN
25 Alabama @ LSU	3:00 p.m.	CST-TD

MARCH

1 SEC Tournament Game 1	1:00 p.m.	RSN
1 SEC Tournament Game 2	3:30 p.m.	RSN
1 SEC Tournament Game 3	7:00 p.m.	RSN
1 SEC Tournament Game 4	9:30 p.m.	RSN
2 SEC Tournament Game 5	1:00 p.m.	RSN
2 SEC Tournament Game 6	3:30 p.m.	RSN
2 SEC Tournament Game 7	7:00 p.m.	RSN
2 SEC Tournament Game 8	9:30 p.m.	RSN
3 SEC Tournament Game 9	6:45 p.m.	RSN
3 SEC Tournament Game 10	9:15 p.m.	RSN
4 SEC Championship (Duluth, Ga.)	7:30 p.m.	ESPN2

RSN-FSN South, FSN Southwest, Sun Sports; FSN-FSN National; BBSN-Big Blue Sports Network (Ky.); CST-Cox Sports Television (La.); CSS-Comcast Sports Southeast; SUN-Sun Sports (Fla.); LOCAL - Ch. 8 in Knoxville/Ch. 17 in Nashville.

MEDIA RELATIONS STAFF



Charles Bloom
Associate Commissioner



DeWayne Peavy
Associate Director



Tammy Wilson
Associate Director



Chuck Dunlap
Assistant Director

SEC OFFICE:

Commissioner: Mike Slive

2201 Richard Arrington Blvd. North • Birmingham, Ala. 35203-1103

Main Phone: (205) 458-3000 • SEC Media Relations: (205) 458-3010 • Fax: (205) 458-3030

SEC QUICK FACTS

Founded:
1933



Members (12):

Alabama	Louisiana State
Arkansas	Mississippi
Auburn	Mississippi State
Florida	South Carolina
Georgia	Tennessee
Kentucky	Vanderbilt

SEC WOMEN'S BASKETBALL CONTACT: The SEC contact for women's basketball is Tammy Wilson. Any questions concerning conference matters should be addressed to Tammy at the SEC office. She can be reached at 205-458-3010.

2006-07 WOMEN'S BASKETBALL TELECONFERENCE SCHEDULE

Dates: Jan. 5 and Feb. 2

Format: The 12 SEC women's head basketball coaches are scheduled to participate in two teleconferences during the conference season. They are scheduled for Jan. 5 and Feb. 2. The SEC Women's Basketball Tournament teleconference will take place Monday, February 26, at 2 p.m. ET. The coaches will appear in alphabetical order by school for seven minutes each. The NCAA Tournament teleconference is set for Tuesday, March 13, at 11 a.m. ET. It will feature coaches from all SEC teams participating in the NCAA Tournament.

SEC ON THE WEB: For all you need to know about the Southeastern Conference and its member schools, access the SEC Web Page at www.secsports.com. The site contains team information, scores, conference standings and statistics, awards recipients, history and records, feature stories, chat rooms, television information on conference events, details about tickets to SEC events, SEC merchandise and much, much more.

PLAYER OF THE WEEK: The SEC will name a Player of the Week each week throughout the regular season. Each week's selection will be released on Monday afternoon for Tuesday morning publication and will also be announced in the league's weekly release. The league women's basketball sports information directors make nominations for the award each week.

SEC HISTORY: The Southeastern Conference was formed Dec. 8-9, 1932, and included 13 schools at the time: Alabama, Auburn, Florida, Georgia, Georgia Tech, Kentucky, LSU, Ole Miss, Mississippi State, Sewanee, Tennessee, Tulane, and Vanderbilt.

The league's first president was Frank L. McVey of Kentucky. Due to the continually increasing amount of work administering the league, the office of Commissioner was established by its member institutions in 1940. Former Mississippi governor Martin Conner was named as the first commissioner, a post he held until 1948. Following Conner were Bernie Moore (1948-66), A.M. Coleman (1966-72), Dr. Boyd McWhorter (1972-86), Dr. Harvey Schiller (1986-90), and Roy Kramer (1990-2002). Mike Slive is currently Commissioner of the Southeastern Conference and its 12 member institutions.

The first SEC champions were crowned in 1933 in baseball, basketball, football and outdoor track. Cross-country, golf, swimming, tennis and indoor track were added later. The SEC began recognizing women's championships during the 1979-80 academic year. The conference office officially took over regulation of women's athletics on September 1, 1984.

The SEC currently regulates nine men's sports and eleven women's sports. Baseball, basketball, football, golf, swimming and diving, tennis and track (indoor, outdoor, and cross country) are currently sanctioned for men. The women's sports are basketball, golf, gymnastics, soccer, softball, swimming and diving, tennis, track (indoor, outdoor, and cross country) and volleyball.



Jill Rankin Schneider (waving) was honored as an all-time "SEC GREAT" at the 2004 SEC Tournament.



2006-07 SOUTHEASTERN CONFERENCE



With six national championships, ten runner-up finishes, a nation-leading 30 Final Four appearances and 114 first-team All-America honorees, the SOUTHEASTERN CONFERENCE stands firmly as the nation's premier intercollegiate women's basketball conference.

SEC By The Numbers

The SEC has posted impressive non-conference records in the last decade. The SEC compiled a 129-48 (.728) non-conference record during the 2005-06 season. Since the 1990 season, the SEC has compiled a 2,307-641 (.783) record against other conferences. The league has recorded 150+ wins during seven seasons and had never recorded a non-conference winning percentage below .746.

SEC teams have earned appearances in 23 of 25 NCAA Final Fours, an accomplishment unmatched by any other league. Overall, SEC squads have filled 30 of the 100 Final Four berths, including having two Final Four teams in 1988 (Auburn, Tennessee), 1989 (Auburn, Tennessee), 1995 (Georgia, Tennessee), 1996 (Georgia, Tennessee), 1998 (Arkansas, Tennessee), 2004 (LSU, Tennessee) and 2005 (LSU, Tennessee).

SEC teams have made 16 appearances in a nation-high 14 NCAA Championship games, winning six national championships (Tennessee: 1987, 1989, 1991, 1996, 1997 and 1998). The league had the distinction of providing both national finalists twice in its history in 1996 (Tennessee 83, Georgia 65) and in 1989 (Tennessee 76, Auburn 60).

SEC teams have won 283 NCAA Tournament games against 147 losses (.658) for an average of 11.3 NCAA wins per year. In addition, all 12 current members have appeared in the NCAA Tournament.

The SEC has paced the pack in NCAA tournament bids 21 times in its 25-year history. The SEC was the first league ever to have eight teams invited to the NCAA Tournament, doing it in 1999 and 2002.

The SEC was also the first league ever to have seven teams invited to the NCAA Tournament and earned this honor a leading seven times (1986, 1991, 1995, 1996, 1997, 2003, 2004).

In 2003, Auburn won the WNIT title with wins over South Alabama, Florida State, Richmond, Creighton and Baylor. It was the second WNIT Championship for the SEC. In 1999, the Arkansas Lady Razorbacks defeated Wisconsin, 76-64, to claim the SEC's first Women's NIT championship.

NCAA Numbers Do The Talking

In the 25-year history of the NCAA Women's Basketball Tournament (since 1982), no league has posted more appearances, wins or titles than the SEC.

The following lists (to the right) were derived and updated from the NCAA Final Four Record Book through the 2005-06 season, using actual conference membership.

NCAA Numbers

NCAA Appearances

(active conferences only)

SEC	153
ACC	110
Big Ten	100
Pac-10	79
BIG EAST	78
Atlantic 10	58
Big 12	57
Sun Belt	40
C-USA	39
MVC	34

NCAA Titles

(using actual conference membership)

SEC	6
BIG EAST	6
ACC	2
Pac-10	2
Southwestern	2
Western Collegiate	2
American South	1
Independents	1
Sun Belt	1
Big Ten	1
Big 12	1

NCAA Tournament Wins

SEC	283
ACC	155
BIG EAST	126
Big Ten	123
Pac-10	96
Big 12	79
Sun Belt	63
Atlantic 10	45
Independents	32

NCAA Final Four Appearances

SEC	30
ACC	13
Big East	10
Big Ten	8
Sun Belt	8
Independents	6
Pac-10	6
Big 12	3
Colonial	1

SEC Year-By-Year NCAA Participation

1982:	5
1983:	5
1984:	5
1985:	4
1986:	7
1987:	6
1988:	6
1989:	6
1990:	6
1991:	7
1992:	4
1993:	6
1994:	6
1995:	7
1996:	7
1997:	7
1998:	6
1999:	8
2000:	6
2001:	6
2002:	8
2003:	7
2004:	7
2005:	5
2006:	6

SOUTHEASTERN CONFERENCE SERIES-BY-SERIES RECORDS

(through 2005-06 season)

	AL	AK	AU	UF	UGA	UK	LSU	OM	MSU	USC	UT	VU
Alabama	—	12-10	29-33	26-17	9-24	15-16	16-25	15-26	33-8	14-9	2-37	11-20
Arkansas	10-12	—	8-12	5-14	3-19	12-8	9-19	7-17	13-8	14-5	1-16	5-13
Auburn	33-30	12-8	—	28-13	12-20	23-9	26-12	24-19	27-12	17-10	8-30	17-16
Florida	17-26	14-5	13-28	—	10-38	20-17	9-19	13-11	15-16	14-6	2-34	18-23
Georgia	24-9	19-3	20-12	37-10	—	27-9	18-13	24-9	20-10	25-4	14-35	28-17
Kentucky	16-16	8-12	9-22	17-20	9-27	—	7-21	8-18	15-15	22-14	6-40	12-23
LSU	25-16	19-9	12-26	19-9	13-18	22-7	—	21-18	35-4	15-3	9-34	14-16
Mississippi	26-16	17-7	19-24	11-13	9-24	18-8	18-21	—	57-13	13-9	7-29	12-21
Mississippi St.	8-33	8-13	12-27	16-15	10-20	15-15	4-35	13-57	—	11-8	0-25	11-27
South Carolina	9-14	5-14	10-17	6-14	4-25	14-22	3-15	10-12	8-11	—	1-34	5-16
TENNESSEE	37-2	16-1	30-8	34-2	36-14	40-6	34-9	29-7	25-0	36-2	—	47-6
Vanderbilt	20-11	13-5	16-17	23-18	17-28	23-12	16-14	21-12	27-11	16-5	6-46	—

*Series records appear as represented by each respective school's media guide.



2006 FINAL SEC WOMEN'S BASKETBALL STATISTICS

TEAM STATISTICS

STANDINGS				
TEAM	SEC	PCT.	ALL	PCT.
LSU	13-1	.929	31-4	.886
Tennessee	11-3	.786	31-5	.861
Georgia	10-4	.714	23-9	.719
Kentucky	9-5	.643	22-9	.710
Florida	8-6	.571	21-9	.700
Vanderbilt	8-6	.571	21-11	.686
South Carolina	7-7	.500	17-12	.586
Ole Miss	5-9	.357	17-14	.548
Arkansas	5-9	.357	13-15	.464
Auburn	4-10	.286	14-15	.483
Alabama	3-11	.214	9-19	.321
Mississippi St.	1-13	.071	6-22	.214

SCORING OFFENSE

TEAM	G	PTS	AVG/G
Georgia	32	2554	79.8
Tennessee	36	2819	78.3
LSU	35	2595	74.1
Ole Miss	31	2222	71.7
Florida	30	2119	70.6
Vanderbilt	32	2239	70.0
South Carolina	29	2002	69.0
Kentucky	31	2135	68.9
Arkansas	28	1846	65.9
Auburn	29	1845	63.6
Alabama	28	1696	60.6
Mississippi St.	28	1589	56.8

SCORING DEFENSE

TEAM	G	PTS	AVG/G
LSU	35	1866	53.3
South Carolina	29	1648	56.8
Auburn	29	1696	58.5
Tennessee	36	2197	61.0
Vanderbilt	32	1954	61.1
Kentucky	31	1919	61.9
Georgia	32	2051	64.1
Arkansas	28	1808	64.6
Mississippi St.	28	1872	66.9
Florida	30	2020	67.3
Alabama	28	1904	68.0
Ole Miss	31	2113	68.2

FIELD GOAL PERCENTAGE

TEAM	G	FGM	FGA	PCT
LSU	35	1020	2090	.488
Vanderbilt	32	823	1718	.479
Tennessee	36	1005	2133	.471
Georgia	32	942	2013	.468
South Carolina	29	768	1706	.450
Auburn	29	696	1576	.442
Kentucky	31	774	1834	.422
Florida	30	756	1844	.410
Alabama	28	599	1466	.409
Ole Miss	31	799	2051	.390
Arkansas	28	689	1832	.376
Mississippi St.	28	587	1594	.368

OPPONENTS' FIELD GOAL PCT.

TEAM	G	FGM	FGA	PCT
South Carolina	29	567	1635	.347
LSU	35	722	2021	.357
Auburn	29	613	1711	.358
Kentucky	31	702	1836	.382
Tennessee	36	799	2002	.399
Vanderbilt	32	727	1797	.405
Mississippi St.	28	682	1671	.408
Ole Miss	31	760	1822	.417
Alabama	28	685	1639	.418
Georgia	32	764	1822	.419
Florida	30	759	1803	.421
Arkansas	28	679	1567	.433

SCORING MARGIN

TEAM	G	OFF	DEF	MARGIN
LSU	35	74.1	53.3	+20.8
Tennessee	36	78.3	61.0	+17.3
Georgia	32	79.8	64.1	+15.7
South Carolina	29	69.0	56.8	+12.2
Vanderbilt	32	70.0	61.1	+8.9
Kentucky	31	68.9	61.9	+7.0
Auburn	29	63.6	58.5	+5.1
Ole Miss	31	71.7	68.2	+3.5
Florida	30	70.6	67.3	+3.3
Arkansas	28	65.9	64.6	+1.4
Alabama	28	60.6	68.0	-7.4
Mississippi St.	28	56.8	66.9	-10.1

3-POINT FIELD GOAL PCT.

TEAM	G	FGM	FGA	PCT
Georgia	32	228	581	.392
Tennessee	36	220	565	.389
Vanderbilt	32	187	481	.389
Kentucky	31	149	433	.344
Arkansas	28	200	592	.338
LSU	35	81	251	.323
Auburn	29	101	319	.317
Florida	30	162	527	.307
Ole Miss	31	151	505	.299
Alabama	28	94	323	.291
South Carolina	29	97	353	.275
Mississippi St.	28	106	409	.259

FREE THROW PCT.

TEAM	G	FTM	FTA	PCT
Georgia	32	442	566	.781
Vanderbilt	32	406	531	.765
Florida	30	445	594	.749
Tennessee	36	589	796	.740
Kentucky	31	438	636	.689
LSU	35	474	691	.686
Arkansas	28	268	404	.663
Auburn	29	352	532	.662
South Carolina	29	369	566	.652
Ole Miss	31	473	741	.638
Alabama	28	404	643	.628
Mississippi St.	28	309	506	.611

REBOUNDING MARGIN

TEAM	G	TEAM	AVG	OPP	AVG	MARGIN
South Carolina	29	1221	42.1	981	33.8	+8.3
Tennessee	36	1418	39.4	1124	31.2	+8.2
LSU	35	1397	39.9	1131	32.3	+7.6
Kentucky	31	1284	41.4	1073	34.6	+6.8
Alabama	28	1114	39.8	938	33.5	+6.3
Auburn	29	1094	37.7	1046	36.1	+1.7
Georgia	32	1150	35.9	1127	35.2	+0.7
Vanderbilt	32	1059	33.1	1038	32.4	+0.7
Ole Miss	31	1295	41.8	1279	41.3	+0.5
Florida	30	1130	37.7	1167	38.9	-1.2
Mississippi St.	28	1049	37.5	1141	40.8	-3.3
Arkansas	28	1029	36.8	1139	40.7	-3.9

ASSISTS

TEAM	G	A	AVG/G
Vanderbilt	32	570	17.81
LSU	35	574	16.40
Georgia	32	524	16.38
Arkansas	28	454	16.21
Tennessee	36	554	15.39
South Carolina	29	436	15.03
Auburn	29	414	14.28
Kentucky	31	424	13.68
Florida	30	398	13.27
Mississippi St.	28	322	11.50
Ole Miss	31	352	11.35
Alabama	28	305	10.89

STEALS

TEAM	G	S	AVG/G
Georgia	32	371	11.59
Ole Miss	31	341	11.00
LSU	35	379	10.83
South Carolina	29	308	10.62
Florida	30	302	10.07
Arkansas	28	265	9.46
Tennessee	36	323	8.97
Mississippi St.	28	245	8.75
Vanderbilt	32	262	8.19
Auburn	29	230	7.93
Alabama	28	211	7.54
Kentucky	31	195	6.29

BLOCKED SHOTS

TEAM	G	B	AVG/G
Auburn	29	207	7.14
South Carolina	29	193	6.66
Tennessee	36	202	5.61
LSU	35	158	4.51
Kentucky	31	135	4.35
Alabama	28	95	3.39
Mississippi St.	28	90	3.21
Arkansas	28	79	2.82
Florida	30	76	2.53
Ole Miss	31	76	2.45
Vanderbilt	32	76	2.38
Georgia	32	57	1.78

INDIVIDUAL BASKETBALL STATISTICS

POINTS

PLAYER-TEAM	G	FG	3FG	FT	PTS	AVG/G
Seimone Augustus-LS	35	334	18	109	795	22.7
Tasha Humphrey-UG	31	223	30	148	624	20.1
Sherill Baker-UG	32	242	4	110	598	18.7
Armintie Price-UM	31	191	5	161	548	17.7
Candace Parker-UT	36	230	3	159	622	17.3
Sylvia Fowles-LS	35	215	0	127	557	15.9
Shanna Zolman-UT	36	183	103	85	554	15.4
Dalila Eshe-UF	30	143	20	121	427	14.2
Sha Brooks-JF	30	138	61	75	412	13.7
DeWanna Bonner-AU	29	135	27	94	391	13.5

REBOUNDS

PLAYER-TEAM	G	OFF	DEF	TOT	AVG/G
Sylvia Fowles-LS	35	131	276	407	11.6
Armintie Price-UM	31	106	193	299	9.6
Tasha Humphrey-UG	31	111	172	283	9.1
Jennifer Humphrey-UK	31	100	164	264	8.5
Dee Merriweather-UA	28	111	127	238	8.5
Candace Parker-UT	36	82	216	298	8.3
Dalila Eshe-UF	30	71	142	213	7.1
Brittany Davis-UF	30	91	121	212	7.1
Eleia Roddy-UK	31	75	132	207	6.7
Harriet Barnes-UA	27	70	109	179	6.6

FIELD GOAL PCT.

PLAYER-TEAM	G	FGM	FGA	PCT
Liz Sherwood-VU	32	172	268	.642
Sylvia Fowles-LS	35	215	354	.607
Nicole Jules-VU	32	103	171	.602
Demetress Adams-SC	29	94	158	.595
Seimone Augustus-LS	35	334	595	.561
KeKe Carrier-AU	29	109	197	.553
Candace Parker-UT	36	230	417	.552
Sarah Elliott-UK	31	149	273	.546
Tye'sha Fluker-UT	36	133	250	.532
Sherill Baker-UG	32	242	457	.530

3-POINT FG PCT.

PLAYER-TEAM	G	FGM	FTA	PCT
Janese Hardrick-UG	32	41	92	.446
Caroline Williams-VU	32	95	214	.444
Sidney Spencer-UT	36	53	122	.434
Shanna Zolman-UT	36	103	238	.433
Cori Chambers-UG	32	78	184	.424
Carly Ormerod-UK	31	49	118	.415
Cherish Stringfield-VU	31	33	85	.388
Jenny Pfeiffer-UK	31	55	146	.377
Kate Mastin-UA	26	44	119	.370
Nitasha Brown-AU	29	50	142	.352

FREE THROW PCT.

PLAYER-TEAM	G	FTM	FTA	PCT
Shanna Zolman-UT	36	85	90	.944
Jenny Pfeiffer-UK	31	94	106	.887
Dalila Eshe-UF	30	121	142	.852
Tasha Humphrey-UG	31	148	177	.836
Carla Thomas-VU	30	91	109	.835
Dee Davis-VU	31	84	103	.816
Sherill Baker-UG	32	110	136	.809
Erica White-LS	34	71	89	.798
Sarah Lowe-UF	28	68	86	.791
Seimone Augustus-LS	35	109	138	.790

STEALS

PLAYER-TEAM	G	S	AVG/G
Sherill Baker-UG	32	149	4.66
Armintie Price-UM	31	104	3.35
Alexis Hornbuckle-UT	29	91	3.14
Melanie Johnson-SC	29	67	2.31
Sha Brooks-UF	30	65	2.17
Dee Davis-VU	31	66	2.13
Sarah Lowe-UF	28	59	2.11
Danielle Santos-UF	30	57	1.90
Sylvia Fowles-LS	35	66	1.89
Janese Hardrick-UG	32	60	1.88

BLOCKED SHOTS

PLAYER-TEAM	G	B	AVG/G
Marita Payne-AU	29	107	3.69
Candace Parker-UT	36	86	2.39
Sylvia Fowles-LS	35	75	2.14
Dee Merriweather-UA	28	51	1.82
KeKe Carrier-AU	29	42	1.45
Nicky Anosike-UT	36	47	1.31
Sarah Elliott-UK	31	40	1.29
Iva Sliskovic-SC	29	37	1.28
Jennifer Humphrey-UK	31	37	1.19
Ilona Burgrova-SC	29	34	1.17
Demetress Adams-SC	29	34	1.17

2006-07 SEC WOMEN'S BASKETBALL COMPOSITE SCHEDULE

NOVEMBER

Samford at Alabama 5 pm
Arkansas at Clemson 6 pm
Auburn at Western Carolina 6 pm
North Florida at Florida 5 pm (ET)
12-Washington State at Kentucky 8 pm (ET)
SE Louisiana at Ole Miss 11 am
Troy at Mississippi State 7 pm

12
Florida at Xavier 6 pm (ET)
9-Georgia vs. Rutgers (ESPN2) 1 pm (ET)
12-Wake Forest/Ind. at Kentucky (BBSN) 1 pm (ET)
15-West Virginia at LSU 2 pm
East Tenn. State at South Carolina 3 pm (ET)
Chattanooga at Tennessee 3 pm (ET)
Vanderbilt at Colorado 2 pm

13
Alabama at Arkansas State TBA
La.-Monroe at Arkansas 7 pm
15-Howard at LSU 7:15 pm

14
15-Virginia Tech at LSU 7:15 pm
Ole Miss at UAB 7 pm
South Carolina at Penn State 7 pm (ET)

15
Alabama State at Auburn 6 pm
NC A&T at Georgia 7 pm (ET)

16
UL-Lafayette at LSU (COX) 7 pm
UCLA at Tennessee (CSS) 7 pm (ET)
Vanderbilt at Western Kentucky 7 pm

17
Tennessee Tech at Alabama 5:30 pm
Arkansas at Lipscomb 7 pm
Winston-Salem State at Auburn 5:30 pm
7-Florida vs. California TBA
Ole Miss at Rice 7 pm
SE Louisiana at Mississippi State 7 pm
N.C. A&T at South Carolina 7 pm (ET)

18
Arkansas at Austin Peay 5:15 pm
7-Florida vs. Pepperdine/Rutgers TBA
Kentucky at Old Dominion 4 pm (ET)
Dartmouth at Vanderbilt TBA

19
SE Louisiana at Alabama 3 pm
Davidson at Georgia 2:30 pm (ET)
LSU at Tulane 5 pm
Rhode Island at Ole Miss 2 pm
Tennessee at Arizona State (FSN) 3 pm (ET)

20
Wichita State at Arkansas 7 pm
Belmont at Mississippi State 7 pm
Clemson at South Carolina 7 pm (ET)
Texas A&M-CC at Vanderbilt 7 pm

21
IUPUI at Florida 5 pm (ET)
Georgia at Georgia Southern 7 pm (ET)
LSU at Baylor 7 pm
Arkansas-Pine Bluff at Ole Miss 7 pm

23
4-Auburn at Paradise Jam TBA

24
1-Alabama at St. Mary's Tourn. TBA
2-Arkansas vs. Denver 7:20 pm
4-Auburn at Paradise Jam TBA
Florida at Florida State (SUN) 4 pm (ET)
13-Kentucky vs. Delaware 8 pm (ET)
16-LSU vs. Eastern Washington 5 pm
18-Ole Miss vs. Northwestern 5 pm
22-Mercer at South Carolina 7 pm (ET)
Stanford at Tennessee 7 pm (ET)
23-Florida Atlantic at Vanderbilt Noon

25
1-Alabama at St. Mary's Tourn. TBA
2-Arkansas vs. Texas Tech/Hawaii TBA
4-Auburn at Paradise Jam TBA
13-Kentucky vs. TBA TBA
16-LSU vs. Tulsa 2 pm

18-Ole Miss vs. Gardner Webb/Md. TBA
22-TBA at South Carolina 5 pm (ET)
23-TBA at Vanderbilt Noon

26
2-Arkansas vs. TBA TBA
Stanford at Georgia (FSN) 3 pm (ET)
Miss. Valley St. at Mississippi State 2 pm
Middle Tenn. (WVLT) at Tennessee 3 pm (ET)

27
Morehead State at Florida 7 pm (ET)
LSU at New Orleans 7 pm

28
Tennessee at Louisiana Tech (WVLT) 8 pm (ET)

29
Chattanooga at Alabama 7 pm
Jacksonville State at Auburn 6 pm
Memphis at Georgia 7 pm (ET)
Detroit at Kentucky 7 pm (ET)
South Carolina at NC State 7 pm (ET)

30
Florida State at Mississippi State 7 pm
Vanderbilt at UAB TBA

DECEMBER

1
Portland State at Arkansas 7 pm
5-Auburn at Nugget Classic TBA
Florida at South Alabama 8 pm (ET)

2
Savannah State at Alabama Noon
5-Auburn at Nugget Classic TBA
Detroit Mercy at LSU 2 pm
Illinois at Ole Miss 2 pm

3
Texas Southern at Arkansas 2 pm
Georgia at Georgia Tech 2 pm (ET)
Kentucky at Louisville 1 pm (ET)
UAB at Mississippi State 2 pm
Fordham at South Carolina 1:30 pm (ET)
Tennessee at North Carolina (ESPN) 8 pm (ET)
Clemson at Vanderbilt (ESPN2) 4 pm

4
McNeese State at Alabama 7 pm

5
Florida at Illinois 8 pm (ET)
UT-Martin at Tennessee 7 pm (ET)

6
Jackson State at Auburn 5:30 pm

7
MTSU at Georgia 7 pm (ET)
Oklahoma at South Carolina TBA
George Washington at Tennessee 7 pm (ET)
Vanderbilt at Duke 6 pm

8
Florida at TCU (MNT) 9 pm (ET)
Alabama St. at Kentucky (BBSN) 7 pm (ET)

9
Alabama at Tulane 2 pm

10
Ohio State at LSU (COX) 2 pm
Penn State at Ole Miss 2 pm
Mississippi State at Southern Miss. 2 pm

12
Ole Miss at Rutgers TBA

13
Southern Methodist at Arkansas 7 pm
Ohio at Auburn 6 pm
Louisiana Tech at Mississippi State 7 pm

15
Georgia at Savannah State 7 pm (ET)

16
Alabama at Louisiana Tech 7 pm
Arkansas at Tulsa 8:30 pm
Auburn at George Washington 1 pm
Mississippi State at Purdue 6 pm

17
TCU at Georgia 2:30 pm (ET)
Arkansas-Pine Bluff at Kentucky 2 pm (ET)
LSU at Michigan State 1 pm
Central Arkansas at Ole Miss 2 pm
Tennessee at Texas (FSN) 1:30 pm (ET)
Vanderbilt at South Florida TBA

18
Birmingham Southern at Alabama 7 pm
Arkansas at Memphis 7 pm
Stetson at Florida 7 pm (ET)

19
Auburn at Maryland-Eastern Shore 6 pm
Mississippi Valley St. at Kentucky 11:30 am (ET)
Grambling at Mississippi State 7 pm

20
Belmont at Alabama 7 pm
3-Arkansas vs. Stephen F. Austin 6 pm
Georgia at George Mason 7 pm (ET)
McNeese State at LSU 2 pm
High Point at South Carolina 6 pm (ET)
West Virginia at Tennessee 7 pm (ET)
23-TBA at Vanderbilt TBA

21
Oakland at Auburn 1 pm
Louisville at Florida 1 pm (ET)
Georgia at Richmond 7 pm (ET)
Southern at Kentucky 7 pm (ET)
Miami at Ole Miss 7 pm
20-Mississippi State vs. New Orleans 4:30 pm
24-TBA at Vanderbilt TBA

22
Tennessee at Old Dominion (ESPNU) 5 pm (ET)

23
SC State at South Carolina 2 pm (ET)

28
South Dakota State at Alabama 7 pm
Cincinnati at Arkansas 7 pm
6-Auburn at Miami Tourn. TBA
8-Alabama State at Florida 7 pm (ET)
10-Georgia vs. George Washington 7 pm (ET)
Samford at South Carolina 8 pm (ET)

29
8-Nebraska/NC State at Florida 7 pm (ET)
14-Kentucky vs. Kent State 6 pm (ET)
19-Ole Miss vs. Texas-Arlington 5 pm
21-Mississippi State vs. Tenn. St. TBA

30
North Dakota State at Alabama 7 pm
Arkansas at St. Louis 1 pm
6-Auburn at Miami Tourn. TBA
10-Georgia vs. Brown/San Diego St. TBA
14-Kentucky vs. Memphis 6 pm (ET)
17-LSU vs. Louisiana Tech (COX) 2 pm
19-Ole Miss vs. Fordham/Tulane TBA
21-Mississippi State vs. Ga. Tech/Alcorn St. TBA
South Carolina at UNC-Wilmington 2 pm (ET)
Notre Dame at Tennessee (CSS) 2 pm (ET)
Princeton at Vanderbilt 2 pm

JANUARY

1
Winthrop at South Carolina 7 pm (ET)
LaSalle at Vanderbilt 2 pm

2
Temple at Florida 3:30 pm (ET)
Texas-PA at Kentucky (BBSN) 7 pm (ET)
Nicholls State at Ole Miss 7 pm
Mississippi State at Mercer 4:15 pm

3
*Alabama at Tennessee (CSS) 7 pm (ET)
LSU at South Florida 6 pm

4
*Arkansas at Vanderbilt 7 pm
*Ole Miss at Auburn (RSN) 7 pm
*Florida at Georgia 7 pm (ET)

*South Carolina at Kentucky (BBSN) 7 pm (ET)

6
Kentucky at Ohio State (CBS) Noon (ET)
Tennessee at Connecticut (CBS) 4 pm (ET)

7
*Auburn at Alabama 2 pm
*Mississippi State at Arkansas 2 pm
*Georgia at LSU (COX-TD) 2 pm
*Vanderbilt at Ole Miss (RSN) 2:30 pm

8
South Carolina at Stanford TBA

11
*Kentucky at Alabama (RSN) 8 pm
*Tennessee at Florida 7 pm (ET)
*LSU at Ole Miss 7 pm
*Georgia at Mississippi State 7 pm
*Vanderbilt at South Carolina 7 pm (ET)

14
*Alabama at South Carolina 3 pm (ET)
*Arkansas at Auburn 2 pm
*Florida at Vanderbilt (SUN) 3:00 pm (ET)
*Tennessee at Georgia (FSN) 1 pm (ET)
*Ole Miss at Kentucky 2 pm (ET)
*LSU at Mississippi State 2 pm

18
*Alabama at Arkansas 7 pm
*Auburn at Florida 7 pm (ET)
*Vanderbilt at Georgia 7 pm (ET)
*Kentucky at LSU 7 pm
*South Carolina at Ole Miss (RSN) 7 pm
*Mississippi State at Tennessee 7 pm (ET)

21
*LSU at Alabama 2 pm
*Arkansas at Florida 3 pm (ET)
11-Georgia vs. Florida St. (RSN) 12:30 pm (ET)
*Kentucky at Auburn 2 pm
*South Carolina at Mississippi State 2 pm
11-Vanderbilt vs. Georgia Tech (RSN) 2 pm

22
Duke at Tennessee (ESPN2) 7 pm (ET)

25
*Florida at South Carolina 7 pm (ET)
*Mississippi State at Kentucky 7 pm (ET)
*Arkansas at LSU (COX-TD) 7 pm
*Ole Miss at Georgia 7 pm (ET)
*Tennessee at Vanderbilt (FSN) 6 pm

28
*Tennessee at Alabama 2 pm
*Vanderbilt at Arkansas 2 pm
*Auburn at LSU 2 pm
*Georgia at Florida (SUN) 4:30 pm (ET)
*Kentucky at South Carolina 3 pm (ET)
*Mississippi State at Ole Miss 2 pm

FEBRUARY

1
*Alabama at Auburn 6 pm
*Arkansas at Mississippi State (RSN) 8 pm
*Ole Miss at Florida 7 pm (ET)
*Vanderbilt at Kentucky 7 pm (ET)
*LSU at Georgia (RSN) 7 pm (ET)
*South Carolina at Tennessee 7 pm (ET)

4
*Alabama at Vanderbilt 2 pm
*Ole Miss at Arkansas 2 pm
*Auburn at Mississippi State 2 pm
*Florida at Kentucky (RSN) Noon (ET)
*LSU at South Carolina 3 pm (ET)

5
*Georgia at Tennessee (ESPN2) 7 pm (ET)

8
*Georgia at Alabama 7 pm
*South Carolina at Arkansas (RSN) 6 pm
*Tennessee at Auburn (CSS) 6 pm
*Florida at LSU (RSN) 8 pm
*Kentucky at Ole Miss 7 pm
Savannah State at Mississippi State 7 pm

11
*Alabama at Ole Miss 2 pm
*Auburn at Vanderbilt 2 pm
*Mississippi State at Florida 3 pm (ET)
*South Carolina at Georgia 2:30 pm (ET)
*Kentucky at Tennessee (ESPN2) 5:30 pm (ET)
Connecticut at LSU (ESPN2) 2 pm

15
*LSU at Arkansas 7 pm
*Auburn at South Carolina 7 pm (ET)
*Georgia at Kentucky (RSN) 7 pm (ET)
*Ole Miss at Tennessee (CSS) 7 pm (ET)
*Vanderbilt at Mississippi State 7 pm

18
*Florida at Alabama 2 pm
*Arkansas at Kentucky (BBSN) Noon (ET)
*Georgia at Auburn (RSN) 3 pm
*Ole Miss at Mississippi State 2 pm
*South Carolina at Vanderbilt 2 pm

19
*Tennessee at LSU (ESPN2) 6 pm

22
*Mississippi State at Alabama (RSN) 6 pm
*Tennessee at Arkansas (CSS) 7 pm
*Florida at Auburn 6 pm
*LSU at Vanderbilt (RSN) 8 pm

25
*Alabama at LSU (COX-TD) 2 pm
*Arkansas at Georgia 2:30 pm (ET)
*Auburn at Ole Miss 2 pm
*Kentucky at Florida 3 pm (ET)
*Mississippi St. at South Carolina 3 pm (ET)
*Vanderbilt at Tennessee (FSN) 1 pm (ET)

MARCH

1-4
25-SEC Tournament (RSN/ESPN2)

17-20
26-NCAA First/Second Rounds

24-27
27-NCAA Regionals

APRIL

1-3
28-NCAA Final Four

All times central unless noted. *SEC Game. 1-St. Mary's Tournament (San Francisco, Calif.); 2-Hawaiian Airlines Rainbow Wahine Classic (Honolulu, Hawaii); 3-at Hot Springs, Ark.; 4-Paradise Jam (Virgin Islands); 5-Nugget Classic (Reno, Nev.); 6-Miami Tournament (Miami, Ohio); 7-Tipoff Classic (Malibu, Calif.); 8-State Farm Classic (Gainesville, Fla.); 9-State Farm Tip-Off Classic (Norman, Okla.); 10-Surf 'N Slam Classic (San Diego, Calif.); 11-Russell Athletic Shootout (Duluth, Ga.); 12-Women's Sports Foundation Tournament (Lexington, Ky.); 13-Odyssey Classic (San Francisco, Calif.); 14-Wells Fargo New Year's Classic (San Antonio, Texas); 15-Basketball Traveler's Classic (Baton Rouge, La.); 16-UTSA Roadrunner Thanksgiving Classic (San Antonio, Texas); 17-Katrina Relief Basketball Classic (New Orleans, La.); 18-Junkanoo Jam (Freeport, Bahamas); 19-DoubleTree Classic (New Orleans, La.); 20-at Jackson, Miss.; 21-Georgia Tech Holiday Tournament (Atlanta, Ga.); 22-SEC Tournament (Columbia, S.C.); 23-Vanderbilt Thanksgiving Tournament (Nashville, Tenn.); 24-Vanderbilt Holiday Tournament (Nashville, Tenn.); 25-SEC Tournament (Duluth, Ga.); 26-NCAA First/Second Rounds (Austin, Texas, East Lansing, Mich., Hartford, Conn., Los Angeles, Calif., Minneapolis, Minn., Pittsburgh, Pa., Raleigh, N.C., Palo Alto, Calif.); 27-NCAA Regionals (Dallas, Texas, Dayton, Ohio, Greensboro, N.C., Fresno, Calif.); 28-NCAA Final Four (Cleveland, Ohio). RSN - FSN South. FSN Southwest, FSN Florida; FSN - FOX Sports Net (National); SUN - Sun Sports; CSS - Comcast/Charter Sports Southeast; COX - Cox Sports TV; TD - Tape Delayed.



TENNESSEE IS AT THE TOP OF THE SEC

SEC CHAMPIONS/SEC TOURNAMENT CHAMPIONS

Year	Champion	SEC	Overall	Coach	Tournament Champion (Site)	Coach
1980	TENNESSEE		33-5	Pat Head	TENNESSEE (Knoxville, Tenn.)	Pat Head
1981	Auburn		26-7	Joe Ciampi	Auburn (Baton Rouge, La.)	Joe Ciampi
1982	Kentucky		24-8	Terry Hall	Kentucky (Lexington, Ky.)	Terry Hall
1983	Georgia	4-4	27-7	Andy Landers	Georgia (Athens, Ga.)	Andy Landers
1984	Georgia	7-1	30-3	Andy Landers	Georgia (Athens, Ga.)	Andy Landers
1985	TENNESSEE	4-4	22-10	Pat Summitt	TENNESSEE (Oxford, Miss.)	Pat Summitt
1986	Georgia	9-0	30-2	Andy Landers	Georgia (Athens, Ga.)	Andy Landers
1987	Auburn	8-1	31-2	Joe Ciampi	Auburn (Albany, Ga.)	Joe Ciampi
1988	Auburn	9-0	32-3	Joe Ciampi	TENNESSEE (Albany, Ga.)	Pat Summitt
1989	Auburn	9-0	32-2	Joe Ciampi	TENNESSEE (Albany, Ga.)	Pat Summitt
1990	TENNESSEE	8-1	27-6	Pat Summitt	Auburn (Albany, Ga.)	Joe Ciampi
1991	Georgia	9-0	28-4	Andy Landers	LSU (Albany, Ga.)	Sue Gunter
1992	Mississippi	11-0	29-3	Van Chancellor	TENNESSEE (Albany, Ga.)	Pat Summitt
1993	TENNESSEE	11-0	29-3	Pat Summitt	Vanderbilt (Chattanooga, Tenn.)	Jim Foster
1994	TENNESSEE	11-0	31-2	Pat Summitt	TENNESSEE (Chattanooga, Tenn.)	Pat Summitt
1995	TENNESSEE	11-0	34-3	Pat Summitt	Vanderbilt (Chattanooga, Tenn.)	Jim Foster
1996	Georgia	10-1	28-5	Andy Landers	TENNESSEE (Chattanooga, Tenn.)	Pat Summitt
1997	Georgia	11-1	25-6	Andy Landers	Auburn (Chattanooga, Tenn.)	Joe Ciampi
1998	TENNESSEE	14-0	39-0	Pat Summitt	TENNESSEE (Columbus, Ga.)	Pat Summitt
1999	TENNESSEE	13-1	31-3	Pat Summitt	TENNESSEE (Chattanooga, Tenn.)	Pat Summitt
2000	*TENNESSEE	13-1	33-4	Pat Summitt	TENNESSEE (Chattanooga, Tenn.)	Pat Summitt
	*Georgia	13-1	32-4	Andy Landers		
2001	TENNESSEE	14-0	31-3	Pat Summitt	Georgia (Memphis, Tenn.)	Andy Landers
2002	TENNESSEE	13-1	29-5	Pat Summitt	Vanderbilt (Nashville, Tenn.)	Jim Foster
2003	TENNESSEE	14-0	33-5	Pat Summitt	LSU (North Little Rock, Ark.)	Sue Gunter
2004	TENNESSEE	14-0	31-4	Pat Summitt	Vanderbilt (Nashville, Tenn.)	Melanie Balcomb
2005	LSU	14-0	33-3	Pokey Chatman	TENNESSEE (Greenville, S.C.)	Pat Summitt
2006	LSU	13-1	31-4	Pokey Chatman	TENNESSEE (North Little Rock, Ark.)	Pat Summitt

* tied for regular season championship

SEC TOURNAMENT RECORDS (1980-2006)

Team	Won	Lost	Pct.	Titles
TENNESSEE	54	15	.783	12
Georgia	36	23	.610	4
Vanderbilt	33	23	.589	4
Auburn	30	23	.566	4
Louisiana State	24	25	.490	2
Alabama	24	27	.471	0
Mississippi	20	27	.426	0
Kentucky	17	26	.395	1
Arkansas	9	15	.375	0
Florida	12	25	.324	0
Mississippi State	11	27	.289	0
South Carolina	2	15	.118	0

ALL-TIME RECORDS (According to Schools' Media Guides)

Team	Years	Won	Lost	Pct.
TENNESSEE	61	1006	234	.810
Georgia	33	694	293	.703
Auburn	35	691	298	.699
Louisiana State	31	654	310	.678
Mississippi	32	649	326	.666
Vanderbilt	29	594	306	.660
Arkansas	30	542	332	.620
Alabama	32	571	370	.606
South Carolina	32	546	398	.578
Florida	32	522	393	.570
Kentucky	32	522	400	.566
Mississippi State	32	423	474	.472

ALL-TIME SEC STANDINGS (Regular-Season Games Only, 1983-2006)

Team	Won	Lost	Pct	Championships
TENNESSEE	238	33	.878	13 (80-85-90-93-94-95-98-99-00-01-02-03-04)
Georgia	188	85	.689	7 (83-84-86-91-96-97-00)
Louisiana State	169	108	.610	2 (05-06)
Vanderbilt	151	120	.557	0
Auburn	149	122	.550	4 (81-87-88-89)
Mississippi	130	141	.480	1 (92)
Alabama	120	151	.443	0
Florida	118	153	.435	0
Arkansas	74	119	.383	0
Kentucky	91	180	.336	1 (82)
Mississippi State	76	195	.280	0
South Carolina	54	139	.280	0



TENNESSEE'S SEC TOURNAMENT HISTORY



The Lady Vols won the first SEC title in 1980.

2006 SEC TOURNAMENT	NORTH LITTLE ROCK, ARKANSAS
FINALS:	Tennessee def. LSU, 63-62 (3-5-06)
SEMIFINALS:	Tennessee def. Georgia, 89-79 (3-4-06)
SECOND ROUND:	Tennessee def. Auburn, 77-45 (3-3-06)
2005 SEC TOURNAMENT	GREENVILLE, SOUTH CAROLINA
FINALS:	Tennessee def. LSU, 67-65 (3-6-05)
SEMIFINALS:	Tennessee def. Vanderbilt, 76-73 (3-5-05)
SECOND ROUND:	Tennessee def. Auburn, 64-54 (3-4-05)
2004 SEC TOURNAMENT	NASHVILLE, TENNESSEE
SEMIFINALS:	Georgia def. Tennessee, 68-66 (OT) (3-6-04)
SECOND ROUND:	Tennessee def. Mississippi State, 67-57 (3-5-04)
2003 SEC TOURNAMENT	NORTH LITTLE ROCK, ARKANSAS
FINALS:	Louisiana State def. Tennessee, 78-62 (3-9-03)
SEMIFINALS:	Tennessee def. Mississippi State, 76-75 (3-8-03)
SECOND ROUND:	Tennessee def. Auburn, 66-51 (3-7-03)
2002 SEC TOURNAMENT	NASHVILLE, TENNESSEE
SEMIFINALS:	Louisiana State def. Tennessee, 81-80 (3-2-02)
SECOND ROUND:	Tennessee def. Georgia, 81-67 (3-1-02)
2001 SEC TOURNAMENT	MEMPHIS, TENNESSEE
SEMIFINALS:	Vanderbilt def. Tennessee, 77-74 (3-3-01)
SECOND ROUND:	Tennessee def. Alabama, 82-52 (3-2-01)
2000 SEC TOURNAMENT	CHATTANOOGA, TENNESSEE
FINALS:	Tennessee def. Mississippi State, 70-67 (3-5-00)
SEMIFINALS:	Tennessee def. Vanderbilt, 61-53 (3-4-00)
SECOND ROUND:	Tennessee def. Florida, 91-79 (3-3-00)
1999 SEC TOURNAMENT	CHATTANOOGA, TENNESSEE
FINALS:	Tennessee def. Georgia, 85-69 (2-28-99)
SEMIFINALS:	Tennessee def. Alabama, 80-69 (2-27-99)
SECOND ROUND:	Tennessee def. Florida, 92-80 (2-26-99)
1998 SEC TOURNAMENT	COLUMBUS, GEORGIA
FINALS:	Tennessee def. Alabama, 67-63 (3-1-98)
SEMIFINALS:	Tennessee def. Vanderbilt, 106-45 (2-28-98)
SECOND ROUND:	Tennessee def. Mississippi State, 88-60 (2-27-98)
1997 SEC TOURNAMENT	CHATTANOOGA, TENNESSEE
SEMIFINALS:	Auburn def. Tennessee, 61-59 (3-2-97)
SECOND ROUND:	Tennessee def. LSU, 100-99 (OT) (3-1-97)
FIRST ROUND:	Tennessee def. South Carolina, 75-48 (2-28-97)
1996 SEC TOURNAMENT	CHATTANOOGA, TENNESSEE
FINALS:	Tennessee def. Alabama, 64-60 (3-4-96)
SEMIFINALS:	Tennessee def. Florida, 74-63 (3-3-96)
SECOND ROUND:	Tennessee def. Mississippi, 73-51 (3-2-96)
1995 SEC TOURNAMENT	CHATTANOOGA, TENNESSEE
FINALS:	Vanderbilt def. Tennessee, 67-61 (3-6-95)
SEMIFINALS:	Tennessee def. Alabama, 84-70 (3-5-95)
SECOND ROUND:	Tennessee def. Kentucky, 74-62 (3-4-95)

1994 SEC TOURNAMENT	CHATTANOOGA, TENNESSEE
FINALS:	Tennessee def. Vanderbilt, 82-57 (3-7-94)
SEMIFINALS:	Tennessee def. Alabama, 72-56 (3-6-94)
SECOND ROUND:	Tennessee def. Georgia, 86-72 (3-5-94)
1993 SEC TOURNAMENT	CHATTANOOGA, TENNESSEE
SECOND ROUND:	Georgia def. Tennessee, 73-72 (3-6-93)
1992 SEC TOURNAMENT	ALBANY, GEORGIA
FINALS:	Tennessee def. Georgia, 73-66 (3-9-92)
SEMIFINALS:	Tennessee def. Kentucky, 90-84 (3-8-92)
SECOND ROUND:	Tennessee def. Louisiana State, 70-65 (3-7-92)
1991 SEC TOURNAMENT	ALBANY, GEORGIA
FINALS:	Louisiana State def. Tennessee, 80-75 (3-4-91)
SEMIFINALS:	Tennessee def. Auburn, 70-62 (3-3-91)
SECOND ROUND:	Tennessee def. Vanderbilt, 62-60 (3-2-91)
1990 SEC TOURNAMENT	ALBANY, GEORGIA
FINALS:	Auburn def. Tennessee, 78-77 (3-5-90)
SEMIFINALS:	Tennessee def. Georgia, 73-54 (3-4-90)
SECOND ROUND:	Tennessee def. Florida, 81-56 (3-3-90)
1989 SEC TOURNAMENT	ALBANY, GEORGIA
FINALS:	Tennessee def. Auburn, 66-51 (3-6-89)
SEMIFINALS:	Tennessee def. Mississippi, 82-60 (3-5-89)
SECOND ROUND:	Tennessee def. Alabama, 89-61 (3-4-89)
1988 SEC TOURNAMENT	ALBANY, GEORGIA
FINALS:	Tennessee def. Auburn, 73-70 (3-7-88)
SEMIFINALS:	Tennessee def. Georgia, 82-76 (3-6-88)
SECOND ROUND:	Tennessee def. Kentucky, 100-66 (3-5-88)
1987 SEC TOURNAMENT	ALBANY, GEORGIA
SEMIFINALS:	Auburn def. Tennessee, 102-96 (3-6-87)
SECOND ROUND:	Tennessee def. Louisiana State, 64-63 (3-5-87)
1986 SEC TOURNAMENT	ATHENS, GEORGIA
SECOND ROUND:	Mississippi def. Tennessee, 83-78 (2-28-86)
1985 SEC TOURNAMENT	OXFORD, MISSISSIPPI
FINALS:	Tennessee def. Auburn, 63-60 (3-4-85)
SEMIFINALS:	Tennessee def. Ole Miss, 79-71 (3-3-85)
SECOND ROUND:	Tennessee def. Louisiana State, 85-78 (2-27-85)
1984 SEC TOURNAMENT	ATHENS, GEORGIA
SECOND ROUND:	Alabama def. Tennessee, 85-66 (3-3-84)
1983 SEC TOURNAMENT	KNOXVILLE, TENNESSEE
CONSO-FINALS:	Tennessee def. Auburn, 83-75 (3-6-83)
SEMIFINALS:	Georgia def. Tennessee, 71-65 (3-5-83)
SECOND ROUND:	Tennessee def. Alabama, 91-73 (3-4-83)
1982 SEC TOURNAMENT	LEXINGTON, KENTUCKY
FINALS:	Kentucky def. Tennessee, 80-74 (2-28-82)
SEMIFINALS:	Tennessee def. Georgia, 55-44 (2-27-82)
SECOND ROUND:	Tennessee def. Vanderbilt, 80-75 (2-26-82)
1981 SEC TOURNAMENT	BATON ROUGE, LOUISIANA
SECOND ROUND:	Alabama def. Tennessee, 77-71 (1-30-81)
1980 SEC TOURNAMENT	KNOXVILLE, TENNESSEE
FINALS:	Tennessee def. Mississippi, 85-71 (2-10-80)
SEMIFINALS:	Tennessee def. Auburn, 72-61 (2-9-80)
SECOND ROUND:	Tennessee def. Florida, 118-44 (2-8-80)

CHAMPIONSHIPS:	12 (1980, 1985, 1988, 1989, 1992, 1994, 1996, 1998, 1999, 2000, 2005, 2006)
FINALIST:	17 times (1980, 1982, 1985, 1988, 1989, 1990, 1991, 1992, 1994, 1995, 1996, 1998, 1999, 2000, 2003, 2005, 2006)
CONSO-FINALS:	Once (1983)
OVERALL SEC TOURNAMENT RECORD:	Won 54 Lost 15 .783 SEC Tournament percentage



TENNESSEE'S SEC CHAMPIONSHIPS



In the Southeastern Conference, typically rated as the nation's toughest league, the Tennessee Lady Vols have enjoyed incredible success through the years. Since 1980, UT has laid claim to a phenomenal 13 regular season championships. What's even more amazing is the fact that the Lady Vols won seven of the championships with a perfect record in league play in 1993, 1994, 1995, 1998, 2001, 2003 and 2004.

Entering the 2004-05 season, Tennessee had won an unprecedented seven regular season SEC titles in a row dating back to 1998. During that time, Coach Pat Summitt's teams posted a ridiculous 95-3 overall record in SEC play – a 97 percent winning mark. In 2004-05 and 2005-06 the Lady Vols went 13-1 and 11-3, respectively, to finish second in the regular season, but avenged a loss to regular season champion LSU in the 2005 and the 2006 SEC Tournaments.




1980



1985



1990



1993



1994



1995



1998



1999



2000



2001



2002



2003



2004



TENNESSEE'S SEC TOURNAMENT TITLES



In the Southeastern Conference, typically rated as the nation's toughest league, the Tennessee Lady Vols have enjoyed incredible success in the Tournament through the years. Since 1980, UT has laid claim to a phenomenal 12 SEC Tournament Championships that come with the automatic bid to the NCAA Championships. What's truly amazing is the fact that the Lady Vols won six of the championships in the same season following winning the SEC regular season titles, pulling the daring double in 1980, 1985, 1994, 1998, 1999 and 2000.

The Lady Vols enter the 2006-07 season as the tournament's two-time defending champions. Before the 2004-05 season, Tennessee went four campaigns without winning the SEC Tournament – tied for the longest duration in Lady Vol history.



1980



1985



1988




1989



1992



1994



1996



1998



1999



2000



2005



2006



SEC HONOREES

SEC COACH OF THE YEAR



Pat Summitt
1993, 1995, 1998,
2001, 2003, 2004

SEC PLAYER OF THE YEAR

1989



Bridgette Gordon

1992



Dena Head

1994, 1995



Nikki McCray

1998, 1999



Chamique Holdsclaw

SEC ROOKIE OF THE YEAR

1986



Bridgette Gordon

1989



Dena Head

1996



Chamique Holdsclaw

1998



Tamika Catchings

2006



Candace Parker

SEC TOURNAMENT MVP

1980



Jill Rankin

1985



Shelia Collins

1988, 1989



Bridgette Gordon

1992



Dena Head

1994



Tiffany Woosley

1998, 1999



Chamique Holdsclaw

2005



Shyra Ely

2006



Candace Parker

SEC FEMALE ATHLETE OF THE YEAR

1989



Bridgette Gordon

1991




Daedra Charles

1998, 1999



Chamique Holdsclaw

UT'S MOST DECORATED SEC PLAYERS



Tamika Catchings

1988 All-Tournament; 1988 All-SEC; 1998 Freshman of the Year; 1998 All-Freshman; 1999 All-Tournament; 1999 All-SEC; 1999 AP All-SEC; 1999 Academic; 2000 AP All-SEC; 2000 All-Tournament; 2001 All-SEC Second Team; 2002 Academic



Daedra Charles

1990 All-Tournament, 1991 Female Athlete of the Year, 1991 All-SEC, 1991 All-Tournament



Shyra Ely

2002 SEC All-Freshman, 2004, 2005 All-SEC & AP All-SEC, 2004, 2005 (MVP) All-Tournament, 2005 Academic



Bridgette Gordon

1986 All-SEC, 1986 Freshman of the Year, 1986 All-Freshman, 1987 All-SEC, 1988 All-SEC, 1988 Tournament MVP, 1988 All-Tournament, 1989 Female Athlete of the Year, 1989 Player of the Year, 1989 All-SEC, 1989 Tournament MVP, 1989 All-Tournament



Tanya Haave

1982 All-Tournament, 1983 All-SEC, 1983 All-Tournament, 1983 Academic, 1984 All-SEC, 1984 Academic



Dena Head

1989 Freshman of the Year, 1989 All-Tournament, 1989 All-Freshman, 1990 All-Tournament, 1991 All-SEC, 1992 Player of the Year, 1992 All-SEC, 1992 Tournament MVP, 1992 All-Tournament



Chamique Holdsclaw

1996 All-SEC, 1996 Freshman of the Year, 1996 All-Freshman, 1996 All-Tournament; 1997 All-SEC; 1997 All-Tournament; 1998 SEC Female Athlete of the Year; 1998 Tournament MVP; 1998 All-Tournament; 1998 All-SEC; 1998 Player of the Year; 1999 SEC Female Athlete of the Year; 1999 Tournament MVP; 1999 All-Tournament; 1999 All-SEC; 1999 Player of the Year, 1999 AP All-SEC, 1999 AP SEC Player of the Year



Gwen Jackson

2000 All-Freshman, 2001 All-SEC, 2001 AP All-SEC Second Team, 2003 All-SEC, 2003 AP All-SEC Second Team



Dana Johnson

1992 All-Freshman, 1994 All-SEC, 1994 All-Tournament, 1995 All-SEC, 1995 All-Tournament



Kara Lawson

2000 All-Freshman, 2000 All-SEC, 2000 AP All-SEC Second Team; 2001 All-SEC, 2001 AP All-SEC Second Team, 2001 Academic, 2001 SEC Good Works Team, 2002 Academic, 2002 All-SEC, 2002 AP All-SEC, 2003 SEC Good Works Team, 2003 Academic, 2003 All-Tournament, 2003 All-SEC, 2003 AP All-SEC



Michelle Marciniak

1994 Academic, 1995 All-SEC, 1996 Second Team, 1996 All-Tournament, 1996 Academic



Nikki McCray

1993 Second Team, 1994 Player of the Year, 1994 All-SEC, 1994 All-Tournament, 1995 Player of the Year, 1995 All-SEC, 1995 All-Tournament, 1995 Academic



Candace Parker

2005 Academic All-Freshman, 2006 Academic, 2006 All-SEC, 2006 AP All-SEC (2nd), 2006 SEC All-Freshman, 2006 Rookie of the Year, 2006 All-Tournament (MVP)



Semeka Randall

1998 All-Tournament, 1998 Second Team, 1998 All-Freshman, 1999 All-SEC, 1999 AP All-SEC, 2000 All-SEC, 2000 AP Second Team, 2000 Academic All-SEC, 2001 All-SEC Second Team, 2001 Academic All-SEC, 2002 Academic All-SEC



Michelle Snow

1999 All-Tournament, 2000 All-SEC Second Team (Coaches), 2000 AP Honorable Mention, 2000 All-Tournament; 2001 All-SEC, 2001 AP All-SEC Second Team, 2002 All-SEC (Second Team), 2002 AP All-SEC (Second Team)



Shanna Zolman

2003 SEC All-Freshman, 2004, 2005, 2006 All-SEC (2nd, 2nd, 1st), 2006 AP All-SEC (2nd) 2004, 2005, 2006 Academic, 2005 All-Tournament, 2006 SEC Good Works Team



SEC HONOREES

LADY VOLS EARNING SEC HONORS



Jody Adams
1991 Academic,
1992 Academic



Nicky Anosike
2005 Academic
All-Freshman,
2005 SEC All-Freshman,
2006 Academic



Niya Butts
1998, 1999, 2000 Academic



Tasha Butts
2004 All-SEC (2nd),
2004 AP All-SEC (3rd),
2004 SEC
Good Works Team



Nikki Caldwell
1991 All-Freshman



Amanda Canon
2000, 2001, 2002 Academic



Regina Clark
1991, 1992 Academic




Kristen "Ace" Clement
1999, 2001 Academic



Sheila Collins
1985 All-SEC,
1985 All-Tournament (MVP)



Abby Conklin
1995, 1996, 1997 Academic



Latina Davis
1993 SEC All-Freshman,
1996 All-SEC (2nd)



Rochone Dilligard
1994 Academic



Kris Durham
1988 All-Freshman



Sarah Edwards
2000, 2001, 2002 Academic



Tonya Edwards
1987 SEC All-Freshman,
1988 All-SEC (2nd),
1990 Academic



Kyra Elzy
2001, 2002 Academic



Peggy Evans
1991 SEC All-Freshman,
1992 All-SEC,
All-Tournament,
Academic



Tye'sha Fluker
2004, 2005, 2006 Academic,
2005 SEC
Good Works Team



Sheila Frost
1987, 1988, 1989 All-SEC,
1989 All-Tournament



Alex Fuller
2006 Academic



Lisa Harrison
1990 SEC All-Freshman,
1993 All-SEC
Academic



Debbie Hawhee
1990, 1991, 1992
Academic



Lea Henry
1983 All-SEC



Alexis Hornbuckle
2005 SEC All-Freshman,
2006 All-SEC (2nd)



Brittany Jackson
2005 All-Tournament



Tiffani Johnson
1995 All-Freshman




Kellie Jolly
1997, 1998, 1999
Academic,
1999 All-SEC (2nd),
1999 SEC Good
Works Team



Brynaxe Laxton
1996, 1997, 1998
Academic



Dawn Marsh
1985 All-Tournament,
1988 All-SEC (2nd)




Melissa McCray
1989 All-SEC (2nd),
1989 Academic



Courtney McDaniel
2003 Academic



April McDivitt
2001, 2002 Academic,
2002 SEC Good
Works Team



Laurie Milligan
1998 Academic



Loree Moore
2002 SEC All-Freshman



Cindy Noble
1980 All-Tournament



Mary Ostrowski
1982, 1984 All-SEC,
1982 All-Tournament



Jill Rankin
1980 All-Tournament (MVP)



Linda Ray
1984, 1985 Academic



Dominique Redding
2004 Academic



Ashley Robinson
2001 SEC All-Freshman



Debbie Scott
1990 Academic



Sidney Spencer
2004 SEC All-Freshman,
2004, 2005, 2006 Academic,
2006 All-Tournament



Kathy Spinks
1987 All-Tournament



Pashen Thompson
1994 SEC All-Freshman



Paula Towns
1982 All-SEC



Jennifer Tuggle
1987, 1988 Academic



Vonda Ward
1994 Academic



Holly Warlick
1980 All-Tournament



Lisa Webb
1988 Academic



Tiffany Woosley
1992 All-Freshman,
1993 All-SEC,
1994 Second Team,
1994 Tournament MVP,
1994 All-Tournament



UT AND OPPONENT SEC TOURNAMENT RECORDS

LADY VOL SEC TOURNAMENT RECORDS (1980-present)

INDIVIDUAL RECORDS

MOST FG: 15, Shelia Collins, Ole Miss, 3-3-85, Semifinal, UT 79-71
MOST FGA: 28, Shelia Collins, Ole Miss, 3-3-85, Semifinal, UT 79-71
MOST 3pt FG: 6, Kara Lawson, Mississippi State, 3-8-03, Semifinal, UT 76-75
MOST 3pt FGA: 10, Shanna Zolman, Georgia, 3-4-06, Semifinal, UT 89-79
MOST FT: 15, Shelia Collins, LSU, 2-27-85, First Round, UT 85-78
MOST FTA: 16, Daedra Charles, Vanderbilt, 3-2-91, Second Round, UT 62-60
MOST REBOUNDS: 18, Dana Johnson, Alabama, 3-6-94, Semifinal, UT 72-56
MOST POINTS: 40, Shelia Collins, Ole Miss, 3-3-85, Semifinal, UT 79-71
MOST ASSISTS: 18, Dawn Marsh, Georgia, 3-6-88, Semifinal, UT 82-76
MOST BLOCKS: 6, Daedra Charles, Georgia, 3-4-90, Semifinal, UT 73-54
MOST STEALS: 6, Tamika Catchings, Florida, 3-3-00, Second Round, UT 91-79
MOST MINUTES: 43, Kellie Jolly, LSU, 3-1-97, Semifinal, UT 100-99 (OT)

TEAM RECORDS

MOST FG: 45, Florida, 2-8-80, First Round, UT 118-44
MOST FGA: 83, Florida, 2-8-80, First Round, UT 118-44

BEST FG%: 63.1% (36-57), Ole Miss, 2-10-80, Championship, UT 85-71
MOST 3pt FG: 10, LSU, 3-5-06, Championship, UT 63-62
MOST 3pt FGA: 20, Georgia, 3-4-06, Semifinal, UT 89-79
BEST 3pt FG%: 85.7% (6-7), Vanderbilt, 2-28-98, Semifinal, UT 106-45
MOST FT: 34, Alabama, 3-6-94, Semifinal, UT 72-56
MOST FTA: 44, Alabama, 3-6-94, Semifinal, UT 72-56
BEST FT%: 94.4% (17-18), Vanderbilt, 3-7-94, Championship, UT 82-57
MOST REBOUNDS: 63, Florida, 2-8-80, First Round, UT 118-44
MOST FOULS: 28, Kentucky, 3-8-92, Semifinal, UT 94-80
MOST POINTS: 118, Florida, 2-8-80, First Round, UT 118-44
MOST ASSISTS: 29, Kentucky, 2-28-82, Championship, Kentucky 80-74
MOST TURNOVERS: 24, Georgia, 3-4-90, Semifinal, UT 73-54
MOST BLOCKS: 6, Alabama, 3-1-98, Championship, UT 67-63
MOST STEALS: 20, Florida, 2-8-80, First Round, UT 118-44
FEWEST FG: 17, Alabama, 3-6-94, Semifinal, UT 72-56

FEWEST FGA: 40, Georgia, 2-27-82, Semifinal, UT 55-44
LOWEST FG%: 28.4% (19-67), Auburn, 3-4-05, Second Round, UT 64-54
FEWEST 3pt FG: 0 (4 times)
FEWEST 3pt FGA: 0, Alabama, 3-4-89, Second Round, UT 89-61
LOWEST 3pt FG%: 00.0% (4 times)
FEWEST FT: 7 (twice), most recently LSU, 3-6-05, Championship, UT 67-65
FEWEST FTA: 7, LSU, 3-6-05, Championship, UT 67-65
LOWEST FT%: 51.4% (18-35), South Carolina, 2-28-97, First Round, UT 75-48
FEWEST REBOUNDS: 27, Auburn, 2-9-80, Semifinal, UT 72-61
FEWEST FOULS: 9, Auburn, 3-7-03, Second Round, UT 66-51
FEWEST POINTS: 55, Georgia, 2-27-82, Semifinal, UT 55-44
FEWEST ASSISTS: 5, Alabama, 3-4-96, Championship, UT 64-60
FEWEST TURNOVERS: 7, Kentucky, 3-5-88, Second Round, UT 100-66
FEWEST BLOCKS: 0 (5 times)
FEWEST STEALS: 2 (twice), most recently Mississippi State, 3-5-04, Second Round, UT 67-57

LADY VOL OPPONENT SEC TOURNAMENT RECORDS (1980-present)

INDIVIDUAL RECORDS

MOST FG: 17, Becky Jackson, Auburn, 3-6-83, Consolation, UT 83-75
MOST FGA: 32, Tan White, Mississippi State, 3-5-04, Second Round, UT 67-57
MOST 3pt FG: 5, Abi Ramsey and Caroline Williams, Vanderbilt, 3-5-05, Semifinal, UT 76-73
MOST 3pt FGA: 12, Kaunda Williams, Alabama, 2-27-99, Semifinal, UT 80-69
MOST FT: 14, Ashley McElhiney, Vanderbilt, 3-3-01, Semifinal, Vanderbilt 77-74
MOST FTA: 16, Ashley McElhiney, Vanderbilt, 3-3-01, Semifinal, Vanderbilt 77-74
MOST REBOUNDS: 17, Murrell Page, Florida, 3-3-96, Semifinal, UT 74-63
MOST POINTS: 35, Jennifer Gillom, Mississippi, 3-1-86, Second Round, Mississippi 83-78
MOST ASSISTS: 12 (twice), most recently Temeka Johnson, LSU, 3-6-05, Championship, UT 67-65
MOST BLOCKS: 7 (twice), most recently by Sylvia Fowles, LSU, 3-5-06, Championship, UT 63-62
MOST STEALS: 5 (three times), most recently Sherill Baker, Georgia, 3-4-06, Semifinal, UT 89-79
MOST MINUTES: 43, Pietra Gray, Louisiana State, 3-1-97, Semifinal, UT 100-99

TEAM RECORDS

MOST FG: 39, Auburn, 3-6-87, Semifinal, Auburn 102-96

MOST FGA: 77, Florida, 2-8-80, First Round, UT 118-44
BEST FG%: 53.6% (30-56), Vanderbilt, 3-5-05, Semifinal, UT 76-73
MOST 3pt FG: 11, Vanderbilt, 3-5-05, Semifinal, UT 76-73
MOST 3pt FGA: 24, Mississippi State, 3-5-04, Second Round, UT 67-57
BEST 3pt FG%: 100% (2-2) Vanderbilt, 3-2-91, Second Round, UT 62-60
MOST FT: 25, Louisiana State, 3-2-02, Semifinal, LSU, 81-80
MOST FTA: 40, Auburn, 3-6-87, Semifinal, Auburn 102-96
BEST FT%: 95.2% (20-21) Georgia, 3-4-06, Semifinal, UT 89-79
MOST REBOUNDS: 48, Auburn, 3-7-88, Championship, UT 73-70
MOST FOULS: 32, Alabama, 3-6-94, Semifinal, UT 72-56
MOST POINTS: 102, Auburn, 3-6-87, Semifinal, Auburn 102-96
MOST ASSISTS: 27, Kentucky, 2-28-82, Championship, Kentucky 80-74
MOST TURNOVERS: 36, Alabama, 3-4-89, Second Round, UT 89-61
MOST BLOCKS: 9, Auburn, 3-4-05, Second Round, UT 64-54
MOST STEALS: 13, Georgia, 3-4-90, Semifinal, UT 73-54

FEWEST FG: 16, Auburn, 3-3-06, Second Round, UT 77-45
FEWEST FGA: 43, Vanderbilt, 3-3-01, Semifinal, Vanderbilt 77-74
LOWEST FG%: 25.9% (20-77), Florida, 2-8-80, First Round, UT 118-44
FEWEST 3pt FG: 0 (4 times)
FEWEST 3pt FGA: 1, Alabama, 3-4-89, Second Round, UT 89-61
LOWEST 3pt FG%: 00.0% (4 times)
FEWEST FT: 2, Vanderbilt, 3-5-05, Semifinal, UT 76-73
FEWEST FTA: 5, Florida, 2-8-80, First Round, UT 118-44
LOWEST FT%: 33.3% (2-6), Vanderbilt, 3-5-05, UT 76-73
FEWEST REBOUNDS: 22 (twice), Georgia, 3-4-06, Semifinal, UT 89-79
FEWEST FOULS: 10 (twice), Louisiana State, 3-5-06, Championship, UT 63-62
FEWEST POINTS: 44, Georgia, 2-27-82, Semifinal, UT 55-44
FEWEST ASSISTS: 4 (twice), Auburn, 3-3-06, Second Round, UT 77-45
FEWEST TURNOVERS: 7 (twice), Mississippi State, 3-5-04, Second Round, UT 67-57
FEWEST BLOCKS: 0, (10 times)
FEWEST STEALS: 2, (4 times)



OUR HOME COURTS



IN THIS SECTION

The Pratt Pavilion 116-117

The Thompson-Boling Arena 118

Arena Records 119

Former Homes of the Lady Vols 120

All-Time Home and Away Attendance 121-122

Thompson-Boling Arena Locker Room and Traditions 123

Championship Banners and Rings 124



THE PRATT PAVILION

On October 20, 2006, the Tennessee Athletics Department had a ground-breaking ceremony to officially recognize construction on the Pratt Pavilion, the state-of-the-art basketball practice facility named in UT alumnus Larry F. Pratt's honor for his \$5 million lead gift to the basketball programs. The Pratt Pavilion will house two full-size gymnasiums, one for each the men's and women's basketball teams, as well as space for an athletic training room, a weight room and a film study room.

Directly connected to the arena, the Pratt Pavilion will have convenient ground level parking. It will be a 70,000 square foot structure with four short courts within each of the two full size courts. The facility will be equipped with secured practice facilities, spacious locker rooms and recruiting rooms as well. Balconies at the south side of the building will overlook the practice courts.

The west façade of the building is glassed from the first floor to the second floor, allowing visibility of gallery and display areas from the street. The building itself will be a significant additional element to the picturesque south entrance to the University of Tennessee campus.

The Lady Vol coaches comment on the new facility –

“The Pratt Pavilion is an exciting addition to the basketball programs at Tennessee. I love driving by and seeing them working on it every day, knowing what the finished product will mean for the future student-athletes. It will give them an opportunity to work on their games and play pickup at any time. I think the facility is a must for both the men's and the women's programs.”

— *Head Coach Pat Summitt*



“The practice facility will be a huge asset toward the development of our players. They will always have a place to play 24/7. For our players, they love getting in the gym, and this will allow them the opportunity at any time. And it makes the statement that women's basketball is very important at the University of Tennessee!”

— *Associate Head Coach Holly Warlick*



“We are all ecstatic about getting the new practice facility. First and foremost, it shows a tremendous commitment to the basketball programs at Tennessee. The facility will be accessible to our team members around the clock, which is a statement to our current and future players about improvement. It will also provide a fantastic teaching environment in which to work, as distractions will be virtually non-existent. We owe a large debt of gratitude to the generosity of our friends of Tennessee Basketball as well as our administration for making the practice facility a reality.”

— *Assistant Coach Dean Lockwood*

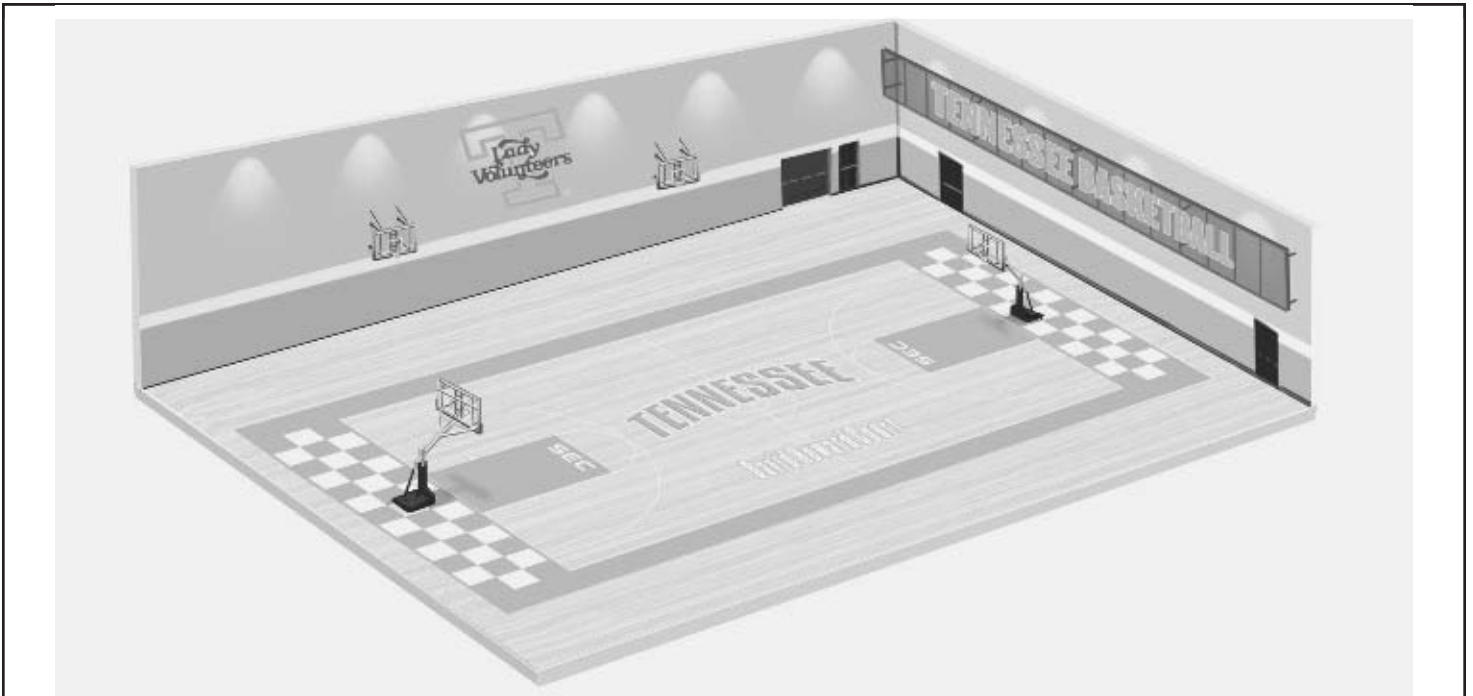


“I am very excited about the building of the new practice facility. I believe from a recruiting standpoint it will help maintain our status as being one of the premiere programs to continue to offer the best facilities in the country.”

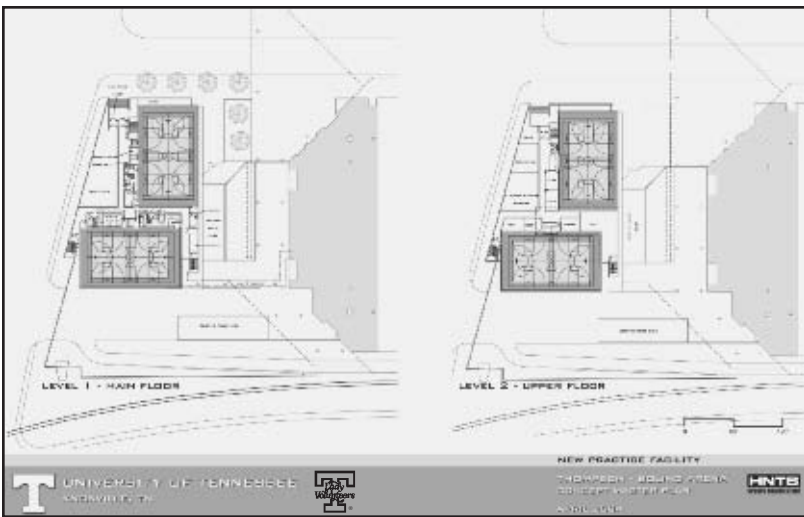
— *Assistant Coach Nikki Caldwell*



THE PRATT PAVILION



An artist's rendering of one of the full-size practice courts in the new Pratt Pavilion.



A closer look at the first and second floors of the Pratt Pavilion.

A view from above Thompson-Boling Arena and the Pratt Pavilion.



THOMPSON-BOLING ASSEMBLY CENTER AND ARENA



The Thompson-Boling Assembly Center and Arena is the largest on-campus arena in the country...and the toughest place in the country to leave with a win versus the University of Tennessee Lady Vols. Just ask 265 of the Lady Vols' last 281 home opponents entering the 2006-07 season.

In recent years, UT has enjoyed a number of lengthy home winning streaks. On Dec. 28, 2003, Texas snapped a 24-game run that dated back to the 2001-02 season. A previous streak of 26 consecutive wins in the home confines ended on Jan. 5, 2002, with an 86-72 loss to Connecticut. The Lady Vols broke the NCAA homecourt winning streak record with 69 consecutive victories before Connecticut spoiled the streak with a 59-53 win in game number 70 on Jan. 6, 1996. Tennessee claimed 64 straight home SEC victories before third-ranked LSU snapped the streak with a 72-69 victory – its first ever in Knoxville – on Feb. 9, 2006.

The Thompson-Boling Arena is a mammoth structure, located on the banks of the Tennessee River. It was named for B. Ray Thompson and retired UT President Edward J. Boling. The building is 448 feet long and 310 feet wide. It contains more than 411,000 square feet of floor space and more than 17 million cubic feet of space.

The enormous facility houses the Tennessee Lady Vol basketball offices. The Thompson-Boling Arena features 18,000 chair seats and almost 7,000 bleacher seats. Ticket facilities are located on the Phillip Fulmer Way level on the west end of the building.

A continuous-ring concourse encircles the building, permitting entrance to eight restrooms, six concession areas and 32 portals that lead to the Arena. The playing floor level provides access to team dressing rooms, the press rooms and storage rooms.

The distance from the playing floor to the roof is 120 feet, the equivalent of a 12-story building. The structure contains 142,000 square feet of roof area, which is approximately three and one-quarter acres.

Nearly every season that the Lady Vols have played in the Arena – attendance records have gone by the wayside. In 1998-99, the Lady Vols played before the largest average home crowd in the history of women's collegiate basketball as 16,565 spectators clicked through the turnstiles at each of the Lady Vols' 14 home games. In all, 231,915 fans viewed home games in Knoxville. During the 1997-98 season, Tennessee raised the roof with a bunch of collegiate attendance records. On Jan. 3, 1998, the Lady Vols entertained a new women's collegiate record 24,597 fans for the game with the Connecticut Huskies. A month later, the first advance sell-out in UT Women's Athletics history occurred when the Lady Vols were set to meet Old Dominion in Knoxville. For the record, 24,373 fans attended the UT-ODU game. The all-time attendance mark was reset during the 2001-02 season when 24,611 fans visited the arena for a #1/#2 clash between UT and Connecticut. It was again reset on Jan. 7, 2006 when the Huskies came to Knoxville in front of 24,653 spectators. The women's basketball attendance mark was established at the NCAA Final Four when 29,619 people filled the Alamodome in San Antonio, Texas, for the semifinals and finals.

The Lady Vols started the record-breaking trend in women's collegiate basketball attendance in 1987. That season, the Lady Vols broke the (then) world record for single game attendance at a women's basketball game with 24,563 at the Tennessee versus

Texas game on Dec. 9, 1987. Three years later, the UT Women's Athletics Department established new NCAA Women's Final Four attendance marks on March 30 and April 1, 1990, with a total paid attendance of 39,490 for the three-game event. The turnstile count of 34,196 (17,601 semis/16,595 finals) also broke all other attendance marks.

The home attendance phenomena for the Lady Vols since 1990 have been incredible. Consider the following:

1990-91: Tennessee's attendance numbered below 5,000 per home game for the first time in five years with 4,738 per game. It marked the first season that a seat premium was attached to the season tickets.

1991-92: The Lady Vols home attendance jumps by almost 2,000 people per game to an average of 6,639 fans per home contest. UT goes undefeated at home (14-0).

1992-93: UT plays just 13 games at home and averages 6,002 per game. UT goes undefeated in Thompson-Boling Arena (13-0).

1993-94: The Lady Vols recorded the then-largest total attendance ever at home with 98,137 spectators for the all-time highest overall average of 6,542. UT goes undefeated at home (15-0).

1994-95: UT annihilated attendance records in practically every category as the Lady Vols' home attendance rose by more than 22,000 people for an amazing total of 120,477 spectators in TBA – an average of 8,032 spectators at home. UT goes undefeated at home (15-0).

1995-96: The Chamique Holdsclaw era began and attendance grew once again. Five games moved into UT's top 25 home crowd list despite the roughest winter weather on record in Knoxville in the last 25 years. Additionally, the Lady Vols ranked second in NCAA attendance reporting turnstile figures. The Lady Vols lose their first game at home in four years.

1996-97: The *NCAA News* announced that the Lady Vol and the Vol basketball teams combined for the nation's highest attendance at collegiate basketball home games. The Lady Vols were tops in the nation in attendance with 10,500 spectators per game and a total of 167,992 for all 16 games in Knoxville.

1997-98: A watershed year for Tennessee Lady Vol basketball attendance nationwide. In 16 home games, 239,511 clicked through the turnstiles for an NCAA all-time high average of 14,969. Along the way, a new school-record 12 games found their way onto the UT Top 25 All-Time Largest Home Crowd list, headlined by the collegiate record 24,597 who watched the Lady Vols beat the Connecticut Huskies. Almost 400,000 people (386,713, exactly) saw the team in action during the perfect 39-0 season. On Feb. 14, 1998, when the Lady Vols faced Auburn in Knoxville, spectator Wanda Douglas from Sevierville, Tenn., became the "Three-Millionth Fan" to attend a Lady Vol basketball game.

1998-99: The Chamique Holdsclaw Final Season Tour found a new average record of 16,565 fans at 14 home games. In all, almost a half-million fans (413,580) watched the Lady Vols at all venues.

1999-00: Fans continued to flood through the gates as Tennessee once again led the nation in attendance by averaging 15,341 fans per game throughout its run to the Final Four. The Lady Vols posted a home mark of 13-2.

2000-01: In the farewell season for seniors Tamika Catchings, Kristen "Ace" Clement, Semeka Randall and Kyra Elzy, the Lady Vol fans once again helped UT

lead the nation in home attendance with an average of 15,510. Overall 384,869 people saw Tennessee post a perfect 15-0 home mark, win its unprecedented 10th SEC regular season championship with a 14-0 record, and advance to the Sweet 16 of the NCAA Tournament for the 20th consecutive season with a 31-3 overall record.

2001-02: In what turned out to be the Lady Vols' 13th run to the NCAA Final Four, fans poured through the gates at a rate of 14,295 per game, allowing Tennessee to lead the nation in attendance for the sixth consecutive season. The Lady Vols defeated five ranked teams and the defending 2001 national champions from Notre Dame in posting a 12-2 home mark. The Jan. 5, 2002, matchup with Connecticut reset the all-time single game attendance mark for women's collegiate basketball when 24,611 fans clicked through the Thompson-Boling Arena turnstiles. The standard later fell at the NCAA Women's Final Four when 29,619 people jammed the Alamodome for the semifinals and finals.

2002-03: A home schedule highlighted by 10 games against ranked opponents, hosting both the First and Second Rounds and NCAA Midwest Regionals and another historic march to its record 14th NCAA Final Four helped UT draw more than 200,000 fans to Thompson-Boling Arena for the sixth consecutive season (201,353). A home average of 12,585 watched the Lady Vols run their consecutive home win streak to 20, as UT picked up wins over 10 ranked opponents, including #5 Stanford, #11/12 Villanova and #15/16 Penn State.

2003-04: Once again, the Lady Vol fans turned out in droves to watch their team compete against the nation's toughest schedule. En route to advancing to the program's record 15th Final Four, Tennessee drew more than 200,000 fans for the seventh straight season (201,638), earning the nation's top home attendance mark (14,403 fans per game). Despite dropping contests to #5 Texas and #4 Connecticut, the Lady Vols claimed 12 wins at home, marking the 27th consecutive season in which the team has earned a double-digit win total in Knoxville.

2004-05: A fourth straight Final Four appearance highlighted the 14 home-win season for the Lady Vols, and Coach Summitt became the all-time winningest coach in collegiate basketball on her own home court during the second round of the NCAA tournament. Tennessee's only loss came at the hands of #9 Duke, while the Lady Vols defeated three nationally-ranked opponents at home and swept the conference as well.

2005-06: Tennessee suffered two home losses for just the fifth time since Thompson-Boling was constructed. The Lady Vols stopped four nationally-ranked opponents and eight eventual NCAA Tournament participants. Tennessee averaged 15,356 fans per game, up from 13,449 a year earlier.

YEAR-BY-YEAR HOME RECORD

YEAR	WINS	LOSSES	PCT
1974-75	6	2	.750
1975-76	7	4	.636
1976-77	8	0	1.000
1977-78	12	0	1.000
1978-79	17	1	.944
1979-80	14	1	.933
1980-81	12	0	1.000
1981-82	12	2	.857
1982-83	12	4	.750
1983-84	14	3	.823
1984-85	13	3	.813
1985-86	11	3	.786
1986-87	15	1	.938
1987-88	12	2	.857
1988-89	15	0	1.000
1989-90	14	1	.933
1990-91	15	1	.938
1991-92	14	0	1.000
1992-93	13	0	1.000
1993-94	15	0	1.000
1994-95	15	0	1.000
1995-96	14	1	.933
1996-97	14	2	.875
1997-98	16	0	1.000
1998-99	14	0	1.000
1999-00	13	2	.867
2000-01	15	0	1.000
2001-02	12	2	.857
2002-03	16	0	1.000
2003-04	12	2	.857
2004-05	14	1	.933
2005-06	12	2	.857
TOTALS	418	40	.913



THOMPSON-BOLING ARENA RECORDS

TENNESSEE

Individual
FG made 16 by Sheila Frost vs. Vanderbilt 1-17-88
FG attempted 23 by Sheila Frost vs. Northern Illinois 12-20-87
FG percentage 1.000 (6-6) by Latina Davis vs. LSU 2-22-96
3FG made 6 (three times) most recently by Kara Lawson vs. Vanderbilt 2-27-03
3FG attempted 10 (twice) most recently by Shanna Zolman vs. Florida 2-26-06
3FG percentage 1.000 (6-6) by Kara Lawson vs. Vanderbilt 2-27-03
FT made 12 by Dana Johnson vs. North Carolina A&T 3-16-94
FT attempted 16 by Candace Parker vs. Florida 2-26-06
FT percentage 1.000 (10-10) (twice) most recently by Shanna Zolman vs. Connecticut 1-7-06
Points 39 by Chamique Holdsclaw vs. Boston College 3-15-99
Off. rebounds 12 by Sheila Frost vs. Northern Illinois 12-20-87
Def. rebounds 13 by Daedra Charles vs. Southwest Missouri 3-16-91
Total rebounds 22 by Daedra Charles vs. Southwest Missouri 3-16-91
Assists 12 by Michelle Marciniak vs. Georgia 2-25-95
Turnovers 9 by Ashley Robinson vs. Boston College 12-6-00
Blocks 8 by Ashley Robinson vs. Rutgers 12-11-03
Steals 8 by Tamika Catchings vs. Memphis 2-16-99

Team **High** **Low**
FG made 50 vs. Tennessee-Martin 11-19-99 17 vs. La. Tech 11-14-99
FG attempted 97 vs. Stetson 11-26-89 48 vs. W. Kentucky 3-21-91
FG percentage691 (38-55) vs. St. Joseph's 11-16-98304 vs. La. Tech 11-24-99
3FG made 13 vs. Mississippi 2-6-05 0 vs. 31
3FG attempted 27 vs. Mississippi 2-6-05 0 vs. 11
3FG percentage833 (5-6) vs. DePaul 2-13-91000 vs. 31
FT made 36 vs. Long Beach State 12-3-88 4 vs. Stetson 12-3-87
FT attempted 53 vs. Long Beach State 12-3-88 7 vs. Stetson 12-3-87
FT percentage958 (23-24) vs. Vanderbilt 2-27-03350 vs. Boston Coll. 12-6-00
Points 133 vs. Tennessee-Martin 11-19-99 53 vs. Connecticut 1-6-96
Off. rebounds 39 vs. Colorado 12-20-93 7 vs. Vanderbilt 2-27-03
Def. rebounds 39 vs. E. Kentucky 12-18-87 13 vs. Auburn 2-14-98
Total rebounds 76 vs. Tenn. State 2-27-88 26 vs. Vanderbilt 2-22-90
Assists 31 vs. Florida A&M 3-16-95 5 vs. Ole Miss 1-26-91
Turnovers 29 vs. Grambling 3-15-97 5 vs. Villanova 3-31-03
Blocks 13 vs. E. Kentucky 12-19-87 0 vs. six opponents
Steals 27 vs. Louisiana State 2-22-98 2 vs. Louisiana Tech 1-22-96
Points 1st half 63 vs. Old Dominion 1-3-00 21 vs. Old Dominion 1-11-96
Points 2nd half 75 vs. Tennessee-Martin 11-19-99 22 vs. Connecticut 1-6-96

OPPONENTS

Individual
FG made 16 by Rehema Stephens, UCLA 12-16-90
FG attempted 32 by Ida Neal, Georgia Tech 2-15-89
FG percentage 1.000 (10-10) Misty Lamb, Vanderbilt 2-22-90
3FG made 9 by Molly Goodenbour, Stanford 12-21-92
3FG attempted 15 by Ann Strother, Connecticut 1-7-06
3FG percentage 1.000 (4-4) by Chandra Dorsey, Ole Miss 2-4-99
FT made 15 by Chantelle Anderson, Vanderbilt 2-27-03
FT attempted 17 by Chantelle Anderson, Vanderbilt 2-27-03
FT percentage 1.000 (11-11) by Adrienne Shuier, Georgia 1-28-91
Points 45 by Clarissa Davis, Texas 12-9-87
Off. rebounds 8 by Suzanne Sargeant, Auburn 1-30-92
Def. rebounds 12 by Tamika Williams, Connecticut 1-5-02
Total rebounds 16 by Charletta Robinson, Miss. State 1-9-93
Assists 11 (three times) most recently by Temeka Johnson, LSU 2-29-04
Turnovers 13 by Coco Miller, Georgia 1-28-98
Blocks 7 (twice) most recently by Vanessa Hayden, Florida 1-31-02
Steals 8 by Tamicha Jackson, Louisiana Tech 11-14-99

Team **High** **Low**
FG made 35 by Texas 12-9-87 12 by Florida Atl. 1-21-92
FG attempted 82 by DePaul 1-28-97 39 by UNC Charlotte 12-9-92
FG percentage609 (25-41) by NW 1-5-88182(12-66) by Florida. Atl., 1-21-92
3FG made 12 by Stanford 12-21-92 0 by 23 opponents
3FG attempted 27 by South Carolina 1-12-95 0 by 4 opponents
3FG percentage 1.000 (2-2) by LSU 2-10-90000 by 22
FT made 31 by Oklahoma 11-10-02 0 by 2 opponents
FT attempted 45 by Oklahoma 11-10-02 1 by Villanova 3-31-03
FT percentage 1.000 (20-20) by LSU 2-13-88000 by two opponents
Points 97 by Texas 12-9-87 26 by Florida Atl. 1-21-92
Off. rebounds 23 by Auburn 1-9-88 2 by Villanova 3-31-03
Def. rebounds 34 by Connecticut 1-5-02 11 by E. Kentucky 12-19-87
Total rebounds 48 by two opponents 17 by Villanova 3-31-03
Assists 20 by Vanderbilt 2-12-06 1 by Kentucky 1-12-91
Turnovers 46 by Memphis 2-16-99 7 by Villanova 3-31-03
Blocks 8 by three opponents 0 by 31 opponents
Steals 20 by Florida 2-26-06 1 by Alabama 2-24-90
Points 1st half 52 by Vanderbilt 1-19-96 8 by Stetson 11-24-89
Points 2nd half 56 by UCLA 12-16-90 15 by Alabama State 3-22-03

LADY VOLTS SHARE NCAA'S LONGEST HOMECOURT WINNING STREAK

TENNESSEE LADY VOLUNTEERS NCAA DIVISION I WOMEN'S BASKETBALL RECORD 69-GAME HOME WINNING STREAK (Feb. 1, 1991—Jan. 2, 1996)

69. 01-02-96 def. #17 Florida, 87-67	34. 03-20-93 def. Northwestern, 89-66
68. 12-10-95 def. Texas, 83-67	33. 02-18-93 def. South Carolina, 100-57
67. 11-27-95 def. #12 Texas Tech, 81-44	32. 02-16-93 def. Memphis State, 90-46
66. 11-25-95 def. St. Joseph's, 75-54	31. 02-14-93 def. Georgia, 71-68
65. 11-19-95 def. #2 Virginia, 78-51	30. 02-06-93 def. #23 Kentucky, 85-61
64. 03-25-95 def. #5 Texas Tech, 80-59	29. 01-25-93 def. Providence, 93-50
63. 03-23-95 def. #8 W. Kentucky, 87-65	28. 01-21-93 def. #21 DePaul, 60-48
62. 03-18-95 def. Florida Intl, 70-44	27. 01-19-93 def. Rutgers, 93-74
61. 03-16-95 def. Florida A&M, 96-59	26. 01-16-93 def. Mississippi, 64-53
60. 02-25-95 def. #9 Georgia, 83-61	25. 01-09-93 def. Mississippi State, 109-62
59. 02-19-95 def. Kentucky, 67-41	24. 01-04-93 def. Notre Dame, 79-48
58. 02-14-95 def. DePaul, 85-54	23. 12-21-92 def. #2 Stanford, 84-79
57. 02-12-95 def. #7 Vanderbilt, 75-55	22. 12-09-92 def. UNC Charlotte, 89-45
56. 01-29-95 def. #15 Mississippi, 83-48	21. 03-21-92 def. Rutgers, 97-56
55. 01-21-95 def. Mississippi State, 81-58	20. 02-29-92 def. Arkansas, 105-59
54. 01-12-95 def. South Carolina, 72-55	19. 02-25-92 def. #24 Texas, 86-68
53. 01-02-95 def. Arizona, 109-57	18. 02-22-92 def. Florida, 90-69
52. 12-06-94 def. #13 Purdue, 81-63	17. 02-10-92 def. Youngstown State, 100-72
51. 12-01-94 def. #2 Stanford, 105-69	16. 02-04-92 def. Old Dominion, 75-59
50. 11-26-94 def. Memphis, 95-66	15. 02-02-92 def. #11 Vanderbilt, 70-53
49. 03-19-94 def. Clemson, 78-66	14. 01-30-92 def. Auburn, 69-54
48. 03-16-94 def. N.C. A&T, 111-37	13. 01-26-92 def. Alabama, 82-72
47. 02-13-94 def. #11 Vanderbilt, 79-57	12. 01-21-92 def. Florida Atlantic, 108-26
46. 02-05-94 def. #15 Alabama, 85-69	11. 01-08-92 def. #22 Louisiana State, 85-69
45. 01-25-94 def. Texas, 94-60	10. 12-28-91 def. #7 Penn State, 82-81
44. 01-20-94 def. Virginia Tech, 88-51	9. 11-24-91 def. Maine, 86-71
43. 01-15-94 def. #20 Auburn, 58-46	8. 11-22-91 def. #21 Louisiana Tech, 90-70
42. 01-13-94 def. Old Dominion, 90-49	7. 03-23-91 def. #6 Auburn, 69-65
41. 01-09-94 def. Louisiana State, 91-69	6. 03-21-91 def. #10 W. Kentucky, 68-61
40. 01-02-94 def. Arkansas, 89-67	5. 03-17-91 def. SW Missouri State, 55-47
39. 12-22-93 def. #10 Louisiana Tech, 94-60	4. 02-21-91 def. Memphis State, 93-46
38. 12-20-93 def. #6 Colorado, 86-82 (OT)	3. 02-13-91 def. DePaul, 105-43
37. 12-18-93 def. Florida, 84-69	2. 02-09-91 def. #19 Notre Dame, 88-71
36. 12-12-93 def. #23 Maryland, 64-48	1. 02-02-91 def. Tennessee Tech, 94-67
35. 11-28-93 def. Montana, 82-66	

Note: # followed by a number indicates ranking of the opponent at the time the game was played in Thompson-Boling Arena. Twenty-seven of the 69 games were played against teams ranked in the Top 25.

THE 29 LADY VOLTS WHO PARTICIPATED IN THE STREAK

Player	G	Pts	Avg	DD
Nikki McCray	56	673	12.0	35
Tiffany Woosley	43	470	10.9	24
Dana Johnson	57	447	7.84	37
Vonda Ward	55	437	7.95	21
Peggy Evans	33	432	13.0	25
Latina Davis	48	391	8.1	16
Lisa Harrison	34	352	10.3	16
Michelle Marciniak	34	300	8.8	14
Dena Head	20	288	13.4	15
Abby Conklin	35	255	7.2	10
Nikki Caldwell	45	252	5.6	10
Pashon Thompson	20	201	6.7	9
Kelli Casteel	21	196	9.3	12
Tiffani Johnson	20	183	9.1	9
Jody Adams	21	144	6.8	5
Rochone Dillgard	31	120	3.8	0
Daedra Charles	7	117	16.7	7
Chamique Holdsclaw	5	73	14.6	5
Laurie Milligan	20	69	3.4	2
Michelle Johnson	17	62	3.6	2
Regina Clark	16	47	2.9	1
Marlene Jeter	7	33	4.7	2
Debbie Hawhee	15	32	2.1	0
Tanika Smith	23	25	1.0	0
Kellie Jolly	5	23	4.6	1
Brynae Laxton	4	18	4.5	0
Kim Smallwood	5	12	2.4	0
Tamara Carver	2	2	1.0	0
Misty Greene	4	0	0.0	0

Most games played: Dana Johnson, 57
Most points scored: Nikki McCray, 673
Most double-digit games: Dana Johnson, 37
Highest PPG average: Daedra Charles, 16.7

All-Time Best Women's Basketball Home Court Records (Through Games of 2005-06)

Arenas (Active)

(Must have played at least 50 games in the arena)

1. Thomas Assembly Center (Louisiana Tech: 1982-present) 353-20 (94.63%)
2. Thompson-Boling Arena (Tennessee: 1987-present) 265-16 (94.31%)
3. Gampel Pavilion (Connecticut: 1990-present) 218-17 (92.76%)
4. Dahlberg Arena (Montana: 1978-present) 85-37 (91.23%)
5. DePaul Athletic Center (DePaul: 2000-present) 74-9 (89.15%)
6. United Spirit Arena (Texas Tech: 1999-present) 97-12 (88.99%)
7. Jon M. Huntsman Center (Utah: 1975-present) 348-45 (88.54%)
8. Hartford Civic Center (Connecticut: 1980-present) 63-9 (87.50%)
9. Frank Erwin Center (Texas: 1977-present) 369-60 (86.01%)
10. Bryce Jordan Center (Penn State: 1996-present) 20-24 (83.33%)

Arenas (All-Time)

(Must have played in at least 50 games in the arena)


1. Thomas Assembly Center (Louisiana Tech: 1982-present) 353-20 (94.63%)
2. Thompson-Boling Arena (Tennessee: 1987-present) 265-16 (94.31%)
3. Memorial Gym (Louisiana Tech: 1974-1981) 84-6 (93.33%)
4. Gampel Pavilion (Connecticut: 1990-present) 218-17 (92.76%)
5. Dahlberg Arena (Montana: 1978-present) 85-37 (91.23%)
6. DePaul Athletic Center (DePaul: 2000-present) 74-9 (89.15%)
7. United Spirit Arena (Texas Tech: 1999-present) 97-12 (88.99%)
8. Jon M. Huntsman Center (Utah: 1975-present) 348-45 (88.54%)
9. Stokely Athletics Center (Tennessee: 1977-1987) 137-18 (88.39%)
10. Hartford Civic Center (Connecticut: 1980-present) 63-9 (87.50%)



FORMER HOMES OF THE LADY VOLS



Stokely Athletics Center (1976-87)



Alumni Memorial Gymnasium (1930s-1976)

• STOKELY ATHLETICS CENTER •

Stokely Athletics Center was the home to both the offices of the Women's Athletics Department and the Lady Volunteer basketball team from 1976-87. The team no longer plays any games in Stokely, but it is used as a back-up practice facility when Thompson-Boling Arena has a scheduling conflict and is the home to the Lady Vol volleyball team. The bulk of the offices of the Women's Athletics Department are still housed in Stokely—Athletic Training, Compliance, Games Management, Golf Coaches, Media Relations, Rowing Coaches, Softball Coaches, Strength Training, Track & Field Coaches and Volleyball Coaches.

The Stokely Arena, which is encircled by a four-lane Tartan indoor track, seats 12,700, while the building houses men's and women's athletics department offices. The building was originally called the UT Armory Field House in 1958 and seated just more than 7,000 spectators. Through the generosity of the late William B. Stokely, Jr., further construction was completed and on Dec. 1, 1966, the facility was renamed to honor the Stokely family.

In 1986, Stokely took on a new look as a wood playing surface replaced the old tartan court. The Horner "Pro King" hardwood was painted with the traditional outline of the state of Tennessee in the center of the floor and the familiar end line markings. The court was special-made for the University by the same manufacturer who supplied the basketball court to the Forum for the 1984 Los Angeles Olympic Games.

Stokely Athletics Center was the site of some historic games for the Lady Vols. The first women's contest played in SAC pitted Tennessee versus Kentucky on Nov. 13, 1976. The Lady Vols not only trounced the Lady Kats, 107-53, but UT's Patricia Roberts tossed in a Field House record 51 points. Along the way, Tennessee hosted the great gold medalist USSR Olympic Team in 1979, the USA All-Star team in 1979, and the first Southeastern Conference Championships in 1980.

The last Lady Vol game in Stokely, before moving over to the Thompson-Boling Arena, was a 77-61 win over Auburn in the finals of the NCAA Mideast Regionals on March 21, 1987. A week later, the Lady Vols returned to Stokely to celebrate UT's first NCAA basketball title with thousands and thousands of fans in attendance.

Although no formal attendance figures were kept prior to 1982, Tennessee most-assuredly was among the nation's elite in fan support.

• ALUMNI GYM •

Constructed in the 1930's, Alumni Gym was the first real home to Pat Summitt's inaugural Lady Vol team in 1974. The court in the tiny arena (seating 3,000) was the centerpiece of an encircling tri-balcony seating arrangement.

YEAR-BY-YEAR IN STOKELY ATHLETICS CENTER AND ALUMNI GYM

YEAR	WINS	LOSSES	PCT.	SITE
1974-75	6	2	.750	Alumni
1975-76	7	4	.636	Alumni
1976-77	3	0	1.000	Alumni
	5	0	1.000	Stokely
1977-78	12	0	1.000	Stokely
1978-79	17	1	.944	Stokely
1979-80	14	1	.933	Stokely
1980-81	12	0	1.000	Stokely
1981-82	12	2	.857	Stokely
1982-83	12	4	.750	Stokely
1983-84	14	3	.823	Stokely
1984-85	13	3	.813	Stokely
1985-86	11	3	.786	Stokely
1986-87	15	1	.938	Stokely
TOTALS	153	24	.864	

TOP 20 ALL-TIME LARGEST STOKELY HOME CROWDS

DATE	OPPONENT	UT-OPP	W/L	ATTENDANCE
1-29-79	Louisiana State	92-48	W	10,000
1-26-80	Old Dominion	54-61	L	9,496
2-14-82	Old Dominion	62-58	W	9,010
1-24-87	Georgia	78-72	W	8,623
2-02-86	Florida	82-60	W	8,003
3-21-87	Auburn	77-61	W	7,533
12-06-82	Southern Cal	71-81	L	7,231
3-01-87	UNC Charlotte	91-44	W	7,067
2-08-86	Auburn	60-66	L	6,428
3-15-87	Tennessee Tech	95-59	W	5,998
3-21-81	Maryland	79-67	W	5,995
1-05-79	UCLA	88-74	W	5,950
11-20-82	Old Dominion	72-78	L	5,442
3-19-87	Virginia	66-58	W	5,420
1-03-81	UCLA	62-65	L	5,300
3-10-79	Old Dominion	72-74	L	5,100
12-05-78	Middle Tennessee	87-63	W	5,000
2-17-79	Kentucky	89-51	W	5,000
2-06-83	N.C. State	91-78	W	4,929
1-11-87	Kentucky	76-64	W	4,883



TENNESSEE'S ATTENDANCE RECORDS

TENNESSEE'S 28-YEAR HISTORY OF ALL-TIME SEASON ATTENDANCE MARKS YEAR-BY-YEAR

YEAR	HOME	ATT(AVG.)	GMS	AWAY	ATT(AVG.)	GMS	TOTAL	ATT(AVG.)	GMS
2005-06	214,980	(15,356)	14	150,743	(6851)	22	365,723	(10,158)	36
2004-05	201,734	(13,449)	15	169,196	(8459)	20	370,930	(10,598)	35
2003-04	201,638	(14,403)	14	165,527	(7882)	21	367,165	(10,490)	35
2002-03	201,353	(12,585)	16	204,107	(9278)	22	405,460	(10,670)	38
2001-02	200,132	(14,295)	14	170,586	(8529)	20	370,718	(10,903)	34
2000-01	232,646	(15,510)	15	152,223	(8012)	19	384,869	(11,320)	34
1999-00	230,116	(15,341)	15	187,156	(8507)	22	417,272	(11,278)	37
1998-99	231,915	(16,565)	14	181,665	(9083)	20	413,580	(12,164)	34
1997-98	239,511	(14,969)	16	147,202	(6401)	23	386,713	(9916)	39
1996-97	167,992	(10,500)	16	161,556	(7024)	23	329,548	(8450)	39
1995-96	120,624	(8042)	15	142,933	(6806)	21	263,557	(7321)	36
1994-95	120,477	(8032)	15	169,933	(7724)	22	290,410	(7849)	37
1993-94	98,137	(6542)	15	85,412	(4745)	18	183,549	(5562)	33
1992-93	78,025	(6002)	13	86,815	(4569)	19	164,840	(5151)	32
1991-92	92,942	(6639)	14	60,258	(3545)	17	153,200	(4942)	31
1990-91	75,811	(4738)	16	69,166	(3640)	19	144,977	(4142)	35
1989-90	85,234	(5682)	15	45,228	(2513)	18	130,462	(3953)	33
1988-89	75,939	(5063)	15	90,435	(4111)	22	166,374	(4497)	37
1987-88	97,972	(6998)	14	51,835	(2502)	20	144,807	(4406)	34
1986-87	68,852	(4303)	16	74,304	(4128)	18	143,156	(4210)	34
1985-86	39,282	(2805)	14	29,621	(1481)	20	68,903	(2026)	34
1984-85	37,450	(2340)	16	36,628	(2289)	16	74,078	(2315)	32
1983-84	40,046	(2356)	17	31,673	(1980)	16	71,719	(2173)	33
1982-83	48,530	(3033)	16	37,288	(2193)	17	85,818	(2601)	33
1981-82	42,840	(3060)	14	40,144	(2230)	18	82,984	(2593)	32
1980-81	38,302	(3192)	12	45,857	(2414)	19	84,159	(2715)	31
1979-80	39,008	(2601)	15	46,591	(2026)	23	85,599	(2253)	38
1978-79	49,054	(2725)	18	50,289	(2395)	21	99,343	(2547)	39

University of Tennessee Lady Volunteer Basketball All-Time Largest Crowds (More than 13,000 spectators)

Crowd	Opponent	Site	Result	Date	Crowd	Opponent	Site	Result	Date
29,619	Connecticut	San Antonio, Texas	56-79 L	3/29/02	16,179	Memphis	Knoxville	98-60 W	12/15/00
28,937	Michigan State	Indianapolis, Ind.	64-68 L	4/03/05	16,098	Mississippi	Knoxville	86-43 W	2/06/03
28,210	Connecticut	Atlanta, Ga.	68-73 L	4/08/03	15,978	Old Dominion	Knoxville	113-55 W	1/03/00
28,210	Duke	Atlanta, Ga.	66-56 W	4/06/03	15,737	Auburn	Knoxville	79-63 W	2/14/98
24,653	Connecticut	Knoxville	89-80 W	1/7/06	15,735	Rutgers	New York, N.Y.	68-54 W	1/03/99
24,611	Connecticut	Knoxville	72-86 L	1/05/02	15,686	Stanford	Knoxville	63-58 W	12/17/00
24,597	Connecticut	Knoxville	84-69 W	1/03/98	15,627	Memphis	Knoxville	113-59 W	2/16/99
24,563	Texas	Knoxville	78-97 L	12/09/87	15,615	Louisiana Tech	Austin, Texas	67-44 W	3/29/87
24,373	Old Dominion	Knoxville	85-61 W	2/07/98	15,615	Long Beach State	Austin, Texas	74-64 W	3/27/87
24,051	Kentucky	Knoxville	98-60 W	1/17/99	15,588	Mississippi State	Knoxville	84-71 W	2/24/05
24,046	Connecticut	Knoxville	92-88 W	2/01/01	15,556	Louisiana Tech	Knoxville	90-75 W	11/23/01
23,385	Connecticut	Knoxville	67-74 L	1/08/00	15,606	Tennessee-Martin	Knoxville	133-60 W	11/19/99
23,291	Georgia	Charlotte, N.C.	83-65 W	3/31/96	15,438	Vanderbilt	Knoxville	78-52 W	2/04/00
23,291	Connecticut	Charlotte, N.C.	88-83 W (OT)	3/29/96	15,396	Texas	Knoxville	60-70 L	12/28/03
22,694	Louisiana State	Knoxville	90-58 W	2/22/98	15,390	Arkansas	Knoxville	88-58 W	1/01/98
22,635	Georgia	Knoxville	102-69 W	1/14/99	15,317	Vanderbilt	Nashville, Tenn.	73-68 W	1/30/93
22,515	Connecticut	Knoxville	67-81 L	2/5/04	15,312	Louisiana State	Knoxville	91-69 W	1/09/94
21,988	Vanderbilt	Knoxville	70-66 W	2/22/01	15,311	Vanderbilt	Nashville, Tenn.	66-60 W	2/07/99
21,592	Vanderbilt	Knoxville	64-59 W	2/17/97	15,233	LSU	Baton Rouge, La.	58-68 L	2/10/05
21,077	Mississippi State	Knoxville	94-53 W	2/06/99	15,217	LSU	Baton Rouge, La.	68-65 W	2/23/03
20,956	Vanderbilt	Knoxville	75-68 W	2/16/02	15,187	Vanderbilt	Nashville, Tenn.	79-71 W	2/25/96
20,790	Florida	Knoxville	93-95 L (OT)	2/26/06	15,159	Vanderbilt	Knoxville	79-57 W	2/13/94
20,573	Kentucky	Knoxville	89-64 W	2/24/02	15,132	Florida	Knoxville	99-60 W	1/10/98
20,090	Louisiana State	Knoxville	85-82 W	2/29/04	15,010	South Carolina	Knoxville	97-78 W	1/23/03
20,068	Vanderbilt	Knoxville	89-53 W	2/18/99	14,944	Georgia	Knoxville	85-69 W	1/18/01
20,060	Rutgers	Philadelphia, Pa.	64-54 W	3/31/00	14,940	Alabama	Knoxville	73-66 W	2/01/98
20,060	Connecticut	Philadelphia, Pa.	52-71 L	4/02/00	14,934	Alabama	Knoxville	72-51 W	1/18/04
19,722	UCLA	Knoxville	100-77 W	12/21/98	14,860	Alabama	Knoxville	82-57 W	1/20/02
19,576	Louisiana State	Knoxville	69-72 L	2/9/06	14,848	North Carolina	Nashville, Tenn.	76-70 W	3/23/98
19,339	Alabama	Knoxville	65-47 W	2/06/00	14,848	Vanderbilt	Nashville, Tenn.	91-60 W	2/16/98
19,208	Vanderbilt	Knoxville	86-54 W	1/25/98	14,711	Rutgers	Nashville, Tenn.	92-60 W	3/21/98
19,143	Kentucky	Knoxville	83-39 W	1/27/01	14,650	Mississippi State	Knoxville	82-68 W	1/26/03
18,643	Vanderbilt	Knoxville	72-63 W	2/13/05	14,578	Auburn	Knoxville	81-72 W	1/12/03
18,633	Arkansas	Knoxville	72-54 W	1/13/05	14,536	Arkansas	Knoxville	83-44 W	1/8/04
18,453	South Carolina	Knoxville	72-58 W	2/8/04	14,531	Arkansas	Knoxville	77-37 W	2/5/06
18,410	Arkansas	Knoxville	93-65 W	2/07/02	14,387	Mississippi	Knoxville	99-67 W	2/06/05
18,279	Mississippi	Knoxville	96-58 W	2/04/99	14,328	Louisiana State	Knoxville	89-70 W	1/04/01
18,211	Connecticut	New Orleans, La.	61-70 L	4/6/04	14,302	Kentucky	Knoxville	77-48 W	1/30/00
18,211	Louisiana State	New Orleans, La.	52-50 W	2/4/04	14,275	Vanderbilt	Knoxville	95-55 W	2/12/95
18,180	Auburn	Knoxville	76-61 W	2/27/00	14,261	South Carolina	Knoxville	90-59 W	2/11/97
18,038	Connecticut	Minneapolis, Minn.	64-70 L	4/02/95	14,168	Vanderbilt	Nashville, Tenn.	59-76 L	2/02/02
18,038	Georgia	Minneapolis, Minn.	73-51 W	4/01/95	14,133	Georgia	Knoxville	102-43 W	1/28/98
18,036	Louisiana State	Knoxville	80-48 W	2/20/00	14,131	Wisconsin	Knoxville	90-66 W	12/03/00
17,976	Louisiana Tech	Kansas City, Mo.	93-75 W	3/29/98	14,038	Georgia	Knoxville	77-70 W	1/31/05
17,976	Arkansas	Kansas City, Mo.	86-58 W	3/27/98	14,014	Arkansas	Fayetteville, Ark.	82-79 W	1/30/03
17,798	Texas	Knoxville	106-76 W	12/30/99	13,968	Princeton	Knoxville	107-39 W	12/20/05
17,667	Stanford	Knoxville	98-82 W	12/19/98	13,871	Georgia	Knoxville	94-85 W	1/12/06
17,152	Vanderbilt	Knoxville	70-87 W	2/12/06	13,689	Kentucky	Lexington, Ky.	63-66 L	1/26/06
17,077	South Carolina	Knoxville	99-45 W	2/11/01	13,659	Old Dominion	Knoxville	66-42 W	1/04/04
16,897	Arkansas	Knoxville	79-69 W	1/10/00	13,560	Stanford	Knoxville	71-56 W	12/18/02
16,836	Mississippi State	Knoxville	66-59 W	1/15/01	13,550	Portland	Knoxville	94-57 W	11/13/98
16,799	Alabama	Knoxville	89-54 W	1/29/06	13,544	Louisiana State	Knoxville	79-67 W	1/13/02
16,782	Arizona State	Phoenix, Ariz.	67-63 W	12/27/00	13,491	DePaul	Knoxville	94-52 W	11/18/00
16,737	Mississippi	Knoxville	119-52 W	2/08/01	13,481	Mississippi	Knoxville	74-72 W	2/02/97
16,714	Old Dominion	Cincinnati, Ohio	68-59 W	3/30/97	13,466	Texas Tech	Knoxville	80-59 W	3/25/95
16,714	Notre Dame	Cincinnati, Ohio	80-66 W	3/28/97	13,282	Georgia	Knoxville	83-61 W	2/25/95
16,629	Florida	Knoxville	79-40 W	2/09/03	13,250	Alabama	Knoxville	81-69 W	1/28/96
16,490	Louisiana Tech	Knoxville	75-61 W	11/21/97	13,227	Vanderbilt	Nashville, Tenn.	72-70 W	12/31/94
16,471	Kentucky	Knoxville	67-49 W	1/23/05	13,209	Stanford	Knoxville	70-67 W	12/21/04
16,464	Stetson	Knoxville	102-59 W	12/03/87	13,188	Purdue	Knoxville	75-54 W	3/22/05
16,342	Vanderbilt	Knoxville	91-71 W	2/27/03	13,175	Georgia	Knoxville	87-60 W	2/20/03
16,333	Florida	Knoxville	97-78 W	2/13/00	13,174	Duke	Raleigh, N.C.	55-76 L	11/24/02
16,294	Connecticut	Hartford, Conn.	68-67 W	1/08/05	13,127	Vanderbilt	Nashville, Tenn.	80-68 W	1/19/06
16,294	Connecticut	Hartford, Conn.	122-63 L (OT)	1/04/03	13,124	DePaul	Knoxville	89-47 W	12/03/98
16,294	Connecticut	Hartford, Conn.	76-81 L	12/30/00	13,068	Purdue	Knoxville	72-66 W	12/02/99
16,294	Connecticut	Hartford, Conn.	57-72 L	1/05/97	13,061	South Carolina	Knoxville	74-44 W	2/17/05

Won-Lost Record in Games with more than 10,000 in Attendance

Site	Won	Lost	Pct.
Home	135	13	(.912)
Away	29	10	(.744)
Neutral	22	11	(.667)
Overall	186	34	(.845)

• During the last 28 years, more than six million people have watched the University of Tennessee Lady Volunteers play basketball.

• This breaks down into 3,370,542 spectators viewing the team at home and 2,884,371 folks watching the team on the road or at a neutral site for a total of 6,254,913.

• Tennessee originally set the world record for most spectators at a women's basketball game with 24,563 in attendance at the Tennessee vs. Texas game on Dec. 9, 1987. UT continues to hold the mark for most fans to attend a women's basketball game at an on-campus facility, with 24,653 against Connecticut on Jan. 7, 2006.



TENNESSEE'S ATTENDANCE HISTORY

TOP 25 ALL-TIME LARGEST HOME CROWDS

	CROWD	OPPONENT	RESULT	DATE
1.	24,653	Connecticut	89-80 W	1/7/06
2.	24,611	Connecticut	72-86 L	1/05/02
3.	24,597	Connecticut	84-69 W	1/03/98
4.	24,563	Texas	78-97 L	12/09/87
5.	24,373	Old Dominion	85-61 W	2/07/98
6.	24,051	Kentucky	98-60 W	1/17/99
7.	24,046	Connecticut	92-88 W	2/01/01
8.	23,385	Connecticut	67-74 L	1/08/00
9.	22,694	Louisiana State	90-58 W	2/22/98
10.	22,635	Georgia	102-69 W	1/14/99
11.	22,515	Connecticut	67-81 L	2/5/04
12.	21,968	Vanderbilt	70-66 W	2/22/01
13.	21,592	Vanderbilt	64-59 W	2/17/97
14.	21,077	Mississippi State	94-53 W	2/06/99
15.	20,956	Vanderbilt	75-68 W	2/16/02
16.	20,790	Florida	93-95 L (OT)	2/26/06
17.	20,573	Kentucky	89-64 W	2/24/02
18.	20,090	Louisiana State	85-62 W	2/29/04
19.	20,068	Vanderbilt	89-53 W	2/18/99
20.	19,722	UCLA	100-77 W	12/21/98
21.	19,576	Louisiana State	69-72 L	2/9/06
22.	19,339	Alabama	65-47 W	2/06/00
23.	19,208	Vanderbilt	86-54 W	1/25/98
24.	19,143	Kentucky	83-39 W	1/27/01
25.	18,643	Vanderbilt	72-63 W	2/13/05


(all records set at Thompson-Boling Arena)

TOP 25 ALL-TIME LARGEST AWAY CROWDS

	CROWD	OPPONENT	SITE	RESULT	DATE
1.	16,294	Connecticut	Hartford, Conn.	68-67 W	1/08/05
	16,294	Connecticut	Hartford, Conn.	62-63 L (OT)	1/04/03
	16,294	Connecticut	Hartford, Conn.	76-81 L	12/30/00
	16,294	Connecticut	Hartford, Conn.	57-72 L	1/05/97
5.	15,317	Vanderbilt	Nashville, Tenn.	73-68 W	1/30/93
6.	15,311	Vanderbilt	Nashville, Tenn.	66-60 W	2/07/99
7.	15,233	LSU	Baton Rouge, La.	58-68 L	2/10/05
8.	15,217	LSU	Baton Rouge, La.	68-65 W	2/23/03
9.	15,187	Vanderbilt	Nashville, Tenn.	79-71 W	2/25/96
10.	14,848	Vanderbilt	Nashville, Tenn.	91-60 W	2/16/98
11.	14,168	Vanderbilt	Nashville, Tenn.	59-76 L	2/02/02
12.	14,014	Arkansas	Fayetteville, Ark.	92-79 W	1/30/03
13.	13,689	Kentucky	Lexington, Ky.	63-66 L	1/26/06
14.	13,227	Vanderbilt	Nashville, Tenn.	72-70 W	12/31/94
15.	13,127	Vanderbilt	Nashville, Tenn.	80-68 W	1/19/06
16.	12,645	Vanderbilt	Nashville, Tenn.	84-82 W	1/31/94
17.	12,417	Vanderbilt	Nashville, Tenn.	92-79 W (OT)	1/19/97
18.	12,343	Iowa	Iowa City, Iowa	56-72 L	3/27/93
19.	12,222	Florida	Gainesville, Fla.	103-73 W	2/11/01
20.	12,168	South Carolina	Columbia, S.C.	80-61 W	1/17/02
21.	12,080	Oklahoma	Norman, Okla.	71-55 W	12/21/03
22.	11,861	Wisconsin	Madison, Wis.	85-62 W	12/05/99
23.	11,788	Purdue	W. Lafayette, Ind.	68-78 L	11/15/98
24.	11,506	Wisconsin	Madison, Wis.	72-61 W	2/08/96
25.	11,418	Notre Dame	South Bend, Ind.	62-51 W	12/31/05

TOP 25 CROWDS ON A NEUTRAL COURT

	CROWD	OPPONENT	SITE	RESULT	DATE
1.	29,619	Connecticut	San Antonio, Texas	56-79 L	3/29/02
2.	28,937	Michigan State	Indianapolis, Ind.	64-68 L	4/03/05
3.	28,210	Connecticut	Atlanta, Ga.	68-73 L	4/08/03
	28,210	Duke	Atlanta, Ga.	66-56 W	4/06/03
5.	23,291	Georgia	Charlotte, N.C.	83-65 W	3/31/96
	23,291	Connecticut	Charlotte, N.C.	88-83 W (OT)	3/29/96
7.	20,060	Connecticut	Philadelphia, Pa.	52-71 L	4/2/00
	20,060	Rutgers	Philadelphia, Pa.	64-54 W	3/31/00
9.	18,212	Connecticut	New Orleans, La.	61-70 L	4/6/04
	18,212	Louisiana State	New Orleans, La.	52-50 W	4/4/04
11.	18,038	Connecticut	Minneapolis, Minn.	64-70 L	4/02/95
	18,038	Georgia	Minneapolis, Minn.	73-51 W	4/01/95
13.	17,976	Louisiana Tech	Kansas City, Mo.	93-75 W	3/29/98
	17,976	Arkansas	Kansas City, Mo.	80-66 W	3/27/98
15.	16,782	Arizona State	Phoenix, Ariz.	67-63 W	12/27/00
16.	16,714	Old Dominion	Cincinnati, Ohio	68-59 W	3/30/97
	16,714	Notre Dame	Cincinnati, Ohio	80-66 W	3/28/97
18.	15,735	Rutgers	New York, N.Y.	68-54 W	1/03/99
19.	15,615	Louisiana Tech	Austin, Texas	67-44 W	3/29/87
	15,615	Long Beach State	Austin, Texas	74-64 W	3/27/87
21.	14,848	North Carolina	Nashville, Tenn.	76-70 W	3/23/98
22.	14,711	Rutgers	Nashville, Tenn.	92-60 W	3/21/98
23.	13,174	Duke	Raleigh, N.C.	55-76 L	11/24/02
24.	12,897	N.C. State	Cleveland, Ohio	83-63 W	1/29/00
25.	12,235	Duke	Greensboro, N.C.	63-69 L	3/22/99



LADY VOL LOCKER ROOM

Completed in 1989 and renovated during the summer of 1998, the Tennessee Lady Volunteer basketball locker room was already regarded as the finest women's collegiate facility in the country. That's why it may surprise observers and frustrate opponents when they learn that the area was upgraded to an even higher level. Approximately 1,500 square feet were added to the locker room in the summer of 1998, bringing the total square footage to an eye-popping 4,500 square feet.

Upon entering, visitors will be amazed at the 900-square-foot living room and recreation area, easily the centerpiece of the redesign. This home away from home for the student-athletes includes lounge seating and occasional tables, an enormous projection screen TV for team viewing, along with custom trophy cases. Meanwhile, the recreation area houses an orange felt pool table, several video game systems, tables and chairs for studying or eating, a wall-mounted television and yet another custom trophy case.

Both of these areas showcase the unparalleled Lady Vol success story from the past to the present with displays containing photos of all six National Championship teams, every Lady Vol Final Four entry, SEC Championship squads and highlights of the various teams' visits to the White House. In addition, these rooms feature architectural pilasters of natural oak with brass lettering celebrating Tennessee's program and its unprecedented six national crowns.

Central to the room is a huge circular support pillar, which is traditionally signed by graduating players immediately after commencement ceremonies on the floor of spacious Thompson-Boling Arena. One hundred percent of all Lady Vol basketball players who complete their eligibility have graduated or are completing their degree requirements.

Another feature to the facility is a 550-square-foot team meeting and film room that includes Regal Cinema Seating for the players, and a 60-inch plasma flat screen television. The room also displays the impressive individual honors of current and former team members, along with pictures of UT All-Americans and Olympians — more than any other school in the country for women's hoops.

Prior to the 1998 renovation, the locker room received a complete facelift in 1995-96 with the addition of custom wall-to-wall carpeting, a leather sectional sofa and assorted chairs, a state-of-the-art sound system, and a home theatre/surround sound big screen television. However, these amenities pale in comparison to what the Lady Vols will enjoy as they head into what they hope will be another successful campaign.

Other spaces featured in these palatial digs include a kitchen with a microwave and well-stocked refrigerator, a guest restroom, manager's office and a separate area for storage. Further down the hall is the training and taping area for basketball, the athletic trainer's private office and a physician's examining room. Around one more corner is a large dressing area for the players, complete with individual cubicles. Connected to this area are individual showers, whirlpools and restroom facilities.

The atmosphere is made homey with plush carpeting and fine furniture throughout with the predominant colors being orange, white and columbia blue. Over the past several years, custom rugs were made highlighting each of the NCAA Championships.

Hundreds of collegiate coaches and fans took a tour through the locker room during the Final Four in 1990. Their interest was piqued due to Coach Summitt's eviction of the Lady Vols from their plush pad after a dismal 1989 road swing through California. The story landed on the front page of the *USA TODAY* sports section and was the topic of conversation with the media for the month the team was kept out of the locker room. Said junior pivot Carla McGhee at the time, "It was like we didn't pay our rent by playing hard and she evicted us."

LOCKER ROOM STATISTICS

- 900-square foot living room/recreation area
- 550-square foot meeting/film room
- Projection screen TV
- 60-inch plasma flat screen TV
- Movie theatre seating
- Complete athletic training/taping area
- Study lounge/pool table/video games



Plush leather couches in the Lady Vol living room... comfortable for studying or napping!



Television, trophies and photos of White House visits in the Lady Vol living room.



The game room is complete with pool table, video console and a kitchen.



The Lady Vol dressing room.



The Lady Vol video room has stadium seating for better viewing. On display in the video room are recent trophies and the graduation pole.



LADY VOL BANNERS AND RINGS


RINGS

The Lady Vols celebrate their NCAA and SEC Championships with distinctively designed rings. In addition to the gold NCAA rings given to the players immediately following the championship game, the Tennessee coaches also design a special NCAA championship ring.

In 1987, a Lady Vol championship coin medallion bordered by a gold rope was presented to the players and staff. Depending on individual taste, the medallion was worn as a drop on a necklace, mounted to be worn as a ring or incorporated into a bracelet. For championship number two in 1989, a distinctive gold ring featuring several diamonds on an oval face was the design.

A Rolex-style gold watch with diamonds for numbers and a gold ring with three large diamonds mounted vertically in the center commemorated title number three in 1991. Perhaps the most eye-catching of all the championship rings, the 1996 ring sports four large diamonds across the front of a solid gold ring. Ring number five is a real dazzler, with a diamond shape and five diamonds mounted in the four points and the center of the ring. Championship ring number six was the creation of Katie Wynn, Coach Pat Summitt's long-time secretary, who designed the round face six-diamond ring to commemorate the 1998 title.

When a Lady Vol in any of UT's 11 sports wins her first SEC regular season or tournament title, she gets a lovely gold Lady Vol SEC Championship ring with diamonds on the face.



BANNERS

Adorning the ceiling at the northeast end of the Thompson-Boling Arena are a slew of banners commemorating the Lady Vols' SEC Championships and Tournament titles, trips to the AIAW and NCAA Tournaments, Final Fours, and NCAA titles.

On Nov. 13, 1998, another NCAA Championship banner was added, bringing the total of title banners to six.



LADY VOL HISTORY



IN THIS SECTION



All-Time Lady Vols 126-127

The Early Years 128

All-Time Coaching Records 129

Lady Vol Honor Roll 130-131

Retired Jerseys 132-133

Tennessee Traditions-Olympians 134

Tennessee Traditions-Team USA 135

Tennessee Traditions-Kodak All-Americans 136

Tennessee Traditions-NCAA 25th Anniversary Team 137

Lady Vols in the Women's Basketball Hall of Fame 138

Summitt Inducted Into the Naismith Basketball Hall of Fame 139

Lady Vols in Pro Basketball 140-141

History of Lady Vols in the WNBA 142-144

Lady Vol Success in the Coaching Ranks 145

All-Time Teams, Players, Starters 146-156

ALL-TIME LADY VOLS · 1974-PRESENT

IN MEMORY OF DR. FONDA BONDURANT



The Lady Vol basketball family suffered a great loss in the summer of 1994 when former player Dr. Fonda Bondurant died in a boating accident near Smithville, Tenn. Bondurant played for UT from 1975 to 1977 before giving up basketball to concentrate solely on her academics. Her passing marked the first death of any Lady Vol athlete since the founding of the UT Women's Intercollegiate Athletics Department in 1976.

A native of South Fulton, Tenn., Bondurant was an orthopaedic surgeon with Tennessee Orthopaedics of Lebanon. She graduated from the University of Tennessee in 1979, UT Medical School at Memphis in 1984, and completed her residency in Houston, Texas, in 1991.

"The one thing about Fonda that really sticks out in my mind was her hard work on the basketball court and her dedication in the classroom," Head Coach Pat Summitt said. "Her dream was to be a doctor, and she turned out to be a very skilled physician."

Bondurant played guard for Tennessee as a freshman and a sophomore and averaged two points and one rebound per game in 30 contests. She was a member of the first Lady Vol team to represent Tennessee at the National Championships. That squad finished in third place in Minneapolis in 1977.

Fonda was survived by a number of dear, life-long friends, as well as her parents, Harvey and Arti Marie, and her brothers, Greg and Bryan.

PLAYER	UNIFORM NO.	SEASONS	STATUS	HOMETOWN/HIGH SCHOOL	POS.	HT.	GMS.	PPG	RPG	
A										
Jody Adams	3	1989-93	Graduate	Cleveland, TN/Bradley County	G	5-5	107	6.7	1.7	
<i>Nicky Anosike</i>	<i>55</i>	<i>2004-</i>	<i>Active</i>	<i>Staten Island, NY/St. Peter's</i>	<i>G</i>	<i>6-4</i>	<i>71</i>	<i>6.9</i>	<i>5.7</i>	
<i>Alberta Auguste</i>	<i>33</i>	<i>2006-</i>	<i>Active</i>	<i>Marrero, LA/John Ehret</i>	<i>F</i>	<i>5-11</i>				
B										
Suzanne Barbre	34	1974-78	Graduate	Morristown, TN/Morristown West	G	5-8	64	13.5	4.2	
<i>Shannon Bobbitt</i>	<i>00</i>	<i>2006-</i>	<i>Active</i>	<i>New York, NY/Bergtraum</i>	<i>G</i>	<i>5-2</i>				
Cindy Boggs		1974-75	Graduate	Ducktown, TN	G	5-6				
Fonda Bondurant	12	1975-77	Graduate	South Fulton, TN/South Fulton	G	5-6	30	2.1	0.9	
Sherry Bostic	14	1984-86	Transfer	LaFollette, TN/Campbell County	F	5-11	51	3.1	1.9	
Nancy Bowman	12	1972-75	Graduate	Lenoir City, TN	G	5-3				
Gina Bozeman	20	1981	Transfer	Sylvester, GA/Worth Academy	G	5-6	8	1.3	0.4	
Diane Brady	20	1973-75	Graduate	Calhoun, TN	G	5-2				
Cindy Brogdon	44	1977-79	Graduate	Buford, GA/Greater Atlanta Christian	F	5-10	70	20.8	6.0	
Niya Butts	3	1996-00	Graduate	Americus, GA/Americus	F	6-0	111	2.3	1.2	
Tasha Butts	3	2000-04	Graduate	Milledgeville, GA/Baldwin County	G	5-11	141	6.4	3.8	
C										
Nikki Caldwell	33	1990-94	Graduate	Oak Ridge, TN/Oak Ridge	G	5-11	126	5.9	2.2	
Abby Canon	12	2004-05	Transfer	Shelbyville, TN/Shelbyville Central	G	5-8	7	0.0	0.1	
Amanda Canon	11	1998-02	Graduate	Shelbyville, TN/Shelbyville Central	F	5-11	42	0.8	0.4	
Sonya Cannon	51	1981-85	Graduate	Maryville, TN/Maryville	F	5-8	21	0.7	0.4	
Tamara Carver	50	1990-91	Transfer	Cosby, TN/Cosby	G	5-6	4	1.0	0.3	
Kelli Casteel	34	1988-92	Graduate	Maryville, TN/Maryville	C	6-2	129	6.5	3.4	
Tamika Catchings	24	1997-01	Graduate	Duncanville, TX/Duncanville	F	6-1	127	16.6	7.9	
Lesia Cecil	51	1985-86	Graduate	Helenwood, TN/Scott County	G	5-2	4	0.8	0.3	
Daedra Charles	32	1988-91	Graduate	Detroit, MI/St. Martin de Porres	C	6-3	105	14.2	8.2	
Becky Clark	24	1979-80	Transfer	Memphis, TN/Bishop Byrne	F	5-8	10	1.6	1.0	
Regina Clark	5	1988-92	Graduate	Saginaw, MI/Buena Vista	G	5-8	109	3.6	1.4	
Kristen "Ace" Clement	33	1997-01	Graduate	Broomall, PA/Cardinal O'Hara	G	5-11	136	5.8	2.4	
Susan Clower	34	1978-82	Graduate	Kingston, TN/Roane County	G	5-9	139	3.0	1.9	
Lynne Collins	40	1980-84	Graduate	Blacksburg, VA/Blacksburg	F	6-0	126	4.8	3.0	
Shelia Collins	30	1981-85	Graduate	Colbert, GA/Madison County	G	5-9	104	13.6	6.0	
Abby Conklin	52	1993-97	Graduate	Charlestown, IN/Charlestown	F	6-3	143	8.6	3.9	
Pam Cook	42	1982-83	Quit	Duluth, GA/North Gwinnett	G	5-7	27	3.8	2.2	
<i>Elizabeth Curry</i>	<i>10</i>	<i>2006-</i>	<i>Active</i>	<i>New Virginia, IA/Interstate 35</i>	<i>G</i>	<i>5-6</i>				
Bev Curtis	51	1979	Quit	Acworth, GA/Etowah	F	6-0	6	4.0	2.0	
D										
Latina Davis	5	1992-96	Graduate	Winchester, TN/Franklin County	G	5-6	136	9.2	4.0	
LaToya Davis	4	2000-04	CD	Forsyth, GA/Mary Persons	F	6-0	128	3.6	2.1	
Susie Davis	20	1976-79	Graduate	Hohenwald, TN/Lewis County	F	5-8	69	1.7	1.5	
Freda DeLozier	40	1975	Graduate							
Rochone Dillgard	22	1991-94	Graduate	Lebanon, TN/Lebanon	F	6-1	44	2.2	1.8	
Gail Dobson	52	1971-75	Graduate	Greeneville, TN	C	5-10				
Sybil Dosty	33	2004-05	Transfer	Tucson, AZ/Salpointe	C	6-3	62	2.8	2.7	
Kris Durham	23	1987-89	Graduate	Dunellen, NJ/Union Catholic	G	5-8	36	5.9	1.4	
E										
Sarah Edwards	31	1998-01	Quit	Sevierville, TN/Sevier County	G/F	5-11	36	1.6	0.4	
Tonya Edwards	33	1986-90	Graduate	Flint, MI/Northwestern	G	5-10	121	10.5	3.5	
Cindy Ely	55	1977-81	Graduate	Canton, GA/Cherokee	C	6-2	128	5.0	4.6	
Shyra Ely	43	2001-05	Graduate	Indianapolis, IN/Ben Davis	F	6-2	139	12.0	6.8	
Kyra Elzy	5	1996-01	Graduate	LaGrange, KY/Oldham County	G/F	6-1	126	4.5	3.0	
Peggy Evans	20	1990-93	Transfer	Detroit, MI/Country Day	C	6-0	94	11.5	6.1	
F										
Sherri Fancher	14	1976-79	Graduate	Knoxville, TN/Sevier County	G	5-7	82	1.7	1.0	
Tye'sha Fluker	50	2002-05	Graduate	Pasadena, CA/John Muir	C	6-5	140	6.3	4.0	
Susan Foulds	13/42	1979-81	Graduate	Annandale, VA/Thomas Jefferson	F	5-11	29	1.1	1.0	
Valerie Freeman	42	1983-85	Medical	Milledgeville, GA/Baldwin County	F	6-0	58	6.2	3.5	
Sheila Frost	12	1985-89	Graduate	Pulaski, TN/Giles County	C	6-4	138	13.0	7.6	
<i>Alex Fuller</i>	<i>44</i>	<i>2004-</i>	<i>Active</i>	<i>Shelbyville, TN/Shelbyville Central</i>	<i>F</i>	<i>6-3</i>	<i>32</i>	<i>2.1</i>	<i>2.0</i>	
G										
Amy Gamble	53	1983-84	Transfer	Glendale, W.VA/John Marshall	F	5-10	42	3.1	3.1	
Marci Garner		1974-76	Graduate	Maryville, TN	F	5-8				
Teresa Geter	40	1997-99	Transfer	Columbia, SC/Columbia	C	6-3	67	6.1	4.7	
Bridgette Gordon	30	1985-89	Graduate	DeLand, FL/DeLand	F	6-0	137	17.9	6.7	
Liza Graves	12	1975-78	Graduate	Knoxville, TN/Central	G	5-5	14	0.3	0.5	
Kathie Greene		1975-76	Graduate	New Market, TN	C	6-1				
Misty Greene	13	1995-98	CD	Decatur, TN/Meigs County	G	5-9	82	3.3	1.1	
Debbie Groover	52	1977-81	Graduate	Canton, GA/Cherokee	C	6-0	139	11.4	6.9	
Aubrey Guastalli	31	2004-05	Graduate	Westwood, MA/Westwood	G	5-6	8	0.0	0.1	
H										
Tanya Haave	24/45	1980-84	Graduate	Evergreen, CO/Evergreen	F	6-2	128	13.8	5.9	
Leanne Hance	15	1977-78	Quit	Morristown, TN/Morristown West	F	5-7	14	1.2	1.1	
Jerilynn Harper		1978-79	Transfer	Jefferson City, TN/Jefferson County	C	6-1	37	9.9	4.6	
Lisa Harrison	21	1989-93	Graduate	Louisville, KY/Southern	F	6-0	130	8.7	6.3	
Pat Hatmaker	20/24	1980-84	Graduate	Knoxville, TN/Karns	G	5-8	128	3.5	1.4	
Debbie Hawhee	52	1988-92	Graduate	Greeneville, TN/South Greene	F	6-1	107	3.0	1.7	
Dena Head	11	1988-92	Graduate	Canton, MI/Plymouth-Salem	G	5-11	135	11.0	4.8	
Lea Henry	44	1979-83	Graduate	Damascus, GA	G	5-4	134	8.4	1.8	
Chamique Holdscaw	23	1995-99	Graduate	Astoria, NY/Christ the King	F	6-2	148	20.4	8.8	
<i>Alexis Hornbuckle</i>	<i>14</i>	<i>2004-</i>	<i>Active</i>	<i>Charleston, WV/South Charleston</i>	<i>G</i>	<i>5-11</i>	<i>64</i>	<i>9.2</i>	<i>5.4</i>	
Karla Horton	55	1984-87	Graduate	Kershaw, SC/Andrew Jackson	C	6-2	99	9.4	7.8	
J										
Brittany Jackson	25	2001-05	Graduate	Cleveland, TN/Bradley Central	F	6-0	134	6.9	1.9	



ALL-TIME LADY VOLS · 1974-PRESENT

PLAYER	UNIFORM NO.	SEASONS	STATUS	HOMETOWN/HIGH SCHOOL	POS.	HT.	GMS.	PPG	RPG
Gwen Jackson	13	1999-03	Graduate	Eufaula, AL/Eufaula	C	6-2	137	11.0	5.7
Marlene Jeter	15	1990-92	Graduate	Carlisle, SC/Union	F	6-0	29	3.2	2.2
Dana Johnson	53	1991-95	Graduate	Baltimore, MD/Western	C	6-2	133	12.2	7.8
Tiffani Johnson	4	1994-97	Graduate	Charlotte, NC/Garinger	C	6-4	110	8.9	6.8
Michelle Johnson	00/44	1993-95	Medical	Shelbyville, TN/Shelbyville Central	F	6-0	38	3.1	2.8
Kellie Jolly	14	1995-99	Graduate	Sparta, TN/White County	G	5-10	132	6.8	1.9
K									
Janice Koehler		1974-76	Graduate	Nashville, TN	G	5-6			
Tammy Larkey	52	1981-83	Transfer	Gray, TN/Daniel Boone	C	6-5	42	4.8	3.6
L									
Kara Lawson	20	1999-03	Graduate	Alexandria, VA/West Springfield	G	5-8	143	13.6	4.3
Brynae Laxton	31	1995-98	Graduate	Oneida, TN/Oneida	F	6-0	99	2.7	2.2
Cheryl Littlejohn	44	1983-87	Graduate	Gastonia, NC/Hunter Huss	C	6-3	118	2.3	1.5
M									
Michelle Marciniak	3	1993-96	Graduate	Macungie, PA/Allentown Central Catholic	G	5-9	135	10.2	2.7
Pam Marr	10	1982-86	Graduate	Winter Park, FL/Winter Park	G	5-6	132	1.9	1.0
Dawn Marsh	4	1984-88	Graduate	Alcoa, TN/Alcoa	G	5-6	132	5.6	1.7
Melissa McCray	35	1985-89	Graduate	Johnson City, TN/Science Hall	G	5-10	139	6.3	2.7
Nikki McCray	23	1991-95	Graduate	Collierville, TN/Collierville	F	5-11	127	12.4	5.3
Courtney McDaniel	34/42	2000-04	Graduate	Bristol, TN/Tennessee	C/F	6-1	101	3.5	2.7
April McDivitt	10	1999-02	Transfer	Connersville, IN/Connersville	G	5-8	104	5.0	1.5
Carla McGhee	24	1986-90	Graduate	Peoria, IL/Manual	F	6-3	101	6.1	5.1
Lisa McGill	24	1976-79	Graduate	Gatlinburg, TN/Sevier County	F	5-10	50	5.9	4.6
Cait McMahan	2	2006-	Active	Maryville, TN/Heritage	G	5-4			
Laurie Milligan	11	1994-98	Graduate	Tigard, OR/Tigard	G	5-8	102	3.6	1.1
Zandra Montgomery	30	1977-79	Graduate	Cleveland, TN/Bradley Central	F	5-10	65	10.0	4.8
Nicci Moats	34	2006-	Active	Daleville, VA/Lord Botetourt	F	6-2			
Loree Moore	21	2001-05	Graduate	Lakewood, CA/Narbonne	G	5-9	118	6.1	3.8
Pearl Moore	42	1987-90	Graduate	Harriman, TN/Harriman	F	6-2	39	3.0	2.7
Tasheika Morris	12	1999-00	Transfer	Huntsville, AL/Butler	F	6-0	23	2.2	0.8
Karen Morton	50	1982-83	Transfer	Lake City, TN/Lake City	C	6-3	21	11.7	5.5
Lindsey Moss	21	2005	Transfer	Alpharetta, GA/Chattahoochee	G	6-1	28	2.0	0.7
Sabrina Mott	40	1986-87	Quit	Brentwood, TN/Brentwood	G	5-9	10	0.7	0.4
Michelle Muñoz	14	2001-02	Transfer	Mason, OH/Mason	F	6-1	27	3.7	2.0
N									
Cindy Noble	32	1978-81	Graduate	Clarksburg, OH/Adena	C	6-5	103	15.2	7.1
O									
Kathy O'Neil	40	1976-80	Graduate	Newport, TN/Cocke County	F	5-11	137	5.2	3.5
Mary Ostrowski	14	1980-84	Graduate	Parkersburg, WV/Parkersburg Catholic	F/C	6-2	125	13.8	8.0
P									
Candace Parker	3	2004-	Active	Naperville, IL/Naperville Central	F	6-4	36	17.3	8.3
Jane Pemberton		1975-76	Graduate	Deer Lodge, TN	C	5-10			
Shalon Pillow	50	1998-02	Graduate	Addyston, OH/Taylor	C	6-3	108	2.7	1.5
R									
Semeka Randall	21	1997-01	Graduate	Cleveland, OH/Trinity	G	5-10	140	13.7	5.1
Jill Rankin	13	1979-80	Graduate	Phillips, TX/Phillips	C	6-3	38	19.2	7.3
Linda Ray	23/35	1981-85	Graduate	Norris, TN/Norris	F	5-9	19	1.1	0.8
Dominique Redding	13	2003-	Active	Clearwater, FL/Clearwater	F	6-1	97	3.2	1.2
Emily Roberts	52	1976-77	Graduate	Sharon, TN/Westview	C	5-9	25	2.8	2.3
Patricia Roberts	44	1976-77	Graduate	Monroe, GA/Monroe	F/C	6-1	33	29.9	14.2
Ashley Robinson	33/43	2000-04	Graduate	Grand Prairie, TX/South Grand Prairie	C	6-5	132	7.0	5.1
S									
Debbie Scott	50	1988-90	Transfer	Gallatin, TN/Gallatin	F	6-0	70	4.7	1.9
Joy Scruggs	22	1971-75	Graduate	Cleveland, TN	G	5-3			
Jan Seay		1977-78	Quit	Albany, GA/Albany	F	5-8	3	0.7	.0
Shelley Sexton	23	1983-87	Graduate	Lake City, TN/Anderson County	G	5-7	112	8.5	2.5
Kim Smallwood	10	1995-96	Transfer	Richmond, TX/Lamar Consolidated	F	5-10	21	2.0	1.4
Melissa Smith	44	1989-90	Transfer	Schofield, WI/D.C. Everest	C	6-2	25	1.4	1.2
Tanika Smith	25	1993-95	Transfer	Knoxville, TN/Central	G	5-8	39	1.1	0.6
Michelle Snow	00	1998-02	Graduate	Pensacola, FL/Pensacola	C	6-5	137	10.9	6.5
Kristie Snyder	15	1983-84	Graduate	Knoxville, TN/Bearden	G	5-6	6	0.7	0.3
Sidney Spencer	1	2003-	Active	Hoover, AL/Hoover	F/C	6-3	96	6.9	3.6
Kathy Spinks	11	1984-88	Graduate	Forest Hills, KY/Belfrey	C	6-2	125	4.7	3.0
LaShonda Stephens	34	1996-00	Graduate	Woodstock, GA/Sequoyah	C	6-3	92	2.5	1.9
T									
Sue Thomas	30	1974-77	Graduate	Maryville, TN/Everett	F	5-8	33	11.3	6.1
Pashen Thompson	44	1993-97	Graduate	Philadelphia, MS/Philadelphia	C	6-1	130	7.4	6.3
Mina Todd	23	1980-81	Transfer	Murray, KY/Calloway County	G	5-10	9	4.5	2.0
Paula Towns	51/55	1980-84	Graduate	Fort Valley, GA/Peach County	F	6-1	117	9.5	6.5
Gay Townson	14	1986-87	Graduate	Loudon, TN/Loudon	F	5-9	10	0.8	0.2
Jennifer Tuggle	32	1984-88	Graduate	Etowah, TN/McMinn Central	F	6-2	97	4.6	2.4
W									
Vonda Ward	24	1991-95	Graduate	Northfield, OH/Trinity	C	6-6	125	6.7	5.6
Holly Warlick	22	1976-80	Graduate	Knoxville, TN/Bearden	G	5-7	141	6.4	3.5
Jackie Watson	32	1974-77	Graduate	Crossville, TN/Cumberland County	F	5-8	33	4.9	3.8
Lisa Webb	34	1983-88	Graduate	Milledgeville, GA/Balwin County	F	5-9	113	6.4	4.1
Sa'de Wiley-Gatewood	15	2004-05	Transfer	Pomona, CA/Lynwood	G	5-9	22	5.6	2.0
Tiffany Woosley	10	1991-95	Graduate	Shelbyville, TN/Shelbyville Central	G	5-6	104	10.5	2.2
Z									
Shanna Zolman	5	2002-05	Graduate	Syracuse, IN/Wawasee	G	5-10	144	11.8	2.5

*CD = Completing Degree




TEAMS AND PLAYERS FROM THE EARLY YEARS



1903



1904



1905



1906



1907



1908



1909



1910



1920



1922



1923



1924



1925



1926

The Players (1903-1974)

The following is a list of all women known to have been a member of a University of Tennessee women's basketball team between 1903 and 1974. Years of participation refer to the end of that academic year, the conclusion of the season. This list, compiled from all available sources, is not assumed to be complete or even necessarily correct.

- | | |
|---|---|
| ANDERTON, Billye 1969-70
ANDERTON, Mary 1926
ARGERA, --- 1971
AYCOCK, Mary or Pauline 1922
BAIRD, Evelyn 1924-25-26*
BARFIELD, Carol 1971
BAUMAN, Harriet 1904
BEAN, Lucille 1926
BLAIR, Annis or Sara 1922
BLANTON, Mary Virginia 1926
BOND, Nell 1924
BORTHICK, Melinda 1972-73-74
BRIMI, Barbara 1965 to 68
BRYANT, Marjorie 1922-23
BURDICK, Kathleen 1922
CABLE, Catherine 1926
CALDWELL, Linda 1969-70
CAPPS, Ethel 1926
CARLETON, Adaline 1925
CAROTHERS, Hattie 1922
CARTER, Sandy 1974
COLE, Susie 1970
CONLEY, Ruby 1924-25
COOKE, Mary 1925
COOLEY, Elizabeth 1905
COOPER, Mary 1906
COPLEY, Marie 1972
CRESTLA, --- 1926
CROW, Mabel 1925
CROW, Dona 1971
DAHNKE, Marjorie 1926
DAMON, Myrtle 1907
DANIEL, Mary 1910
D'ARDELL, Verdi 1922
DAVIS BAXTER, Carolyn 1963 or 65
DAVIS, Marjorie 1907-08-10
DeGOLIA, Fannie 1903-04
DODD, Lillian 1905
DOZIER, Mary 1926
DUNBAR, Jackie 1974
DUNN, Barbara 1972-73
ELKINS, Catherine 1925
ELLIS, Mary 1926
FERRIS, Elizabeth 1924-25
FOX, --- 1924
FRAZIER, Claudia 1908-09*
FRITZ, Ruthie 1969-70
FULLER, Aimee 1974
GARTH, Jeanie 1920*
GILDERSLEEVE, Mabel 1904-06-07
GOODWIN, Carol 1963
GRAVES, Patricia 1971
GREEN, Brenda 1963 to 66
GREGORY, Gloria 1963 to 66
GROVES, Sue 1974
HALL, Jennifer 1969
HAPE, Nelle 1920
HARBERT, Florine 1924-25
HARDIN, Mary 1909
HARRIS, Anne 1925
HAZELWOOD, Margaret 1924-25
HIBLER, Mary Dell 1969*-70
HICKEY, Gayle 1970-71
HICKS, Agnes 1925-26
HILL, Jane 1969
HITE, Maude 1904-05-07
HOBBS, Terry 1973
HOHNE, Maria 1974
HOOD, Grace 1905-06-07*-08*
HOPSON, Trixie 1923
HOUSE, Mary 1920
HULING, Fannie 1924-25
JARDET, Jan 1969-70-71-72*
JARRELL, Jackie 1970
JETER, Gladys 1920
JOHNSON, Mary 1920 | KEHR, Florence 1910
KEHR, Marguerite 1909-10
KELLER, Maude 1903
LACY, Louise 1926
LEE, Ann 1969
LENAHAN, Kyran 1973-74
LOVELACE, Inez 1924-25*
LOWE, Alberta 1920
LYMAN, Jessica 1910*
MABRY, Evelyn 1926
McCRACKEN, Jennilee
1922-23-24-MG25
McIntIRE, Blanch 1903
McNABB, Leta 1910
MILLER, Bertha Rose 1906
MILLER, Grace 1907-08-09
MINTON, Lucille 1926
MORGAN, Lucy 1920-22
MORIARTY, Lois 1923
MORRILL, Jenny 1904*
NELSEN, Gretchen 1909-10
NICKERSON, Margaret 1910
PASCHALL, Debbie 1972-73
PAYNE, Diane 1971
PEMBERTON, Lynn 1972-73
PERKINS, Alice 1907-08
PERKINS, Margaret 1905-06
PETRONE, Patty 1973
PIERCE, Patty 1969
PIETY, Linda 1970
POLK, Essie 1905*-06*
POPE, Anne 1922-23
POWELL, Lou Ann 1969-70
PRESTLEY, Lelia 1926
PRUETT, Diane 1971
PULLIN, Burline 1972
RHEA, Colleen 1926
RICE, Genevieve 1907-08
ROCKWELL, Katherine 1920
ROEHL, Winona 1905
SCARBROUGH, Ann 1971
SCHULTZE, Sue 1973-74
SCOTT, Gloria 1972-73-74
SCOTT, Virginia 1920*
SHANTON, Mary Moore 1926
SMALLLEY, Louise 1923
SMARTT, Jane 1965 to 68
SMITH, Maud Walker 1924
STARK, Margaret 1920
STOKELY, Anna 1923
STOLTZFUS, Christine 1909
STRADLEY, Mildred 1923-24-25-26
THOMPSON, --- 1969
THORNBURGH, Laura 1903-04
TODD, Nannie 1906
TREADWELL, Mary 1903
UPCHURCH, Catherine 1926
VANNEMAN, Agnes 1920
WADE, Daisy 1906
WALDROP, Eve 1971
WARD, Sadie 1904
WATKINS, Sarah 1923-25
WAYLAND, Edith 1907
WELLER, Helen 1924*
WEYLAND, Anna 1906
WHITE, Becky 1926
WILLIAMS, Frances 1924-25-26
WILLIAMS, Jane 1903-04
WILLIAMS, Katherine 1903*
WINGATE, Marion 1923
WYATT, Margie 1971
YOUNG, Elizabeth 1926
YOW, Venessa 1972 |
|---|---|

italics indicate estimated years
 * - team captain



ALL-TIME COACHING RECORDS



Ayres



Bellmont



Burnley



Cronan



Huddle



Hutson



Lay



Miller



Morgan



Morrill



Myers



Polk



Sandberg



Summitt



Weisenberg



Williams

ALL-TIME LADY VOL BASKETBALL COACHES

Name	Years at UT	Tenure	Won	Lost	Tied	Pct.
Katherine Williams	1903	1	0	2	0	.000
Jenny Morrill	1904	1	0	2	0	.000
L.T. Bellmont	1905	1	0	4	0	.000
Essie Polk	1906	1	0	3	0	.000
T.S. Myers	1907	1	1	1	0	.500
W.C. Burnley	1908	1	1	2	0	.333
Andrew Weisenberg	1909	1	1	1	1	.500
Howard Sandburg	1909-10	1	0	2	0	.000
Mary Douglas Ayres	1920	1	2	3	0	.400
Mabel Miller	1922-23	2	4	2	0	.667
Fay Morgan	1924	1	4	3	0	.571
Ann Huddle	1925-26	2	12	4	1	.735
Nancy Lay	1960-68	9	*	*	*	***
Joan Cronan	1969-70	2	8	10	0	.444
Margaret Hutson	1971-74	4	60	18	0	.769
Pat Head Summitt	1974-Present	32	913	177	0	.838
TOTALS		61 years	1006	234	2	.810

16 coaches in 61 seasons

*No schedules or results available

NOTE: The 1,006 victories establish the University of Tennessee as the all-time winningest program in NCAA Division I women's basketball history.

ALL-TIME LADY VOL ASSISTANT/GRADUATE ASSISTANT COACHES

COACH	POSITION	YEARS
Jane Albright	Graduate Assistant	1981-83
Kathy Allen	Graduate Assistant	2002-04
Janet Allman	Graduate Assistant	1983-84
Debbie Ayers	Volunteer Assistant	1989-90
Journey Beard	Volunteer Assistant	1982-83
Al Brown	Assistant	1995-02
Greg Brown	GA/Assistant	2002-03/2003-2004
Tasha Butts	Graduate Assistant	2004-05
Nikki Caldwell	GA/Assistant	1998-99/2002-present
Shelia Collins	Graduate Assistant	1986-87
Loretta Coughlin	Volunteer Assistant	1980-81
Tony Cross	Volunteer Assistant	1983-84
Nancy Darsch	Assistant	1978-85
Mickie DeMoss	Assistant	1985-03
Sherry Dihel	Vol. Admin. Asst.	1997-98
Danielle Donehew	Graduate Assistant/ Dir. Of BB Ops.	2001-03/2003-present
Angel Elderkin	Graduate Assistant/Video Coord.	2005-06/2006-present
David Head	Graduate Assistant	2003-05
Lea Henry	Graduate Assistant	1984-85
Elizabeth Jackson	Graduate Assistant	1976-77
Angela Lawson	Graduate Assistant	1989-91
Dean Lockwood	Assistant	2004-present
Dawn Marsh	Part-time Assistant	1988-90
Matthew Mitchell	Graduate Assistant	1999-00
Pam Owens	Graduate Assistant	2005-06
Carolyn Peck	Assistant	1993-95
Jill Rankin	Graduate Assistant	1980-81
Shelley Sexton	Graduate Assistant	1988-89
Judy Southard	Graduate Assistant	1977-78
Amber Stocks	Graduate Assistant	2000-02
Pam Tanner	Assistant/GA	1990-93
Heidi VanDerveer	Graduate Assistant	1986-88
Holly Warlick	Assistant/Associate Head	1985-2004/2004-present
Lisa Webb	Graduate Assistant	1988-89
Claudia Woody	Graduate Assistant	1978-79

Winningest Program in the Nation!

WOMEN'S NCAA DIVISION I BASKETBALL ALL-TIME VICTORY LIST

	FIRST YEAR	SEASONS	WINS	LOSSES	PCT.		FIRST YEAR	SEASONS	WINS	LOSSES	PCT.
1. Tennessee	1902-03	61	1006	234	.810	11. Richmond	1919-20	86	724	494	.594
2. Louisiana Tech	1974-75	32	899	154	.854	12. Western Kentucky	1913-14	44	720	350	.673
3. Old Dominion	1969-70	37	818	273	.750	13. Texas Tech	1975-76	31	704	279	.716
4. Texas	1974-75	32	803	248	.764	14. Kansas State	1968-69	38	702	416	.628
5. James Madison	1920-21	84	779	447	.635	15. Georgia	1973-74	33	694	293	.703
6. Stephen F. Austin	1972-73	34	773	284	.731	16. Auburn	1971-72	35	694	300	.698
7. Tennessee Tech	1970-71	36	771	329	.701	17. Virginia	1973-74	33	679	295	.697
8. Long Beach State	1962-63	44	758	349	.685	18. Montana	1974-75	32	677	236	.742
9. Ohio State	1965-66	41	726	328	.689	19. St. Peter's	1967-68	39	665	302	.688
10. Penn State	1964-65	42	724	297	.709	20. Stanford	1974-75	32	584	266	.687



LADY VOL HONOR ROLL

There are 54 categories of prominent honors that have been received by Lady Vol basketball players over the years. Ninety Lady Vols, roughly 65 percent of the all-time roster of 143 players, have received recognition in one of these categories. Twelve players distinguish themselves by appearing in a double-digit number of categories: Chamique Holdsclaw, 34; Tamika Catchings, 25; Bridgette Gordon, 19; Kara Lawson, 15; Dena Head, 13; Candace Parker, 12; Daedra Charles, Nikki McCray, Michelle Marciniak, 11; Tanya Haave and Semeka Randall, 10. Additionally, another 66 Lady Vols have been decorated at least twice on this list.

OLYMPIANS

Cindy Brogdon (Silver) 1976
Tamika Catchings (Gold) 2004
Daedra Charles (Bronze) 1992
Bridgette Gordon (Gold) 1988
Lea Henry (Gold) 1984
Chamique Holdsclaw (Gold) 2000
Nikki McCray (Gold) 1996, (Gold) 2000
Carla McGhee (Gold) 1996
Cindy Noble (Boycott) 1980, (Gold) 1984
Jill Rankin (Boycott) 1980
Patricia Roberts (Silver) 1976
Holly Warlick (Boycott) 1980

USA NATIONAL TEAMS

Cindy Brogdon 1976-78
Tamika Catchings 2002, 2004, 2006
Daedra Charles 1989, 1992, 1994
Shelia Collins 1983
Latina Davis 1995
Tonya Edwards 1997
Peggy Evans 1992-93
Sheila Frost 1987
Bridgette Gordon 1987-89
Debbie Groover 1979
Tanya Haave 1982
Dena Head 1992-94
Lea Henry 1980-84
Chamique Holdsclaw 1997-00
Dana Johnson 1994
Kara Lawson 2002
Michelle Marciniak 1995-98
Nikki McCray 1993, 1995-96, 1998-2000
Carla McGhee 1993-96
Loree Moore 2003
Cindy Noble 1979-84
Mary Ostrowski 1981-83
Candace Parker 2006
Jill Rankin 1978-80
Patricia Roberts 1976-78
Michelle Snow 2006
Holly Warlick 1978-80
Tiffany Woosley 1994

USA JUNIOR NATIONAL

Jody Adams 1990
Nicky Anosike, 2005
Tamika Catchings 1997, 1998
Kristen Clement 1997
Shelia Collins 1982
Kris Durham 1986, 1988
Tonya Edwards 1986
Cindy Ely 1977-78
Kyra Elzy 1997
Peggy Evans 1991
Sheila Frost 1986
Bridgette Gordon 1986
Debbie Groover 1977
Tanya Haave 1981
Lisa Harrison 1991
Dena Head 1989
Lea Henry 1978-79
Dana Johnson 1991-93
Tiffani Johnson 1996
Kara Lawson 2001
Michelle Marciniak 1991-93
Dawn Marsh 1985-86
Cait McMahan 2005
Loree Moore 2000, 2001
Karen Morton 1982
Mary Ostrowski 1978-80
Candace Parker 2004
Semeka Randall 1997, 1998
Ashley Robinson 2000
Michelle Snow 2000
Pashen Thompson 1996
Vonda Ward 1992-93
Holly Warlick 1977
Tiffany Woosley 1992-93

U.S. OLYMPIC FESTIVAL

Jody Adams 1990
Daedra Charles 1987
Susan Clower 1978-79
Shelia Collins 1982
Abby Conklin 1993-94
Latina Davis 1993
Kris Durham 1986-87

Tonya Edwards 1986
Cindy Ely 1978
Peggy Evans 1991
Sheila Frost 1986
Amy Gamble 1982-83
Bridgette Gordon 1986
Tanya Haave 1981
Lisa Harrison 1991
Dena Head 1987
Lea Henry 1978-79
Chamique Holdsclaw 1995
Marlene Jeter 1989
Dana Johnson 1991
Tammy Larkey 1981
Michelle Marciniak 1989-91
Pam Marr 1983
Dawn Marsh 1985-86
Laurie Milligan 1995
Karen Morton 1982-83
Mary Ostrowski 1978-79
Pashen Thompson 1994
Vonda Ward 1989-90

KODAK ALL-AMERICANS

Cindy Brogdon (Forward) 1976, 1978, 1979
Tamika Catchings (Forward) 1998, 1999, 2000, 2001
Daedra Charles (Center) 1990, 1991
Shelia Collins (Guard) 1985
Shyra Ely (Forward) 2004
Bridgette Gordon (Forward) 1988, 1989
Tanya Haave (Forward) 1983
Lisa Harrison (Forward) 1993
Dena Head (Guard) 1992
Chamique Holdsclaw (Forward) 1996, 1997, 1998, 1999
Kara Lawson (Guard) 2003
Nikki McCray (Forward) 1994, 1995
Cindy Noble (Center) 1981
Mary Ostrowski (Forward) 1982
Candace Parker (Forward) 2006
Semeka Randall (Guard) 1999, 2000
Jill Rankin (Center) 1979, 1980
Patricia Roberts (Center) 1977
Holly Warlick (Guard) 1980

NAISMITH PLAYER OF THE CENTURY (1900s)

Chamique Holdsclaw 2000

NAISMITH PLAYER OF THE YEAR

Chamique Holdsclaw 1998, 1999
Tamika Catchings 2000

NAISMITH ALL-AMERICA TEAM

Tamika Catchings 1999, 2000
Daedra Charles 1991
Bridgette Gordon 1988, 1989
Lisa Harrison 1993
Dena Head 1992
Chamique Holdsclaw 1997, 1998, 1999
Michelle Marciniak 1996
Nikki McCray 1994, 1995

ASSOCIATED PRESS PLAYER OF THE YEAR

Chamique Holdsclaw 1998, 1999
Tamika Catchings 2000

ASSOCIATED PRESS ALL-AMERICA TEAM

Tamika Catchings 1999, 2000, (second team) 2001
Shyra Ely (third team) 2004
Chamique Holdsclaw 1997, 1998, 1999
Gwen Jackson (honorable mention) 2001, (honorable mention) 2003
Kellie Jolly (honorable mention) 1999
Kara Lawson (honorable mention) 2001, (third team) 2002, (second team) 2003
Candace Parker (second team) 2006
Semeka Randall (second team) 1999, 2000, (honorable mention) 2001
Michelle Snow (honorable mention) 2001, (honorable mention) 2002

ESPY AWARDS FEMALE ATHLETE OF THE YEAR

Chamique Holdsclaw 1999

ESPY AWARDS WOMEN'S BASKETBALL

PLAYER OF THE YEAR
Tamika Catchings 2001
Chamique Holdsclaw 1998, 1999

HONDA-BRODERICK CUP ATHLETE OF THE YEAR

Chamique Holdsclaw 1998

HONDA CUP WINNER

Bridgette Gordon 1989
Chamique Holdsclaw 1997, 1998

NCAA WOMAN OF THE YEAR (FINALIST)

Kara Lawson 2003

SPORTING NEWS PLAYER OF THE YEAR

Chamique Holdsclaw 1998, 1999

SPORTING NEWS ALL-AMERICA TEAM

Tamika Catchings 1999, 2000
Chamique Holdsclaw 1998, 1999
Semeka Randall (second team) 1999

SPORTS ILLUSTRATED PLAYER OF THE YEAR

Chamique Holdsclaw 1998, 1999

SPORTS ILLUSTRATED ALL-AMERICA TEAM

Tamika Catchings 1999, 2000
Chamique Holdsclaw 1998, 1999

SULLIVAN AWARD

Chamique Holdsclaw 1999

USA BASKETBALL PLAYER OF THE YEAR

Chamique Holdsclaw 1997

USA BASKETBALL WRITERS OF AMERICA

PLAYER OF THE YEAR

Chamique Holdsclaw 1998
Tamika Catchings 2000

USA BASKETBALL WRITERS OF AMERICA

ROOKIE OF THE YEAR

Tamika Catchings 1998

FRANCIS POMEROY NAISMITH AWARD

Kara Lawson 2003

WBCA PLAYER OF THE YEAR

Chamique Holdsclaw 1998, 1999
Tamika Catchings 2000

WADE TROPHY WINNER

Daedra Charles 1991

WOODY HAYES AWARD

Kara Lawson 2004

NAISMITH COACH OF THE CENTURY (1900s)

Pat Summitt 2000

ASSOCIATED PRESS COACH OF THE YEAR

Pat Summitt 1998

NAISMITH COACH OF THE YEAR

Pat Summitt 1987, 1989, 1994, 1998, 2004

WBCA-CONVERSE COACH OF THE YEAR

Pat Summitt 1983, 1995, 1998

THE JOHN AND NELLIE WOODEN COACH OF THE YEAR

Pat Summitt 1998

USA BASKETBALL WRITERS OF AMERICA

COACH OF THE YEAR

Pat Summitt 1998

ESPY AWARDS CO-TEAM OF THE DECADE (1990s)

Jody Adams 1989-93
Niya Butts 1996-2000
Nikki Caldwell 1990-94
Amanda Canon 1998-02
Tamara Carver 1990-91
Kelli Casteel 1988-92
Tamika Catchings 1997-01
Daedra Charles 1988-91
Regina Clark 1988-92
Kristen "Ace" Clement 1997-01
Abby Conklin 1993-97
Latina Davis 1992-96
Rochone Dilligard 1991-94
Sarah Edwards 1998-01
Tonya Edwards 1986-90
Kyra Elzy 1996-01
Peggy Evans 1990-93
Teresa Geter 1997-99



LADY VOL HONOR ROLL

Misty Greene 1995-98
Lisa Harrison 1989-93
Debbie Hawhee 1988-92
Dena Head 1988-92
Chamique Holdsclaw 1995-99
Marlene Jeter 1990-92
Dana Johnson 1991-95
Michelle Johnson 1993, 1995
Tiffani Johnson 1994-97
Kellie Jolly 1995-99
Brynae Laxton 1995-98
Michelle Marciniak 1993-96
Nikki McCray 1991-95
Carla McGhee 1986-90
Laurie Milligan 1994-98
Pearl Moore 1987-90
Shalon Pillow 1998-02
Semeka Randall 1997-01
Debbie Scott 1988-90
Kim Smallwood 1995-96
Melissa Smith 1989-90
Tanika Smith 1993-95
Michelle Snow 1998-02
Lashonda Stephens 1996-2000
Pashen Thompson 1993-97
Vonda Ward 1991-95
Tiffany Woosley 1991-95

KODAK 25th ANNIVERSARY TEAM

Chamique Holdsclaw 1999

NCAA TEAM OF THE DECADE (1980s)

Bridgette Gordon (Forward)

NCAA 25th ANNIVERSARY TEAM

Chamique Holdsclaw
Bridgette Gordon
Pat Summitt (coach)

NCAA POSTGRADUATE SCHOLARSHIP WINNERS

Tanya Haave 1984
Lea Henry 1983

CoSIDA ACADEMIC ALL-AMERICAN OF THE YEAR

Jill Rankin 1980

GTE/CoSIDA ALL-TIME ACADEMIC

ALL-AMERICA BASKETBALL TEAM

Jill Rankin (second team)

ACADEMIC ALL-AMERICA TEAM

Peggy Evans (third team) 1992
Tanya Haave (third team) 1983, (first team) 1984
Lea Henry (third team) 1983
Kara Lawson (first team) 2003
Jill Rankin (first team) 1980
Shanna Zolman (first team) 2006

NCAA TOURNAMENT MOST OUTSTANDING PLAYER

Tonya Edwards 1987
Bridgette Gordon 1989
Chamique Holdsclaw 1997, 1998
Michelle Marciniak 1996

NCAA ALL-FINAL FOUR TEAM

Tamika Catchings 1998, 2000
Daedra Charles 1991
Tonya Edwards 1987
Sheila Frost 1989
Bridgette Gordon 1987, 1989
Dena Head 1991
Chamique Holdsclaw 1996, 1997, 1998
Gwen Jackson 2003
Tiffani Johnson 1996
Kellie Jolly 1997, 1998
Kara Lawson 2003
Michelle Marciniak 1996
Nikki McCray 1995
Mary Ostrowski 1984
Shanna Zolman 2004

NCAA REGIONAL TOURNAMENT

MOST OUTSTANDING PLAYER

Kelli Casteel (Midwest) 1991
Tamika Catchings (Midwest) 2000
Shelia Collins (Midwest) 1982
Latina Davis (East) 1996
Bridgette Gordon (Midwest) 1987, (East) 1989
Chamique Holdsclaw (Midwest) 1997, (Midwest) 1998
Gwen Jackson (Midwest) 2003
Dawn Marsh (East) 1988
Nikki McCray (Midwest) 1995
Mary Ostrowski (Midwest) 1984
Shelley Sexton (Midwest) 1986

NCAA ALL-REGIONAL TOURNAMENT TEAMS

Jody Adams (Midwest) 1991
Tasha Butts (Midwest) 2004

Kelli Casteel (Midwest) 1991
Tamika Catchings (East) 1999, (Midwest) 2000
Daedra Charles (East) 1990, (Midwest) 1991
Shelia Collins (Midwest) 1982, (Midwest) 1985
Latina Davis (East) 1996
LaToya Davis (Midwest) 2004
Shyra Ely (Midwest) 2002, (Midwest) 2003, (Midwest) 2004, (Philadelphia) 2005

Sheila Frost (Midwest) 1986, 1987, (East) 1989
Bridgette Gordon (Midwest) 1987, (East) 1988, (East) 1989
Tanya Haave (Midwest) 1983, 1984
Lisa Harrison (Midwest) 1993
Dena Head (East) 1990
Chamique Holdsclaw (East) 1996, (East) 1999, (Midwest) 1997, (Midwest) 1998
Gwen Jackson (Midwest) 2002, (Midwest) 2003
Dana Johnson (Midwest) 1995
Kellie Jolly (Midwest) 1997
Kara Lawson (Midwest) 2003
Michelle Marciniak (Midwest) 1995, (East) 1996
Dawn Marsh (East) 1988
Nikki McCray (Midwest) 1994, (Midwest) 1995
Mary Ostrowski (Midwest) 1984
Candace Parker (Cleveland) 2006
Semeka Randall (Midwest) 1998, (Midwest) 2000
Shelley Sexton (Midwest) 1986
Pashen Thompson (Midwest) 1997
Tiffany Woosley (Midwest) 1993
Shanna Zolman (Philadelphia) 2005, (Cleveland) 2006

SEC COACH OF THE YEAR

Pat Summitt 1993, 1995, 1998, 2001, 2003, 2004

SEC FEMALE ATHLETE OF THE YEAR

Bridgette Gordon 1989
Chamique Holdsclaw 1998, 1999

ALL-SEC TEAM

First team unless otherwise noted

Tasha Butts (second team) 2004
Tamika Catchings 1998, 1999, 2000, (second team) 2001
Daedra Charles 1991
Shelia Collins 1985
Abby Conklin (second team) 1997
Latina Davis (second team) 1996
Tonya Edwards (second team) 1988
Shyra Ely 2004, 2005
Peggy Evans 1992
Sheila Frost 1987, 1988, 1989
Bridgette Gordon 1986, 1987, 1988, 1989
Tanya Haave 1983, 1984
Lisa Harrison 1993
Dena Head 1991, 1992
Lea Henry 1983
Chamique Holdsclaw 1996, 1997, 1998, 1999
Alexis Hornbuckle (second team) 2006
Gwen Jackson 2001, 2003
Dana Johnson 1994, 1995
Kellie Jolly (second team) 1999
Kara Lawson 2000, 2001, 2002, 2003
Michelle Marciniak 1995, (second team) 1996
Dawn Marsh (second team) 1988
Melissa McCray (second team) 1989
Nikki McCray (second team) 1993, 1994, 1995
Mary Ostrowski 1982, 1984
Candace Parker 2006
Semeka Randall (second team) 1998, 1999, 2000, (second team) 2001
Michelle Snow (second team) 2000, 2001, (second team) 2002
Paula Towns 1982
Tiffany Woosley 1993, (second team) 1994
Shanna Zolman (second team) 2004, (second team) 2005, 2006

SEC FRESHMAN OF THE YEAR

Tamika Catchings 1998
Bridgette Gordon 1986
Dena Head 1989
Chamique Holdsclaw 1996
Candace Parker 2006

ALL-SEC FRESHMAN TEAM

Nicky Anosike 2005
Nikki Caldwell 1991
Tamika Catchings 1998
Latina Davis 1993
Kris Durham 1988
Tonya Edwards 1987
Shyra Ely 2002
Peggy Evans 1991
Bridgette Gordon 1986
Lisa Harrison 1990
Dena Head 1989
Chamique Holdsclaw 1996
Alexis Hornbuckle 2005
Gwen Jackson 2000
Dana Johnson 1992
Tiffani Johnson 1995
Kara Lawson 2000

Loree Moore 2002
Candace Parker, 2006
Semeka Randall 1998
Ashley Robinson 2001
Sidney Spencer 2004
Pashen Thompson 1994
Tiffany Woosley 1992
Shanna Zolman 2003

SEC TOURNAMENT MOST VALUABLE PLAYER

Shelia Collins 1985
Shyra Ely 2005
Bridgette Gordon 1988, 1989
Dena Head 1992
Chamique Holdsclaw 1998, 1999
Candace Parker 2006
Jill Rankin 1980
Tiffany Woosley 1994

SEC ALL-TOURNAMENT TEAM

Tamika Catchings 1998, 1999, 2000
Daedra Charles 1990, 1991
Shelia Collins 1985
Shyra Ely 2004, 2005
Peggy Evans 1992
Sheila Frost 1989
Bridgette Gordon 1988, 1989
Tanya Haave 1982, 1983
Dena Head 1989, 1990, 1992
Chamique Holdsclaw 1996, 1997, 1998, 1999
Brittany Jackson 2005
Dana Johnson 1994, 1995
Kara Lawson 2002, 2003
Michelle Marciniak 1996
Dawn Marsh 1985
Nikki McCray 1994, 1995
Cindy Noble 1980
Mary Ostrowski 1982
Candace Parker 2006
Semeka Randall 1998
Jill Rankin 1980
Michelle Snow 1999, 2000
Sidney Spencer 2006
Kathy Spinks 1987
Holly Warlick 1980
Tiffany Woosley 1994
Shanna Zolman 2005

ACADEMIC ALL-SEC

Jody Adams 1991, 1992
Nicky Anosike 2005-freshman team, 2006
Niya Butts 1998, 1999, 2000
Amanda Canon 2000, 2001, 2002
Tamika Catchings 1999, 2002
Regina Clark 1991, 1992
Kristen "Ace" Clement 1999, 2001
Abby Conklin 1995, 1996, 1997
Rochone Dilligard 1994
Sarah Edwards 2000, 2001, 2002
Tonya Edwards 1990
Shyra Ely 2005
Kyra Elzy 2001, 2002
Peggy Evans 1992
Tye'sha Fluker 2004, 2005, 2006
Alex Fuller 2006
Tanya Haave 1983, 1984
Lisa Harrison 1993
Debbie Hawhee 1990, 1991, 1992
Kellie Jolly 1997, 1998, 1999
Kara Lawson 2001, 2002, 2003
Brynae Laxton 1996, 1997, 1998
Michelle Marciniak 1994, 1996
Melissa McCray 1989
Nikki McCray 1995
Courtney McDaniel 2003
April McDivitt 2001, 2002
Laurie Milligan 1998
Candace Parker 2005-freshman team, 2006
Semeka Randall 2001, 2002
Linda Ray 1984, 1985
Dominique Redding 2004
Debbie Scott 1990
Sidney Spencer 2004, 2005, 2006
Jennifer Tuggle 1987, 1988
Vonda Ward 1994
Lisa Webb 1988
Shanna Zolman 2004, 2005, 2006

SEC "GOOD WORKS" TEAM

Tasha Butts 2004
Tamika Catchings 2000
Tye'sha Fluker 2005
Kellie Jolly 1999
Kara Lawson 2001, 2003
April McDivitt 2002
Shanna Zolman 2006




TENNESSEE TRADITIONS — RETIRED JERSEYS



Athletes may enjoy many accolades during their playing days. Players can be named to all-conference and All-America teams. They may even go on to earn a spot on the USA National Team. The ultimate tribute, however, is reserved for only a chosen few—the retiring of their jerseys.

Lady Vol basketball players have worn thirty-four different numbers over the years; five will never be worn again. Numbers 22, 23, 24, 30 and 32 have been retired to preserve the dedication and commitment that the last player to wear each of those numbers has displayed for Tennessee basketball.



Holly's mother, Fran, shared in the excitement of the jersey retirement.

◀ No. 22 Holly Warlick

Guard • 1976-80 • Hometown: Knoxville, Tennessee

The first Tennessee athlete, either male or female, to have her jersey retired was Holly Warlick. Number 22 was retired on Feb. 18, 1980, in a ceremony after Tennessee's 89-72 win over Clemson in Stokely Athletics Center. A play-making wizard for the Lady Vols from 1976-80, Holly earned All-America honors three times. At the time of the ceremony, she held UT records for most assists in a game (14), most steals in a game (9), and most assists in a season (225).

Holly could not hang her uniform on the wall right away. She played six more games after the retirement party. The final time she donned No. 22 was in the AIAW National Championship game when the Lady Vols fell to Old Dominion, 68-53.

During her years at Tennessee, the Lady Vols produced a 118-23 overall record, three trips to the Final Four and a first-ever SEC Tournament title. She later went on to become a member of the 1980 U.S. Olympic Team.

Now a member of the Lady Vol coaching staff, Warlick's No. 22 hangs in the hallway outside the women's basketball office in Thompson-Boling Arena.

▶ No. 30 Bridgette Gordon

Forward • 1985-89 • Hometown: DeLand, Florida


Ten years later, the second Lady Vol basketball jersey was retired. Bridgette Gordon returned to Thompson-Boling Arena after a stellar career at Tennessee to see her No. 30 retired during halftime of Tennessee's 76-70 win over Texas on Jan. 17, 1990.

Bridgette led the Lady Vols to a 115-21 record during her four years at UT. She was the driving force behind an NCAA-record four consecutive trips to the Final Four as well as two NCAA and two SEC Championships.

Bridgette was the first freshman ever to lead UT in scoring, and she earned co-SEC Rookie of the Year and All-SEC honors. The next year she led Tennessee to its first NCAA title, earned All-SEC honors again and was named to the All-Final Four team. She copped All-SEC honors and was named MVP of the SEC Tournament as a junior. She also earned her first of two Kodak All-America honors that year.

After earning a gold medal as a member of the 1988 U.S. Olympic basketball team, Bridgette returned to Tennessee for her senior season. She led the Lady Vols to the 1989 NCAA title and was named MVP of the Final Four. She finished her career as the all-time leading scorer in NCAA Tournament history.

Bridgette graduated in 1989 with a B.S. in political science. She was basketball's nominee for the 1989 Honda-Broderick Award, which is symbolic for women's academic and athletic achievement.



TENNESSEE TRADITIONS — RETIRED JERSEYS



◀ No. 32 Daedra Charles

Center • 1988-91 • Hometown: Detroit, Michigan

When Tennessee hosted the SEC-Big 10 Challenge in Dec. 28, 1991, Daedra Charles became the next Lady Vol to have her jersey retired. Charles returned to Knoxville from Como, Italy, where she was playing professional basketball with former Lady Vol teammate Bridgette Gordon. Charles came to surprise Lady Vol head coach Pat Summitt by announcing the endowment of the Pat Head Summitt Scholarship, presented by Charles, Gordon and another former Lady Vol, Lisa McGill Reagan. Summitt, who was unaware of the endowment, had planned the retirement ceremony as a surprise for Charles.

A two-time Kodak All-American at Tennessee, Daedra was the 1991 SEC Woman Athlete of the Year. She became the first player from the SEC to win the Wade Trophy, the highest honor in women's basketball. All this came after leading Tennessee to its third NCAA title in five years.

She finished her career seventh on the UT scoring list (1495), sixth in rebounding (858) and second in shots blocked (97), despite missing her freshman season as a Prop 48 student. Still, Daedra graduated in four years, earning a bachelor's degree in child and family studies.

No. 23 Chamique Holdsclaw ▶


Forward • 1995-99 • Hometown: Astoria, New York

During halftime of the Lady Vols' 92-88 home triumph over archrival Connecticut on Feb. 1, 2001, the collegiate career of arguably the greatest women's player to ever play the game was officially closed when Chamique Holdsclaw became just the fourth Lady Vol to have her jersey retired.

The Naismith Player of the Century and one of only six four-time Kodak All-Americans in the history of women's basketball, Holdsclaw led the Orange and White to a 131-17 overall record and an unprecedented three consecutive national championships from 1996-98, while establishing herself as the program's all-time leader in scoring (3,025 points) and rebounding (1,295).

The NCAA Tournament's most outstanding player in 1997 and 1998, Holdsclaw still holds the record for points (479 points, 21.8 ppg) and rebounds (198 rebounds, 9.0 rpg) accumulated in tournament games.

The only two-time winner of the Associated Press Player of the Year Award, Holdsclaw garnered 34 individual awards during her career, including 21 player of the year honors from a variety of organizations. In 2006, Holdsclaw was named to the NCAA 25th Anniversary Team. She was previously named to the Kodak 25th Anniversary Team in 1999.



No. 24 Tamika Catchings ▶

Forward • 1997-2001 • Hometown: Duncanville, Texas

The fifth Lady Vol jersey to be retired belonged to Tamika Catchings. From the moment she stepped on the court in the number 24 orange and white jersey, we knew from her contagious smile that she was a special person, and from her deadly baseline-to-baseline hustling for all 40 minutes, a truly phenomenal player.

This special six-foot, one-inch forward had the heart of a champion and could play anywhere on the court. Her UT career was shortened during her senior year when she went crashing to the floor with a torn anterior cruciate ligament in game 17 versus Mississippi State.

Her list of awards was staggering, as she captured a slew of them while being tabbed as UT's second four-time Kodak All-American. What she accomplished in the span of her collegiate career is the stuff of legend. She played in 127 games as a Lady Vol. Her assault on the record books is legendary for both scoring, with 2,113 points, and rebounding, 1,004 boards — both marks rank her third all-time. She also finished her career second all-time in steals with 311 and blocked shots with 140. And remember, she missed half of her senior season.

Her teammates will tell you how special it was to earn a blue adidas headband after Catchings went out with the injury. Earning one meant they hustled like "Catch" would have. The Eleanor Roosevelt League for the Hard of Hearing honored her in 1998 — as a special role model for youngsters and



adults with hearing impairments. Her UT academic counselors will relate stories about Catchings graduating ahead of her class in December 2000. People in the Knoxville community will tell you of the countless hours she put in with youths from all walks of life — from playgrounds to hospitals.

Now a WNBA All-Star for the Indiana Fever, Catchings added to her collection of accolades in the Summer of 2004 with a gold medal as a member of the USA Women's Basketball Team at the Athens Olympic Games.



TENNESSEE TRADITIONS — OLYMPIANS

COACHING STAFF



PAT SUMMITT


1980 Moscow
Assistant Coach
(Boycott)
1984 Los Angeles
Head Coach
(Gold)



NANCY DARSCH

1984 Los Angeles
Assistant Coach
(Gold)
1996 Atlanta
Assistant Coach
(Gold)

ATHLETES



CINDY BROGDON
1976 Montreal
(Silver)



TAMIKA CATCHINGS
2004 Athens
(Gold)



DAEDRA CHARLES
1992 Barcelona
(Bronze)



BRIDGETTE GORDON
1988 Seoul
(Gold)



PATRICIA HEAD
1976 Montreal
(Silver)



LEA HENRY
1984 Los Angeles
(Gold)




CHAMIQUE HOLDSCLAW
2000 Sydney
(Gold)




NIKKI McCRAY
1996 Atlanta (Gold)
2000 Sydney (Gold)




CARLA MCGHEE
1996 Atlanta
(Gold)




CINDY NOBLE
1980 Moscow (Boycott)
1984 Los Angeles (Gold)



JILL RANKIN
1980 Moscow
(Boycott)



PATRICIA ROBERTS
1976 Montreal
(Silver)



HOLLY WARLICK
1980 Moscow
(Boycott)

TENNESSEE TRADITIONS – TEAM USA

LADY VOLS ON WORLD CHAMPIONSHIP GAMES TEAMS



Tamika Catchings
2002, gold; 2006, bronze



Daedra Charles
1994, bronze



Dena Head
1994, bronze



Pat Head
1974



Chamique Holdsclaw
1998, gold



Nikki McCray
1998, gold




Carla McGhee
1994, bronze



Cindy Noble
1983, silver



Candace Parker
2006, bronze



Michelle Snow
2006, bronze



Holly Warlick
1979, gold

Since competition of women's basketball teams at the international level began in 1953, ten different Lady Vols have competed at the World Championships on the United States Senior National Team (Team USA), combining for four gold, one silver and six bronze medals. The Tennessee representatives include Tamika Catchings (2002, gold; 2006, bronze), Daedra Charles (1994, bronze), Dena Head (1994, bronze), Chamique Holdsclaw (1998, gold), Nikki McCray (1998, gold), Carla McGhee (1994, bronze), Cindy Noble (1983, silver), Candace Parker (2006, bronze), Michelle Snow (2006, bronze) and Holly Warlick, (1979, gold). Lady Vol Head Coach Pat Head Summitt played for the U.S. Team in 1974.

An astonishing 42 former Lady Vols have been on the rosters of the Senior and/or Junior National Teams.

USA SENIOR NATIONAL TEAMS

Cindy Brogdon 1976-78
Tamika Catchings 2002, 2004
Daedra Charles 1989, 1992, 1994
Shelia Collins 1983
Latina Davis 1995
Tonya Edwards 1997
Peggy Evans 1992-93
Sheila Frost 1987
Bridgette Gordon 1987-89
Debbie Groover 1979
Tanya Haave 1982
Dena Head 1992-94
Lea Henry 1980-84
Chamique Holdsclaw 1997-2000

Dana Johnson 1994
Kara Lawson 2002
Michelle Marciniak 1995-98
Nikki McCray 1993, 1995-96, 1998-2000
Carla McGhee 1993-96
Loree Moore 2003
Cindy Noble 1979-84
Mary Ostrowski 1981-83
Candace Parker 2006
Jill Rankin 1978-80
Patricia Roberts 1976-78
Michelle Snow 2006
Holly Warlick 1978-80
Tiffany Woosley 1994



Candace Parker, Michelle Snow and Tamika Catchings were members of the 2006 edition of Team USA which nabbed a bronze medal at the FIBA World Championships in Brazil.

The 2006 FIBA World Championship

The Lady Vols were once again well-represented on Team USA in 2006 as current basketball star Candace Parker joined former Tennesseans Michelle Snow and Tamika Catchings on the bronze-winning squad.

"This was such an amazing and eye-opening experience," Parker said. "I am grateful to have had the opportunity to play at the international level with and against some of the best women's basketball players in the world."

Parker led Team USA in scoring three times, rebounding three times and in blocks seven times in nine games. She finished the tournament ranked third on the team in scoring (115 points, 12.7 ppg), second in rebounding (55 rebounds, 6.1 rpg) and she established a new American record for blocks in a tournament (14).

The United States dominated the statistics, ranking first in ten different categories, including scoring offense (86.0 ppg), scoring defense (58.8 ppg), scoring margin (+27.2), field goal percentage defense (.327), three-point field goal percentage (.404), rebounding offense (42.0 rpg), rebounding margin (+13.2), assists (140), assists per game (15.6 apg), and defensive rebounds (30.7 rpg).

Individually five different Americans ranked among the top ten in nine different categories. Candace Parker ranked third in field goal percentage, connecting on 42 of 72 attempts. She stood tied for second in blocks (14) and eighth in defensive rebounds (5.0 drpg). Sue Bird ranked first in assists (41), second in assists per contest (4.56 apg), tied for first in three-point field goal percentage (.500), and second in assist/turnover ratio (2.56). Tamika Catchings tied for fifth in steals (2.0 spg) and tenth in defensive rebounds (4.89 drpg). Diana Taurasi ranked tied for first in three-point field goal percentage (.500), first in three-point field goals made (25), second in treys per game (2.78). Tina Thompson was sixth in three-point field goal percentage (.464).

The Tennessee trio combined for 203 of America's 774 points and 150 of the squad's 378 rebounds.



Candace Parker throws down in a pre-tournament scrimmage against Australia. Team USA practiced in Durham, N.C., before departing for the 2006 FIBA World Championships in Brazil.

CANDACE PARKER'S TEAM USA STATISTICS FROM THE 2006 FIBA WORLD CHAMPIONSHIPS

OPPONENT	FGM	FGA	PCT.	3FM	3FA	PCT.	FTM	FTA	PCT.	OFF	DEF	TOT-AVG	PF-DQ	TP-AVG	A	TO	BLK	S	MIN-AVG
CHINA	4	5	.800	0	0	-	4	5	.800	1	9	10-10.0	2-0	12-12.0	3	0	2	0	18-18.0
NIGERIA	2	5	.400	0	0	-	4	8	.500	0	4	4-7.0	2-0	8-10.0	0	0	1	0	15-16.5
RUSSIA	6	11	.545	0	0	-	5	9	.556	2	1	3-5.6	2-0	17-12.3	1	2	2	2	18-17.0
CUBA	6	8	.750	0	0	-	4	4	1.000	1	8	9-6.5	0-0	16-13.3	2	3	2	0	19-17.5
FRANCE	2	4	.500	0	0	-	3	4	.750	0	4	4-6.0	0-0	7-12.0	0	2	2	2	19-17.8
CZECH REPUBLIC	5	10	.500	0	0	-	4	6	.667	2	3	5-5.8	1-0	14-12.3	0	2	1	2	17-17.7
LITHUANIA	7	11	.636	0	0	-	4	5	.800	2	4	6-5.8	1-0	18-13.1	1	3	2	0	22-18.3
RUSSIA	6	11	.545	0	0	-	1	3	.333	1	7	8-6.1	3-0	13-13.1	3	3	2	0	31-19.9
BRAZIL	4	7	.571	0	0	-	2	3	.667	1	5	6-6.1	2-0	10-12.7	1	1	0	2	14-19.2
TOTALS	42	72	.583	0	0	-	31	47	.660	10	45	55-6.1	13-0	115-12.7	11	16	14	8	173-19.2



TENNESSEE TRADITIONS — KODAK ALL-AMERICANS

FOUR-TIME KODAK ALL-AMERICANS



TAMIKA CATCHINGS
1998-1999-2000-2001



CHAMIQUE HOLDSCLAW
1996-1997-1998-1999
Kodak 25th Anniversary Team (1999)



KODAK ALL-AMERICANS




CINDY BROGDON
1976-1978-1979



DAEDRA CHARLES
1990-1991



SHELIA COLLINS
1985



SHYRA ELY
2004



BRIDGETTE GORDON
1988-1989



TANYA HAAVE
1983



LISA HARRISON
1993



DENA HEAD
1992



KARA LAWSON
2003



NIKKI McCRAY
1994-1995



CINDY NOBLE
1981




MARY OSTROWSKI
1982



CANDACE PARKER
2006



SEMEKA RANDALL
1999-2000



JILL RANKIN
1979-1980



PATRICIA ROBERTS
1977



HOLLY WARLICK
1980



TENNESSEE TRADITIONS - NCAA 25TH ANNIVERSARY TEAM



Summitt



Holdsclaw



Gordon



Lady Vol Head Coach Pat Summitt (second from right) and former Tennessee star Bridgette Gordon (right) are honored as members of the NCAA 25th Anniversary Team at halftime of the silver anniversary of the championship game.



A plethora of Lady Vols surround Pat Summitt and Bridgette Gordon at the celebration of their spots on the NCAA 25th Anniversary Team.



Head Coach Pat Summitt is the all-time leader in NCAA appearances (25), games (111), victories (92), winning percentage (.829) and titles (six).



Chamique Holdsclaw is the NCAA Tournament's all-time leading scorer and rebounder and was the 1997 and 1998 Tournament MVP.



Former Lady Vol Bridgette Gordon was named to the NCAA 25th Anniversary Team for her roles in Tennessee's 1987 and 1989 NCAA Championships.

The NCAA named five players and one coach to the Division I Women's Basketball 25th Anniversary Team. Honored were five players who combined to win 11 national championships during their respective careers and the winningest coach in the history of men's or women's basketball.

The 25th Anniversary Team consisted of Cheryl Miller, who led the University of Southern California to team titles in 1983 and 1984; Chamique Holdsclaw, who led the University of Tennessee Lady Volunteers to championships in 1996, 1997 and 1998; Diana Taurasi, the University of Connecticut guard who led the Huskies to three consecutive championships in 2002, 2003 and 2004; Bridgette Gordon, who helped lead Tennessee to championships in 1987 and 1989; and Sheryl Swoopes, who led Texas Tech University to the national title in 1993.

Selected as the coach of the team is the legendary Pat Summitt, who has led Tennessee to six national championship titles and 16 Women's Final Four appearances during her illustrious career that began in 1982. Summitt, who on Jan. 19, 2006, topped 900-career wins, is the all-time leader in every NCAA tournament coaching record including titles, appearances, games, wins and winning percentage. She has led Tennessee to 25 consecutive tournament appearances.

An expert panel consisting of administrators, former coaches, representatives from the Women's Basketball Coaches Association (WBCA), the Women's Basketball Hall of Fame and members of the media used historical data and results from the online public voting to make its decision based on each individual's achievements during NCAA Championship competition.

Here's a closer look at the student-athletes and coach that were named to the NCAA Division I Basketball 25th Anniversary Team:

Pat Summitt, University of Tennessee, Coach (1982-present)

- Six NCAA Championships (1987, 1989, 1991, 1996, 1997, 1998)
- 16 Women's Final Four Appearances (1982, 1984, 1986, 1987, 1988, 1989, 1991, 1995, 1996, 1997, 1998, 2000, 2002, 2003, 2004, 2005)
- 20 Regional Final Appearances
- 25 Regional Appearances
- All-time leader in every NCAA tournament coaching record - titles, appearances, games, wins and winning percentage
- First coach to lead team to three straight NCAA titles (1996, 1997, 1998)
- Only coach to have appeared in all 25 tournaments

Chamique Holdsclaw, University of Tennessee, Knoxville (1996-1999)

- East Regional All-Tournament Team (1996, 1999)
- Women's Final Four All-Tournament Team (1996)
- Midwest Regional Most Outstanding Player (1997)
- Women's Final Four Most Outstanding Player (1997, 1998)
- Midwest Regional Most Outstanding Player (1998)
- NCAA Team Finishes: Champion (1996, 1997, 1998); Regional Final (1999)

Bridgette Gordon, University of Tennessee, Knoxville (1986-1989)

- Midwest Regional Most Outstanding Player (1987)
- Women's Final Four All-Tournament Team (1987)
- East Regional All-Tournament Team (1988)
- East Regional Most Outstanding Player (1989)
- Women's Final Four Most Outstanding Player (1989)
- NCAA Team Finishes: Women's Final Four - tied 3rd (1986, 1988); Champion (1987, 1989)

Cheryl Miller, University of Southern California (1983-1986)

- West Regional All-Tournament Team (1983, 1984)
- Women's Final Four Most Outstanding Player (1983, 1984)
- West Regional Most Outstanding Player (1986)
- Women's Final Four All-Tournament Team (1986)
- NCAA Team Finishes: Champion (1983, 1984); Regional Semifinal (1985), Women's Final Four Runner-up (1986)


Sheryl Swoopes, Texas Tech University (1992-1993)

- West Regional All-Tournament Team (1992)
- West Regional Most Outstanding Player (1993)
- Women's Final Four Most Outstanding Player (1993)
- NCAA Team Finishes: Regional Semifinal (1992); Champion (1993)

Diana Taurasi, University of Connecticut (2001-2004)

- East Regional Most Outstanding Player (2001, 2003, 2004)
- Midwest Regional All-Tournament Team (2002)
- Women's Final Four Most Outstanding Player (2003, 2004)
- NCAA Team Finishes: Women's Final Four - tied 3rd (2001); Champion (2002, 2003, 2004)

LADY VOLS IN THE WOMEN'S BASKETBALL HALL OF FAME



The Women's Basketball Hall of Fame, Knoxville, Tenn.

The Women's Basketball Hall of Fame in Knoxville, Tenn., is certainly the stuff that dreams are made of. It wasn't so very long ago that even the most ardent women's basketball aficionados could not have envisioned, even in their wildest dreams, a place such as the Women's Basketball Hall of Fame; a place that would honor the past, celebrate the present, and promote the future of women's basketball.

But in June 1999, the dream became a reality as the Women's Basketball Hall of Fame opened its doors in Knoxville, Tenn. In addition to the grand opening of a showplace facility which houses numerous artifacts and interactive exhibits, the Hall of Fame welcomed its first class of inductees. Enshrinement in the Hall of Fame was truly a dream come true for the 25 individuals who comprised the inaugural class as they were honored for a lifetime of achievements as coaches, players, and contributors. The roll call of the Class of 1999 literally read like a women's basketball "Who's Who." The University of Tennessee's own Pat Head Summitt headlined a list of the premier names in the sport, which included the likes of Olympians Cheryl Miller, Anne Donovan, Ann Meyers Drysdale, Nancy Lieberman-Cline, and Uljana Semjonova and coaching greats Jody Conradt, John Head, Harley Redin, Billie Moore, and Jim Smiddy.

Two former Tennessee Lady Vol Olympians and All-Americans—Patricia "Trish" Roberts and Cindy Noble Hauserman—followed Summitt into the Hall of Fame as members of the Class of 2000. Roberts and Noble Hauserman joined 22 other basketball luminaries in the Class of 2000 ceremonies.

The Lady Vols were also represented when the third group of inductees was selected for the Class of 2001. Knoxville's own Holly Warlick, a former Lady Vol Olympian and All-American, was tabbed for inclusion in the Hall as 10 more individuals took their rightful place among the Hall's elite.

When the Class of 2002 was inducted in an April gala event, it included former Lady Vol Olympian and All-American Cindy Brogdon in the smallest class of inductees to date, as six worthy individuals joined the ranks of the Women's Basketball Hall of Fame.

TENNESSEE INDUCTEES

1999



*Pat Summitt
Coach*

2000



*Cindy Noble
Player*

2000



*Patricia Roberts
Player*

2001



*Holly Warlick
Player*

2002



*Cindy Brogdon
Player*



October 13, 2000

QUOTING COACH PAT SUMMITT - INDUCTION INTO THE NAISMITH HALL OF FAME - OCTOBER 13, 2000

What are your thoughts and feelings about the induction?

"What an exciting weekend! I was anxious because of the induction into the Naismith Memorial Hall of Fame in Springfield, Mass., and we started practice for the 2000-01 campaign the very next afternoon.

I am also glad that my entire Tennessee coaching staff, Mickie DeMoss, Holly Warlick and Al Brown, were able to join me for the ceremony. They were among the over 30 people traveling to Springfield. My sister and two of my three brothers were in attendance, along with my mother and father-in-law, my husband R.B. and son Tyler."

How does this honor of being inducted into the Hall of Fame rate?

"What a wonderful achievement and honor. Throughout my time at UT, I have worked with a team comprised of administrators, the basketball staff, support staff and dedicated student-athletes. I am constantly reminded how fortunate I have been to be surrounded by a group that has embraced the sport of women's basketball long before it became fashionable. The support that has always been provided to both myself and our team has been amazing."

What do you feel is your greatest personal achievement?

"Survival, right? Actually, there is not one thing that stands out in my mind the most. However, the fact that we boast a 100% graduation rate for all players who competed for four years at Tennessee is a statistic I am very proud of. The relationships I have developed over 26 years of coaching are what I hold closely. They are what you have to show for the long hours at practice and time spent on the recruiting trail."

What are your own personal thoughts about the Hall of Fame induction?

"Receiving this honor has made me step back and see where I am. It has helped me to see all that we have accomplished at the University of Tennessee over the past several decades and it shows me that the future is still bright for the Lady Vols. I love this game and want to continue my involvement with it. Being selected to the Hall has given me a lot of motivation for the season and the immediate future."

Why aren't there more women's basketball coaches in the Hall?

"There are many outstanding women's coaches who haven't reached the level of 25 years yet. Some of the ones who come to mind right away include Tara VanDerveer at Stanford, Geno Auriemma at Connecticut and Leon Barmore at Louisiana Tech. Over the next few years I think there will be others to follow the path to Springfield."

SUMMITT ENSHRINED IN SPRINGFIELD



ALL-TIME LADY VOLS IN THE PROFESSIONAL BASKETBALL RANKS

Until just recently, there have been a limited number of opportunities for women to play basketball in the professional ranks. However, 36 Lady Vols have taken advantage of the opportunity to play past their collegiate days in overseas leagues and in the United States. During the 2006 campaign, 11 former Lady Vol standouts were employed in the Women's National Basketball Association (WNBA).



CINDY BROGDON
1979-81 St. Louis (WBL)



TASHA BUTTS
2006-present
Charlotte Sting (WNBA)
2004-05 Minnesota Lynx (WNBA)



TAMIKA CATCHINGS
2001-present Indiana Fever (WNBA)
2002 *WNBA Rookie of the Year*




DAEDRA CHARLES
1997 Los Angeles Sparks (WNBA)
1991-96 Japan, Italy, France




KRISTEN CLEMENT
2001 Houston Comets (WNBA)



SHELIA COLLINS
1987 France



ABBY CONKLIN
1997-98 Atlanta Glory (ABL)



LATINA DAVIS
1997-98 Columbus Quest (ABL)
1996-97 Atlanta Glory (ABL)



TONYA EDWARDS
2001-02 Charlotte Sting (WNBA)
2000-01 Phoenix Mercury (WNBA)
1999-00 Minnesota Lynx (WNBA)
1996-98 Columbus Quest (ABL)
1991-92 Spain



SHYRA ELY
2005-present
San Antonio Silver Stars (WNBA)



TY'ISHA FLUKER
2006-present
Charlotte Sting (WNBA)



SHEILA FROST
1996-98
Portland Power (ABL)
1989-90 Germany



BRIDGETTE GORDON
1997-98
Sacramento Monarchs (WNBA)
1989-97 Como, Italy



TANYA HAAVE
1997 Australia
1985-96 France



LISA HARRISON
1999-2003, 2005
Phoenix Mercury (WNBA)
1996-98 Columbus Quest,
Portland Power (ABL)



DENA HEAD
2000-01
Phoenix Mercury (WNBA)
1997-98 Utah Starzz (WNBA)
1992-97 Hungary



LEA HENRY
1984
Houston Shamrocks (WPBA)



CHAMIQUE HOLDSCLAW
2005-2006
Los Angeles Sparks (WNBA)
1999-2004
Washington Mystics (WNBA)
1999 *WNBA Rookie of the Year*



GWEN JACKSON
2004-2005
Phoenix Mercury (WNBA)
2003-2004
San Antonio Silver Stars (WNBA)




DANA JOHNSON
1998 Hungary
1996-97
New England Blizzard (ABL)
1996 France

ALL-TIME LADY VOLS IN THE PROFESSIONAL BASKETBALL RANKS



TIFFANI JOHNSON
2000-2005
Houston Comets (WNBA)
1998 Phoenix Mercury,
Sacramento Monarchs (WNBA)



KELLIE JOLLY
1999 Cleveland Rockers (WNBA)




KARA LAWSON
2003-present
Sacramento Monarchs (WNBA)
2005 WNBA Champions



MICHELLE MARCINIAK
2001-02 Seattle Storm (WNBA)
2000-01 Portland Fire (WNBA)
1997-98 Philadelphia Rage,
Nashville Noise (ABL)
1996-97 Portland Power (ABL)



NIKKI McCRAY
2006- Chicago Sky (WNBA)
2005- San Antonio Silver Stars (WNBA)
2004- Phoenix Mercury (WNBA)
2002-2003 Indiana Fever (WNBA)
1997-2001 Washington Mystics (WNBA)
1996-97 Columbus Quest (ABL)
1997 ABL MVP



CARLA McGHEE
1999-2002 Orlando Miracle (WNBA)
1996-98
Columbus Quest, Nashville Noise,
Atlanta Glory (ABL)
1990-96 Spain, Greece



LOREE MOORE
2005-present New York Liberty
(WNBA)



CINDY NOBLE
1981-83 Japan



SEMEKA RANDALL
2002-04
San Antonio Silver Stars (WNBA)
2002 Utah Starzz (WNBA)
2001-02 Seattle Storm (WNBA)



PATRICIA ROBERTS
1996-97
Head Coach of Atlanta Glory (ABL)
1978-80 WBL



ASHLEY ROBINSON
2006-present Seattle Storm (WNBA)
2004-2005 Phoenix Mercury (WNBA)



MICHELLE SNOW
2002-present Houston Comets (WNBA)
2003 WNBA Most Improved Player



PASHEN THOMPSON
1997-98 Columbus Quest (ABL)



PAULA TOWNS
1984 Houston (WPBA)



VONDA WARD
1996-97 Colorado Xplosion (ABL)
1996 Germany



HOLLY WARLICK
1980-81 Nebraska Wranglers (WBL)



TIFFANY WOOSLEY
1997-98 Houston Comets (WNBA)
1997, 1998 WNBA Champions



SHANNA ZOLMAN
2006-present
San Antonio Silver Stars (WNBA)



LADY VOLS IN WNBA ACTION



WNBA

After excelling in the collegiate game, a number of former Tennessee Lady Vols have made their presence felt at the highest level of women's professional basketball — the WNBA. Two more Pat Summitt-coached athletes ascended to that lofty plateau in 2006, as Tye'sha Fluker and Shanna Zolman were selected in the first and second rounds of the league draft, respectively. Fluker was selected 10th overall by the Charlotte Sting and Zolman went 16th to the San Antonio Silver Stars.

Since the WNBA began play in 1997, the University of Tennessee has produced more first-round draft picks than any other program. The selections of Kara Lawson and Gwen Jackson as the No. 5 and No. 6 picks, respectively, in the 2003 draft, moved UT ahead of UConn for that honor. Tennessee now leads the Huskies, 10-9, in first round draft picks after the Sting selected Fluker in the opening round of the 2006 WNBA draft.

During the 2006 campaign, 11 former Lady Vols were employed by nine teams around the league, including Tasha Butts (Charlotte Sting), Tamika Catchings (Indiana Fever), Ely (San Antonio Silver Stars), Fluker (Charlotte Sting), Chamique Holdsclaw (Los Angeles Sparks), Lawson (Sacramento Monarchs), Nikki McCray (Chicago Sky), Loree Moore (New York Liberty), Ashley Robinson (Seattle Storm), Michelle Snow (Houston Comets) and Zolman (San Antonio Silver Stars).



Tamika Catchings was the top vote-getter for the WNBA All-Star game in 2006.

During the 2006 WNBA Playoffs, five teams featured former Lady Vols on their season rosters. Those squads included Indiana, with Catchings; Los Angeles, with Holdsclaw; Sacramento, with Lawson; Seattle, with Robinson; and Houston, with Snow.

Among the league's top players was former Tennessee standout Catchings. The league's Rookie of the Year in 2002, Catchings was named to the All-WNBA squad for the fourth-straight season after averaging 16.3 points, 7.5 rebounds and 2.9 steals per contest to rank eighth, seventh and first, respectively, among all league players. In 2006, she was the top vote-getter for the WNBA All-Star game and a finalist for WNBA Defensive Player of the Year, an honor she won in 2005. Also in 2006, Catchings earned a spot on the USA National Team which finished third at the FIFA World Championships in Brazil. She topped her 2004 campaign off by traveling to Athens, Greece, with USA Basketball and helping the Americans return home with an Olympic gold medal. Catchings' contributions included averages of 6.9 points and 5.4 rebounds. She also led the squad with 22 steals and was second with four blocked shots.

Elsewhere around the league, Lawson continued to be a key player with the Sacramento organization. The fourth-year performer appeared in 34 games for the Monarchs, en route to averages of 8.1 points, 1.9 rebounds and 1.6 assists per game. She led the Monarchs to the WNBA Finals for the second straight year and in 2006 was named to the Monarchs All-Decade Team.

Holdsclaw averaged 15.0 points (11th best in the league) and 6.1 rebounds per contest in her final season in the league. Her professional honors include being named the 1999 WNBA Rookie of the Year, a six-time WNBA All-Star and a three-time All-WNBA selection.

In Houston, Snow averaged 13.0 points and 7.9 rebounds per outing in 2006. Her 23 rebounds against Minnesota in 2006 fell one board shy of the league record and made her just the seventh player in WNBA history to rack up 20+ points and rebounds in the same contest.

Snow joined Catchings in Brazil on the USA National Team in 2006. In 2003, she was named the WNBA's Most Improved Player.

In Seattle, Robinson saw action in 29 games in 2006. Lady Vol WNBA rookies Fluker and Zolman contributed in 31 and 34 games, respectively. Zolman ranked 13th in the league in three-point field goals made, connecting on 48 of 137 attempts (37.8 percent accuracy, also 13th best in the league). Ely, plagued by injury, still saw action in 12 games for the Silver Stars and averaged 3.4 points and 2.6 rebounds per contest. In her final season in the league, McCray played in 11 games with the newest franchise, the Chicago Sky. Moore started 29 of 34 games for the Liberty in 2006, averaging 6.1 points, 4.2 rebounds and 1.8 steals (fifth best in the league) per contest.

Beginning in the summer of 2002, Summitt became the first women's coach in history to simultaneously hold a position in both the professional and collegiate ranks, as a consultant with the Washington Mystics. Summitt's work contributed to the Mystics' turn-around from their 10-22 record in 2001 to a 17-15 mark and an appearance in the Eastern Conference Finals in 2002. Washington once again earned postseason play in 2003, losing in the Eastern Conference Semifinals to the WNBA semifinalist Connecticut Sun.

Tennessee Lady Vol First Round Picks

Player	Year	Pick	Team
Tye'sha Fluker	2006	10	Charlotte Sting
Loree Moore	2005	10	New York Liberty
Kara Lawson	2003	5	Detroit Shock
Gwen Jackson	2003	6	Indiana Fever
Michelle Snow	2002	10	Houston Comets
Tamika Catchings	2001	3	Indiana Fever
Chamique Holdsclaw	1999	1	Washington Mystics
Tonya Edwards	1999	7	Minnesota Lynx
Dena Head	1997	1	Utah Starzz
Daedra Charles	1997	8	Los Angeles Sparks



Kara Lawson celebrates the Monarchs' WNBA championship game victory over the Connecticut Sun in 2005.



Chamique Holdsclaw concluded her successful WNBA career this year with the Los Angeles Sparks. She was a six-time WNBA All-Star, and three-time All-WNBA selection and the 1999 WNBA Rookie of the Year.



Michelle Snow was one rebound shy of setting the WNBA record when she grabbed 23 boards against Minnesota in 2006.



LADY VOLS IN WNBA ACTION



**TAMIKA
CATCHINGS**

Tamika Catchings

YEAR	TEAM	G	GS	MIN	FGM-A	3PM-A	FTM-A	OFF	DEF	TOT	AST	STL	BLK	TO	PF	PTS
2002	IND	32	32	1,167	184-439	76-193	150-184	92	184	276	118	94	43	82	105	594
2003	IND	34	34	1,210	221-512	74-191	155-183	82	190	272	114	72	35	102	122	671
2004	IND	34	33	1,149	180-468	56-167	152-178	79	170	249	115	67	38	77	90	568
2005	IND	34	34	1,174	157-410	35-123	152-193	69	195	264	143	90	16	91	96	501
2006	IND	32	32	1,071	162-398	32-107	165-204	68	172	240	119	94	35	79	90	521
Career		166	165	5,771	904-2227	273-781	774-942	390	911	1,301	609	417	167	431	503	2,855
Playoff		9	6	311	53-135	17-41	35-45	27	54	81	23	14	3	28	28	158
All-Star		2	2	51	10-27	6-11	3-4	5	8	13	3	3	4	6	7	29



**SHYRA
ELY**

Shyra Ely

YEAR	TEAM	G	GS	MIN	FGM-A	3PM-A	FTM-A	OFF	DEF	TOT	AST	STL	BLK	TO	PF	PTS
2005	SAN	31	11	528	50-132	9-31	30-39	11	51	62	27	7	4	33	42	139
2006	SAN	12	1	136	12-44	2-9	15-26	5	26	31	10	2	0	13	17	41
Career		43	12	664	62-176	11-40	45-65	16	77	93	37	9	4	46	59	180



**TYE'SHA
FLUKER**

Tye'sha Fluker

YEAR	TEAM	G	GS	MIN	FGM-A	3PM-A	FTM-A	OFF	DEF	TOT	AST	STL	BLK	TO	PF	PTS
2006	CHA	31	1	324	30-89	0-2	16-22	26	40	66	9	2	14	21	48	76
Career		31	1	324	30-89	0-2	16-22	26	40	66	9	2	14	21	48	76



**CHAMIQUE
HOLDSCLAW**

Chamique Holdsclaw

YEAR	TEAM	G	GS	MIN	FGM-A	3PM-A	FTM-A	OFF	DEF	TOT	AST	STL	BLK	TO	PF	PTS
1999	WAS	31	30	1,061	202-462	5-29	116-150	74	172	246	74	37	27	108	67	525
2000	WAS	32	32	1,131	232-499	10-39	87-128	57	183	240	80	47	18	93	74	561
2001	WAS	29	29	975	187-467	11-46	101-148	72	184	256	66	44	14	94	49	486
2002	WAS	20	20	634	149-330	11-28	88-106	54	178	232	45	20	6	45	50	397
2003	WAS	27	27	948	204-480	6-35	140-155	72	222	294	89	34	15	72	74	554
2004	WAS	23	22	801	162-403	7-17	106-132	51	140	191	56	39	18	57	67	437
2005	LAS	33	33	1,183	216-450	3-13	126-160	86	137	223	104	38	16	99	94	561
2006	LAS	25	0	739	148-315	3-15	76-86	57	95	152	56	34	9	57	58	375
Career		220	193	7,472	1500-3406	56-222	840-1065	523	1,311	1,834	570	293	123	625	533	3,896
Playoff		12	10	370	68-152	4-15	28-39	20	55	75	23	18	6	25	25	168
All-Star		3	3	51	9-25	0-1	2-3	1	9	10	1	1	1	3	0	20



**KARA
LAWSON**

Kara Lawson

YEAR	TEAM	G	GS	MIN	FGM-A	3PM-A	FTM-A	OFF	DEF	TOT	AST	STL	BLK	TO	PF	PTS
2003	SAC	34	0	769	89-227	54-135	31-40	30	77	107	56	15	5	42	45	263
2004	SAC	34	10	827	103-245	51-134	37-44	12	65	77	68	21	8	53	41	294
2005	SAC	24	1	508	65-148	36-81	26-31	7	26	33	37	13	3	22	28	192
2006	SAC	34	6	749	96-242	49-123	36-39	11	54	65	56	20	4	43	37	277
Career		126	17	2,853	358-862	190-473	130-154	60	222	282	217	69	20	160	151	1,026
Playoff		29	11	802	97-250	53-124	43-49	21	77	98	59	26	5	32	41	290



LADY VOLS IN WNBA ACTION



NIKKI McCRAY

Nikki McCray

YEAR	TEAM	G	GS	MIN	FGM-A	3PM-A	FTM-A	OFF	DEF	TOT	AST	STL	BLK	TO	PF	PTS
1998	WAS	29	28	969	191-457	23-73	107-143	34	51	85	90	43	2	125	81	512
1999	WAS	32	32	1,043	193-455	46-153	129-160	35	51	86	78	34	1	107	86	561
2000	WAS	32	32	1,046	167-385	50-151	113-147	22	34	56	85	45	5	89	79	497
2001	WAS	32	32	828	119-290	22-95	91-128	22	34	56	47	26	0	73	68	351
2002	IND	32	32	1,058	132-318	21-66	84-103	29	68	97	70	28	3	82	73	369
2003	IND	34	32	734	52-138	7-32	20-24	18	33	51	49	37	2	44	67	131
2004	PHO	27	9	371	30-67	5-11	4-7	10	19	29	13	7	0	18	35	69
2005	SAN	23	5	302	15-62	1-20	7-11	7	13	20	16	11	0	18	26	38
2006	CHI	11	2	86	8-22	1-5	5-7	2	3	5	5	7	1	10	8	22
Career		252	204	6,437	907-2194	176-606	560-730	179	306	485	453	238	14	566	523	2,550
Playoff		5	5	169	17-43	2-13	3-5	3	7	10	24	2	0	15	10	39
All-Star		3	3	57	5-29	1-8	3-4	0	2	2	3	6	0	4	2	14



LOREE MOORE

Loree Moore

YEAR	TEAM	G	GS	MIN	FGM-A	3PM-A	FTM-A	OFF	DEF	TOT	AST	STL	BLK	TO	PF	PTS
2005	NYL	24	0	182	9-23	0-2	4-9	4	23	27	19	10	0	25	12	22
2006	NYL	34	29	950	68-201	35-96	37-51	31	113	144	122	61	10	65	90	208
Career		58	29	1,132	77-224	35-98	41-60	35	136	171	141	71	10	90	102	230
Playoff		1	0	1	0-0	0-0	0-0	0	0	0	0	0	0	0	0	0



ASHLEY ROBINSON

Ashley Robinson

YEAR	TEAM	G	GS	MIN	FGM-A	3PM-A	FTM-A	OFF	DEF	TOT	AST	STL	BLK	TO	PF	PTS
2004	PHO	19	0	130	7-14	0-1	3-7	4	9	13	2	8	10	4	22	17
2005	PHO	34	15	659	42-129	0-1	19-38	48	70	118	31	20	34	38	108	103
2006	CHI	12	5	124	9-29	1-1	2-6	16	18	34	6	2	8	10	19	21
2006	SEA	17	0	197	9-25	0-1	3-10	18	26	44	7	6	8	12	34	21
2006	SEA	29	5	321	18-54	1-2	5-16	34	44	78	13	8	16	22	53	42
Career		82	20	1,110	67-197	1-4	27-61	86	123	209	46	36	60	64	183	162
Playoff		2	0	6	0-0	0-0	0-2	0	0	0	0	0	0	0	3	0



MICHELLE SNOW

Michelle Snow

YEAR	TEAM	G	GS	MIN	FGM-A	3PM-A	FTM-A	OFF	DEF	TOT	AST	STL	BLK	TO	PF	PTS
2002	HOU	32	2	480	45-96	1-2	34-57	31	88	119	13	12	26	22	59	125
2003	HOU	34	34	1,025	126-253	0-1	62-85	76	187	263	42	35	62	68	120	314
2004	HOU	31	31	893	104-229	0-0	68-113	62	177	239	31	28	35	71	89	276
2005	HOU	33	33	966	152-276	0-0	92-130	68	157	225	40	20	38	65	120	396
2006	HOU	34	34	995	178-349	0-0	86-129	78	191	269	47	33	38	88	121	442
Career		164	134	4,359	605-1203	1-3	342-514	315	800	1,115	173	128	199	314	509	1,553
Playoff		13	10	377	44-94	0-1	39-51	22	67	89	17	11	15	28	43	127



SHANNA ZOLMAN

Shanna Zolman

YEAR	TEAM	G	GS	MIN	FGM-A	3PM-A	FTM-A	OFF	DEF	TOT	AST	STL	BLK	TO	PF	PTS
2006	SAN	34	0	551	83-219	48-127	12-18	7	34	41	34	11	4	38	21	226
Career		34	0	551	83-219	48-127	12-18	7	34	41	34	11	4	38	21	226



LADY VOL SUCCESS IN THE COACHING RANKS



Jane Albright



Niya Butts



Nikki Caldwell



Daedra Charles Furlow



Tony Cross



Mickie DeMoss



Kyra Elzy



Sharon Fanning



Tanya Haave



Kellie Jolly Harper



Sylvia Hatchell



Angela Lawson



Lea Henry Manning



Nikki McCray



Matthew Mitchell



Carolyn Peck



Semeka Randall



Joy Scruggs



Pam Tanner

UT: A STEPPING STONE TO THE COACHING RANKS

Lady Vol head coach Pat Summitt has not only produced a number of outstanding players during her 32 years at the helm of the UT program, but she has turned out some successful coaches as well.

Currently, the list of coaches at the professional, collegiate and high school levels stands at 61 and represents 40 former Lady Vol players, 13 former graduate assistants, five assistant coaches, and three managers, who now are serving or have served in the coaching ranks.

PROFESSIONAL RANKS

NAME	POS/YRS AT UT	CURRENT/LAST POSITION
Nancy Darsch	A/GA (78-85)	Former assistant at Minnesota Lynx (WNBA) Former head at Washington Mystics (WNBA)/ Former head New York Liberty (WNBA)
Tanya Haave	P (80-84)	Former head coach at "Satilla" Skene, Sweden
Lisa Harrison	P (89-93)	Former assistant at Phoenix Mercury (WNBA)
Carla McGhee	P (86-90)	WNBA Player Personnel
Carolyn Peck	A (93-95)	Former head at Orlando Miracle (WNBA)
Trish Roberts	P (76-77)	Former head at Atlanta Glory (ABL)
Heidi VanDerveer	GA (86-88)	Assistant at Seattle Storm (WNBA) Former assistant at Minnesota Lynx (WNBA) Former head at Sacramento Monarchs (WNBA)

Nancy Bowman Ladd	P (73-75)	Retired head at University of the South
Angela Lawson	GA (89-91)	Head at University of the Incarnate Word
Cheryl Littlejohn	P (83-87)	Former head at Chicago State University Former head at Minnesota State Assistant at South Carolina
Michelle Marciniak	P (93-96)	Assistant at Western Kentucky University
Nikki McCray	P (91-95)	Director of Basketball Operations at UC Santa Barbara
Calamity McEntire	M (02-03)	Former assistant at Auburn
Carla McGhee	P (86-90)	Former assistant at Temple University Head coach at Morehead State Former assistant at the University of Kentucky
Matthew Mitchell	GA (99-00)	Former assistant at Lee University Former assistant at Ohio State University
Zandra Montgomery Morris	P (77-79)	Head at University of Florida
Mary Ostrowski	P (80-84)	Assistant at South Florida
Carolyn Peck	A (93-95)	Assistant at Michigan State University
Shalon Pillow	P (98-02)	Former head at Stony Brook
Semeka Randall	P (97-01)	Former head at Michigan
Trish Roberts	P (76-77)	Former head at Emory & Henry College Retired head at Marshall University
Joy Scruggs	P (72-75)	Head at University of Denver
Judy Southard	GA (77-78)	Former head at E. Washington
Pam Tanner	GA/A (90-93)	Associate at University of Tennessee
Heidi VanDerveer	GA (86-88)	
Holly Warlick	P (76-80)	

COLLEGE RANKS

NAME	POS/YRS AT UT	CURRENT POSITION
Jody Adams	P (89-93)	Associate at Southern Illinois University
Jane Albright	GA (81-83)	Head at Wichita State University Former head at University of Wisconsin
Kathy Allen	GA (02-04)	Assistant at UAB
Debbie Ayres	GA (89-90)	Assistant at Stony Brook
Al Brown	A (91-02)	Assistant at Michigan State University
Greg Brown	GA (02-03)	Former assistant at University of Tennessee
Niya Butts	P (96-00)	Assistant at University of Kentucky
Nikki Caldwell	P (90-94)	Assistant at University of Tennessee
Daedra Charles Furlow	P (89-91)	Assistant at Auburn
Shelia Collins	P (81-85)	Former head at West Georgia College
Abby Conklin	P (93-97)	Assistant at University of San Francisco
Kelli Casteel Cook	P (88-92)	Former head at Maryville College
Tony Cross	GA (83-84)	Head at Belmont University
Nancy Darsch	A/GA (78-85)	Former head at Ohio State
Mickie DeMoss	A (85-03)	Head at University of Kentucky
Rochone Dilligard	P (91-94)	Former assistant at Austin Peay
Todd Dooley	M (94-87)	Former assistant at Maryville College
Tonya Edwards	P (86-90)	Assistant at Detroit Mercy
Kyra Elzy	P (96-01)	Assistant at University of Kansas
Sharon Fanning	GA (75-76)	Head at Mississippi State University
Sheila Frost Anderson	P (85-89)	Former assistant at University of Richmond
Bridgette Gordon	P (85-89)	Former assistant at Stetson University
Aubrey Guastalli	P (05-06)	Assistant at Fresno Pacific
Tanya Haave	P (80-84)	Head at University of San Francisco
Sylvia Hatchell	GA (74-75)	Head at University of North Carolina
Cindy Noble Hauserman	P (78-81)	Retired head at Centre College
Dena Head	P (88-92)	Assistant at Central Connecticut State University
Lea Henry Manning	P (79-83)	Head at Georgia State University
Marlene Jeter	P (90-92)	Former head at Clinton J.C. (S.C.)
Bernitha Johnson	M (03-05)	Assistant at Binghamton University
Dana Johnson	P (91-95)	Former assistant at Morgan State University
Kellie Jolly Harper	P (95-99)	Head at Western Carolina University

HIGH SCHOOL RANKS

NAME	POS/YRS AT UT	CURRENT
Janet Allmon	GA (83-84)	Former head at Baldwin (Ga.) H.S.
Debbie Ayres	GA (89-90)	Former head at California School for the Deaf
Diane Brady	P (74-75)	Former head at McMinn Co. H.S.
Cindy Brogdon	P (77-79)	Former head at Centennial (Ga.) H.S. Facilities Coordinator at Northview (Ga.) H.S.
Abby Conklin	P (93-97)	Former head at Trinity (Ill.) H.S.
Debbie Groover Buckner	P (77-81)	Assistant at Woodstock (Ga.) H.S.
Shelley Sexton Collier	P (83-87)	Head at Webb (Tenn.) H.S.
Karla Horton Douglas	P (84-87)	Assistant at Webb (Tenn.) H.S.
Rochone Dilligard	P (91-94)	Former head at Lebanon H.S.
Tonya Edwards	P (86-90)	Former head at Northwestern (Mich.) H.S.
Sheila Frost Anderson	P (85-89)	Assistant at Giles Co. H.S.
Cindy Noble Hauserman	P (78-81)	Head at Chillicothe (Ohio) H.S.
Marlene Jeter	P (90-92)	Assistant at Victory Christian Center (N.C.) H.S.
Dana Johnson	P (91-95)	Assistant at Western High (Md.) H.S.
Dawn Marsh	P (84-88)	Former head at Duluth (Ga.) H.S.
Zandra Montgomery Morris	P (77-79)	Former head at Cleveland (Tenn.) H.S. boys team
Pam Owens	GA (06)	Head at Judson (San Antonio, Texas) H.S.
Jill Rankin Schneider	P (79-80)	Head at Monterey (Texas) H.S.
Suzanne Barbire Singleton	P (74-78)	Former head at Maryville (Tenn.) H.S.
Tiffany Woosley	P (91-95)	Former head at Lincoln County (Fayetteville, Tenn.) H.S.

Key: "P" indicates player; "GA" indicates graduate assistant; "A" indicates assistant; "M" indicates manager



ALL-TIME TEAMS/PLAYERS/STARTING LINEUPS



**1973-74
25-2
3rd AIAW Region II**

ROSTER

No.	Name	Year	Ht.	Hometown
10	Sandy Carter	FR	5-6	Nashville, TN
12	Nancy Bowman	JR	5-4	Lenoir City, TN
20	Diane Brady	JR	5-2	Calhoun, TN
22	Joy Scruggs	JR	5-3	Cleveland, TN
24	Melinda Borthick	SR	5-4	Springfield, TN
30	Sue Thomas	FR	5-8	Maryville, TN
32	Jackie Watson	FR	5-8	Crossville, TN
40	Aimee Fuller	FR	5-7	Knoxville, TN
42	Jackie Dunbar	JR	5-7	Portland, TN
44	Glorida Scott	JR	5-11	Knoxville, TN
50	Maria Hohne	FR	6-2	Lewisburg, TN
52	Gail Dobson	JR	5-9	Greeneville, TN
	Sue Groves			
	Kyran Lenahan			
	Sue Schultze			



**1975-76
16-11
Regional Tournament**

ROSTER

No.	Name	Year	Pos.	Ht.	Hometown
10	Liza Graves	SO	G	5-5	Knoxville, TN
12	Fonda Bondurant	FR	G	5-6	South Fulton, TN
14	Janice Koehler	JR	G	5-6	Nashville, TN
30	Sue Thomas	JR	F	5-8	Maryville, TN
32	Jackie Watson	JR	F	5-8	Crossville, TN
34	Suzane Barbre	SO	G	5-8	Morristown, TN
40	Marcia Garner	SR	F	5-8	Maryville, TN
42	Lisa McGill	FR	C	5-9	Gatlinburg, TN
44	Jane Pemberton	FR	C	5-10	Deer Lodge, TN
52	Kathie Greene	FR	C	6-1	New Market, TN



**1974-75
16-8
State Tournament**

ROSTER

No.	Name	Year	Pos.	Ht.	Hometown
10	Liza Graves	FR	G	5-5	Knoxville, TN
12	Nancy Bowman	SR	G	5-3	Lenoir City, TN
14	Janice Koehler	SO	G	5-6	Nashville, TN
20	Diane Brady	SR	G	5-2	Calhoun, TN
22	Joy Scruggs	SR	G	5-1	Cleveland, TN
24	Cindy Boggs	SR	G	5-6	Ducktown, TN
30	Sue Thomas	SO	F	5-8	Maryville, TN
32	Jackie Watson	SO	G	5-6	Crossville, TN
34	Suzane Barbre	FR	G	5-8	Morristown, TN
40	Marcia Garner	JR	F	5-8	Maryville, TN
52	Gail Dobson	SR	C	5-10	Greeneville, TN



ALL-TIME TEAMS/PLAYERS/STARTING LINEUPS



1976-77
28-5

3rd AIAW National Championships

ROSTER

No.	Name	Year	Pos.	Ht.	Hometown
12	Fonda Bondurant	FR	F	5-8	South Fulton, TN
14	Sherri Fancher	FR	G/F	5-7	Newport, TN
20	Susie Davis	FR	F	5-8	Hohenwald, TN
22	Holly Warlick	FR	F/G	5-7	Knoxville, TN
24	Lisa McGill	SO	F/G	5-10	Gatlinburg, TN
30	Sue Thomas	SR	F	5-8	Maryville, TN
32	Jackie Watson	SR	F	5-8	Crossville, TN
34	Suzanne Barbre	JR	F	5-7	Morristown, TN
40	Kathy O'Neil	FR	C	5-11	Newport, TN
44	Patricia Roberts	SR	F/C	6-1	Monroe, GA
52	Emily Roberts	FR	C	5-9	Sharon, TN

SEASON STATS

Player	PPG	RPG	FG-Pct.	FT-Pct.
Patricia Roberts	29.9	14.2	.646	.748
Sue Thomas	11.3	6.1	.479	.800
Suzanne Barbre	11.0	4.3	.486	.557
Lisa McGill	8.2	6.4	.431	.708
Holly Warlick	5.4	3.8	.383	.489
Jackie Watson	4.9	3.8	.405	.512
Kathy O'Neil	3.1	2.3	.404	.594
Emily Roberts	2.8	2.3	.443	.692
Fonda Bondurant	2.1	.87	.500	.792
Susie Davis	2.1	1.6	.344	.476
Sherri Fancher	2.0	.86	.432	.687

STARTING LINEUP

F Lisa McGill, 8.2 ppg, 6.4 rpg
 F Sue Thomas, 11.3 ppg, 6.1 rpg
 C Patricia Roberts, 29.9 ppg, 14.2 rpg
 G Suzanne Barbre, 11.0 ppg, 4.3 rpg, 126 ast
 G Holly Warlick, 5.4 ppg, 3.8 rpg, 112 ast

SUBS — Jackie Watson, 4.9 ppg, 3.8 rpg
 Kathy O'Neil, 3.1 ppg, 2.3 rpg

1976-77 UT Poll History

Starting position: 17th (12-8-76)
 Highest 1976-77 ranking: 5th (3-16-77)
 Lowest 1976-77 ranking: 19th (12-15-77)
 Final 1976-77 position: 5th (3-16-77)
 Actual AIAW finish: 3rd in nation



1977-78
27-4

#1 in the FINAL AP Top 20

ROSTER

No.	Name	Year	Pos.	Ht.	Hometown
12	Liza Graves	SR	G	5-5	Knoxville, TN
14	Sherri Fancher	SO	G	5-7	Knoxville, TN
15	Leanne Hance	JR	F	5-7	Morristown, TN
20	Susie Davis	SO	F	5-8	Hohenwald, TN
22	Holly Warlick	SO	G	5-7	Knoxville, TN
30	Zandra Montgomery	JR	F	5-10	Cleveland, TN
31	Jan Seay	JR	G	5-8	Albany, GA
34	Suzanne Barbre	SR	F	5-7	Morristown, TN
40	Kathy O'Neil	SO	C	5-11	Newport, TN
44	Cindy Brogdon	JR	F	5-10	Buford, GA
52	Debbie Groover	FR	C	6-0	Canton, GA
55	Cindy Ely	FR	C	6-1	Canton, GA

SEASON STATS

Player	PPG	RPG	FG-Pct.	FT-Pct.
Cindy Brogdon	21.7	7.6	.482	.864
Suzanne Barbre	16.0	4.0	.504	.642
Zandra Montgomery	13.5	6.0	.490	.732
Debbie Groover	10.1	5.5	.468	.777
Holly Warlick	6.6	2.9	.486	.531
Cindy Ely	5.7	5.1	.479	.533
Kathy O'Neil	4.9	3.5	.432	.561
Sherri Fancher	2.1	1.0	.350	.750
Susie Davis	1.9	1.5	.400	.461
Liza Graves	0.3	0.6	.300	.000
Leanne Hance	0.2	1.2	.400	.333

STARTING LINEUP

F Cindy Brogdon, 21.7 ppg, 7.6 rpg
 F Zandra Montgomery, 13.5 ppg, 6.0 rpg
 C Debbie Groover, 10.1 ppg, 5.5 rpg
 G Suzanne Barbre, 16.0 ppg, 4.0 rpg, 88 ast
 G Holly Warlick, 6.6 ppg, 2.9 rpg, 155 ast

SUBS — Cindy Ely, 5.7 ppg, 5.1 rpg
 Kathy O'Neil, 4.9 ppg, 3.5 rpg

1977-78 UT Poll History

Starting position: 1st (11-25-77)
 Highest 1977-78 ranking: 1st (six times)
 Lowest 1977-78 ranking: 5th (12-14-77)
 Final 1977-78 position: 1st (3-15-78)
 Actual AIAW finish: Lost in Regional semis



1978-79
30-9

3rd AIAW National Championships

ROSTER

No.	Name	Year	Pos.	Ht.	Hometown
14	Sherri Fancher	JR	G	5-7	Newport, TN
20	Susie Davis	JR	F	5-8	Hohenwald, TN
22	Holly Warlick	JR	G	5-7	Knoxville, TN
24	Lisa McGill	JR	F	5-10	Gatlinburg, TN
30	Zandra Montgomery	SR	F	5-10	Cleveland, TN
31	Jerilynn Harper	FR	C	6-1	Jefferson City, TN
32	Cindy Noble	SO	C	6-5	Clarksburg, OH
34	Susan Clower	FR	G	5-8	Kingston, TN
40	Kathy O'Neil	JR	F	5-11	Newport, TN
44	Cindy Brogdon	SR	F	5-10	Buford, GA
52	Debbie Groover	SO	C	6-0	Canton, GA
55	Cindy Ely	SO	C	6-1	Canton, GA

SEASON STATS

Player	PPG	RPG	FG-Pct.	FT-Pct.
Cindy Brogdon	20.1	4.7	.497	.813
Cindy Noble	12.8	6.2	.582	.760
Debbie Groover	12.1	8.7	.520	.820
Jerilynn Harper	9.9	4.6	.560	.730
Cindy Ely	7.0	6.7	.480	.606
Zandra Montgomery	6.8	3.7	.470	.630
Kathy O'Neil	6.8	4.2	.486	.650
Holly Warlick	6.4	3.9	.438	.690
Susan Clower	2.1	1.0	.357	.620
Lisa McGill	1.4	1.0	.333	.533
Sherri Fancher	1.1	1.0	.250	.566
Susie Davis	0.7	1.3	.290	.400

STARTING LINEUP

F Kathy O'Neil, 6.8 ppg, 4.2 rpg
 F Debbie Groover, 12.1 ppg, 8.7 rpg
 C Cindy Noble, 12.8 ppg, 6.2 rpg
 G Holly Warlick, 6.4 ppg, 3.9 rpg, 181 ast
 G Cindy Brogdon, 20.1 ppg, 4.7 rpg, 150 ast


SUBS — Zandra Montgomery, 6.8 ppg, 3.7 rpg
 Cindy Ely, 7.0 ppg, 6.7 rpg

1978-79 UT Poll History

Starting position: 1st (11-25-78)
 Highest 1978-79 ranking: 1st (three times)
 Lowest 1978-79 ranking: 8th (3-6-79)
 Final 1978-79 position: 3rd (3-20-79)
 Actual AIAW finish: 3rd in nation



ALL-TIME TEAMS/PLAYERS/STARTING LINEUPS



1979-80
33-5
SEC CHAMPIONS
SEC TOURNAMENT CHAMPIONS
2nd AIAW Championships

ROSTER

No.	Name	Year	Pos.	Ht.	Hometown
13	Jill Rankin	SR	C	6-3	Phillips, TX
22	Holly Warlick	SR	G	5-7	Knoxville, TN
24	Becky Clark	FR	G	5-8	Memphis, TN
32	Cindy Noble	JR	C	6-5	Clarksburg, OH
34	Susan Clower	SO	G	5-9	Kingston, TN
40	Kathy O'Neil	SR	F	5-11	Newport, TN
42	Susan Foulds	JR	F	5-11	Annandale, VA
44	Lea Henry	FR	G	5-4	Damascus, GA
51	Bev Curtis	FR	F	6-0	Acworth, GA
52	Debbie Groover	JR	F	6-0	Canton, GA
55	Cindy Ely	JR	C	6-1	Canton, GA

SEASON STATS

Player	PPG	RPG	FG-Pct.	FT-Pct.
Jill Rankin	19.2	7.3	.552	.802
Cindy Noble	17.8	7.6	.678	.796
Debbie Groover	11.5	7.1	.524	.743
Lea Henry	8.6	2.0	.460	.470
Holly Warlick	6.9	3.3	.429	.590
Kathy O'Neil	5.5	3.8	.415	.602
Susan Clower	3.4	2.1	.333	.853
Cindy Ely	3.2	3.6	.369	.640
Susan Foulds	1.6	1.6	.333	.500

STARTING LINEUP

F Jill Rankin, 19.2 ppg, 7.3 rpg
F Debbie Groover, 11.5 ppg, 7.1 rpg
C Cindy Noble, 17.8 ppg, 7.6 rpg
G Lea Henry, 8.6 ppg, 2.0 rpg, 119 ast
G Holly Warlick, 6.9 ppg, 3.3 rpg, 225 ast

SUBS — Kathy O'Neil, 5.5 ppg, 3.8 rpg
Cindy Ely, 3.2 ppg, 3.6 rpg

1979-80 UT Poll History

Starting position: 4th (11-25-79)
Highest 1979-80 ranking: 2nd (3-18-80)
Lowest 1979-80 ranking: 6th (1-29-80)
Final 1979-80 position: 2nd (3-18-80)
Actual AIAW finish: 2nd in nation



1980-81
25-6
2nd AIAW Championships

ROSTER

No.	Name	Year	Pos.	Ht.	Hometown
13	Susan Foulds	SR	F	5-11	Annandale, VA
14	Mary Ostrowski	FR	F/C	6-2	Parkersburg, WV
20	Pat Hatmaker	FR	G	5-8	Knoxville, TN
23	Mina Todd	FR	G	5-10	Murray, KY
24	Tanya Haave	FR	F/C	6-2	Morrison, CO
32	Cindy Noble	SR	C	6-5	Clarksburg, OH
34	Susan Clower	JR	G	5-9	Kingston, TN
40	Lynne Collins	FR	F	6-0	Blacksburg, VA
44	Lea Henry	SO	G	5-4	Damascus, GA
51	Paula Towns	FR	F	6-1	Fort Valley, GA
52	Debbie Groover	SR	F	6-0	Canton, GA
55	Cindy Ely	SR	C	6-2	Canton, GA

SEASON STATS

Player	PPG	RPG	FG-Pct.	FT-Pct.
Cindy Noble	14.6	7.4	.597	.738
Debbie Groover	11.5	5.7	.457	.747
Mary Ostrowski	11.4	7.0	.537	.730
Lea Henry	10.6	2.2	.514	.651
Tanya Haave	8.3	3.5	.527	.829
Cindy Ely	4.6	3.6	.510	.741
Susan Clower	4.3	2.3	.401	.778
Lynne Collins	4.0	2.5	.449	.658
Pat Hatmaker	2.5	1.1	.354	.689
Paula Towns	1.7	2.5	.344	.642
Susan Foulds	0.5	0.4	.400	.000

STARTING LINEUP

F Mary Ostrowski, 11.4 ppg, 7.0 rpg
F Debbie Groover, 11.5 ppg, 5.7 rpg
C Cindy Noble, 14.6 ppg, 7.4 rpg
G Susan Clower, 4.3 ppg, 2.3 rpg, 137 ast
G Lea Henry, 10.6 ppg, 2.2 rpg, 167 ast

SUBS — Cindy Ely, 4.6 ppg, 3.6 rpg
Tanya Haave, 8.3 ppg, 3.5 rpg

1980-81 UT Poll History

Starting position: 3rd (11-25-80)
Highest 1980-81 ranking: 2nd (twice)
Lowest 1980-81 ranking: 11th (2-3-81)
Final 1980-81 position: 2nd (3-26-81)
Actual AIAW finish: 2nd in nation



1981-82
22-10
3rd NCAA Championships

ROSTER

No.	Name	Year	Pos.	Ht.	Hometown
14	Mary Ostrowski	SO	F	6-2	Parkersburg, WV
20	Gina Bozeman	FR	G	5-6	Sylvestor, GA
24	Pat Hatmaker	SO	G	5-8	Knoxville, TN
30	Shelia Collins	FR	G/F	5-9	Colbert, GA
34	Susan Clower	SR	G	5-9	Kingston, GA
35	Linda Ray	FR	F	5-9	Norris, TN
40	Lynne Collins	SO	F	6-0	Blacksburg, VA
44	Lea Henry	JR	G	5-4	Damascus, GA
45	Tanya Haave	SO	F	6-2	Evergreen, CO
51	Sonya Cannon	FR	F	5-8	Maryville, TN
52	Tammy Larkey	FR	C	6-5	Gray, TN
55	Paula Towns	SO	C	6-1	Fort Valley, GA

SEASON STATS

Player	PPG	RPG	FG-Pct.	FT-Pct.
Mary Ostrowski	16.4	9.1	.527	.724
Tanya Haave	15.7	7.4	.581	.920
Shelia Collins	14.2	6.4	.458	.586
Paula Towns	11.4	6.3	.580	.708
Lea Henry	7.3	1.3	.414	.615
Tammy Larkey	4.5	4.1	.500	.667
Lynne Collins	3.2	2.2	.486	.167
Susan Clower	1.6	1.5	.278	.727
Pat Hatmaker	1.5	0.7	.454	.700

STARTING LINEUP

F Mary Ostrowski, 16.4 ppg, 9.1 rpg
F Tanya Haave, 15.7 ppg, 6.9 rpg
C Paula Towns, 11.4 ppg, 6.3 rpg
G Lea Henry, 7.3 ppg, 1.3 rpg, 158 ast
G Shelia Collins, 14.2 ppg, 6.4 rpg

SUBS — Susan Clower, 1.6 ppg, 1.5 rpg
Tammy Larkey, 4.5 ppg, 4.1 rpg

1981-82 UT Poll History

Starting position: 2nd (11-18-81)
Highest 1981-82 ranking: 2nd (11-18-81)
Lowest 1981-82 ranking: NR (1-10-82/1-31-82)
Final 1981-82 position: 4th (3-27-82)
Actual NCAA finish: 3rd in nation



ALL-TIME TEAMS/PLAYERS/STARTING LINEUPS



**1982-83
25-8
2nd NCAA Midwest Regionals**

ROSTER

No.	Name	Year	Pos.	Ht.	Hometown
10	Pam Marr	FR	G	5-6	Winter Park, FL
14	Mary Ostrowski	JR	F	6-2	Parkersburg, WV
24	Pat Hatmaker	JR	G	5-8	Knoxville, TN
30	Shelia Collins	SO	G/F	5-9	Colbert, GA
35	Linda Ray	SO	F	5-9	Norris, TN
40	Lynne Collins	JR	F	6-0	Blacksburg, VA
42	Pam Cook	FR	G	5-7	Duluth, GA
44	Lea Henry	SR	G	5-4	Damascus, GA
45	Tanya Haave	JR	F	6-2	Evergreen, CO
50	Karen Morton	FR	C	6-3	Lake City, TN
51	Sonya Cannon	SO	F	5-8	Maryville, TN
52	Tammy Larkey	SO	C	6-5	Gray, TN
55	Paula Towns	JR	C	6-1	Fort Valley, GA

SEASON STATS

Player	PPG	RPG	FG-Pct.	FT-Pct.
Tanya Haave	18.6	7.5	.506	.839
Mary Ostrowski	13.5	7.7	.586	.702
Karen Morton	11.7	5.5	.556	.812
Paula Towns	11.1	7.4	.528	.656
Shelia Collins	8.5	3.2	.500	.689
Lea Henry	7.5	1.9	.471	.723
Lynne Collins	6.9	3.7	.624	.690
Pat Hatmaker	5.9	2.2	.434	.785
Pam Cook	3.8	2.2	.513	.667
Pam Marr	1.7	1.0	.380	.767
Linda Ray	1.7	1.1	.428	.600
Sonya Cannon	1.6	0.2	.384	.500

STARTING LINEUP

F Tanya Haave, 18.6 ppg, 7.5 rpg
 F Mary Ostrowski, 13.5 ppg, 7.7 rpg
 C Paula Towns, 11.1 ppg, 7.4 rpg
 G Lea Henry, 7.5 ppg, 1.9 rpg, 149 ast
 G Pat Hatmaker, 5.9 ppg, 2.2 rpg, 100 ast

SUBS — Karen Morton, 11.7 ppg, 5.5 rpg
 Shelia Collins, 8.5 ppg, 3.2 rpg

1982-83 UT Poll History

Starting position: 4th (11-18-82)
 Highest 1982-83 ranking: 4th (2-13-83)
 Lowest 1982-83 ranking: 12th (1-2-83)
 Final 1982-83 position: 10th (3-18-83)
 Actual NCAA finish: Lost in Regional finals



**1983-84
23-10
2nd NCAA Championships**

ROSTER

No.	Name	Year	Pos.	Ht.	Hometown
10	Pam Marr	SO	G	5-6	Winter Park, FL
14	Mary Ostrowski	SR	F	6-2	Parkersburg, WV
15	Kristie Snyder	SO	G	5-6	Knoxville, TN
23	Shelley Sexton	FR	G	5-7	Lake City, TN
24	Pat Hatmaker	SR	G	5-8	Knoxville, TN
30	Shelia Collins	JR	G	5-9	Colbert, GA
34	Lisa Webb	FR	G	5-9	Milledgeville, GA
35	Linda Ray	JR	F	5-9	Norris, TN
40	Lynne Collins	SR	F	6-0	Blacksburg, VA
42	Valerie Freeman	FR	F	5-11	Milledgeville, GA
44	Cheryl Littlejohn	FR	C	6-3	Gastonia, NC
45	Tanya Haave	SR	F	6-2	Evergreen, CO
51	Sonya Cannon	JR	F	5-8	Maryville, TN
53	Amy Gamble	FR	F	5-10	Glendale, WV
55	Paula Towns	SR	C	6-1	Fort Valley, GA

SEASON STATS

Player	PPG	RPG	FG-Pct.	FT-Pct.
Mary Ostrowski	17.8	9.2	.523	.806
Tanya Haave	16.3	6.2	.543	.730
Shelia Collins	11.6	3.8	.440	.642
Paula Towns	9.4	7.8	.532	.758
Lynne Collins	5.4	3.1	.491	.461
Pat Hatmaker	3.7	1.3	.372	.607
Pam Marr	2.2	0.5	.372	.607
Lisa Webb	2.0	0.9	.500	.400
Cheryl Littlejohn	1.9	0.6	.636	.375
Valerie Freeman	1.0	1.0	.285	.142
Amy Gamble	0.5	1.3	.153	.000
Shelley Sexton	0.3	0.4	.000	.000
Kristie Snyder	0.0	0.0	.000	.000
Sonya Cannon	0.0	1.0	.000	.000

STARTING LINEUP

F Mary Ostrowski, 17.8 ppg, 9.2 rpg
 F Tanya Haave, 16.3 ppg, 6.2 rpg
 C Paula Towns, 9.4 ppg, 7.8 rpg
 G Shelia Collins, 11.6 ppg, 3.8 rpg, 113 ast
 G Pat Hatmaker, 3.7 ppg, 1.3 rpg, 124 ast

SUBS — Lynne Collins, 5.4 ppg, 3.1 rpg
 Lisa Webb, 2.0 ppg, 0.9 rpg

1983-84 UT Poll History

Starting position: 5th (11-18-83)
 Highest 1983-84 ranking: 5th (11-27-83)
 Lowest 1983-84 ranking: 15th (3-11-84)
 Final 1983-84 position: 15th (3-11-84)
 Actual NCAA finish: 2nd in nation



**1984-85
22-10
SEC CHAMPIONS
SEC TOURNAMENT CHAMPIONS
3rd NCAA Midwest Regional**

ROSTER

No.	Name	Year	Pos.	Ht.	Hometown
4	Dawn Marsh	FR	G	5-6	Alcoa, TN
10	Pam Marr	JR	G	5-6	Winter Park, FL
11	Kathy Spinks	FR	F	6-2	Forest Hills, KY
14	Sherry Bostic	FR	F	5-11	LaFollette, TN
23	Shelley Sexton	SO	G	5-7	Lake City, TN
30	Shelia Collins	SR	G	5-9	Colbert, GA
32	Jennifer Tuggle	FR	F	6-2	Etowah, TN
34	Lisa Webb	SO	F	5-9	Milledgeville, GA
35	Linda Ray	SR	F	5-9	Norris, TN
42	Valerie Freeman	SO	F	6-0	Milledgeville, GA
44	Cheryl Littlejohn	SO	C	6-3	Gastonia, NC
51	Sonya Cannon	SR	F	5-8	Maryville, TN
53	Amy Gamble	SO	F	5-10	Glendale, WV
55	Karla Horton	FR	C	6-2	Kershaw, SC

SEASON STATS

Player	PPG	RPG	FG-Pct.	FT-Pct.
Shelia Collins	18.2	9.4	.438	.788
Valerie Freeman	11.9	5.7	.494	.622
Lisa Webb	11.6	6.0	.506	.636
Shelley Sexton	8.1	2.3	.462	.623
Karla Horton	7.7	7.2	.487	.667
Dawn Marsh	5.9	1.4	.496	.856
Jennifer Tuggle	5.8	3.3	.496	.889
Kathy Spinks	3.2	2.5	.379	.620
Pam Marr	2.5	1.3	.415	.170
Cheryl Littlejohn	1.4	1.7	.512	.684
Sherry Bostic	1.4	1.3	.250	.857
Sonya Cannon	0.2	0.5	.000	.500
Linda Ray	0.0	1.0	.000	.000

STARTING LINEUP

F Shelia Collins, 18.2 ppg, 9.4 rpg
 F Kathy Spinks, 3.2 ppg, 2.5 rpg
 C Karla Horton, 7.7 ppg, 7.2 rpg
 G Dawn Marsh, 5.9 ppg, 1.4 rpg, 127 ast
 G Shelley Sexton, 8.1 ppg, 2.3 rpg, 48 ast


SUBS — Pam Marr, 2.5 ppg, 1.3 rpg
 Jennifer Tuggle, 5.8 ppg, 3.3 rpg

1984-85 UT Poll History

Starting position: 14th (11-18-84)
 Highest 1984-85 ranking: 12th (11-26-84)
 Lowest 1984-85 ranking: NR (12-16-84/2-10-85)
 Final 1984-85 position: 13th (3-10-85)
 Actual NCAA finish: Lost in Regional semifinals



ALL-TIME TEAMS/PLAYERS/STARTING LINEUPS



**1985-86
24-10
3rd NCAA Championships**

ROSTER

No.	Name	Year	Pos.	Ht.	Hometown
4	Dawn Marsh	SO	G	5-6	Alcoa, TN
10	Pam Marr	SR	G	5-6	Winter Park, FL
11	Kathy Spinks	SO	C	6-2	Forest Hills, KY
12	Sheila Frost	FR	C	6-4	Pulaski, TN
14	Sherry Bostic	SO	G/F	5-11	LaFollette, TN
23	Shelley Sexton	JR	G	5-7	Lake City, TN
30	Bridgette Gordon	FR	F	6-0	DeLand, FL
32	Jennifer Tuggle	SO	F	6-2	Etowah, TN
34	Lisa Webb	JR	F/C	5-9	Milledgeville, GA
35	Melissa McCray	FR	G/F	5-10	Johnson City, TN
42	Valerie Freeman	JR	F	6-0	Milledgeville, GA
44	Cheryl Littlejohn	JR	C	6-3	Gastonia, NC
51	Lesia Cecil	FR	G	5-2	Helenwood, TN
55	Karla Horton	SO	C	6-2	Kershaw, SC

SEASON STATS

Player	PPG	RPG	FG-Pct.	FT-Pct.
Bridgette Gordon	14.2	6.2	.480	.633
Sheila Frost	12.2	9.4	.580	.525
Shelley Sexton	12.2	3.3	.487	.644
Karla Horton	10.7	9.2	.497	.594
Melissa McCray	7.3	2.7	.512	.755
Kathy Spinks	5.7	3.6	.469	.588
Dawn Marsh	5.7	1.9	.411	.683
Sherry Bostic	4.5	2.4	.510	.711
Jennifer Tuggle	4.2	1.4	.563	.600
Cheryl Littlejohn	3.1	1.8	.494	.633
Pam Marr	1.7	0.9	.309	.647
Lesia Cecil	0.8	0.3	.500	.333


STARTING LINEUP

F Bridgette Gordon, 14.2 ppg, 6.2 rpg
 F Karla Horton, 10.7 ppg, 9.2 rpg
 C Sheila Frost, 12.2 ppg, 9.4 rpg
 G Dawn Marsh, 5.7 ppg, 1.9 rpg, 191 ast
 G Shelley Sexton, 12.2 ppg, 3.3 rpg, 124 ast

SUBS — Melissa McCray, 7.3 ppg, 2.7 rpg
 Kathy Spinks, 5.7 ppg, 3.6 rpg

1985-86 UT Poll History

Starting position: 9th (11-12-85)
 Highest 1985-86 ranking: 9th (11-12-85)
 Lowest 1985-86 ranking: 15th (3-9-86)
 Final 1985-86 position: 15th (3-9-86)
 Actual NCAA finish: 3rd in nation



**1986-87
28-6
NCAA NATIONAL CHAMPIONS**

ROSTER

No.	Name	Year	Pos.	Ht.	Hometown
4	Dawn Marsh	JR	G	5-6	Alcoa, TN
11	Kathy Spinks	JR	F/C	6-2	Forest Hills, KY
12	Sheila Frost	SO	C	6-4	Pulaski, TN
14	Gay Townson	JR	F	5-9	Loudon, TN
23	Shelley Sexton	SR	G	5-7	Lake City, TN
24	Carla McGhee	FR	F	6-3	Peoria, IL
30	Bridgette Gordon	SO	F	6-0	DeLand, FL
32	Jennifer Tuggle	H-SO	F	6-2	Etowah, TN
33	Tonya Edwards	FR	G	5-10	Flint, MI
34	Lisa Webb	JR	F	5-9	Milledgeville, GA
35	Melissa McCray	SO	G/F	5-10	Johnson City, TN
40	Sabrina Mott	FR	G	5-9	Brentwood, TN
44	Cheryl Littlejohn	SR	C	6-3	Gastonia, NC
55	Karla Horton	JR	F/C	6-2	Kershaw, SC

SEASON STATS

Player	PPG	RPG	FG-Pct.	FT-Pct.
Bridgette Gordon	16.4	6.8	.484	.719
Sheila Frost	11.3	6.4	.590	.598
Karla Horton	9.8	6.8	.459	.717
Tonya Edwards	8.9	2.7	.432	.788
Shelley Sexton	8.2	2.8	.459	.689
Melissa McCray	5.5	2.2	.438	.743
Dawn Marsh	5.2	1.6	.484	.723
Lisa Webb	4.5	2.2	.467	.769
Carla McGhee	4.3	3.3	.474	.688
Kathy Spinks	4.1	2.7	.455	.532
Jennifer Tuggle	2.5	1.1	.468	.571
Cheryl Littlejohn	1.9	1.3	.467	.692
Gay Townson	0.8	0.2	.500	1.000
Sabrina Mott	0.7	0.4	.000	.700

STARTING LINEUP

F Bridgette Gordon, 16.4 ppg, 6.8 rpg
 F Karla Horton, 9.8 ppg, 6.8 rpg
 C Sheila Frost, 11.3 ppg, 6.4 rpg
 G Dawn Marsh, 5.2 ppg, 1.6 rpg, 205 ast
 G Shelley Sexton, 8.2 ppg, 2.8 rpg, 108 ast

SUBS — Melissa McCray, 5.5 ppg, 2.2 rpg
 Tonya Edwards, 8.9 ppg, 2.7 rpg

1986-87 UT Poll History

Starting position: 3rd (11-18-86)
 Highest 1986-87 ranking: 1st (three times)
 Lowest 1986-87 ranking: 9th (2-16-87)
 Final 1986-87 position: 7th (3-10-87)
 Actual NCAA finish: **NCAA CHAMPIONS**



**1987-88
31-3
SEC TOURNAMENT CHAMPIONS
3rd NCAA Championships**

ROSTER

No.	Name	Year	Pos.	Ht.	Hometown
4	Dawn Marsh	SR	G	5-6	Alcoa, TN
11	Kathy Spinks	SR	C	6-2	Forest Hills, KY
12	Sheila Frost	JR	C	6-4	Pulaski, TN
14	Gay Townson	JR	F	5-9	Loudon, TN
23	Kris Durham	FR	G	5-8	Dunellen, NJ
24	Carla McGhee	SO	F	6-3	Peoria, IL
30	Bridgette Gordon	JR	F	6-0	DeLand, FL
32	Jennifer Tuggle	JR	F	6-2	Etowah, TN
33	Tonya Edwards	SO	G	5-10	Flint, MI
34	Lisa Webb	SR	F	5-9	Milledgeville, GA
35	Melissa McCray	JR	G/F	5-10	Morristown, TN
42	Pearl Moore	FR	F	6-2	Harriman, TN

SEASON STATS

Player	PPG	RPG	FG-Pct.	FT-Pct.
Bridgette Gordon	20.8	6.8	.541	.702
Sheila Frost	14.6	7.9	.615	.645
Tonya Edwards	12.9	4.9	.456	.742
Lisa Webb	9.5	7.3	.477	.750
Kris Durham	6.5	1.4	.497	.734
Jennifer Tuggle	6.0	2.8	.490	.765
Melissa McCray	5.9	2.8	.401	.714
Dawn Marsh	5.7	1.9	.511	.853
Kathy Spinks	5.5	3.1	.594	.683
Pearl Moore	4.6	3.5	.549	.487

STARTING LINEUP

F Bridgette Gordon, 20.8 ppg, 6.8 rpg
 F Lisa Webb, 9.5 ppg, 7.3 rpg
 C Sheila Frost, 14.6 ppg, 7.9 rpg
 G Dawn Marsh, 5.7 ppg, 1.9 rpg, 244 ast
 G Melissa McCray, 5.9 ppg, 2.8 rpg

SUBS — Tonya Edwards, 12.9 ppg, 4.9 rpg, 111 ast
 Kris Durham, 6.5 ppg, 1.4 rpg, 83 ast

1987-88 UT Poll History

Starting position: 1st (11-23-87)
 Highest 1987-88 ranking: 1st (three times)
 Lowest 1987-88 ranking: 4th (2-8-88)
 Final 1987-88 position: 1st (3-14-88)
 Actual NCAA finish: 3rd in nation



ALL-TIME TEAMS/PLAYERS/STARTING LINEUPS



1988-89
35-2

SEC TOURNAMENT CHAMPIONS
NCAA NATIONAL CHAMPIONS

ROSTER

No.	Name	Year	Pos.	Ht.	Hometown
5	Regina Clark	FR	G	5-8	Saginaw, MI
11	Dena Head	FR	G	5-10	Canton, MI
12	Sheila Frost	SR	C	6-4	Pulaski, TN
23	Kris Durham	SO	G	5-8	Dunellen, NJ
24	Carla McGhee	SO	C/F	6-3	Peoria, IL
30	Bridgette Gordon	SR	F	6-0	DeLand, FL
32	Daedra Charles	SO	C	6-3	Detroit, MI
33	Tonya Edwards	JR	G	5-10	Flint, MI
34	Kelli Casteel	FR	F	6-2	Maryville, TN
35	Melissa McCray	SR	G	5-10	Morristown, TN
42	Pearl Moore	SO	C	6-2	Harriman, TN
50	Debbie Scott	FR	F	6-1	Gallatin, TN
52	Debbie Hawhee	FR	F	6-1	Greeneville, TN

SEASON STATS

Player	PPG	RPG	FG-Pct.	FT-Pct.
Bridgette Gordon	20.4	7.0	.535	.697
Sheila Frost	13.7	6.7	.578	.678
Daedra Charles	9.8	6.7	.539	.567
Tonya Edwards	9.7	3.0	.452	.797
Dena Head	6.5	3.0	.443	.747
Melissa McCray	6.4	3.1	.413	.788
Carla McGhee	5.3	5.4	.528	.506
Regina Clark	5.2	2.2	.449	.682
Debbie Scott	4.5	1.8	.486	.565
Kelli Casteel	3.8	1.9	.698	.633
Debbie Hawhee	2.6	1.4	.404	.730

STARTING LINEUP

F Bridgette Gordon, 20.4 ppg, 7.0 rpg
F Carla McGhee, 5.3 ppg, 5.4 rpg
C Sheila Frost, 13.7 ppg, 6.7 rpg
G Dena Head, 6.5 ppg, 3.0 rpg, 118 ast
G Melissa McCray, 6.4 ppg, 3.1 rpg

SUBS — Daedra Charles, 9.8 ppg, 6.7 rpg
Regina Clark, 5.2 ppg, 2.2 rpg

1988-89 UT Poll History

Starting position: 1st (11-21-88)
Highest 1988-89 ranking: 1st (11-21-88/1-2-89, 3-13-89)
Lowest 1988-89 ranking: 3rd (2-13-89)
Final 1988-89 position: 1st (3-13-89)
Actual NCAA finish: **NCAA CHAMPIONS**



1989-90
27-6

SEC CHAMPIONS
2nd NCAA East Regional

ROSTER

No.	Name	Year	Pos.	Ht.	Hometown
3	Jody Adams	FR	G	5-4	Cleveland, TN
5	Regina Clark	SO	G	5-8	Saginaw, MI
11	Dena Head	SO	G	5-10	Canton, MI
21	Lisa Harrison	FR	F	6-0	Louisville, KY
24	Carla McGhee	JR	F/C	6-3	Peoria, IL
32	Daedra Charles	JR	C	6-3	Detroit, MI
33	Tonya Edwards	SR	G	5-10	Flint, MI
34	Kelli Casteel	SO	C	6-2	Maryville, TN
42	Pearl Moore	SO	C	6-2	Harriman, TN
44	Melissa Smith	FR	F/C	6-2	Schofield, WI
50	Debbie Scott	SO	F	6-0	Gallatin, TN
52	Debbie Hawhee	SO	F	6-1	Greeneville, TN

SEASON STATS

Player	PPG	RPG	FG-Pct.	FT-Pct.
Daedra Charles	15.9	8.7	.551	.561
Dena Head	11.4	5.3	.451	.723
Tonya Edwards	11.3	3.2	.426	.761
Carla McGhee	9.0	6.8	.484	.691
Lisa Harrison	7.7	4.8	.467	.631
Jody Adams	6.4	1.7	.384	.831
Kelli Casteel	5.4	2.7	.528	.644
Debbie Scott	5.0	2.0	.468	.654
Debbie Hawhee	4.0	1.9	.535	.742
Regina Clark	3.0	1.4	.385	.529
Melissa Smith	1.4	1.2	.368	.500
Pearl Moore	1.1	1.9	.333	.500

STARTING LINEUP

F Debbie Scott, 5.0 ppg, 2.0 rpg
F Carla McGhee, 9.0 ppg, 6.8 rpg
C Daedra Charles, 15.9, 8.7 rpg
G Tonya Edwards, 11.3 ppg, 3.2 rpg (111 ast)
G Dena Head, 11.4 ppg, 5.3 rpg, (129 ast)

SUBS — Lisa Harrison, 7.7 ppg, 4.8 rpg
Jody Adams, 6.4 ppg, 1.7 rpg

1989-90 UT Poll History

Starting position: 2nd (11-20-89)
Highest 1989-90 ranking: 1st (11-27/12-4-89)
Lowest 1989-90 ranking: 7th (12-24-89)
Final 1989-90 position: 4th (3-12-90)
Actual NCAA finish: Lost in Regional finals



1990-91
30-5

NCAA NATIONAL CHAMPIONS

ROSTER

No.	Name	Year	Pos.	Ht.	Hometown
3	Jody Adams	SO	G	5-4	Cleveland, TN
5	Regina Clark	JR	G	5-8	Saginaw, MI
11	Dena Head	JR	G	5-10	Canton, MI
15	Marlene Jeter	SO	C	6-0	Carlisle, SC
20	Peggy Evans	FR	C	6-0	Detroit, MI
21	Lisa Harrison	SO	F	6-0	Louisville, KY
32	Daedra Charles	SR	C	6-3	Detroit, MI
33	Nikki Caldwell	FR	G	5-10	Oak Ridge, TN
34	Kelli Casteel	JR	C	6-2	Maryville, TN
50	Tamara Carver	FR	G	5-6	Cosby, TN
52	Debbie Hawhee	JR	F	6-1	Greeneville, TN

SEASON STATS

Player	PPG	RPG	FG-Pct.	FT-Pct.
Daedra Charles	17.3	9.2	.561	.585
Dena Head	13.1	5.7	.505	.713
Nikki Caldwell	8.6	1.6	.393	.657
Peggy Evans	8.5	5.7	.537	.744
Jody Adams	8.5	2.3	.460	.769
Kelli Casteel	7.9	4.1	.525	.672
Lisa Harrison	7.6	5.7	.397	.508
Marlene Jeter	3.7	2.4	.414	.606
Debbie Hawhee	3.0	1.9	.404	.548
Regina Clark	3.0	0.9	.390	.656
Tamara Carver	1.0	0.3	.500	.000

STARTING LINEUP

F Kelli Casteel, 7.9 ppg, 4.1 rpg
F Lisa Harrison, 7.6 ppg, 5.7 rpg
C Daedra Charles, 17.3 ppg, 9.2 rpg
G Dena Head, 13.1 ppg, 5.7 rpg, 129 ast.
G Jody Adams, 8.5 ppg, 2.3 rpg

SUBS — Nikki Caldwell, 8.6 ppg, 1.6 rpg
Peggy Evans, 8.5 ppg, 5.7 rpg

1990-91 UT Poll History

Starting position: 6th (11-19-90)
Highest 1990-91 ranking: 2nd (1-15-91)
Lowest 1990-91 ranking: 10th (12-11-90)
Final 1990-91 position: 4th (3-12-91)
Actual NCAA finish: **NCAA CHAMPIONS**



ALL-TIME TEAMS/PLAYERS/STARTING LINEUPS



1991-92
28-3
SEC TOURNAMENT CHAMPIONS
3rd NCAA Midwest Regional

ROSTER

No.	Name	Year	Pos.	Ht.	Hometown
3	Jody Adams	JR	G	5-5	Cleveland, TN
5	Regina Clark	SR	G	5-9	Saginaw, MI
10	Tiffany Woosley	FR	G	5-6	Tulahoma, TN
11	Dena Head	SR	G	5-11	Canton, TN
15	Marlene Jeter	JR	F/C	5-11	Carlisle, SC
20	Peggy Evans	SO	F	6-0	Detroit, MI
21	Lisa Harrison	JR	F	6-0	Louisville, KY
23	Nikki McCray	SO	F	5-11	Collierville, TN
24	Vonda Ward	FR	C	6-6	Northfield, OH
33	Nikki Caldwell	SO	G	5-11	Oak Ridge, TN
34	Kelli Casteel	SR	C	6-2	Maryville, TN
42	Rochone Dilligard	FR	F/C	6-1	Lebanon, TN
52	Debbie Hawhee	SR	F	6-1	Greeneville, TN
53	Dana Johnson	FR	C	6-2	Baltimore, MD

SEASON STATS

Player	PPG	RPG	FG-Pct.	FT-Pct.
Peggy Evans	14.8	6.5	.531	.573
Dena Head	13.7	5.2	.487	.716
Tiffany Woosley	8.9	2.1	.424	.794
Kelli Casteel	8.8	4.7	.511	.700
Dana Johnson	7.8	5.6	.479	.576
Nikki McCray	6.9	3.7	.500	.736
Lisa Harrison	5.6	5.2	.393	.727
Jody Adams	5.6	1.4	.426	.833
Vonda Ward	5.5	3.8	.491	.652
Nikki Caldwell	3.7	2.2	.314	.659
Regina Clark	2.3	0.6	.303	.619
Rochone Dilligard	2.1	1.4	.500	.417
Marlene Jeter	2.0	1.5	.250	.857
Debbie Hawhee	1.9	1.6	.310	.800

STARTING LINEUP

F Peggy Evans, 14.8 ppg, 6.5 rpg
F Nikki McCray, 6.9 ppg, 3.7 rpg
C Kelli Casteel, 8.8 ppg, 4.7 rpg
G Dena Head, 13.7 ppg, 5.2 rpg
G Jody Adams, 5.6 ppg, 1.4 rpg

SUBS — Tiffany Woosley, 8.9 ppg, 2.1 rpg
Dana Johnson, 7.8 ppg, 5.6 rpg

1991-92 UT Poll History

Starting position: 1st (11-19-91)
Highest 1991-92 ranking: 1st (four times)
Lowest 1991-92 ranking: 4th (2-3-92)
Final 1991-92 position: 2nd (3-16-92)
Actual NCAA finish: Lost in Regional semifinals



1992-93
29-3
SEC CHAMPIONS
2nd NCAA Midwest Regional

ROSTER

No.	Name	Year	Pos.	Ht.	Hometown
3	Jody Adams	SR	G	5-5	Cleveland, TN
5	Latina Davis	FR	G	5-6	Winchester, TN
10	Tiffany Woosley	SO	G	5-6	Shelbyville, TN
20	Peggy Evans	JR	C	6-0	Detroit, MI
21	Lisa Harrison	SR	F	6-0	Louisville, KY
23	Nikki McCray	JR	F	5-11	Collierville, TN
24	Vonda Ward	SO	C	6-6	Northfield, OH
33	Nikki Caldwell	JR	G	5-11	Oak Ridge, TN
42	Rochone Dilligard	SO	F/C	6-1	Lebanon, TN
44	Michelle Johnson	FR	F	6-0	Shelbyville, TN
53	Dana Johnson	SO	C	6-2	Baltimore, MD

SEASON STATS

Player	PPG	RPG	FG-Pct.	FT-Pct.
Lisa Harrison	14.0	9.4	.468	.621
Tiffany Woosley	11.5	2.4	.370	.827
Peggy Evans	11.4	6.2	.463	.639
Dana Johnson	10.9	5.7	.534	.587
Nikki McCray	10.9	4.5	.465	.722
Vonda Ward	8.9	7.8	.449	.678
Latina Davis	6.0	3.1	.362	.740
Nikki Caldwell	5.3	2.3	.322	.722
Jody Adams	3.6	0.8	.357	.500
Rochone Dilligard	2.2	2.1	.500	.455
Michelle Johnson	1.5	1.4	.250	.706

STARTING LINEUP

F Peggy Evans, 11.4 ppg, 6.2 rpg
F Lisa Harrison, 14.0 ppg, 9.4 rpg
C Vonda Ward, 8.9 ppg, 7.8 rpg
G Nikki McCray, 10.9 ppg, 4.5 rpg
G Tiffany Woosley, 11.5 ppg, 2.4 rpg

SUBS — Dana Johnson, 10.9 ppg, 5.7 rpg
Latina Davis, 6.0 ppg, 3.1 rpg

1992-93 UT Poll History

Starting position: 2nd (11-30-92)
Highest 1992-93 ranking: 1st (nine times)
Lowest 1992-93 ranking: 2nd (3-16-93)
Final 1992-93 position: 2nd (3-16-93)
Actual NCAA finish: Lost in Regional finals



1993-94
31-2
SEC CHAMPIONS
SEC TOURNAMENT CHAMPIONS
3rd NCAA Midwest Regional

ROSTER

No.	Name	Year	Pos.	Ht.	Hometown
3	Michelle Marciniak	SO	G	5-9	Macungie, PA
5	Latina Davis	SO	G	5-6	Winchester, TN
10	Tiffany Woosley	JR	G	5-6	Shelbyville, TN
23	Nikki McCray	JR	F	5-11	Collierville, TN
24	Vonda Ward	JR	C	6-6	Northfield, OH
25	Tanika Smith	FR	G	5-8	Knoxville, TN
33	Nikki Caldwell	SR	G	5-11	Oak Ridge, TN
42	Rochone Dilligard	JR	F/C	6-1	Lebanon, TN
44	Pashen Thompson	FR	F	6-1	Philadelphia, MS
52	Abby Conklin	FR	F	6-3	Charlestown, IN
53	Dana Johnson	JR	C	6-2	Baltimore, MD

SEASON STATS

Player	PPG	RPG	FG-Pct.	FT-Pct.
Nikki McCray	16.3	7.0	.506	.703
Dana Johnson	13.8	7.3	.546	.637
Tiffany Woosley	11.9	2.0	.453	.880
Vonda Ward	8.4	6.5	.438	.703
Latina Davis	7.7	3.5	.485	.879
Michelle Marciniak	6.2	1.8	.405	.688
Pashen Thompson	5.8	5.6	.441	.733
Nikki Caldwell	5.7	2.8	.345	.743
Abby Conklin	4.8	2.3	.496	.775
Rochone Dilligard	2.5	1.6	.424	.645
Tanika Smith	0.7	1.2	.278	.647

STARTING LINEUP

F Nikki McCray, 16.3 ppg, 7.0 rpg
F Dana Johnson, 13.8 ppg, 7.3 rpg
C Vonda Ward, 8.4 ppg, 6.5 rpg
G Nikki Caldwell, 5.7 ppg, 2.8 rpg
G Tiffany Woosley, 11.9 ppg, 2.0 rpg


SUBS — Michelle Marciniak, 6.2 ppg, 1.8 rpg
Latina Davis, 7.7 ppg, 3.5 rpg

1993-94 UT Poll History

Starting position: 1st (11-16-93)
Highest 1993-94 ranking: 1st (14 times)
Lowest 1993-94 ranking: 2nd (three times)
Final 1993-94 position: 1st (3-14-94)
Actual NCAA finish: Lost in Regional semifinals



ALL-TIME TEAMS/PLAYERS/STARTING LINEUPS



**1994-95
34-3
SEC CHAMPIONS
2nd NCAA Championships**

ROSTER

No.	Name	Year	Pos.	Ht.	Hometown
00	Michelle Johnson	JR	F	6-0	Shelbyville, TN
3	Michelle Marciniak	JR	G	5-9	Macungie, PA
4	Tiffani Johnson	FR	C	6-4	Charlotte, NC
5	Latina Davis	JR	G	5-6	Winchester, TN
10	Tiffany Woosley	SR	G	5-6	Shelbyville, TN
11	Laurie Milligan	FR	G	5-8	Tigard, OR
23	Nikki McCray	SR	F	5-11	Collierville, TN
24	Vonda Ward	SR	C	6-6	Northfield, OH
25	Tanika Smith	SO	G	5-8	Knoxville, TN
31	Brynae Laxton	FR	F	6-0	Oneida, TN
44	Pashen Thompson	SO	F	6-1	Philadelphia, MS
52	Abby Conklin	SO	F	6-3	Charlestown, IN
53	Dana Johnson	SR	C	6-2	Baltimore, MD

SEASON STATS

Player	PPG	RPG	FG-Pct.	FT-Pct.
Dana Johnson	15.6	7.8	.616	.717
Nikki McCray	15.2	5.9	.492	.680
Michelle Marciniak	10.8	2.7	.444	.729
Latina Davis	10.4	4.4	.444	.802
Tiffani Johnson	9.0	6.5	.512	.741
Tiffany Woosley	7.4	2.6	.308	.556
Pashen Thompson	6.2	5.5	.578	.839
Abby Conklin	5.9	2.9	.355	.882
Michelle Johnson	3.9	3.5	.454	.706
Vonda Ward	3.9	4.0	.458	.662
Laurie Milligan	2.9	1.0	.353	.661
Tanika Smith	1.0	0.4	.353	.667

STARTING LINEUP

F Nikki McCray, 15.2 ppg, 5.9 rpg
F Pashen Thompson, 6.2 ppg, 5.5 rpg
C Dana Johnson, 15.6 ppg, 7.8 rpg
G Michelle Marciniak, 10.8 ppg, 2.7 rpg
G Latina Davis, 10.4 ppg, 4.4 rpg

SUBS — Tiffani Johnson, 9.0 ppg, 6.5 rpg
Abby Conklin, 5.9 ppg, 2.9 rpg

1994-95 UT Poll History

Starting position: 1st (11-21-94)
Highest 1994-95 ranking: 1st (8 times)
Lowest 1994-95 ranking: 3rd (one time)
Final 1994-95 position: 3rd (3-13-95)
Actual NCAA finish: 2nd in nation



**1995-96
32-4
SEC TOURNAMENT CHAMPIONS
NCAA NATIONAL CHAMPIONS**

ROSTER

No.	Name	Year	Pos.	Ht.	Hometown
3	Michelle Marciniak	SR	G	5-9	Macungie, PA
4	Tiffani Johnson	SO	C	6-4	Charlotte, NC
5	Latina Davis	SR	G	5-6	Winchester, TN
10	Kim Smallwood	FR	F/C	5-10	Richmond, TX
11	Laurie Milligan	SO	G	5-8	Tigard, OR
13	Misty Greene	FR	G/F	5-9	Decatur, TN
14	Kellie Jolly	FR	G	5-10	Sparta, TN
23	Chamique Holdsclaw	FR	F/C	6-2	Astoria, NY
31	Brynae Laxton	FR	F	6-0	Oneida, TN
44	Pashen Thompson	JR	C	6-1	Philadelphia, MS
52	Abby Conklin	JR	F	6-3	Charlestown, IN

SEASON STATS

Player	PPG	RPG	FG-Pct.	FT-Pct.
Chamique Holdsclaw	16.2	9.1	.468	.713
Latina Davis	12.5	4.9	.499	.709
Michelle Marciniak	11.6	3.0	.439	.795
Abby Conklin	11.6	5.5	.453	.712
Pashen Thompson	9.1	7.2	.527	.711
Tiffani Johnson	7.5	6.3	.487	.618
Brynae Laxton	4.2	2.6	.359	.704
Kellie Jolly	4.2	1.2	.431	.694
Kim Smallwood	2.1	1.4	.432	.550
Laurie Milligan	1.7	0.7	.375	.640
Misty Greene	0.9	0.5	.192	.000

STARTING LINEUP

F Chamique Holdsclaw, 16.2 ppg, 9.1 rpg
F Abby Conklin, 11.6 ppg, 5.5 rpg
C Pashen Thompson, 9.1 ppg, 7.2 rpg
G Michelle Marciniak, 11.6 ppg, 3.0 rpg
G Latina Davis, 12.5 ppg, 4.9 rpg

SUBS — Tiffani Johnson, 7.5 ppg, 6.3 rpg
Brynae Laxton, 4.2 ppg, 2.6 rpg

1995-96 UT Poll History

Starting position: 6th (11-19-95)
Highest 1995-96 ranking: 2nd (twice)
Lowest 1995-96 ranking: 6th (three times)
Final 1995-96 position: 4th (3-11-96)
Actual NCAA finish: NCAA CHAMPIONS



**1996-97
29-10
NCAA NATIONAL CHAMPIONS**

ROSTER

No.	Name	Year	Pos.	Ht.	Hometown
3	Niya Butts	FR	G	6-0	Americus, GA
4	Tiffani Johnson	JR	C	6-4	Charlotte, NC
5	Kyra Elzy	FR	G/F	6-1	LaGrange, KY
11	Laurie Milligan	JR	G	5-8	Tigard, OR
13	Misty Greene	SO	G/F	5-9	Decatur, TN
14	Kellie Jolly	SO	G	5-10	Sparta, TN
23	Chamique Holdsclaw	SO	F	6-2	Astoria, NY
31	Brynae Laxton	SO	F	6-0	Oneida, TN
34	LaShonda Stephens	FR	C	6-3	Woodstock, GA
44	Pashen Thompson	SR	C	6-1	Philadelphia, MS
52	Abby Conklin	SR	F	6-3	Charlestown, IN

SEASON STATS

Player	PPG	RPG	FG-Pct.	FT-Pct.
Chamique Holdsclaw	16.2	9.4	.498	.667
Abby Conklin	11.7	4.8	.439	.835
Tiffani Johnson	10.0	7.4	.532	.705
Kellie Jolly	8.4	1.9	.409	.750
Laurie Milligan	8.3	2.3	.359	.868
Pashen Thompson	8.1	6.5	.522	.758
Kyra Elzy	5.8	3.5	.363	.569
Misty Greene	5.8	1.4	.385	.839
Brynae Laxton	2.9	2.1	.344	.526
Niya Butts	2.5	1.3	.406	.676
LaShonda Stephens	2.4	1.5	.380	.696

STARTING LINEUP

F Chamique Holdsclaw, 20.6 ppg, 9.4 rpg
F Abby Conklin, 11.7 ppg, 4.8 rpg
C Pashen Thompson, 8.1 ppg, 6.5 rpg
G Kellie Jolly, 8.4 ppg, 1.9 rpg, 4.1 apg
G Kyra Elzy, 5.8 ppg, 3.5 rpg


SUBS — Tiffani Johnson, 10.0 ppg, 7.4 rpg
Misty Greene, 5.8 ppg, 1.4 rpg

1996-97 UT Poll History

Starting position: 4th (11-11-96)
Highest 1996-97 ranking: 3rd (11-18-96)
Lowest 1996-97 ranking: 11th (3-3-97)
Final 1996-97 position: 10th (3-10-97)
Actual NCAA finish: NCAA CHAMPIONS



ALL-TIME TEAMS/PLAYERS/STARTING LINEUPS



**1997-98
39-0
SEC CHAMPIONS
SEC TOURNAMENT CHAMPIONS
NCAA NATIONAL CHAMPIONS**

ROSTER

No.	Name	Year	Pos.	Ht.	Hometown
3	Niya Butts	SO	G	6-0	Americus, GA
5	Kyra Elzy	SO	G/F	6-1	LaGrange, KY
11	Laurie Milligan	SR	G	5-8	Tigard, OR
13	Misty Greene	JR	G/F	5-9	Decatur, TN
14	Kellie Jolly	JR	G	5-10	Sparta, TN
21	Semeka Randall	FR	G	5-10	Cleveland, OH
23	Chamique Holdsclaw	JR	F	6-2	Astoria, NY
24	Tamika Catchings	FR	F	6-1	Duncanville, TX
31	Brynae Laxton	JR	F	6-0	Oneida, TN
33	Kristen "Ace" Clement	FR	G	5-11	Broomall, PA
34	LaShonda Stephens	SO	C	6-3	Woodstock, GA
40	Teresa Geter	FR	C	6-3	Columbia, SC

SEASON STATS

Player	PPG	RPG	FG-Pct.	FT-Pct.
Chamique Holdsclaw	23.5	8.4	.546	.765
Tamika Catchings	18.2	8.0	.537	.760
Semeka Randall	15.9	5.3	.487	.728
Kellie Jolly	7.6	2.3	.463	.843
Kyra Elzy	7.0	4.0	.686	.686
Teresa Geter	6.3	4.8	.547	.623
Kristen Clement	5.6	2.2	.421	.644
LaShonda Stephens	4.0	3.4	.308	.587
Laurie Milligan	2.0	0.4	.429	.571
Misty Greene	2.0	1.2	.289	.857
Niya Butts	1.8	1.1	.415	.457
Brynae Laxton	1.2	1.9	.279	.400

STARTING LINEUP

F Chamique Holdsclaw, 23.5 ppg, 8.4 rpg
 F Tamika Catchings, 18.2 ppg, 8.0 rpg
 C LaShonda Stephens, 4.0 ppg, 3.4 rpg
 G Kellie Jolly, 7.6 ppg, 2.3 rpg, 3.8 apg
 G Semeka Randall, 15.9 ppg, 5.3 rpg

SUBS — Teresa Geter, 6.3 ppg, 4.8 rpg
 Kristen "Ace" Clement, 5.6 ppg, 2.2 rpg

1997-98 UT Poll History

Starting position: 1st (11-10-97)
 Highest 1997-98 ranking: 1st (all 18 polls)
 Lowest 1997-98 ranking: 1st (all 18 polls)
 Final 1997-98 position: 1st (3-9-98)
 Actual NCAA finish: **NCAA CHAMPIONS**



**1998-99
31-3
SEC CHAMPIONS
SEC TOURNAMENT CHAMPIONS
2nd NCAA East Regional**

ROSTER

No.	Name	Year	Pos.	Ht.	Hometown
00	Michelle Snow	FR	C	6-5	Pensacola, FL
3	Niya Butts	JR	F	6-0	Americus, GA
5	Kyra Elzy	JR	G/F	6-1	LaGrange, KY
11	Amanda Canon	FR	G	5-11	Shelbyville, TN
14	Kellie Jolly	SR	G	5-10	Sparta, TN
21	Semeka Randall	SO	G	5-10	Cleveland, OH
23	Chamique Holdsclaw	SR	F	6-2	Astoria, NY
24	Tamika Catchings	SO	F	6-1	Duncanville, TX
31	Sarah Edwards	FR	F	5-11	Sevierville, TN
33	Kristen "Ace" Clement	SO	G	5-11	Broomall, PA
40	Teresa Geter	SO	C	6-3	Columbia, SC
50	Shalon Pillow	FR	C	6-3	Addyston, OH

SEASON STATS

Player	PPG	RPG	FG-Pct.	FT-Pct.
Chamique Holdsclaw	21.3	8.1	.519	.707
Tamika Catchings	16.6	7.3	.512	.775
Semeka Randall	14.1	4.8	.512	.590
Michelle Snow	8.5	6.4	.600	.519
Kellie Jolly	7.5	2.3	.449	.704
Kristen Clement	7.6	2.0	.461	.688
Teresa Geter	5.9	4.7	.453	.816
Shalon Pillow	3.0	1.7	.640	.519
Niya Butts	2.9	1.4	.615	.595
Sarah Edwards	2.3	0.6	.684	.727
Amanda Canon	0.7	0.4	.188	.600


STARTING LINEUP

F Chamique Holdsclaw, 21.3 ppg, 8.1 rpg
 F Tamika Catchings, 16.6 ppg, 7.3 rpg
 C Michelle Snow, 8.5 ppg, 6.4 rpg
 G Kellie Jolly, 7.5 ppg, 2.3 rpg, 4.1 apg
 G Semeka Randall, 14.1 ppg, 4.8 rpg

SUBS — Teresa Geter, 5.9 ppg, 4.7 rpg
 Kristen "Ace" Clement, 7.6 ppg, 2.0 rpg

1998-99 UT Poll History

Starting position: 1st (11-9-98)
 Highest 1998-99 ranking: 1st (seven times)
 Lowest 1998-99 ranking: 4th (11-16-98)
 Final 1998-99 position: 2nd (3-8-99)
 Actual NCAA finish: Lost in Regional finals



**1999-2000
33-4
SEC CHAMPIONS
SEC TOURNAMENT CHAMPIONS
2nd NCAA Championships**

ROSTER

No.	Name	Year	Pos.	Ht.	Hometown
00	Michelle Snow	SO	C	6-5	Pensacola, FL
3	Niya Butts	SR	F	6-0	Americus, GA
5	Kyra Elzy	SR*	G-F	6-1	LaGrange, KY
10	April McDivitt	FR	G	5-7	Connersville, IN
11	Amanda Canon	SO	F	5-11	Shelbyville, TN
12	Tasheika Morris	FR	F	6-0	Huntsville, AL
13	Gwen Jackson	FR	C-F	6-2	Eufaula, AL
20	Kara Lawson	FR	G-F	5-9	Alexandria, VA
21	Semeka Randall	JR	G	5-10	Cleveland, OH
24	Tamika Catchings	JR	F	6-1	Duncanville, TX
31	Sarah Edwards	SO	G	5-11	Sevierville, TN
33	Kristen "Ace" Clement	JR	G	5-11	Broomall, PA
34	LaShonda Stephens	SR*	C	6-3	Woodstock, GA
50	Shalon Pillow	SO	C	6-3	Addyston, OH

* Juniors in eligibility

SEASON STATS

Player	PPG	RPG	FG-Pct.	FT-Pct.
Tamika Catchings	15.7	7.9	.475	.767
Semeka Randall	14.0	5.3	.418	.785
Kara Lawson	13.6	4.1	.458	.817
Michelle Snow	11.8	6.3	.555	.629
Kristen Clement	5.6	3.0	.356	.620
Gwen Jackson	5.5	4.5	.458	.637
April McDivitt	4.6	1.2	.397	.723
Kyra Elzy	3.1	2.6	.367	.492
Shalon Pillow	2.6	1.7	.596	.600
Tasheika Morris	2.2	0.8	.353	.600
Niya Butts	2.1	1.0	.846	.500
Sarah Edwards	1.2	0.2	.231	1.000
LaShonda Stephens	1.0	0.9	.286	.429
Amanda Canon	1.0	0.1	.500	.750

STARTING LINEUP

F Semeka Randall, 14.0 ppg, 5.3 rpg
 F Tamika Catchings, 15.7 ppg, 7.9 rpg
 C Michelle Snow, 11.8 ppg, 6.3 rpg
 G Kara Lawson, 13.6 ppg, 4.1 rpg
 G Kristen "Ace" Clement, 5.6 ppg, 3.0 rpg


SUBS — April McDivitt, 4.6 ppg, 1.2 rpg
 Gwen Jackson, 5.5 ppg, 4.5 rpg
 Kyra Elzy, 3.1 ppg, 2.6 rpg

1999-2000 UT Poll History

Starting position: 2nd (11-9-99)
 Highest 1999-2000 ranking: 2nd (fourteen times)
 Lowest 1999-2000 ranking: 5th (two times)
 Final 1999-2000 position: 2nd (3-13-2000)
 Actual NCAA finish: 2nd in nation



ALL-TIME TEAMS/PLAYERS/STARTING LINEUPS



2000-01
31-3
SEC CHAMPIONS
3rd NCAA Mid-east Regional

ROSTER

No.	Name	Year	Pos.	Ht.	Hometown
00	Michelle Snow	JR	C	6-5	Pensacola, FL
3	Tasha Butts	FR	G	5-11	Milledgeville, GA
4	LaToya Davis	FR	F	6-0	Forsyth, GA
5	Kyra Elzy	SR*	G-F	6-1	LaGrange, KY
10	April McDivitt	SO	G	5-7	Connersville, IN
11	Amanda Canon	JR	F	5-11	Shelbyville, TN
13	Gwen Jackson	SO	C-F	6-2	Eufaula, AL
20	Kara Lawson	SO	G-F	5-9	Alexandria, VA
21	Semeka Randall	SR	G	5-10	Cleveland, OH
24	Tamika Catchings	SR	F	6-1	Duncanville, TX
31	Sarah Edwards	JR	G	5-11	Sevierville, TN
33	Kristen "Ace" Clement	SR	G	5-11	Broomall, PA
42	Courtney McDaniel	FR	C-F	6-1	Bristol, TN
43	Ashley Robinson	FR	C	6-5	Grand Prairie, TX
50	Shalon Pillow	JR	C	6-3	Addyston, OH

* Fifth year senior

SEASON STATS

Player	PPG	RPG	FG-Pct.	FT-Pct.
Tamika Catchings	15.2	8.8	.477	.806
Gwen Jackson	11.7	6.3	.486	.788
Kara Lawson	11.4	3.5	.433	.857
Michelle Snow	11.1	6.8	.572	.608
Semeka Randall	10.3	5.0	.417	.713
Ashley Robinson	8.9	5.3	.492	.515
April McDivitt	5.4	1.6	.432	.794
Tasha Butts	4.7	2.0	.427	.766
Kristen Clement	4.5	2.4	.385	.643
Courtney McDaniel	3.3	2.2	.571	.615
Shalon Pillow	3.0	1.8	.537	.692
LaToya Davis	2.9	1.5	.383	.455
Kyra Elzy	2.0	1.7	.435	.571
Amanda Canon	1.5	0.1	.200	.900
Sarah Edwards	0.3	0.1	.500	.000

STARTING LINEUP

F Semeka Randall, 10.3 ppg, 5.0 rpg
F Tamika Catchings, 15.2 ppg, 8.8 rpg
C Michelle Snow, 11.1 ppg, 6.8 rpg
G Kara Lawson, 11.4 ppg, 3.5 rpg
G Kristen "Ace" Clement, 4.5 ppg, 2.4 rpg

SUBS — Gwen Jackson, 11.7 ppg, 6.3 rpg
Ashley Robinson, 8.9 ppg, 5.3 rpg
April McDivitt, 5.4 ppg, 1.6 rpg

2000-01 UT Poll History

Starting position: 2nd (11-6-00)
Highest 2000-01 ranking: 1st (two times)
Lowest 2000-01 ranking: 3rd (four times)
Final 2000-01 position: 3rd (3-11-2000)
Actual NCAA finish: Lost in Regional semifinals



2001-02
29-5
SEC CHAMPIONS
3rd NCAA Championships

ROSTER

No.	Name	Year	Pos.	Ht.	Hometown
00	Michelle Snow	SR	C	6-5	Pensacola, FL
3	Tasha Butts	SO	G	5-11	Milledgeville, GA
4	LaToya Davis	SO	F	6-0	Forsyth, GA
10	April McDivitt	JR	G	5-7	Connersville, IN
11	Amanda Canon	SR	F	5-11	Shelbyville, TN
13	Gwen Jackson	JR	F	6-2	Eufaula, AL
14	Michelle Muñoz	FR	F	6-1	Mason, OH
20	Kara Lawson	JR	G	5-9	Alexandria, VA
21	Loree Moore	FR	G	5-9	Carson, CA
25	Brittany Jackson	FR	G-F	6-0	Cleveland, TN
33	Ashley Robinson	SO	C	6-5	Grand Prairie, TX
42	Courtney McDaniel	SO	C-F	6-1	Bristol, TN
43	Shyra Ely	FR	F	6-2	Indianapolis, IN
50	Shalon Pillow	SR	C	6-3	Addyston, OH

SEASON STATS

Player	PPG	RPG	FG-Pct.	FT-Pct.
Kara Lawson	15.1	4.9	.466	.835
Michelle Snow	12.3	6.5	.503	.753
Gwen Jackson	10.5	6.2	.471	.800
Shyra Ely	9.3	5.4	.490	.585
Brittany Jackson	6.5	2.1	.392	.745
Loree Moore	5.7	2.7	.467	.694
April McDivitt	4.9	1.6	.405	.692
Ashley Robinson	4.7	2.6	.382	.529
Tasha Butts	4.3	3.0	.294	.745
LaToya Davis	3.9	1.9	.440	.667
Michelle Muñoz	3.7	2.0	.581	.806
Courtney McDaniel	3.3	3.0	.402	.618
Shalon Pillow	2.0	0.8	.545	.688
Amanda Canon	0.2	1.0	.000	.333

STARTING LINEUP

F Shyra Ely, 9.3 ppg, 5.4 rpg
F Gwen Jackson, 10.5 ppg, 6.2 rpg
C Michelle Snow, 12.3 ppg, 6.5 rpg
G Kara Lawson, 15.1 ppg, 4.9 rpg
G April McDivitt, 4.9 ppg, 1.6 rpg

SUBS — Tasha Butts, 4.3 ppg, 3.0 rpg
Loree Moore, 5.7 ppg, 2.7 rpg

2001-02 UT Poll History

Starting position: 2nd (11-5-01)
Highest 2001-02 ranking: 2nd (12 times)
Lowest 2001-02 ranking: 6th (two times)
Final 2001-02 position: 6th (3-11-2002)
Actual NCAA finish: 3rd in nation



2002-03
33-5
SEC CHAMPIONS
2nd NCAA Championships

ROSTER

No.	Name	Year	Pos.	Ht.	Hometown
3	Tasha Butts	JR	G	5-11	Milledgeville, GA
4	LaToya Davis	FR	F	6-0	Forsyth, GA
5	Shanna Zolman	JR	G	5-10	Syracuse, IN
13	Gwen Jackson	SR	F	6-2	Eufaula, AL
20	Kara Lawson	SO	G	5-8	Alexandria, VA
21	Loree Moore	SO	G	5-9	Lakewood, CA
25	Brittany Jackson	SO	F	6-0	Cleveland, TN
33	Ashley Robinson	JR	C	6-5	Grand Prairie, TX
42	Courtney McDaniel	JR	F	6-1	Bristol, TN
43	Shyra Ely	SO	F	6-2	Indianapolis, IN
50	Tye'sha Fluker	FR	C	6-5	Pasadena, CA

SEASON STATS

Player	PPG	RPG	FG-Pct.	FT-Pct.
Gwen Jackson	16.1	6.2	.572	.756
Kara Lawson	14.4	4.9	.469	.884
Shyra Ely	9.8	6.6	.495	.713
Shanna Zolman	7.5	2.1	.419	.892
Loree Moore	6.4	3.4	.470	.612
Tasha Butts	6.3	4.8	.355	.795
Ashley Robinson	5.8	5.4	.418	.392
Brittany Jackson	5.7	1.4	.356	.736
Courtney McDaniel	4.3	3.0	.594	.724
Tye'sha Fluker	3.1	2.5	.400	.571
LaToya Davis	2.2	1.7	.467	.692

STARTING LINEUP

F Gwen Jackson, 16.1 ppg, 6.2 rpg
F Tasha Butts, 6.3 ppg, 4.8 rpg
C Ashley Robinson, 5.8 ppg, 5.4 rpg
G Kara Lawson, 14.4 ppg, 4.9 rpg
G Loree Moore, 6.4 ppg, 3.4 rpg

SUBS — Shyra Ely, 9.8 ppg, 6.6 rpg
Shanna Zolman, 7.5 ppg, 2.1 rpg

2002-03 UT Poll History

Starting position: 2nd (11-11-02)
Highest 2002-03 ranking: 2nd (two times)
Lowest 2002-03 ranking: 5th (four times)
Final 2002-03 position: 4th (3-17-03)
Actual NCAA finish: 2nd in nation



ALL-TIME TEAMS/PLAYERS/STARTING LINEUPS



2003-04
31-4
SEC CHAMPIONS
2nd NCAA Championships

ROSTER

No.	Name	Year	Pos.	Ht.	Hometown
1	Sidney Spencer	FR	F	6-3	Hoover, AL
3	Tasha Butts	SR	G	5-11	Milledgeville, GA
4	LaToya Davis	SR	F	6-0	Forsyth, GA
5	Shanna Zolman	SO	G	5-10	Syracuse, IN
13	Dominique Redding	FR	F	6-1	Clearwater, FL
21	Loree Moore	JR	G	5-9	Lakewood, CA
25	Brittany Jackson	JR	F	6-0	Cleveland, TN
33	Ashley Robinson	SR	C	6-5	Grand Prairie, TX
42	Courtney McDaniel	SR	F	6-1	Bristol, TN
43	Shyra Ely	JR	F	6-2	Indianapolis, IN
50	Tye'sha Fluker	SO	C	6-5	Pasadena, CA

SEASON STATS

Player	PPG	RPG	FG-Pct.	FT-Pct.
Shyra Ely	14.5	8.0	.481	.678
Shanna Zolman	12.3	2.8	.437	.957
Tasha Butts	10.4	5.4	.408	.818
Ashley Robinson	8.1	6.4	.486	.396
Loree Moore	7.9	5.5	.460	.529
Brittany Jackson	7.3	1.9	.393	.824
Sidney Spencer	5.5	3.5	.436	.786
Tye'sha Fluker	5.4	3.1	.484	.630
LaToya Davis	5.1	3.2	.463	.794
Courtney McDaniel	2.3	2.2	.462	.765
Dominique Redding	1.9	0.9	.429	.500

STARTING LINEUP

F Shyra Ely, 14.5 ppg, 8.0 rpg
F LaToya Davis, 5.1 ppg, 3.2 rpg
C Ashley Robinson, 8.1 ppg, 6.4 rpg
G Tasha Butts, 10.4 ppg, 5.4 rpg
G Shanna Zolman, 12.3 ppg, 2.8 rpg

SUBS — Brittany Jackson, 7.3 ppg, 1.9 rpg
Sidney Spencer, 5.5 ppg, 3.5 rpg

2003-04 UT Poll History

Starting position: 4th (11-3-03)
Highest 2003-04 ranking: 1st (two times)
Lowest 2003-04 ranking: 5th (four times)
Final 2003-04 position: 2nd (3-29-04)
Actual NCAA finish: 2nd in nation



2004-05
30-5
SEC TOURNAMENT CHAMPIONS
3rd NCAA Championships

ROSTER

No.	Name	Year	Pos.	Ht.	Hometown
1	Sidney Spencer	SO	F	6-3	Hoover, AL
3	Candace Parker	FR	F	6-3	Naperville, IL
5	Shanna Zolman	JR	G	5-10	Syracuse, IN
12	Abby Canon	FR	G	5-10	Shelbyville, TN
13	Dominique Redding	SO	F	6-1	Clearwater, FL
14	Alexis Hornbuckle	FR	G	5-11	Charleston, WV
15	Sa'de Wiley-Gatewood	FR	G	5-9	Pomona, CA
21	Loree Moore	SR	G	5-9	Lakewood, CA
25	Brittany Jackson	SR	F	6-0	Cleveland, TN
31	Aubrey Guastalli	SR	G	5-6	Westwood, MA
33	Sybil Dosty	FR	C	6-3	Tucson, AZ
43	Shyra Ely	SR	F	6-2	Indianapolis, IN
44	Alex Fuller	FR	F	6-3	Shelbyville, TN
50	Tye'sha Fluker	JR	C	6-5	Pasadena, CA
55	Nicky Anosike	FR	C	6-4	Staten Island, NY

SEASON STATS

Player	PPG	RPG	FG-Pct.	FT-Pct.
Shyra Ely	14.4	7.0	.456	.723
Shanna Zolman	12.5	2.3	.441	.862
Alexis Hornbuckle	8.6	5.4	.444	.606
Brittany Jackson	8.3	2.1	.342	.810
Tye'sha Fluker	7.4	5.4	.461	.641
Nicky Anosike	6.7	6.1	.368	.657
Sidney Spencer	5.2	4.0	.392	.800
Loree Moore	5.1	4.6	.337	.742
Dominique Redding	4.0	1.6	.412	.816
Sa'de Wiley-Gatewood	3.9	1.5	.366	.917
Sybil Dosty	2.5	2.4	.565	.444
Aubrey Guastalli	0.0	0.1	.000	.000
Abby Canon	0.0	0.1	.000	.000

STARTING LINEUP

F Shyra Ely, 14.4 ppg, 7.0 rpg
F Nicky Anosike, 6.7 ppg, 6.1 rpg
C Loree Moore, 5.1 ppg, 4.6 rpg
G Shanna Zolman, 12.3 ppg, 2.8 rpg
G Alexis Hornbuckle, 8.6 ppg, 5.4 rpg

SUBS — Sidney Spencer, 5.2 ppg, 4.0 rpg
Tye'sha Fluker, 7.4 ppg, 5.4 rpg
Brittany Jackson, 8.3 ppg, 2.1 rpg

2004-05 UT Poll History

Starting position: 1st (11-8-04)
Highest 2004-05 ranking: 1st (four times)
Lowest 2004-05 ranking: 10th (1-3-05)
Final 2004-05 position: 3rd (3-28-05)
Actual NCAA finish: 3rd in nation



2005-06
31-5
SEC TOURNAMENT CHAMPIONS
2nd NCAA Cleveland Regional

ROSTER

No.	Name	Year	Pos.	Ht.	Hometown
1	Sidney Spencer	JR	F	6-3	Hoover, AL
3	Candace Parker	RS-FR	F	6-3	Naperville, IL
5	Shanna Zolman	SR	G	5-10	Syracuse, IN
13	Dominique Redding	JR	F	6-1	Clearwater, FL
14	Alexis Hornbuckle	SO	G	5-11	Charleston, WV
15	*Sa'de Wiley-Gatewood	SO	G	5-9	Pomona, CA
21	Lindsey Moss	FR	G	6-1	Alpharetta, GA
33	Sybil Dosty	SO	C	6-3	Tucson, AZ
44	Alex Fuller	RS-FR	F	6-3	Shelbyville, TN
50	Tye'sha Fluker	SR	C	6-5	Pasadena, CA
55	Nicky Anosike	SO	C	6-4	Staten Island, NY

SEASON STATS

Player	PPG	RPG	FG-Pct.	FT-Pct.
Candace Parker	17.3	8.3	.522	.729
Shanna Zolman	15.4	2.9	.433	.944
Alexis Hornbuckle	9.9	5.3	.418	.745
Sidney Spencer	9.4	3.4	.458	.925
Tye'sha Fluker	9.3	4.9	.532	.654
*Sa'de Wiley-Gatewood	8.0	2.6	.333	.846
Nicky Anosike	7.1	5.4	.510	.712
Dominique Redding	3.7	1.3	.362	.600
Sybil Dosty	2.9	2.9	.615	.548
Alex Fuller	2.1	2.0	.455	.733
Lindsey Moss	2.0	0.7	.352	.333

*left team Dec. 19, 2005

STARTING LINEUP

F Candace Parker 17.3 ppg, 8.3 rpg
F Sidney Spencer 9.4 ppg, 3.4 rpg
C Nicky Anosike 7.1 ppg, .4 rpg
G Shanna Zolman 15.4 ppg, 2.9 rpg
G Alexis Hornbuckle 9.9 ppg, 5.3 rpg

SUBS — Tye'sha Fluker 9.3 ppg, 4.9 rpg
Dominique Redding 3.7 ppg, 1.3 rpg
Sybil Dosty 2.9 ppg, 2.9 rpg

2005-06 UT Poll History

Starting position: 2nd
Highest 2005-06 ranking: 1st (nine times)
Lowest 2005-06 ranking: 8th (2-27-06)
Final 2005-06 position: 6th (3-20-06)
Actual NCAA finish: Lost in Cleveland Regional Final



LADY VOL RECORDS



IN THIS SECTION



Great Lady Vol Scorers 158-162

Great Lady Vol Rebounders 163

Year-by-Year Statistical Leaders 164

Year-by-Year Team Statistics 165

UT Individual and Team Records 166

Opponents' Records vs. UT 167

Miscellaneous Single Game Statistics 168-169

Top 10 Records - UT Individual/Team/Class 170-173

Records vs. All Conferences 174

Week-by-Week in the Associated Press Poll & All-Time Polls 175

Scores Team-by-Team 176-181

Scores Year-by-Year 182-188

GREAT LADY VOL SCORERS

In Pat Summitt's 32-year reign as the head coach of the Tennessee Lady Vol basketball program, she has seen 31 of her 138 all-time players join the 1,000 point club. That's an amazing average of nearly one 1,000-point scorer for each year she has coached at Tennessee.

Chamique Holdsclaw's career total of 3,025 points set the basketball standard for men or women at the University of Tennessee.

3,000 POINT CLUB

CHAMIQUE

HOLDSCLAW • 3,025 career points



#23 CHAMIQUE HOLDSCLAW — 6'2" — FORWARD — ASTORIA, NEW YORK

YEAR	G	FGM	FGA	PCT	3PM	3PA	PCT	FTM	FTA	PCT.	REB-AVG.	PF-DQ	TP-AVG	AS	TO	BK	ST
95-96	36	237	507	.468	7	30	.233	102	143	.713	326-9.1	92-3	583-16.2	75	95	21	34
96-97	39	332	667	.498	17	50	.340	122	183	.667	367-9.4	101-3	803-20.6	114	139	35	93
97-98	39	370	678	.546	9	41	.220	166	217	.765	328-8.4	82-0	915-23.5	117	109	36	110
98-99	34	294	567	.519	3	21	.143	133	188	.707	274-8.1	62-1	724-21.3	80	87	23	70
TOTAL	148	1233	2419	.510	36	142	.254	523	731	.715	1295-8.8	338-7	3025-20.4	386	430	115	307

2,000 POINT CLUB

BRIDGETTE

GORDON • 2,460 career points




#30 BRIDGETTE GORDON — 6'0" — FORWARD — DeLAND, FLORIDA

YEAR	G	FGM	FGA	PCT	3FGM	3FGA	3PCT	FTM	FTA	PCT	RBS-AVG	PF-DQ	TP	AVG	AS	TO	BK	ST
85-86	34	206	429	.480				69	109	.633	209-6.2	58-0	481	14.2	53	66	11	76
86-87	34	222	459	.484				115	160	.719	232-6.8	77-1	559	16.4	63	66	12	80
87-88	33	286	529	.541	3	4	.750	106	151	.702	225-6.8	71-1	687	20.8	80	75	18	76
88-89	36	298	557	.535	2	6	.333	131	188	.697	251-7.0	50-1	733	20.4	100	92	17	106
TOTAL	137	1012	1974	.513	5	10	.500	421	608	.692	917-6.7	256-3	2460	18.0	296	299	58	338

TAMIKA

CATCHINGS • 2,113 career points



#24 TAMIKA CATCHINGS — 6'1" — FORWARD — DUNCANVILLE, TEXAS

YEAR	G	FGM	FGA	PCT	3FGM	3FGA	3PCT	FTM	FTA	PCT	RBS-AVG	PF-DQ	TP	AVG	AS	TO	BK	ST
97-98	39	253	471	.537	40	110	.364	165	217	.760	313-8.0	89-2	711	18.2	92	93	61	100
98-99	34	205	400	.513	19	68	.279	134	173	.775	249-7.3	95-2	563	16.6	95	85	31	88
99-00	37	209	440	.475	40	121	.331	122	159	.767	292-7.9	77-0	580	15.7	101	81	28	92
00-01	17	93	195	.477	23	67	.343	50	62	.806	150-8.8	35-0	259	15.2	50	34	20	31
TOTAL	127	760	1506	.505	122	366	.333	471	611	.771	1004-7.9	296-4	2113	16.6	338	293	140	311

GREAT LADY VOL SCORERS



KARA LAWSON • 1,950 career points

1,000 POINT CLUB

#20 KARA LAWSON — 5'8" — GUARD — ALEXANDRIA, VIRGINIA

YEAR	G	FGM	FGA	PCT	3FGM	3FGA	PCT	FTM	FTA	PCT	REB-AVG	PF-DQ	TP	AVG	AS	TO	BK	ST
99-00	37	168	367	.458	79	181	.436	89	109	.817	152-4.1	79-0	504	13.6	102	50	7	51
00-01	34	132	305	.433	62	150	.413	60	70	.857	119-3.5	53-0	386	11.4	113	56	3	34
01-02	34	189	406	.466	38	115	.330	96	115	.835	165-4.9	50-0	512	15.1	90	62	3	46
02-03	38	186	397	.469	77	171	.450	99	112	.884	185-4.9	37-0	548	14.4	151	54	7	43
TOTAL	143	675	1475	.457	256	617	.414	344	406	.847	621-4.3	219-0	1950	13.6	456	222	20	174



SEMEKA RANDALL • 1,915 career points

#21 SEMEKA RANDALL — 5'10" — GUARD — CLEVELAND, OHIO

YEAR	G	FGM	FGA	PCT	3PM	3PA	PCT	FTM	FTA	PCT	REB-AVG.	PF-DQ	TP	AVG	AS	TO	BK	ST
97-98	38	224	460	.487	1	11	.091	155	213	.728	200-5.3	71-3	604	15.9	50	84	5	102
98-99	33	190	371	.512	2	8	.250	82	139	.590	160-4.8	65-1	464	14.1	46	96	5	60
99-00	37	187	447	.418	9	35	.257	135	172	.785	196-5.3	62-0	518	14.0	69	91	4	72
00-01	32	130	312	.417	2	13	.154	67	94	.713	160-5.0	61-1	329	10.3	71	56	2	52
TOTAL	140	731	1590	.460	14	67	.209	439	618	.710	716-5.1	259-5	1915	13.7	236	327	16	286



SHEILA FROST • 1,790 career points

#12 SHEILA FROST — 6'4" — CENTER — PULASKI, TENNESSEE

YEAR	G	FGM	FGA	PCT	FTM	FTA	PCT	RBS-AVG	PF-DQ	TP	AVG	AS	TO	BK	ST
85-86	33	181	312	58.0	42	80	52.5	309-9.4	122-12	404	12.2	23	63	78	42
86-87	34	161	273	59.0	61	102	59.8	217-6.4	104-6	383	11.3	31	36	56	57
87-88	34	208	338	61.5	80	124	64.5	269-7.9	100-2	496	14.6	9	50	60	46
88-89	37	204	353	57.8	99	146	67.8	249-6.7	93-2	507	13.7	33	47	57	74
TOTAL	138	754	1276	59.1	282	452	62.4	1044-7.6	419-22	1790	13.0	96	196	251	219



TANYA HAAVE • 1,771 career points

#24 TANYA HAAVE — 6'2" — FORWARD — EVERGREEN, COLORADO

YEAR	G	FGM	FGA	PCT	FTM	FTA	PCT	RBS-AVG	PF-DQ	TP	AVG	AS	TO	BK	ST
80-81	30	109	207	52.7	29	35	82.9	109-3.5	54-0	247	8.3	39	52	3	20
81-82	32	184	253	52.1	52	63	82.3	222-6.9	94-4	420	13.1	104	90	9	30
82-83	33	252	498	50.6	110	131	83.9	248-7.5	88-2	614	18.6	82	117	11	44
83-84	33	201	401	50.1	88	113	77.8	182-5.5	97-4	490	14.8	47	99	13	50
TOTAL	128	746	1459	51.1	279	342	81.6	758-5.9	333-10	1771	13.8	272	358	36	144



MARY OSTROWSKI • 1,729 career points

#14 MARY OSTROWSKI — 6'2" — FORWARD — PARKERSBURG, WEST VIRGINIA

YEAR	G	FGM	FGA	PCT	FTM	FTA	PCT	RBS-AVG	PF-DQ	TP	AVG	AS	TO	BK	ST
80-81	29	124	231	53.7	84	115	73.0	203-7.0	71-0	332	11.4	46	71	16	42
81-82	32	179	340	52.6	100	146	68.5	273-8.5	101-4	458	14.3	94	91	24	54
82-83	33	190	324	58.6	66	94	70.2	255-7.7	76-1	446	13.5	95	95	15	57
83-84	31	194	379	51.3	105	136	77.2	270-8.7	74-0	493	16.0	100	97	21	44
TOTAL	125	687	1274	53.2	355	491	72.3	1001-8.0	322-5	1729	13.8	335	354	76	208



SHANNA ZOLMAN • 1,706 career points

#5 SHANNA ZOLMAN — 5'10" — GUARD — SYRACUSE, INDIANA

YEAR	G	FGM	FGA	PCT	3FGM	3FGA	PCT	FTM	FTA	PCT	REB-AVG	PF-DQ	TP	AVG	AS	TO	BK	ST
02-03	38	95	227	.419	37	96	.385	58	65	.892	78-2.1	40-0	285	7.5	64	63	3	32
03-04	35	142	325	.437	58	136	.426	88	92	.957	99-2.8	68-0	430	12.3	71	82	3	35
04-05	35	147	333	.441	68	156	.436	75	87	.862	81-2.3	47-0	437	12.5	63	56	2	35
05-06	36	183	423	.433	103	238	.433	85	90	.944	104-2.9	47-0	554	15.4	114	80	2	28
TOTALS	144	567	1308	.433	266	626	.425	306	334	.916	362-2.5	202-0	1706	11.8	312	281	10	130



SHYRA ELY • 1,673 career points

#43 SHYRA ELY — 6'2" — FORWARD — INDIANAPOLIS, INDIANA

YEAR	G	FGM	FGA	PCT.	3FGM	3FGA	PCT.	FTM	FTA	PCT	REB-AVG.	PF-DQ	TP	AVG.	AS	TO	BK	ST
01-02	33	123	251	.490	0	1	.000	62	106	.585	177-5.4	86-2	308	9.3	36	77	13	27
02-03	36	142	287	.495	3	8	.375	67	94	.713	238-6.6	77-0	354	9.8	47	82	12	42
03-04	35	213	443	.481	0	1	.000	82	121	.678	279-8.0	80-2	508	14.5	53	92	13	44
04-05	35	193	423	.456	5	17	.294	112	155	.723	246-7.0	84-1	503	14.4	58	113	10	54
TOTAL	139	671	1404	.478	8	27	.296	323	476	.679	940-6.8	327-5	1673	12.0	194	364	48	167



GREAT LADY VOL SCORERS



DANA JOHNSON • 1,623 career points

#53 DANA JOHNSON — 6'2" — CENTER — BALTIMORE, MARYLAND

YEAR	G	FGM	FGA	PCT	FTM	FTA	PCT	RBS-AVG	PF-DQ	TP	AVG	AS	TO	BK	ST
91-92	31	92	192	.479	57	99	.576	172-5.6	77-4	241	7.8	5	53	22	26
92-93	32	143	268	.534	64	109	.587	182-5.7	83-1	350	10.9	6	38	18	33
93-94	33	173	317	.546	109	171	.637	241-7.3	89-0	455	13.8	22	62	11	34
94-95	37	215	349	.616	147	205	.717	289-7.8	87-0	577	15.6	11	73	13	36
TOTAL	133	623	1126	.553	377	584	.646	884-6.6	336-5	1623	12.2	44	226	64	129



DEBBIE GROOVER • 1,580 career points

#52 DEBBIE GROOVER — 6'0" — CENTER — CANTON, GEORGIA

YEAR	G	FGM	FGA	PCT	FTM	FTA	PCT	RBS-AVG	PF-DQ	TP	AVG	AS	TO	BK	ST
77-78	31	105	235	44.0	105	135	77.7	173-5.6	72-1	315	10.1	58	—	—	—
78-79	39	181	351	52.0	111	134	82.0	338-8.7	103-3	473	12.1	60	107	14	95
79-80	38	176	336	52.4	84	113	74.3	268-7.1	94-2	436	11.5	114	85	17	78
80-81	31	150	328	45.7	56	75	74.7	178-5.7	74-3	356	11.5	63	50	6	30
TOTAL	139	612	1250	48.9	356	457	77.9	957-6.8	343-9	1580	11.4	295	242	37	203



NIKKI MCCRAY • 1,572 career points

#23 NIKKI MCCRAY — 5'11" — FORWARD — COLLIERVILLE, TENNESSEE

YEAR	G	FGM	FGA	PCT	3FG	3FGA	PCT	FTM	FTA	PCT	RBS-AVG	PF-DQ	TP	AVG	AS	TO	BK	ST
91-92	31	87	174	.500	2	10	.200	39	53	.736	114-3.7	60-1	215	6.9	25	49	1	60
92-93	32	133	286	.465	0	0	.000	83	115	.722	145-4.5	73-0	349	10.9	61	65	3	86
93-94	33	213	421	.506	0	0	.000	111	158	.703	231-7.0	76/0	537	16.3	81	86	3	83
94-95	31	193	392	.492	2	15	.133	83	122	.680	182-5.9	66-0	471	15.2	82	68	2	63
TOTAL	127	626	1273	.492	4	25	.160	316	448	.705	672-5.3	275/1	1572	12.4	249	268	9	292



CINDY NOBLE • 1,563 career points at U.T. (Overall total of 1,932/Transfer from Ohio State)

#32 CINDY NOBLE — 6'5" — CENTER — CLARKSBURG, OHIO


YEAR	G	FGM	FGA	PCT	FTM	FTA	PCT	RBS-AVG	PF-DQ	TP	AVG	AS	TO	BK	ST
77-78	30	163	336	48.5	43	57	75.4	236-7.8	87-5	369	12.3	—	—	—	—
78-79	34	170	292	58.7	94	124	76.0	212-6.2	96-2	434	12.8	24	94	17	43
79-80	38	266	392	67.8	145	182	79.6	288-7.6	118-5	677	17.8	34	114	26	62
80-81	31	178	298	59.7	96	130	73.8	230-7.4	72-3	452	14.6	21	52	48	46
TOTAL	133	777	1318	59.0	378	493	76.7	966-7.3	373-15	1932	14.5	79	260	91	151



GWEN JACKSON • 1,508 career points

#13 GWEN JACKSON — 6'2" — FORWARD — EUFAULA, ALABAMA

YEAR	G	FGM	FGA	PCT	3FGM	3FGA	PCT	FTM	FTA	PCT	REB-AVG	PF-DQ	TP	AVG	AS	TO	BK	ST
99-00	37	71	155	.458	4	13	.408	58	91	.637	165-4.5	50-0	204	5.5	20	62	17	27
00-01	34	144	296	.486	16	34	.471	93	118	.788	213-6.3	57-0	397	11.7	27	56	28	21
01-02	28	105	223	.471	9	28	.321	76	95	.800	174-6.2	47-1	295	10.5	27	48	11	28
02-03	38	234	409	.572	26	65	.400	118	156	.756	234-6.2	55-0	612	16.1	34	69	22	31
TOTAL	137	554	1083	.511	55	140	.392	345	460	.750	786-5.7	209-1	1508	11.0	108	235	78	107



MICHELLE SNOW • 1,497 career points

#00 MICHELLE SNOW — 6'5" — CENTER — PENSACOLA, FLORIDA

YEAR	G	FGM	FGA	PCT	3FGM	3FGA	PCT	FTM	FTA	PCT	REB-AVG.	PF-DQ	TP	AVG	AS	TO	BK	ST
98-99	34	117	195	.600	0	0	.000	56	108	.519	218-6.4	101-5	290	8.5	12	63	46	24
99-00	37	181	326	.555	0	1	.000	73	116	.629	232-6.3	102-1	435	11.8	16	81	47	28
00-01	33	143	250	.572	0	0	.000	79	130	.608	224-6.8	90-2	365	11.1	26	74	46	21
01-02	33	144	286	.503	0	0	.000	119	158	.753	214-6.5	82-1	407	12.3	17	58	55	24
TOTAL	137	585	1057	.553	0	1	.000	327	512	.639	888-6.5	375-9	1497	10.9	71	276	194	97




DAEDRA CHARLES • 1,495 career points

#32 DAEDRA CHARLES — 6'3" — CENTER — DETROIT, MICHIGAN

YEAR	G	FGM	FGA	PCT	FTM	FTA	PCT	RBS-AVG	PF-DQ	TP	AVG	AS	TO	BK	ST
88-89	37	139	258	55.2	85	150	56.7	249-6.7	82-1	363	9.8	27	98	23	57
89-90	33	212	385	55.1	101	180	56.1	287-8.7	86-1	525	15.9	28	71	36	52
90-91	35	243	433	56.1	121	207	58.5	322-9.2	103-6	607	17.3	41	86	38	75
TOTAL	105	594	1076	55.2	307	537	57.2	858-8.2	271-8	1495	14.2	96	255	97	184



GREAT LADY VOL SCORERS



DENA HEAD • 1,485 career points

#11 DENA HEAD — 5'11" — GUARD — CANTON, MICHIGAN

YEAR	G	FGM	FGA	PCT	3FGM	3FGA	3PCT	FTM	FTA	PCT	RBS-AVG	PF-DQ	TP	AVG	AS	TO	BK	ST
88-89	37	86	194	.443	0	3	.000	68	91	.747	112-3.0	61-0	240	6.5	118	119	10	45
89-90	33	146	324	.451	1	1	1.000	81	112	.723	176-5.3	66-0	376	11.4	129	101	11	54
90-91	35	163	323	.505	25	51	.490	107	150	.713	200-5.7	79-1	458	13.1	129	127	11	59
91-92	30	148	304	.487	14	39	.359	101	141	.716	155-5.2	77-2	411	13.7	81	85	7	60
TOTAL	135	543	1145	.474	40	94	.425	357	494	.722	643-4.7	283-3	1485	11.0	457	432	39	218



CINDY BROGDON • 1,458 career points at U.T. (Overall total of 3,204/ Transfer from Mercer)

#44 CINDY BROGDON — 5'10" — FORWARD — BUFORD, GEORGIA

YEAR	G	FGM	FGA	PCT	FTM	FTA	PCT	RBS-AVG	PF-DQ	TP	AVG	AS	TO	BK	ST
75-76	30	348	706	49.0	206	247	83.0	319-10.6	75-1	902	30.1	—	—	—	—
76-77	28	335	690	49.0	174	216	81.0	286-10.2	75-3	844	30.1	116	—	—	—
77-78	31	286	593	48.2	102	118	86.4	238-7.6	59-1	674	21.7	111	—	—	—
78-79	39	344	639	53.8	96	118	81.3	185-4.7	87-1	784	20.1	150	—	—	—
TOTAL	128	1313	2628	50.0	578	699	82.7	1028-8.3	296-6	3204	25.0	377	—	—	—



SHELIA COLLINS • 1,414 career points

#30 SHELIA COLLINS — 5'9" — GUARD — COLBERT, GEORGIA

YEAR	G	FGM	FGA	PCT	FTM	FTA	PCT	RBS-AVG	PF-DQ	TP	AVG	AS	TO	BK	ST
81-82	31	155	352	44.0	102	135	75.6	168-5.8	94-3	412	14.2	68	100	30	72
82-83	11	37	74	50.0	20	29	68.9	36-3.2	36-2	94	8.5	14	25	6	7
83-84	33	142	372	38.8	61	98	62.2	132-4.0	98-3	345	10.4	113	90	16	86
84-85	31	213	487	43.8	137	174	78.9	290-9.4	96-2	563	18.2	75	99	20	109
TOTAL	106	547	1285	42.5	320	436	73.4	626-5.9	324-10	1414	13.3	270	314	72	274



TONYA EDWARDS • 1,309 career points

#33 TONYA EDWARDS — 5'10" — GUARD — FLINT, MICHIGAN

YEAR	G	FGM	FGA	PCT	3FGM	3FGA	PCT	FTM	FTA	PCT	REB-AVG	PF-DQ	TP	AVG	AS	TO	BK	ST
86-87	34	107	248	.432	0	0	.000	89	113	.788	91-2.7	83-4	303	8.9	7	77	6	45
87-88	34	151	331	.456	7	14	.500	115	155	.742	165-4.9	76-1	438	12.9	111	107	12	77
88-89	20	66	146	.452	1	9	.111	59	74	.797	59-3.0	43-1	194	9.7	69	65	3	46
89-90	33	112	263	.426	14	38	.368	108	142	.761	104-3.2	82-0	374	11.3	111	94	2	55
TOTAL	121	436	988	.441	22	61	.361	371	484	.767	419-3.5	284-6	1309	10.8	368	344	22	223



LATINA DAVIS • 1,260 career points

#5 LATINA DAVIS — 5'6" — GUARD — WINCHESTER, TENNESSEE

YEAR	G	FGM	FGA	PCT	3FGM	3FGA	PCT	FTM	FTA	PCT	REB-AVG	PF-DQ	TP	AVG	AS	TO	BK	ST
92-93	32	54	149	.362	9	41	.220	74	100	.740	99-3.1	73-3	191	6.0	46	50	7	45
93-94	33	97	200	.485	10	31	.323	51	58	.879	115-3.5	92-5	255	7.7	61	53	5	50
94-95	36	131	295	.444	13	37	.351	101	126	.802	158-4.4	111-3	376	10.4	63	75	2	53
95-96	35	172	345	.499	4	12	.333	90	127	.709	171-4.9	95-3	438	12.5	92	68	6	50
TOTAL	136	454	989	.459	36	121	.298	316	411	.769	543-4.0	371-14	1260	9.3	262	246	20	198



ABBY CONKLIN • 1,226 career points

#52 ABBY CONKLIN — 6'3" — FORWARD — CHARLESTOWN, INDIANA

YEAR	G	FGM	FGA	PCT	3FGM	3FGA	PCT	FTM	FTA	PCT	REB-AVG	PF-DQ	TP	AVG	AS	TO	BK	ST
93-94	33	61	123	.496	5	18	.278	31	40	.775	76-2.3	39-0	158	4.8	13	26	21	13
94-95	37	78	220	.355	32	113	.283	30	34	.882	108-2.9	50-0	208	5.9	25	45	19	18
95-96	35	160	353	.453	38	90	.422	47	66	.712	191-5.5	79-0	405	11.6	41	44	32	30
96-97	38	165	376	.439	49	128	.383	66	79	.835	182-4.8	90-2	445	11.7	32	52	30	32
TOTAL	143	464	1072	.433	124	349	.355	174	219	.795	557-3.9	258-2	1226	8.6	111	167	192	91



LISA HARRISON • 1,135 career points

#21 LISA HARRISON — 6'0" — FORWARD — LOUISVILLE, KENTUCKY

YEAR	G	FGM	FGA	PCT	3FGM	3FGA	PCT	FTM	FTA	PCT	REB-AVG	PF-DQ	TP	AVG	AS	TO	BK	ST
89-90	33	107	229	.467	0	1	.000	41	65	.631	159-4.8	51-0	255	7.7	51	62	8	33
90-91	34	114	287	.397	0	1	.000	31	61	.508	193-5.7	71-1	259	7.6	75	67	12	31
91-92	31	75	193	.389	0	2	.000	24	33	.727	162-5.2	40-0	174	5.6	64	35	11	41
92-93	32	196	419	.468	1	3	.333	54	87	.621	300-9.4	52-0	447	14.0	82	52	9	65
TOTAL	130	492	1126	.437	1	7	.143	150	246	.610	814-6.3	214-1	1135	8.7	272	216	40	170



GREAT LADY VOL SCORERS



LEA HENRY • 1,128 career points

#44 LEA HENRY — 5'4" — GUARD — DAMASCUS, GEORGIA

YEAR	G	FGM	FGA	PCT	FTM	FTA	PCT	RBS-AVG	PF-DQ	TP	AVG	AS	TO	BK	ST
79-80	38	160	348	46.0	8	17	47.0	77-2.0	63-0	328	8.6	119	93	3	66
80-81	31	145	282	51.4	28	43	65.1	67-2.2	62-0	318	10.6	197	69	5	50
81-82	32	106	254	41.7	22	39	56.4	38-1.2	54-1	234	7.4	158	78	1	41
82-83	33	107	227	41.7	34	47	72.3	63-1.9	76-3	248	7.5	149	77	4	79
TOTAL	134	518	1111	46.6	92	146	63.0	245-1.8	255-4	1128	8.4	593	317	13	227



PAULA TOWNS • 1,114 career points

#55 PAULA TOWNS — 6'1" — CENTER — FORT VALLEY, GEORGIA

YEAR	G	FGM	FGA	PCT	FTM	FTA	PCT	REB-AVG.	PF-DQ	TP	AVG	AS	TO	BK	ST
80-81	24	11	32	.344	18	28	.642	59-2.5	12-1	40	1.7	3	15	1	6
81-82	32	188	324	.580	75	101	.743	250-7.8	111-5	451	14.0	9	73	8	49
82-83	28	134	254	.528	44	67	.656	207-7.4	88-4	321	11.1	5	42	13	32
83-84	33	133	260	.511	45	63	.714	242-7.3	88-2	311	9.4	6	62	12	26
TOTAL	117	466	870	.535	182	259	.702	758-6.5	299-12	1114	9.5	23	192	34	113



TIFFANY WOOSLEY • 1,096 career points

#10 TIFFANY WOOSLEY — 5'6" — GUARD — SHELBYVILLE, TENNESSEE

YEAR	G	FGM	FGA	PCT	3FGM	3FGA	PCT	FTM	FTA	PCT	REB-AVG	PF-DQ	TP	AVG	AS	TO	BK	ST
91-92	31	87	205	.424	28	69	.406	73	92	.794	65-2.1	39-0	275	8.9	58	61	2	24
92-93	32	118	319	.370	46	137	.336	86	104	.827	78-2.4	61-0	368	11.5	93	81	1	51
93-94	33	119	263	.453	46	101	.456	110	125	.880	65-2.0	52-0	394	11.9	106	87	2	34
94-95	8	16	52	.308	12	31	.387	15	27	.556	21-2.6	11-0	59	7.4	8	16	1	12
TOTAL	104	340	839	.405	132	338	.391	284	348	.816	229-2.2	163-0	1096	10.5	265	165	6	121



PEGGY EVANS • 1,076 career points

#20 PEGGY EVANS — 6'0" — CENTER — DETROIT, MICHIGAN

YEAR	G	FGM	FGA	PCT	3FGM	3FGA	PCT	FTM	FTA	PCT	REB-AVG	PF-DQ	TP	AVG.	AS	TO	BK	ST
90-91	35	117	218	.537	0	0	.000	64	86	.744	198-5.7	91-5	298	8.5	12	61	9	25
91-92	31	186	350	.531	0	0	.000	86	150	.573	202-6.5	80-4	458	14.8	33	58	13	58
92-93	28	137	296	.463	0	1	.000	46	72	.639	174-6.2	72-2	320	11.4	30	57	9	30
TOTAL	94	440	864	.509	0	1	.000	196	308	.636	574-6.1	243-11	1076	11.4	75	176	31	113



MICHELLE MARCINIAK • 1,004 career points at U.T. (Overall total of 1,385/ Transfer from Notre Dame)

#3 MICHELLE MARCINIAK — 5'9" — GUARD — MACUNGIE, PENNSYLVANIA

YEAR	G	FGM	FGA	PCT	3FGM	3FGA	PCT	FTM	FTA	PCT	RBS-AVG	PF-DQ	TP	AVG	AS	TO	BK	ST
91-92	31	142	357	.398	12	60	.200	85	110	.773	106-3.4	86-2	381	12.3	85	134	10	63
93-94	32	66	163	.405	22	67	.328	44	64	.688	59-1.8	57-0	198	6.2	92	70	5	47
94-95	36	131	295	.444	31	102	.304	97	133	.729	98-2.7	77-2	390	10.8	204	132	4	83
95-96	36	151	344	.439	13	64	.203	101	127	.795	109-3.0	70-2	416	11.6	156	101	11	107
TOTAL	135	490	1159	.423	78	293	.266	327	434	.754	372-2.8	290-6	1385	10.3	537	437	30	300

SPECIAL CONSIDERATION

Senior transfer All-Americans and Olympians Patricia Roberts and Jill Rankin attended UT and played for the Lady Vols during their senior year only. Although they did not become 1,000-point scorers at Tennessee, their career marks are some of the nation's all-time bests.



PATRICIA ROBERTS • 2,457 career points

#44 PATRICIA ROBERTS — 6'1" — CENTER — MONROE, GEORGIA — 987 POINTS AT UT / 2,457 CAREER

YEAR	G	FGM	FGA	PCT	FTM	FTA	PCT	RBS-AVG	PF-DQ	TP	AVG	AS	TO	BK	ST
73-74	22	—	—	—	—	—	—	—	—	373	17.0	—	—	—	—
74-75	21	192	309	62.1	55	84	65.5	259-12.3	—	429	20.9	—	—	—	—
75-76	24	305	474	64.3	48	89	65.2	305-12.7	—	658	27.4	—	—	—	—
76-77	33	428	662	64.6	131	175	74.8	467-14.2	97-4	987	29.9	54	—	—	—
TOTAL	100	925	1445	64.0	234	348	67.2	1031-13.1	97-4	2457	24.6	54	—	—	—



JILL RANKIN • 2,851 career points

#13 JILL RANKIN — 6'3" — CENTER — PHILLIPS, TEXAS — 730 POINTS AT UT / 2,851 CAREER


YEAR	G	FGM	FGA	PCT	FTM	FTA	PCT	RBS-AVG	PF-DQ	TP	AVG	AS	TO	BK	ST
76-77	36	218	368	59.2	91	131	69.5	257-7.0	—	527	14.6	—	—	—	—
77-78	38	259	426	60.7	76	121	62.8	262-6.9	—	594	15.6	—	—	—	—
78-79	34	410	698	58.7	180	234	76.9	305-9.0	—	1000	29.4	—	—	—	—
79-80	38	296	536	55.2	138	172	80.2	277-7.3	112-2	730	19.2	—	—	—	—
TOTAL	146	1183	2028	58.3	485	658	73.7	1101-7.6	112-2	2851	19.5	—	—	—	—



GREAT LADY VOL REBOUNDERS

During Coach Pat Summitt's 32-year tenure at the University of Tennessee, she has developed 12 players to the lofty status of gathering at least 800 rebounds during their UT careers. Four Lady Vols, Chamique Holdsclaw, Sheila Frost, Tamika Catchings and Mary Ostrowski, hauled in at least 1,000 rebounds during their time as Lady Vols.


1,000 REBOUND CLUB



**CHAMIQUE
HOLDSCLAW • 1,295 rebounds**

(1995-99), 6-2, Forward

YEAR	Off.	Def.	RBS-AVG
95-96			326-9.1
96-97			367-9.4
97-98	133	195	328-8.4
98-99	116	158	274-8.1
TOTAL			1295-8.8



**TAMIKA
CATCHINGS • 1,004 rebounds**

(1997-01), 6-1, Forward


YEAR	Off.	Def.	RBS-AVG
97-98	124	189	313-8.0
98-99	107	142	249-7.3
99-00	118	174	292-7.9
00-01	72	78	150-8.8
TOTAL	421	583	1004-7.9



**SHEILA
FROST • 1,044 rebounds**

(1985-89), 6-4, Center

YEAR	Off.	Def.	RBS-AVG
85-86			309-9.4
86-87			217-6.4
87-88			269-7.9
88-89			249-6.7
TOTAL			1044-7.6



**MARY
OSTROWSKI • 1,001 rebounds**

(1980-84), 6-2, Forward/Center

YEAR	Off.	Def.	RBS-AVG
80-81			203-7.0
81-82			273-8.5
82-83			255-7.7
83-84			270-8.7
TOTAL			1001-8.0

900 REBOUND CLUB



**DEBBIE
GROOVER • 957 rebounds**

(1977-81), 6-0, Center

YEAR	Off.	Def.	RBS-AVG
77-78			173-5.6
78-79			338-8.7
79-80			268-7.1
80-81			178-5.7
TOTAL			957-6.8



**SHYRA
ELY • 940 rebounds**

(2001-05), 6-2, Forward

YEAR	Off.	Def.	RBS-AVG
01-02	60	117	177-5.4
02-03	70	168	238-6.6
03-04	101	178	279-8.0
04-05	72	174	246-7.0
TOTAL	303	637	940-6.8



**BRIDGETTE
GORDON • 917 rebounds**

(1985-89), 6-0, Forward

YEAR	Off.	Def.	RBS-AVG
85-86			209-6.2
86-87			232-6.8
87-88			225-6.8
88-89			251-7.0
TOTAL			917-6.7

800 REBOUND CLUB



**MICHELLE
SNOW • 888 rebounds**

(1998-02), 6-5, Center

YEAR	Off.	Def.	RBS-AVG
98-99	73	145	218-6.4
99-00	95	137	232-6.3
00-01	74	150	224-6.8
01-02	63	151	214-6.5
TOTAL	305	583	888-6.5



**DANA
JOHNSON • 884 rebounds**

(1991-95), 6-2, Center

YEAR	Off.	Def.	RBS-AVG
91-92			172-5.6
92-93			182-5.7
93-94			241-7.3
94-95			289-7.8
TOTAL			884-6.6



**DAEDRA
CHARLES • 858 rebounds**

(1988-91), 6-3, Center

YEAR	Off.	Def.	RBS-AVG
88-89			249-6.7
89-90			287-8.7
90-91			322-9.2
TOTAL			858-8.2



**PASHEN
THOMPSON • 816 rebounds**

(1993-97), 6-1, Center

YEAR	Off.	Def.	RBS-AVG
93-94			185-5.6
94-95			131-5.5
95-96			253-7.2
96-97			247-6.5
TOTAL			816-6.3



**LISA
HARRISON • 814 rebounds**

(1989-93), 6-0, Forward

YEAR	Off.	Def.	RBS-AVG
89-90			159-4.8
90-91			193-5.7
91-92			162-5.2
92-93			300-9.4
TOTAL			814-6.3



YEAR-BY-YEAR LADY VOL STATISTICAL LEADERS

SCORING

Year	Leader	Games	Pts-Avg.
1975-76	Sue Thomas	14	250-17.8
1976-77	Patricia Roberts	33	987-29.9
1977-78	Cindy Brogdon	31	674-21.7
1978-79	Cindy Brogdon	39	784-20.1
1979-80	Jill Rankin	38	730-19.2
1980-81	Cindy Noble	31	452-14.6
1981-82	Mary Ostrowski	32	458-14.3
1982-83	Tanya Haave	33	614-18.6
1983-84	Mary Ostrowski	31	493-16.0
1984-85	Shelia Collins	31	563-18.2
1985-86	Bridgette Gordon	34	481-14.2
1986-87	Bridgette Gordon	34	559-16.4
1987-88	Bridgette Gordon	33	687-20.8
1988-89	Bridgette Gordon	36	733-20.4
1989-90	Daedra Charles	33	525-15.9
1990-91	Daedra Charles	35	607-17.3
1991-92	Peggy Evans	31	458-14.8
1992-93	Lisa Harrison	32	447-14.0
1993-94	Nikki McCray	33	537-16.3
1994-95	Dana Johnson	37	577-15.6
1995-96	Chamique Holdsclaw	36	583-16.2
1996-97	Chamique Holdsclaw	39	803-20.6
1997-98	Chamique Holdsclaw	39	915-23.5
1998-99	Chamique Holdsclaw	34	724-21.3
1999-00	Tamika Catchings	37	580-15.7
2000-01	Tamika Catchings	17	259-15.2
2001-02	Kara Lawson	34	512-15.1
2002-03	Gwen Jackson	38	612-16.1
2003-04	Shyra Ely	35	508-14.5
2004-05	Shyra Ely	35	503-14.4
2005-06	Candace Parker	36	622-17.3

REBOUNDING

Year	Leader	Games	Rbs-Avg.
1975-76	Sue Thomas	14	115-8.2
1976-77	Patricia Roberts	33	467-14.2
1977-78	Cindy Brogdon	31	238-7.6
1978-79	Debbie Groover	39	338-8.7
1979-80	Cindy Noble	38	288-7.6
1980-81	Cindy Noble	31	230-7.4
1981-82	Mary Ostrowski	32	273-8.5
1982-83	Mary Ostrowski	33	255-7.7
1983-84	Mary Ostrowski	31	270-8.7
1984-85	Shelia Collins	31	290-9.4
1985-86	Sheila Frost	33	309-9.4
1986-87	Bridgette Gordon	34	232-6.8
1987-88	Sheila Frost	34	269-7.9
1988-89	Bridgette Gordon	36	251-7.0
1989-90	Daedra Charles	33	287-8.7
1990-91	Daedra Charles	35	322-9.2
1991-92	Peggy Evans	31	202-6.5
1992-93	Lisa Harrison	32	300-9.4
1993-94	Dana Johnson	33	241-7.3
1994-95	Dana Johnson	37	289-7.9
1995-96	Chamique Holdsclaw	36	326-9.1
1996-97	Chamique Holdsclaw	39	367-9.4
1997-98	Chamique Holdsclaw	39	328-8.4
1998-99	Chamique Holdsclaw	34	274-8.1
1999-00	Tamika Catchings	37	292-7.9
2000-01	Tamika Catchings	17	150-8.8
2001-02	Michelle Snow	33	214-6.5
2002-03	Shyra Ely	36	238-6.6
2003-04	Shyra Ely	35	279-8.0
2004-05	Shyra Ely	35	246-7.0
2005-06	Candace Parker	36	298-8.3

FIELD GOAL PERCENTAGE

(min. 60 attempts)

Year	Leader	Games	FGM-FGA	PCT.
1975-76	Marcie Garner	12	36-66	.545
1976-77	Patricia Roberts	33	428-662	.646
1977-78	Suzanne Barbre	31	209-414	.504
1978-79	Cindy Noble	34	170-292	.582
1979-80	Cindy Noble	38	266-392	.678
1980-81	Cindy Noble	31	178-298	.597
1981-82	Paula Towns	32	188-324	.580
1982-83	Lynne Collins	31	83-133	.624
1983-84	Mary Ostrowski	31	194-379	.513
1984-85	Lisa Webb	23	79-156	.506
1985-86	Sheila Frost	33	181-312	.580
1986-87	Sheila Frost	34	161-273	.590
1987-88	Sheila Frost	34	208-338	.615
1988-89	Kelli Casteel	31	44-63	.698
1989-90	Daedra Charles	33	212-385	.551
1990-91	Daedra Charles	35	243-433	.561
1991-92	Peggy Evans	31	186-350	.531
1992-93	Dana Johnson	32	143-268	.534
1993-94	Dana Johnson	33	173-317	.546
1994-95	Dana Johnson	37	215-349	.616
1995-96	Pashen Thompson	35	106-201	.527
1996-97	Tiffani Johnson	38	143-269	.532
1997-98	Teresa Geter	39	98-179	.547
1998-99	Michelle Snow	34	117-195	.600
1999-00	Michelle Snow	37	181-326	.555
2000-01	Michelle Snow	33	143-250	.572
2001-02	Michelle Muñoz	27	36-62	.581
2002-03	Courtney McDaniel	36	57-96	.594
2003-04	Ashley Robinson	35	120-247	.486
2004-05	Tye'sha Fluker	33	101-219	.461
2005-06	Sybil Dosty	35	40-65	.615

FREE THROW PERCENTAGE

(min. 50 attempts)

Year	Leader	Games	FTM-FTA	PCT.
1975-76	Lisa McGill	14	37-56	.660
1976-77	Patricia Roberts	33	131-175	.748
1977-78	Cindy Brogdon	31	102-118	.864
1978-79	Debbie Groover	39	111-134	.820
1979-80	Jill Rankin	38	138-172	.802
1980-81	Mary Ostrowski	30	84-115	.730
1981-82	Tanya Haave	32	52-63	.825
1982-83	Tanya Haave	33	110-131	.839
1983-84	Tanya Haave	33	88-113	.778
1984-85	Dawn Marsh	32	71-83	.856
1985-86	Dawn Marsh	34	43-63	.683
1986-87	Tonya Edwards	34	89-113	.788
1987-88	Dawn Marsh	34	52-61	.853
1988-89	Tonya Edwards	20	59-74	.797
1989-90	Jody Adams	33	57-65	.831
1990-91	Jody Adams	35	60-78	.769
1991-92	Tiffany Woosley	31	73-92	.794
1992-93	Tiffany Woosley	32	86-104	.827
1993-94	Tiffany Woosley	33	110-125	.880
1994-95	Pashen Thompson	24	52-62	.839
1995-96	Michelle Marciniak	36	101-127	.795
1996-97	Laurie Milligan	22	59-68	.868
1997-98	Kellie Jolly	39	59-70	.843
1998-99	Tamika Catchings	34	134-173	.775
1999-00	Kara Lawson	37	89-109	.817
2000-01	Kara Lawson	34	60-70	.857
2001-02	Kara Lawson	34	96-115	.835
2002-03	Shanna Zolman	38	58-65	.892
2003-04	Shanna Zolman	35	88-92	.957
2004-05	Shanna Zolman	35	75-87	.862
2005-06	Shanna Zolman	36	85-90	.944

THREE POINT FIELD GOAL PERCENTAGE

Year	Leader	FGM-FGA	PCT.
1988-89	Bridgette Gordon	2-6	.333
1989-90	Tonya Edwards	14-38	.368
1990-91	Dena Head	25-51	.490
1991-92	Tiffany Woosley	28-69	.406
1992-93	Tiffany Woosley	46-137	.336
1993-94	Tiffany Woosley	46-101	.456
1994-95	Tiffany Woosley	12-31	.387
1995-96	Abby Conklin	38-90	.422
1996-97	Abby Conklin	49-128	.383
1997-98	Kellie Jolly	36-86	.419
1998-99	Kristen Clement	25-65	.385
1999-00	Kara Lawson	79-181	.436
2000-01	Gwen Jackson	16-34	.471
2001-02	April McDivitt	29-72	.403
2002-03	Kara Lawson	77-171	.450
2003-04	Shanna Zolman	58-136	.426
2004-05	Shanna Zolman	68-156	.436
2005-06	Sidney Spencer	53-122	.434

ASSISTS

Year	Leader	Games	Asts-Avg.
1975-76	Suzanne Barbre	14	55-3.9
1976-77	Suzanne Barbre	33	126-3.8
1977-78	Holly Warlick	31	155-5.0
1978-79	Holly Warlick	39	181-4.6
1979-80	Holly Warlick	38	225-5.8
1980-81	Lea Henry	31	167-5.4
1981-82	Lea Henry	32	158-4.9
1982-83	Lea Henry	33	149-4.5
1983-84	Pat Hatmaker	33	124-3.7
1984-85	Dawn Marsh	32	127-3.9
1985-86	Dawn Marsh	34	191-5.6
1986-87	Dawn Marsh	32	205-6.4
1987-88	Dawn Marsh	34	244-7.1
1988-89	Melissa McCray	37	133-3.6
1989-90	Dena Head	33	129-3.9
1990-91	Dena Head	35	129-3.7
1991-92	Jody Adams	31	82-2.6
1992-93	Tiffany Woosley	32	93-2.9
1993-94	Tiffany Woosley	33	106-3.2
1994-95	Michelle Marciniak	36	204-5.7
1995-96	Michelle Marciniak	36	156-4.3
1996-97	Laurie Milligan	22	98-4.5
1997-98	Kellie Jolly	39	148-3.8
1998-99	Kellie Jolly	34	141-4.1
1999-00	Kristen Clement	36	126-3.5
2000-01	Kara Lawson	34	113-3.3
2001-02	Loree Moore	34	133-3.9
2002-03	Kara Lawson	38	151-4.0
2003-04	Tasha Butts	35	99-2.8
2004-05	Alexis Hornbuckle	35	110-3.1
2005-06	Shanna Zolman	36	114-3.2



Shanna Zolman set the Lady Vol record for three-pointers in a career (266), in a season (103) and in a game (seven). She led the team in three-point percentage in 2004 and 2005.

SEASONAL STATISTICAL BREAKDOWN

FIELD GOALS MADE

1292, 1978-79 (39)	.501, 1976-77 (33)
1288, 1997-98 (39)	.500, 1980-81 (31)
1202, 1979-80 (38)	493, 1985-86 (34)
1197, 1987-88 (34)	493, 1978-79 (39)
1185, 1988-89 (37)	481, 1997-98 (39)
1147, 1976-77 (33)	481, 1981-82 (32)
1117, 1998-99 (34)	480, 1977-78 (31)
1107, 1996-97 (39)	.478, 1990-91 (35)
1106, 2002-03 (38)	478, 1986-87 (34)
1079, 1985-86 (34)	477, 1994-95 (37)
1073, 1986-87 (34)	473, 1989-90 (33)
1069, 1995-96 (36)	471, 2005-06 (36)
1057, 1994-95 (37)	465, 1993-94 (33)
1052, 1990-91 (35)	464, 2002-03 (38)
1051, 1982-83 (33)	464, 1991-92 (31)
1050, 1999-00 (37)	463, 2000-01 (34)
1037, 1977-78 (31)	460, 1995-96 (36)
1028, 2000-01 (34)	459, 1983-84 (33)
1005, 2005-06 (36)	454, 1984-85 (32)
981, 2001-02 (34)	452, 1999-00 (37)
971, 1993-94 (33)	450, 2003-04 (35)
968, 1991-92 (31)	447, 2001-02 (34)
968, 1989-90 (33)	447, 1996-97 (39)
967, 2003-04 (35)	440, 1992-93 (32)
964, 1992-93 (32)	416, 2004-05 (35)
944, 1981-82 (32)	
925, 1980-81 (31)	
915, 1983-84 (33)	
892, 2004-05 (35)	
868, 1984-85 (32)	

FIELD GOALS ATTEMPTED

2679, 1997-98 (39)	176, 2000-01 (34)
2622, 1978-79 (39)	175, 2004-05 (35)
2476, 1996-97 (39)	161, 2003-04 (35)
2384, 2002-03 (38)	145, 2001-02 (34)
2379, 1979-80 (38)	135, 1996-97 (39)
2343, 1988-89 (37)	118, 1990-91 (35)
2332, 1987-88 (34)	109, 1994-95 (37)
2324, 1995-96 (36)	108, 1993-94 (33)
2324, 1999-00 (37)	106, 1997-98 (39)
2290, 1976-77 (33)	98, 1992-93 (32)
2245, 1986-87 (34)	90, 1991-92 (31)
2220, 2000-01 (34)	83, 1998-99 (34)
2216, 1994-95 (37)	78, 1995-96 (36)
2199, 1990-91 (35)	43, 1989-90 (33)
2193, 2001-02 (34)	27, 1987-88 (34)
2193, 1992-93 (32)	6, 1988-89 (37)
2191, 1985-86 (34)	
2180, 1998-99 (34)	
2160, 1977-78 (31)	
2148, 2003-04 (35)	
2145, 2004-05 (35)	
2133, 2005-06 (36)	
2088, 1993-94 (33)	
2087, 1991-92 (31)	
2046, 1989-90 (33)	
2020, 1982-83 (33)	
1990, 1983-84 (33)	
1961, 1981-82 (32)	
1912, 1984-85 (32)	
1849, 1980-81 (31)	

FIELD GOAL PCT

.520, 1982-83 (33)	255, 1998-99 (34)
.513, 1987-88 (34)	250, 1991-92 (31)
.512, 1998-99 (34)	125, 1989-90 (33)
.506, 1988-89 (37)	66, 1987-88 (34)
.505, 1979-80 (38)	27, 1988-89 (37)

THREE-POINT FIELD GOAL PERCENTAGE

.409, 1987-88 (34)	.373, 2003-04 (35)
.403, 1990-91 (35)	.371, 2004-05 (35)
.390, 2002-03 (38)	.370, 1999-00 (37)
.389, 2005-06 (36)	.360, 1991-92 (31)
.379, 2000-01 (34)	.348, 1996-97 (39)
.373, 2003-04 (35)	.347, 1993-94 (33)
.371, 2004-05 (35)	.344, 2001-02 (34)
.370, 1999-00 (37)	.344, 1989-90 (33)
.360, 1991-92 (31)	.325, 1998-99 (34)
.348, 1996-97 (39)	.323, 1992-93 (32)
.347, 1993-94 (33)	.314, 1994-95 (37)
.344, 2001-02 (34)	.307, 1997-98 (39)
.344, 1989-90 (33)	.287, 1995-96 (36)
.325, 1998-99 (34)	.282, 1988-89 (37)

FREE THROWS MADE

782, 1997-98 (39)	665, 1996-97 (39)
709, 1994-95 (37)	664, 1993-94 (33)
665, 1996-97 (39)	648, 1999-00 (37)
664, 1993-94 (33)	635, 1998-99 (34)
648, 1999-00 (37)	628, 1988-89 (37)
635, 1998-99 (34)	612, 1986-87 (34)
628, 1988-89 (37)	608, 2001-02 (34)
612, 1986-87 (34)	593, 2002-03 (38)
608, 2001-02 (34)	589, 2005-06 (36)
593, 2002-03 (38)	587, 1995-96 (36)
589, 2005-06 (36)	580, 2000-01 (34)
587, 1995-96 (36)	577, 1978-79 (39)
580, 2000-01 (34)	567, 2004-05 (35)
577, 1978-79 (39)	561, 1991-92 (31)
567, 2004-05 (35)	555, 1989-90 (33)
561, 1991-92 (31)	548, 1979-80 (38)
555, 1989-90 (33)	546, 1987-88 (34)
548, 1979-80 (38)	544, 1992-93 (32)
546, 1987-88 (34)	526, 1990-91 (35)
544, 1992-93 (32)	508, 2003-04 (35)
526, 1990-91 (35)	498, 1982-83 (33)
508, 2003-04 (35)	498, 1977-78 (31)
498, 1982-83 (33)	497, 1984-85 (32)
498, 1977-78 (31)	456, 1983-84 (33)
497, 1984-85 (32)	456, 1981-82 (32)
456, 1983-84 (33)	447, 1985-86 (34)
456, 1981-82 (32)	447, 1985-86 (34)
447, 1985-86 (34)	415, 1980-81 (31)
447, 1985-86 (34)	368, 1976-77 (33)
415, 1980-81 (31)	
368, 1976-77 (33)	

FREE THROWS ATTEMPTED

1110, 1997-98 (39)	973, 1994-95 (37)
973, 1994-95 (37)	950, 1998-99 (34)
950, 1998-99 (34)	946, 1988-89 (37)
946, 1988-89 (37)	944, 1996-97 (39)
944, 1996-97 (39)	931, 1999-00 (37)
931, 1999-00 (37)	910, 1993-94 (33)
910, 1993-94 (33)	881, 1986-87 (34)
881, 1986-87 (34)	849, 2001-02 (34)
849, 2001-02 (34)	844, 2000-01 (34)
844, 2000-01 (34)	835, 1991-92 (31)
835, 1991-92 (31)	828, 1995-96 (36)
828, 1995-96 (36)	827, 1989-90 (33)
827, 1989-90 (33)	826, 2002-03 (38)
826, 2002-03 (38)	806, 1990-91 (35)
806, 1990-91 (35)	

FREE THROW PCT

.743, 1982-83 (33)	.735, 1979-80 (38)
.743, 1982-83 (33)	.730, 1993-94 (33)
.740, 2005-06 (36)	.729, 1994-95 (37)
.735, 1979-80 (38)	.727, 1980-81 (31)
.730, 1993-94 (33)	.723, 1984-85 (32)
.729, 1994-95 (37)	.720, 2003-04 (35)
.727, 1980-81 (31)	.720, 1978-79 (39)
.723, 1984-85 (32)	.718, 2002-03 (38)
.720, 2003-04 (35)	.716, 2001-02 (34)
.720, 1978-79 (39)	.710, 1987-88 (34)
.718, 2002-03 (38)	.709, 1995-96 (36)
.716, 2001-02 (34)	.708, 2004-05 (35)
.710, 1987-88 (34)	.705, 1997-98 (39)
.709, 1995-96 (36)	.705, 1996-97 (39)
.708, 2004-05 (35)	.700, 1977-78 (31)
.705, 1997-98 (39)	.698, 1983-84 (33)
.705, 1996-97 (39)	.696, 1999-00 (37)
.700, 1977-78 (31)	.695, 1986-87 (34)
.698, 1983-84 (33)	.693, 1981-82 (32)
.696, 1999-00 (37)	.687, 2000-01 (34)
.695, 1986-87 (34)	.682, 1992-93 (32)
.693, 1981-82 (32)	.672, 1991-92 (31)
.687, 2000-01 (34)	.671, 1989-90 (33)
.682, 1992-93 (32)	.668, 1998-99 (34)
.672, 1991-92 (31)	.664, 1988-89 (37)
.671, 1989-90 (33)	.662, 1976-77 (33)
.668, 1998-99 (34)	.653, 1990-91 (35)
.664, 1988-89 (37)	.627, 1985-86 (34)
.662, 1976-77 (33)	
.653, 1990-91 (35)	
.627, 1985-86 (34)	

SCORING AVERAGE

88.9, 1987-88 (34)	81.5, 1988-89 (37)
88.8, 1997-98 (39)	81.1, 1986-87 (34)
86.8, 1998-99 (34)	81.0, 1978-79 (39)
86.8, 1998-99 (34)	80.7, 1976-77 (33)
83.5, 1991-92 (31)	80.3, 1992-93 (32)
82.9, 1977-78 (31)	79.9, 2002-03 (38)
82.7, 2000-01 (34)	79.9, 2001-02 (34)
82.2, 1993-94 (33)	79.4, 1989-90 (33)
81.5, 1988-89 (37)	79.3, 1999-00 (37)
81.1, 1986-87 (34)	79.2, 1994-95 (37)
81.0, 1978-79 (39)	78.7, 1982-83 (33)
80.7, 1976-77 (33)	78.5, 1990-91 (35)
80.3, 1992-93 (32)	78.3, 2005-06 (36)
79.9, 2002-03 (38)	77.9, 1995-96 (36)
79.9, 2001-02 (34)	
79.4, 1989-90 (33)	
79.3, 1999-00 (37)	
79.2, 1994-95 (37)	
78.7, 1982-83 (33)	
78.5, 1990-91 (35)	
78.3, 2005-06 (36)	
77.9, 1995-96 (36)	

POINTS

3464, 1997-98 (39)	3037, 2002-03 (38)
3161, 1978-79 (39)	3021, 1987-88 (34)
3037, 2002-03 (38)	3016, 1988-89 (37)
3021, 1987-88 (34)	3014, 1996-97 (39)
3016, 1988-89 (37)	2953, 1979-80 (38)
3014, 1996-97 (39)	2952, 1998-99 (34)
2953, 1979-80 (38)	2933, 1999-00 (37)
2952, 1998-99 (34)	2932, 1994-95 (37)
2933, 1999-00 (37)	2819, 2005-06 (36)
2932, 1994-95 (37)	2812, 2000-01 (34)
2819, 2005-06 (36)	2803, 1995-96 (36)
2812, 2000-01 (34)	2758, 1986-87 (34)
2803, 1995-96 (36)	2748, 1990-91 (35)
2758, 1986-87 (34)	2715, 2001-02 (34)
2748, 1990-91 (35)	2714, 1993-94 (33)
2715, 2001-02 (34)	2662, 1976-77 (33)
2714, 1993-94 (33)	2620, 1989-90 (33)
2662, 1976-77 (33)	2605, 1985-86 (34)
2620, 1989-90 (33)	2603, 2003-04 (35)
2605, 1985-86 (34)	2600, 1982-83 (33)
2603, 2003-04 (35)	2587, 1991-92 (31)
2600, 1982-83 (33)	2572, 1977-78 (31)
2587, 1991-92 (31)	2570, 1999-00 (37)
2572, 1977-78 (31)	2526, 2004-05 (35)
2570, 1999-00 (37)	2344, 1981-82 (32)
2526, 2004-05 (35)	2286, 1983-84 (33)
2344, 1981-82 (32)	2265, 1980-81 (31)
2286, 1983-84 (33)	2233, 1984-85 (32)
2265, 1980-81 (31)	
2233, 1984-85 (32)	

PERSONAL FOULS

745, 1986-87 (34)	664, 1996-97 (39)
710, 1978-79 (39)	662, 1983-84 (33)
693, 1985-86 (34)	656, 1991-92 (31)
677, 1994-95 (37)	653, 2004-05 (35)
676, 1997-98 (39)	648, 1990-91 (35)
664, 1996-97 (39)	645, 1982-83 (33)
662, 1983-84 (33)	644, 2001-02 (34)
656, 1991-92 (31)	633, 1993-94 (33)
653, 2004-05 (35)	633, 1979-80 (38)
648, 1990-91 (35)	633, 1999-00 (37)
645, 1982-83 (33)	631, 1995-96 (36)
644, 2001-02 (34)	630, 2000-01 (34)
633, 1993-94 (33)	625, 1987-88 (34)
633, 1979-80 (38)	625, 1984-85 (32)
633, 1999-00 (37)	617, 2003-04 (35)
631, 1995-96 (36)	616, 1998-99 (34)
630, 2000-01 (34)	614, 2005-06 (36)
625, 1987-88 (34)	613, 1989-90 (33)
625, 1984-85 (32)	605, 1981-82 (32)
617, 2003-04 (35)	587, 1988-89 (37)
616, 1998-99 (34)	571, 1992-93 (32)
614, 2005-06 (36)	567, 1976-77 (33)
613, 1989-90 (33)	
605, 1981-82 (32)	
587, 1988-89 (37)	
571, 1992-93 (32)	
567, 1976-77 (33)	

REBOUND AVERAGE

47.0, 1992-93 (32)	43.8, 1995-96 (36)
46.4, 1978-79 (39)	43.7, 1989-90 (33)
45.9, 1991-92 (31)	43.7, 1985-86 (34)
45.5, 2000-01 (34)	43.4, 2001-02 (34)
44.9, 1976-77 (33)	43.2, 1996-97 (39)
44.6, 1987-88 (34)	43.2, 1988-89 (37)
44.3, 2002-03 (38)	42.6, 2003-04 (35)
44.3, 1997-98 (39)	42.4, 1986-87 (34)
44.1, 1994-95 (37)	42.2, 1998-99 (34)
43.9, 1993-94 (33)	42.2, 1979-80 (38)
43.8, 1995-96 (36)	42.1, 1981-82 (32)
43.7, 1989-90 (33)	42.0, 2004-05 (35)
43.7, 1985-86 (34)	41.8, 1990-91 (35)
43.4, 2001-02 (34)	41.7, 1999-00 (37)
43.2, 1996-97 (39)	41.6, 1983-84 (33)
43.2, 1988-89 (37)	41.5, 1980-81 (31)
42.6, 2003-04 (35)	41.0, 1982-83 (33)
42.4, 1986-87 (34)	40.4, 1984-85 (32)
42.2, 1998-99 (34)	39.7, 1977-78 (31)
42.2, 1979-80 (38)	39.4, 2005-06 (36)

REBOUNDS

1811, 1978-79 (39)	1683, 1996-97 (39)
1728, 1997-98 (39)	1682, 2002-03 (38)
1683, 1996-97 (39)	1633, 1994-95 (37)
1682, 2002-03 (38)	1604, 1979-80 (38)
1633, 1994-95 (37)	1598, 1988-89 (37)
1604, 1979-80 (38)	1575, 1995-96 (36)
1598, 1988-89 (37)	

TENNESSEE INDIVIDUAL AND TEAM RECORDS

TENNESSEE RECORDS

• INDIVIDUAL •

SINGLE GAME

Points	51, Patricia Roberts vs. Kentucky (11/13/76)
Field Goals	24, Patricia Roberts vs. Kentucky (11/13/76)
Field Goal Attempts	31, Patricia Roberts vs. Kentucky (11/13/76)
Field Goal Percentage	1.000 (14-14) Gwen Jackson vs. Puerto Rico-Mayaguez (11/29/02)
3-Point Field Goals	7, Shanna Zolman vs. Alabama (2/19/06)
3-Point Field Goal Attempts	13, Shanna Zolman vs. George Washington (3/21/06)
3-Point Field Goal Percentage	1.000 (6-6), Tasha Butts vs. Vanderbilt (2/15/04) Kara Lawson vs. Vanderbilt (2/27/03)
Free Throws	17, Bridgette Gordon vs. Long Beach State (3/25/89)
Free Throw Attempts	20, Bridgette Gordon vs. Long Beach State (3/25/89)
Free Throw Percentage	1.000 (13-13), Gail Dobson vs. Union (3/1/75)
Rebounds	24, Patricia Roberts, Anderson (2/19/77)
Assists	18, Dawn Marsh vs. Georgia (3/6/88)
Blocks	8, Ashley Robinson vs. Rutgers (12/11/03)
Steals	11, Michelle Marciniak vs. Kentucky (1/14/96)
Dunks	2, Candace Parker vs. Army (3/19/06)

SEASON

Points	987, Patricia Roberts (1976-77)
Scoring Average	29.9, Patricia Roberts (1976-77)
Field Goals	428, Patricia Roberts (1976-77)
Field Goal Attempts	693, Cindy Brogdon (1978-79)
Field Goal Percentage679, Cindy Noble (1979-80)
3-Point Field Goals	103, Shanna Zolman (2005-06)
3-Point Field Goal Attempts	238, Shanna Zolman (2005-06)
3-Point Field Goal Percentage490 (25-51), Dena Head (1990-91)
Free Throws	166, Chamique Holdsclaw (1997-98)
Free Throw Attempts	218, Candace Parker (2005-06)
Free Throw Percentage957 (88-92), Shanna Zolman (2003-04)
Consecutive Free Throws	45, Tiffany Woosley (12/21/92-2/6/93)
Rebounds	467, Patricia Roberts (1976-77)
Rebound Average	14.2, Patricia Roberts (1976-77)
Assists	244, Dawn Marsh (1987-88)
Assist Average	7.1, Dawn Marsh (1987-88)
Blocks	93, Teresa Geter (1997-98)
Steals	141, Holly Warlick (1978-79)
Dunks	2, Candace Parker (2005-06) Michelle Snow (2000-01)

CAREER

Points	3025, Chamique Holdsclaw (1995-99)
Scoring Average	29.9, Patricia Roberts (1976-77)
Field Goals	1233, Chamique Holdsclaw (1995-99)
Field Goal Percentage647, Patricia Roberts (1976-77)
3-Point Field Goals	266, Shanna Zolman (2002-06)
3-Point Field Goal Percentage426, Dena Head (1988-92)
Free Throws	523, Chamique Holdsclaw (1995-99)
Free Throw Percentage916, Shanna Zolman (2002-06)
Rebounds	1295, Chamique Holdsclaw (1995-99)
Assists	767, Dawn Marsh (1984-88)
Blocks	251, Sheila Frost (1985-89)
Steals	338, Bridgette Gordon (1985-89)
Dunks	3, Michelle Snow (1998-2002)

• TEAM •

SINGLE GAME

Points	136 vs. Puerto Rico-Mayaguez (11/29/02)
Field Goals	58 vs. Hawaii Pacific (12/20/85)
Field Goal Attempts	98 vs. Youngstown State (2/9/93)
Field Goal Percentage721 vs. Old Dominion (1/4/89)
3-Point Field Goals	13 vs. Mississippi (2/6/05), vs. Army (11/30/02)
3-Point Field Goal Attempts	27 vs. Mississippi (2/6/05)
3-Point Field Goal Percentage875 (7-8) vs. Notre Dame (1/7/94)
Free Throws	38 vs. Long Beach State (3/25/89)
Free Throw Attempts	53 vs. Long Beach State (12/3/88)
Free Throw Percentage	1.000 (9-9) vs. Southern Cal (4/1/84)
Rebounds	76 vs. Tennessee State (2/27/88)
Assists	41 vs. Hawaii Pacific (12/20/85)
Blocks	13 vs. Eastern Kentucky (12/19/87)
Steals	38 vs. Hawaii Pacific (12/20/85)
Fouls	32 vs. Stanford (12/14/91)
Fewest Points	45 vs. Belmont (1/17/76)
Fewest Field Goals	13 vs. Rutgers (3/29/05)
Fewest Field Goal Attempts	40 vs. Georgia (2/27/82)
Fewest Free Throws	1 vs. Rutgers (1/23/82)
Fewest Free Throw Attempts	2 vs. Rutgers (1/23/82)

SEASON

Points	3464 in 1997-98
Scoring Average	88.9 in 1987-88
Field Goals	1292 in 1978-79
Field Goal Percentage520 in 1982-83
3-Point Field Goals	232 in 2002-03
3-Point Field Goal Percentage409 in 1987-88
Free Throws	782 in 1997-98
Free Throw Percentage743 in 1982-83
Rebounds	1811 in 1978-79
Rebound Average	47.0 in 1992-93
Wins/Consecutive Wins	39 (1997-98)/46 (1997-98)
Losses/Consecutive Losses	11 (1975-76)/3 (1985-86)



Candace Parker set a Lady Vol record for single-season free throw attempts in 2005-06 when she went to the line 218 times.

OPPONENT INDIVIDUAL AND TEAM RECORDS

OPPONENT RECORDS

• INDIVIDUAL •

SINGLE GAME

Points	45, Clarissa Davis, Texas at Knoxville, (12/9/87), and Peggy Gillom, Ole Miss at Knoxville, (2/4/78)
Field Goals	21, Peggy Gillom, Ole Miss at Knoxville, (2/4/78)
Field Goals Attempted	42, Kim Williams, DePaul at Knoxville, (1/28/97)
Field Goal Percentage	100.0 (10-10), Misty Lamb, Vanderbilt at Knoxville, (2/22/90)
3-Point Field Goals	9, Molly Goodenbour, Stanford at Knoxville, (12/21/92)
3-Point Field Goals Attempted	23, Sheila Ethridge, Louisiana Tech at Ruston, La., (2/5/91)
3-Point Field Goal Percentage	100.0 (5-5), (tied) most recently Jillian Danker, Vanderbilt at Knoxville, (2/22/01)
Free Throws	15, (two tied) most recently Chantelle Anderson, Vanderbilt at Knoxville, (2/27/03)
Free Throws Attempted	17, (two tied) most recently Chantelle Anderson, Vanderbilt at Knoxville, (2/27/03)
Free Throw Percentage	100.0 (15-15), Melissa King, Santa Clara at Santa Clara, Calif., (12/16/91)
Rebounds	21, Linda Street, Memphis State at Martin, Tenn., (3/3/78)
Assists	14, Cathy Bender, Vanderbilt at Lexington, Ky., (2/26/82)
Blocks	11, Anne Donovan, Old Dominion at Knoxville, (2/14/82)
Steals	8, (five tied) most recently Lindsey Harding, Duke at Durham, N.C. (1/23/06)

• TEAM •

SINGLE GAME

Points	102, Auburn at Albany, Ga., (3/6/87) and Louisiana Tech at Greensboro, N.C., (3/23/79)
Field Goals	44, Louisiana Tech at Greensboro, N.C., (3/23/79)
Field Goal Attempts	96, Kentucky at Knoxville, (1/28/78)
Field Goal Percentage	.709 (44-62) Louisiana Tech at Greensboro, N.C., (3/23/79)
3-Point Field Goals	12, Stanford at Knoxville, (12/21/92)
3-Point Field Goal Attempts	33, DePaul at Chicago, Ill., (12/19/01)
3-Point Field Goal Percentage	.833 (5-6), Rutgers at Piscataway, N.J., (1/17/94)
Free Throws	31, (tied three times) most recently Oklahoma at Knoxville, (11/10/02)
Free Throw Attempts	45, Oklahoma at Knoxville, (11/10/02)
Free Throw Percentage	1.000 (20-20) Louisiana State at Knoxville, (2/13/88)
Rebounds	55, Colorado at Boulder, Colo., (12/8/81) and Kentucky at Lexington, Ky., (1/28/78)
Assists	29, Louisiana Tech at Greensboro, N.C., (3/23/79)
Turnovers	46, Memphis at Knoxville, (2/16/99)
Blocks	12, Old Dominion at Mt. Pleasant, Mich. (3/23/80) and Louisiana State at Columbus, Miss., (12/17/77)
Steals	20, Florida at Knoxville, (2/26/06) and Georgia at Athens, Ga., (2/19/84)



On Feb. 26, 2006, Florida tied a 22-year-old record for steals by an opponent (20) in a single game.



MISCELLANEOUS SINGLE GAME STATISTICS

MOST POINTS SCORED BY UT

Rank	Points	Opponent	Date
1.	136	Puerto Rico-Mayaguez	11/29/02
2.	133	Tennessee-Martin	11/19/99
3.	130	Hawaii Pacific	12/20/85
4.	125	DePaul	1/20/98
5.	124	Tennessee-Martin	2/13/79
6.	119	Mississippi	2/8/01
7.	118	Florida	2/8/80
	118	Memphis State	2/19/92
9.	115	Eastern Kentucky	12/19/87
10.	114	Tennessee State	2/17/86

FEWEST POINTS SCORED BY UT

Rank	Points	Opponent	Date
1.	46	Louisiana Tech	3/26/82
2.	51	Rutgers	12/29/04
	51	Georgia	1/17/00
5.	51	Long Beach State	12/13/83
	52	LSU	4/4/04
	52	Georgia	2/10/02
	52	Connecticut	4/2/00
	52	Virginia	3/25/96
	52	Texas	12/1/85
	52	West Virginia	11/19/83
	52	South Carolina	1/23/80

LARGEST MARGIN OF VICTORY FOR UT

Rank	Margin	Opponent	Date
1.	110	Puerto Rico-Mayaguez	11/29/02
2.	92	Hawaii Pacific	12/20/85
3.	82	Florida Atlantic	1/21/92
4.	79	DePaul	1/20/98
5.	75	Eastern Kentucky	12/19/87
6.	74	Memphis	2/16/99
	74	North Carolina A&T	3/16/94
	74	Florida	2/8/80
9.	73	Stetson	11/26/89
	73	Tennessee-Martin	11/19/99

LARGEST MARGIN OF DEFEAT FOR UT

Rank	Margin	Opponent	Date
1.	31	Texas	12/11/84
2.	27	Georgia	1/17/00
3.	24	Connecticut	3/29/02
	24	Southern Cal	3/28/86
	24	Old Dominion	2/14/83
	24	Louisiana Tech	12/15/80
7.	23	Louisiana Tech	3/26/82
8.	22	Duke	1/23/06
	22	Texas	12/1/85
10.	21	Duke	11/24/02

MOST 1ST HALF POINTS SCORED BY UT

Rank	Points	Opponent	Date
1.	69	Puerto Rico-Mayaguez	11/29/02
2.	67	Hawaii Pacific	12/20/85
3.	63	Old Dominion	1/3/00
4.	62	Western Carolina	3/20/05
	62	Florida Atlantic	1/21/92
6.	61	DePaul	12/17/99
	61	Vanderbilt	2/28/98
	61	Illinois	11/25/00
9.	60	Tennessee State	2/17/86
	60	Florida	2/8/80

FEWEST 1ST HALF POINTS SCORED BY UT

Rank	Points	Opponent	Date
1.	14	Virginia	3/25/96
2.	16	Rutgers	12/29/04
	16	Connecticut	1/5/97
	16	Kentucky	3/13/81
5.	18	Stanford	12/14/03
6.	19	LSU	4/4/04
	19	Connecticut	4/2/00
8.	20	South Carolina	2/15/96
9.	21	State Joseph's	1/2/97
	21	Iowa	3/27/93
	21	Stanford	3/30/91
	21	S.W. Missouri State	3/16/91
	21	Mississippi	2/5/86
	21	Louisiana Tech	3/26/82

LARGEST HALFTIME LEAD FOR UT

Rank	Points	Opponent	Date
1.	55	Puerto Rico-Mayaguez	11/29/02
2.	52	Florida Atlantic	1/21/92
3.	47	Hawaii Pacific	12/20/85
4.	44	Maryland	12/4/94
5.	41	North Carolina A&T	3/16/94
6.	40	DePaul	1/20/98
7.	39	Florida	1/10/98
	39	East Tennessee State	1/8/86
	39	South Carolina	1/11/01
	39	Kentucky	1/21/01

LARGEST HALFTIME DEFICIT FOR UT

Rank	Points	Opponent	Date
1.	19	Mississippi	2/4/96
	19	Southern Cal	3/28/86
3.	17	Rutgers	12/29/04
	17	LSU	3/9/03
	17	Illinois	12/12/97
6.	16	Florida	1/21/97
	16	South Carolina	2/15/96
8.	15	Vanderbilt	12/6/90
9.	14	Wisconsin	2/4/97
	14	Rutgers	1/17/94

MOST 2ND HALF POINTS SCORED BY UT

Rank	Points	Opponent	Date
1.	75	Tennessee-Martin	11/19/99
2.	71	Tennessee-Martin	2/13/79
3.	69	Notre Dame	1/7/94
	69	Stetson	11/26/89
5.	68	Mississippi	2/8/01
6.	67	Puerto Rico-Mayaguez	11/29/02
	67	DePaul	1/20/98
8.	64	Mississippi	2/6/05
	64	Kentucky	2/18/88
10.	63	Eastern Kentucky	12/19/87
	63	Hawaii Pacific	12/20/85

FEWEST 2ND HALF POINTS SCORED BY UT

Rank	Points	Opponent	Date
1.	17	Georgia	2/10/02
	17	Old Dominion	1/26/80
	17	South Carolina	1/23/80
4.	19	Louisiana Tech	12/4/02
5.	20	West Virginia	11/19/83
6.	21	Georgia	1/17/00
7.	22	Connecticut	1/6/96
	22	South Carolina	2/4/89
9.	23	Auburn	2/1/04
	23	Georgia	2/25/95

MOST POINTS SCORED BY AN OPPONENT

Rank	Points	Opponent	Date
1.	102	Auburn	3/6/87
	102	Louisiana Tech	3/23/79
3.	99	Louisiana State	3/1/97
4.	98	Louisiana Tech	2/24/97
5.	97	Texas	12/9/87
6.	96	Stanford	12/14/91
	96	Kentucky	1/24/86
8.	95	Florida	2/26/06
9.	94	Georgia	12/8/96
10.	91	Texas	12/11/84
	91	Maryland	1/15/81

FEWEST POINTS SCORED BY A UT OPPONENT

Rank	Points	Opponent	Date
1.	26	Puerto Rico-Mayaguez	11/29/02
	26	Florida Atlantic	1/21/92
3.	28	Manhattan	12/7/97
4.	29	Maryland	12/4/94
5.	32	Tennessee-Martin	11/23/97
6.	33	Stetson	11/20/05
	33	Georgia	2/25/95
	33	Miami (Ohio)	11/23/77
9.	34	Chattanooga	11/19/04
10.	35	Louisiana Tech	12/4/02
	35	Tennessee-Martin	2/28/80
	35	Mississippi Gulf Coast	12/15/77



MISCELLANEOUS SINGLE GAME STATISTICS

LARGEST MARGIN OF VICTORY FOR A UT OPPONENT

Rank	Points	Opponent	Date
1.	31	Texas	12/11/84
2.	27	Georgia	1/17/00
3.	24	Connecticut	3/29/02
	24	Southern Cal	3/28/86
	24	Old Dominion	2/14/83
	24	Louisiana Tech	12/15/80
7.	23	Louisiana Tech	3/26/82
8.	22	Duke	1/23/06
	22	Texas	12/1/85
10.	21	Duke	11/24/02

LARGEST MARGIN OF DEFEAT FOR A UT OPPONENT

Rank	Points	Opponent	Date
1.	110	Puerto Rico-Mayaguez	11/29/02
2.	92	Hawaii Pacific	12/20/85
3.	82	Florida Atlantic	1/21/92
4.	79	DePaul	1/20/98
5.	75	Eastern Kentucky	12/19/87
6.	74	Memphis	2/16/99
	74	North Carolina A&T	3/16/94
	74	Florida	2/8/80
9.	73	Tennessee-Martin	11/19/99
10.	73	Stetson	11/26/89

MOST 1ST HALF POINTS SCORED BY AN OPPONENT

Rank	Points	Opponent	Date
1.	52	Vanderbilt	1/19/96
2.	51	South Carolina	1/20/88
3.	50	Wisconsin	2/4/97
4.	49	Auburn	3/6/87
	49	Kentucky	1/24/86
6.	48	Texas	12/9/87
	48	Montclair State	12/2/77
8.	47	Mississippi State	2/14/02
9.	46	DePaul	12/17/03
	46	Purdue	11/15/98
	46	Stanford	12/15/96

FEWEST 1ST HALF POINTS SCORED BY AN OPPONENT

Rank	Points	Opponent	Date
1.	8	Maryland	12/4/94
	8	Stetson	11/26/89
3.	10	Florida Atlantic	1/21/92
	10	East Tennessee State	1/8/86
5.	11	Memphis State	2/6/89
6.	12	Stetson	11/20/05
7.	13	Old Dominion	1/11/96
8.	14	Southern California	12/14/02
	14	Louisiana Tech	12/4/02
	14	Puerto Rico-Mayaguez	11/29/02
	14	Furman	3/18/00
	14	Alabama	2/6/00
	14	Manhattan	12/7/97
	14	Florida International	3/18/95
	14	Eastern Kentucky	12/19/87
	14	North Carolina	1/2/84

LARGEST HALFTIME LEAD FOR AN OPPONENT

Rank	Points	Opponent	Date
1.	19	Mississippi	2/4/96
	19	Southern Cal	3/28/86
3.	17	Rutgers	12/29/04
	17	LSU	3/9/03
	17	Illinois	12/12/97
6.	16	Florida	1/21/97
	16	South Carolina	2/15/96
8.	15	Vanderbilt	12/6/90
9.	14	Wisconsin	2/4/97
	14	Rutgers	1/17/94

LARGEST HALFTIME DEFICIT FOR AN OPPONENT

Rank	Points	Opponent	Date
1.	55	Puerto Rico-Mayaguez	11/29/02
2.	52	Florida Atlantic	1/21/92
3.	47	Hawaii Pacific	12/20/85
4.	44	Maryland	12/4/94
5.	41	North Carolina A&T	3/16/94
6.	40	DePaul	1/20/98
7.	39	Florida	1/10/98
	39	East Tennessee State	1/8/86
	39	South Carolina	1/11/01
	39	Kentucky	1/21/01

MOST 2ND HALF POINTS SCORED BY AN OPPONENT

Rank	Points	Opponent	Date
1.	62	Vanderbilt	1/31/94
2.	61	Louisiana State	3/1/97
3.	59	Maryland	1/15/81
4.	57	Georgia	12/8/96
	57	Stanford	12/14/91
	57	Louisiana Tech	3/23/79
7.	56	Colorado	12/20/93
	56	UCLA	12/16/90
9.	55	Louisiana Tech	2/24/97
	55	Mississippi	3/25/83

FEWEST 2ND HALF POINTS SCORED BY AN OPPONENT

Rank	Points	Opponent	Date
1.	12	Puerto Rico-Mayaguez	11/29/02
2.	14	George Washington	12/7/05
	14	Manhattan	12/7/97
	14	Georgia	2/25/95
	14	Miami (Ohio)	11/23/77
6.	15	Alabama State	3/22/03
	15	Memphis	2/16/99
8.	16	Vanderbilt	2/28/98
	16	Tennessee-Martin	11/23/97
	16	Florida Atlantic	1/21/92

OVERTIME GAMES

Record In Overtime Games: 24-13 (.649)

RESULT	DATE
Florida 95 Tennessee 93	2/26/06
Tennessee 91 Florida 82	2/3/05
Georgia 68 Tennessee 66	3/6/04
Tennessee 68 Auburn 61	2/1/04
Tennessee 96 DePaul 89	12/17/03
Tennessee 70 Stanford 66	12/14/03
Connecticut 63 Tennessee 62	1/4/03
Tennessee 100 Louisiana State 99	3/1/97
Tennessee 92 Vanderbilt 79	1/19/97
Tennessee 68 Texas 65	12/21/96
Georgia 94 Tennessee 93	12/8/96
Tennessee 88 Connecticut 83	3/29/96
Tennessee 72 Auburn 67	2/18/96
Tennessee 79 South Carolina 73	2/15/96
Tennessee 95 Kentucky 89	2/18/94
Tennessee 86 Colorado 82	12/20/93
Tennessee 74 Stanford 73	12/6/92
Mississippi 80 Tennessee 78	1/18/92
Stanford 96 Tennessee 95	12/14/91
Tennessee 70 Virginia 67	3/31/91
Tennessee 71 Florida 70	1/16/91
Virginia 79 Tennessee 75	3/24/90
Tennessee 62 Louisiana Tech 61	11/27/88
Kentucky 76 Tennessee 72	1/23/85
Tennessee 90 Mississippi 83 (3 OT)	3/25/83
Old Dominion 78 Tennessee 72	11/30/82
Tennessee 91 Southern Cal 90	3/21/82
Ohio State 83 Tennessee 82 (2 OT)	12/17/81
Tennessee 93 Maryland 91	1/15/81
Tennessee 73 Georgia 68	12/17/80
Tennessee 91 Kentucky 83	2/2/80
LSU 85 Tennessee 80	1/24/79
Tennessee 92 Kentucky 90	1/28/78
Tennessee 82 Tennessee Tech 81	1/18/78
Tennessee 71 Memphis State 69	3/6/76
UNC Greensboro 81 Tennessee 79	2/13/76
Tenn. Tech 89 Tennessee 84	2/6/76



ALL-TIME LADY VOL TOP TEN

Single-Game Records — Individual

Field Goals Made

Rank	FGM	Player	Date	Game
1	24	Patricia Roberts	11/13/76	Kentucky
2	19	Patricia Roberts	1/24/77	East Tennessee State
3	18	Patricia Roberts	3/24/77	vs. Kansas State
18	18	Patricia Roberts	1/6/77	Marshall
5	17	Tanya Haave	12/11/82	at Stephen F. Austin
17	17	Sue Thomas	1/14/76	at Western Carolina
7	16	Sheila Frost	1/17/88	Vanderbilt
16	16	Tanya Haave	2/9/83	at Kentucky
16	16	Patricia Roberts	3/3/77	vs. Middle Tenn. State
16	16	Patricia Roberts	1/14/77	at Western Carolina

Field Goals Attempted

Rank	FGA	Player	Date	Game
1	31	Jill Rankin	1/4/80	North Carolina State
31	31	Patricia Roberts	11/13/76	Kentucky
31	31	Sue Thomas	1/14/76	at Western Carolina
4	29	Cindy Brogdon	1/28/78	at Kentucky
5	28	Chamique Holdscaw	12/15/96	Stanford
28	28	Sheila Collins	3/3/85	at Mississippi
28	28	Cindy Brogdon	3/23/79	vs. Louisiana Tech
28	28	Cindy Brogdon	2/12/78	Memphis State
9	27	Chamique Holdscaw	3/16/98	Western Kentucky
27	27	Sheila Collins	2/2/85	Georgia

Field Goal Percentage

Rank	FG%	Player (FGM-FGA)	Date	Game
1	1.000	Gwen Jackson (14-14)	11/29/02	at Puerto Rico-Mayaguez
1.000	1.000	Loree Moore (6-6)	11/29/02	at Puerto Rico-Mayaguez
1.000	1.000	Gwen Jackson (9-9)	11/25/00	vs. Illinois
1.000	1.000	Nikki McCray (9-9)	1/22/94	at Mississippi State
1.000	1.000	Sheila Frost (9-9)	12/16/87	at Oregon State
1.000	1.000	Lynne Collins (9-9)	12/17/82	at Louisiana State
1.000	1.000	Jerilyn Harper (9-9)	1/29/79	Louisiana State
8	.909	Karla Horton (10-11)	1/27/85	at Penn State
9	.900	Michelle Snow (9-10)	3/3/00	vs. Florida
.900	.900	Chamique Holdscaw (9-10)	11/16/98	St. Joseph's

Three-Point Field Goals Made

Rank	3PM	Player	Date	Game
1	7	Shanna Zolman	2/19/06	at Alabama
2	6	Tasha Butts	2/15/04	at Vanderbilt
6	6	Kara Lawson	3/08/03	Mississippi State
6	6	Kara Lawson	2/27/03	Vanderbilt
6	6	Kara Lawson	1/12/03	at Texas
6	6	Kara Lawson	12/21/02	at Texas
6	6	Kara Lawson	1/30/00	Kentucky
6	6	Abby Conklin	12/18/96	at Texas Tech
9	5	Shanna Zolman	3/26/06	vs. Rutgers
5	5	Shanna Zolman	3/19/06	vs. Army
5	5	Sidney Spencer	3/5/06	vs. Louisiana State
5	5	Sidney Spencer	1/7/06	Connecticut
5	5	Shanna Zolman	12/20/05	Princeton
5	5	Shanna Zolman	12/15/05	Louisiana Tech
5	5	Shanna Zolman	12/1/05	Texas
5	5	Shanna Zolman	3/20/05	Western Carolina
5	5	Shanna Zolman	2/6/05	Mississippi
5	5	Brittany Jackson	1/27/05	South Carolina

Three-Point Field Goals Attempted

Rank	3PA	Player	Date	Game
1	12	Shanna Zolman	2/19/06	at Alabama
2	11	Abby Conklin	12/18/96	at Texas Tech
3	10	Shanna Zolman	3/4/06	vs. Georgia
10	10	Shanna Zolman	2/26/06	Florida
10	10	Shanna Zolman	12/2/04	Duke
10	10	Brittany Jackson	2/6/05	Mississippi
10	10	Kara Lawson	2/11/01	at Florida
10	10	Tiffany Woosley	1/25/93	Providence
9	9	Shanna Zolman	3/26/06	vs. Rutgers
9	9	Shanna Zolman	2/16/06	at Georgia
9	9	Shanna Zolman	11/26/05	Maryland
9	9	Shanna Zolman	11/21/05	Chattanooga
9	9	Kara Lawson	3/08/03	Mississippi State
9	9	Kara Lawson	12/21/02	at Texas
9	9	Kara Lawson	3/24/01	vs. Xavier
9	9	Kara Lawson	11/28/99	at UCLA
9	9	Abby Conklin	11/19/96	vs. Notre Dame
9	9	Abby Conklin	1/2/95	Arizona
9	9	Nikki Caldwell	12/4/92	vs. Oklahoma State

Three-Point Field Goal Percentage

Rank	3P%	Player (3PM-3PA)	Date	Game
1	1.000	Tasha Butts (6-6)	2/15/04	at Vanderbilt
1.000	1.000	Kara Lawson (6-6)	2/27/03	Vanderbilt
1.000	1.000	Sidney Spencer (5-5)	1/7/06	Connecticut
1.000	1.000	Kara Lawson (5-5)	2/2/03	at Vanderbilt
1.000	1.000	Sidney Spencer (4-4)	2/2/06	at Mississippi
1.000	1.000	Laurie Milligan (4-4)	12/4/94	at Maryland
1.000	1.000	Jody Adams (4-4)	2/13/91	DePaul
1.000	1.000	Loree Moore (3-3)	11/29/02	at Puerto Rico-Mayaguez
1.000	1.000	Tamika Catchings (3-3)	4/2/00	vs. Connecticut
1.000	1.000	Jody Adams (3-3)	1/21/92	Florida Atlantic

Free Throws Made

Rank	FTM	Player	Date	Game
1	17	Bridgette Gordon	3/25/89	vs. Long Beach State
2	16	Sheila Collins	1/25/85	at Old Dominion
3	15	Chamique Holdscaw	2/12/98	at Memphis
15	15	Sheila Collins	2/27/85	Louisiana State
5	14	Sheila Collins	3/25/84	Georgia
6	13	Chamique Holdscaw	3/23/98	vs. North Carolina
13	13	Tonya Edwards	3/24/90	vs. Virginia
13	13	Bridgette Gordon	3/6/89	vs. Auburn
13	13	Gail Dobson	3/1/75	vs. Union (Tenn.)
13	13	Gail Dobson	2/14/75	vs. Appalachian State

Free Throws Attempted

Rank	FTA	Player	Date	Game
1	20	Bridgette Gordon	3/25/89	vs. Long Beach State
2	19	Sheila Collins	1/25/85	at Old Dominion
3	18	Tonya Edwards	3/24/90	vs. Virginia
4	17	Chamique Holdscaw	2/12/98	at Memphis
5	17	Candace Parker	2/26/06	Florida
16	16	Daedra Charles	3/2/91	vs. Vanderbilt
16	16	Sheila Collins	2/27/85	Louisiana State
16	16	Sheila Collins	3/25/84	Georgia
9	15	Michelle Snow	12/16/01	at Stanford
15	15	Chamique Holdscaw	12/17/98	at Arkansas
15	15	Dana Johnson	3/16/94	North Carolina A&T

Free Throw Percentage

Rank	FT%	Player (FTM-FTA)	Date	Game
1	1.000	Gail Dobson (13-13)	3/1/75	vs. Union (Tenn.)
2	1.000	Gail Dobson (12-12)	2/27/75	vs. Union (Tenn.)
3	1.000	Debbie Groover (11-11)	11/23/77	Miami (Ohio)
4	1.000	Shanna Zolman (10-10)	1/7/06	Connecticut
1.000	1.000	Laurie Milligan (10-10)	1/19/97	at Vanderbilt
1.000	1.000	Tiffany Woosley (10-10)	3/6/94	vs. Alabama
1.000	1.000	Tiffany Woosley (10-10)	2/5/94	Alabama
1.000	1.000	Sheila Frost (10-10)	1/23/89	Southern Illinois
1.000	1.000	Tonya Edwards (10-10)	1/7/87	at Old Dominion
10	1.000	Candace Parker (9-9)	12/4/05	at Stanford
1.000	1.000	Semeka Randall (9-9)	2/27/00	Auburn
1.000	1.000	Tiffany Woosley (9-9)	2/8/94	at South Carolina

Points

Rank	Points	Player	Date	Game
1	51	Patricia Roberts	11/13/76	Kentucky
2	43	Tanya Haave	12/11/82	at Stephen F. Austin
43	43	Patricia Roberts	1/24/77	East Tennessee State
4	40	Sheila Collins	3/3/85	at Mississippi
40	40	Patricia Roberts	3/26/77	vs. Immaculata
6	39	Chamique Holdscaw	3/15/99	Boston College
39	39	Chamique Holdscaw	2/14/98	Auburn
39	39	Gail Dobson	3/1/75	vs. Union (Tenn.)
9	38	Tamika Catchings	2/26/99	vs. Florida
38	38	Patricia Roberts	1/6/77	Marshall

Rebounds

Rank	Rebounds	Player	Date	Game
1	24	Patricia Roberts	2/19/77	vs. Anderson J.C.
2	22	Daedra Charles	3/16/91	Southwest Missouri St.
22	22	Karla Horton	11/24/85	East Carolina
4	20	Sheila Frost	12/20/87	Northern Illinois
20	20	Debbie Groover	1/27/79	Valdosta State
20	20	Cindy Brogdon	2/12/78	at Kentucky
20	20	Patricia Roberts	3/10/77	vs. Clemson
20	20	Patricia Roberts	3/3/77	vs. Middle Tenn. State
20	20	Patricia Roberts	2/12/77	at Eastern Kentucky
20	20	Patricia Roberts	11/13/76	Kentucky

Assists

Rank	Assists	Player	Date	Game
1	18	Dawn Marsh	3/6/88	vs. Georgia
2	14	Holly Warlick	2/12/78	Memphis State
3	13	Dawn Marsh	1/11/87	Kentucky
4	12	Michelle Marciniak	2/25/95	Georgia
12	12	Dawn Marsh	1/17/88	Vanderbilt
12	12	Dawn Marsh	3/20/86	vs. Georgia
12	12	Lea Henry	2/28/82	at Kentucky
12	12	Holly Warlick	3/5/80	Clemson
9	11	Kellie Jolly	3/30/97	vs. Old Dominion
11	11	Laurie Milligan	1/7/97	at Old Dominion

Blocked Shots

Rank	Blocks	Player	Date	Game
1	8	Ashley Robinson	12/11/03	Rutgers
2	7	Candace Parker	11/24/05	Michigan State
7	7	Michelle Snow	3/31/00	vs. Rutgers
7	7	Cindy Noble	3/21/81	Illinois State
5	6	Candace Parker	3/26/06	vs. Rutgers
6	6	Daedra Charles	3/4/90	vs. Georgia
6	6	Sheila Frost	2/17/86	Tennessee State
6	6	Mary Ostrowski	2/15/84	Mississippi
6	6	Cindy Noble	3/13/81	vs. Kentucky
10	5			30 times

Steals

Rank	Steals	Player	Date	Game
1	11	Michelle Marciniak	1/14/96	at Kentucky
2	10	Sheila Collins	2/8/85	at Florida State
3	9	Holly Warlick	1/24/79	at Louisiana State
4	8	Loree Moore	11/19/04	at Chattanooga
8	8	Tamika Catchings	2/16/99	Memphis
8	8	Nikki McCray	2/12/95	Vanderbilt
8	8	Nikki McCray	1/20/94	Virginia Tech
8	8	Nikki McCray	1/7/94	at Notre Dame
8	8	Nikki McCray	12/9/92	UNC-Charlotte
8	8	Nikki McCray	2/19/92	at Memphis State

Single-Game Records — Team

Field Goals Made

Rank	FGM	Game	Date
1	58	at Hawaii Pacific	12/20/85
2	57	at Puerto Rico-Mayaguez	11/29/02
3	55	Tennessee-Martin	2/13/79
4	53	Marshall	1/6/77
5	52	Chattanooga State J.C.	1/29/76
6	50	Tennessee-Martin	11/19/99
50	50	vs. Tenn.-Chattanooga	2/28/75
8	48	at Memphis State	2/19/92
48	48	Stetson	11/26/89
10	47	Shorter	1/11/75

Field Goals Attempted

Rank	FGA	Game	Date
1	98	at Youngstown State	2/9/93
2	97	Stetson	11/26/89
3	96	Chattanooga State J.C.	1/29/76
4	92	Tennessee State	2/27/88
5	91	Providence	1/25/86
6	90	vs. Ohio State	12/17/81
90	90	at Kentucky	1/28/78
8	88	vs. Memphis State	3/2/78
9	87	vs. George Mason	12/6/97
87	87	Vanderbilt	1/17/88

Field Goal Percentage

Rank	FG%	Game (FGM-FGA)	Date
1	.721	at Old Dominion (44-61)	1/4/89
2	.717	vs. Valdosta State (43-60)	11/29/80
3	.716	at Hawaii Pacific (58-81)	12/20/85
4	.691	St. Joseph's (38-55)	11/16/98
5	.673	at Purdue (37-55)	12/2/95
.673	.673	at Notre Dame (37-55)	1/7/94
7	.663	at Puerto Rico-Mayaguez (57-86)	11/29/02
8	.662	at Memphis State (43-65)	2/24/86
9	.654	at Penn State (36-55)	1/30/83
10	.649	at Memphis State (48-74)	2/19/92

Three-Point Field Goals Made

Rank	3PM	Game	Date
1	13	Mississippi	2/6/05
13	13	vs. Army	11/30/02
3	12	Mississippi	2/8/01
4	11	Princeton	12/20/05
11	11	Texas	12/1/05
11	11	Western Carolina	3/20/05
11	11	at Vanderbilt	2/15/04
11	11	at Vanderbilt	2/2/03
11	11	at Florida	1/19/03
11	11	at Puerto Rico-Mayaguez	11/29/02
11	11	at Texas Tech	12/18/96

Three-Point Field Goals Attempted

Rank	3PA	Game	Date
1	27	Mississippi	2/6/05
2	26	at Texas Tech	12/18/96
3	25	Mississippi State	1/26/03
4	24	Chattanooga	11/21/05
5	23	vs. Army	11/30/02
23	23	Oklahoma	11/10/02
23			

ALL-TIME LADY VOL TOP TEN

Free Throws Attempted

Rank	FTA	Game	Date
1	53	Long Beach State	12/3/88
2	48	vs. Long Beach State	3/25/89
3	47	Tennessee State	2/17/86
4	46	at Florida	2/3/05
5	45	Memphis	2/16/99
	45	UCLA	12/21/98
	45	at Vanderbilt	1/19/97
8	44	vs. Alabama	3/6/94
9	43	vs. Stanford	12/1/94
10	42	at Alabama	2/4/01

Free Throw Percentage

Rank	FT%	Game (FTM-FTA)	Date
1	1.000	vs. Southern California (9-9)	4/1/84
	1.000	Tenn.-Chattanooga (6-6)	12/5/84
3	.958	Vanderbilt (23-24)	2/27/03
	.958	at Kentucky (23-24)	2/13/85
5	.956	Wake Forest (22-23)	3/19/88
6	.950	Georgia (19-20)	1/12/06
	.950	Alabama (19-20)	1/20/02
8	.947	at Ole Miss (18-19)	2/22/04
	.947	at Mississippi State (18-19)	2/17/00
10	.944	vs. Vanderbilt (17-18)	3/7/94

Points

Rank	Points	Game	Date
1	136	at Puerto Rico-Mayaguez	11/29/02
2	133	Tennessee-Martin	11/19/99
3	130	at Hawaii Pacific	12/20/85
4	125	at DePaul	1/20/98
5	124	Tennessee-Martin	2/13/79
6	119	Mississippi	2/8/01
7	118	at Memphis State	2/19/92
	118	Florida	2/8/80
9	115	Eastern Kentucky	12/19/87
10	114	Tennessee State	2/17/86

Rebounds

Rank	Rebounds	Game	Date
1	76	Tennessee State	2/27/88
2	72	Belmont	3/1/79
3	71	at Youngstown State	2/9/93
4	70	Tennessee State	2/17/86
5	66	Virginia	11/19/95
6	65	vs. Marquette	11/23/96
7	64	vs. George Mason	12/6/97
	64	South Carolina State	3/19/83
	64	vs. Washington State	12/16/81
10	63	at Kentucky	1/21/01

Assists

Rank	Assists	Game	Date
1	41	at Hawaii Pacific	12/20/85
2	36	East Tennessee State	2/5/80
3	35	Kansas State	1/7/82
4	33	vs. Valdosta State	11/29/80
5	32	at Fullerton State	12/16/79
6	31	Stetson	11/26/89
	31	Tennessee Tech	3/15/87
	31	at Memphis State	2/24/86
	31	Tennessee State	2/17/86
	31	at San Jose State	12/15/79

Blocked Shots

Rank	Blocks	Game	Date
1	13	Eastern Kentucky	12/19/87
2	12	vs. Colgate	3/20/04
3	11	Connecticut	2/1/01
	11	Mississippi	2/4/99
	11	Liberty	3/14/98
	11	at DePaul	1/20/98
	11	at Tennessee-Martin	11/23/97
	11	Tennessee State	2/17/86
9	10	at Georgia	2/16/06
	10	at Kentucky	1/26/06
	10	Louisiana State	2/29/04
	10	Alabama State	3/22/03

Steals

Rank	Steals	Game	Date
1	38	at Hawaii Pacific	12/20/85
2	27	Louisiana State	2/22/98
3	24	at Tennessee-Martin	11/23/97
	24	Providence	1/25/93
	24	North Carolina-Charlotte	12/9/92
	24	Mississippi State	2/21/87
7	23	at George Washington	11/27/01
	23	Radford	3/16/96
	23	at Notre Dame	1/7/94
	23	Kentucky	2/17/79

Single-Season Records — Individual

Games Played

Rank	Games	Player	Year
1	39	Tamika Catchings	1997-98
	39	Teresa Geter	1997-98
	39	Chamique Holdsclaw	1997-98
	39	Kellie Jolly	1997-98
	39	LaShonda Stephens	1997-98
	39	Kyra Elzy	1996-97
	39	Chamique Holdsclaw	1996-97
	39	Brynae Laxton	1996-97
	39	Cindy Brogdon	1978-79
	39	Susan Clower	1978-79
	39	Debbie Groover	1978-79
	39	Kathy O'Neil	1978-79
	39	Holly Warlick	1978-79

Games Started

Rank	Starts	Player	Year
1	39	Chamique Holdsclaw	1997-98
	39	Cindy Brogdon	1978-79
	39	Debbie Groover	1978-79
	39	Holly Warlick	1978-79
5	38	Gwen Jackson	2002-03
	38	Kara Lawson	2002-03
	38	Loree Moore	2002-03
	38	Kellie Jolly	1997-98
	38	Chamique Holdsclaw	1996-97
	38	Pashen Thompson	1996-97
	38	Cindy Noble	1979-80
	38	Jill Rankin	1979-80
	38	Holly Warlick	1979-80

Field Goals Made

Rank	FGM	Player	Year
1	428	Patricia Roberts	1976-77
2	370	Chamique Holdsclaw	1997-98
3	344	Cindy Brogdon	1978-79
4	332	Chamique Holdsclaw	1996-97
5	298	Bridgette Gordon	1988-89
6	296	Jill Rankin	1979-80
7	294	Chamique Holdsclaw	1998-99
8	286	Bridgette Gordon	1987-88
	286	Cindy Brogdon	1977-78
10	266	Cindy Noble	1979-80

Field Goals Attempted

Rank	FGA	Player	Year
1	693	Cindy Brogdon	1978-79
2	678	Chamique Holdsclaw	1997-98
3	667	Chamique Holdsclaw	1996-97
4	662	Patricia Roberts	1976-77
5	593	Cindy Brogdon	1977-78
6	567	Chamique Holdsclaw	1998-99
7	557	Bridgette Gordon	1988-89
8	536	Jill Rankin	1979-80
9	529	Bridgette Gordon	1987-88
10	507	Chamique Holdsclaw	1995-96

Field Goal Percentage

Rank	FG%	Player (FGM-FGA)	Year
1	.679	Cindy Noble (266-392)	1979-80
2	.647	Patricia Roberts (428-662)	1976-77
3	.616	Dana Johnson (215-349)	1994-95
4	.615	Sheila Frost (208-338)	1987-88
5	.600	Michelle Snow (117-195)	1998-99
6	.597	Cindy Noble (178-298)	1980-81
7	.590	Sheila Frost (161-273)	1986-87
8	.586	Mary Ostrowski (190-324)	1982-83
9	.582	Cindy Noble (170-292)	1978-79
10	.580	Sheila Frost (181-312)	1985-86

Three-Point Field Goals Made

Rank	3PM	Player	Year
1	103	Shanna Zolman	2005-06
2	79	Kara Lawson	1999-2000
3	77	Kara Lawson	2002-03
4	68	Shanna Zolman	2004-05
5	62	Kara Lawson	2000-01
6	58	Shanna Zolman	2003-04
7	54	Brittany Jackson	2004-05
8	53	Sidney Spencer	2005-06
9	51	Nikki Caldwell	1990-91
10	49	Abby Conklin	1996-97

Three-Point Field Goals Attempted

Rank	3PA	Player	Year
1	238	Shanna Zolman	2005-06
2	181	Kara Lawson	1999-2000
3	171	Kara Lawson	2002-03
4	156	Shanna Zolman	2004-05
5	150	Kara Lawson	2000-01
6	149	Brittany Jackson	2004-05
7	137	Tiffany Woosley	1992-93
8	136	Shanna Zolman	2003-04
9	128	Abby Conklin	1996-97
	128	Nikki Caldwell	1990-91

Three-Point Field Goal Percentage

Rank	3P%	Player (3PM-3PA)	Year
1	.490	Dena Head (25-51)	1990-91
2	.471	Gwen Jackson (16-34)	2000-01
3	.455	Tiffany Woosley (46-101)	1993-94
4	.450	Kara Lawson (77-171)	2002-03
5	.436	Shanna Zolman (68-156)	2004-05
6	.436	Kara Lawson (79-181)	1999-2000
7	.434	Sidney Spencer (53-122)	2005-06
8	.433	Shanna Zolman (103-238)	2005-06
9	.426	Shanna Zolman (58-136)	2003-04
10	.425	April McDivitt (34-80)	1999-2000

Free Throws Made

Rank	FTM	Player	Year
1	166	Chamique Holdsclaw	1997-98
2	165	Tamika Catchings	1997-98
3	159	Candace Parker	2005-06
4	155	Semeka Randall	1997-98
5	147	Dana Johnson	1994-95
6	145	Cindy Noble	1979-80
7	138	Jill Rankin	1979-80
8	137	Shelia Collins	1984-85
9	135	Semeka Randall	1999-2000
10	134	Tamika Catchings	1998-99

Free Throws Attempted

Rank	FTA	Player	Year
1	218	Candace Parker	2005-06
2	217	Tamika Catchings	1997-98
	217	Chamique Holdsclaw	1997-98
4	213	Semeka Randall	1997-98
5	207	Daedra Charles	1990-91
6	205	Dana Johnson	1994-95
7	188	Chamique Holdsclaw	1998-99
	188	Bridgette Gordon	1988-89
9	183	Chamique Holdsclaw	1996-97
10	182	Cindy Noble	1979-80

Free Throw Percentage

Rank	FT%	Player (FTM-FTA)	Year
1	.957	Shanna Zolman (88-92)	2003-04
2	.944	Shanna Zolman (85-90)	2005-06
3	.925	Sidney Spencer (37-40)	2005-06
4	.892	Shanna Zolman (58-65)	2002-03
5	.884	Kara Lawson (99-112)	2002-03
6	.880	Tiffany Woosley (110-125)	1993-94
7	.864	Cindy Brogdon (102-118)	1977-78
8	.862	Shanna Zolman (75-87)	2004-05
9	.857	Kara Lawson (60-70)	2000-01
10	.840	Tanya Haave (110-131)	1982-83

Points

Rank	Points	Player	Year
1	987	Patricia Roberts	1976-77
2	915	Chamique Holdsclaw	1997-98
3	803	Chamique Holdsclaw	1996-97
4	784	Cindy Brogdon	1978-79
5	733	Bridgette Gordon	1988-89
6	730	Jill Rankin	1979-80
7	724	Chamique Holdsclaw	1998-99
8	711	Tamika Catchings	1997-98
9	687	Bridgette Gordon	1987-88
10	677	Cindy Noble	1979-80

Scoring Average

Rank	PPG	Player	Year
1	29.9	Patricia Roberts	1976-77
2	23.5	Chamique Holdsclaw	1997-98
3	21.7	Cindy Brogdon	1977-78
4	21.3	Chamique Holdsclaw	1998-99
5	20.6	Chamique Holdsclaw	1996-97
	20.6	Bridgette Gordon	1987-88
7	20.3	Bridgette Gordon	1988-89
8	20.1	Cindy Brogdon	1978-79
9	19.2	Jill Rankin	1979-80
10	18.6	Tanya Haave	1982-83

Rebounds

Rank	Rebounds	Player	Year
1	467	Patricia Roberts	1976-77
2	367	Chamique Holdsclaw	1996-97
3	338	Debbie Groover	1978-79
4	328	Chamique Holdsclaw	1997-98
5	326	Chamique Holdsclaw	1995-96
6	322	Daedra Charles	1990-91
7	313	Tamika Catchings	1997-98
8	313	Karla Horton	1985-86
9	309	Sheila Frost	1985-86
10	300	Lisa Harrison	1992-93

Rebound Average

Rank	RPG	Player	Year
1	14.2	Patricia Roberts	1976-77
2	9.4	Chamique Holdsclaw	1996-97
	9.4	Lisa Harrison	1992-93
	9.4	Sheila Frost	1985-86
	9.4	Shelia Collins	1984-85
6	9.2	Daedra Charles	1990-91
	9.2	Karla Horton	1985-86
8	9.1	Chamique Holdsclaw	1995-96
9	8.8	Tamika Catchings	2000-01
10	8.7	Daedra Charles	1989-90



ALL-TIME LADY VOL TOP TEN

Assists

Rank	Assists	Player	Year
1	244	Dawn Marsh	1987-88
2	225	Holly Warlick	1979-80
3	205	Dawn Marsh	1986-87
4	204	Michelle Marciniak	1994-95
5	191	Dawn Marsh	1985-86
6	181	Holly Warlick	1978-79
7	167	Lea Henry	1980-81
8	158	Lea Henry	1981-82
9	156	Michelle Marciniak	1995-96
10	155	Holly Warlick	1977-78

Assist Average

Rank	APG	Player	Year
1	7.1	Dawn Marsh	1987-88
2	6.4	Dawn Marsh	1986-87
3	5.9	Holly Warlick	1979-80
4	5.7	Michelle Marciniak	1994-95
5	5.6	Dawn Marsh	1985-86
6	5.4	Lea Henry	1980-81
7	5.0	Holly Warlick	1977-78
8	4.9	Lea Henry	1981-82
9	4.6	Holly Warlick	1978-79
10	4.5	Laurie Milligan	1996-97
	4.5	Lea Henry	1982-83

Blocked Shots

Rank	Blocks	Player	Year
1	93	Teresa Geter	1997-98
2	86	Candace Parker	2005-06
3	78	Sheila Frost	1985-86
4	70	Ashley Robinson	2003-04
5	63	Ashley Robinson	2002-03
6	61	Tamika Catchings	1997-98
7	60	Sheila Frost	1987-88
8	57	Sheila Frost	1988-89
9	56	Sheila Frost	1986-87
10	55	Michelle Snow	2001-02

Steals

Rank	Steals	Player	Year
1	141	Holly Warlick	1978-79
2	110	Chamique Holdscraw	1997-98
3	109	Shelia Collins	1984-85
	109	Holly Warlick	1979-80
5	107	Michelle Marciniak	1995-96
6	106	Bridgette Gordon	1988-89
7	102	Semekka Randall	1997-98
8	100	Tamika Catchings	1997-98
9	97	Loree Moore	2002-03
10	95	Debbie Groover	1978-79

Career Records — Individual

Games Played

Rank	Gms.	Player	Years
1	148	Chamique Holdscraw	96-97-98-99
2	144	Shanna Zolman	03-04-05-06
3	143	Kara Lawson	2000-01-02-03
	143	Abby Conklin	94-95-96-97
5	141	Tasha Butts	2001-02-03-04
	141	Holly Warlick	77-78-79-80
7	140	Tye'sha Fluker	2003-04-05-06
	140	Semekka Randall	98-99-2000-01
9	139	Shyra Ely	2002-03-04-05
	139	Melissa McCray	86-87-88-89
	139	Susan Clower	79-80-81-82
	139	Debbie Groover	78-79-80-81

Games Started

Rank	Starts	Player	Years
1	147	Chamique Holdscraw	96-97-98-99
2	137	Kara Lawson	2000-01-02-03
3	125	Tamika Catchings	98-99-2000-01
4	123	Lea Henry	80-81-82-83
5	121	Bridgette Gordon	86-87-88-89
6	119	Semekka Randall	98-99-2000-01
7	113	Dena Head	89-90-91-92
8	107	Mary Ostrowski	81-82-83-84
9	105	Michelle Snow	99-2000-01-02
	105	Sheila Frost	86-87-88-89

Field Goals Made

Rank	Made	Player	Years
1	1233	Chamique Holdscraw	96-97-98-99
2	1012	Bridgette Gordon	86-87-88-89
3	760	Tamika Catchings	98-99-2000-01
4	754	Sheila Frost	86-87-88-89
5	746	Tanya Haave	81-82-83-84
6	731	Semekka Randall	98-99-2000-01
7	687	Mary Ostrowski	81-82-83-84
8	675	Kara Lawson	2000-01-02-03
9	671	Shyra Ely	2002-03-04-05
10	630	Cindy Brogdon	78-79

Field Goals Attempted

Rank	FGA	Player	Years
1	2419	Chamique Holdscraw	96-97-98-99
2	1974	Bridgette Gordon	86-87-88-89
3	1590	Semekka Randall	98-99-2000-01
4	1506	Tamika Catchings	98-99-2000-01
5	1475	Kara Lawson	2000-01-02-03
6	1459	Tanya Haave	81-82-83-84
7	1404	Shyra Ely	2002-03-04-05
8	1308	Shanna Zolman	2003-04-05-06
9	1286	Cindy Brogdon	78-79
10	1285	Shelia Collins	82-83-84-85

Field Goal Percentage (200 att.)

Rank	FG%	Player (FGM-FGA)	Years
1	.647	Patricia Roberts (428-662)	77
2	.625	Cindy Noble (614-982)	79-80-81
3	.591	Sheila Frost (754-1276)	86-87-88-89
4	.561	Jerilynn Harper (152-271)	79
5	.553	Michelle Snow (585-1057)	99-2000-01-02
6	.5524	Dana Johnson (622-1426)	92-93-94-95
7	.5522	Jill Rankin (296-536)	80
8	.5520	Daedra Charles (594-1076)	89-90-91
9	.552	Candace Parker (230-417)	2006
10	.539	Mary Ostrowski (687-1274)	81-82-83-84

Three-Point Field Goals Made

Rank	3PM	Player	Years
1	266	Shanna Zolman	2003-04-05-06
2	256	Kara Lawson	2000-01-02-03
3	161	Brittany Jackson	2002-03-04-05
4	132	Tiffany Woosley	92-93-94-95
5	128	Nikki Caldwell	91-92-93-94
6	124	Abby Conklin	94-95-96-97
7	122	Tamika Catchings	98-99-2000-01
8	103	Tasha Butts	2001-02-03-04
	103	Jody Adams	90-91-92-93
10	101	April McDivitt	2000-01

Three-Point Field Goals Attempted

Rank	3PA	Player	Years
1	626	Shanna Zolman	2003-04-05-06
2	617	Kara Lawson	2000-01-02-03
3	443	Brittany Jackson	2002-03-04-05
4	367	Nikki Caldwell	91-92-93-94
5	366	Tamika Catchings	98-99-2000-01
6	349	Abby Conklin	94-95-96-97
7	338	Tiffany Woosley	92-93-94-95
8	290	Tasha Butts	2001-02-03-04
9	287	Jody Adams	90-91-92-93
10	272	Kellie Jolly	96-97-98-99

Three-Point Field Goal Percentage (100 att.)

Rank	3P%	Player (3PM-3PA)	Years
1	.425	Shanna Zolman (266-626)	2003-04-05-06
2	.415	Kara Lawson (256-617)	2000-01-02-03
3	.412	April McDivitt (101-245)	2000-01-02
4	.394	Sidney Spencer (71-180)	2004-05-06
5	.393	Gwen Jackson (55-140)	2000-01-02-03
6	.391	Tiffany Woosley (132-338)	92-93-94-95
7	.371	Kellie Jolly (99-267)	96-97-98-99
8	.363	Brittany Jackson (161-443)	2002-03-04-05
9	.359	Jody Adams (103-287)	90-91-92-93
10	.355	Tasha Butts (103-290)	2001-02-03-04
	.355	Abby Conklin (124-349)	94-95-96-97

Free Throws Made

Rank	FTM	Player	Years
1	523	Chamique Holdscraw	96-97-98-99
2	471	Tamika Catchings	98-99-2000-01
3	439	Semekka Randall	98-99-2000-01
4	421	Bridgette Gordon	86-87-88-89
5	377	Dana Johnson	92-93-94-95
6	371	Tonya Edwards	87-88-89-90
7	357	Dena Head	89-90-91-92
8	356	Debbie Groover	78-79-80-81
9	355	Mary Ostrowski	81-82-83-84
10	345	Gwen Jackson	2000-01-02-03

Free Throws Attempted

Rank	FTA	Player	Years
1	731	Chamique Holdscraw	96-97-98-99
2	618	Semekka Randall	98-99-2000-01
3	611	Tamika Catchings	98-99-2000-01
4	608	Bridgette Gordon	86-87-88-89
5	584	Dana Johnson	92-93-94-95
6	537	Daedra Charles	89-90-91
7	512	Michelle Snow	99-2000-01-02
8	494	Dena Head	89-90-91-92
9	491	Mary Ostrowski	81-82-83-84
10	484	Tonya Edwards	87-88-89-90

Free Throw Percentage (150 att.)

Rank	FT%	Player (FTM-FTA)	Years
1	.916	Shanna Zolman (306-334)	2003-04-05-06
2	.847	Kara Lawson (344-406)	2000-01-02-03
3	.839	Cindy Brogdon (198-236)	78-79
4	.816	Tiffany Woosley (284-348)	92-93-94-95
	.816	Tanya Haave (279-342)	81-82-83-84
6	.814	Jody Adams (144-177)	90-91-92-93
7	.802	Jill Rankin (138-172)	80
8	.795	Abby Conklin (174-219)	94-95-96-97
9	.793	Tasha Butts (249-314)	2001-02-03-04
10	.783	Dawn Marsh (213-272)	85-86-87-88

Points

Rank	Points	Player	Years
1	3025	Chamique Holdscraw	96-97-98-99
2	2450	Bridgette Gordon	86-87-88-89
3	2113	Tamika Catchings	98-99-2000-01
4	1950	Kara Lawson	2000-01-02-03
5	1915	Semekka Randall	98-99-2000-01
6	1790	Sheila Frost	86-87-88-89
7	1771	Tanya Haave	81-82-83-84
8	1729	Mary Ostrowski	81-82-83-84
9	1706	Shanna Zolman	2003-04-05-06
10	1673	Shyra Ely	2002-03-04-05

Scoring Average (30 games)

Rank	PPG	Player	Years
1	29.9	Patricia Roberts	77
2	20.8	Cindy Brogdon	78-79
3	20.4	Chamique Holdscraw	96-97-98-99
4	19.2	Jill Rankin	80
5	17.9	Bridgette Gordon	86-87-88-89
6	17.3	Candace Parker	2006
7	16.6	Tamika Catchings	98-99-2000-01
8	15.2	Cindy Noble	79-80-81
9	14.2	Daedra Charles	89-90-91
10	13.836	Tanya Haave	81-82-83-84

Rebounds

Rank	Rebounds	Player	Years
1	1295	Chamique Holdscraw	96-97-98-99
2	1044	Sheila Frost	86-87-88-89
3	1004	Tamika Catchings	98-99-2000-01
4	1001	Mary Ostrowski	81-82-83-84
5	957	Debbie Groover	78-79-80-81
6	940	Shyra Ely	2002-03-04-05
7	917	Bridgette Gordon	86-87-88-89
8	888	Michelle Snow	99-2000-01-02
9	884	Dana Johnson	92-93-94-95
10	858	Daedra Charles	89-90-91

Rebound Average (30 games)

Rank	RPG	Player	Years
1	14.2	Patricia Roberts	77
2	8.8	Chamique Holdscraw	96-97-98-99
3	8.3	Candace Parker	2006
4	8.2	Daedra Charles	89-90-91
5	8.0	Mary Ostrowski	81-82-83-84
6	7.9	Tamika Catchings	98-99-2000-01
7	7.8	Karla Horton	85-86-87
8	7.6	Sheila Frost	86-87-88-89
9	7.3	Jill Rankin	80
10	7.1	Cindy Noble	79-80-81

Assists

Rank	Assts.	Player	Years
1	767	Dawn Marsh	85-86-87-88
2	673	Holly Warlick	77-78-79-80
3	593	Lea Henry	80-81-82-83
4	457	Dena Head	89-90-91-92
5	456	Kara Lawson	2000-01-02-03
6	452	Michelle Marciniak	94-95-96
7	450	Kellie Jolly	96-97-98-99
8	429	Kristen Clement	98-99-2000-01
9	422	Loree Moore	2002-03-04-05
10	386	Chamique Holdscraw	96-97-98-99


Assist Average (30 games)

Rank	APG	Player	Years
1	5.8	Dawn Marsh	85-86-87-88
2	4.8	Holly Warlick	77-78-79-80
3	4.4	Lea Henry	80-81-82-83
4	4.3	Michelle Marciniak	94-95-96
5	3.7	Cindy Brogdon	78-79
6	3.58	Loree Moore	2002-03-04-05
7	3.48	Alexis Hornbuckle	2005-06
8	3.41	Kellie Jolly	96-97-98-99
9	3.4	Dena Head	89-90-91-92
10	3.3	Suzanne Barbre	**--77-78

Blocked Shots

Rank	Blocks
------	--------

ALL-TIME TOP TEN PERFORMERS BY CLASS



Tamika Catchings picked up in the record books where Chamique Holdsclaw left off.

Juniors-Points

Name	Games	Points	Average
1. Chamique Holdsclaw	39	915	23.5
2. Cindy Brogdon	31	674	21.7
3. Bridgette Gordon	34	687	20.8
4. Tanya Haave	33	614	18.6
5. Nikki McCray	33	537	16.3
6. Daedra Charles	33	525	15.9
7. Tamika Catchings	37	580	15.7
8. Kara Lawson	34	512	15.1
9. Sheila Frost	34	496	14.6
10. Shyra Ely	35	508	14.5

Juniors-Rebounds

Name	Games	Rebounds	Average
1. Daedra Charles	33	287	8.7
2. Chamique Holdsclaw	39	328	8.4
3. Shyra Ely	35	279	8.0
4. Sheila Frost	34	269	7.9
Tamika Catchings	37	292	7.9
6. Mary Ostrowski	33	255	7.7
7. Cindy Noble	38	288	7.6
8. Cindy Brogdon	31	238	7.6
9. Tanya Haave	33	248	7.5
10. Tiffani Johnson	38	282	7.4

Juniors-Assists

Name	Games	Assists	Average
1. Dawn Marsh	34	205	6.4
2. Michelle Marciniak	36	204	5.7
3. Lea Henry	32	152	4.9
4. Holly Warlick	39	181	4.6
5. Laurie Milligan	22	98	4.5
6. Kellie Jolly	39	148	3.8
7. Suzanne Barbre	33	126	3.8
8. Dena Head	35	129	3.7
9. Shelley Sexton	34	124	3.7
10. Cindy Brogdon	31	111	3.6

Freshmen-Points

Name	Games	Points	Average
1. Tamika Catchings	39	711	18.2
2. Candace Parker	36	622	17.3
3. Chamique Holdsclaw	36	583	16.2
4. Semeka Randall	38	604	15.9
5. Bridgette Gordon	34	481	14.2
6. Shelia Collins	31	412	14.2
7. Kara Lawson	37	504	13.6
8. Sheila Frost	33	404	12.2
9. Karen Morton	21	246	11.7
10. Mary Ostrowski	29	332	11.4

Sophomores-Points

Name	Games	Points	Average
1. Chamique Holdsclaw	39	803	20.6
2. Tamika Catchings	34	563	16.6
3. Bridgette Gordon	34	559	16.4
4. Peggy Evans	31	458	14.8
5. Mary Ostrowski	32	458	14.3
6. Semeka Randall	33	464	14.1
7. Paula Towns	32	451	14.0
8. Suzanne Barbre	14	182	13.9
9. Tanya Haave	32	420	13.1
10. Tonya Edwards	34	438	12.9

Seniors-Points

Name	Games	Points	Average
1. Patricia Roberts	33	987	29.9
2. Chamique Holdsclaw	34	724	21.3
3. Bridgette Gordon	36	733	20.4
4. Cindy Brogdon	39	784	20.1
5. Jill Rankin	38	730	19.2
6. Shelia Collins	31	563	18.2
7. Daedra Charles	35	607	17.3
8. Gwen Jackson	38	612	16.1
Suzanne Barbre	31	499	16.1
10. Mary Ostrowski	31	493	16.0

Freshmen-Rebounds

Name	Games	Rebounds	Average
1. Sheila Frost	33	309	9.4
2. Chamique Holdsclaw	36	326	9.1
3. Candace Parker	36	298	8.3
4. Tamika Catchings	39	313	8.0
5. Karla Horton	32	229	7.2
6. Mary Ostrowski	29	203	7.0
7. Lisa McGill	27	184	6.8
8. Tiffani Johnson	37	241	6.5
9. Michelle Snow	34	218	6.4
10. Bridgette Gordon	34	209	6.2

Sophomores-Rebounds

Name	Games	Rebounds	Average
1. Chamique Holdsclaw	39	367	9.4
2. Karla Horton	34	313	9.2
3. Debbie Groover	39	338	8.7
4. Mary Ostrowski	32	273	8.5
5. Vonda Ward	32	250	7.8
Paula Towns	32	250	7.8
7. Tamika Catchings	34	249	7.3
8. Tanya Haave	32	222	6.9
9. Bridgette Gordon	34	232	6.8
10. Daedra Charles	37	249	6.7

Seniors-Rebounds

Name	Games	Rebounds	Average
1. Patricia Roberts	33	467	14.2
2. Lisa Harrison	32	300	9.4
3. Shelia Collins	31	290	9.4
4. Daedra Charles	35	322	9.2
5. Tamika Catchings	17	150	8.8
6. Mary Ostrowski	31	270	8.7
7. Chamique Holdsclaw	34	274	8.1
8. Dana Johnson	37	289	7.8
9. Cindy Noble	31	230	7.4
10. Lisa Webb	34	248	7.3

Freshmen-Assists

Name	Games	Assists	Average
1. Dawn Marsh	32	127	3.97
2. Loree Moore	34	133	3.91
3. Holly Warlick	33	112	3.4
4. Dena Head	37	118	3.2
5. Kristen "Ace" Clement	33	107	3.2
6. Lea Henry	38	119	3.1
Alexis Hornbuckle	35	110	3.1
8. Candace Parker	36	103	2.9
9. Kara Lawson	37	102	2.8
10. Kris Durham	32	83	2.6

Sophomores-Assists

Name	Games	Assists	Average
1. Dawn Marsh	34	191	5.6
2. Lea Henry	31	167	5.4
3. Holly Warlick	31	155	5.0
4. Kellie Jolly	23	94	4.1
5. Suzanne Barbre	14	55	3.93
6. Dena Head	33	129	3.91
7. Alexis Hornbuckle	29	113	3.89
8. Loree Moore	38	145	3.82
9. Tonya Edwards	34	111	3.33
10. Kara Lawson	34	113	3.32

Seniors-Assists

Name	Games	Assists	Average
1. Dawn Marsh	34	244	7.2
2. Holly Warlick	38	225	6.0
3. Lea Henry	33	149	4.5
4. Michelle Marciniak	36	156	4.3
5. Kellie Jolly	34	141	4.1
6. Kara Lawson	38	151	4.0
7. Cindy Brogdon	39	150	3.8
8. Tonya Edwards	33	111	3.4
9. Kristen Clement	34	112	3.3
Mary Ostrowski	31	100	3.3
Loree Moore	29	96	3.3



ALL-TIME RECORDS VS. CONFERENCES

1974 - present

Southeastern Conference

TEAM	W	L
Alabama	37	2
Arkansas	17	1
Auburn	30	8
Florida	34	2
Georgia	36	14
Kentucky	40	6
Louisiana State	34	9
Mississippi	29	7
Mississippi State	25	0
South Carolina	36	2
Vanderbilt	47	6
TOTAL	365	57

America East Conference

Maine	2	0
Vermont	2	0
TOTAL	4	0

Atlantic Coast Conference

Boston College	3	0
Clemson	11	1
Duke	4	4
Florida State	2	0
Georgia Tech	3	0
Maryland	10	3
North Carolina	12	2
North Carolina State	12	3
Virginia	11	1
Virginia Tech	7	0
Wake Forest	2	0
TOTAL	77	14

Atlantic 10 Conference

Charlotte	3	0
Dayton	1	0
Fordham	1	0
George Washington	7	0
LaSalle	1	0
Richmond	1	0
St. Joseph's	5	0
Saint Louis	1	0
Temple	2	0
Xavier	0	1
TOTAL	22	1

Atlantic Sun Conference

Belmont	3	6
East Tennessee State	17	2
Mercer	0	1
Stetson	4	0
TOTAL	24	9

BIG EAST Conference

Cincinnati	0	3
Connecticut	8	13
DePaul	16	0
Marquette	1	0
Notre Dame	17	0
Pittsburgh	3	0
Providence	3	0
Rutgers	12	3
St. John's	1	0
Villanova	1	0
West Virginia	4	0
TOTAL	66	19

Big Sky Conference

Montana	2	0
---------	---	---

Big South Conference

Liberty	1	0
Radford	1	0
Winthrop	2	1
TOTAL	4	1

Big Ten Conference

Illinois	7	0
Indiana	1	0
Iowa	2	1
Michigan State	2	1
Minnesota	1	0
Northwestern	3	0
Ohio State	8	1
Penn State	8	1
Purdue	6	1
Wisconsin	5	0
TOTAL	43	5

Big 12 Conference

Baylor	1	0
Colorado	3	1
Kansas	2	0
Kansas State	4	0
Missouri	2	0
Nebraska	2	0
Oklahoma	2	0
Oklahoma State	1	0
Texas	17	10
Texas A&M	1	0
Texas Tech	5	0
TOTAL	40	11

Big West Conference

Cal State Fullerton	1	0
Long Beach State	3	3
TOTAL	4	3

Colonial Athletic Association

George Mason	1	0
Georgia State	1	0
James Madison	2	1
Old Dominion	30	9
TOTAL	34	10

Conference USA

East Carolina	2	0
Memphis	26	1
UAB	2	0
TOTAL	30	1

Horizon League

Youngstown State	2	0
Wisconsin-Green Bay	1	0
TOTAL	3	0

Ivy League

Princeton	1	0
-----------	---	---

Metro Atlantic Athletic Conference

Manhattan	1	0
-----------	---	---

Mid-American Conference

Akron	1	0
Marshall	3	0
Miami (Ohio)	1	0
Northern Illinois	3	0
Toledo	1	0
Western Michigan	2	0
TOTAL	11	0

Mid-Eastern Athletic Conference

Florida A&M	1	0
North Carolina A&T	1	0
South Carolina State	2	0
TOTAL	4	0

Missouri Valley Conference

Illinois State	2	0
Southern Illinois	2	0
Missouri State	1	0
TOTAL	5	0

Mountain West Conference

Brigham Young	1	0
TCU	4	0
UNLV	1	0
TOTAL	6	0

Ohio Valley Conference

Austin Peay	5	0
Eastern Illinois	1	0
Eastern Kentucky	8	1
Tennessee-Martin	12	2
Tennessee State	2	0
Tennessee Tech	16	12
TOTAL	44	15

Pacific-10 Conference

Arizona	3	0
Arizona State	1	0
Oregon	1	0
Oregon State	2	0
Southern California	8	7
Stanford	18	4
UCLA	14	1
Washington	1	0
Washington State	1	0
TOTAL	49	12

Patriot League

Army	2	0
Colgate	2	0
TOTAL	4	0

Southern Conference

Appalachian State	3	5
College of Charleston	1	0
Furman	4	0
UNC Greensboro	0	2
Chattanooga	20	6
Western Carolina	9	7
TOTAL	37	20

Southland Conference

Stephen F. Austin	3	3
-------------------	---	---

Southwestern Athletic Conference

Alabama State	1	0
Grambling State	1	0
Jackson State	1	0
TOTAL	3	0

Sun Belt Conference

Florida Atlantic	2	0
Florida International	1	0
Louisiana-Monroe	0	1
Middle Tennessee State	14	0
Western Kentucky	7	1
TOTAL	24	2

West Coast Conference

Gonzaga	1	0
Portland	2	0
Santa Clara	1	0
St. Mary's (Calif.)	1	0
TOTAL	5	0

Western Athletic Conference

Louisiana Tech	21	17
San Jose State	1	0
TOTAL	22	17

NCAA Division II

Anderson (S.C.)	2	0
Carson-Newman	14	2
Cheyney	1	0
Delta State	4	2
Edinboro	0	1
Hawaii Pacific	1	0
Longwood	1	0
Mars Hill	1	0
Puerto Rico-Mayaguez	1	0
Valdosta State	3	1
TOTAL	28	6

NCAA Division III

Immaculata	1	0
Maryville	8	15
Montclair State	0	1
Roanoke	1	0
TOTAL	10	16

National Association of Intercollegiate Athletics

Cumberland (Ky.)	5	0
Cumberland (Tenn.)	2	0
Milligan	5	0
Shorter	1	0
Union (Tenn.)	0	3
TOTAL	13	3

National Junior College Athletic Association

Chattanooga State	1	0
Gulf Coast	2	0
Hiwassee	1	0
Walters State	1	0
TOTAL	5	0

Division I Independent

Centenary (Tenn.)	1	0
-------------------	---	---



ALL-TIME WEEK-BY-WEEK IN THE POLLS

YEAR	WEEK #																		
	1	2	3	4	5	6	7	8	9	10	11	12	13	14	15	16	17	18	19
1976-77	nr	17	19	16	13	12	10	12	10	5									
1977-78	1	5	5	3	2	3	3	3	3	1	1	1	1						
1978-79	1	1	1	5	5	5	4	4	7	8	6	6	8	8	6	3			
1979-80	4	4	3	3	5	5	5	5	4	6	5	4	4	3	2	2			
1980-81	3	3	3	6	7	7	9	7	7	10	11	7	7	4	3	2	2		
1981-82	2	7	10	14	18	19	20	nr	nr	nr	nr	20	13	8	11	10	8	4	
1982-83	4	4	5	9	11	12	12	11	8	8	8	6	4	5	8	10	9		
1983-84	5	5	7	9	10	11	11	8	12	11	9	7	6	10	10	14	15		
1984-85	14	12	16	15	nr	nr	nr	nr	nr	nr	nr	nr	nr	20	18	15	13		
1985-86	9	11	11	13	12	11	11	12	11	11	10	14	15	14	15	15			
1986-87	3	3	3	1	1	1	2	2	3	3	5	7	9	8	8	7			
1987-88	1	1	1	3	3	3	4	4	4	4	4	4	3	3	3	3	1		
1988-89	1	1	1	1	1	1	1	2	2	2	2	3	3	2	2	2	1		
1989-90	1	1	1	2	4	7	5	5	3	3	5	5	4	4	3	3	4		
1990-91	6	3	6	10	9	7	5	4	2	4	3	5	4	4	4	3	4		
1991-92	1	1	1	1	3	3	3	3	2	4	4	4	3	2	2	2	2	2	
1992-93	2	1	1	1	1	2	2	2	2	1	1	1	1	1	2	2			
1993-94	1	1	1	1	1	1	1	1	1	2	2	2	1	1	1	1	1		
1994-95	1	1	1	1	1	1	1	1	1	2	2	2	2	2	2	2	2	3	
1995-96	6	4	3	2	2	4	5	4	4	6	4	3	6	5	5	5	4	4	
1996-97	4	3	5	4	5	6	6	8	9	9	8	9	9	8	8	8	11	10	
1997-98	1	1	1	1	1	1	1	1	1	1	1	1	1	1	1	1	1	1	
1998-99	1	4	3	3	2	2	2	2	2	1	1	1	1	1	1	2	2	2	
1999-00	2	5	5	3	2	2	2	2	2	2	2	4	4	2	2	2	2	2	2
2000-01	2	2	2	2	2	2	2	2	2	2	2	3	3	2	2	1	1	3	3
2001-02	2	2	2	2	2	2	2	2	2	2	2	2	3	3	4	3	6	6	
2002-03	2	2	4	4	4	4	5	5	5	5	4	4	3	3	3	3	3	4	4
2003-04	4	3	3	3	2	2	2	5	5	5	2	1	1	3	3	2	1	5	2
2004-05	1	1	1	4	9	9	9	8	10	8	7	5	5	5	6	5	5	3	3
2005-06	2	np	2	1	1	1	1	1	1	1	1	1	5	5	5	5	8	6	

- np denotes no poll - nr denotes not ranked

TENNESSEE'S FINAL YEARLY RANKING IN THE AP POLLS

1977	1982	1987	1992	1997	2002
<ol style="list-style-type: none"> Delta St. Immaculata St. Joseph's Cal-St. Fullerton TENNESSEE 	<ol style="list-style-type: none"> Louisiana Tech Cheyney Maryland TENNESSEE Texas 	<ol style="list-style-type: none"> Texas Auburn Louisiana Tech Long Beach St. Rutgers TENNESSEE 	<ol style="list-style-type: none"> Virginia TENNESSEE Stanford Stephen F. Austin Mississippi U. 	<ol style="list-style-type: none"> Connecticut Old Dominion Stanford North Carolina Louisiana Tech TENNESSEE 	<ol style="list-style-type: none"> Connecticut Oklahoma Duke Vanderbilt Stanford TENNESSEE
1978	1983	1988	1993	1998	2003
<ol style="list-style-type: none"> TENNESSEE Wayland Baptist North Carolina St. Montclair St. UCLA 	<ol style="list-style-type: none"> Louisiana Tech Southern Cal Texas Old Dominion Cheyney TENNESSEE 	<ol style="list-style-type: none"> TENNESSEE Iowa Auburn Texas Louisiana Tech 	<ol style="list-style-type: none"> Vanderbilt TENNESSEE Ohio St. Iowa Texas Tech 	<ol style="list-style-type: none"> TENNESSEE Old Dominion Connecticut Louisiana Tech North Carolina 	<ol style="list-style-type: none"> Connecticut Duke LSU TENNESSEE Texas
1979	1984	1989	1994	1999	2004
<ol style="list-style-type: none"> Old Dominion Louisiana Tech TENNESSEE Texas Stephen F. Austin 	<ol style="list-style-type: none"> Texas Louisiana Tech Georgia Old Dominion Southern Cal TENNESSEE 	<ol style="list-style-type: none"> TENNESSEE Auburn Louisiana Tech Stanford Maryland 	<ol style="list-style-type: none"> TENNESSEE Penn St. Connecticut North Carolina Colorado 	<ol style="list-style-type: none"> Purdue TENNESSEE Louisiana Tech Connecticut Old Dominion 	<ol style="list-style-type: none"> Duke TENNESSEE Purdue Texas Penn State
1980	1985	1990	1995	2000	2005
<ol style="list-style-type: none"> Old Dominion TENNESSEE Louisiana Tech South Carolina Stephen F. Austin 	<ol style="list-style-type: none"> Texas Northeast La. Long Beach St. Louisiana Tech Old Dominion TENNESSEE 	<ol style="list-style-type: none"> Louisiana Tech Stanford Washington TENNESSEE UNLV 	<ol style="list-style-type: none"> Connecticut Colorado TENNESSEE Stanford Texas Tech 	<ol style="list-style-type: none"> Connecticut TENNESSEE Louisiana Tech Georgia Notre Dame 	<ol style="list-style-type: none"> Stanford LSU TENNESSEE North Carolina Duke
1981	1986	1991	1996	2001	2006
<ol style="list-style-type: none"> Louisiana Tech TENNESSEE Old Dominion Southern Cal Cheyney 	<ol style="list-style-type: none"> Texas Georgia Southern Cal Louisiana Tech Western Ky. TENNESSEE 	<ol style="list-style-type: none"> Penn St. Virginia Georgia TENNESSEE Purdue 	<ol style="list-style-type: none"> Louisiana Tech Connecticut Stanford TENNESSEE Georgia 	<ol style="list-style-type: none"> Connecticut Notre Dame TENNESSEE Georgia Duke 	<ol style="list-style-type: none"> North Carolina Ohio State Maryland Duke LSU TENNESSEE



SCORES TEAM-BY-TEAM

Date	Rank UT/Opp	Site	W/L	Score
------	-------------	------	-----	-------

Aix-En-Provence (France) n/a

8/20/99		A91	W-ex	66-57
---------	--	-----	------	-------

Akron 1-0

12/18/97	1/nr	N81	W	98-63
----------	------	-----	---	-------

Alabama 37-2

1/22/77	12/nr	H	W	83-57
2/11/78	3/nr	A	W	72-53
1/17/79	4/nr	H	W	85-52
1/10/80	5/nr	A	W	88-68
11/28/80	3/nr	N29	W	74-62
1/30/81	10/nr	N31	L	71-77
2/8/81	11/nr	H	W	68-54
3/4/83	8/nr	H	W	91-73
3/3/84	10/17	N40	L	66-85
3/23/84	15/12	H	W	65-58
1/18/86	12/nr	H	W	89-71
2/25/87	8/nr	A	W	108-77
1/23/88	4/nr	H	W	97-70
2/26/89	2/nr	A	W	81-65
3/4/89	2/nr	N51	W	89-61
2/24/90	4/nr	H	W	80-65
1/9/91	4/nr	A	W	86-61
1/26/92	4/24	H	W	82-72
1/23/93	2/nr	A	W	86-74
2/5/94	2/15	H	W	85-69
3/6/94	1/16	N65	W	72-56
2/5/95	2/16	A	W	95-44
3/5/95	2/16	N65	W	84-70
1/28/96	4/18	H	W	81-69
3/4/96	4/10	N65	W	64-60
1/26/97	8/4	A	W	63-60
2/1/98	1/nr	H	W	73-66
3/1/98	1/20	N82	W	67-63
1/31/99	1/14	A	W	85-73
2/27/99	2/24	N65	W	80-69
2/6/00	4/nr	H	W	65-47
2/4/01	3/nr	A	W	97-75
3/2/01	1/nr	N94	W	82-52
1/20/02	2/nr	H	W	82-57
1/16/03	5/nr	A	W	88-45
1/18/04	5/nr	H	W	72-51
2/27/05	5/nr	A	W	94-81
1/29/06	1/nr	H	W	89-54
2/19/06	5/nr	A	W	82-65

Alabama-Birmingham 2-0

1/2/83	21/nr	H	W	78-66
12/1/95	3/nr	N70	W	77-42

Alabama State 1-0

3/22/03	4/nr	H	W	95-43
---------	------	---	---	-------

Anderson JC 2-0

2/15/75	N1	W		78-66
2/19/77	12/nr	N1	W	77-50

Appalachian State 3-5

2/28/69	N2	L		50-58 (OT)
3/1/69	N2	L		33-35 (OT)
2/7/70	A	L	*	*
3/4/70	H	*	*	*
2/17/73	N1	L		57-67
2/14/75	N1	W		94-69
3/11/76	N14	L		71-88
2/18/77	5/nr	N1	W	82-65
3/13/99	2/nr	H	W	113-54

Argentinian National Team n/a

6/18/87	N53	W-ex		88-44
---------	-----	------	--	-------

Arizona 3-0

12/7/93	1/nr	A	W	65-63
1/2/95	1/nr	H	W	109-57
3/20/00	2/21	H	W	75-60

Arizona State 1-0

12/27/00	2/nr	N97	W	67-63
----------	------	-----	---	-------

Arkansas 17-1

2/29/92	2/nr	H	W	105-59
---------	------	---	---	--------

Date	Rank UT/Opp	Site	W/L	Score
------	-------------	------	-----	-------

2/27/93	1/nr	A	W	72-55
1/2/94	1/24	H	W	89-67
2/7/95	2/20	A	W	87-67
1/17/96	6/20	H	W	78-66
12/29/96	6/22	A	L	75-77
1/1/98	1/nr	H	W	88-58
3/27/98	1/nr	N84	W	86-58
12/17/98	2/nr	A	W	82-62
1/10/00	2/nr	H	W	79-69
1/7/01	2/nr	A	W	76-61
2/7/02	3/nr	H	W	93-65
1/30/03	4/12	A	W	92-79
1/8/04	5/nr	H	W	83-44
2/26/04	2/nr	A	W	93-71
1/13/05	8/nr	H	W	72-54
2/20/05	6/nr	A	W	84-71
2/5/06	5/nr	H	W	77-37

Army 2-0

11/30/02	4/nr	N105	W	96-44
3/19/06	8/nr	N118	W	102-54

Arvika (Sweden) n/a

11/13/89		H	W-ex	97-54
----------	--	---	------	-------

Athletes in Action n/a

11/21/90		H	W-ex	96-64
11/22/92		H	L-ex	68-70
11/18/93		H	W-ex	76-73
11/17/94		H	W-ex	78-65
11/16/00		H	W-ex	108-78
11/18/03		H	W-ex	88-64



On March 3, 2006, Tennessee defeated Auburn, 77-45, to pick up the program's 1,000th victory.

Auburn 30-8

2/9/80	5/nr	H	W	72-61
3/6/83	10/15	H	W	83-75
3/4/85	15/9	N44	W	63-60
2/8/86	10/11	H	L	60-66
1/14/87	2/3	A	L	69-75
3/6/87	8/2	N51	L	96-102
3/21/87	7/2	H	W	77-61
1/9/88	4/2	H	L	68-71
3/7/88	3/1	N51	W	73-70
1/7/89	1/3	A	L	59-67
3/6/89	2/1	N51	W	66-51
4/2/89	1/2	N55	W	76-60
2/3/90	5/14	H	W	76-65
3/5/90	3/11	N51	L	77-78
1/19/91	2/10	A	L	65-70
3/3/91	4/5	N51	W	70-62
3/23/91	4/6	H	W	69-65
1/30/92	4/6	H	W	69-54
1/12/93	2/9	A	W	70-59
1/15/94	1/21	H	W	58-46

Date	Rank UT/Opp	Site	W/L	Score
------	-------------	------	-----	-------

1/14/95	1/nr	A	W	68-43
2/18/96	5/20	H	W	72-67 (OT)
2/15/97	8/nr	A	W	76-63
3/2/97	8/nr	N65	L	59-61
2/14/98	1/nr	H	W	79-63
2/14/99	1/17	A	W	71-63
2/27/00	2/11	H	W	76-61
2/25/01	1/nr	A	W	63-49
1/10/02	2/19	H	W	71-50
1/27/02	2/22	A	W	66-53
1/12/03	5/nr	H	W	81-72
2/16/03	3/nr	A	W	59-56
3/7/03	3/nr	N107	W	66-51
2/1/04	1/22	H	W	68-61 (OT)
1/20/05	7/nr	A	W	81-71
3/4/05	5/nr	N114	W	64-54
2/23/06	5/nr	H	W	81-56
3/3/06	8/nr	N107	W	77-45

Austin Peay 5-0

1/12/74		H7	W	66-42
2/28/74		N10	W	55-35
1/16/76		A	W	65-53
11/15/96	4/nr	H74	W	80-59
3/16/01	3/nr	H	W	80-38

Australian Institute of Sport n/a

11/23/87		H	W-ex	93-77
11/22/94		H	W-ex	106-57

Baylor 1-0

3/28/04	2/15	N112	W	71-69
---------	------	------	---	-------

Belmont 3-6

1/27/70		A	L	61-64
1/31/70		H	L	28-38
1/25/74		H	W	63-51
2/18/75		A	L	80-102
1/17/76		A	L	45-77
2/17/76		H	L	71-79
11/30/76		HG	W	78-63
1/28/77	10/nr	A	L	59-60
3/1/79	8/nr	H	W	94-53

Boston College 3-0

3/15/99	2/nr	H	W	89-62
12/6/00	2/nr	H	W	72-57
12/5/01	2/nr	A	W	75-66

Brazilian National Team n/a

6/20/87		A53	L-ex	68-105
---------	--	-----	------	--------

Brigham Young 1-0

3/23/02	6/nr	N102	W	68-57
---------	------	------	---	-------

Bulgarian National Team n/a

8/14/03		N110	L-ex	67-69
---------	--	------	------	-------

Bulgarian National B Team n/a

11/23/93		H	W-ex	89-75
----------	--	---	------	-------

Carson-Newman 14-2

2/26/20		H	L	13-14
2/16/23		H	W	23-7
1/10/25		H	W	38-30
2/9/25		A	L	16-36
1/29/69		A	W	53-49
2/13/69		A	W	63-44
2/9/71		H	W	46-33
2/23/71		H	*	*
2/26/71		HP	W	52-37
1/25/72		H	W	51-45
2/15/72		A	W	71-41
2/25/72		H	W	45-39
2/24/73		N4	W	56-50
1/12/74		H7	W	55-41
1/22/74		A	W	57-25
2/22/74		A9	W	59-41
2/28/75		N12	W	74-73
11/7/04		H	W-ex	105-47
11/10/05		H	W-ex	101-55

Date	Rank UT/Opp	Site	W/L	Score
------	-------------	------	-----	-------

Centenary (Tenn.) 1-0

2/18/25		A	W	54-10
---------	--	---	---	-------

Central High School 3-1

2/16/1907		H	W	28-0
1/18/1908		*	W	*
2/4/1909		H	W	28-8
12/16/1909		H	L	1-21

Charleston 1-0

2/18/77	12/nr	N1	W	91-70
---------	-------	----	---	-------

Chattanooga 20-6

2/8/24		H	W	19-4
2/17/25		A	W	39-16
1/9/26		H	W	45-8
2/11/26		A	W	45-15
2/4/71		A	L	52-60
2/26/71		HP	L	47-53
3/5/71		N3	L	22-46
2/8/72		A	W	58-48
2/26/72		H	L	49-50
2/26/72		H	W	56-53
3/3/72		H	L	52-56
1/26/73		H	L	55-58
2/24/73		N4	W	55-51
1/25/75		N4	W	77-73
2/22/75		H	W	90-78
2/28/75		N12	W	112-88
1/31/76		H	W	96-62
2/28/76		A	W	67-66
1/18/80	5/nr	A	W	73-53
2/29/80	4/nr	N10	W	71-63
12/4/80	3/nr	H	W	90-56
12/5/84	16/nr	H	W	78-54
11/16/01	2/nr	A	W	97-57
11/23/03	3/nr	H	W	83-52
11/19/04	1/nr	A	W	68-34
11/21/05	2/nr	H	W	92-50

Chattanooga State CC 1-0

1/29/76		H	W	114-51
---------	--	---	---	--------

SCORES TEAM-BY-TEAM

Date	Rank UT/Opp	Site	W/L	Score
------	-------------	------	-----	-------

1/10/99	2/4	A	W	92-81
1/8/00	2/1	H	L	67-74
2/2/00	4/1	N77	W	72-71
4/2/00	2/1	N95	L	52-71
12/30/00	2/1	A	L	76-81
2/1/01	3/2	H	W	92-88
1/5/02	2/1	H	L	72-86
3/29/02	6/1	N103	L	55-79
1/4/03	5/3	A	L	62-63 (OT)
4/8/03	4/1	N108	L	68-73
2/5/04	1/4	H	L	67-81
4/6/04	2/6	N113	L	61-70
1/8/05	10/15	A	W	68-67
1/7/06	1/7	H	W	89-80

Copenhagen (Denmark) n/a

1/2/92		N62	W-ex	98-44
--------	--	-----	------	-------

Cumberland (Ky.) 5-0

3/10/22		A	W	28-19
2/9/23		H	W	28-14
2/27/24		A	W	48-24
1/14/26		H	W	47-12
1/10/73		H	W	64-25

Cumberland (Tenn.) 2-0

2/12/72		H	W	52-35
2/21/76		H	W	90-42

Dalhousie (Canada) n/a

11/6/05		H	W-ex	131-40
---------	--	---	------	--------

Dayton 1-0


12/4/86	3/nr	H	W	66-40
---------	------	---	---	-------

Delta State 4-2

12/17/76	19/1	N15	L	63-74
3/25/77	5/1	N16	L	58-62
1/5/78	3/2	H	W	94-74
12/28/78	5/7	N23	W	67-63
1/9/79	4/7	A	W	85-73
2/6/79	6/15	H	W	73-57

DePaul 16-0

2/13/91	4/nr	H	W	105-43
1/10/92	3/nr	A	W	70-62
1/21/93	2/21	H	W	60-48
1/29/94	2/nr	A	W	66-56
2/14/95	2/nr	H	W	85-54
12/20/95	4/nr	A	W	76-68
1/28/97	9/nr	H	W	94-83
1/20/98	1/nr	A	W	125-46
12/3/98	3/nr	H	W	89-47
12/17/99	2/nr	A	W	100-66
11/18/00	2/nr	H	W	94-52
12/19/01	2/nr	A	W	80-66
1/14/03	5/25	H	W	76-57
12/17/03	2/nr	A	W	96-89 (OT)



UT holds a four-win margin over Louisiana Tech.

Date	Rank UT/Opp	Site	W/L	Score
------	-------------	------	-----	-------


3/22/04	2/nr	N111	W	79-59
12/12/04	9/15	H	W	78-63

Duke 4-4

12/6/98	3/16	N86	W	74-60
3/22/99	2/10	N25	L	63-69
12/27/01	2/9	N100	W	89-68
11/24/02	2/1	N104	L	55-76
4/6/03	4/2	N108	W	66-56
1/24/04	2/1	A	W	72-69
12/2/04	4/10	H	L	57-59
1/23/06	1/2	A	L	53-75

East Carolina 2-0

2/15/75		N1	W	82-81
11/24/85	9/nr	H	W	74-56



Lady Vol Patricia Roberts goes over and beyond opponents from ETSU.

East Tennessee State 17-2-1

1/31/24		H	L	16-22
2/2/25		A	T	25-25
2/20/26		H	W	50-16
2/1/69		H	W	40-32
2/12/71		A	L	56-62
2/27/71		HP	W	54-45
2/4/72		H	W	78-56
2/6/73		A	W	54-44
2/11/74		H	W	55-36
2/23/74		N9	W	54-41
1/18/75		H	W	80-36
1/25/75		A	W	85-72
2/21/75		H	W	97-41
1/24/77	12/nr	H	W	100-57
2/3/77	12/nr	A	W	102-46
1/3/79	5/nr	A	W	82-59
2/5/80	5/nr	H	W	90-48
1/17/81	7/nr	A	W	81-66
2/28/81	4/nr	N3	W	75-48
1/8/86	11/nr	H	W	98-39

Eastern Illinois 1-0

12/7/85	11/nr	N46	W	75-69
---------	-------	-----	---	-------

Eastern Kentucky 8-1

2/10/73		HP	W	53-42
1/15/74		H	W	51-41
2/25/75		A	W	100-70
2/11/76		H	L	68-89
2/12/77	12/nr	A	W	84-70
2/22/78	1/nr	H	W	90-67
11/27/78	1/nr	A	W	91-67
12/19/87	3/nr	H	W	115-40
2/24/93	1/nr	A	W	95-58

Edinboro 0-1

1/10/76		H	L	68-70
---------	--	---	---	-------

Farragut School 0-4

2/18/1905		A	L	8-14
-----------	--	---	---	------

Date	Rank UT/Opp	Site	W/L	Score
------	-------------	------	-----	-------

2/25/1905		H	L	6-10
1/27/1906		H	L	2-15
2/14/1908		A	L	4-15

Florida 34-2

2/8/80	5/nr	H	W	118-44
11/28/81	2/nr	A	W	85-73
2/1/82		H	W	83-67
1/23/83	8/nr	A	W	94-62
2/2/83	8/nr	H	W	70-69
1/8/84	8/nr	A	W	78-70
1/31/84	9/nr	H	W	69-49
1/21/85		H	W	69-61
2/10/85		A	W	83-74
2/2/86	10/nr	H	W	82-60
1/17/87	2/nr	A	W	90-72
2/21/88	3/nr	H	W	108-53
2/18/89	3/nr	A	W	85-52
2/17/90	4/nr	H	W	75-42
3/3/90	3/nr	N51	W	81-56
1/16/91	4/nr	A	W	71-70 (OT)
2/22/92	2/nr	H	W	90-69
2/21/93	1/nr	A	W	88-75
12/18/93	1/nr	H	W	84-69
2/1/95	2/14	A	W	76-69
1/2/96	4/21	H	W	87-67
3/3/96	5/18	N65	W	74-63
1/21/97	8/19	A	L	62-71
1/10/98	1/12	H	W	99-60
1/21/99	1/21	A	W	77-64
2/26/99	2/nr	N65	W	92-80
2/13/00	2/nr	H	W	97-78
3/3/00	2/nr	N65	W	91-79
2/11/01	2/6	A	W	103-73
1/3/02	2/15	A	W	88-64
1/31/02	2/12	H	W	86-66
1/19/03	5/nr	A	W	94-53
2/9/03	3/nr	H	W	79-40
2/19/04	3/nr	H	W	88-79
2/3/05	5/nr	A	W	91-82 (OT)
2/26/06	5/nr	H	L	93-95 (OT)

Florida A&M 1-0

3/16/95	3/nr	H	W	96-59
---------	------	---	---	-------

Florida Atlantic 2-0

2/14/90	4/nr	H	W	95-73
1/21/92	4/nr	H	W	108-26

Florida International 1-0

3/18/95	3/nr	H	W	70-44
---------	------	---	---	-------

Florida State 2-0

2/8/85		A	W	67-56
1/26/86	11/nr	H	W	89-43

Fordham 1-0

3/17/79	6/nr	A24	W	76-54
---------	------	-----	---	-------

French National Team n/a

11/21/88		H	W-ex	81-54
----------	--	---	------	-------

FTC-Diego Budapest n/a

11/2/99		H	W-ex	82-63
---------	--	---	------	-------

Fullerton State 1-0

12/16/79	3/nr	A	W	88-57
----------	------	---	---	-------

Furman 4-0

2/16/73		N1	W	71-43
2/15/74		N1	W	68-39
2/12/76		N1	W	73-50
3/18/00	2/nr	H	W	90-38

George Mason 1-0

12/6/97	1/nr	N80	W	93-61
---------	------	-----	---	-------

George Washington 7-0

12/29/92	1/nr	N64	W	73-53
11/27/01	2/22	A	W	88-57
11/26/02	4/21	H	W	83-61
12/30/03	5/nr	A	W	65-51
11/23/04	1/nr	H	W	71-41



Opponents were glad when Chamique Holdsclaw and Kellie Jolly graduated — they recorded 131 wins in 148 games.

Date	Rank UT/Opp	Site	W/L	Score
------	-------------	------	-----	-------

12/7/05	1/nr	A	W	59-43
3/21/06	8/nr	N118	W	66-53

Georgia 36-14

2/15/69		N1	W	38-26
12/17/80	6/nr	N30	W	73-68 (OT)
1/17/82	nr/13	A	L	63-66
2/11/82	20/15	H	W	65-52
2/27/82	8/18	N6	W	55-44
1/16/83	8/9	A	W	74-54
2/12/83	6/10	H	W	73-59
3/5/83	8/12	H	L	65-71
3/27/83	9/8	N37	L	63-67
1/22/84	11/4	H	W	64-59
2/19/84	10/4	A	L	65-84
3/25/84	15/3	H	W	73-61
12/9/84	15/3	A	L	72-78
2/2/85	nr/5	H	L	56-72
1/29/86	11/2	A	L	74-84
3/20/86	15/2	N48	W	85-82
1/24/87	3/12	H	W	78-72
1/31/88	4/13	A	W	82-79
3/6/88	3/17	N51	W	82-76
1/29/89	2/5	H	W	78-64
1/28/90	5/4	A	L	76-81
3/4/90	3/6	N51	W	73-54
1/28/91	3/4	H	L	74-81
2/15/92	3/nr	A	W	55-51
3/9/92	2/24	N51	W	73-66
2/14/93	1/nr	H	W	71-68
3/6/93	1/nr	N65	L	72-73
2/27/94	1/nr	A	W	75-59
3/5/94	1/nr	N65	W	86-72
2/25/95	2/9	H	W	83-61
4/1/95	3/12	N16	W	73-51
1/8/96	4/7	A	L	71-77
3/31/96	4/5	N73	W	83-65
12/8/96	4/5	H	L	93-94 (OT)
1/14/98	1/19	A	W	96-71
1/28/98	1/17	H	W	102-43
1/14/99	1/4	H	W	102-69
1/28/99	1/4	A	W	95-79
2/28/99	2/14	N65	W	85-69
1/17/00	2/7	A	L	51-78
1/18/01	2/4	H	W	85-69
2/10/02	3/22	A	W	52-50
3/1/02	3/24	N101	W	81-67
2/20/03	3/18	H	W	87-60

SCORES TEAM-BY-TEAM

Date	Rank UT/Opp	Site	W/L	Score
Georgia State 1-0				
3/15/02	6/nr	H	W	98-68
Georgia Tech 3-0				
2/2/87	5/nr	H	W	100-74
1/11/88	4/nr	A	W	96-79
2/15/89	3/nr	H	W	88-71
Gonzaga 1-0				
11/25/05	2/nr	N117	W	79-65
Grambling State 1-0				
3/15/97	10/nr	H	W	91-54
Greek National Team n/a				
8/13/03	A110	L-ex		79-85
8/16/03	A110	W-ex		59-50
Hawaii Pacific 1-0				
12/20/85	13/nr	A	W	130-38
Hiwassee JC 1-0				
1/28/74	N8	W		61-31
Hungarian National Team n/a				
11/13/83	H	W-ex		94-80
Illinois 7-0				
11/27/85	9/nr	H	W	71-57
1/3/88	3/nr	A	W	93-59
11/25/88	1/nr	N56	W	81-50
1/2/90	5/nr	H	W	84-57
12/21/90	9/nr	A	W	85-52
12/12/97	1/nr	H61	W	78-68
11/25/00	2/nr	N96	W	111-62
Illinois State 2-0				
1/10/81	9/nr	H	W	64-52
3/21/81	2/nr	H	W	78-63
Immaculata 1-0				
3/26/77	5/2	N16	W	91-71
Indiana 1-0				
11/27/87	1/nr	N54	W	91-52
Iowa 2-1				
3/16/86	15/14	H	W	73-68
1/30/86	3/8	A49	W	74-56
3/27/93	2/4	A48	L	56-72
Jackson State 1-0				
3/13/82	8/nr	H	W	72-56
James Madison 2-0				
3/8/74	A11	W		74-43
3/24/88	1/14	N32	W	72-52
Kansas 2-0				
3/23/96	4/20	N72	W	92-71

Date	Rank UT/Opp	Site	W/L	Score
11/17/96	4/12	H74	W	79-60
Kansas State 4-0				
3/24/77	5/20	N16	W	81-69
3/15/80	2/14	H	W	84-64
1/7/82	20/nr	H	W	83-68
12/6/85	11/nr	N46	W	68-56
Kentucky 40-6				
1/24/76		N13	W	70-67
11/13/76		H	W	107-53
1/7/77	16/18	A	W	82-57
1/28/78	3/nr	A	W	92-90 (OT)
2/25/78	1/nr	H	W	99-66
3/10/78	1/nr	N20	W	76-60
1/20/79	4/nr	A	L	64-66
2/17/79	6/nr	H	W	89-51
2/2/80	6/17	A	W	91-83 (OT)
2/6/81	11/10	H	W	81-65
3/13/81	3/10	N32	W	58-49
1/28/82	nr/8	H	W	81-75
2/18/82	13/14	A	W	65-61
2/28/82	11/13	A6	L	74-80
2/9/83	6/4	A	W	95-85
2/27/83	8/6	H	L	69-81
1/25/84	11/nr	A	W	75-63
2/12/84	6/nr	H	W	67-65
1/23/85	nr/15	H	L	72-76 (OT)
2/13/85	nr/19	A	W	77-66
1/24/86	11/nr	A	L	82-96
1/11/87	2/nr	H	W	76-64
2/18/88	3/nr	A	W	99-75
3/5/88	3/nr	N51	W	100-66
1/21/89	2/nr	H	W	101-57
1/22/90	3/nr	A	W	76-60
1/12/91	4/nr	H	W	80-70
2/8/92	4/nr	A	W	77-52
3/8/92	2/nr	N51	W	94-80
2/6/93	1/25	H	W	85-61
2/18/94	1/nr	A	W	95-89 (OT)
2/19/95	2/nr	H	W	67-41
3/4/95	2/nr	N65	W	74-62
1/14/96	4/nr	A	W	60-45
1/12/97	9/nr	H	W	84-61
1/18/98	1/nr	A	W	93-65
1/17/99	1/nr	H	W	98-60
1/23/00	2/nr	A	W	71-65
1/30/00	4/nr	H	W	77-48
1/21/01	2/nr	A	W	110-38
1/27/01	3/nr	H	W	83-39
2/24/02	4/nr	H	W	89-64
3/2/03	3/nr	A	W	84-69
1/29/04	1/nr	A	W	81-72
1/23/05	7/nr	H	W	67-49
1/26/06	1/nr	A	L	63-66

Date	Rank UT/Opp	Site	W/L	Score
Kiev Dynamo n/a				
11/5/00		H	W-ex	144-52
Knoxville *1-0				
1/19/71		*	(W)*	*
Knoxville High School 0-1				
2/12/10		H	L	4-6
2/25/10		A	*	*
Knoxville YWCA 2-0				
3/8/20		H	W	30-1
2/5/26		H	W	52-16
LaSalle 1-0				
3/18/89	1/18	H	W	91-61
Liberty 1-0				
3/14/98	1/nr	H	W	102-58
Lithuania n/a				
11/11/95		H	W-ex	85-49
Long Beach State 3-3				
12/18/79	3/8	N26	L	68-71
12/13/83	9/5	A	L	51-56
3/27/87	7/4	N52	W	74-64

Date	Rank UT/Opp	Site	W/L	Score
12/3/88	1/2	H	W	88-74
3/25/89	1/7	N45	W	94-80
12/19/89	4/8	A	L	58-62
Longwood 1-0				
3/9/73		N6	W	61-43
Louisiana-Monroe 0-1				
11/30/84	12/nr	N43	L	53-68
Louisiana State 34-9				
12/17/77	1/2	N15	W	72-63
1/9/78	3/4	A	L	62-72
2/6/78	3/1	H	W	86-68
1/24/79	7/17	A	L	80-85 (OT)
1/29/79	7/17	H	W	92-48
1/28/80	4/nr	H	W	96-73
12/10/80	3/nr	A	W	88-73
12/17/82	9/nr	A	W	83-73
2/3/84	9/8	H	W	82-80
2/27/85	18/nr	H	W	85-78
1/20/86	11/8	H	W	60-50
3/22/86	15/9	N48	W	67-65
2/7/87	5/9	A	W	84-73
3/5/87	8/14	N51	W	64-63
2/13/88	4/nr	H	W	89-82
2/10/89	3/18	A	W	89-65
2/10/90	5/14	H	W	86-60
1/21/91	4/10	A	W	79-77
3/4/91	3/10	N51	L	75-80
1/8/92	3/22	H	W	85-69
3/7/92	2/nr	N51	W	70-65
1/7/93	2/nr	A	W	95-61
1/9/94	1/nr	H	W	91-69
1/7/95	1/nr	A	W	102-68
2/22/96	5/nr	H	W	88-75
2/22/97	8/13	A	L	78-83
3/1/97	8/9	N65	W	100-99 (OT)
2/22/98	1/nr	H	W	90-58
2/21/99	1/24	A	L	69-72
1/6/00	2/16	A	W	86-50
2/20/00	2/9	H	W	80-48
1/4/01	2/11	H	W	89-70
2/18/01	2/13	A	W	75-73
1/13/02	2/nr	H	W	79-67
3/2/02	3/nr	N101	L	80-81
2/23/03	3/4	A	W	68-65
3/9/03	3/6	N107	L	62-78
2/29/04	2/15	H	W	85-62
4/4/04	2/19	N113	W	52-50
2/10/05	5/1	A	L	58-68
3/6/05	5/1	N114	W	67-65
2/9/06	5/3	H	L	69-72
3/5/06	8/3	N107	W	63-62

Date	Rank UT/Opp	Site	W/L	Score
Louisiana Tech 21-17				
12/16/78	1/16	N15	L	56-64
3/23/79	3/2	N25	L	84-102
12/7/79	4/2	H	W	73-71
12/15/80	3/1	A	L	53-77
3/29/81	2/1	N33	L	59-79
1/10/82	nr/1	H	L	64-72
3/26/82	8/1	N35	L	46-69
12/14/82	9/2	A	L	64-80
1/18/84	12/1	H	L	63-81
12/13/84	15/7	A	L	57-73
2/10/86	14/3	H	L	56-59
2/9/87	7/5	A	L	60-72
3/29/87	7/3	N52	W	67-44
2/15/88	3/5	H	W	76-74
4/1/88	1/5	N55	L	59-68
11/27/88	1/6	N56	W	62-61 (OT)
2/14/89	3/2	A	W	72-65
12/9/89	1/2	H	L	58-59
2/5/91	5/nr	A	W	77-74
11/22/91	1/21	H	W	90-70
12/18/92	1/11	A	W	83-76
12/22/93	1/10	H	W	94-60
3/24/94	1/6	N67	L	68-71
11/20/94	1/3	N66	W	69-62
1/9/95	1/3	A	W	62-56

Date	Rank UT/Opp	Site	W/L	Score
1/22/96	4/1	H	W	77-72
11/20/96	3/11	N75	L	64-66
2/24/97	8/6	A	L	80-98
11/21/97	1/2	H	W	75-61
3/29/98	1/4	N84	W	93-75
11/30/98	3/2	A	W	92-73
11/14/99	2/6	H69	L	64-69
12/10/00	2/12	A	W	70-62
11/23/01	2/5	H	W	90-75
12/4/02	4/15	A	W	60-35
12/7/03	3/10	H	W	85-65
12/15/04	9/nr	A	W	70-59
12/15/05	1/nr	H	W	83-59
Maine 2-0				
12/13/90	10/nr	A	W	77-64
11/24/91	1/nr	H	W	86-71
Manhattan 1-0				
12/7/97	1/nr	A	W	78-28
Marathon Oil n/a				
11/19/85		H	W-ex	82-57
Marquette 1-0				
11/23/96	3/nr	N76	W	83-68
Mars Hill 1-0				
1/31/75		H	W	87-54
Marshall 3-0				
1/13/73		H	W	49-39
1/9/74		H	W	44-40
1/6/77	16/nr	HG	W	114-39
Martha Washington 3-0				
3/18/20		H	W	18-10
2/23/23		A	W	29-26
2/12/24		H	W	24-12
Martigny BBC (Switzerland) n/a				
8/19/99		A90	W-ex	126-50
Maryland 10-3				
3/1/778	1/6	N21	L	69-75
12/29/78	5/4	N23	L	79-85
3/18/80	2/6	H	W	93-76
1/15/81	7/14	A	W	93-91 (OT)
3/24/81	2/9	H	W	79-67
2/20/82	13/9	H	W	70-62
3/31/89	1/5</			

SCORES TEAM-BY-TEAM



Kristen "Ace" Clement directs traffic from the sidelines of the 2000 NCAA title game.

Date	Rank UT/Opp	Site	W/L	Score
------	-------------	------	-----	-------

Maryville All-Stars **1-0**

1/20/72		H	W	35-29
---------	--	---	---	-------

Memphis **26-1**

3/1/74		N10	W	57-50
3/2/74		N10	W	52-41
3/6/76		N4	W	71-69 (OT)
1/29/77	10/15	A	W	81-72
3/5/77	12/18	N10	W	82-72
2/17/78	1/15	H18	W	89-77
3/3/78	1/13	N19	W	87-76
2/24/79	6/17	A	L	75-79
1/21/80	5/nr	H	W	86-48
3/19/82	8/15	H	W	78-63
2/24/86	14/nr	A	W	94-79
1/28/87	3/nr	H	W	91-81
1/27/88	4/nr	A	W	97-73
2/6/89	3/nr	H	W	85-50
1/11/90	5/nr	A	W	88-69
2/21/91	4/nr	H	W	93-46
2/19/92	2/nr	A	W	118-59
2/16/93	1/nr	H	W	90-46
12/30/93	1/nr	A	W	79-65
11/26/94	1/nr	H	W	95-66
12/31/95	5/nr	A	W	84-63
12/3/96	4/nr	H	W	79-63
2/12/98	1/nr	A	W	91-65
2/16/99	1/nr	H	W	113-39
12/7/99	2/nr	A	W	92-69
12/15/00	2/nr	H	W	98-60
12/29/01	2/nr	A	W	92-66

Mercer **0-1**

12/7/74		H	L	83-84
---------	--	---	---	-------

Mexican National Team **n/a**

11/18/91		H	W-ex	96-63
----------	--	---	------	-------

Miami (Ohio) **1-0**

11/23/77	1/nr	H	W	100-33
----------	------	---	---	--------

Michigan State **2-1**

3/23/77	5/17	N16	W	76-62
4/3/05	3/6	N116	L	64-68
11/24/05	2/9	N117	W	83-55

Middle Tennessee State ***14-0**

1/15/71		H	(W)*	*
1/15/72		H	W	55-45
3/2/72		H	W	47-39
1/17/73		A	W	43-42
3/2/73		N5	W	58-43
2/1/74		H	W	77-33
1/10/75		H	W	69-32
3/6/76		N4	W	73-70
3/3/77	12/nr	N10	W	87-66
1/17/78	2/nr	A	W	87-79

Date	Rank UT/Opp	Site	W/L	Score
------	-------------	------	-----	-------

12/5/78	1/nr	H	W	87-63
11/26/79	4/nr	A	W	63-48
2/27/81	4/nr	N3	W	66-47
3/17/84	15/nr	H	W	70-52

Milligan **5-0**

1/29/71		H	W	56-29
2/27/71		HP	W	*
1/28/72		A	W	72-26
2/9/73		H	W	58-27
3/3/76		A	W	112-43

Minnesota **1-0**

12/4/83	7/nr	H	W	54-50
---------	------	---	---	-------

Minsk (Belarus) **n/a**

1/5/92		N62	L-ex	82-84
--------	--	-----	------	-------

Mississippi **29-7**

1/17/77	13/nr	A	W	58-56
2/14/77	12/nr	H	W	74-63
1/7/78	3/nr	A	W	65-61
2/4/78	3/nr	H	W	87-79
2/10/80	5/nr	H	W	85-71
1/8/83	12/15	A	W	69-67
3/25/83	9/13	N37	W	90-83 (3 OT)
2/15/84	6/7	H	L	65-67
3/3/85	15/6	A44	W	79-71
3/22/85	13/6	N45	L	60-63
2/5/86	10/8	A	L	54-68
3/1/86	14/12	N40	L	78-83
1/31/87	3/8	H	L	65-69
2/6/88	4/7	A	W	78-67
1/14/89	2/3	H	W	68-61
3/5/89	2/12	N51	W	82-60
1/13/90	5/nr	A	W	63-57
1/26/91	4/15	H	W	64-54
1/18/92	2/10	A	L	78-80 (OT)
1/16/93	2/nr	H	W	64-53
2/16/94	1/nr	A	W	70-60
1/29/95	2/16	H	W	83-48
2/4/96	3/20	A	L	78-72
3/2/96	5/23	N65	W	73-51
2/2/97	9/nr	H	W	74-72
11/18/97	1/nr	H	W	92-54
2/4/98	1/nr	A	W	91-45
12/29/98	2/nr	A	W	92-51
2/4/99	1/nr	H	W	96-58
2/10/00	2/nr	A	W	70-49
2/8/01	2/nr	H	W	119-52
2/21/02	4/nr	A	W	86-69
2/6/03	3/nr	H	W	86-43
2/22/04	3/nr	A	W	85-69
2/6/05	5/nr	H	W	99-67
2/2/06	5/nr	A	W	78-63

Mississippi Gulf Coast JC **2-0**

12/18/76	19/nr	N15	W	89-60
12/15/77	5/nr	N15	W	83-35

Mississippi State **25-0**

2/22/86	15/nr	A	W	72-51
2/21/87	9/nr	H	W	84-53
2/8/88	4/nr	A	W	81-74
1/16/89	2/nr	H	W	79-54
2/7/90	5/nr	A	W	76-55
1/2/91	5/nr	H	W	91-63
2/12/92	3/nr	A	W	78-56
1/9/93	2/nr	H	W	109-62
1/22/94	1/nr	A	W	82-62
1/21/95	2/nr	H	W	81-58
2/10/96	6/nr	A	W	92-76
2/9/97	9/nr	H	W	104-39
2/9/98	1/nr	A	W	74-52
2/27/98	1/nr	N82	W	88-60
2/6/99	1/nr	H	W	94-53
2/17/00	2/22	A	W	79-75
3/5/00	3/17	N65	W	70-67
1/15/01	2/21	H	W	66-59
2/14/02	3/nr	A	W	80-78
1/26/03	4/12	H	W	82-68

Date	Rank UT/Opp	Site	W/L	Score
------	-------------	------	-----	-------

3/8/03	3/10	N107	W	76-75
1/11/04	5/nr	A	W	61-53
3/5/04	1/nr	N101	W	67-57
2/24/05	5/nr	H	W	78-56
1/15/06	1/nr	A	W	79-56

Missouri **2-0**

1/14/78	2/18	H	W	101-83
12/9/78	1/19	A22	W	74-61

Montana **2-0**

11/28/93	1/nr	H	W	82-66
12/19/94	1/nr	A	W	66-61

Montclair State **0-1**

12/2/77	1/7	N17	L	80-87
---------	-----	-----	---	-------

MTK Budapest (Hungary) **n/a**

11/30/92		H	W-ex	84-70
----------	--	---	------	-------

Nebraska **2-0**

1/7/80	5/nr	H	W	82-42
12/1/84	12/nr	N43	W	77-58

Nevada-Las Vegas **1-0**

12/19/79	3/15	A26	W	84-64
----------	------	-----	---	-------

North Carolina **12-2**

3/9/78	1/nr	A20	W	92-66
2/3/79	8/nr	H	W	95-57
12/1/79	4/nr	A	W	66-55
1/26/81	7/nr	H	W	76-72
1/30/82		A	W	76-62
11/24/82	4/nr	H	W	108-65
1/2/84	11/nr	A	W	75-59
12/7/84	16/nr	H	W	84-70
1/11/86	11/19	A	L	68-82
1/4/87	1/nr	H	W	87-68
2/25/88	3/nr	A	W	88-65
3/25/93	2/17	N48	W	74-54
3/23/98	1/7	N83	W	76-70
3/28/06	6/1	N93	L	63-75

North Carolina A&T **1-0**

3/16/94	1/nr	H	W	111-37
---------	------	---	---	--------

North Carolina State **12-3**

3/12/76		N14	L	85-86
1/2/78	3/5	H	W	70-65
3/11/78	1/5	N20	W	64-62
1/13/79	4/8	A	W	79-66
1/4/80	5/8	H	W	67-58
2/21/81	7/15	A	W	72-63
2/6/83	6/19	H	W	91-78
1/14/84	8/16	A	L	59-65
1/19/85	nr/17	H	W	72-57
1/13/86	12/17	A	W	67-65
12/6/86	3/20	H	W	86-65
12/1/90	3/7	A	L	77-90
1/29/00	4/8	N93	W	83-63
12/2/01	2/8	N99	W	93-56
11/21/04	1/nr	A	W	64-54

North Carolina-Charlotte **3-0**

3/1/87	8/nr	H	W	91-44
12/2/91	1/nr	A	W	79-56
12/9/92	1/nr	H	W	89-45

North Carolina-Greensboro **0-2**

2/19/72		N1	L	36-51
2/13/76		N1	L	79-81 (OT)

Northern Illinois **3-0**

12/20/87	3/nr	H	W	103-76
2/5/90	5/23	H	W	83-62
1/24/92	4/nr	A	W	78-61

Northwestern **3-0**

1/20/87	3/nr	A	W	74-71
1/5/88	4/nr	H	W	78-65
3/20/93	2/nr	H	W	89-66

Notre Dame **17-0**

11/25/83	5/nr	A39	W	71-56
----------	------	-----	---	-------

Date	Rank UT/Opp	Site	W/L	Score
------	-------------	------	-----	-------

11/24/84	14/nr	H	W	62-57
12/9/85	11/nr	A	W	71-63
2/14/87	7/nr	H	W	90-55
2/3/88	4/nr	A	W	91

SCORES TEAM-BY-TEAM

Date	Rank UT/Opp	Site	W/L	Score
1/6/90	5/22	H	W	81-61
3/17/90	4/nr	H	W	87-68
1/6/91	5/nr	A	W	93-62
2/4/92	4/nr	H	W	75-59
1/2/93	1/nr	A	W	68-60
1/13/94	1/nr	H	W	90-49
1/24/95	2/nr	A	W	77-54
1/11/96	4/15	H	W	69-47
1/7/97	9/2	A	L	72-83
3/30/97	10/2	N78	W	68-59
2/7/98	1/3	H	W	85-61
1/19/99	1/12	A	W	77-61
1/3/00	2/21	H	W	113-55
1/28/01	3/nr	A	W	87-70
1/8/02	2/25	H	W	74-62
1/7/03	5/nr	A	W	91-63
1/4/04	5/nr	H	W	66-42
1/2/05	8/nr	A	W	68-58
1/2/06	1/nr	H	W	83-67

Oregon 1-0

3/17/97	10/nr	H	W	76-59
---------	-------	---	---	-------

Oregon State 2-0

12/18/81	14/nr	N34	W	73-62
12/16/87	3/nr	A	W	91-56

Penn State 8-1

12/30/78	5/11	N23	W	74-72
2/7/82	20/14	H	W	98-74
1/30/83	8/19	A	W	75-60
1/29/84	9/nr	H	W	68-65
1/27/85	nr/12	A	L	74-79
12/28/91	3/7	H61	W	82-81
12/10/94	1/7	N68	W	78-74
12/3/95	2/12	N70	W	79-67
3/29/03	4/15	H	W	86-58

Pesaro (Italy) n/a

8/10/03		N109	W-ex	58-13
---------	--	------	------	-------

Pittsburgh 3-0

12/16/77	5/nr	N15	W	83-55
1/28/83	8/nr	A	W	73-60
1/4/84	11/nr	H	W	88-64

Polish National Team n/a

12/2/80		H	W-ex	76-49
---------	--	---	------	-------

Portland 2-0

11/30/97	1/nr	A	W	74-51
11/13/98	2/nr	H	W	94-57

Prague Univ. (Czechoslovakia) n/a

6/17/87		N53	L-ex	62-85
---------	--	-----	------	-------

Premier Players n/a

11/16/02		H	W-ex	95-76
----------	--	---	------	-------

Princeton 1-0

12/20/05	1/nr	H	W	107-39
----------	------	---	---	--------

Providence 3-0

11/29/86	3/nr	N49	W	86-70
1/25/93	2/nr	H	W	93-50
2/11/94	2/nr	A	W	83-73

Puerto Rico-Mayaguez 1-0

11/29/02	4/nr	A	W	136-26
----------	------	---	---	--------

Purdue 6-1

12/6/94	1/15	H	W	81-63
12/2/95	3/7	N70	W	81-63
12/8/95	2/10	A71	W	82-68
1/17/97	8/nr	H	W	72-60
11/15/98	1/5	A85	L	68-78
12/2/99	3/17	H	W	72-66
3/22/05	3/nr	H	W	75-54

Radford 1-0

3/16/96	4/nr	H	W	97-56
---------	------	---	---	-------

Remus Austria Power n/a

11/4/01		H	W-ex	108-69
---------	--	---	------	--------

Richmond 1-0

1/14/91	2/nr	H	W	80-54
---------	------	---	---	-------

Roanoke 1-0

3/8/74		N11	W	68-47
--------	--	-----	---	-------

Romanian National Team n/a

8/15/03		N110	W-ex	88-74
---------	--	------	------	-------

Roque-Bruen (France) n/a

8/22/99		A92	W-ex	114-45
---------	--	-----	------	--------

Rutgers 12-3

3/16/79	6/3	N24	W	79-69
1/23/82	nr/3	A	L	57-68
1/19/83	8/16	H	W	81-61
12/30/88	1/10	A57	W	93-53
3/21/92	2/nr	H	W	97-56
1/19/93	2/nr	H	W	93-74
1/17/94	1/nr	A	L	77-87
3/21/98	1/nr	N83	W	92-60
1/3/99	2/15	N87	W	68-54
3/31/00	2/8	N95	W	64-54
1/2/01	2/9	N87	W	58-51
12/11/03	2/nr	H	W	59-49
12/29/04	8/24	A	L	51-65
3/29/05	3/9	N115	W	59-49
3/26/06	6/9	N93	W	76-69

Saint Louis 1-0

12/1/02	4/nr	N105	W	75-40
---------	------	------	---	-------

San Jose State 1-0

12/15/79	3/nr	A	W	81-70
----------	------	---	---	-------

Santa Clara 1-0

12/16/91	3/nr	A	W	73-71
----------	------	---	---	-------

Shorter 1-0

1/11/75		H	W	109-74
---------	--	---	---	--------

Solna (Sweden) n/a

1/4/92		N62	W-ex	70-65
--------	--	-----	------	-------

South Carolina 36-2

2/18/72		N1	W	44-30
3/10/73		N6	L	54-59
2/16/74		N1	W	72-45
1/15/79	4/nr	H	W	62-54
3/9/79	8/15	H	W	76-64
1/23/80	4/8	A	L	52-56
3/7/80	3/7	A27	W	67-54
3/21/80	2/4	N28	W	75-72
1/12/81	9/10	H	W	65-54
1/25/82	nr/12	A	W	87-81
12/4/82	4/13	N36	W	84-62
2/16/83	4/nr	H	W	87-67
2/8/84	7/nr	A	W	71-66

South Carolina State 2-0

3/19/83	9/nr	H	W	86-51
11/22/83	5/nr	H	W	85-69

South Korean National Team n/a

6/19/87		N53	L-ex	74-86
---------	--	-----	------	-------

Southern California 8-7

2/2/81	10/8	H	W	78-71
12/9/81	10/4	A	L	70-86
3/21/82	8/5	H	W	91-90
12/6/82	5/1	H	L	71-81
11/26/83	5/1	N39	L	64-78
12/8/83	7/1	A	L	66-81 (OT)
4/1/84	15/5	N41	L	61-72
1/8/85	nr/6	H	W	71-60
12/13/85	11/4	A	L	77-85
3/28/86	15/3	N6	L	59-83
12/28/86	1/7	N50	W	89-75
12/6/88	1/17	H	W	102-69
12/22/89	4/nr	A	W	87-53
11/18/01	2/nr	H	W	106-66
12/14/02	4/nr	A	W	71-39

Southern Illinois 2-0

11/19/84	14/nr	N42	W	56-54
1/23/89	2/nr	H	W	78-44

Southwest Missouri State 1-0

3/17/91	4/nr	H	W	55-47
---------	------	---	---	-------

Soviet National Team n/a

11/29/79		H	L-ex	59-102
----------	--	---	------	--------

St. John's 1-0

12/3/82	4/nr	N36	W	69-56
---------	------	-----	---	-------

St. Joseph's 5-0

12/27/86	1/nr	N50	W	76-66
11/25/95	4/nr	H	W	75-54
1/2/97	8/nr	A	W	64-52
11/16/98	4/nr	H	W	108-63
12/19/99	2/nr	A	W	82-59

St. Mary's (CA) 1-0

3/18/01	3/nr	H	W	92-75
---------	------	---	---	-------

St. Mary's Nursing 1-0

1/18/74		H	W	53-39
---------	--	---	---	-------

Stanford 18-4

12/18/88	1/5	H	W	83-60
12/15/89	2/3	A	L	71-85
11/25/90	6/2	H	W	95-80
12/30/90	7/8	N58	W	84-77
3/30/91	4/11	N59	W	68-60
12/14/91	1/3	A	L	95-96

Stephen F. Austin 3-3

12/15/78	1/5	N15	L	60-69
1/4/80	5/2	H	W	79-69
12/13/80	3/17	A	L	68-72
11/22/81	2/18	H	L	74-80
12/11/82	5/nr	A	W	76-67
12/5/92	2/8	N56	W	94-71

Stetson 4-0

12/3/87	1/nr	H	W	102-59
1/9/89	2/nr	A	W	97-62
11/26/89	1/nr	H	W	112-39
11/20/05	2/nr	H	W	83-33

Stockholm Human Rights (08) n/a

11/3/02		H	W-ex	116-50
---------	--	---	------	--------

Sullins 1-1

2/24/23		A	L	12-15
3/5/69		H	W	70-34

TCU 4-0

11/27/00	2/nr	A	W	83-61
2/11/03	3/nr	H	W	86-72
1/2/04	5/19	A	W	74-66
12/19/04	9/nr	H	W	82-55

Temple 2-0

11/28/04	1/nr	H	W	52-48
12/28/05	1/nr	A	W	75-50

Tennessee School for the Deaf 0-0-1

1/16/1909		H	T	12-12
-----------	--	---	---	-------

Tennessee State 2-0

2/17/86	15/nr	H	W	114-63
2/27/88	3/nr	H	W	104-51

Tennessee Tech 16-12

1/23/69		H	W	45-43
1/28/70		A	L	45-59
2/11/70		H	L	48-60
3/3/73		N5	L	45-48
3/10/73		N6	L	49-61
2/9/74		A	W	65-51
3/2/74		A10	L	51-54
1/27/75		A	L	73-96
2/4/75		H	L	74-76
1/24/76		A13	L	61-83 (OT)
2/6/76		H	L	84-89
3/4/76		N4	L	76-91
2/7/77	12/6	A	L	65-70
2/25/77	12/6	H	W	80-67 (OT)
3/4/77	12/6	A10	L	70-76
3/12/77	10/7	N3	W	72-59
12/3/77	1/nr	N17	W	65-60
12/16/77	5/nr	N15	W	79-64
1/18/78	3/nr	A	W	82-81
2/18/78	1/nr	H18	W	80-64
3/4/78	1/nr	N19	W	92-73
2/15/79	6/nr	H	W	80-75 (OT)
3/3/79	8/nr	H	W	85-60
2/12/80	4/nr	A	W	68-66
3/1/80	4/20	A10	W	83-66
2/12/81	7/nr	H	W	69-63



SCORES TEAM-BY-TEAM

Date	Rank UT/Opp	Site	W/L	Score
3/15/87	7/nr	H	W	95-59
2/2/91	3/nr	H	W	94-67
Tennessee Tech JV 1-0				
1/23/76	A13	W		74-51
Tennessee-Martin 12-2				
3/4/71	N3	L		26-39
3/3/72	H	L		42-53
3/2/73	N5	W		59-57
3/3/73	N5	W		61-57
2/7/75	A	W		92-76
12/10/75	H	W		77-50 (OT)
3/5/76	N4	W		77-62 (OT)
2/12/79	6/nr	H	W	124-60
3/2/79	8/nr	H	W	96-51
2/16/80	4/nr	A	W	69-55
2/28/80	4/nr	N10	W	81-35
2/26/81	4/nr	N3	W	71-41
11/23/97	1/nr	A	W	73-32
11/19/99	5/nr	H	W	133-60
Texas 16-11				
12/8/78	1/10	N22	W	84-60
12/9/82	5/10	A	L	59-74
12/1/83	5/4	H	L	65-66
12/11/84	15/2	A	L	60-91
12/1/85	11/1	H	L	52-74
12/14/86	3/1	A	W	85-78
12/29/86	1/2	N50	L	74-88
12/9/87	1/2	H	L	78-97
1/31/89	2/11	A	L	67-69
1/20/90	3/6	H	W	76-70
2/23/91	4/15	A	W	64-55
12/19/91	3/19	N60	W	86-72
2/25/92	2/4	H	W	86-68
2/2/93	1/13	A	W	72-58
1/25/94	2/nr	H	W	94-60
12/28/94	1/nr	A	W	66-54
12/10/95	2/nr	H	W	83-67
12/21/96	6/13	A	W	68-65
12/3/97	1/nr	H	W	98-64
11/28/98	3/nr	A	W	86-65
12/30/99	2/25	H	W	106-76 (OT)
12/22/00	2/15	A	W	67-59
2/12/02	3/18	H	L	66-69
12/21/02	4/22	A	L	62-63
12/28/03	2/5	H	L	60-70
11/25/04	1/4	A	L	59-74
12/1/05	2/16	H	W	102-61
Texas A&M 1-0				
12/19/97	1/nr	N81	W	105-81
Texas Tech 5-0				
3/25/95	3/5	H	W	80-59
11/27/95	3/10	H	W	81-44
12/18/96	6/11	A	W	79-71
3/27/00	2/11	N94	W	57-44
3/27/05	3/14	N115	W	75-59
Toledo 1-0				
12/18/85	13/nr	N47	W	81-63
Tusculum 1-0				
2/15/26	A	W		37-12
UCLA 14-1				
1/5/79	5/4	H	W	88-74
3/25/79	3/6	N25	W	104-86
12/13/79	3/11	A	W	80-77
1/3/81	7/8	H	L	62-65
12/13/81	14/17	A	W	71-66
12/10/83	7/nr	A	W	73-70
1/6/85	H	W		72-57
12/15/85	13/nr	A	W	68-64
12/20/86	1/nr	H	W	81-58
12/13/87	1/nr	A	W	89-63
12/20/88	1/nr	H	W	82-50
12/17/89	2/nr	A	W	77-55
12/16/90	10/nr	H	W	113-86
12/21/98	2/8	H	W	100-77

Date	Rank UT/Opp	Site	W/L	Score
11/28/99	5/4	A	W	88-77
UNIMEP Sao Paulo (Brazil) n/a				
6/14/87	A	L-ex		71-104
Union (Ky.) 1-1				
3/11/22	A	L		8-14
3/1/69	N2	W		43-23
Union (Tenn.) 0-3				
2/8/75	A	L		67-80
2/27/75	N12	L		90-95
3/1/75	N12	L		93-94
United States Armed Forces n/a				
11/4/97	H	W-ex		111-54
United States National Team n/a				
11/22/95	H	L-ex		58-82
11/7/99	H	W-ex		65-64
Valdosta State 3-1				
3/18/78	1/8	N21	L	80-83
1/27/79	7/14	H	W	93-73
1/12/80	5/nr	A	W	72-65
11/29/80	3/nr	N29	W	99-84
Valenciennes-Orchies (France) n/a				
8/15/99	A88	W-ex		71-68



Tennessee has faced Vanderbilt 53 times and holds a 47-6 lead in the series. Head Coach Pat Summitt picked up her 900th career victory in Nashville on Jan. 19, 2006.

Date	Rank UT/Opp	Site	W/L	Score
Vanderbilt 47-6				
1/18/76	A	W		96-27
11/21/79	A	W		77-53
12/6/81	10/nr	H	W	99-77
1/4/82	20/nr	A	W	80-63
2/26/82	8/nr	N6	W	80-75
1/12/83	11/nr	H	W	98-70
2/19/83	4/nr	A	W	94-79
2/5/84	7/nr	A	W	82-73
2/26/84	10/nr	H	W	74-72
1/16/85	A	L		77-84
2/16/85	H	W		82-71
2/15/86	14/nr	H	W	94-81
2/4/87	5/14	A	L	76-77
1/17/88	4/nr	H	W	104-67
1/26/89	2/nr	A	W	80-60
2/22/90	4/nr	H	W	88-77
12/6/90	6/nr	A	L	66-80
3/2/91	4/nr	N51	W	62-60
2/2/92	4/13	H	W	70-53
1/30/93	2/1	A	W	73-68
1/31/94	2/9	A	W	84-82
2/13/94	2/12	H	W	79-57
3/7/94	1/13	N65	W	82-57
12/31/94	1/8	A	W	72-70

Date	Rank UT/Opp	Site	W/L	Score
2/12/95	2/7	H	W	75-55
3/6/95	2/9	N65	L	61-67
1/19/96	6/2	H	W	85-82
2/25/96	5/10	A	W	79-71
1/19/97	9/7	A	W	92-79
2/17/97	8/15	H	W	64-59
1/25/98	1/9	H	W	86-54
2/16/98	1/14	A	W	91-60 (OT)
2/28/98	1/14	N82	W	106-45
2/7/99	1/nr	A	W	66-60
2/18/99	1/nr	H	W	89-53
2/4/00	4/nr	H	W	78-52
2/24/00	2/nr	A	W	59-57
3/4/00	2/nr	N65	W	61-53
1/23/01	3/16	A	W	70-64
2/22/01	1/18	H	W	70-66
3/3/01	1/15	N94	L	74-77
2/2/02	2/8	A	L	59-76
2/16/02	3/6	H	W	75-68
3/25/02	6/4	N102	W	68-63
2/2/03	3/17	A	W	81-67
2/27/03	3/17	H	W	91-71
1/22/04	2/nr	H	W	79-54
2/15/04	2/nr	A	W	94-88
1/16/05	8/17	A	W	79-65
2/13/05	5/21	H	W	72-63
3/5/05	5/18	N114	W	76-73
1/19/06	1/19	A	W	80-68
2/12/06	5/22	H	W	70-67
Vermont 2-0				
11/24/96	3/nr	A76	W	87-58
11/25/97	1/nr	H	W	92-52
Villanova 1-0				
3/31/03	4/11	H	W	73-49
Virginia 11-1				
3/10/81	3/nr	H	W	81-54
3/16/85	13/nr	H	W	65-55
3/19/87	7/11	H	W	66-58
3/26/88	1/10	N32	W	84-76
3/23/89	1/nr	N45	W	80-47
3/24/90	4/12	N32	L	75-79
3/31/91	4/2	N59	W	70-67
12/9/94	1/12	N68	W	84-73
11/19/95	6/3	H69	W	78-51 (OT)
3/25/96	4/11	A72	W	52-46 (OT)
3/25/00	2/19	N94	W	77-56
3/24/03	4/nr	H	W	81-51
Virginia State 0-1				
2/21/25	H	L		18-39
Virginia Tech 7-0				
1/4/83	12/nr	A	W	56-47
1/10/84	8/nr	H	W	77-63
11/28/89	1/nr	H	W	81-55
12/3/90	6/nr	A	W	64-54
1/20/94	1/nr	H	W	88-51
2/22/95	5/nr	A	W	66-33
3/20/99	2/13	N25	W	68-52
Visby (Sweden) n/a				
11/8/98	H	W-ex		100-60
Wake Forest 2-0				
3/18/88	1/nr	H	W	94-66
12/29/88	1/nr	N57	W	82-61
Walters State CC 1-0				
1/19/76	H	W		82-57
Washington 1-0				
11/26/88	1/13	N56	W	70-48
Washington State 1-0				
12/16/81	14/nr	N34	W	55-46
West Coast All-Stars n/a				
11/9/03	H	W-ex		86-57
11/14/04	H	W-ex		77-36

Date	Rank UT/Opp	Site	W/L	Score
West Virginia 4-0				
11/22/82	4/nr	H	W	93-70
11/19/83	5/nr	N38	W	52-47
1/12/85	H	W		61-59
1/4/86	11/nr	A	W	74-58
Western Carolina 9-7				
1/18/69	A	L		46-77
2/8/69	H	L		44-60
2/6/70	A	L		*
2/14/70	H	*		*
1/22/71	A	L		26-43
2/19/72	N1	W		48-44
2/22/72	H	L		43-54
2/20/73	A	W		48-46
2/19/74	H	W		72-45
3/9/74	N11	W		66-51
1/22/75	A	W		69-66
2/14/75	N1	L		82-86
12/3/75	H	W		62-44
1/14/76	A	L		72-77
1/14/77	13/nr	HG	W	82-62
2/17/77	12/nr	N1	W	85-48
3/20/05	3/nr	H	W	94-43
Western Kentucky 7-1				
11/20/84	14/nr	A42	W	70-62
2/20/85	20/11	H	W	77-72
2/24/89	2/nr	A	W	76-57
1/4/90	5/nr	H	W	78-58
3/21/91	4/10	H	W	68-61
3/26/92	2/15	N63	L	70-75
3/23/95	3/9	H	W	87-65
3/16/98	1/15	H	W	82-62
Western Michigan 2-0				
1/1/89	1/nr	H	W	84-39
12/1/89	1/nr	A	W	98-57
Wetzikon BBC (Switzerland) n/a				
8/17/99	A89	W-ex		104-37
Winthrop 2-1				
2/15/69	A1	W		31-29
2/16/74	A1	W		60-45
3/9/74	N11	L		53-55
Wisconsin 5-0				
2/8/96	9/8	A	W	72-61
2/4/97	9/23	H	W	78-74
12/20/97	1/9	N81	W	87-66
12/5/99	3/25	A	W	85-62
12/3/00	2/18	H	W	90-66
Wisconsin-Green Bay 1-0				
11/26/96	5/nr	H	W	71-36
Xavier 0-1				
3/24/01	3/12	N98	L	65-80
Youngstown State 2-0				
2/10/92	3/nr	H	W	100-72
2/9/93	1/nr	A	W	78-54



SCORES YEAR-BY-YEAR

TENNESSEE'S RECORD BY MONTH

Month	Won	Lost	Home	Away	Neutral
November	83	10	40-4	22-3	21-3
December	167	42	54-10	66-23	47-9
January	252	47	135-12	113-33	4-2
February	238	33	126-13	89-17	23-3
March	169	39	60-2	9-2	100-35
April	4	6	0-0	0-0	4-6
TOTALS	913	177	415-41	299-78	199-58

(since 1974)

Prior to 1974-75, all results are based on the best available information. Known gaps in the information are marked with an asterisk. Other omissions are probable. If anyone has information that may be missing from these lists, please notify the UT Women's Media Relations Office at (865) 974-4275.

Katherine Williams, captain (1 year, 0-2)

1903 (0-2)
H- University YMCA Gym

Date	Site	W/L	Score	Opponent
3/13/03	A	L	1-10	Maryville
4/6/03	H	L	6-16	Maryville

Jenny Morrill, captain (1 year, 0-2)

1904 (0-2)

Date	Site	W/L	Score	Opponent
3/5/04	A	L	0-29	Maryville
3/12/04	H	L	5-7	Maryville

Leo Theodore Belmont (1 year, 0-4)

1905 (0-4)

Date	Site	W/L	Score	Opponent
2/18/05	A	L	8-14	Farragut School
2/25/05	H	L	6-10	Farragut School
3/4/05	H	L	11-24	Maryville
3/10/05	A	L	4-20	Maryville

Essie Polk, captain (1 year, 0-3)

1906 (0-3)

Date	Site	W/L	Score	Opponent
1/27/06	H	L	2-15	Farragut School
2/17/06	A	L	5-37	Maryville
2/24/06	H	L	3-18	Maryville

Thomas Snoddy Myers (1 year, 1-1)

1907 (1-1)

Date	Site	W/L	Score	Opponent
2/16/07	H	W	28-0	Central High School
2/27/07	A	L	11-22	Maryville

Willard C. Burnley (1 year, 1-2)

1908 (1-2)

Date	Site	W/L	Score	Opponent
1/18/08	*	W	*	Central High School
2/14/08	A	L	4-15	Farragut School
*	*	L	6-9	Maryville

Andrew Weisenberg (1 year, 1-1-1)

1909 (1-1-1)

H- University Gym

Date	Site	W/L	Score	Opponent
1/16/09	H	T	12-12	Tennessee School for the Deaf
2/4/09	H	W	28-8	Central High School
2/20/09	H	L	14-25	Maryville

Howard Sandberg (1 year, 0-2)

1909-10 (0-2)

Date	Site	W/L	Score	Opponent
12/16/09	H	L	1-21	Central High School
2/12/10	H	L	4-6	Knoxville High School
2/25/10	A	*	*	Knoxville High School

Mary Douglas Ayres (1 year, 2-3)

1920 (2-3)

H-Tennessee Hall

Date	Site	W/L	Score	Opponent
1/30/20	A	L	6-34	Maryville
2/26/20	H	L	13-14	Carson-Newman
3/1/20	H	L	11-23	Maryville
3/8/20	H	W	30-1	Knoxville YWCA
3/18/20	H	W	18-10	Martha Washington

Mabel Miller (2 years, 4-2)

1922 (1-1)

Date	Site	W/L	Score	Opponent
3/10/22	A	W	28-19	Cumberland (Ky.)
3/11/22	A	L	8-14	Union (Ky.)

1923 (3-1)

H-Jefferson Hall

Date	Site	W/L	Score	Opponent
2/9/23	H	W	28-14	Cumberland (Ky.)
2/16/23	H	W	23-7	Carson-Newman
2/23/23	A	W	29-26	Martha Washington
2/24/23	A	L	12-15	Sullins

Fay Morgan (1 year, 4-3)

1924 (4-3)

Date	Site	W/L	Score	Opponent
1/31/24	H	L	16-22	East Tennessee
2/8/24	H	W	19-4	Chattanooga
2/12/24	H	W	24-12	Martha Washington
2/22/24	H	L	9-29	Cincinnati
2/26/24	A	L	23-54	Cincinnati
2/27/24	A	W	48-24	Cumberland (Ky.)
3/4/24	H	W	24-12	Maryville

Ann Huddle (2 years, 12-4-1)

1925 (5-3-1)

Date	Site	W/L	Score	Opponent
1/10/25	H	W	38-30	Carson-Newman
1/14/25	H	W	40-10	Maryville
1/23/25	A	W	41-19	Maryville
2/2/25	A	T	25-25	East Tennessee
2/9/25	A	L	16-36	Carson-Newman
2/17/25	A	W	39-16	Chattanooga
2/18/25	A	W	54-10	Centenary (Tenn.)
2/21/25	H	L	18-39	Virginia State
2/24/25	H	L	14-20	Maryville

1926 (7-1)

Date	Site	W/L	Score	Opponent
1/9/26	H	W	45-8	Chattanooga
1/14/26	H	W	47-12	Cumberland (Ky.)
1/25/26	A	W	37-29	Maryville
2/5/26	H	W	52-16	Knoxville YWCA
2/11/26	A	W	45-15	Chattanooga
2/15/26	A	W	37-12	Tusculum
2/20/26	H	W	50-16	East Tennessee State
2/26/26	H	L	27-28	Maryville

Nancy Lay (9 years)

1960 to 1968

No schedules or results available

Joan Cronan (2 years, 8-10)

1969 (8-4)

H-Alumni Gym

Date	Site	W/L	Score	Opponent
1/18/69	A	L	46-77	Western Carolina
1/23/69	H	W	45-43	Tennessee Tech
1/29/69	A	W	53-49	Carson-Newman
2/1/69	H	W	40-32	East Tennessee
2/8/69	H	L	44-60	Western Carolina
2/13/69	A	W	63-44	Carson-Newman
2/15/69	N1	W	38-26	Georgia
2/15/69	A1	W	31-29	Winthrop
2/28/69	N2	L	50-58 (OT)	Appalachian State
3/1/69	N2	W	43-23	Union (Ky.)
3/1/69	N2	L	33-35	Appalachian State
3/5/69	H	W	70-34	Sullins
4/11-12/69	*	**	*	Tennessee Tech

Invitational

1970 (0-6)

Date	Site	W/L	Score	Opponent
1/27/70	A	L	61-64	Belmont
1/28/70	A	L	45-59	Tennessee Tech
1/31/70	H	L	28-38	Belmont
2/6/70	A	L	*	Western Carolina
2/7/70	A	L	*	Appalachian State
2/11/70	H	L	48-60	Tennessee Tech
2/14/70	H	*	*	Western Carolina
2/20-21/70	*	*	*	Winthrop Invitational
3/4/70	H	*	*	Appalachian State
3/6-7/70	*	*	*	Tennessee Tech

Invitational

Margaret Hutson (4 years, 60-18)

1971 (6-6)

H-Alumni Gym; HP-Physical Education Building

Date	Site	W/L	Score	Opponent
1/15/71	H	(W)*	*	Middle Tennessee State
1/19/71	*	(W)*	*	Knoxville
1/22/71	A	L	26-43	Western Carolina
1/29/71	H	W	56-29	Milligan
2/4/71	A	L	52-60	Chattanooga
2/9/71	H	W	46-33	Carson-Newman
2/12/71	A	L	56-62	East Tennessee
2/23/71	H	*	*	Carson-Newman

TCWSF EASTERN DISTRICT CHAMPIONSHIPS (2nd), Knoxville, Tenn.

2/26/71	HP	L	47-53	Chattanooga
2/26/71	HP	W	52-37	Carson-Newman
2/27/71	HP	W	*	Milligan
2/27/71	HP	W	54-45	East Tennessee

TCWSF CHAMPIONSHIPS (5th), Memphis, Tenn.

3/4/71	N3	L	26-39	Tennessee-Martin
3/5/71	N3	L	22-46	Chattanooga

(W) - One of these games was a UT victory; the other was not played.

1972 (13-5)

H-Physical Education Building

Date	Site	W/L	Score	Opponent
1/15/72	H	W	55-45	Middle Tennessee State
1/20/72	H	W	35-29	Maryville All-Stars
1/25/72	H	W	51-45	Carson-Newman
1/28/72	A	W	72-26	Milligan
2/4/72	H	W	78-56	East Tennessee State
2/8/72	A	W	58-48	Chattanooga
2/12/72	H	W	52-35	Cumberland (Tenn.)
2/15/72	A	W	71-41	Carson-Newman
2/18/72	N1	W	44-30	South Carolina
2/19/72	N1	W	48-44	Western Carolina
2/19/72	N1	L	36-51	North Carolina-Greensboro
2/22/72	H	L	43-54	Western Carolina

TCWSF EASTERN DISTRICT CHAMPIONSHIPS (2nd), Knoxville, Tenn.

2/25/72	H	W	45-39	Carson-Newman
2/26/72	H	L	49-50	Chattanooga
2/26/72	H	W	56-53	Chattanooga

TCWSF CHAMPIONSHIPS (5th), Knoxville, Tenn.

3/2/72	H	W	47-39	Middle Tennessee State
3/3/72	H	L	52-56	Chattanooga
3/3/72	H	L	42-53	Tennessee-Martin

SCORES YEAR-BY-YEAR

1973 (16-5)

TCWSF Eastern District Champions
H-Alumni Gym; HP-Physical Education Building

Date	Site	W/L	Score	Opponent
1/10/73	H	W	64-25	Cumberland (Ky.)
1/13/73	H	W	49-39	Marshall
1/17/73	A	W	43-42	Middle Tennessee State
1/26/73	H	L	55-58	Chattanooga
1/31/73	H	W	72-50	Maryville
2/6/73	A	W	54-44	East Tennessee State
2/9/73	H	W	58-27	Milligan
2/10/73	HP	W	53-42	Eastern Kentucky
2/16/73	N1	W	71-43	Furman
2/17/73	N1	L	57-67	Appalachian State
2/20/73	A	W	48-46	Western Carolina
TCWSF EASTERN DISTRICT CHAMPIONSHIPS (1st), Johnson City, Tenn.				
2/23/73	N4	W	69-57	Maryville
2/24/73	N4	W	56-50	Carson-Newman
2/24/73	N4	W	55-51	Chattanooga
TCWSF CHAMPIONSHIPS (2nd), Maryville, Tenn.				
3/2/73	N5	W	58-43	Middle Tennessee State
3/2/73	N5	W	59-57 (OT)	Tennessee-Martin
3/3/73	N5	L	45-48	Tennessee Tech
3/3/73	N5	W	61-57 (OT)	Tennessee-Martin
AIAW REGION II CHAMPIONSHIPS (4th), Lexington, Ky.				
3/9/73	N6	W	61-43	Longwood
3/10/73	N6	L	54-59	South Carolina
3/10/73	N6	L	49-61	Tennessee Tech

1974 (25-2)

TCWSF Eastern District Champions
H-Alumni Gym HP-Physical Education Building

Date	Site	W/L	Score	Opponent
1/9/74	H	W	44-40	Marshall
1/11/74	HP7	W	64-29	Maryville
1/12/74	H7	W	66-42	Austin Peay
1/12/74	H7	W	55-41	Carson-Newman
1/15/74	H	W	51-41	Eastern Kentucky
1/18/74	H	W	53-39	St. Mary's Nursing
1/22/74	A	W	57-25	Carson-Newman
1/25/74	H	W	63-51	Belmont
1/28/74	N8	W	61-31	Hiwassee JC
2/1/74	H	W	77-33	Middle Tennessee State
2/5/74	H	W	64-35	Maryville
2/9/74	A	W	65-51	Tennessee Tech
2/11/74	H	W	55-36	East Tennessee State
2/15/74	N1	W	68-39	Furman
2/16/74	N1	W	72-45	South Carolina
2/16/74	A1	W	60-45	Winthrop
2/19/74	H	W	72-45	Western Carolina
TCWSF EASTERN DISTRICT CHAMPIONSHIPS (1st), Jefferson City, Tenn.				
2/22/74	A9	W	59-41	Carson-Newman
2/23/74	N9	W	54-41	East Tennessee State
TCWSF CHAMPIONSHIPS (2nd), Cookeville, Tenn.				
2/28/74	N10	W	55-35	Austin Peay
3/1/74	N10	W	57-50	Memphis State
3/2/74	N10	W	52-41	Memphis State
3/2/74	A10	L	51-54 (OT)	Tennessee Tech
AIAW REGION II CHAMPIONSHIPS (3rd), Harrisonburg, Va.				
3/8/74	A11	W	74-43	James Madison
3/8/74	N11	W	68-47	Roanoke
3/9/74	N11	W	66-51	Western Carolina
3/9/74	N11	L	53-55	Winthrop

Pat Head Summitt (32 years, 913-177)

1974-75 (16-8)

TCWSF Eastern District Champions
H-Alumni Gym

Date	Site	W/L	Score	Opponent
12/7/74	H	L	83-84	Mercer
1/10/75	H	W	69-32	Middle Tennessee State
1/11/75	H	W	109-74	Shorter
1/18/75	H	W	80-36	East Tennessee State
1/22/75	A	W	69-66	Western Carolina
1/25/75	N4	W	77-73	Chattanooga
1/25/75	A	W	85-72	East Tennessee State
1/27/75	A	L	73-96	Tennessee Tech
1/31/75	H	W	87-54	Mars Hill
2/4/75	H	L	74-76	Tennessee Tech
2/7/75	A	W	92-76	Tennessee-Martin
2/8/75	A	L	67-80	Union (Tenn.)
2/14/75	N1	W	94-69	Appalachian State
2/14/75	N1	L	82-86	Western Carolina
2/15/75	N1	W	78-66	Anderson JC
2/15/75	N1	W	82-81	East Carolina
2/18/75	A	L	80-102	Belmont
TCWSF EASTERN DISTRICT CHAMPIONSHIPS (1st), Knoxville, Tenn.				
2/21/75	H	W	97-41	East Tennessee State
2/22/75	H	W	90-78	Chattanooga

(Regular Season Contest)

2/25/75	A	W	100-70	Eastern Kentucky
TCWSF CHAMPIONSHIPS (4th), Jackson, Tenn.				
2/27/75	N12	L	90-95	Union (Tenn.)
2/28/75	N12	W	74-73	Carson-Newman
2/28/75	N12	W	112-88	Chattanooga
3/1/75	N12	L	93-94	Union (Tenn.)

1975-76 (16-11)

Date	Site	W/L	Score	Opponent
12/3/75	H	W	62-44	Western Carolina
12/10/75	H	W	77-50	Tennessee-Martin
1/10/76	H	L	68-70	Edinboro
1/14/76	A	L	72-77	Western Carolina
1/16/76	A	W	65-53	Austin Peay
1/17/76	A	L	45-77	Belmont
1/18/76	A	W	96-27	Vanderbilt
1/19/76	H	W	82-57	Walters State CC
1/23/76	A13	W	74-51	Tennessee Tech JV
1/24/76	N13	W	70-67	Kentucky
1/24/76	A13	L	61-83	Tennessee Tech
1/29/76	H	W	114-51	Chattanooga State CC
1/31/76	H	W	96-62	Chattanooga
2/6/76	H	L	84-89 (OT)	Tennessee Tech
2/11/76	H	L	68-89	Eastern Kentucky
2/12/76	N1	W	73-50	Furman
2/13/76	N1	L	79-81 (OT)	North Carolina-Greensboro
2/17/76	H	L	71-79	Belmont
2/21/76	H	W	90-42	Cumberland (Tenn.)
2/28/76	A	W	67-66	Chattanooga
TCWSF CHAMPIONSHIPS (2nd), Milligan College and Johnson City, Tenn.				
3/3/76	A	W	112-43	Milligan
3/4/76	N4	L	76-91	Tennessee Tech
3/5/76	N4	W	77-62	Tennessee-Martin
3/6/76	N4	W	71-69 (OT)	Memphis State
3/6/76	N4	W	73-70	Middle Tennessee State
AIAW REGION II CHAMPIONSHIPS (6th), Cullowhee, N.C.				
3/11/76	N14	L	71-88	Appalachian State
3/12/76	N14	L	85-86	North Carolina State

Associated Press Ranking began in 1976-77

1976-77 (28-5)

Final AP Ranking: 5th
AIAW Region II Champions
H-Stokely Athletics Center; HG-Alumni Gym

Date	UT/Opp	Rank	Site	W/L	Score	Opponent
11/13/76			H	W	107-53	Kentucky
11/30/76			HG	W	78-63	Belmont
12/17/76	19/nr	N15	W	87-61	Clemson	
12/17/76	19/1	N15	L	63-74	Delta State	
12/18/76	19/nr	N15	W	89-60	Mississippi Gulf Coast JC	
12/18/76	19/nr	N15	W	67-57	Ohio State	
1/6/77	16/nr	HG	W	114-39	Marshall	
1/7/77	16/18	A	W	82-57	Kentucky	
1/14/77	13/nr	HG	W	82-62	Western Carolina	
1/17/77	13/nr	A	W	58-56	Mississippi	
1/22/77	12/nr	H	W	83-57	Alabama	
1/24/77	12/nr	H	W	100-57	East Tennessee State	
1/28/77	10/nr	A	L	59-60	Belmont	
1/29/77	10/15	A	W	81-72	Memphis State	
2/3/77	12/nr	A	W	102-46	East Tennessee State	
2/7/77	12/6	A	L	65-70	Tennessee Tech	
2/12/77	12/nr	A	W	84-70	Eastern Kentucky	
2/14/77	12/nr	H	W	74-63	Mississippi	
2/17/77	12/nr	N1	W	85-48	Western Carolina	
2/18/77	5/nr	N1	W	82-65	Appalachian State	
2/18/77	12/nr	N1	W	91-70	Charleston	
2/19/77	12/nr	N1	W	77-50	Anderson JC	
2/25/77	12/6	H	W	80-67	Tennessee Tech	
TCWSF CHAMPIONSHIPS (2nd), Cookeville, Tenn.						
3/3/77	12/nr	N10	W	87-66	Middle Tennessee State	
3/4/77	12/6	A10	L	70-76	Tennessee Tech	
3/5/77	12/18	N10	W	82-72	Memphis State	
AIAW REGION II CHAMPIONSHIPS (1st), Memphis, Tenn.						
3/10/77	10/nr	N3	W	84-46	Clemson	
3/11/77	10/12	N3	W	61-60	Old Dominion	
3/12/77	10/7	N3	W	72-59	Tennessee Tech	
AIAW CHAMPIONSHIPS (3rd), Minneapolis, Minn.						
3/23/77	5/17	N16	W	76-62	Michigan State	
3/24/77	5/20	N16	W	81-69	Kansas State	
3/25/77	5/1	N16	L	58-62	Delta State	
3/26/77	5/2	N16	W	91-71	Immaculata	

1977-78 (27-4)

Final AP Ranking: 1st
TCWSF Champions
AIAW Region II Champions
H-Stokely Athletics Center

Date	Rank	Site	W/L	Score	Opponent
11/23/77	1/nr	H	W	100-33	Miami (Ohio)
11/28/77	1/nr	H	W	88-70	Clemson
12/2/77	1/7	N17	L	80-87	Montclair State
12/3/77	1/nr	N17	W	65-60	Tennessee Tech
12/12/77	5/18	H	W	89-56	Ohio State
12/15/77	5/nr	N15	W	83-35	Mississippi Gulf Coast JC
12/16/77	5/nr	N15	W	83-55	Pittsburgh
12/16/77	5/nr	N15	W	79-64	Tennessee Tech
12/17/77	1/2	N15	W	72-63	Louisiana State
1/2/78	3/5	H	W	70-65	North Carolina State
1/5/78	3/2	H	W	94-74	Delta State
1/7/78	3/nr	A	W	65-61	Mississippi
1/9/78	3/4	A	L	62-72	Louisiana State
1/14/78	2/18	H	W	101-83	Missouri
1/17/78	2/nr	A	W	87-79	Middle Tennessee State
1/18/78	3/nr	A	W	82-81 (OT)	Tennessee Tech
1/28/78	3/nr	A	W	92-90 (OT)	Kentucky
2/4/78	3/nr	H	W	87-79	Mississippi
2/6/78	3/1	H	W	86-68	Louisiana State
2/11/78	3/nr	A	W	72-53	Alabama
2/17/78	1/15	H18	W	89-77	Memphis
2/18/78	1/nr	H18	W	80-64	Tennessee Tech
2/22/78	1/nr	H	W	90-67	Eastern Kentucky
2/25/78	1/nr	H	W	99-66	Kentucky
TCWSF CHAMPIONSHIPS (1st), Martin, Tenn.					
3/3/78	1/13	N19	W	87-76	Memphis State
3/4/78	1/nr	N19	W	92-73	Tennessee Tech
AIAW REGION II CHAMPIONSHIPS (1st), Chapel Hill, N.C.					
3/9/78	1/nr	A20	W	92-66	North Carolina
3/10/78	1/nr	N20	W	76-60	Kentucky
3/11/78	1/5	N20	W	64-62	North Carolina State
AIAW SOUTH SATELLITE TOURNAMENT (4th), Cleveland, Miss.					
3/17/78	1/6	N21	L	69-75	Maryland
3/18/78	1/8	N21	L	80-83	Valdosta State

1978-79 (30-9)

Final AP Ranking: 3rd
TCWSF Champions

Date	Rank	Site	W/L	Score	Opponent
11/27/78	1/nr	A	W	91-67	Eastern Kentucky
11/29/78	1/nr	A	W	75-66	Clemson
12/5/78	1/nr	H	W	87-63	Middle Tennessee State
12/8/78	1/10	N22	W	84-60	Texas
12/9/78	1/19	A22	W	74-61	Missouri
12/12/78	1/nr	H	W	88-74	Ohio State
12/14/78	1/nr	N15	W	69-59	Ohio State
12/15/78	1/5	N15	L	60-69	Stephen F. Austin
12/16/78	1/16	N15	L	56-64	Louisiana Tech
12/28/78	5/7	N23	W	67-63	Delta State
12/29/78	5/4	N23	L	79-85	Maryland
12/30/78	5/11	N23	W	74-72	Penn State
1/3/79	5/nr	A	W	82-59	East Tennessee State
1/5/79	5/4	H	W	88-74	UCLA
1/9/79	4/7	A	W	85-73	Delta State
1/13/79	4/8	A	W	79-66	North Carolina State
1/15/79	4/nr	H	W	62-54	South Carolina
1/17/79	4/nr	H	W	85-52	Alabama
1/20/79	4/nr	A	L	64-66	Kentucky
1/24/79	7/17	A	L	80-85 (OT)	Louisiana State
1/27/79	7/14	H	W	93-73	Valdosta State
1/29/79	7/17	H	W	92-48	Louisiana State
2/3/79	8/nr	H	W	95-57	North Carolina
2/6/79	6/15	H	W	73-57	Delta State
2/10/79	6/1	A	L	56-71	Old Dominion
2/12/79	6/nr	H	W	124-60	Tennessee-Martin
2/15/79	6/nr	H	W	80-75	Tennessee Tech
2/17/79	6/nr	H	W	89-51	Kentucky
2/24/79	6/17	A	L	75-79	Memphis State
TCWSF CHAMPIONSHIPS (1st), Knoxville, Tenn.					
3/1/79	8/nr	H	W	94-53	Belmont
3/2/79	8/nr	H	W	96-51	Tennessee-Martin
3/3/79	8/nr	H	W	85-60	Tennessee Tech
AIAW REGION II CHAMPIONSHIPS (2nd), Knoxville, Tenn.					
3/8/79	8/nr	H	W	89-61	Clemson
3/9/79	8/15	H	W	76-64	South Carolina
3/10/79	8/1	H	L	72-74	Old Dominion
AIAW EAST SATELLITE TOURNAMENT (1st), Bronx, N.Y.					
3/16/79	6/3	N24	W	79-69	Rutgers
3/17/79	6/nr	A24	W	76-54	Fordham
AIAW CHAMPIONSHIPS (3rd), Greensboro, N.C.					
3/23/79	3/2	N25	L	84-102	Louisiana Tech

SCORES YEAR-BY-YEAR

1979-80 (33-5)

Final AP Ranking: 2nd
SEC Champions
TCWSF Champions

Date	Rank	Site	W/L	Score	Opponent
11/21/79		A	W	77-53	Vanderbilt
11/26/79	4/nr	A	W	63-48	Middle Tennessee State
11/29/79		H	L-ex	59-102	Soviet National Team
12/1/79	4/nr	A	W	66-55	North Carolina
12/7/79	4/2	H	W	73-71	Louisiana Tech
12/13/79	3/11	A	W	80-77	UCLA
12/15/79	3/nr	A	W	81-70	San Jose State
12/16/79	3/nr	A	W	88-57	Fullerton State
12/18/79	3/8	N26	L	68-71	Long Beach State
12/19/79	3/15	A26	W	84-64	Nevada-Las Vegas
1/4/80	5/8	H	W	67-58	North Carolina State
1/7/80	5/nr	H	W	82-42	Nebraska
1/10/80	5/nr	A	W	88-68	Alabama
1/12/80	5/nr	A	W	72-65	Valdosta State
1/14/80	5/2	H	W	79-69	Stephen F. Austin
1/18/80	5/nr	A	W	73-53	Chattanooga
1/21/80	5/nr	H	W	86-48	Memphis State
1/23/80	4/8	A	L	52-56	South Carolina
1/26/80	4/2	H	L	54-61	Old Dominion
1/28/80	4/nr	H	W	96-73	Louisiana State
1/31/80	6/nr	A	W	72-56	Ohio State
2/2/80	6/17	A	W	91-83 (OT)	Kentucky
2/5/80	5/nr	H	W	90-48	East Tennessee State
<i>SEC CHAMPIONSHIP TOURNAMENT (1st) Knoxville, Tenn.</i>					
2/8/80	5/nr	H	W	118-44	Florida
2/9/80	5/nr	H	W	72-61	Auburn
2/10/80	5/nr	H	W	85-71	Mississippi
<i>(Regular Season Contests)</i>					
2/12/80	4/nr	A	W	68-66	Tennessee Tech
2/16/80	4/nr	A	W	69-55	Tennessee-Martin
2/18/80	4/16	H	W	89-72	Clemson
<i>TCWSF CHAMPIONSHIPS (1st) Cookeville, Tenn.</i>					
2/28/80	4/nr	N10	W	81-35	Tennessee-Martin
2/29/80	4/nr	N10	W	71-63	Chattanooga
3/1/80	4/20	A10	W	83-66	Tennessee Tech
<i>AIAW REGION II CHAMPIONSHIPS (2nd), Knoxville, Tenn., and Columbia, S.C.</i>					
3/5/80	3/16	H	W	95-79	Clemson
3/7/80	3/7	A27	W	67-54	South Carolina
3/8/80	3/1	N27	L	67-68	Old Dominion
<i>AIAW SOUTH SATELLITE TOURNAMENT (1st), Knoxville, Tenn.</i>					
3/15/80	2/14	H	W	84-64	Kansas State
3/18/80	2/6	H	W	93-76	Maryland
<i>AIAW CHAMPIONSHIPS (2nd), Mount Pleasant, Mich.</i>					
3/21/80	2/4	N28	W	75-72	South Carolina
3/23/80	2/1	N28	L	53-68	Old Dominion

1980-81 (25-6)

Final AP Ranking: 2nd
TCWSF Champions
AIAW Region II Champions

Date	Rank	Site	W/L	Score	Opponent
11/28/80	3/nr	N29	W	74-62	Alabama
11/29/80	3/nr	N29	W	99-84	Valdosta State
12/2/80		H	W-ex	76-49	Paidish National Team
12/4/80	3/nr	H	W	90-56	Chattanooga
12/10/80	3/nr	A	W	88-73	Louisiana State
12/13/80	3/17	A	L	68-72	Stephen F. Austin
12/15/80	3/1	A	L	53-77	Louisiana Tech
12/17/80	6/nr	N30	W	73-68 (OT)	Georgia
1/3/81	7/8	H	L	62-65	UCLA
1/10/81	9/nr	H	W	64-52	Illinois State
1/12/81	9/10	H	W	65-54	South Carolina
1/15/81	7/14	A	W	93-91 (OT)	Maryland
1/17/81	7/nr	A	W	81-66	East Tennessee State
1/21/81	7/nr	A	L	64-72	Clemson
1/26/81	7/nr	H	W	76-72	North Carolina
<i>SEC CHAMPIONSHIP TOURNAMENT (5th), Baton Rouge, La.</i>					
1/30/81	10/nr	N31	L	71-77	Alabama
<i>(Regular Season Contests)</i>					
2/2/81	10/8	H	W	78-71	Southern California
2/6/81	11/10	H	W	81-65	Kentucky
2/8/81	11/nr	H	W	68-54	Alabama
2/12/81	7/nr	H	W	69-63	Tennessee Tech
2/16/81	7/2	A	W	76-70	Old Dominion
2/21/81	7/15	A	W	72-63	North Carolina State
<i>TCWSF CHAMPIONSHIPS (1st), Memphis, Tenn.</i>					
2/26/81	4/nr	N3	W	71-41	Tennessee-Martin
2/27/81	4/nr	N3	W	66-47	Middle Tennessee State
2/28/81	4/nr	N3	W	75-48	East Tennessee State
<i>AIAW REGION II CHAMPIONSHIPS (1st), Knoxville, Tenn., and Norfolk, Va.</i>					
3/10/81	3/nr	H	W	81-54	Virginia
3/13/81	3/10	N32	W	58-49	Kentucky
3/14/81	3/6	A32	W	65-64	Old Dominion
<i>AIAW NATIONAL PLAYOFFS, Knoxville, Tenn.</i>					
3/21/81	2/nr	H	W	78-63	Illinois State
3/24/81	2/9	H	W	79-67	Maryland

AIAW CHAMPIONSHIPS (2nd), Eugene, Ore.

3/27/81	2/3	N33	W	68-65	Old Dominion
3/29/81	2/1	N33	L	59-79	Louisiana Tech

1981-82 (22-10)

Final AP Ranking: 4th
NCAA Midwest Regional Champions

Date	Rank	Site	W/L	Score	Opponent
11/22/81	2/18	H	L	74-80	Stephen F. Austin
11/28/81	2/nr	A	W	85-73	Florida
12/2/81	7/2	A	L	54-66	Old Dominion
12/6/81	10/nr	H	W	99-77	Vanderbilt
12/8/81	10/nr	A	L	60-78	Colorado
12/9/81	10/4	A	L	70-86	Southern California
12/13/81	14/17	A	W	71-66	UCLA
12/16/81	14/nr	N34	W	55-46	Washington State
12/17/81	14/nr	N34	L	82-83 (2OT)	Ohio State
12/18/81	14/nr	N34	W	73-62	Oregon State
1/4/82	20/nr	A	W	80-63	Vanderbilt
1/7/82	20/nr	H	W	83-68	Kansas State
1/10/82	nr/1	H	L	64-72	Louisiana Tech
1/17/82	nr/13	A	L	63-66	Georgia
1/21/82	8/nr	H	W	91-60	Clemson
1/23/82	nr/3	A	L	57-68	Rutgers
1/25/82	nr/12	A	W	87-81	South Carolina
1/28/82	nr/8	H	W	81-75	Kentucky
1/30/82		A	W	76-62	North Carolina
2/1/82		H	W	83-67	Florida
2/7/82	20/14	H	W	98-74	Penn State
2/11/82	20/15	H	W	65-52	Georgia
2/14/82	13/4	H	W	62-58	Old Dominion
2/18/82	13/14	A	W	65-61	Kentucky
2/20/82	13/9	H	W	70-62	Maryland
<i>SEC CHAMPIONSHIP TOURNAMENT (2nd), Lexington, Ky.</i>					
2/26/82	8/nr	N6	W	80-75	Vanderbilt
2/27/82	8/18	N6	W	55-44	Georgia
2/28/82	11/13	A6	L	74-80	Kentucky
<i>NCAA FIRST ROUND, Knoxville, Tenn.</i>					
3/13/82	8/nr	H	W	72-56	Jackson State
<i>NCAA MIDEAST REGIONAL CHAMPIONSHIPS (1st), Knoxville, Tenn.</i>					
3/19/82	8/15	H	W	78-63	Memphis
3/21/82	8/5	H	W	91-90 (OT)	Southern California
<i>NCAA FINAL FOUR (3rd), Norfolk, Va.</i>					
3/26/82	8/1	N35	L	46-69	Louisiana Tech

1982-83 (25-8, 7-1 SEC, 1st East)

Final AP Ranking: 10th

Date	Rank	Site	W/L	Score	Opponent
11/22/82	4/nr	H	W	93-70	West Virginia
11/24/82	4/nr	H	W	108-65	North Carolina
11/30/82	4/3	H	L	72-78 (OT)	Old Dominion
12/3/82	4/nr	N36	W	69-56	St. John's
12/4/82	4/13	N36	W	84-62	South Carolina
12/6/82	5/1	H	L	71-81	Southern California
12/9/82	5/10	A	L	59-74	Texas
12/11/82	5/nr	A	W	76-67	Stephen F. Austin
12/14/82	9/2	A	L	64-80	Louisiana Tech
12/17/82	9/nr	A	W	83-73	Louisiana State
1/2/83	21/nr	H	W	78-66	Alabama-Birmingham
1/4/83	12/nr	A	W	56-47	Virginia Tech
1/8/83	12/15	A	W	69-67	Mississippi
1/12/83	11/nr	H	W	98-70	Vanderbilt
1/16/83	8/9	A	W	74-54	Georgia
1/19/83	8/16	H	W	81-61	Rutgers
1/23/83	8/nr	A	W	94-62	Florida
1/28/83	8/nr	A	W	73-60	Pittsburgh
1/30/83	8/19	A	W	75-60	Penn State
2/2/83	8/nr	H	W	70-69	Florida
2/6/83	6/19	H	W	91-78	North Carolina State
2/9/83	6/4	A	W	95-85	Kentucky
2/12/83	6/10	H	W	73-59	Georgia
2/14/83	4/9	A	L	66-90	Old Dominion
2/16/83	4/nr	H	W	87-67	South Carolina
2/19/83	4/nr	A	W	94-79	Vanderbilt
2/27/83	8/6	H	L	69-81	Kentucky
<i>SEC TOURNAMENT CHAMPIONSHIP (3rd), Knoxville, Tenn.</i>					
3/4/83	8/nr	H	W	91-73	Alabama
3/5/83	8/12	H	L	65-71	Georgia
3/6/83	10/15	H	W	83-75	Auburn
<i>NCAA FIRST ROUND, Knoxville, Tenn.</i>					
3/19/83	9/nr	H	W	86-51	South Carolina State
<i>NCAA MIDEAST REGIONAL CHAMPIONSHIPS (2nd), Notre Dame, Ind.</i>					
3/25/83	9/13	N37	W	90-83 (3OT)	Mississippi
3/27/83	9/8	N37	L	63-67	Georgia

1983-84 (23-10, 7-1 SEC, 1st East)

Final AP Ranking: 15th
NCAA Midwest Regional Champions

Date	Rank	Site	W/L	Score	Opponent
11/13/83		H	W-ex	94-80	Hungarian National Team
11/19/83	5/nr	N38	W	52-47	West Virginia

11/22/83	5/nr	H	W	85-69	South Carolina State
11/25/83	5/nr	A39	W	71-56	Notre Dame
11/26/83	5/1	N39	L	64-78	Southern California
11/29/83	5/11	H	W	67-63	Old Dominion
12/1/83	5/4	H	L	65-66	Texas
12/4/83	7/nr	H	W	54-50	Minnesota
12/8/83	7/1	A	L	66-81	Southern California
12/10/83	7/nr	A	W	73-70	UCLA
12/13/83	9/5	A	L	51-56	Long Beach State
1/2/84	11/nr	A	W	75-59	North Carolina
1/4/84	11/nr	H	W	88-64	Pittsburgh
1/8/84	8/nr	A	W	78-70	Florida
1/10/84	8/nr	H	W	77-63	Virginia Tech
1/14/84	8/16	A	L	59-65	North Carolina State
1/18/84	12/1	H	L	63-81	Louisiana Tech
1/22/84	11/4	H	W	64-59	Georgia
1/25/84	11/nr	A	W	75-63	Kentucky
1/29/84	9/nr	H	W	68-65	Penn State
1/31/84	9/nr	H	W	69-49	Florida
2/3/84	9/8	H	W	82-80	Louisiana State
2/5/84	7/nr	A	W	82-73	Vanderbilt
2/8/84	7/nr	A	W	71-66	South Carolina
2/12/84	6/nr	H	W	67-65	Kentucky
2/15/84	6/7	H	L	65-67	Mississippi
2/19/84	10/4	A	L	65-84	Georgia
2/26/84	10/nr	H	W	74-72	Vanderbilt
<i>SEC CHAMPIONSHIP TOURNAMENT (5th), Athens, Ga.</i>					
3/3/84	10/17	N40	L	66-85	Alabama
<i>NCAA FIRST ROUND, Knoxville, Tenn.</i>					
3/17/84	15/nr	H	W	70-52	Middle Tennessee State
<i>NCAA MIDEAST REGIONAL CHAMPIONSHIPS (1st), Knoxville, Tenn.</i>					
3/23/84	15/12	H	W	65-58	Alabama
3/25/84	15/3	H	W	73-61	Georgia
<i>NCAA FINAL FOUR (2nd), Los Angeles, Calif.</i>					
3/30/84	15/9	N41	W	82-73	Cheyney
4/1/84	15/5	N41	L	61-72	Southern California

1984-85 (22-10, 4-4 SEC, 2nd East)

Final AP Ranking: 13th
SEC Champions

Date	Rank	Site	W/L	Score	Opponent
11/19/84	14/nr	N42	W	56-54	Southern Illinois
11/20/84	14/nr	A42	W	70-62	Western Kentucky
11/24/84	14/nr	H	W	62-57	Notre Dame
11/26/84	12/nr	H	L	69-72	Cincinnati
11/30/84	12/nr	N43	L	53-68	Northeast Louisiana
12/1/84	12/nr	N43	W	77-58	Nebraska
12/5/84	16/nr	H	W	78-54	Chattanooga
12/7/84	16/nr	H	W	84-70	North Carolina
12/9/84	15/3	A	L	72-78	Georgia
12/11/84	15/2	A	L	60-91	Texas
12/13/84	15/7	A	L	57-73	Louisiana Tech
1/6/85		H	W	72-57	UCLA
1/8/85	nr/6	H	W	71-60	Southern California
1/12/85		H	W	61-59	West Virginia
1/16/85		A	L	77-84	Vanderbilt
1/19/85	nr/17	H	W	72-57	North Carolina State
1/21/85		H	W	69-61	Florida
1/23/85	nr/15	H	L	72-76 (OT)	Kentucky
1/25/85	nr/1	A	W	67-64	Old Dominion
1/27/85	nr/12	A	L	74-79	Penn State
2/2/85	nr/5	H	L</		

SCORES YEAR-BY-YEAR

12/20/85	13/nr	A	W	130-38	Hawaii Pacific
1/4/86	11/nr	A	W	74-58	West Virginia
1/6/86	12/nr	A	W	70-54	South Carolina
1/8/86	11/nr	H	W	98-39	East Tennessee State
1/11/86	11/19	A	L	68-82	North Carolina
1/13/86	12/17	A	W	67-65	North Carolina State
1/18/86	12/nr	H	W	89-71	Alabama
1/20/86	11/8	H	W	60-50	Louisiana State
1/24/86	11/nr	A	L	82-96	Kentucky
1/26/86	11/nr	H	W	89-43	Florida State
1/29/86	11/2	A	L	74-84	Georgia
2/2/86	10/nr	H	W	82-60	Florida
2/5/86	10/8	A	L	54-68	Mississippi
2/8/86	10/11	H	L	60-66	Auburn
2/10/86	14/3	H	L	56-59	Louisiana Tech
2/15/86	14/nr	H	W	94-81	Vanderbilt
2/17/86	15/nr	H	W	114-63	Tennessee State
2/20/86	15/nr	H	W	79-68	Old Dominion
2/22/86	15/nr	A	W	72-51	Mississippi State
2/24/86	14/nr	A	W	94-79	Memphis State
SEC TOURNAMENT (5th), Athens, Ga.					
3/1/86	14/12	N40	L	78-83	Mississippi
NCAA FIRST ROUND, Knoxville, Tenn.					
3/16/86	15/14	H	W	73-68	Iowa
NCAA MIDEAST REGIONAL CHAMPIONSHIPS (1st), Iowa City, Iowa					
3/20/86	15/2	N48	W	85-82	Georgia
3/22/86	15/9	N48	W	67-65	Louisiana State
NCAA FINAL FOUR (3rd), Lexington, Ky.					
3/28/86	15/3	N6	L	59-83	Southern California

1986-87 (28-6, 6-3 SEC, 4th)

Final AP Ranking: 7th

NCAA Mideast Regional Champions

NCAA NATIONAL CHAMPIONS

Date	Rank	Site	W/L	Score	Opponent
11/29/86	3/nr	N49	W	86-70	Providence
11/30/86	3/8	A49	W	74-56	Iowa
12/4/86	3/nr	H	W	66-40	Dayton
12/6/86	3/20	H	W	86-65	North Carolina State
12/14/86	3/1	A	W	85-78	Texas
12/20/86	1/nr	H	W	81-58	UCLA
12/27/86	1/nr	N50	W	76-66	St. Joseph's
12/28/86	1/7	N50	W	89-75	Southern California
12/29/86	1/2	N50	L	74-88	Texas
1/4/87	1/nr	H	W	87-68	North Carolina
1/7/87	2/nr	A	W	99-90	Old Dominion
1/11/87	2/nr	H	W	76-64	Kentucky
1/14/87	2/3	A	L	69-75	Auburn
1/17/87	2/nr	A	W	90-72	Florida
1/20/87	3/nr	A	W	74-71	Northwestern
1/24/87	3/12	H	W	78-72	Georgia
1/28/87	3/nr	H	W	91-81	Memphis State
1/31/87	3/8	H	L	65-69	Mississippi
2/2/87	5/nr	H	W	100-74	Georgia Tech
2/4/87	5/14	A	L	76-77	Vanderbilt
2/7/87	5/9	A	W	84-73	Louisiana State
2/9/87	7/5	A	L	60-72	Louisiana Tech
2/14/87	7/nr	H	W	90-55	Notre Dame
2/19/87	9/nr	H	W	80-56	South Carolina
2/21/87	9/nr	H	W	84-53	Mississippi State
2/25/87	8/nr	A	W	108-77	Alabama
3/1/87	8/nr	H	W	91-44	North Carolina-Charlotte
SEC TOURNAMENT (3rd), Albany, Ga.					
3/5/87	8/14	N51	W	64-63	Louisiana State
3/6/87	8/2	N51	L	96-102	Auburn
NCAA FIRST ROUND, Knoxville, Tenn.					
3/15/87	7/nr	H	W	95-59	Tennessee Tech
NCAA MIDEAST REGIONAL CHAMPIONSHIPS (1st), Knoxville, Tenn.					
3/19/87	7/11	H	W	66-58	Virginia
3/21/87	7/2	H	W	77-61	Auburn
NCAA FINAL FOUR (1st), Austin, Texas					
3/27/87	7/4	N52	W	74-64	Long Beach State
3/29/87	7/3	N52	W	67-44	Louisiana Tech
<i>(Brazilian Tour)</i>					
6/14/87	A	L-ex	W	71-104	UNIMEP Sao Paulo (Brazil)
6/17/87	N53	L-ex	W	62-85	Prague Univ. (Czechoslovakia)
6/18/87	N53	W-ex	W	88-44	Argentinian National Team
6/19/87	N53	L-ex	W	74-86	South Korean National Team
6/20/87	A53	L-ex	W	68-105	Brazilian National Team

1987-88 (31-3, 8-1 SEC, 2nd)

Final AP Ranking: 1st

SEC Tournament Champions

NCAA East Regional Champions

H-Thompson-Boling Arena

Date	Rank	Site	W/L	Score	Opponent
11/23/87	H	W-ex	W	93-77	Australian National Team
11/27/87	1/nr	N54	W	91-52	Indiana
11/28/87	1/18	N54	W	83-52	Old Dominion
12/3/87	1/nr	H	W	102-59	Stetson
12/9/87	1/2	H	L	78-97	Texas

12/13/87	1/nr	A	W	89-63	UCLA
12/16/87	3/nr	A	W	91-56	Oregon State
12/19/87	3/nr	H	W	115-40	Eastern Kentucky
12/20/87	3/nr	H	W	103-76	Northern Illinois
1/3/88	3/nr	A	W	93-59	Illinois
1/5/88	4/2r	H	W	78-65	Northwestern
1/9/88	4/2	H	L	68-71	Auburn
1/11/88	4/nr	A	W	96-79	Georgia Tech
1/14/88	4/nr	H	W	91-68	Old Dominion
1/17/88	4/nr	H	W	104-67	Vanderbilt
1/20/88	4/nr	A	W	85-80	South Carolina
1/23/88	4/nr	H	W	97-70	Alabama
1/27/88	4/nr	A	W	97-73	Memphis State
1/31/88	4/13	A	W	82-79	Georgia
2/3/88	4/nr	A	W	91-71	Notre Dame
2/6/88	4/7	A	W	78-67	Mississippi
2/8/88	4/nr	A	W	81-74	Mississippi State
2/13/88	4/nr	H	W	89-82	Louisiana State
2/15/88	3/5	H	W	76-74	Louisiana Tech
2/18/88	3/nr	A	W	99-75	Kentucky
2/21/88	3/nr	H	W	108-53	Florida
2/25/88	3/nr	A	W	88-65	North Carolina
2/27/88	3/nr	H	W	104-51	Tennessee State
SEC TOURNAMENT (1st), Albany, Ga.					
3/5/88	3/nr	N51	W	100-66	Kentucky
3/6/88	3/17	N51	W	82-76	Georgia
3/7/88	3/1	N51	W	73-70	Auburn
NCAA SECOND ROUND, Knoxville, Tenn.					
3/18/88	1/nr	H	W	94-66	Wake Forest
NCAA EAST REGIONAL CHAMPIONSHIPS (1st), Norfolk, Va.					
3/24/88	1/14	N32	W	72-52	James Madison
3/26/88	1/10	N32	W	84-76	Virginia
NCAA FINAL FOUR (3rd), Tacoma, Wash.					
4/1/88	1/5	N55	L	59-68	Louisiana Tech

1988-89 (35-2, 8-1 SEC, 2nd)

Final AP Ranking: 1st

SEC Tournament Champions

NCAA East Regional Champions

NCAA NATIONAL CHAMPIONS

Date	Rank	Site	W/L	Score	Opponent
11/21/88	H	W-ex	W	81-54	French National Team
11/25/88	1/nr	N56	W	81-50	Illinois
11/26/88	1/13	N56	W	70-48	Washington
11/27/88	1/6	N56	W	62-61 (OT)	Louisiana Tech
12/3/88	1/2	H	W	88-74	Long Beach State
12/6/88	1/17	H	W	102-69	Southern California
12/18/88	1/5	H	W	83-60	Stanford
12/20/88	1/nr	H	W	82-50	UCLA
12/29/88	1/nr	N57	W	82-61	Wake Forest
12/30/88	1/10	A57	W	93-53	Rutgers
1/1/89	1/nr	H	W	84-39	Western Michigan
1/4/89	1/nr	A	W	93-58	Old Dominion
1/7/89	1/3	A	L	59-67	Auburn
1/9/89	2/nr	A	W	97-62	Stetson
1/14/89	2/3	H	W	68-61	Mississippi
1/16/89	2/nr	H	W	79-54	Mississippi State
1/21/89	2/nr	H	W	101-57	Kentucky
1/23/89	2/nr	H	W	78-44	Southern Illinois
1/26/89	2/nr	A	W	80-60	Vanderbilt
1/29/89	2/5	H	W	78-64	Georgia
1/31/89	2/11	A	L	67-69	Texas
2/2/89	2/17	H	W	60-54	South Carolina
2/6/89	3/nr	H	W	85-50	Memphis State
2/10/89	3/18	A	W	89-65	Louisiana State
2/14/89	3/2	A	W	72-65	Louisiana Tech
2/15/89	3/nr	H	W	88-71	Georgia Tech
2/18/89	3/nr	A	W	85-52	Florida
2/20/89	2/nr	H	W	98-43	Notre Dame
2/24/89	2/nr	A	W	76-57	Western Kentucky
2/26/89	2/nr	A	W	81-65	Alabama
SEC TOURNAMENT (1st), Albany, Ga.					
3/4/89	2/nr	N51	W	89-61	Alabama
3/5/89	2/12	N51	W	82-60	Mississippi
3/6/89	2/1	N51	W	66-51	Auburn
NCAA SECOND ROUND, Knoxville, Tenn.					
3/18/89	1/18	H	W	91-61	LaSalle
NCAA EAST REGIONAL CHAMPIONSHIPS (1st), Bowling Green, Ky.					
3/23/89	1/nr	N45	W	80-47	Virginia
3/25/89	1/7	N45	W	94-80	Long Beach State
NCAA FINAL FOUR (1st), Tacoma, Wash.					
3/31/89	1/5	N55	W	77-65	Maryland
4/2/89	1/2	N55	W	76-60	Auburn

1989-90 (27-6, 8-1 SEC, 1st)

Final AP Ranking: 4th

SEC Champions

Date	Rank	Site	W/L	Score	Opponent
11/13/89	H	W-ex	W	97-54	Arvika (Sweden)
11/26/89	1/nr	H	W	112-39	Stetson
11/28/89	1/nr	H	W	81-55	Virginia Tech

12/1/89	1/nr	A	W	98-57	Western Michigan
12/3/89	1/nr	A	W	77-54	Notre Dame
12/6/89	1/14	A	W	77-69	Maryland
12/9/89	1/2	H	L	58-59	Louisiana Tech
12/15/89	2/3	A	L	71-85	Stanford
12/17/89	2/nr	A	W	77-55	UCLA
12/19/89	4/8	A	L	58-62	Long Beach State
12/22/89	4/nr	A	W	87-53	Southern California
1/2/90	5/nr	H	W	84-57	Illinois
1/4/90	5/nr	H	W	78-58	Western Kentucky
1/6/90	5/22	H	W	81-61	Old Dominion
1/11/90	5/nr	A	W	88-69	Memphis State
1/13/90	5/nr	A	W	63-57	Mississippi
1/20/90	3/6	H	W	76-70	Texas
1/22/90	3/nr	A	W	76-60	Kentucky
1/25/90	3/15	A	W	70-69	South Carolina
1/28/90	5/4	A	L	76-81	Georgia
2/3/90	5/14	H	W	76-65	Auburn
2/5/90	5/23	H	W	83-62	Northern Illinois
2/7/90	5/nr	A	W	76-55	Mississippi State
2/10/90	5/14	H	W	86-60	Louisiana State
2/14/90	4/nr	H	W	95-73	Florida Atlantic
2/17/90	4/nr	H	W	75-42	Florida
2/22/90	4/nr	H	W	88-77	Vanderbilt
2/24/90	4/nr	H	W	80-65	Alabama
SEC TOURNAMENT (2nd), Albany, Ga.					
3/3/90	3/nr	N51	W	81-56	Florida
3/4/90	3/6	N51	W	73-54	Georgia
3/5/90	3/11	N51	L	77-78	Auburn
NCAA SECOND ROUND, Knoxville, Tenn.					
3/17/90	4/nr	H	W	87-68	Old Dominion
NCAA EAST REGIONAL CHAMPIONSHIPS (2nd), Norfolk, Va.					
3/22/90	4/nr	N32	W	80-62	Clemson
3/24/90	4/12	N32	L	75-79 (OT)	Virginia

1990-91 (30-5, 6-3 SEC, 3rd)

Final AP Ranking: 4th

NCAA Mideast Regional Champions

NCAA NATIONAL CHAMPIONS

Date	Rank	Site	W/L	Score	Opponent
11/21/90	H	W-ex	W	96-64	Athletes in Action
11/25/90	6/2	H	W	95-80	Stanford
12/1/90	3/7	A	L	77-90	North Carolina State
12/3/90	6/nr	A	W	64-54	Virginia Tech
12/6/90	6/nr	A	L	66-80	Vanderbilt
12/9/90	6/23	H	W	82-71	Maryland
12/13/90	10/nr	A	W	77-64	Maine
12/16/90	10/nr	H	W	113-86	UCLA
12/21/90	9/nr	A	W	85-52	Illinois
12/29/90	7/nr	N58	W	85-69	Ohio State
12/30/90	7/8	N58	W	84-77	Stanford
1/2/91	5/nr	H	W	91-63	Mississippi State
1/6/91	5/nr	A	W	93-62	Old Dominion
1/9/91	4/nr	A	W	86-61	Alabama
1/12/91	4/nr	H	W	80-70	Kentucky
1/14/91	2/nr	H	W	80-54	Richmond
1/16/91	4/nr	A	W	71-70 (OT)	Florida
1/19/91	2/10	A	L	65-	

SCORES YEAR-BY-YEAR

12/19/91	3/19	N60	W	86-72	Texas
12/28/91	3/7	H61	W	82-81	Penn State
<i>(British Tour)</i>					
1/2/92		N62	W-ex	98-44	Copenhagen (Denmark)
1/4/92		N62	W-ex	70-65	Solna (Sweden)
1/5/92		N62	L-ex	82-84	Minsk (Belarus)
<i>(Regular Season Contests)</i>					
1/8/92	3/22	H	W	85-69	Louisiana State
1/10/92	3/nr	A	W	70-62	DePaul
1/12/92	2/nr	A	W	85-82	Notre Dame
1/15/92	2/nr	A	W	78-58	South Carolina
1/18/92	2/10	A	L	78-80 (OT)	Mississippi
1/21/92	4/nr	H	W	108-26	Florida Atlantic
1/24/92	4/nr	A	W	78-61	Northern Illinois
1/26/92	4/24	H	W	82-72	Alabama
1/30/92	4/6	H	W	69-54	Auburn
2/2/92	4/13	H	W	70-53	Vanderbilt
2/4/92	4/nr	H	W	75-59	Old Dominion
2/8/92	4/nr	A	W	77-52	Kentucky
2/10/92	3/nr	H	W	100-72	Youngstown State
2/12/92	3/nr	A	W	78-56	Mississippi State
2/15/92	3/nr	A	W	55-51	Georgia
2/19/92	2/nr	A	W	118-59	Memphis
2/22/92	2/nr	H	W	90-69	Florida
2/25/92	2/24	H	W	86-68	Texas
2/28/92	2/nr	H	W	105-59	Arkansas
<i>SEC TOURNAMENT (1st), Albany, Ga.</i>					
3/7/92	2/nr	N51	W	70-65	Louisiana State
3/8/92	2/nr	N51	W	94-80	Kentucky
3/9/92	2/24	N51	W	73-66	Georgia
<i>NCAA SECOND ROUND, Knoxville, Tenn.</i>					
3/21/92	2/nr	H	W	97-56	Rutgers
<i>NCAA MIDEAST REGIONAL CHAMPIONSHIPS (3rd), West Lafayette, Ind.</i>					
3/26/92	2/15	N63	L	70-75	Western Kentucky

1992-93 (29-3, 11-0 SEC, 1st)

Final AP Ranking: 2nd

SEC Champions

Date	Rank	Site	W/L	Score	Opponent
11/22/92		H	L-ex	68-70	Athletes in Action
11/30/92		H	W-ex	84-70	MTK Budapest (Hungary)
12/4/92	2/nr	N56	W	69-60	Oklahoma State
12/5/92	2/8	N56	W	94-71	Stephen F. Austin
12/6/92	2/1	N56	W	74-73 (OT)	Stanford
12/9/92	1/nr	H	W	89-45	North Carolina-Charlotte
12/18/92	1/11	A	W	83-76	Louisiana Tech
12/21/92	1/2	H	W	84-79	Stanford
12/29/92	1/nr	N64	W	73-53	George Washington
12/30/92	2/6	A64	L	72-77	Maryland
1/2/93	1/nr	A	W	68-60	Old Dominion
1/4/93	1/nr	H	W	79-48	Notre Dame
1/7/93	2/nr	A	W	95-61	Louisiana State
1/9/93	2/nr	H	W	109-62	Mississippi State
1/12/93	2/9	A	W	70-59	Auburn
1/16/93	2/nr	H	W	64-53	Mississippi
1/19/93	2/nr	H	W	93-74	Rutgers
1/21/93	2/21	H	W	60-48	DePaul
1/23/93	2/nr	A	W	86-74	Alabama
1/25/93	2/nr	H	W	93-50	Providence
1/30/93	2/1	A	W	73-68	Vanderbilt
2/2/93	1/13	A	W	72-58	Texas
2/6/93	1/25	H	W	85-61	Kentucky
2/9/93	1/nr	A	W	78-54	Youngstown State
2/14/93	1/nr	H	W	71-68	Georgia
2/16/93	1/nr	H	W	90-46	Memphis State
2/18/93	1/nr	H	W	100-57	South Carolina
2/21/93	1/nr	A	W	88-75	Florida
2/24/93	1/nr	A	W	95-58	Eastern Kentucky
2/27/93	1/nr	A	W	72-55	Arkansas
<i>SEC TOURNAMENT (5th), Chattanooga, Tenn.</i>					
3/6/93	1/nr	N65	L	72-73	Georgia
<i>NCAA SECOND ROUND, Knoxville, Tenn.</i>					
3/20/93	2/nr	H	W	89-66	Northwestern
<i>NCAA MIDEAST REGIONAL CHAMPIONSHIPS (2nd), Iowa City, Iowa</i>					
3/25/93	2/17	N48	W	74-54	North Carolina
3/27/93	2/4	A48	L	56-72	Iowa

1993-94 (31-2, 11-0 SEC, 1st)

Final AP Ranking: 1st

SEC Champions

SEC Tournament Champions

Date	Rank	Site	W/L	Score	Opponent
11/18/93		H	W-ex	76-73	Athletes in Action
11/21/93	1/8	N66	W	80-45	Ohio State
11/23/93		H	W-ex	89-75	Bulgarian National B Team
11/28/93	1/nr	H	W	82-66	Montana
12/3/93	1/9	A	W	81-75	Stanford
12/7/93	1/nr	A	W	65-63	Arizona
12/12/93	1/23	H	W	64-48	Maryland
12/18/93	1/nr	H	W	84-69	Florida
12/20/93	1/7	H	W	86-82 (OT)	Colorado

12/22/93	1/10	H	W	94-60	Louisiana Tech
12/30/93	1/nr	A	W	79-65	Memphis State
1/2/94	1/24	H	W	89-67	Arkansas
1/7/94	1/nr	A	W	105-70	Notre Dame
1/9/94	1/nr	H	W	91-69	Louisiana State
1/13/94	1/nr	H	W	90-49	Old Dominion
1/15/94	1/21	H	W	58-46	Auburn
1/17/94	1/nr	A	L	77-87	Rutgers
1/20/94	1/nr	H	W	88-51	Virginia Tech
1/22/94	1/nr	A	W	82-62	Mississippi State
1/25/94	2/nr	H	W	94-60	Texas
1/29/94	2/nr	A	W	66-56	DePaul
1/31/94	2/9	A	W	84-82	Vanderbilt
2/5/94	2/15	H	W	85-69	Alabama
2/8/94	2/nr	A	W	91-75	South Carolina
2/11/94	2/nr	A	W	83-73	Providence
2/13/94	2/12	H	W	79-57	Vanderbilt
2/16/94	1/nr	A	W	70-60	Mississippi
2/18/94	1/nr	A	W	95-89 (OT)	Kentucky
2/27/94	1/nr	A	W	75-59	Georgia
<i>SEC TOURNAMENT (1st), Chattanooga, Tenn.</i>					
3/5/94	1/nr	N65	W	86-72	Georgia
3/6/94	1/16	N65	W	72-56	Alabama
3/7/94	1/13	N65	W	82-57	Vanderbilt
<i>NCAA FIRST ROUND, Knoxville, Tenn.</i>					
3/16/94	1/nr	H	W	111-37	North Carolina A&T
<i>NCAA SECOND ROUND, Knoxville, Tenn.</i>					
3/19/94	1/nr	H	W	78-66	Clemson
<i>NCAA MIDEAST REGIONAL CHAMPIONSHIPS (3rd), Fayetteville, Ark.</i>					
3/24/94	1/6	N67	L	68-71	Louisiana Tech

1994-95 (34-3, 11-0 SEC, 1st)

Final AP Ranking: 3rd

SEC Champions

2nd NCAA National Championships

Date	Rank	Site	W/L	Score	Opponent
11/17/94		H	W-ex	78-65	Athletes in Action
11/20/94	1/3	N66	W	69-62	Louisiana Tech
11/22/94		H	W-ex	106-57	Australian Institute of Sport
11/26/94	1/nr	H	W	95-66	Memphis
12/1/94	1/2	H	W	105-69	Stanford
12/4/94	1/nr	A	W	95-29	Maryland
12/6/94	1/15	H	W	81-63	Purdue
12/9/94	1/12	N68	W	84-73	Virginia
12/10/94	1/7	N68	W	78-74	Penn State
12/17/94	1/8	A	W	78-72	Colorado
12/19/94	1/nr	A	W	66-61	Montana
12/28/94	1/nr	A	W	66-54	Texas
12/31/94	1/8	A	W	72-70	Vanderbilt
1/2/95	1/nr	H	W	109-57	Arizona
1/7/95	1/nr	A	W	102-68	Louisiana State
1/9/95	1/3	A	W	62-56	Louisiana Tech
1/12/95	1/nr	H	W	72-55	South Carolina
1/14/95	1/nr	A	W	68-43	Auburn
1/16/95	1/2	A	L	66-77	Connecticut
1/21/95	2/nr	H	W	81-58	Mississippi State
1/24/95	2/nr	A	W	77-54	Old Dominion
1/29/95	2/16	H	W	83-48	Mississippi
2/1/95	2/14	A	W	76-69	Florida
2/5/95	2/16	A	W	95-44	Alabama
2/7/95	2/20	A	W	87-67	Arkansas
2/12/95	2/7	H	W	75-55	Vanderbilt
2/14/95	2/nr	H	W	85-54	DePaul
2/19/95	2/nr	H	W	67-41	Kentucky
2/22/95	5/nr	A	W	66-33	Virginia Tech
2/25/95	2/9	H	W	83-61	Georgia
<i>SEC TOURNAMENT (2nd), Chattanooga, Tenn.</i>					
3/4/95	2/nr	N65	W	74-62	Kentucky
3/5/95	2/16	N65	W	84-70	Alabama
3/6/95	2/9	N65	L	61-67	Vanderbilt
<i>NCAA SUB-REGIONAL, Knoxville, Tenn.</i>					
3/16/95	3/nr	H	W	96-59	Florida A&M
3/18/95	3/nr	H	W	70-44	Florida International
<i>NCAA MIDEAST REGIONAL CHAMPIONSHIPS (1st), Knoxville, Tenn.</i>					
3/23/95	3/9	H	W	87-65	Western Kentucky
3/25/95	3/5	H	W	80-59	Texas Tech
<i>NCAA FINAL FOUR (2nd), Minneapolis, Minn.</i>					
4/1/95	3/12	N16	W	73-51	Georgia
4/2/95	3/1	N16	L	64-70	Connecticut

1995-96 (32-4, 9-2 SEC, 2nd)

Final AP Ranking: 4th

SEC Champions

NCAA NATIONAL CHAMPIONS

Date	Rank	Site	W/L	Score	Opponent
11/11/95		H	W-ex	85-49	Lithuania
11/19/95	6/3	H69	W	78-51	Virginia
11/22/95		H	L-ex	58-82	United States National Team
11/25/95	4/nr	H	W	75-54	St. Joseph's
11/27/95	3/10	H	W	81-44	Texas Tech
12/1/95	3/nr	N70	W	77-42	Alabama-Birmingham

12/2/95	3/7	N70	W	81-63	Purdue
12/3/95	2/12	N70	W	79-67	Penn State
12/8/95	2/10	N71	W	82-68	Purdue
12/10/95	2/nr	H	W	83-67	Texas
12/16/95	2/9	A	L	72-90	Stanford
12/20/95	4/nr	A	W	76-68	DePaul
12/31/95	5/nr	A	W	84-63	Memphis
1/2/96	4/21	H	W	87-67	Florida
1/6/96	4/2	H	L	53-59	Connecticut
1/8/96	4/7	A	L	71-77	Georgia
1/11/96	4/15	H	W	69-47	Old Dominion
1/14/96	4/nr	A	W	60-45	Kentucky
1/17/96	6/20	H	W	78-66	Arkansas
1/19/96	6/2	H	W	85-82	Vanderbilt
1/22/96	4/1	H	W	77-72	Louisiana Tech
1/28/96	4/18	H	W	81-69	Alabama
2/4/96	3/20	A	L	72-78	Mississippi
2/8/96	9/8	A	W	72-61	Wisconsin
2/10/96	6/nr	A	W	92-76	Mississippi State
2/15/96	5/nr	A	W	79-73 (OT)	South Carolina
2/18/96	5/20	H	W	72-67 (OT)	Auburn
2/22/96	5/nr	H	W	88-75	Louisiana State
2/25/96	5/10	A	W	79-71	Vanderbilt
<i>SEC TOURNAMENT (1st), Chattanooga, Tenn.</i>					
3/2/96	5/23	N65	W	73-51	Mississippi
3/3/96	5/18	N65	W	74-63	Florida
3/4/96	4/10	N65	W	64-60	Alabama
<i>NCAA SUB-REGIONAL, Knoxville, Tenn.</i>					
3/16/96	4/nr	H	W	97-56	Radford
3/18/96	4/nr	H	W	97-65	Ohio State
<i>NCAA EAST REGIONAL CHAMPIONSHIPS (1st), Charlottesville, Va.</i>					
3/23/96	4/20	N72	W	92-71	Kansas
3/25/96	4/11	A72	W	52-46	Virginia
<i>NCAA FINAL FOUR (1st), Charlotte, N.C.</i>					
3/29/96	4/2	N73	W	88-83 (OT)	Connecticut
3/31/96	4/5	N73	W	83-65	Georgia

1996-97 (29-10, 8-4 SEC, 5th)

Final AP Ranking: 10th

NCAA NATIONAL CHAMPIONS

Date	Rank	Site	W/L	Score	Opponent
11/15/96	4/nr	H74	W	80-59	Austin Peay
11/17/96	4/12	H74	W	79-60	Kansas
11/19/96	3/nr	N75	W	72-59	Notre Dame
11/20/96	3/11	N75	L	64-66	Louisiana Tech
11/23/96	3/nr	N76	W	83-68	Marquette
11/24/96	3/nr	A76	W	87-58	Vermont
11/26/96	5/nr	H	W	71-36	Wisconsin-Green Bay
12/3/96	4/nr	H	W	79-63	Memphis
12/8/96	4/5	H	L	93-94 (OT)	Georgia
12/15/96	5/1	H	L	65-82	Stanford
12/18/96	6/11	A	W	79-71	Texas Tech
12/21/96	6/13	A	W	68-65 (OT)	Texas
12/29/96	6/22	A	L	75-77	Arkansas
1/2/97	8/nr	A	W	64-52	St. Joseph's
1/5/97	8/1	N77	L	57-72	Connecticut
1/7/97	9/2	A	L	72-83	Old Dominion
1/12/97	9/nr	H	W		

SCORES YEAR-BY-YEAR

1997-98 (39-0, 14-0, 1st)

Final AP Ranking: 1st
SEC Champions
SEC Tournament Champions
NCAA NATIONAL CHAMPIONS

Date	Rank	Site	W/L	Score	Opponent
11/4/97		H	W-ex	111-54	United States Armed Forces
11/18/97	1/nr	H	W	92-54	Mississippi
11/21/97	1/2	H	W	75-61	Louisiana Tech
11/23/97	1/nr	A	W	73-32	Tennessee-Martin
11/25/97	1/nr	H	W	92-52	Vermont
11/29/97	1/11	N79	W	88-70	Stanford
11/30/97	1/nr	A	W	74-51	Portland
12/3/97	1/nr	H	W	98-64	Texas
12/6/97	1/nr	N80	W	93-61	George Mason
12/7/97	1/nr	A	W	78-28	Manhattan
12/12/97	1/nr	H61	W	78-68	Illinois
12/18/97	1/nr	N81	W	98-63	Akron
12/19/97	1/nr	N81	W	105-81	Texas A&M
12/20/97	1/9	N81	W	87-66	Wisconsin
1/1/98	1/nr	H	W	88-58	Arkansas
1/3/98	1/3	H	W	84-69	Connecticut
1/6/98	1/nr	A	W	94-52	South Carolina
1/10/98	1/12	H	W	99-60	Florida
1/14/98	1/19	A	W	96-71	Georgia
1/18/98	1/nr	A	W	93-65	Kentucky
1/20/98	1/nr	A	W	125-46	DePaul
1/25/98	1/9	H	W	86-54	Vanderbilt
1/28/98	1/17	H	W	102-43	Georgia
2/1/98	1/nr	H	W	73-66	Alabama
2/4/98	1/nr	A	W	91-45	Mississippi
2/7/98	1/3	H	W	85-61	Old Dominion
2/9/98	1/nr	A	W	74-52	Mississippi State
2/12/98	1/nr	A	W	91-65	Memphis
2/14/98	1/nr	H	W	79-63	Auburn
2/16/98	1/14	A	W	91-60	Vanderbilt
2/22/98	1/nr	H	W	90-58	Louisiana State

SEC TOURNAMENT (1st), Columbus, Ga.

2/27/98	1/nr	N82	W	88-60	Mississippi State
2/28/98	1/14	N82	W	106-45	Vanderbilt
3/1/98	1/20	N82	W	67-63	Alabama

NCAA SUB-REGIONAL, Knoxville, Tenn.

3/14/98	1/nr	H	W	102-58	Liberty
3/16/98	1/15	H	W	82-62	Western Kentucky

NCAA MIDEAST REGIONAL CHAMPIONSHIPS (1st), Nashville, Tenn.

3/21/98	1/nr	N83	W	92-60	Rutgers
3/23/98	1/7	N83	W	76-70	North Carolina

NCAA FINAL FOUR (1st), Kansas City, Mo.

3/27/98	1/nr	N84	W	86-58	Arkansas
3/29/98	1/4	N84	W	93-75	Louisiana Tech

1998-99 (31-3, 13-1 SEC, 1st)

Final AP Ranking: 2nd
SEC Champions
SEC Tournament Champions
2nd NCAA East Regionals

Date	Rank	Site	W/L	Score	Opponent
11/8/98		H	W-ex	100-60	Visby Ladies (Sweden)
11/13/98	2/nr	H	W	94-57	Portland
11/15/98	1/5	A85	L	68-78	Purdue
11/16/98	4/nr	H	W	108-63	St. Joseph's
11/28/98	3/nr	A	W	86-65	Texas
11/30/98	3/2	A	W	92-73	Louisiana Tech
12/3/98	3/nr	H	W	89-47	DePaul
12/6/98	3/16	N86	W	74-60	Duke
12/17/98	2/nr	A	W	82-62	Arkansas
12/19/98	2/nr	H	W	98-62	Stanford
12/21/98	2/8	H	W	100-77	UCLA
12/29/98	2/nr	A	W	92-51	Mississippi
1/3/99	2/15	N87	W	68-54	Rutgers
1/7/99	2/nr	H	W	87-58	South Carolina
1/10/99	2/4	A	W	92-81	Connecticut
1/14/99	1/4	H	W	102-69	Georgia
1/17/99	1/nr	H	W	98-60	Kentucky
1/19/99	1/12	A	W	77-61	Old Dominion
1/21/99	1/21	A	W	77-64	Florida
1/28/99	1/4	A	W	95-79	Georgia
1/31/99	1/14	A	W	85-73	Alabama
2/4/99	1/nr	H	W	96-58	Mississippi
2/6/99	1/nr	H	W	94-53	Mississippi State
2/7/99	1/nr	A	W	66-60	Vanderbilt
2/14/99	1/17	A	W	71-63	Auburn
2/16/99	1/nr	H	W	113-39	Memphis
2/18/99	1/nr	H	W	89-53	Vanderbilt
2/21/99	1/24	A	L	69-72	Louisiana State

SEC TOURNAMENT (1st), Chattanooga, Tenn.

2/26/99	2/nr	N65	W	92-80	Florida
2/27/99	2/24	N65	W	80-69	Alabama
2/28/99	2/14	N65	W	85-69	Georgia

NCAA SUB-REGIONAL, Knoxville, Tenn.

3/13/99	2/nr	H	W	113-54	Appalachian State
---------	------	---	---	--------	-------------------

3/15/99	2/nr	H	W	89-62	Boston College
<i>NCAA EAST REGIONAL CHAMPIONSHIPS (2nd), Greensboro, N.C.</i>					
3/20/99	2/13	N25	W	68-52	Virginia Tech
3/22/99	2/10	N25	L	63-69	Duke
<i>(European Tour)</i>					
8/15/99	A88	W-ex	71-68	Valenciennes-Orchies (France)	
8/17/99	A89	W-ex	104-37	Wetzikon BBC (Switzerland)	
8/19/99	A90	W-ex	126-50	Martigny BBC (Switzerland)	
8/20/99	A91	W-ex	66-57	Aix-En-Provence (France)	
8/22/99	A92	W-ex	114-45	Roque-Bruen (France)	

1999-2000 (33-4, 13-1 SEC, 1st)

Final AP Ranking: 2nd
SEC Champions
SEC Tournament Champions
2nd NCAA National Championships

Date	Rank	Site	W/L	Score	Opponent
11/2/99		H	W-ex	82-63	FTC-Diego Budapest
11/7/99		H	W-ex	65-64	United States National Team
11/14/99	2/6	H69	L	64-69	Louisiana Tech
11/19/99	5/nr	H	W	133-60	Tennessee-Martin
11/26/99	5/23	A	W	79-73	Stanford
11/28/99	5/4	A	W	88-77	UCLA
12/2/99	3/17	H	W	72-66	Purdue
12/5/99	3/25	A	W	85-62	Wisconsin
12/7/99	2/nr	A	W	92-69	Memphis
12/17/99	2/nr	A	W	100-66	DePaul
12/19/99	2/nr	A	W	82-59	St. Joseph's
12/30/99	2/25	H	W	106-76	Texas
1/3/00	2/21	H	W	113-55	Old Dominion
1/6/00	2/16	A	W	86-50	Louisiana State
1/8/00	2/1	H	L	67-74	Connecticut
1/10/00	2/nr	H	W	79-69	Arkansas
1/14/00	2/nr	A	W	92-76	South Carolina
1/17/00	2/7	A	L	51-78	Georgia
1/23/00	2/nr	A	W	71-65	Kentucky
1/29/00	4/8	N93	W	83-63	North Carolina State
1/30/00	4/nr	H	W	77-48	Kentucky
2/2/00	4/1	A	W	72-71	Connecticut
2/4/00	4/nr	H	W	78-52	Vanderbilt
2/6/00	4/nr	H	W	65-47	Alabama
2/10/00	2/nr	A	W	70-49	Mississippi
2/13/00	2/nr	H	W	97-78	Florida
2/17/00	2/22	A	W	79-75	Mississippi State
2/20/00	2/9	H	W	80-48	Louisiana State
2/24/00	2/nr	A	W	59-57	Vanderbilt
2/27/00	2/11	H	W	76-61	Auburn

SEC TOURNAMENT (1st), Chattanooga, Tenn.

3/3/00	2/nr	N65	W	91-79	Florida
3/4/00	2/nr	N65	W	61-53	Vanderbilt
3/5/00	3/17	N65	W	70-67	Mississippi State

NCAA SUB-REGIONAL, Knoxville, Tenn.

3/18/00	2/nr	H	W	90-38	Furman
3/20/00	2/21	H	W	75-60	Arizona

NCAA MIDEAST REGIONAL CHAMPIONSHIPS (1st), Memphis, Tenn.

3/25/00	2/19	N94	W	77-56	Virginia
3/27/00	2/11	N94	W	57-44	Texas Tech

NCAA FINAL FOUR (2nd), Philadelphia, Pa.

3/31/00	2/8	N95	W	64-54	Rutgers
4/2/00	2/1	N95	L	52-71	Connecticut

2000-01 (31-3, 14-0 SEC, 1st)

Final AP Ranking: 3rd
SEC Champions
3rd NCAA Mideast Regionals

Date	Rank	Site	W/L	Score	Opponent
11/5/00		H	W-ex	144-52	Dynamo Kiev
11/16/00		H	W-ex	108-78	Athletes in Action
11/18/00	2/nr	H	W	94-52	DePaul
11/24/00	2/nr	N96	W	86-58	Clemson
11/25/00	2/nr	N96	W	111-62	Illinois
11/27/00	2/nr	A	W	83-61	TCU
12/3/00	2/18	H	W	90-66	Wisconsin
12/6/00	2/nr	H	W	72-57	Boston College
12/10/00	2/12	A	W	70-62	Louisiana Tech
12/15/00	2/nr	H	W	98-60	Memphis
12/17/00	2/15	H	W	63-58	Stanford
12/22/00	2/15	A	W	67-59	Texas
12/27/00	2/nr	N97	W	67-63	Arizona State
12/30/00	2/1	N77	L	76-81	Connecticut
1/2/01	2/9	N87	W	58-51	Rutgers
1/4/01	2/11	H	W	89-70	Louisiana State
1/7/01	2/nr	A	W	76-61	Arkansas
1/11/01	2/nr	H	W	99-45	South Carolina
1/15/01	2/21	H	W	66-59	Mississippi State
1/18/01	2/4	H	W	85-69	Georgia
1/21/01	2/nr	A	W	110-38	Kentucky
1/23/01	3/16	A	W	70-64	Vanderbilt
1/27/01	3/nr	H	W	83-39	Kentucky
1/28/01	3/nr	A	W	87-70	Old Dominion
2/1/01	3/2	H	W	92-88	Connecticut

2/4/01	3/nr	A	W	97-75	Alabama
2/8/01	2/nr	H	W	119-52	Mississippi
2/11/01	2/6	A	W	103-73	Florida
2/18/01	2/13	A	W	75-73	Louisiana State
2/22/01	1/18	H	W	70-66	Vanderbilt
2/25/01	1/nr	A	W	63-49	Auburn

SEC TOURNAMENT (3rd), Memphis, Tenn.

3/2/01	1/nr	N94	W	82-52	Alabama
3/3/01	1/15	N94	L	74-77	Vanderbilt

NCAA SUB-REGIONAL, Knoxville, Tenn.

3/16/01	3/nr	H	W	80-38	Austin Peay
3/18/01	3/nr	H	W	92-75	St. Mary's (CA)

NCAA MIDEAST REGIONAL CHAMPIONSHIPS (3rd), Birmingham, Ala.

3/24/01	3/12	N98	L	65-80	Xavier
---------	------	-----	---	-------	--------

2001-02 (29-5, 13-1 SEC, 1st)

Final AP Ranking: 6th
SEC Champions
3rd NCAA National Championships

Date	Rank	Site	W/L	Score	Opponent
11/4/01		H	W-ex	108-69	Remus Austria Power
11/16/01	2/nr	A	W	97-57	Chattanooga
11/18/01	2/nr	H	W	106-66	Southern California
11/23/01	2/5	H	W	90-75	Louisiana Tech
11/27/01	2/22	A	W	88-57	George Washington
12/2/01	2/8	N99	W	93-56	North Carolina State
12/5/01	2/nr	A	W	75-66	Boston College
12/16/01	2/6	A	W	68-62	Stanford
12/19/01	2/nr	A	W	80-66	DePaul
12/27/01	2/9	N100	W	89-68	Duke
12/29/01	2/nr	A	W	92-66	Memphis
1/3/02	2/15	A	W	88-64	Florida
1/5/02	2/1	H	L	72-86	Connecticut
1/8/02	2/25	H	W	74-62	Old Dominion
1/10/02	2/19	H	W	71-50	Auburn
1/13/02	2/nr	H	W	79-67	Louisiana State
1/17/02	2/8	A	W	80-61	North Carolina
1/20/02	2/nr	H	W	82-57	Alabama
1/27/02	2/22	A	W	66-53	Auburn
1/31/02	2/12	H	W	86-66	Florida
2/2/02	2/8	A	L	59-76	Vanderbilt
2/7/02	3/nr	H	W	93-65	Arkansas
2/10/02	3/22	A	W	52-50	Georgia
2/12/02	3/18	H	L	66-69	Texas
2/14/02	3/nr	A	W	80-78	Mississippi State
2/16/02	3/6	H	W	75-68	Vanderbilt
2/21/02	4/nr				

SCORES YEAR-BY-YEAR

2/16/03	3/nr	A	W	59-56	Auburn
2/20/03	3/18	H	W	87-60	Georgia
2/23/03	3/4	A	W	68-65	Louisiana State
2/27/03	3/17	H	W	91-71	Vanderbilt
3/2/03	3/nr	A	W	84-69	Kentucky
<i>SEC TOURNAMENT (2nd), N. Little Rock, Ark.</i>					
3/7/03	3/nr	N107	W	66-51	Auburn
3/8/03	3/10	N107	W	76-75	Mississippi State
3/9/03	3/6	N107	L	62-78	Louisiana State
<i>NCAA FIRST AND SECOND ROUNDS, Knoxville, Tenn.</i>					
3/22/03	4/nr	H	W	95-43	Alabama State
3/24/03	4/nr	H	W	81-51	Virginia
<i>NCAA MIDEAST REGIONAL CHAMPIONSHIPS (1st), Knoxville, Tenn.</i>					
3/29/03	4/15	H	W	86-58	Penn State
3/31/03	4/11	H	W	73-49	Villanova
<i>NCAA FINAL FOUR (2nd), Atlanta, Ga.</i>					
4/6/03	4/2	N108	W	66-56	Duke
4/8/03	4/1	N108	L	68-73	Connecticut
<i>(European Tour)</i>					
8/10/03		N109	W	58-13	Pesaro (Italy)
8/13/03		A110	L	79-85	Greek National Team
8/14/03		N110	L	67-69	Bulgarian National Team
8/15/03		N110	W	88-74	Romanian National Team
8/16/03		A110	W	59-50	Greek National Team

2003-04 (31-4, 14-0 SEC, 1st)

Final AP Ranking: 2nd
SEC Champions
2nd NCAA National Championships

Date	Rank	Site	W/L	Score	Opponent
11/9/03		H	W-ex	86-57	West Coast All-Stars
11/18/03		H	W-ex	88-64	Athletes In Action
11/23/03	3/nr	H	W	83-52	Chattanooga
11/30/03	3/17	H	W	83-59	Notre Dame
12/7/03	3/10	H	W	85-65	Louisiana Tech
12/11/03	2/nr	H	W	59-49	Rutgers
12/14/03	2/6	A	W	70-66 (OT)	Stanford
12/17/03	2/nr	A	W	96-89 (OT)	DePaul
12/21/03	2/13	A	W	71-55	Oklahoma
12/28/03	2/5	H	L	60-70	Texas
12/30/03	5/nr	A	W	65-51	George Washington
1/2/04	5/19	A	W	74-66	TCU
1/4/04	5/nr	H	W	66-42	Old Dominion
1/8/04	5/nr	H	W	83-44	Arkansas
1/11/04	5/nr	A	W	61-53	Mississippi State
1/15/04	5/nr	A	W	86-58	South Carolina
1/18/04	5/nr	H	W	72-51	Alabama
1/22/04	2/nr	H	W	79-54	Vanderbilt
1/24/04	2/1	A	W	72-69	Duke
1/29/04	1/nr	A	W	81-72	Kentucky
2/1/04	1/22	H	W	68-61 (OT)	Auburn
2/5/04	1/4	H	L	67-81	Connecticut
2/8/04	1/nr	H	W	72-58	South Carolina
2/12/04	3/19	A	W	70-67	Georgia
2/15/04	2/nr	A	W	94-88	Vanderbilt
2/19/04	3/nr	H	W	88-79	Florida
2/22/04	3/nr	A	W	85-69	Mississippi
2/26/04	2/nr	A	W	93-71	Arkansas
2/29/04	2/15	H	W	85-62	Louisiana State

SEC TOURNAMENT (3rd), Nashville, Tenn.

3/5/04 1/nr N101 W 67-57 Mississippi State

3/6/04 1/20 N101 L 66-68 (OT) Georgia

NCAA FIRST AND SECOND ROUNDS, Tallahassee, Fla.

3/20/04 2/nr N111 W 77-54 Colgate

3/22/04 2/nr N111 W 79-59 DePaul

NCAA MIDWEST REGIONAL CHAMPIONSHIPS (1st), Norman, Okla.

3/28/04 2/15 N112 W 71-69 Baylor

3/30/04 2/10 N112 W 62-60 Stanford

NCAA FINAL FOUR (2nd), New Orleans, La.

4/4/04 2/19 N113 W 52-50 Louisiana State

4/6/04 2/6 N113 L 61-70 Connecticut

2004-05 (30-5, 13-1 SEC, 2nd)

Final AP Ranking: 3rd
SEC Tournament Champions
3rd NCAA National Championships

Date	Rank	Site	W/L	Score	Opponent
11/11/04		H	W-ex	105-47	Carson-Newman
11/14/04		H	W-ex	77-36	West Coast All-Stars
11/19/04	1/nr	A	W	68-34	Chattanooga
11/21/04	1/nr	A	W	64-54	North Carolina State
11/23/04	1/nr	H	W	71-41	George Washington
11/25/04	1/4	A	L	59-74	Texas
11/28/04	1/nr	H	W	52-48	Temple
12/2/04	4/10	H	L	57-59	Duke
12/12/04	9/15	H	W	78-63	DePaul
12/15/04	9/nr	A	W	70-59	Louisiana Tech
12/19/04	9/nr	H	W	82-55	TCU
12/21/04	9/2	H	W	70-67	Stanford
12/29/04	8/24	A	L	51-65	Rutgers
1/2/05	8/nr	A	W	68-58	Old Dominion

1/8/05	10/15	A	W	68-67	Connecticut
1/13/05	8/nr	H	W	72-54	Arkansas
1/16/05	8/17	A	W	79-65	Vanderbilt
1/20/05	7/nr	A	W	81-71	Auburn
1/23/05	7/nr	H	W	67-49	Kentucky
1/27/05	5/nr	A	W	68-53	South Carolina
1/31/05	5/20	H	W	77-70	Georgia
2/3/05	5/nr	A	W	91-82 (OT)	Florida
2/6/05	5/nr	H	W	99-67	Mississippi
2/10/05	5/1	A	L	58-68	Louisiana State
2/13/05	5/21	H	W	72-63	Vanderbilt
2/17/05	6/nr	H	W	74-44	South Carolina
2/20/05	6/nr	A	W	84-71	Arkansas
2/24/05	5/nr	H	W	78-56	Mississippi State
2/27/05	5/nr	A	W	94-81	Alabama

SEC TOURNAMENT (1st), Greenville, S.C.

3/4/05 5/nr N114 W 64-54 Auburn

3/5/05 5/18 N114 W 76-73 Vanderbilt

3/6/05 5/1 N114 W 67-65 Louisiana State

NCAA FIRST AND SECOND ROUNDS, Knoxville, Tenn.

3/20/05 3/nr H W 94-43 Western Carolina

3/22/05 3/nr H W 75-54 Purdue

NCAA PHILADELPHIA REGIONAL CHAMPIONSHIPS (1st), Philadelphia, Pa.

3/27/05 3/14 N115 W 75-59 Texas Tech

3/29/05 3/9 N115 W 59-49 Rutgers

NCAA FINAL FOUR (3rd), Indianapolis, Ind.

4/3/05 3/6 N116 L 64-68 Michigan State

2005-06 (31-5, 11-3 SEC, 2nd)

Final AP Ranking: 6th
SEC Tournament Champions
2nd NCAA Cleveland Regionals

Date	Rank	Site	W/L	Score	Opponent
11/6/05		H	W-ex	131-40	Dalhousie
11/10/05		H	W-ex	101-55	Carson-Newman
11/20/05	2/nr	H	W	83-33	Stetson
11/21/05	2/nr	H	W	92-50	Chattanooga
11/24/05	2/9	N117	W	83-55	Michigan State
11/25/05	2/nr	N117	W	79-65	Gonzaga
11/28/05	2/10	N117	W	80-75	Maryland
12/1/05	2/16	H	W	102-61	Texas
12/4/05	2/12	A	W	74-67	Stanford
12/7/05	1/nr	A	W	59-43	George Washington
12/15/05	1/nr	H	W	83-59	Louisiana Tech
12/20/05	1/nr	H	W	107-39	Princeton
12/28/05	1/nr	A	W	75-50	Temple
12/31/05	1/12	A	W	62-51	Notre Dame
1/2/06	1/nr	H	W	83-67	Old Dominion
1/4/06	1/nr	A	W	66-51	South Carolina
1/7/06	1/7	H	W	89-80	Connecticut
1/12/06	1/13	H	W	94-85	Georgia
1/15/06	1/nr	A	W	79-56	Mississippi State
1/19/06	1/19	A	W	80-68	Vanderbilt
1/23/06	1/2	A	L	53-75	Duke
1/26/06	1/nr	A	L	63-66	Kentucky
1/29/06	1/nr	H	W	89-54	Alabama
2/2/06	5/nr	A	W	78-63	Mississippi
2/5/06	5/nr	H	W	77-37	Arkansas
2/9/06	5/3	H	L	69-72	Louisiana State
2/12/06	5/22	H	W	70-67	Vanderbilt
2/16/06	5/13	A	W	58-55	Georgia
2/19/06	5/nr	A	W	82-65	Alabama
2/23/06	5/nr	H	W	81-56	Auburn
2/26/06	5/nr	H	L	93-95 (OT)	Florida

SEC TOURNAMENT (1st), N. Little Rock, Ark.

3/3/06 8/nr N107 W 77-45 Auburn

3/3/06 8/12 N107 W 89-79 Georgia

3/5/06 8/3 N107 W 63-62 Louisiana State

NCAA FIRST AND SECOND ROUNDS, Norfolk, Va.

3/19/06 8/nr N118 W 102-54 Army

3/21/06 8/nr N118 W 66-53 George Washington

NCAA CLEVELAND REGIONAL CHAMPIONSHIPS (2nd), Cleveland, Ohio

3/26/06 6/9 N93 W 76-69 Rutgers

3/28/06 6/1 N93 L 63-75 North Carolina

Tournaments/Neutral Sites:

1-Winthrop Invitational; 2-Carson-Newman Invitational; 3-at Memphis State; 4-at East Tennessee State; 5-at Maryville; 6-at Kentucky; 7-Tennessee Invitational; 8-at Lenoir City, Tenn.; 9-at Carson-Newman; 10-at Tennessee Tech; 11-at Madison; 12-at Lambuth; 13-Tennessee Tech Invitational; 14-at Western Carolina; 15-Mississippi University for Women Christmas Invitational; 16-at Minnesota; 17-Lady Statesman Invitational at Delta State; 18-Lady Vol Classic; 19-at Tennessee-Martin; 20-at North Carolina; 21-at Delta State; 22-Midwestern Classic at Missouri; 23-Orange Bowl Classic, Miami, Fla.; 24-at Fordham; 25-at Greensboro (Coliseum), N.C.; 26-Nike Tournament of Champions at Nevada-Las Vegas; 27-at South Carolina; 28-at Central Michigan; 29-Lady Sunshine Classic, Sanford, Fla.; 30-at Marietta, Ga.; 31-at Louisiana State; 32-at Old Dominion; 33-at Oregon; 34-Giusti Tournament of Champions at Portland State; 35-at Norfolk, Va.; 36-Coca-Cola Classic at Detroit; 37-at Notre Dame; 38-at Parkersburg, W.Va.; 39-Notre Dame Thanksgiving Classic; 40-at Georgia; 41-at UCLA; 42-Bowling Green Bank Invitational at Western Kentucky; 43-Dial Classic at Minnesota; 44-at Mississippi; 45-at Western Kentucky; 46-Northern Illinois Fastbreak Fest; 47-at Hawaii; 48-at Iowa; 49-Amana-Hawkeye Classic at Iowa; 50-Orange Bowl/Burger King Classic at Miami (Fla.); 51-Albany, Ga.; 52-at Texas; 53-Mundialito de Basquete Feminino, Sao Paulo, Brazil; 54-Communiplex Classic, Cincinnati, Ohio; 55-at Tacoma, Wash.; 56-Rainbow Wahine Classic at Hawaii; 57-Bell Atlantic-Rutgers Invitational; 58-Hilton Head Super Shootout, Hilton Head Island, S.C.; 59-at New Orleans, La.; 60-Basketball Hall of Fame Game, Springfield, Mass.; 61-SEC/Big 10 Challenge; 62-World Invitational Club Basketball Championships, London, England; 63-at Purdue; 64-Maryland Invitational; 65-at Tennessee-Chattanooga; 66-State Farm Women's Basketball Hall of Fame Tip-Off Classic, Jackson, Tenn.; 67-at Arkansas; 68-at Richmond, Va.; 69-State Farm Hall of Fame Tip-Off Classic, Knoxville, Tenn.; 70-Kona Classic, Kailua-Kona, Hawaii; 71-Big 10/SEC Challenge at Purdue; 72-at Charlottesville, Va.; 73-at Charlotte, N.C.; 74-Women's National Invitational Tournament, Knoxville, Tenn.; 75-Women's National Invitational Tournament at Ruston, La.; 76-Howard Bank Classic, Burlington, Vt.; 77-at Hartford, Conn.; 78-Riverfront Coliseum, Cincinnati, Ohio; 79-San Jose Arena, San Jose, Calif.; 80-Draddy Gym, Riverdale, N.Y.; 81-UAA Sports Center, Anchorage, Alaska; 82-Columbus Civic Center, Columbus, Ga.; 83-at Vanderbilt; 84-Kemper Arena, Kansas City, Mo.; 85-State Farm Hall of Fame Tip-Off Classic at Purdue; 86-Disney Holiday Classic, Lake Buena Vista, Fla.; 87-at Madison Square Garden, New York, N.Y.; 88-at Namur, Belgium; 89-at Uster, Switzerland; 90-at Martigny, Switzerland; 91-at Istres, France; 92-at Nice, France; 93-at the Quicken Loans Arena (formerly known as the Gund Arena), Cleveland, Ohio; 94-at the Pyramid, Memphis, Tenn.; 95-First Union Center, Philadelphia, Pa.; 96-Women's Maui, Lahaina, Hawaii; 97-Bank One Ballpark, Phoenix, Ariz.; 98-Birmingham-Jefferson Convention Center, Birmingham, Ala.; 99-at the Honda Elite Four, Milk House, Orlando, Fla.; 100-at the ACC/SEC Shootout, Philips Arena, Atlanta, Ga.; 101-at the Gaylord Arena, Nashville, Tenn.; 102-at the Hilton Coliseum, Ames, Iowa; 103-at the Alamodome, San Antonio, Texas; 104-at RBC Center, Raleigh, N.C.; 105-at the San Juan Shootout, San Juan, Puerto Rico; 106-at Conseco Fieldhouse, Indianapolis, Ind.; 107-at Alltel Arena, North Little Rock, Ark.; 108-at the Georgia Dome, Atlanta, Ga.; 109-at Palasport Jacopucci Gymnasium, Viterbo, Italy; 110-at Dometiko Athlitiko Gym, Glyfada, Greece; 111-at Tallahassee Leon County Civic Center, Tallahassee, Fla.; 112-at Lloyd Noble Center, Norman, Okla.; 113-at New Orleans Arena, New Orleans, La.; 114-at BI-LO Center, Greenville, S.C.; 115-at Liacouras Center, Philadelphia, Pa.; 116-at RCA Dome, Indianapolis, Ind.; 117-at St. Thomas, U.S.V.I.; 118-at Ted Constant Center, Norfolk, Va.

(W) - One of these games was a UT victory; the other was not played.



THIS IS TENNESSEE



IN THIS SECTION

World Class Athletes and Coaches 190-191

History of Lady Vol Athletics 192-193

Lady Vol Facilities 194-195

Lady Vol Academics 196-197

University of Tennessee 198-199

Welcome to Knoxville 200-201

Lady Vol Athletics Director Joan Cronan 202

Lady Vols at the Top of the SEC 203

Women's Athletics Staff 204-205

Lady Vol Basketball Traditions 206-207

Lady Vol Hall of Fame 208



Lady Vol

World Class Athletes and Coaches

Considered "The Fastest Man in the World," Justin Gatlin won the 100-meter gold at the 2004 Olympics in Athens, Greece. At the 2005 World Championships in Helsinki, Finland, he won both the 100 and 200 meters.

Chamique Holdsclaw was a four-time All-American basketball player for the Lady Vols and was named the Naismith Player of the Century in 2000.

Cleo Tyson, an 11-time All-American at Tennessee, won the 100-meter dash and 4x100-meter relay gold medals at the 2005 Pan Am Junior Championships.

In 2005, Tianna Madison became the second American woman to win a gold medal in the long jump at the IAAF World Championships.

The winningest coach in Basketball, Pat Summitt finished the 2005-06 season with 913 career wins and has directed the Lady Vols to six National Championships and 13 Southeastern Conference titles.



Lady Vol Tamika Catchings was a four-time All-American, an Olympic gold medalist in 2004 and was the 2006 WNBA All-Star leading vote-getter.

In 2004, former Vol Peyton Manning set the NFL record with 49 touchdown passes.

2005 Tennessee graduate Dee Dee Trotter was an NCAA Champion, a 2004 U.S. Olympic gold medalist and a former world champion.

Phillip Fulmer led the Football Vols to the 1998 National Championship and has coached 13 first-team All-Americans.



Volunteers



Facts

- UT's softball team has made two consecutive trips to the Women's College World Series and in 2006 had five first team All-Americans.
- The women's basketball team has won six NCAA Titles and has had 19 players earn Kodak All-America status.
- The Lady Vol soccer team has been to the NCAA Tournament five years in a row.
- Tennessee's football team, which plays in front of more than 100,000 fans at every home game, ranks second nationally with 81 NFL Draft picks since 1994, including 12 first round selections.
- The women's rowing team captured the NCAA South Regional Championship in 2006.
- Both the men's and women's track programs have won national championships since 2001.
- The Lady Vols volleyball team advanced to the National Semifinals in 2005.
- Lady Vol Cross Country has won four-straight NCAA South Region titles and three consecutive SEC trophies.



Lady Vol

History of Lady Vol Athletics

Though female athletes have competed at UT since 1903, they have been managed by a separate administration only since 1976. During the past 30 years, athletics for women at Tennessee have enjoyed an enormous amount of growth and success. The department has been a model for other women's programs across the country because of its competitive teams, outstanding facilities, quality staff members and excellent graduation rates among student-athletes.

Intercollegiate athletics for women at the University of Tennessee officially began during the 1976-77 academic year. The UT women's department had nine intercollegiate sports at that time, including basketball, cross country, field hockey, gymnastics, swimming and diving, tennis, indoor and outdoor track and field, and volleyball. In the inaugural year, the staff numbered 17 and a budget of \$120,000 serviced approximately 75 athletes.

Despite the fact that field hockey and gymnastics are no longer a part of the department, growth in staff, budget and

sports continually increased through the 1970s and into the 21st century. Under current athletics director Joan Cronan, nearly 85 staff members are on hand to support around 235 student-athletes. Cronan directs a department that posts an operating budget of nearly \$11 million.

With the passage of the Restoration Act of 1988, the original mandates of Title IX have been met at Tennessee with the annexation of four sports. Golf was the first added to UT's plate in 1992. Rowing and softball joined the family during the 1995-96 season, and soccer, the 11th women's intercollegiate sport at Tennessee, began play in the fall of 1996.

The 2005-06 academic and athletic campaigns for the University of Tennessee Lady Volunteers culminated with 152 of 226 student-athletes earning academic honors (an amazing 67.3 percent) while the Orange and White teams combined to capture a third straight Southeastern Conference All-Sports crown. In the field of competition, the overall winning percentage

for all Lady Vol teams during 2005-06 was 73.2 percent. A total of 30 All-American citations were handed out to 26 Tennessee student-athletes.

UT claimed SEC titles in cross country and soccer during the 2005-06 academic year. Additionally, the Lady Vols were victorious in the SEC basketball, soccer and softball tournament championships. All 11 teams sponsored by the UT women's athletics department advanced to their respective NCAA Tournaments, the second time the Lady Vols have accomplished this feat in as many years. Softball and volleyball each advanced to the NCAA Semi-Final round and finished third in the nation; basketball advanced to the Elite Eight; rowing and swimming & diving placed 12th at NAAs; golf was 13th; both the indoor and outdoor track & field squads finished 18th in the nation; soccer advanced to the NCAA Second Round; tennis advanced to the NCAA First Round and the cross country team placed 28th at the NCAA Championships.




unters



Did You Know That All-Time...

- 1 of every 7 Lady Vols has achieved All-America status
- 1 of every 3.5 Lady Vols has garnered All-Southeastern Conference honors
- 1 of every 3 Lady Vols has earned All-Academic recognition
- 1,642 total student-athletes have competed for the Lady Vols all-time through the 2005-06 school year
- 45 of the 50 states within the U.S. have been represented, along with 24 foreign countries
- 32 Lady Vols have combined to make 43 appearances in the Olympics, with a contingent of two (Tamika Catchings and Dee Dee Trotter) making the trip to Athens, Greece, for the Games of the XXV Olympiad
- 468 Lady Vols have received 762 All-SEC honors
- 238 UT women have garnered 899 All-America awards
- 50 student-athletes have totaled 84 Academic All-America accolades
- 518 Lady Vols have been awarded 985 Academic All-SEC citations
- 70 national titles have been brought back to Knoxville by 31 individuals in the sports of swimming and diving and track and field
- Tennessee women's teams have celebrated eight national championships during the existence of the women's athletics department. Track and field claimed the first crown in 1981 at the AIAW Outdoor Championships and the most recent one in 2005 at the NCAA Indoor Championships. Legendary UT Head Coach Pat Summitt, meanwhile, has guided her Lady Vol squads to NCAA hoops triumphs in 1987, 1989, 1991, 1996, 1997 and 1998.



Lady Vol

Facilities



Stokely Athletics Center serves as the home for volleyball and indoor track and field. The track surface was completely re-done prior to the 2000 season. The volleyball team returned to Stokely in 1998 after a multi-million dollar renovation. The configuration for volleyball allows for 5,000 spectators while the track setup seats 9,249.

The \$24.3 million Allan Jones Aquatic Center will serve as the new home of the swimming and diving teams when completed in late 2007. Highlighted by an eight-lane, 50-meter-by-25-yard competition pool with a depth of eight feet from end to end, it will be one of the fastest collegiate pools in the country. A separate competition diving well features five platforms varying in height from 1/2-meter to 10 meters, and two one-meter and two three-meter springboards on the main competition end of the well.

In addition, five three-meter and five one-meter auxiliary springboards will surround the diving well.



The new Regal Soccer Stadium will include seating for approximately 3,000 fans, with player support facilities below the bleachers and a media area on the upper deck. Included will be home and visiting team locker rooms and team meeting areas, a players' lounge for the Lady Vols, a video room with theatre seating and concession areas on both the lower level and upper deck.



The \$2.5 million boat facility is an 18,000-square-foot facility that serves as a team boat bay and has an ergometer training area, locker and shower room, a team meeting room, and a coaches office.

Tom Black Track is an eight-lane Olympic-style oval situated in the heart of campus. The track was resurfaced in 2002 and has been the host site for several SEC Championships, USA Track & Field Youth National Championships, the 1995 NCAA Championships and most recently the 2006 NCAA Midwest Regional.



Volunteers



The University of Tennessee women's athletics training room is a state-of-the-art, 5,600 square-foot sports care center for female athletes that stacks up as one of the nation's best facilities devoted solely to women. It features a modality area and adequate space for functional rehabilitation, aerobic training, hydrotherapy and practice preparation (taping). Additionally, there are administrative areas, a private exam room and a private bathroom for drug testing.

The Lady Vol weight room is approximately 4,500 square feet and equipped primarily with free weights, which allow for optimal functional training and athletic enhancement. The Lady Vol weight room environment is one of both camaraderie and competition at the highest levels. This facility and its staff are dedicated to meet the unique needs of Tennessee's female student-athletes.



Cherokee Country Club is home to the Lady Vols' Mercedes-Benz Championship. The par-71, 5,932 yard course presents players with classic links-style golf on Bermuda fairways and bent grass greens along the Tennessee River.




The Lee softball stadium will feature a state of the art press box, private boxes and VIP suites, a digital scoreboard with video playback capabilities, 1,581 seats and three locker rooms. The Lady Vols will have a 6,900 square-foot training facility directly adjacent with a locker room, film room, player lounge, training room, kitchen and meeting rooms plus coaches offices. The dimensions will be 220' to center field and 200' to left and right field.



The Goodfriend Tennis Center features four Decoturf surface courts, permanent seating for 500 spectators and men's and women's locker rooms. The Varsity Courts at the UT Tennis Stadium feature a 2,500 seat stadium, six Lykold surface courts and overhead lights.



Thompson-Boling Arena is the largest basketball-only facility in the nation, with capacity for nearly 25,000 spectators.




Lady Vol

Academics

Thornton Center Mission Statement

"The University of Tennessee and its Athletics Departments are fully committed to the academic success of each student-athlete. The mission of the Thornton Center and its staff is to provide the academic support, the educational programs and the learning environment in which all student-athletes have the opportunity to achieve their academic and personal goals. The Center also will encourage the student-athletes' participation in the many enriching opportunities available at the University and in the surrounding community."



THORNTON ATHLETICS STUDENT LIFE CENT

Volunteers



THORNTON CENTER QUICK FACTS

The Thornton Athletics Student Life Center, completed in the spring of 2001, is the hub for all academic support and student life activities for Lady Volunteer and Volunteer student-athletes.

The Thornton Center houses two study rooms: the Peyton Manning Study Area, located on the main level, and the Lyle Finley Study Area, located on the second floor. Each comfortably accommodates 60 students.

The David L. Howard & Family Computer Lab provides up-to-date technological facilities for University of Tennessee student-athletes. The computer lab houses 48 computers, three laser printers and five scanners.

CHAMPS

“Program of Excellence” Challenging Athletes’ Minds for Personal Success

The CHAMPS program helps student-athletes realize higher academic achievement and increases the likelihood of retention. Student-athletes graduate and enter a chosen profession with a higher level of vision, maturity, knowledge, motivation and greater overall success. The Tennessee/CHAMPS LifeSkills program has also been honored with the Program of Excellence Award by the NCAA. The award is given annually to any school that displays excellence in meeting the five components of a student-athlete’s total development: academics, athletics, career and personal development and community service.

During the 2005–06 school year...

- 152 Lady Vol student-athletes earned academic honors
- 67.3 percent of Lady Vol student-athletes earned over a 3.0 GPA
- 7 Lady Vols earned Academic All-America honors and a program-high 13 ladies were named to academic All-District IV teams.
- The Lady Vol academic honorees sported 45 different majors including Accounting, Advertising, Art, Aerospace Engineering, Biochemistry, Business, Cellular and Molecular Biology, Exercise Science, Finance, Graphic Design, Journalism and Electronic Media, Language and World Business, Nursing, Plant and Soil Sciences, Psychology, Retail and Consumer Science, Sociology, Special Education, Sport Management and Tourism.



Lady Vol

The University of Tennessee

Founded as Blount College in 1794, the University of Tennessee became the state's first public university and its comprehensive land-grant research institution in 1879. Tennessee's only public Carnegie Doctoral/Research Extensive University, UT ranks among U.S. News and World Report's Top 50 Public Universities in the country.

The University's colleges and schools offer more than 400 degree programs to its 25,244 students, who come from every county in Tennessee, every state in the nation and more than 100 foreign countries. Females account for 52 percent of the student body, and the university has a 17 percent total minority enrollment.

- The University of Tennessee College of Law is ranked among the top 10 public law schools in the National Jurist's best school for the money rating.
- The UT nuclear engineering program ranks 11th in the country, according to U.S. News & World Report.
- The UT minority engineering program is among the top 40 in the nation in educating African-American engineers.



In 2004, former University of Connecticut provost and executive vice president Dr. John Petersen became the 23rd president in the history of the University of Tennessee. Petersen is often seen at Lady Vol events.



Dr. Loren Crabtree became the chancellor and vice president for academic affairs for the University on July 1, 2003.




Dr. Todd A. Diacon assumed the role of the NCAA faculty athletics representative for UT in 2004.



The University of Tennessee

unteers



The John C. Hodges Library, the largest in the state of Tennessee and one of the largest in the Southeast, houses nearly three million books and periodicals as well as study carrels, a 24-hour study lounge and the largest computer lab (60 work stations) on campus.

Lady Vol

Knoxville

When Tennessee became a state on June 1, 1796, Knoxville was distinguished as its first capital. The capital has since moved to Nashville, but the Blount Mansion and James White's Fort still stand as gentle reminders of Knoxville's historic past.

The city of Knoxville has grown into a cosmopolitan area with numerous attractions and more than 500 restaurants. It serves as the headquarters to the TVA, the nation's largest public utility, and is known as a technology corridor of the Southeast.

Knoxville is located in the geographical center of the eastern United States and is within a day's drive of half of the nation's population. Knox County is situated at the crossroads of three major interstates, I-75, I-40 and I-81.

Knoxville's city population is 173,278 with a metropolitan area population of approximately 712,360, which includes Knox, Anderson, Blount, Loudon, Sevier and Union counties.

Knoxville is located in a temperate climate zone 936 feet above sea level, with an annual average temperature of 69 degrees. The annual average precipitation is 47 inches.

Knoxville's McGhee Tyson Airport serves the East Tennessee region with more than 120 flights daily.



The Women's Basketball Hall of Fame, the only museum devoted to women's basketball, is located in downtown Knoxville.



unteers



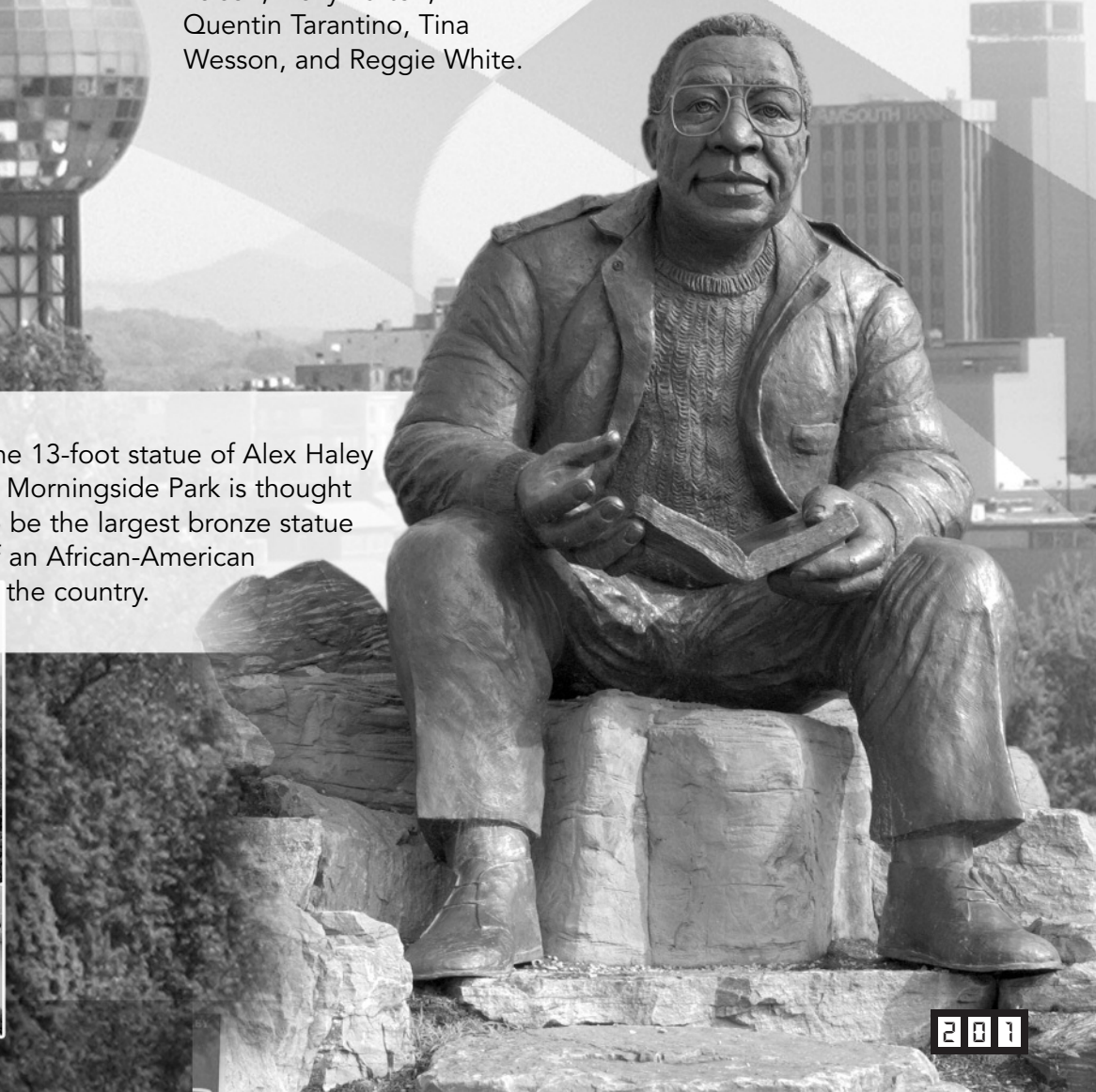
Knoxville was ranked the "best place to live in the United States and Canada" by the Places Rated Almanac among cities with a population of fewer than one million.

The Sunsphere, built for the 1982 World's Fair, is 266 feet tall. The actual ball itself houses five levels.

Famous East Tennesseans or UT alumni include James Agee, Ralph Boston, Dixie Carter, Tamika Catchings, Kenny Chesney, Mary Costa, Phil Garner, William Henry Hastie, Todd Helton, Chamique Holdsclaw, Allan Houston, David Keith, Johnny Knoxville, Peyton Manning, Lindsey Nelson, Dolly Parton, Quentin Tarantino, Tina Wesson, and Reggie White.

Several companies have gotten their start or maintain a headquarters in Knoxville, including ALCOA, Clayton Homes, Goody's Clothing, Home and Garden Television Network, Pilot Oil, Regal Entertainment Group, Ruby Tuesday, Sea Ray Boats, Tennessee Valley Authority (TVA).

The 13-foot statue of Alex Haley in Morningside Park is thought to be the largest bronze statue of an African-American in the country.



Lady Vol

JOAN CRONAN

Women's Athletics Director

Triumphant collegiate programs are able to distinguish themselves from their counterparts because of superiority on the field of competition and within the classroom. Under the vision and direction of Women's Athletics Director Joan Cronan, a heavily-requested speaker on leadership and motivation on the national and local levels, the University of Tennessee Lady Vols have garnered a reputation as one of the most visible and respected programs throughout the nation. UT's successes in both the athletic and academic realms speak volumes to her decision-making and leadership ability, as demonstrated by her recent recognition by her peers at the National Association of Collegiate Women Athletics Administrators (NACWAA) with their 2005 Athletic Director of the Year award. In 2004, Cronan was honored by the National Association of Collegiate Directors of Athletics (NACDA) with their Southeast Region Athletic Director of the Year award.

Now in her 24th year at Tennessee, Cronan's continued admiration by her peers and the community is well deserved because of her efforts in facilitating the operation of a first-class program, which captured the Southeastern Conference's Women's All-Sport Award from the New York Times for the third straight year. She strives not only to keep UT as one of the premier women's



athletics departments in the nation, but also to improve women's athletics on a local, regional and national level.

Cronan joined UT from the College of Charleston in South Carolina, where she served as the athletics director for 10 years and was later inducted into that institution's hall of fame. Under Cronan, the school was selected as the No. 1 women's athletics program in the country in 1980 by the American Women's Sports Foundation.

Closer to home, Cronan is currently president of the Tennessee Sports Hall of Fame, is active on the boards of First Tennessee Bank, Baptist Hospital and the YMCA, and has served as vice chair of the Leadership Knoxville board. She also works closely with the Fellowship of Christian Athletes and Athletes in Action, having served as a board member for the local FCA chapter and as a national trustee. In 2003, Cronan was inducted into the FCA Hall of Champions. Additionally, she finds time to be a deacon at Central Baptist Church-Bearden.

In 1998, Cronan's work earned her accord from the Knoxville Sports Hall of Fame, as she was named its Administrator of the Year. Other honors include chairing the 1991 Knoxville area United Way Fund Drive, serving as president of the Executive Women's Association, receiving the 1994 Toastmaster's International Communication and Leadership Award and earning the 1994 AOPi Citizen of the Year Award. In March of 1987, the Women's Basketball Coaches Association honored her hard work, dedication and success by presenting her with its leadership award. She also won the 1995 regional award for the National Association of Collegiate Women's Athletic Administrators.

On the national scene, she has recently been elected as third vice president of NACDA and is president elect of NACWAA. Cronan has served on the NCAA's Executive Committee, Management Council, as well as the NCAA's Council, and is a member of the NCAA Championship Cabinet. She has also been a member of the Southeastern Conference Executive Committee.

As a former coach, Cronan served a two-year stint at Tennessee from 1968 to 1970. In 1969, she led the women's basketball team to an alternate berth in the first-ever National Invitational Collegiate Basketball Tournament. While at Charleston, she continued her success, not only as a basketball coach but in tennis as well. In 1981, she gave

LADY VOLS UNDER CRONAN

YEAR	W	L	T	PCT
1983-84	129	42	1	.753
1984-85	120	70	0	.632
1985-86	135	93	1	.592
1986-87	110	64	1	.631
1987-88	147	71	0	.674
1988-89	148	47	0	.759
1989-90	168	45	0	.789
1990-91	172	61	0	.738
1991-92	157	58	0	.730
1992-93	283	104	5	.728
1993-94	282	118	0	.705
1994-95	209	137	2	.571
1995-96	269	146	2	.647
1996-97	316	182	2	.634
1997-98	395	179	3	.687
1998-99	368	187	7	.661
1999-00	306	195	3	.610
2000-01	367	176	1	.676
2001-02	393	197	4	.662
2002-03	391	188	4	.674
2003-04	462	186	5	.706
2004-05	540	124	7	.810
2005-06	426	155	4	.732
TOTALS:	6,293	2,825	52	.689

up coaching to devote her full-time attention to her duties as teacher and athletics director.

A graduate of LSU, Cronan earned her B.S. in 1966 and her M.S. in 1968, both in physical education. She was a fall 1995 inductee into LSU's Alumni Hall of Distinction. Currently an avid golfer and tennis player, Cronan was ranked as high as second in the South in doubles and is a former state and Southern doubles champion.

Cronan makes her home in Holston Hills. She and her late husband Tom, who passed away on Aug. 18, 2006, after a valiant battle with pancreatic cancer, have two daughters, Kristi (Mrs. Rhett Benner) and Stacey (Mrs. Kent Bristow), both 1994 graduates of UT, three grandsons, Chase Thomas and Reed Kent Bristow, and Quinn Leighton Benner, and two granddaughters Reese Lauren Benner and Larkin Ann Bristow.



Cronan family vacation, July 2006

Overall Cumulative Record (23 Years)

- 6,293-2,825-52
- .689 Winning Percentage

Team Highlights

- Seven NCAA Titles
- 37 Top-Five NCAA Finishes
- 66 Top-10 NCAA Finishes
- 25 SEC Regular-Season Crowns
- 18 SEC Tournament Championships

Individual Accomplishments

- 2006 Directed Lady Vols to SEC's Women's All-Sport Award
- 2005 NACWAA Athletic Director of the Year
- 2005 Directed Lady Vols to SEC's Women's All-Sport Award
- 2004 Directed Lady Vols to SEC's Women's All-Sport Award
- 2004 NACDA Southeast Region Athletic Director of the Year
- 2003 FCA Hall of Champions Inductee
- 1998 Knoxville Sports Hall of Fame Administrator of the Year
- 1995 NACWAA Regional Athletic Director of the Year
- 1995 LSU's Alumni Hall of Distinction Inductee
- 1994 Toastmaster's International Communication and Leadership Award Recipient
- 1994 AOPi Citizen of the Year Award
- 1990 College of Charleston Hall of Fame Inductee
- 1987 WBCA Leadership Award Recipient
- 1980 Directed No. 1 Women's athletics program in country as voted by AWSF



SEC ALL-SPORTS AWARD

For the third consecutive year, the University of Tennessee Women's Athletics Department, the Lady Vols, was announced as the 2006 Southeastern Conference women's all-sports winner by the *New York Times* Regional Newspaper Group. *The Gainesville* (Fla.) *Sun* tabulated the results which saw UT total 79.50 points for a 9.94 average (in eight sports), while the University of Georgia had 89.00 points and a 9.89 average (in nine sports). Overall, the Lady Vols claimed league titles in cross country and soccer during the 2005-06 academic year. Additionally, basketball, soccer and softball claimed SEC Tournament Championships. Once again, all 11 teams sponsored by the UT women's athletics department (basketball, cross country, golf, indoor track & field, outdoor track & field, rowing, soccer, softball, swimming & diving, tennis and volleyball) advanced to their respective NCAA Tournaments, just as they did a year ago.

"To win this championship for the third consecutive year is a significant feat for our student-athletes and the women's athletics department at UT. It is indeed an honor and extremely special since I believe the SEC is the best conference in America for women's sports," UT Women's Athletics Director Joan Cronan said. "Not only did we win two league titles, but we also captured three SEC Tournament Championships. All of our teams finished in the top five in the league, which is a tremendous accomplishment.

"A lot of credit should go to the University of Tennessee for the outstanding support it provides for our department. We are also fortunate to have an outstanding group of student-athletes, as well as an excellent coaching staff regarded as among the best in the country. The administrators and support staff within the Lady Vol program, who day-in and day-out provide the best services for the student-athletes and coaches, have played an integral role in our success," concluded Cronan.

The University of Georgia claimed the overall All-Sports Trophy, snapping Florida's 14-year reign at the top. The Bulldogs brought the men's title back to Athens as well.

The University of Tennessee finished third overall, with 126 points, behind Georgia (154) and runner-up Florida (141). It is the third time in as many years that the Vols and Lady Vols have combined for a top-three finish.

The *New York Times* Regional Newspaper Group, which includes 14 newspapers throughout the Southeastern United States, awards trophies to the league school that captures each of the three all-sports titles. A first-place SEC finish is worth 12 points, second is given 11 points, and so on. A school's point total is divided by the number of sports it fields to arrive at the average. The *New York Times* Regional Newspaper Group took over coordination of the SEC All-Sports rankings in 1994-95. Prior to that, the league office tabulated the SEC All-Sports totals from 1973-94 and it was given out annually as the Bernie Moore Trophy.



The Lady Vol cross country team has captured three consecutive SEC Titles.

2005-06 FINAL SEC ALL-SPORTS STANDINGS

OVERALL				
Place	School	Points	Sports	Average
1	Georgia	154.00	16.00	9.63
2	Florida	141.00	16.00	8.81
3	TENNESSEE	126.00	15.00	8.40
4	LSU	124.00	16.00	7.75
5	Alabama	117.50	16.00	7.34
6	Arkansas	104.00	16.00	6.93
7	Kentucky	107.00	16.00	6.69
8	Auburn	104.00	16.00	6.50
9	Vanderbilt	63.50	11.00	5.77
10	South Carolina	84.50	15.00	5.63
11	Ole Miss	54.50	13.00	4.19
12	Mississippi State	33.00	13.00	2.54

WOMEN				
Place	School	Points	Sports	Average
1	TENNESSEE	79.50	8.00	9.94
2	Georgia	89.00	9.00	9.89
3	Florida	80.00	9.00	9.89
4	Vanderbilt	39.00	5.00	7.80
5	LSU	66.50	9.00	7.39
6	Auburn	62.00	9.00	6.89
7	Alabama	58.50	9.00	6.50
8	Arkansas	57.00	9.00	6.33
9	Kentucky	56.50	9.00	6.28
10	South Carolina	41.00	8.00	5.13
11	Ole Miss	29.00	7.00	4.14
12	Mississippi State	19.00	7.00	2.71



In 2006, the Lady Vol basketball team captured its second consecutive SEC Tournament title. The program has claimed 13 regular season and 12 conference tournament championships since 1980. Also during the year, cross country claimed its third straight conference title, softball captured its first SEC Tournament and soccer wore the triple crown (SEC Eastern Division, SEC regular season and SEC Tournament titles).

Lady Vol

THE STAFF...

ACADEMICS



ERIC BREY
Director of
Thornton Center



FERNANDEZ WEST
Associate Director
Football, W. Golf



KERRY HOWLAND
Asst. Director of
Ops., Rowing, W.
Basketball, M. Golf



LAUREN MACKEY
Asst. Director of
Counseling, M.
Basketball, Volleyball



JACQUI SCHUMAN
Asst. Director of
Student
Development



SCOTT SWAIN
Asst. Director of
Internal Affairs,
Baseball, Soccer



DAN CARLSON
Football, W.
Tennis



GEORGIA CAVER
Writing Lab
Coordinator



LOIS PRISLOVSKY
SNP Coordinator



EARL SCHLIESMAN
Eligibility
Coordinator



KAY SHANAHAN
Track & Field,
M. Tennis



JEANNE BEAN
Admin. Asst.



RHONDA GREEN
Admin. Asst.



ERIKA HOWARD
Admin. Asst.

ADMINISTRATIVE STAFF



CINDY CONNATSER



DEBBIE DRUMMER



BEVERLY DUNKIN



DEBBIE GOLDEN



LINDA LEWIS



DONNA MUIR



JUDY PORTERFIELD



ALBERTA RANGLES



SUZY SUTTON




KATIE WYNN

COMPLIANCE AND OPERATIONS



DONNA THOMAS
Senior Associate
Athletics Director



ANGIE BOYD KECK
Assistant Athletics
Director for Facilities
& Operations



TODD DOOLEY
Assistant Athletics
Director for
Compliance &
Operations



TARA BROOKS
Graduate Assistant
Event Management

DEVELOPMENT



DARA WORRELL
Assistant Athletics
Director for
Development



MELANIE MASTIN
Intern
Development



ANDREA PIERCY
Graduate Assistant
Development

FINANCE



BILL MYERS
Senior Associate Athletics
Director for Business
Operations/CFO



VELMA ALLEN
Accounting Assistant

INTERNET COMMUNICATIONS



RICK STARRATT
Director of Internet
Communications



JEFF MUIR
Associate Director of
Internet Communications



ELIZABETH OLIVIER
Internet Photographer

MARKETING



CHRIS FULLER
Assistant Athletics
Director for
Marketing & Sales



JIMMY DELANEY
Marketing and
Promotions Director



ROCKY KUNDERT
Assistant Marketing
Director for Group Sales



JAMES CRAMER
Graduate Assistant
Marketing



SUE FLAMINI
Graduate Assistant
Marketing

MEDIA RELATIONS



DEBBY JENNINGS
Associate Athletics
Director for Media Relations



ERIC TRAINER
Assistant Director of
Media Relations



BRIAN DAVIS
Assistant Director of
Media Relations



CAMERON HARRIS
Graduate Assistant
Media Relations



KOBY PADGETT
Graduate Assistant
Media Relations



CASEY SELF
Graduate Assistant
Media Relations



COURTNEY TYSINGER
Graduate Assistant
Media Relations

unteers



MENTAL TRAINING



JOE WHITNEY, PH.D.
Director of Mental Training



CRAIG WRISBERG, PH.D.
Sports Psychology Consultant



MELISSA MADESON
Graduate Assistant Sports Psychology



ANDREA BECKER
Graduate Assistant Sports Psychology

PUBLIC RELATIONS



TIFFANY CARPENTER
Director of Public Relations

SPORTS MEDICINE



REBECCA MORGAN
Team Physician



JENNY MOSHAK
ATC/L, C.S.C.S.
Asst. Athletics Director for Sports Medicine



CHRIS HOFMANN
ATC/L
Assoc. Athletic Trainer



CATHERINE JOHNSON
ATC/L, LMT
Asst. Athletic Trainer



AMANDA SHIELDS
ATC/L
Asst. Athletic Trainer



KRISTEN MARTIN
L.C.S.W.
Team ENHANCE Coordinator



BRIAN LEHMANN
M.S., R.D., L.D.N.,
C.S.C.S., S.C.C.C.
Sports Nutritionist



PRISCILLA BOLIN
Eating Disorders/
Addictions Specialist



KAREN WETHERALL
R.D., L.D.N.
Sports Nutritionist



REBECCA BALL
Graduate Assistant Athletic Training



MARK CAMPBELL
Graduate Assistant Athletic Training



HOLLI COOPER
Graduate Assistant Athletic Training



ERIN HALLMAN
Graduate Assistant Athletic Training



ABE KIGGINS
Graduate Assistant Athletic Training



AMBER SNYDER
Graduate Assistant Athletic Training



STEPHANIE SWAIN
Team ENHANCE Intern

STRENGTH AND CONDITIONING



HEATHER MASON
S.C.C.C.
Head Strength & Conditioning Coach



COLLIN SCHLOSSER
S.C.C.C.
Assoc. Strength & Conditioning Coach



DANIEL SHAMBURG
C.S.C.S.
Asst. Strength & Conditioning Coach



JESSICA KINDER
Graduate Asst.
Strength & Conditioning



KRISTEN KINDER
Graduate Asst.
Strength & Conditioning

TICKET OFFICE



JOE ARNONE
Assistant Athletics Director for Tickets



SARA GRAY KRAMER
Assistant Director of Athletic Ticketing

THE COACHES...



JEN ARNDT
Assistant Swimming Coach



SCOTT BLOUNT
Assistant Soccer Coach



NIKKI CALDWELL
Assistant Basketball Coach



J. J. CLARK
Head Track & Field/
Cross Country Coach



CAROLINE COLE
Assistant Golf Coach



HEATHER CONSTANT
Assistant Rowing Coach



JOHN FRAZIER
Assistant Track & Field Coach



LISA GLENN
Head Rowing Coach



JEN LAUGHRIDGE
Assistant Soccer Coach



SONIA HAHN-PATRICK
Co-Head Tennis Coach



ANGELA KELLY
Head Soccer Coach



MATT KREDICH
Head Swimming Coach



DEAN LOCKWOOD
Assistant Basketball Coach



DANELLE LOEBAKA
Assistant Rowing Coach



MARTY MCDANIEL
Assistant Softball Coach



MIKE MINNIS
Assistant Volleyball Coach



DAVE PARRINGTON
Head Diving Coach



MIKE PATRICK
Co-Head Tennis Coach



ROB PATRICK
Head Volleyball Coach



JUDI PAVON
Head Golf Coach



CARYL SMITH
Assistant Track & Field Coach



PAT SUMMITT
Head Basketball Coach



HOLLY WARLICK
Associate Head Basketball Coach



KAREN WEEKLY
Co-Head Softball Coach



RALPH WEEKLY
Co-Head Softball Coach



CINDY YOUNG
Assistant Volleyball Coach

Lady Vol

THE TRADITIONS...

ALL-AMERICANS

For over 30 years, when the 10 most elite women's basketball players in the nation are named by the Women's Basketball Coaches Association (WBCA) for Kodak, chances are you'll find a player from the University of Tennessee on the list.

The Lady Vols hold the distinction of having produced the most Kodak All-Americans with 19 women earning the honor. Additionally, eight players have been named to the team more than once during their careers. In March 1996, Chamique Holdsclaw became the first Lady Vol rookie to be named to the team and was a repeat winner in 1997, 1998 and 1999 adding her to the short-list of four-time Kodak All-Americans. Tamika Catchings etched her name in the record books in 2001 when she, too, became a four-time Kodak All-American, earning the honor in 1998, 1999, 2000 and 2001. In 1999, the Lady Vols made history when the Three Meeks – Holdsclaw, Catchings and Semeka Randall were named to the 1999 Kodak All-America team. It marked the first time that three players from one school were named to the team in the same year.



In 2006, Candace Parker became the 19th Lady Vol to earn Kodak All-America accolades.

CHEERLEADERS

Tennessee is one of a handful of women's athletics programs that sponsors its own varsity cheerleading squad complete with full grant-in-aid. The Lady Vol cheerleaders and mascot Smokey are chosen from a large try-out group in the spring.

FINAL FOUR

Since Tennessee earned its first trip to the AIAW National Championships in 1977, every Lady Vol since that time has experienced at least one trip to the Final Four during her career at Tennessee. The Lady Vol Class of 1989 (Bridgette Gordon, Sheila Frost and Melissa McCray), the Class of 1998 (Laurie Milligan), and the Class of 2005 (Shyra Ely, Brittany Jackson, Loree Moore) -- had the distinction of going to four consecutive Final Fours during their careers. They are the first classes in NCAA women's basketball history to go to four consecutive championships. Bridgette, Sheila and Melissa also sport two NCAA national championship rings from 1987 and 1989. Milligan, who played in four consecutive NCAA Final Four title games, was the first player in the history of the women's game to do so. Milligan won titles in 1996, 1997 and 1998.

FAN SUPPORT

The University of Tennessee Lady Vols have always enjoyed tremendous support from their fans. Over the last 25 years, over six million people have viewed the team in person at home, at away games, or on neutral courts. UT started keeping attendance figures in the 1978-79 season – about the same time season tickets went on sale in Knoxville. In the 1980s, Tennessee enjoyed a steady increase in its fan support, bolstered in 1987 by the team winning its first NCAA title. That season, the Lady Vols cracked 100,000 fans for the first time as 143,156 spectators clicked through the turnstiles at all games. Tennessee nearly doubled its home crowd that championship season, averaging 4,303.

By the 1990s and three NCAA titles later, Tennessee eclipsed the 100,000 fan mark for just home games in the 1994-95 season. It also marked the first time that the Lady Vols' total attendance rose over 200,000 as a total of 290,410 watched the team all the way to the Final Four in Minneapolis.

In 1996-97, UT hit the 10,000-plateau average for home games as 167,992 folks (an average of 10,500) showed up for 16 home contests. It

was also the first time over 300,000 fans viewed the team in all games played – home, away, or neutral courts. In 1999, another milestone was reached when the Lady Vols crushed all previous attendance records when 413,580 fans (an overall average of 12,164) watched UT play in 34 games.

Season tickets are in greater demand than ever before as Lady Vol fans snap up the seats as fast as new reserved sections are open. You're sure to find Tennessee fans rooting for the Lady Vols in every city they visit, too. Imagine the Lady Vols' surprise when they walked into a gym in Istres, France, in the summer of 1999 and 125 fans from Knoxville just happened to be in the area and showed up for the game. Now that's a road trip!



The Lady Vols have led the NCAA in attendance nine of the last ten seasons. Thompson-Boling Arena owns the second-best home court record in the country, helping the Lady Vols to a 94.3 winning percentage.

GRADUATION RATE

When Coach Pat Summitt recruits a player to the University of Tennessee, she expects her to work hard in the classroom and on the playing court. Sure, there have been players to transfer or decide to leave for one reason or another, but the bottom line is that every player who has completed her eligibility at Tennessee has graduated or is in the process of completing her degree.

Because of this commitment, the Lady Vol graduation rate is 100 percent, with a majority of the players completing their degrees on time. In addition, Lady Vols have been awarded 63 individual Academic All-Southeastern Conference citations.

Debbie Hawhee took matters a step further when she graduated at the top of her class with honors in December 1991 and began her master's degree studies while completing her basketball eligibility. Debbie was the first Lady Vol to graduate ahead of her class.

During the 2000-01 season, there were four seniors on the team. All-American classmates Tamika Catchings and Semeka Randall picked up diplomas on Dec. 16, 2000, and became the first players to graduate ahead of their class since Hawhee. Both Catchings and Randall were All-SEC Academic honorees during their Lady Vol careers and completed their eligibility in graduate school. In his December 2000 commencement address, Dr. Bill Madia, director of the Oak Ridge National Laboratory (ORNL), singled out the early graduation of Catchings and Randall with some interesting scientific data. A mathematician at ORNL figured out that the probability of two All-Americans graduating ahead of their class from the same institution was 100 million to 1.

In May 2001, fellow senior Kristen "Ace" Clement picked up her UT diploma and fifth-year senior Kyra Elzy earned her master's degree. Elzy became the first Lady Vol in history to earn both a B.S. and an M.S. during her eligibility.

In May 2004, senior Kara Lawson earned the Torch Bearer Award, the highest honor bestowed to a student by the University of Tennessee.

Amazingly, every one of these graduated players has also had the opportunity to play in at least one Final Four during her career at UT.

NICKNAME

The formation of the Women's Intercollegiate Athletics Department for the 1976-77 academic year prompted much discussion concerning the proper nickname for the distaff athletes. After long consideration and debate, it was decided the female student-athletes would be known as "Lady Volunteers" or "Lady Vols."

The University of Tennessee, as the state's land grant university, draws the nickname of its athletic teams (Volunteers) from the name most associated with the state. Tennessee acquired the name "The Volunteer State" in the early days of the 19th century when General Andrew Jackson mustered large armies from his home state to fight the Indians and later the

Volunteers



British at the Battle of New Orleans.

MASCOT

The official mascot is Smokey, a rather pleasant blue tick coonhound that has been on the job since 1953. The dog is a native breed of Tennessee and a line of dog used for hunting raccoons. The present Smokey, the ninth in a line of such canines provided by the family of the late Rev. W.C. Brooks of Knoxville, is appropriately called Smokey IX. Smokey was chosen as a result of the 1953 Pep Club contest to select a mascot. At Lady Vol events, a human version of Smokey accompanies the cheerleaders.



Smokey leads the band in playing Rocky Top.

OLYMPIANS

The UT Lady Volunteers tip the balance when it comes to representation on USA Women's Olympic Basketball Teams. Since basketball was introduced as a medal sport for women in 1976, every team in the past eight Olympiads has sported at least one Lady Vol on the roster.

In all, 12 players and two coaches have traded in their Tennessee orange & white for the red, white, and blue of the USA. Along the way, a collection of medals has been brought home: a gold medal by Tamika Catchings in 2004, gold medals by Nikki McCray and Chamique Holdsclaw in 2000, gold for McCray and Carla McGhee in 1996, a gold for Bridgette Gordon in 1988, and gold for Lea Henry and Cindy Noble in 1984; silver medals by Pat (Head) Summitt, Cindy Brogdon, and Patricia Roberts in 1976; and a bronze medal by Daedra Charles in 1992.

Holly Warlick, Jill Rankin and Cindy Noble were deprived of their medal hopes due to the boycott of the 1980 Moscow Olympic Games. The USA team had finished first in the pre-Olympic qualifying tournament and was poised to take on the great USSR team that summer.

In the coaching ranks, Pat Summitt hung up her sneakers after the 1976 Games and was named the assistant for the 1980 team and the head coach for the gold medalist 1984 squad. Assisting her in 1984 was then-Lady Vol Assistant Coach, Nancy Darsch. Darsch made a return trip to the Olympics as an assistant in the summer of 1996. She is the only assistant to garner two trips and two gold medals.

PAT'S PALS

Prior to every Lady Vol home game, several hundred youngsters don a "Pat's Pal" T-shirt, grab an orange and white shaker, and form a human tunnel for the team to run through during player introductions. Elementary and middle school girls and boys are eligible to join "Pat's Pals."

RADIO

The Tennessee Lady Vols first found a home on the radio during the 1977-78 season. At that time, a handful of games were aired with John Ward, former play-by-play guru of UT football and men's basketball, handling the mike.

The flagship station of the University of Tennessee Lady Vol basketball broadcasts is The Sports Animal, WNML (990 AM, 99.1 and 99.3 FM), in Knoxville, Tenn. This will mark the 29th year of Lady Vol games on the air. Typically, 25 or more stations air the regular season broadcasts as the network expands into many of the "Vol Network" stations since most of the games will again be offered via satellite feed. For more information about joining the Lady Vol Network, contact Glenn Thackston at Host/USA Collegiate, Inc. (865) 584-7043.

Additionally, Lady Vol basketball games will again find a home on the Internet at www.utladyvols.com as fans worldwide will be able to access the broadcasts. (For more information, visit the Lady Vol home page on the World Wide Web – utladyvols.com)

An ultra-successful component of the broadcasts is the Coach Pat Summitt post-game call-in show after all Lady Vol home games during the 2006-07 season. UT fans are encouraged to remain in the stands and

direct questions to Summitt or phone in after the game.

Calling the play-by-play action again this season will be Mickey Dearstone, who took over full-time duties from Bob Kesling after the 1998-99 season.

ROCKY TOP

Thirty-nine years ago, a husband-wife song writing team, Boudleaux and Felicia Bryant from Gatlinburg, Tenn., penned the song "Rocky Top." Since that time, the tune has emerged as the fight song for UT athletic teams.

Rocky Top	
Wish that I was on ol' ROCKY TOP, Down in the Tennessee hills; Ain't no smoggy smoke on ROCKY TOP, Ain't no telephone bills.	Once two strangers climbed ol' ROCKY TOP Looking for a moonshine still; Strangers ain't come down from ROCKY TOP, Reckon they never will.
Once I had a girl on ROCKY TOP, Half bear, other half cat; Wild as mink, but sweet as soda pop, I still dream about that.	Corn won't grow at all on ROCKY TOP, Dirt's too rocky by far; That's why all the folks on ROCKY TOP Get their corn from a jar.
[CHORUS] ROCKY TOP, you'll always be Home sweet home to me; Good ol' ROCKY TOP-- ROCKY TOP Tennessee.	[CHORUS] (Copyright 1967 by HOUSE OF BRYANT Publications, P.O. Box 120608, Nashville, TN 37212)

SCHOOL COLORS

The colors Orange and White were selected by Charles Moore, a member of the first football team in 1891, and were later approved by a vote of the student body. The colors were those of the common American daisy that grew in profusion on "The Hill."

STREET SIGNS

Generally, you won't find many city streets named after women – unless, you're on the University of Tennessee campus. In May 1999, Chamique Holdsclaw Drive replaced UT Drive on the Tennessee campus and is now one of the main routes to the Thompson-Boling Arena. You can reach Chamique Holdsclaw Drive from Pat Head Summitt Street that runs in front of the Stokely Athletics Center.

TELEVISION COVERAGE

Can television coverage be a school tradition? It seems like it is when the subject of the Tennessee Lady Vol basketball team comes up in a conversation.

No other women's basketball program in the nation enjoys the national scope of television coverage like the Lady Vols. In 1979, TRZ Sports televised UT's first nationally aired game from Knoxville. UT was one of the first schools to welcome ESPN to its campus for coverage of women's hoops. A network first for women's basketball occurred at the 1981 AIAW National Championships when Coach Pat Summitt allowed herself to be miked for the title game and cameras were rolling in the locker room at half-time as a national audience was treated to an up-close view of Lady Vol basketball.

Since the 1980s, nearly 400 games have been televised via CBS, NBC, ESPN, ESPN2, FOX, Sport South, Prime, Sports Channel, Home Team Sports, Home Sport Entertainment, and CSS. Countless other games have been aired via local cable outlets. No other women's team in the nation has enjoyed the number of exposures on CBS Sports. To date, the Lady Vols have appeared 20 times on CBS and sport a 12-8 overall record.

Tennessee has enjoyed phenomenal television growth over the last five seasons as 71% of its games have been televised (126 television appearances out of a total of 178 games). Last season, the Lady Vols were on television a school-record 28 times and sported a 23-5 mark on the tube.

The Lady Vols have 21 regular season television opportunities for the 2006-07 season. UT will once again appear on CBS, CSS, ESPN, ESPN2, ESPNU and FOX Sports Net to name a few.

Lady Vols

THE HALL OF FAME...

The six inductees in the Class of 2006 represent former student-athletes from four Lady Vol teams. The honorees include former student-athletes Tracy Bonner (Diving), Karla (Driesler) McQuain (Swimming), Alisa Harvey (Track/Cross Country), Bonnie Kenny (Volleyball) and basketball players Tonya Edwards and Mary Ostrowski. Athletes are eligible for inclusion 10 years after they have graduated from the University, while administrators may be admitted to the Lady Volunteer Hall of Fame five years following their last service to UT. Each of these outstanding individuals exemplifies the true spirit of the Tennessee Lady Volunteers.

Enshrinement activities included a private induction ceremony on Sept. 22 at The Knoxville Convention Center. A full day followed on Sat., Sept. 23, when the Hall of Famers met with the current athletes and staff of their respective former Lady Vol teams. Later that day, the celebration moved to Neyland Stadium, where the honorees were saluted during the Tennessee versus Marshall homecoming football game.

The new group of inductees joins five prior classes of Lady Vol Hall of Famers. The Sept. 30, 2005, class consisted of Missy Alston Kane Bemiller (track & field/cross country), Angie Boyd Keck (golf), Tanya Haave (basketball) and Lea Henry Manning (basketball). In 2004, the Oct. 22 honorees included former UT President Dr. Joseph E. (Joe) Johnson and athletes Jasmin Jones Keller (track & field/cross country, 1987-91), Robin Maine Bugg (volleyball, 1980-84), Nikki McCray Pinson (basketball, 1991-95), Jenny McGrath Weaver (swimming, 1988-92) and the late Ilrey Oliver Sparks (track & field, 1983-87). The Class of 2003 recipients included former UT Vice-Chancellor, the late Dr. Howard Aldmon and athletes Cindy Brogdon (basketball, 1977-79), April Chapple (volleyball, 1981-84), Elizabeth Brown Jarvis (swimming, 1981-84), Cathy Rattray (track & field, 1981-84) and Patricia Roberts (basketball, 1976-77). The Class of 2002's six Oct. 4 inductees were former Head Track & Field/Cross Country Coach Terry Crawford (1974-84) and athletes Catherine Byrne Maloney (swimming, 1989-92), LaVonna Martin Floreal (track & field, 1984-88), Cindy Noble Hauserman (basketball, 1978-81), Holly Warlick (basketball, 1976-80) and Patty Wiegand Pitcher (track & field/cross country, 1987-91).

The inaugural class selected for the Lady Volunteer Hall of Fame was inducted on Oct. 26, 2001. The 10 original members were former UT President Edward J. Boling, first-ever Lady Vol Athletics Director Gloria Ray (1976-83) and athletes Daedra Charles (basketball, 1988-91), Joetta Clark Diggs (track & field, 1981-84), Benita Fitzgerald Mosely (track & field, 1980-83), Bridgette Gordon (basketball, 1985-89), Tracy Ignatosky Long (swimming, 1987-89), Peta and Paula Kelly (tennis, 1978-82) and Beverly Robinson Buffini (volleyball, 1981-83).

A selection committee, chaired by UT Lady Vol Senior Associate Athletics Director Donna Thomas, chose each of the hall of fame classes. For consideration of induction into the Lady Vol Hall of Fame, eligible athletes must have graduated from UT and exhausted their collegiate eligibility at least 10 years ago, while administrators and coaches are eligible for induction five years after their last service to UT.



The 2006 Inductees at the Lady Vol Hall of Fame Banquet (l-r): Mary Ostrowski, Bonnie Kenny, Alisa Harvey, Tracy Bonner, Tonya Edwards and Karla Driesler.



HOWARD ALDMON



MISSY ALSTON



ED BOLING



TRACY BONNER



ANGIE BOYD



CINDY BROGDON



LIZ BROWN



CATHERINE BYRNE



APRIL CHAPPLE



DAEDRA CHARLES



JOETTA CLARK



TERRY CRAWFORD



KARLA DRIESLER



TONYA EDWARDS



BENITA FITZGERALD



BRIDGETTE GORDON



TANYA HAAVE



ALISA HARVEY



LEA HENRY



TRACY IGNATOSKY



JOE JOHNSON



JASMIN JONES



PAULA KELLY



PETA KELLY



BONNIE KENNY



ROBIN MAINE



LaVONNA MARTIN



NIKKI MCCRAY



JENNY MCGRATH



CINDY NOBLE



ILREY OLIVER



MARY OSTROWSKI



CATHY RATTRAY



GLORIA RAY



PATRICIA ROBERTS



BEVERLY ROBINSON



HOLLY WARLICK



PATTY WIEGAND