

#BLUENITED

2023



24 | CAMRYN WESTON

10 | ELIAS KING

2024

C-USA

BLUE RAIDERS

2023-24 MTSU MEN'S BASKETBALL MEDIA GUIDE



31 | JARED COLEMAN-JONES

11 | TRE GREEN

4 | JUSTIN BUFFORD

14 | JALEN JORDAN

3 | JESTIN PORTER



@MT_MBB



BLUE RAIDER MEN'S BASKETBALL



@MT_MBB

MIDDLE TENNESSEE MEN'S BASKETBALL

GENERAL INFORMATION





- TABLE OF CONTENTS -



i GENERAL INFORMATION

| | |
|-------------------|-------|
| Table of Contents | 2 |
| Quick Facts | 3 |
| Media Information | 4-5 |
| Preseason Outlook | 11 |
| Conference USA | 12-14 |

📅 SCHEDULE/OPPONENTS

| | |
|-------------------|-------|
| 2023-24 Schedule | 16 |
| 2023-24 Opponents | 17-22 |

MT 2023-24 BLUE RAIDERS

| | |
|---|-------|
| 2023-24 Roster | 24-25 |
| 0 Isiah Lightsy | 26-27 |
| 1Ty Mosley | 28-29 |
| 2 Torey Alston | 30-31 |
| 3 Jestin Porter | 32-33 |
| 4 Justin Bufford | 34-35 |
| 5 O'zhell Jackson | 36-37 |
| 10 Elias King | 38-39 |
| 11 Tre Green | 40-41 |
| 13 Chris Looft | 42-43 |
| 14 Jalen Jordan | 44-45 |
| 15 Jacob Johnson | 46-47 |
| 23 Josh Ogundele | 48-49 |
| 24 Camryn Weston | 50-51 |
| 31 Jared Coleman-Jones | 52-53 |
| 55 Jack Jubenville | 54-55 |
| Head Coach Nick McDevitt | 56-57 |
| Associate Head Coach Wes Long | 58 |
| Assistant Coach Logan Johnson | 59 |
| Assistant Coach Eric Wilson | 60 |
| Assistant Coach/Dir. Player Development Brett Carey | 61 |
| Coordinator of Player Development Reggie Upshaw | 62 |
| Director of Operations Robert Burlingham | 63 |
| Support Staff | 64-65 |
| Radio/TV Roster | 66 |

🏀 2022-23 REVIEW

| | |
|-----------------------|-------|
| 2022-23 Results | 68 |
| 2022-23 Statistics | 69 |
| 2022-23 Game-By-Game | 70 |
| 2022-23 Miscellaneous | 71 |
| 2022-23 Box Scores | 72-80 |
| Conference USA Review | 81 |

|| HISTORY/RECORDS

| | |
|--------------------|-------|
| Individual Records | 83-91 |
|--------------------|-------|

| | |
|-----------------------------|---------|
| 1,000-Point Scorers | 92-97 |
| Team Records | 98-101 |
| Coaching Records | 102 |
| Miscellaneous Records | 103-104 |
| Murphy Center Records | 105-106 |
| Conference USA Game Records | 107-108 |
| Double-Doubles | 109-114 |
| Overtime Games | 115 |
| 100-Point Games | 116 |
| Yearly Leaders | 117-122 |
| Year-By-Year Stats | 123-124 |
| Year-By-Year Results | 125-142 |
| All-Time Series Record | 143-163 |
| Season Openers | 164 |
| Conference Openers | 165 |
| Regular Season Tournaments | 166-167 |
| Conference Tournaments | 168-169 |
| CUSA Tournament Records | 170-171 |
| Postseason Tournaments | 172 |
| NCAA Tournament Records | 173-174 |
| NIT Records | 175-176 |
| CIT Records | 177-178 |
| CBI Records | 179-180 |
| Honors & Awards | 181-183 |
| Letterwinners | 184-186 |
| Notes | 187-189 |

CREDITS

The 2023-24 Middle Tennessee Men's Basketball Media Guide is a product of the Athletic Communications Department.

Editor: Thomas Donley
Design & Layout: Thomas Donley
Cover & Graphic Design: Matt Posey & Owen Fink
Editorial Assistance: Matt Posey and Jim Simpson
Printing: MTSU Printing Services

***Mission Statement:** The MTSU athletic program promotes excellence in athletics and provides academic and athletic opportunities for every student-athlete, the University, and the community. Building on tradition, the program advances the University's regional and national stature and creates opportunities for innovative partnerships throughout the region. Middle Tennessee State University continually works to maximize human, financial, and physical resources to create and heighten the quality of its sports programs.*

1023-2496 / Middle Tennessee State University does not discriminate on the basis of race, color, national origin, sex, or disability. See our full policy at www.mtsu.edu/iec.



- QUICK FACTS -

| UNIVERSITY INFORMATION | |
|-------------------------------|------------------------------|
| Location | Murfreesboro, Tenn. |
| Founded | 1911 |
| Enrollment | 20,086 (Fall 2022) |
| President | Dr. Sidney McPhee |
| Director of Athletics | Chris Massaro |
| Nickname | Blue Raiders |
| Colors | Royal Blue (PMS 300) & White |
| Affiliation | Division I |
| Conference | Conference USA |
| Arena | Murphy Center |
| Capacity | 11,520 |
| Record | 535-181 (.747) |
| Ticket Office | (615) 898-2103 |

| BASKETBALL STAFF | |
|----------------------------|-------------------------------|
| Head Coach | Nick McDevitt |
| Alma Mater | UNC Asheville (2001) |
| Record at MT (Seasons) | 69-87/.442 (5) |
| Career Record (Seasons) | 167-153/.522 (10) |
| Associate Head Coach | Wes Long, 6th Season |
| Alma Mater | Clemson (2004) |
| Assistant Coach | Logan Johnson, 5th Season |
| Alma Mater | Coastal Carolina (2010) |
| Assistant Coach | Eric Wilson, 2nd Season |
| Alma Mater | Western Carolina (2008) |
| AC/Dir. Player Development | Brett Carey 1st Season |
| Alma Mater | UNC Asheville, (2001) |
| Coord. Player Development | Reggie Upshaw, 1st Season |
| Alma Mater | Middle Tennessee, (2018) |
| Director of Operations | Robert Burlingham, 1st Season |
| Alma Mater | Western Carolina, (2016) |
| Graduate Assistant | Reggie Scurry, 3rd Season |
| Alma Mater | Middle Tennessee (2020) |
| Graduate Assistant | Dakota LeBlanc, 2nd Season |
| Alma Mater | Middle Tennessee (2022) |
| Athletic Trainer | Reese Shivers, 8th Season |
| Alma Mater | LSU (2013) |
| Strength Coach | Brandon Buskey, 2nd Season |
| Alma Mater | Auburn (2018) |
| MBB Office Coordinator | Emma McKinney |
| Office Phone | (615) 898-2916 |

| TEAM INFORMATION | |
|------------------------------|--------------------------------------|
| 2022-23 Overall Record | 19-14 |
| CUSA Record (Finish) | 11-9 (4th) |
| CUSA Tournament | No. 4 Seed |
| Quarterfinal | (4) MTSU 66, (5) Charlotte 65 |
| Semifinal | (1)Florida Atlantic 68, (4) MTSU 65) |
| Starters Returning/Lost | 3/2 |
| Letterwinners Returning/Lost | 9/6 |
| Newcomers | 6 |

| BASKETBALL HISTORY | |
|--------------------------------------|--|
| Season of Basketball | 101st |
| First Season | 1913-14 |
| All-Time Record | 1,302-1,136 (.534) |
| NCAA Tournament Appearances (Record) | 9 (4-9) |
| Seasons | 1975, 77, 82, 85, 87, 89, 2013, 16, 17 |
| NIT Appearances (Record) | 4 (5-4) |
| Seasons | 1986, 88, 2012, 18 |
| CIT Appearances (Record) | 2 (0-2) |
| Seasons | 2010, 15 |
| CBI Appearances (Record) | 1 (3-1) |
| Seasons | 2022 |

| ATHLETIC COMMUNICATIONS | |
|--------------------------------|---|
| Associate AD/Communications | Mark Owens |
| Assistant Director | Thomas Donley |
| Assistant Director | Jake Golob |
| Social Media Coordinator | Matt Posey |
| Staff Writer | Sam Doughton |
| Communications Assistant | Andrew Glover |
| Communications Assistant | Bradley Hartman |
| Communications Assistant | Austin Pert |
| Creative Assistant | Owen Fink |
| Creative Video Assistant | Jordan Frazier |
| Creative Video Assistant | Rory Hayes |
| Creative Video Assistant | Jackson Bell |
| Student Interns | Emily Cole, Kaitlyn Hungerford, Easton Smith, Maya Lewis, Cam Stevens |
| Mailing Address | Athletic Communications Middle Tennessee 1500 Greenland Drive Murfreesboro, TN 37132 (615) 898-2968 (615) 898-5626 |
| Phone | |
| Fax | |



MBB Primary Contact
Thomas Donley
Southern Illinois (2017)
O: (615) 904-8115
C: (217) 740-2875
thomas.donley@mtsu.edu



MBB Secondary Contact
Austin Pert
Miami (2021)
O: (615) 473-3744
C: (615) 473-3744
austin.pert@mtsu.edu

| SOCIAL MEDIA | |
|-----------------------------------|-----------------------|
| Middle Tennessee Athletics | Blue Raider Athletics |
| Facebook | @MTAthletics |
| X | @MTAthletics |
| Instagram | @MTAthletics |
| Middle Tennessee Men's Basketball | @MTMensBasketball |
| Facebook | @MT_MBB |
| X | @MT_MBB |
| Instagram | @MT_MBB |
| Head Coach Nick McDevitt | @MTCoachNick |
| X | @MTCoachNick |
| Associate Head Coach Wes Long | @MT_CoachWesLong |
| X | @coachweslong |
| Instagram | @coachweslong |
| Assistant Coach Logan Johnson | @LoganJohnson10 |
| X | @loganjohnson10 |
| Instagram | @loganjohnson10 |
| Assistant Coach Eric Wilson | @iiamDUB |
| X | @iiamDUB |
| Conference USA | Conference USA |
| Facebook | @ConferenceUSA |
| X | @ConferenceUSA |
| Instagram | @ConferenceUSA |





- MEDIA INFORMATION -

BRANDING/PREFERRED REFERENCES

While Middle Tennessee State University is our full name and is not incorrect, our preference is to be referred to as Middle Tennessee or MTSU for athletic purposes. The following are examples of unwelcome references:

| | |
|--------------|----------------|
| Middle | Mid. Tenn. St. |
| M. Tennessee | MTS |
| Mid. Tenn. | UMT |

For more on correct references and branding, or to acquire officially licensed Middle Tennessee logos, please contact Sports Information Director Thomas Donley via e-mail.

DIRECTIONS TO MURPHY CENTER

From Nashville International Airport: Enter Briley Parkway continuing south to the Interstate 24 junction. Take I-24 East to Exit 76 and turn left onto Medical Center Parkway. Follow Medical Center Parkway to Memorial Boulevard. Go left on Memorial to Clark Boulevard. Turn right on Clark Boulevard (at BP station). Follow Clark Boulevard (which becomes Middle Tennessee Boulevard) to intersection at Greenland Drive. Turn left on Greenland Drive. Murphy Center and parking lot are located to the right.

From Nashville: From I-24 East, take Exit 76 and turn left onto Medical Center Parkway. Follow Medical Center Parkway to Memorial Boulevard. Go left on Memorial to Clark Boulevard. Turn right on Clark Boulevard (at BP station). Follow Clark Boulevard (which becomes Middle Tennessee Boulevard) to intersection at Greenland Drive. Turn left on Greenland Drive. Murphy Center and parking lot are located to the right.

From Chattanooga: Take I-24 West to Exit 81; follow U.S. Highway 231 North to Middle Tennessee Boulevard. Turn right and take Middle Tennessee Boulevard to intersection at Greenland Drive. Turn right onto Greenland Drive. Murphy Center and parking lot are located to the right.

From Knoxville: Take Interstate 40 West to Lebanon and exit onto U.S. Highway 231 South and follow approximately 25 miles to Clark Boulevard in Murfreesboro; turn left on Clark Boulevard. Follow Clark Boulevard (which becomes Middle Tennessee Boulevard) to intersection at Greenland Drive. Turn left on Greenland Drive. Murphy Center and parking lot are located to the right.

From Birmingham, AL: Take I-65 North to I-840 East. Take I-840 East towards Murfreesboro to I-24 East. Take Exit 76 and turn left onto Medical Center Parkway. Follow Medical Center Parkway to Memorial Boulevard. Go left on Memorial to Clark Boulevard. Turn right on Clark Boulevard (at BP station). Follow Clark Boulevard (which becomes Middle Tennessee Boulevard) to intersection at Greenland Drive. Turn left on Greenland Drive. Murphy Center and parking lot are located to the right.

WEEKLY TEAM MEDIA AVAILABILITY

Head Coach Nick McDevitt and members of the Blue Raider men's basketball team will be available only on Tuesdays prior to practice unless otherwise announced. Tuesday practices are open to the media following interview availability. Please contact Sports Information Director Thomas Donley via e-mail with your requests in advance or if an interview is needed outside of the normal weekly media availability.

E-MAIL SERVICE

Middle Tennessee men's basketball releases and other information can be obtained electronically by contacting Sports Information Director Thomas Donley via e-mail. This is a media service only.

MEDIA CREDENTIALS

Arrangements for media credentials for the 2023-24 men's basketball season should be directed to Sports Information Director Thomas Donley via e-mail. Priority issuance of credentials will be given to daily media outlets that cover Middle Tennessee men's basketball on a regular basis. Other credential requests will be fulfilled on a space-available basis.

PHOTO/VIDEO CREDENTIALS

Arrangements for photo or video credentials for the 2023-24 men's basketball season should be directed to Sports Information Director Thomas Donley via e-mail. Priority issuance of credentials will be given to daily media outlets television stations that cover Middle Tennessee men's basketball on a regular basis. Other credential requests will be fulfilled on a space-available basis.

NBA SCOUT CREDENTIALS

Arrangements for NBA Scout credentials for the 2023-24 men's basketball season should be directed to Sports Information Director Thomas Donley via e-mail. Press row seating will be provided only if space is available, but scouts will be provided with one seat in the arena's lower bowl. Media guides, game notes and flipcards will also be provided for scouts when requested.

RADIO COVERAGE

Radio broadcast permission and press row reservations must be obtained in advance. Middle Tennessee maintains a courtesy line for use by schools who can provide reciprocal arrangements for the Blue Raider Network. A radio station wishing to obtain an ISDN line must contact Sports Information Director Thomas Donley via e-mail.

MEDIA PARKING

Parking space can be reserved with a request received by Sports Information Director Thomas Donley via e-mail at least one working day prior to the game. Media parking is located in the Greenland Drive parking lot. Satellite trucks will park on the north side of the Floyd Stadium press box and will enter off Middle Tennessee Boulevard via the fire lane just north of the Faulkinberry Road entrance.

GENERAL INFORMATION



MEDIA WILL CALL

For members of the media wishing to pick their credential up at media will call, it is located on the upstairs concourse on the northeast corner inside Murphy Center.

INTERNET ACCESS

Press row in Murphy Center is equipped with high-speed wireless internet. Media wishing to utilize the wireless internet simply need to connect to the Murphy Guest wireless network.

INTERNET GUIDELINES

The acceptance of media credentials is an acknowledgement of Middle Tennessee's rights to the game and play-by-play coverage and an outlet's agreement to abide by any restrictions Middle Tennessee may place on real-time play-by-play coverage and use of comprehensive game statistics. Failure to abide by these restrictions implemented by MT may result in revocation of press credentials.

Middle Tennessee reserves the right to grant approval for distribution of real-time play-by-play, game-related statistics, and information through the internet. ("real time" is defined as any online media providing live, continual play-by-play coverage, in-game statistics, digital photographs, or audio or video of an event.)

POSTGAME INTERVIEWS

After a 10-minute cooling off period, requested players and Head Coach Nick McDevitt will be made available to the media. The Blue Raider locker room is CLOSED both at home and on the road. At home, interviews will be conducted in the media room. On the road, requested players and Coach McDevitt will be brought to a designated area outside the locker room or to the visiting media room.

POSTGAME SERVICES

Complete individual and team statistics, play-by-play and postgame quotes will be available to the media following each game. One hour prior to tipoff, media packets containing game programs, flipcards, updated stats and game notes will be distributed in the media working area. A pregame meal is served in the media area approximately 90 minutes before tipoff.

RECRUITS

Per NCAA bylaws, media members may not have any contact with a prospect or their family members during on-campus visits (official or unofficial) of any sort. This includes in-person conversations, phone calls, text messages, e-mails, social media, etc.

WEBSITE

All of Middle Tennessee's press releases and statistics, as well as other information pertaining to the Athletic Department and men's basketball program, can be accessed at GoBlueRaiders.com. For more in-depth updates during the game, follow @MTAthletics and @MT_MBB on Twitter.

BLUE RAIDER NETWORK

Blue Raider basketball is on the air! The 2023-24 basketball season marks the 15th year of the Blue Raider Network under the umbrella of a joint venture between Middle Tennessee Athletics and Learfield IMG College and continues a tradition of broadcasts dating back over 60 years.

THE NETWORK

Murfreesboro – Murfreesboro – WGNS 101.9 FM / 1450 AM, Smyrna – WGNS 100.5 FM
Nashville – 93.3 FM Classic Hits

BROADCAST TEAMS

Football: Chip Walters and Joe Dubin
Men's Basketball: Chip Walters and Kyle Turnham
Women's Basketball: Dick Palmer
Baseball: Dick Palmer

WHERE TO LISTEN TO FOOTBALL GAMES:

GoBlueRaiders.com, Murfreesboro – WGNS 1450 AM/100.5 FM/101.9 FM – 93.3 FM Classic Hits (95.1 FM in Murfreesboro)
- The Varsity Network App
(90-minute pre-game show and 30-minute post-game show)

WHERE TO LISTEN TO FOOTBALL RADIO COACHES SHOW:

Murfreesboro – WGNS 1450 AM/100.5 FM/101.9 FM – 93.3 FM Classic Hits (95.1 FM in Murfreesboro) and 94.9 FM The Fan - The Varsity Network App

WHERE TO LISTEN TO MEN'S BASKETBALL GAMES:

Murfreesboro – WGNS 1450 AM/100.5 FM/101.9 FM – 93.3 FM Classic Hits (95.1 FM in Murfreesboro) and 94.9 FM The Fan - The Varsity Network App
(30-minute pre-game show and 30-minute post-game show)

WHERE TO LISTEN TO MEN'S BASKETBALL RADIO COACHES SHOW:

Murfreesboro – WGNS 1450 AM/100.5 FM/101.9 FM – 93.3 FM Classic Hits (95.1 FM in Murfreesboro) and 94.9 FM The Fan - The Varsity Network App

WHERE TO LISTEN TO WOMEN'S BASKETBALL GAMES:

GoBlueRaiders.com, Murfreesboro – WGNS 101.9 FM / 1450 AM, Smyrna – WGNS 100.5 FM – The Varsity Network App

WHERE TO LISTEN TO WOMEN'S BASKETBALL RADIO COACHES SHOW:

GoBlueRaiders.com, Murfreesboro – WGNS 101.9 FM / 1450 AM, Smyrna – WGNS 100.5 FM – The Varsity Network App

WHERE TO LISTEN TO BASEBALL GAMES:

GoBlueRaiders.com, Murfreesboro – WGNS 1450 AM/100.5 FM/101.9 FM - The Varsity Network App

WHERE TO LISTEN TO ARCHIVED GAMES:

Archived games can be found at www.goblueraiders.com/ podcasts.



“WELCOME
TO CAMPUS,

THE HISTORIC MURPHY CENTER

HALLOWED HARDWOOD

AND THE
OF THE

MONTE HALE/JIMMY EARLE ARENA”

Since 1972-73, the Charles M. Murphy Athletic Center has been home to Middle Tennessee’s men’s and women’s basketball teams.

Over the years, the Murphy Center has seen many Ohio Valley Conference, Sun Belt Conference and Conference USA championship seasons.

The Blue Raider men enter the 50th season in Murphy Center just having broken the 500-victory barrier in the “Glass House” in 2021.

Jimmy Earle coached from benches that were behind the baseline when Murphy Center first opened and is still second all-time in men’s basketball wins inside Murphy Center.

Bruce Stewart was MT’s head men’s coach for seven seasons (1984-91) and remains the program’s leader in


home winning percentage (82.5%).

In 16 seasons as the Blue Raiders’ men’s coach, Kermit Davis amassed 178 total wins, most all-time in program history.

Davis and his team were nationally ranked in both polls for the first time in program history in his final home stand as MT’s coach after breaking into the Coaches Poll for the first time the season before.

Current head coach Nick McDevitt has won 27 of 29 home games over the past two years as he looks to continue the winning ways inside the “Glass House.”

McDevitt and the Blue Raiders will play a record 17 regular season games in 2023-24 on the “Hallowed Hardwood of the Monte Hale Arena.”



Largest Murphy Center Crowds

- | | | |
|-----|-------------------------------|--------|
| 1. | vs. WKU (2/26/04) | 11,807 |
| 2. | vs. Tennessee (11/21/08) | 11,802 |
| 3. | vs. Tennessee Tech (2/8/75) | 11,800 |
| 4. | vs. Austin Peay (1/26/74) | 11,600 |
| t5. | vs. WKU (3/1/75) | 11,520 |
| t5. | vs. Tennessee (3/18/88) | 11,520 |
| 7. | vs. Tennessee Tech (2/3/86) | 11,500 |
| 8. | vs. North Carolina (11/30/98) | 11,380 |
| 9. | vs. WKU (3/1/18) | 11,307 |
| 10. | vs. Austin Peay (1/27/75) | 10,800 |

*Murphy Center records on page 105-106

Coaching Win-Loss Records in Murphy Center

| | |
|----------------------------|----------------|
| Jimmy Earle (1972-79) | 82-19 |
| Stan Simpson (1979-84) | 43-21 |
| Bruce Stewart (1984-91) | 85-18 |
| David Farrar (1991-96) | 44-23 |
| Randy Weil (1996-2002) | 57-24 |
| Kermit Davis (2002-17) | 178-53 |
| Nick McDevitt (2018-pres.) | 46-23 |
| Total | 535-181 |



EARLE



DAVIS



STEWART



McDEVITT

C-USA PLAYERS OF THE YEAR



NICK KING

King made his only season as a Blue Raider count, as he became the program's first All-American and Karl Malone Award Finalist in addition to being named C-USA's Player of the year and Newcomer of the Year. A Memphis, Tennessee native, King played two

2018 CUSA Player of the Year
2018 USA Today All-American

seasons at Memphis and one season at Alabama before arriving in Murfreesboro. King averaged 21.0 points and 8.4 rebounds and shot 49.5% on his way to breaking the MT record for points in a single season (694). He was also named the Tennessee Sports Hall of Fame Amateur Male Athlete of the Year.



JACOREY WILLIAMS

After three years at Arkansas, Williams chose to spend his final collegiate season as a Blue Raider. The Birmingham, Alabama native became MT's second C-USA Player of the Year award recipient by averaging 17.3 points and 7.3 rebounds while shooting

2017 CUSA Player of the Year

53.3%. Williams was instrumental in leading the Blue Raiders back to the Round of 32 in the NCAA Tournament for the second consecutive season after defeating No. 5-seed Minnesota in the opening round. He was named TSWA Player of the Year and was a College Sports Madness All-High Major Second Team selection.



SHAWN JONES

Jones helped MT usher in the C-USA era by being named the league's Player of the Year in the Blue Raiders' first season as a member school. A Hialeah, Florida product, Jones led his team in scoring (14.2 ppg), rebounds (8.5 rpg), blocked

2014 CUSA Player of the Year

shots (63), and shooting percentage (57.7%) as a senior. He also became the third player in program history to amass 1,000 points, 500 rebounds, and 100 blocks in his career. At the end of the season, Jones played in the Reese's Division I College All-Star Game and was named to the NABC All-District First Team.

Other Conference Players of the Year for MT: LaRon Dendy (Sun Belt, 2012),

POWER 5 WINS SINCE 2010



11-15-11 | Los Angeles, CA

86-66

MT shoots SBC record 90.9% from three-point range



12-21-11 | Southaven, MS

68-56

Kermit Davis ties Jimmy Earle's record for all-time wins at MT (164)



03-19-12 | Knoxville, TN

71-64

Raiders close game on 15-0 run to upset No. 1 Tennessee in NIT



12-08-12 | Murfreesboro, TN

65-62

Kerry Hammonds makes go-ahead jumper with 40 seconds remaining



12-21-12 | Nashville, TN

56-52

MT erases nine-point deficit in second half to win at Bridge-stone Arena



12-12-15 | Nashville, TN

88-81

MT wins overtime thriller with five players in double-digit scoring



03-18-16 | St. Louis, MO

90-81

Blue Raiders win over No. 2 Michigan State in NCAA Tournament



11-30-16 | Oxford, MS

77-62

MT goes wire-to-wire in Oxford behind 56.3% shooting from three



12-08-16 | Murfreesboro, TN

71-48

Giddy Potts pours in 27; Raiders dominate on both ends of the court



03-16-17 | Milwaukee, WI

81-72

Nine Blue Raiders score as MT downs No. 5 Minnesota to advance to Round of 32



12-06-17 | Nashville, TN

66-63

King, Walters and Potts combine for 55 points in win at Memorial Gym



12-09-17 | Murfreesboro, TN

77-58

Nick King leads with 25 points; Raiders win fifth straight over SEC

CUSA TITLES



2021-22

**2021-22 CUSA East Division
Champions**



2016-17

**2017 CUSA Regular Season
and Tournament Champions**



2015-16

**2016 CUSA Tournament
Champions**



2013-14

**2014 CUSA Regular Season
Champions**

Other Conference Championships: OVC (Reg. Season): 1975, '78, '86, '87, '89;
OVC (Tourn.): 1975, '77, '82, '85, '89; Sun Belt (Reg. Season): 2010, '12, '13



Middle Tennessee enters the 2023-24 season with a strong returning core complemented by a new set of faces to take on the new-look Conference USA. A year after neither adding a player from nor losing one to the NCAA transfer portal, the Blue Raiders have six new faces to replace five transfers and one graduate from the '22-23 squad. Along with an expanded coaching staff, this season's Blue Raiders look to have improved depth - and length - as they enter the 101st season of men's basketball at MTSU.

Preseason pick in CUSA

As the highest-finishing team among those returning to Conference USA, MTSU earned a tie for first in the CUSA preseason coaches poll with incoming Liberty.

Veterans back for more

The Blue Raiders return nine players from 2022-23, highlighted by key contributors in Camryn Weston, Elias King, Justin Bufford, Jestin Porter and Jared Coleman-Jones.

A preseason All-CUSA selection, Weston is the leading scorer among Blue Raider returners, coming off a 10.6-ppg performance in 2022-23. He is 322 points away from becoming the 36th Blue Raider to score 1,000 career points, a mark he has eclipsed in each of his first two seasons at MTSU. If he reaches that milestone this year, he would be the 18th player to do so in three years or less.

King, another preseason All-Conference honoree, comes back to the Glass House on the heels of a career year in which he averaged 9.3 points and 4.0 rebounds per game. The Atlanta native shot .409 from long distance while making a team-high 56 3-pointers on the year. He also added a pair of double-doubles to his resume.

Bufford has provided length and lockdown defense in addition to his many off-court intangibles. The junior wing has added an outside shot to his game, knocking down just over 40 percent of his long-range attempts in '22-23. The Selma, Ala., native was 10-for-18 over MTSU's final five games of the season.

Porter has made a push for the starting lineup after coming off the bench in 28 of 33 games played a season ago. His 2022-23 highlights included a 19-point performance to go along with a season-high four assists against Stephen F. Austin in Montreal, followed by 16 points in a win over Montana State the next night.

In his second season post-knee surgery, Coleman-Jones

also figures to see an increased role as the primary option in the post. The 6'10" Coleman-Jones shot .526 from the floor while playing 11.4 minutes per game in '22-23. His season highlights included a 10-rebound night at Florida Atlantic and a nine-point, nine-rebound showing in a comeback win over FIU.

Also returning are sophomore Tre Green and seventh-year man Jalen Jordan, who looks to make his return after two full seasons lost to injury.

New faces

McDevitt and staff have reloaded with six newcomers offering added length and depth at every position.

Ty Mosley is a transfer from Mississippi Valley State who brings a dangerous outside shot to the Glass House. The 6-5 Mosley shot .471 from 3-point range for MVSU in '22-23 after hitting at a .488 clip from long range as a sophomore at Itawamba Community College.

O'zhell Jackson is a 6-8 wing with outstanding length who will present problems for opponents on the defensive end of the floor. The Bronx, N.Y., native was an All-NJCAA Region 23 selection for Coahoma Community College in '22-23 after averaging 13.6 points and 11.2 rebounds.

Josh Ogundeke brings size to the Blue Raider frontcourt after three seasons at Iowa. The 6-11 300-pounder from London brings experience playing with and against some of the best big men in the country along with good touch around the basket and superb passing ability.

Jacob Johnson comes to MTSU from Long Island with two years of eligibility remaining. The 6-5 guard played 32.9 minutes per game while starting every game for the Sharks and scoring in double figures 15 times.

Chris Loofe is a true freshman out of Link Year Prep in Branson, Mo. The Leander, Texas, native brings a 6-11 frame with an outside shot and the ability to hold his own in the paint.

Torey Alston is another true freshman out of Winston-Salem Christian School in North Carolina. The 6-8 son of a Blue Raider football player, Alston has the length and athleticism to be dangerous on both ends of the court.





- CONFERENCE USA -

CONFERENCE USA

We are Conference USA. Through our dedicated leadership, diverse members and dynamic partners, we're championing success in college athletics. We're taking our conference to the next level by challenging the norm and striving to exceed expectations.

Experience guides our vision. Passion fuels our progress.

The college athletics landscape is evolving faster than ever. We believe that in times of change, original thinking can lead to inspiring outcomes. We're pairing our proud legacy with new perspectives to take a steadfast, future-focused position, and maximizing the good we bring to our schools, student-athletes, and fans. In three decades, we've achieved numerous football bowl appearances, basketball tournament berths and postseason championship bids. We've also been a mainstay of academic achievement, garnering numerous academic honors and thousands of diplomas, while cultivating relationships and service in our communities. We will continue to build on all we've accomplished through the strength of our nine members: FIU, Jacksonville State, Liberty, Louisiana Tech, Middle Tennessee, New Mexico State, Sam Houston, UTEP, and WKU. We're also proud to have Dallas Baptist (baseball); Florida Atlantic, Missouri State, TCU, Tarleton State, Tulane and UAB (beach volleyball) and Arkansas State, Stephen F. Austin, Tulane, Valparaiso, Vanderbilt and Youngstown State (bowling) as affiliate members. Kennesaw State joins the league in 2024.

COMPETITION

Conference USA sponsors competition in 19 sports – eight for men (baseball, basketball, cross country, football, golf, tennis, and indoor and outdoor track and field) and 11 for women (basketball, beach volleyball, bowling, cross country, golf, soccer, softball, tennis, indoor and outdoor track and field, and volleyball).

ACADEMICS

Our schools are among the nation's best in academic per-

formance of student-athletes, bolstered by the fact that student-athletes at league schools have a higher graduation rate than the general student population. Each year the league names recipients to the Commissioner's Honor Roll and awards the Commissioner's Academic Medal, indicative of outstanding achievement in the classroom. Honor Roll is awarded to student-athletes in conference-sponsored sports that have achieved a 3.0 cumulative GPA or above, while Academic Medal recipients have achieved a 3.75 cumulative GPA or above. CUSA annually awards each institution Jim Castañeda Postgraduate Scholarships, along with the Sport Academic Awards, Scholar-Athletes of the Year and the Institutional Academic Excellence Award.

COMMUNITY

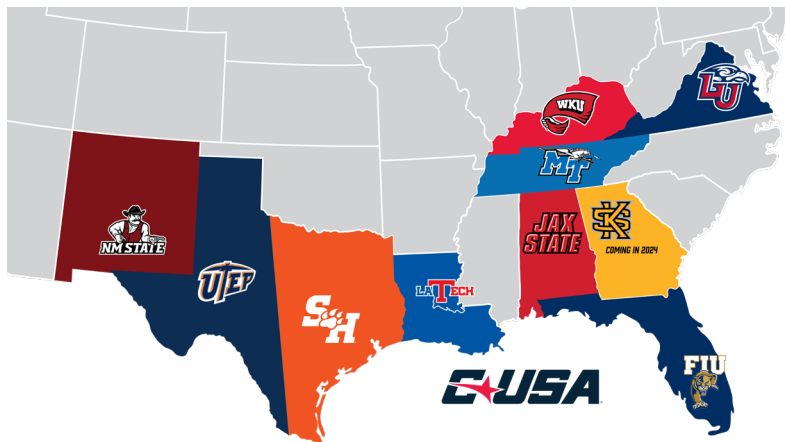
CUSA emphasizes the relationships our student-athletes form with our member communities through volunteer service and has implemented several initiatives designed to maintain strong ties within our communities, as well as with fans and alumni across the country. Individually, student-athletes are recognized each season through the Spirit of Service award.

MULTIMEDIA PARTNERS

CUSA enjoys significant exposure through a new multimedia rights deal that launches in 2023-24. These partnerships, which include long term partners CBS Sports Network and ESPN, emphasize accessibility, opportune scheduling models, along with increased national linear and digital exposure for football, men's and women's basketball and conference Olympic sports. Through our partnership with Sidearm Sports, the league's official website, ConferenceUSA.com, features a nationally recognized content management system providing a place for fans, members, and media to connect with us. Additionally, our partnership with industry-leader INFLCR supplies a content delivery platform for our student-athletes.

GOVERNANCE

We have significant representation in the NCAA governance structure. The presidents and/or chancellors of the member institutions serve as the league's Board of Directors. Commissioner Judy MacLeod is the third commissioner in



league history, appointed on October 26, 2015. She was the first female commissioner of a Football Bowl Subdivision athletics conference.

COMPETITIVE HIGHLIGHTS

Football

- 135 teams have earned bowl bids
- Eligible for the College Football Playoff
- Conference USA has seven guaranteed bowl selections for the 2023 season and associations with 17 different bowls. CUSA will send teams to the Bahamas Bowl and R+L Carriers New Orleans Bowl in 2023.

Men's Basketball

- 148 postseason teams (57 NCAA, 55 NIT, 19 CBI, 14 CIT, 2 LV16)
- One National Championship title game appearance
- Four Final Four teams
- Eight Elite Eight NCAA Tournament teams
- Two NIT Champions and nine NIT semifinalists
- Three CBI Champions
- One CIT Championship
- Inaugural Las Vegas 16 Champion

Women's Basketball

- 57 NCAA Tournament appearances
- 75 WNIT appearances
- One Sweet 16 NCAA Tournament team
- Three WNIT semifinalists
- Two WBI Champions

Baseball

- 81 NCAA appearances
- Six College World Series appearances (2009, 2008, 2007, 2006, 2005 and 2001)
- 14 Super Regional appearances
- Has produced at least four teams in 11 of the past 17 NCAA Tournaments

In addition to the numerous NCAA Tournament berths, CUSA has sent three softball teams to the Women's College World Series and four volleyball teams to the NCAA Sweet 16. CUSA has had five College Cup appearances in men's soccer, highlighted by the 2020 National Champion (Marshall). The league has also had 41 national champions in NCAA track and field competition, one national champion in diving, and numerous NCAA individual and team competitors in beach volleyball, cross country, golf, swimming, tennis, and track and field. The Michael L. Slive Athlete of the Year Award, named after the league's first commissioner, recognizes the most outstanding male and female student-athlete each season.

MEMBERSHIP TIMELINE

1995: Conference USA announces its formation on April 24, 1995, in Chicago, site of the league's first headquarters. Mike Slive is the league's first Commissioner. Charter members include Charlotte, Cincinnati, DePaul, Houston, Louisville, Marquette, Memphis, Saint Louis, Southern Miss, Tulane, UAB and USF.

1996: Houston joins competition for the fall of 1996.

1996: East Carolina joins the league (September) as a football member.

1997: The United States Military Academy (Army) joins the league (March) as a football member.

1997: East Carolina begins football competition.

1998: Army begins football competition.

1999: UAB begins football competition. TCU and East Carolina join the league in all sports.

2001: TCU and East Carolina begin competition in all sports.

2002: Britton Banowsky is named Commissioner (October), succeeding Mike Slive.

2003: South Florida begins football competition.

2004: The Conference USA headquarters moves from Chicago, Ill., to Dallas, Texas.

2005: Marshall, Rice, SMU, Tulsa, UCF and UTEP become league members in all sports.

2013: Charter member Charlotte returns to the league, joined by new members FIU, Florida Atlantic, Louisiana Tech, Middle Tennessee, North Texas, Old Dominion and UTSA.

2014: WKU joins the league (July).

2015: Judy MacLeod becomes the league's third Commissioner (October).

2023: Jacksonville State, Liberty, New Mexico State and Sam Houston State begin competition (July).

2024: Kennesaw State begins competition (July).





- CONFERENCE USA -



CONFERENCE USA PRESEASON POLL

| | |
|---------------------------|-----------------------|
| t-1. Liberty (5) | 8. New Mexico State |
| t-1. Middle Tennessee (1) | 9. Jacksonville State |
| 3. WKU (2) | |
| 4. LA Tech (1) | |
| 5. UTEP | |
| 6. Sam Houston | |
| 7. FIU | |

CONFERENCE USA PRESEASON TEAM

| | | | |
|-----------------|-----|-----|------------------|
| Arturo Dean | So. | G | FIU |
| Isaiah Crawford | Sr. | F | LA Tech |
| Kyle Rode | Sr. | F | Liberty |
| Elias King | Sr. | G | Middle Tennessee |
| Camryn Weston | Sr. | G | Middle Tennessee |
| Cameron Huefner | Jr. | F | Sam Houston |
| Tae Hardy | Sr. | G | UTEP |
| Calvin Solomon | Sr. | F | UTEP |
| Dontaie Allen | Sr. | G/F | WKU |
| Brandon Newman | Sr. | G | WKU |



Dates: March 12-16, 2024
Location: Huntsville, AL
Venue: Propt Arena

PAST CHAMPIONSHIP GAMES

| | |
|------|--------------------------------------|
| 1996 | Cincinnati 85, Marquette 84 (OT) |
| 1997 | Marquette 60, Charlotte 52 |
| 1998 | Cincinnati 71, Charlotte 57 |
| 1999 | Charlotte 68, Louisville 59 |
| 2000 | Saint Louis 56, DePaul 49 |
| 2001 | Charlotte 80, Cincinnati 72 |
| 2002 | Cincinnati 77, Marquette 63 |
| 2003 | Louisville 83, UAB 78 |
| 2004 | Cincinnati 55, DePaul 50 |
| 2005 | Louisville 75, Memphis 74 |
| 2006 | Memphis 57, UAB 46 |
| 2007 | Memphis 71, Houston 59 |
| 2008 | Memphis 77, Tulsa 51 |
| 2009 | Memphis 64, Tulsa 39 |
| 2010 | Houston 81, UTEP 73 |
| 2011 | Memphis 67, UTEP 66 |
| 2012 | Memphis 83, Marshall 57 |
| 2013 | Memphis 91, Southern Miss 79 (2OT) |
| 2014 | Tulsa 69, LA Tech 60 |
| 2015 | UAB 73, Middle Tennessee 60 |
| 2016 | Middle Tennessee 55, Old Dominion 53 |
| 2017 | Middle Tennessee 83, Marshall 72 |
| 2018 | Marshall 67, WKU 66 |
| 2019 | Old Dominion 62, WKU 56 |
| 2020 | CANCELED DUE TO COVID-19 |
| 2021 | North Texas 61, WKU 57 |
| 2022 | UAB 82, LA Tech 73 |
| 2023 | Florida Atlantic 78, UAB 56 |

GENERAL INFORMATION



MIDDLE TENNESSEE MEN'S BASKETBALL

SCHEDULE/OPPONENTS





- 2023-24 SCHEDULE -

NOVEMBER

| | | | | | |
|----------|--------|-------------------|------------------|----------|---------|
| Monday | Nov 6 | Northern Kentucky | Murfreesboro, TN | ESPN+ | 7:30 PM |
| Thursday | Nov 9 | Stephen F. Austin | Murfreesboro, TN | ESPN+ | 6:30 PM |
| Monday | Nov 13 | Western Carolina | Murfreesboro, TN | ESPN+ | 6:30 PM |
| Saturday | Nov 18 | Milligan | Murfreesboro, TN | ESPN+ | 5 PM |
| Tuesday | Nov 21 | UAB | Murfreesboro, TN | ESPN+ | 6:30 PM |
| Friday | Nov 24 | vs. UIC^ | Nassau, Bahamas | FLOHOOPS | 3:30 PM |
| Saturday | Nov 25 | vs. TBD^ | Nassau, Bahamas | FLOHOOPS | TBA |
| Sunday | Nov 26 | vs. TBD^ | Nassau, Bahamas | FLOHOOPS | TBA |

DECEMBER

| | | | | | |
|----------|--------|------------------|------------------|-------|---------|
| Saturday | Dec 2 | Wofford | Murfreesboro, TN | ESPN+ | 6:30 PM |
| Tuesday | Dec 5 | Missouri State | Murfreesboro, TN | ESPN+ | 6:30 PM |
| Saturday | Dec 9 | Belmont | Murfreesboro, TN | CBSSN | 7:30 PM |
| Tuesday | Dec 19 | at Saint Mary's | Moraga, CA | ESPN+ | 9 PM |
| Friday | Dec 22 | at Southern Utah | Cedar City, UT | ESPN+ | 7:30 PM |
| Saturday | Dec 30 | at Murray State | Murray, KY | TBA | 3 PM |

JANUARY

| | | | | | |
|-----------|--------|----------------------|------------------|-------|---------|
| Wednesday | Jan 3 | Reinhardt | Murfreesboro, TN | ESPN+ | 6:30 PM |
| Thursday | Jan 11 | LA Tech* | Murfreesboro, TN | CBSSN | 8 PM |
| Saturday | Jan 13 | Sam Houston* | Murfreesboro, TN | ESPN+ | 5 PM |
| Thursday | Jan 18 | at UTEP* | El Paso, TX | CBSSN | 8 PM |
| Saturday | Jan 20 | at New Mexico State* | Las Cruces, NM | ESPN+ | TBA |
| Wednesday | Jan 24 | Jacksonville State* | Murfreesboro, TN | ESPN+ | 6:30 PM |
| Saturday | Jan 27 | FIU* | Murfreesboro, TN | ESPN+ | 5 PM |

FEBRUARY

| | | | | | |
|-----------|--------|------------------------|-------------------|-------|---------|
| Saturday | Feb 3 | at WKU* | Bowling Green, KY | ESPNU | 7 PM |
| Thursday | Feb 8 | at Liberty* | Lynchburg, VA | ESPN+ | 6 PM |
| Saturday | Feb 10 | at FIU* | Miami, FL | ESPN+ | TBA |
| Thursday | Feb 15 | New Mexico State* | Murfreesboro, TN | ESPN+ | 6:30 PM |
| Saturday | Feb 17 | UTEP* | Murfreesboro, TN | ESPN+ | 5 PM |
| Wednesday | Feb 21 | at Jacksonville State* | Jacksonville, AL | ESPN+ | 6 PM |
| Saturday | Feb 24 | WKU* | Murfreesboro, TN | ESPN+ | 6:30 PM |

MARCH

| | | | | | |
|----------|-------------|--------------------|------------------|-------|------|
| Saturday | March 2 | at Sam Houston* | Huntsville, TX | ESPNU | 7 PM |
| Tuesday | March 5 | Liberty* | Murfreesboro, TN | ESPN+ | 6 PM |
| Saturday | March 9 | at LA Tech* | Ruston, LA | ESPN+ | 2 PM |
| Tue-Sat | March 12-16 | CUSA Championship! | Huntsville, AL | CBSSN | |

^ – Baha Mar Hoop Nassau Championship

* – Conference USA game

! – Von Braun Center (Huntsville, AL)

All times central and subject to change



SCHEDULE / OPPONENTS



- 2023-24 OPPONENTS -

NORTHERN KENTUCKY NORSE // FIRST MEETING



| GENERAL INFORMATION | TEAM INFORMATION | COMMUNICATIONS |
|--|--|---|
| Location: Highland Heights, KY Enrollment: 15,827 President: Bonita J. Brown (interim) Athletic Director: Christina Roybal Arena: Trust Arena (9,400) Colors: Black & Gold Nickname: Norse Conference: Horizon League | 2022-23 Record: 22-13, 14-6 2022-23 Finish: 4th Horizon 2022-23 Postseason: NCAA First Round Letterwinners R/L: 8/8 Starters R/L: 3/2 Head Coach: Darrin Horn Record at School: 79-45 (5th Season) Career Record: 250-156 (14th Season) | SID: Matthew Schaefer Office: (716) 907-2044 Cell: E-Mail: schaeferm10@nku.edu Website: nkunorse.com Twitter: @NKUNorseMBB |

11.06 // Murfreesboro, TN

STEPHEN F. AUSTIN LUMBERJACKS // SERIES TIED 1-1



| GENERAL INFORMATION | TEAM INFORMATION | COMMUNICATIONS |
|---|--|---|
| Location: Nacogdoches, TX Enrollment: 11,327 President: Gina Oglesbee Athletic Director: Ryan Ivey Arena: William R. Johnson Coliseum (7,203) Colors: Purple & White Nickname: Lumberjacks Conference: Southland | 2022-23 Record: 19-13, 11-7 2022-23 Finish: 5th WAC 2022-23 Postseason: WAC First Round Letterwinners R/L: 7/5 Starters R/L: 4/1 Head Coach: Kyle Keller Record at School: 145-69 (8th Season) Career Record: 145-69 (8th Season) | SID: Jay Lucas Office: (936) 468-6244 Cell: (713) 410-0090 E-Mail: jay.lucas@sfasu.edu Website: sfajacks.com Twitter: @SFA_MBB |

11.09 // Murfreesboro, TN

WESTERN CAROLINA CATAMOUNTS // MTSU LEADS SERIES 2-1



| GENERAL INFORMATION | TEAM INFORMATION | COMMUNICATIONS |
|--|--|--|
| Location: Cullowhee, NC Enrollment: 11,635 Chancellor: Dr. Kelli R. Brown Athletic Director: Rick Cole Jr. Arena: Ramsey Center (8,000) Colors: Purple & Gold Nickname: Catamounts Conference: Southern | 2022-23 Record: 18-16, 10-8 2022-23 Finish: 4th SoCon 2022-23 Postseason: CBI First Round Letterwinners R/L: 8/8 Starters R/L: 3/2 Head Coach: Justin Gray Record at School: 29-37 (3rd Season) Career Record: 29-37 (3rd Season) | SID: Steven Grandy Office: (828) 227-2655 Cell: N/A E-Mail: sgrandy@wcu.edu Website: catamountsports.com Twitter: @CatamountMBB |

11.13 // Murfreesboro, TN

MILLIGAN BUFFALOES // MTSU LEADS SERIES 10-2



| GENERAL INFORMATION | TEAM INFORMATION | COMMUNICATIONS |
|---|---|---|
| Location: Elizabethton, TN Enrollment: 1,200 President: William B. Greer Athletic Director: Christian Pope Arena: Steve Lacy Fieldhouse (1,000) Colors: Black & Orange Nickname: Buffaloes Conference: Appalachian Athletic (NAIA) | 2022-23 Record: 12-16, 12-12 2022-23 Finish: 8th AAC 2022-23 Postseason: AAC First Round Letterwinners R/L: 5/9 Starters R/L: 3/2 Head Coach: Bill Robinson Record at School: 221-207 (15th Season) Career Record: N/A | SID: Andy Stanko Office: (423) 561-8980 Cell: (570) 768-1172 E-Mail: ajstanko@milligan.edu Website: milliganbuffs.com Twitter: @MilliganBuff |

11.18 // Murfreesboro, TN

UAB BLAZERS // UAB LEADS SERIES 18-10



| GENERAL INFORMATION | TEAM INFORMATION | COMMUNICATIONS |
|---|---|--|
| Location: Birmingham, AL Enrollment: 21,639 President: Dr. Ray Watts Athletic Director: Mark Ingram Arena: Bartow Arena (8,500) Colors: Forest Green & Old Gold Nickname: Blazers Conference: American | 2022-23 Record: 29-10, 14-6 2022-23 Finish: 3rd CUSA 2022-23 Postseason: NIT Runner-up Letterwinners R/L: 7/8 Starters R/L: 1/4 Head Coach: Andy Kennedy Record at School: 78-25 (4th Season) Career Record: 344-194 (17th Season) | SID: Paul McCaw Office: (205) 934-0722 Cell: (254) 315-1866 E-Mail: prmcaw@uab.edu Website: uabsports.com Twitter: @UAB_MBB |

11.21 // Murfreesboro, TN

- 2023-24 OPPONENTS -

UIC FLAMES // FIRST MEETING



11.24 // Nassau, Bahamas

| GENERAL INFORMATION | TEAM INFORMATION | COMMUNICATIONS |
|--|--|---|
| Location: Chicago, IL Enrollment: 34,199 Chancellor: Dr. Marie Lynn Miranda Athletic Director: Michael Lipitz Arena: Credit Union 1 Arena (8,000) Colors: Blue & Red Nickname: Flames Conference: Missouri Valley | 2022-23 Record: 12-20, 4-16 2022-23 Finish: 11th MVC 2022-23 Postseason: MVC First Round Letterwinners R/L: 7/4 Starters R/L: 2/3 Head Coach: Luke Yaklich Record at School: 35-49 (4th Season) Career Record: 35-49 (4th Season) | SID: Chris Masters Office: (312) 413-9340 Cell: (336) 848-6944 E-Mail: cmasters@uic.edu Website: uicflames.com Twitter: @UIC_MBB |

GEORGE WASHINGTON REVOLUTIONARIES // FIRST MEETING



11.25 // Nassau, Bahamas

| GENERAL INFORMATION | TEAM INFORMATION | COMMUNICATIONS |
|---|--|---|
| Location: Washington, DC Enrollment: 27,000 President: Dr. Ellen M. Granberg Athletic Director: Tanya Vogel Arena: Charles E. Smith Center (4,057) Colors: Blue & Gold Nickname: Revolutionaries Conference: A10 | 2022-23 Record: 16-16, 10-8 2022-23 Finish: 7th A10 2022-23 Postseason: A10 Second Round Letterwinners R/L: 3/8 Starters R/L: 2/3 Head Coach: Chris Caputo Record at School: 16-16 (2nd Season) Career Record: 16-16 (2nd Season) | SID: Kevin Burke Office: (703) 994-5666 Cell: (336) 848-6944 E-Mail: kevinburke@gwu.edu Website: gwsports.com Twitter: @GW_MBB |

OHIO BOBCATS // OHIO LEADS SERIES 3-0



11.25 // Nassau, Bahamas

| GENERAL INFORMATION | TEAM INFORMATION | COMMUNICATIONS |
|---|--|---|
| Location: Athens, OH Enrollment: 17,899 President: Lori Gonzalez Athletic Director: Julie Cromer Arena: Convocation Center (13,000) Colors: White & Hunter Green Nickname: Bobcats Conference: MAC | 2022-23 Record: 19-14, 10-8 2022-23 Finish: 5th MAC 2022-23 Postseason: MAC Semifinals Letterwinners R/L: 11/2 Starters R/L: 3/2 Head Coach: Jeff Boals Record at School: 78-47 (5th Season) Career Record: 133-89 (8th Season) | SID: Sara Legarsky Office: (740) 597-1837 Cell: E-Mail: legarsky@ohio.edu Website: ohiobobcats.com Twitter: @OhioMBasketball |

UNC GREENSBORO SPARTANS // SERIES TIED 2-2



11.26 // Nassau, Bahamas

| GENERAL INFORMATION | TEAM INFORMATION | COMMUNICATIONS |
|--|--|--|
| Location: Greensboro, NC Enrollment: 15,178 Chancellor: Franklin D. Gilliam, Jr. Athletic Director: Brian Mackin Arena: Greensboro Coliseum (22,000) Colors: Navy Blue & Gold Nickname: Spartans Conference: Southern | 2022-23 Record: 20-12, 14-4 2022-23 Finish: 3rd SoCon 2022-23 Postseason: SoCon Quarterfinals Letterwinners R/L: 9/5 Starters R/L: 1/4 Head Coach: Mike Jones Record at School: 37-27 (3rd Season) Career Record: 211-177 (13th Season) | SID: Denise Archetto Office: (401) 862-8913 Cell: (401) 862-8913 E-Mail: d_archetto@uncg.edu Website: uncgspartans.com Twitter: @UNCGBasketball |

KANSAS CITY ROOS // SERIES TIED 1-1



11.26 // Nassau, Bahamas

| GENERAL INFORMATION | TEAM INFORMATION | COMMUNICATIONS |
|---|--|---|
| Location: Kansas City, Missouri Enrollment: 10,308 Chancellor: C. Mauli Agrawal Athletic Director: Dr. Brandon Martin Arena: Swinney Center (1,100) Colors: Blue & Gold Nickname: Roos Conference: Summit League | 2022-23 Record: 11-21, 7-11 2022-23 Finish: 7th Summit 2022-23 Postseason: Summit First Round Letterwinners R/L: 8/5 Starters R/L: 3/2 Head Coach: Marvin Menzies Record at School: 11-21 (2nd Season) Career Record: 257-180 (14th Season) | SID: Jerod Fox Office: (316) 249-2846 Cell: (316) 249-2846 E-Mail: jerodfox@mail.umkc.edu Website: kroos.com Twitter: @KCRoosMBB |

- 2023-24 OPPONENTS -

BROWN BEARS // FIRST MEETING



11.26 // Nassau, Bahamas

| GENERAL INFORMATION | TEAM INFORMATION | COMMUNICATIONS |
|---|---|---|
| Location: Providence, RI Enrollment: 10,425 President: Christian H. Paxson Athletic Director: M. Grace Calhoun Arena: Pizzitola Sports Center (2,800) Colors: Brown & Red Nickname: Bears Conference: Ivy League | 2022-23 14-13, 7-7 2022-23 Finish: 6th CAA 2022-23 Postseason: None Letterwinners R/L: 12/3 Starters R/L: 4/1 Head Coach: Mike Martin Record at School: 135-153 (12th Season) Career Record: 135-153 (12th Season) | SID: Curtis Stoychoff Office: (401) 863-9274 Cell: E-Mail: curtis_stoychoff@brown.edu Website: brownbears.com Twitter: @BrownU_MBB |

DELAWARE FIGHTIN' BLUE HENS // MTSU LEADS SERIES 1-0



11.26 // Nassau, Bahamas

| GENERAL INFORMATION | TEAM INFORMATION | COMMUNICATIONS |
|---|--|--|
| Location: Newark, DE Enrollment: 23,613 President: Dennis Assanis Athletic Director: Chrissi Rawak Arena: Bob Carpenter Center (5,000) Colors: Blue & Gold Nickname: Fightin' Blue Hens Conference: Colonial | 2022-23 Record: 17-16, 8-10 2022-23 Finish: 6th CAA 2022-23 Postseason: CAA Quarterfinals Letterwinners R/L: 7/9 Starters R/L: 2/3 Head Coach: Martin Ingelsby Record at School: 112-103 (8th Year) Career Record: 112-103 (8th Year) | SID: Ed LeFurge III Office: N/A Cell: (732) 600-6552 E-Mail: lefurge@udel.edu Website: bluehens.com Twitter: @DelawareMBB |

WOFFORD TERRIERS // FIRST MEETING



12.02 // Murfreesboro, TN

| GENERAL INFORMATION | TEAM INFORMATION | COMMUNICATIONS |
|---|--|---|
| Location: Spartanburg, SC Enrollment: 1,823 Chancellor: Nayef H. Samhat Athletic Director: Richard Johnson Arena: Richardson Indoor Stadium (3,400) Colors: Black & Gold Nickname: Terriers Conference: Southern | 2022-23 Record: 17-16, 8-10 2022-23 Finish: 5th SoCon 2022-23 Postseason: SoCon Semifinals Letterwinners R/L: 7/9 Starters R/L: 2/3 Head Coach: Dwight Perry Record at School: 12-12 (2nd Season) Career Record: 12-12 (2nd Season) | SID: Tyler Zaubi Office: (864) 597-4092 Cell: (502) 727-2024 E-Mail: zaubitg@wofford.edu Website: woffordterriers.com Twitter: @WoffordMBB |

MISSOURI STATE BEARS // MSU LEADS SERIES 2-1



11.19 // Springfield, MO

| GENERAL INFORMATION | TEAM INFORMATION | COMMUNICATIONS |
|--|---|--|
| Location: Springfield, MO Enrollment: 24,224 President: Clifton M. Smart Athletic Director: Kyle Moats Arena: Great Southern Bank Arena (11,000) Colors: Maroon & White Nickname: Bears Conference: Missouri Valley | 2022-23 Record: 17-15, 12-8 2022-23 Finish: 6th MVC 2022-23 Postseason: MVC Quarterfinals Letterwinners R/L: 6/4 Starters R/L: 3/2 Head Coach: Dana Ford Record at School: 89-66 (6th Season) Career Record: 146-131 (10th Season) | SID: Rick Kindhart Office: (417) 836-4585 Cell: (417) 849-5865 E-Mail: RKindhart@MissouriState.edu Website: missouristatebears.com Twitter: @MSUBearsHoops |

BELMONT BRUINS // MTSU LEADS SERIES 24-18



12.10 // Nashville, TN

| GENERAL INFORMATION | TEAM INFORMATION | COMMUNICATIONS |
|---|---|---|
| Location: Nashville, TN Enrollment: 8,944 President: Dr. L. Gregory Jones Athletic Director: Scott Corley Arena: Curb Event Center (5,000) Colors: Blue & Red Nickname: Bruins Conference: Missouri Valley | 2022-23 Record: 21-11, 14-6 2022-23 Finish: 4th MVC 2022-23 Postseason: MVC Quarterfinals Letterwinners R/L: 7/7 Starters R/L: 2/3 Head Coach: Casey Alexander Record at School: 98-30 (5th Season) Career Record: 235-150 (13th Season) | SID: Greg Sage Office: (615) 460-6698 Cell: (615) 512-3633 E-Mail: greg.sage@belmont.edu Website: belmontbruins.com Twitter: @BelmontMBB |





- 2023-24 OPPONENTS -

SAINT MARY'S GAELS // SMC LEASD SERIES 1-0



12.19 // Moraga, CA

| GENERAL INFORMATION | TEAM INFORMATION | COMMUNICATIONS |
|---|---|------------------------------|
| Location: Moraga, CA | 2022-23 Record: 27-8, 14-2 | SID: Tim Fitzgerald |
| Enrollment: 2,765 | 2022-23 Finish: 2nd WCC | Office: (925) 631-4383 |
| President: Br. Thomas Jones | 2022-23 Postseason: NCAA Second Round | Cell: N/A |
| Athletic Director: Mike Matoso | Letterwinners R/L: 12/3 | E-Mail: tmf15@stmarys-ca.edu |
| Arena: University Credit Union Pavilion (3,500) | Starters R/L: 3/2 | Website: smcgael.com |
| Colors: Red & Blue | Head Coach: Randy Bennett | Twitter: @saintmaryshoops |
| Nickname: Gaels | Record at School: 507-208 (23rd Season) | |
| Conference: West Coast Conference | Career Record: 507-208 (23rd Season) | |

SOUTHERN UTAH THUNDERBIRDS // FIRST MEETING



12.22 // Cedar City, UT

| GENERAL INFORMATION | TEAM INFORMATION | COMMUNICATIONS |
|---|--------------------------------------|------------------------------|
| Location: Cedar City, UT | 2022-23 Record: 24-13, 12-6 | SID: Parker Haynie |
| Enrollment: 14,330 | 2022-23 Finish: 2nd WAC | Office: (435) 704-1280 |
| President: Mindy Benson | 2022-23 Postseason: CBI Semifinals | Cell: (435) 704-1280 |
| Athletic Director: Doug Knuth | Letterwinners R/L: 3/14 | E-Mail: parkerhaynie@suu.edu |
| Arena: America First Event Center (5,300) | Starters R/L: 0/5 | Website: suutbirds.com |
| Colors: Black & Red | Head Coach: Rob Jeter | Twitter: @SUUBasketball |
| Nickname: Thunderbirds | Record at School: 0-0 (1st Season) | |
| Conference: WAC | Career Record: 223-215 (15th Season) | |

MURRAY STATE RACERS // MSU LEADS SERIES 106-38



12.30 // Murray, KY

| GENERAL INFORMATION | TEAM INFORMATION | COMMUNICATIONS |
|----------------------------------|---------------------------------------|---------------------------------|
| Location: Murray, KY | 2022-23 Record: 17-15, 11-9 | SID: Dave Winder |
| Enrollment: 9,458 | 2022-23 Finish: 7th MVC | Office: (270) 809-4271 |
| President: Dr. Robert L. Jackson | 2022-23 Postseason: MVC Quarterfinals | Cell: (270) 923-0566 |
| Athletic Director: Nico Yantko | Letterwinners R/L: 7/7 | E-Mail: dwinder@murraystate.edu |
| Arena: CFSB Center (8,600) | Starters R/L: 2/3 | Website: goracers.com |
| Colors: Navy Blue & Gold | Head Coach: Steve Prohm | Twitter: @RacersHoops |
| Nickname: Racers | Record at School: 121-44 (6th Season) | |
| Conference: Missouri Valley | Career Record: 218-139 (12th Season) | |

REINHARDT EAGLES // FIRST MEETING



01.03 // Murfreesboro, TN

| GENERAL INFORMATION | TEAM INFORMATION | COMMUNICATIONS |
|--------------------------------------|--------------------------------------|------------------------------------|
| Location: Waleska, GA | 2022-23 Record: 15-13, 15-9 | SID: David Finney |
| Enrollment: 1,098 | 2022-23 Finish: 3rd AAC | Office: (404) 538-7339 |
| President: Mark A. Roberts | 2022-23 Postseason: AAC First Round | Cell: (404) 538-7339 |
| Athletic Director: Jeffrey Pourchier | Letterwinners R/L: N/A | E-Mail: david.finney@reinhardt.edu |
| Arena: Brown Athletic Center | Starters R/L: 3/2 | Website: reinhardt eagles.com |
| Colors: Blue & Gold | Head Coach: Justin Newton | Twitter: @RU_Eagles |
| Nickname: Eagles | Record at School: 61-52 (5th Season) | |
| Conference: Appalachian Athletic | Career Record: 85-60 (6th Season) | |

LA TECH BULLDOGS // LA TECH LEADS SERIES 13-5



01.16 // Murfreesboro, TN
02.11 // Birmingham, AL

| GENERAL INFORMATION | TEAM INFORMATION | COMMUNICATIONS |
|---------------------------------------|--|-----------------------------|
| Location: Ruston, LA | 2022-23 Record: 15-18, 7-13 | SID: Kane McGuire |
| Enrollment: 11,612 | 2022-23 Finish: 9th CUSA | Office: (318) 257-5314 |
| President: Dr. Les Guice | 2022-23 Postseason: CUSA Quarterfinals | Cell: (318) 549-2161 |
| Athletic Director: Dr. Eric A. Wood | Letterwinners R/L: 5/8 | E-Mail: kmcguire@latech.edu |
| Arena: Thomas Assembly Center (8,000) | Starters R/L: 3/2 | Website: latechsports.com |
| Colors: Red & Blue | Head Coach: Talvin Hester | Twitter: @LATechHoops |
| Nickname: Bulldogs | Record at School: 15-18 (2nd Season) | |
| Conference: Conference USA | Career Record: 15-18 (2nd Season) | |



SCHEDULE / OPPONENTS



- 2023-24 OPPONENTS -

SAM HOUSTON BEARKATS // FIRST MEETING



01.13 // Murfreesboro, TN
03.02 // Huntsville, TX

| GENERAL INFORMATION | TEAM INFORMATION | COMMUNICATIONS |
|---|---|--|
| Location: Huntsville, Texas Enrollment: 18,259 President: Alisa White Athletic Director: Bobby Williams Arena: Johnson Coliseum (6,100) Colors: Orange & White Nickname: Bearkats Conference: Conference USA | 2022-23 Record: 26-8, 14-4 2022-23 Finish: 2nd WAC 2022-23 Postseason: NIT 2nd Round Letterwinners R/L: 6/8 Starters R/L: 1/4 Head Coach: Chris Mudge Record at School: 0-0 (1st Season) Career Record: 0-0 (1st Season) | SID: Cody Stark Office: (936) 294-2692 Cell: (979) 229-3722 E-Mail: cstark@shsu.edu Website: gobearkats.com Twitter: @BearkatsMBB |

UTEP MINERS // MTSU LEADS SERIES 10-6



01.18 // El Paso, TX
02.17 // Murfreesboro, TN

| GENERAL INFORMATION | TEAM INFORMATION | COMMUNICATIONS |
|---|---|---|
| Location: El Paso, Texas Enrollment: 23,880 President: Dr. Heather Wilson Athletic Director: Jim Senter Arena: Don Haskins Center (11,892) Colors: Blue, Orange & Silver Nickname: Miners Conference: Conference USA | 2022-23 Record: 14-18 2022-23 Finish: T-9th CUSA 2022-23 Postseason: CUSA First Round Letterwinners R/L: 7/6 Starters R/L: 3/2 Head Coach: Joe Golding Record at School: 34-32 (3rd Season) Career Record: 168-146 (11th Season) | SID: Mark Brunner Office: (915) 747-5722 Cell: (915) 472-6038 E-Mail: mbrunner@utep.edu Website: utepminers.com Twitter: @UTEP_MBB |

NEW MEXICO STATE AGGIES // NMSU LEADS SERIES 5-3



01.20 // Las Cruces, NM
02.15 // Murfreesboro, TN

| GENERAL INFORMATION | TEAM INFORMATION | COMMUNICATIONS |
|---|--|---|
| Location: Las Cruces, NM Enrollment: 11,231 President: Dr. Jay Gogue Athletic Director: Mario Moccia Arena: Pan American Center (12,572) Colors: Crimson & White Nickname: Aggies Conference: Conference USA | 2022-23 Record: 9-15, 2-10 2022-23 Finish: Season Suspended 2022-23 Postseason: None Letterwinners R/L: 0/12 Starters R/L: 0/5 Head Coach: Jason Hooten Record at School: 0-0 (1st Season) Career Record: 261-169 (14th Season) | SID: Michael Navarrette Office: (575) 646-4120 Cell: N/A E-Mail: micnav@nmsu.edu Website: nmstatesports.com Twitter: @NMStateMBB |

JACKSONVILLE STATE GAMECOCKS // SERIES TIED 2-2



01.24 // Murfreesboro, TN
02.21 // Jacksonville, AL

| GENERAL INFORMATION | TEAM INFORMATION | COMMUNICATIONS |
|---|---|---|
| Location: Jacksonville, AL Enrollment: 9,633 President: Dr. Don Killingsworth Athletic Director: Greg Seitz Arena: OceanBank Convocation Center (3,500) Colors: Red & White Nickname: Gamecocks Conference: Conference USA | 2022-23 Record: 13-18, 6-12 2022-23 Finish: 12th ASUN 2022-23 Postseason: Nonel Letterwinners R/L: 3/8 Starters R/L: 2/3 Head Coach: Ray Harper Record at School: 132-94 (8th Season) Career Record: 221-158 (13th Season) | SID: Daniel Porter Office: (256) 782-5965 Cell: N/A E-Mail: dporter2@jsu.edu Website: jaxstatesports.com Twitter: @JaxStateMBB |

FIU PANTHERS // MTSU LEADS SERIES 34-12



01.27 // Murfreesboro, TN
02.10 // Miami, FL

| GENERAL INFORMATION | TEAM INFORMATION | COMMUNICATIONS |
|---|--|--|
| Location: Miami, FL Enrollment: 46,079 President: Dr. Kenneth A. Jessell Athletic Director: Scott Carr Arena: OceanBank Convocation Center (5,000) Colors: Blue & Gold Nickname: Panthers Conference: Conference USA | 2022-23 Record: 14-18, 8-12 2022-23 Finish: 8th CUSA East 2022-23 Postseason: CUSA First Round Letterwinners R/L: 9/5 Starters R/L: 3/2 Head Coach: Jeremy Ballard Record at School: 77-79 (6th Season) Career Record: 77-79 (6th Season) | SID: Darin Yrigoyen Office: N/A Cell: N/A E-Mail: dyrigoye@fiu.edu Website: fliusports.com Twitter: @FIUHoops |





WKU HILLTOPPERS // WKU LEADS SERIES 98-46

GENERAL INFORMATION

Location: Bowling Green, KY
 Enrollment: 19,461
 President: Dr. Timothy C. Caboni
 Athletic Director: Todd Stewart
 Arena: E.A. Diddle Arena (7,523)
 Colors: Red & White
 Nickname: Hilltoppers
 Conference: Conference USA

TEAM INFORMATION

2022-23 Record: 17-16, 8-12
 2022-23 Finish: 7th CUSA
 2022-23 Postseason: CUSA Quarterfinal
 Letterwinners R/L: 4/6
 Starters R/L: 1/4
 Head Coach: Steve Lutz
 Record at School: 0-0 (1st Season)
 Career Record: 47-23 (Third Season)

COMMUNICATIONS

SID: TBA
 Office:
 Cell:
 E-Mail:
 Website: wkusports.com
 Twitter: @WKUBasketball



02.03 // Bowling Green, KY
 02.24 // Murfreesboro, TN

LIBERTY FLAMES // FIRST MEETING

GENERAL INFORMATION

Location: Lynchburg, VA
 Enrollment: 15,000
 President: Dr. Dondi Costin
 Athletic Director: Ian McCaw
 Arena: Liberty Arena (4,000)
 Colors: Red & Navy Blue
 Nickname: Flames
 Conference: Conference USA

TEAM INFORMATION

2022-23 Record: 27-9, 15-3
 2022-23 Finish: 2nd ASUN
 2022-23 Postseason: NIT Second Round
 Letterwinners R/L: 10/5
 Starters R/L: 3/2
 Head Coach: Ritchie McKay
 Record at School: 226-113 (11th Season)
 Career Record: 367-242 (22nd Season)

COMMUNICATIONS

SID: Bill Smith
 Office: (434) 592-5414
 Cell: (847) 363-0642
 E-Mail: wsmith51@liberty.edu
 Website: libertyflames.com
 Twitter: @LibertyMBB



02.08 // Lynchburg, VA
 03.06 // Murfreesboro, TN



SCHEDULE / OPPONENTS



2023-24 BLUE RAIDERS

MIDDLE TENNESSEE MEN'S BASKETBALL





- 2023-24 ROSTER -

NUMERICAL ROSTER

| NO. | NAME | POS. | HT. | WT. | CL. | HOMETOWN / PREVIOUS SCHOOL |
|-----|---------------------|------|------|-----|-------|--|
| 0 | Isiah Lightsey | G | 6-4 | 185 | Jr. | Murfreesboro, Tenn. / Siegel |
| 1 | Ty Mosley | G | 6-5 | 190 | Sr. | Chicago, Ill. / Mississippi Valley State |
| 2 | Torey Alston | F | 6-8 | 190 | Fr. | Durham, N. C. / Winston-Salem Christian |
| 3 | Jestin Porter | G | 6-1 | 185 | Jr. | Houston, Texas / Tyler Junior College |
| 4 | Justin Bufford | G | 6-6 | 185 | Jr. | Selma, Ala. / Shelton State CC |
| 5 | O'zhell Jackson | G | 6-8 | 210 | Jr. | Bronx, N. Y. / Coahoma CC |
| 10 | Elias King | G | 6-8 | 200 | Sr. | Atlanta, Ga. / Mississippi State |
| 11 | Tre Green | G | 6-3 | 190 | So. | Baltimore, Md. / Glenelg Country School |
| 13 | Chris Loofe | F | 6-11 | 220 | Fr. | Leander, Texas / Link Year Prep |
| 14 | Jalen Jordan | G | 6-3 | 170 | R-Sr. | Conyers, Ga. / St. Francis (NY) |
| 15 | Jacob Johnson | G | 6-5 | 195 | R-Jr. | Minneapolis, Minn. / LIU |
| 23 | Josh Ogundele | F | 6-11 | 300 | Jr. | London, England / Iowa |
| 24 | Camryn Weston | G | 6-3 | 195 | Sr. | Albany, Ga. / Southeastern (IA) CC |
| 31 | Jared Coleman-Jones | F | 6-10 | 240 | Jr. | Hiram, Ga. / Northwestern |
| 55 | Jack Jubenville | G | 5-10 | 150 | R-So. | Murfreesboro, Tenn./Middle Tennessee Christian |

ALPHABETICAL ROSTER

| NO. | NAME | POS. | HT. | WT. | CL. | HOMETOWN / PREVIOUS SCHOOL |
|-----|---------------------|------|------|-----|-------|--|
| 2 | Torey Alston | F | 6-8 | 190 | Fr. | Durham, N. C. / Winston-Salem Christian |
| 4 | Justin Bufford | G | 6-6 | 185 | Jr. | Selma, Ala. / Shelton State CC |
| 31 | Jared Coleman-Jones | F | 6-10 | 240 | Jr. | Hiram, Ga. / Northwestern |
| 11 | Tre Green | G | 6-3 | 190 | So. | Baltimore, Md. / Glenelg Country School |
| 5 | O'zhell Jackson | G | 6-8 | 210 | Jr. | Bronx, N. Y. / Coahoma CC |
| 15 | Jacob Johnson | G | 6-5 | 195 | R-Jr. | Minneapolis, Minn. / LIU |
| 14 | Jalen Jordan | G | 6-3 | 170 | R-Sr. | Conyers, Ga. / St. Francis (NY) |
| 55 | Jack Jubenville | G | 5-10 | 150 | R-So. | Murfreesboro, Tenn./Middle Tennessee Christian |
| 10 | Elias King | G | 6-8 | 200 | Sr. | Atlanta, Ga. / Mississippi State |
| 0 | Isiah Lightsey | G | 6-4 | 185 | Jr. | Murfreesboro, Tenn. / Siegel |
| 13 | Chris Loofe | F | 6-11 | 220 | Fr. | Leander, Texas / Link Year Prep |
| 1 | Ty Mosley | G | 6-5 | 190 | Sr. | Chicago, Ill. / Mississippi Valley State |
| 23 | Josh Ogundele | F | 6-11 | 300 | Jr. | London, England / Iowa |
| 3 | Jestin Porter | G | 6-1 | 185 | Jr. | Houston, Texas / Tyler Junior College |
| 24 | Camryn Weston | G | 6-3 | 195 | Sr. | Albany, Ga. / Southeastern (IA) CC |

Head Coach: Nick McDevitt, sixth season (UNC Asheville, 2001)

Associate Head Coach: Wes Long, sixth season (Clemson, 2004)

Assistant Coach: Logan Johnson, second season (Coastal Carolina, 2010)

Assistant Coach: Eric Wilson, second season (Western Carolina, 2008)

Assistant Coach, Director of Player Development: Brett Carey (UNC Asheville, 2001)

Coordinator of Player Development: Reggie Upshaw, first season (Middle Tennessee, 2017)

Director of Basketball Operations: Robert Burlingham, first season (Western Carolina, 2016)

Graduate Assistant: Reggie Scurry, third season (Middle Tennessee, 2020)

Graduate Assistant: Dakota LeBlanc, second season (Middle Tennessee, 2022)

Athletic Trainer: Reese Shivers, eighth season (LSU, 2013)

Strength Coach: Brandon Buskey, second season (Auburn, 2018)

PRONUNCIATION GUIDE

| | |
|-----------------|----------------|
| Justin BUFFORD | Byoo-Furd |
| O'ZHELL Jackson | Oh-ZELL |
| Jack JUBENVILLE | JOO-ben-vill |
| Chris LOOFE | LUUF |
| Nick MCDEVITT | Mick-DEV-It |
| Ty MOSLEY | MOZE-Lee |
| Josh OGUNDELE | Oh-gun-DELL-ee |



2023-24 BLUE RAIDERS



- 2023-24 ROSTER -

ROSTER BREAKDOWN

Home State/Country

| | | | | | |
|---|---|--|---------------------------------------|--|---|
| Georgia (3) Jalen Jordan Elias King Camryn Weston | Tennessee (2) Jack Jubenville Isiah Lightsey | Texas (2) Chris Loofe Jestin Porter | Alabama (1) Justin Bufford | England (1) Josh Ogundele | Florida (1) Jared Coleman-Jones |
| | Illinois (1) Ty Mosley | Maryland (1) Tre Green | Minnesota (1) Jacob Johnson | New York (1) O'Zhell Jackson | North Carolina (1) Torey Alston |

Class (remaining years of eligibility)

| | | | |
|--|---|--|---|
| Redshirt Senior (1) Jalen Jordan (1) | Senior (3) Ty Mosley (1) Elias King (1) Camryn Weston (1) | Redshirt Junior (1) Jacob Johnson (2) | Junior (6) Isiah Lightsey (2) Jestin Porter (2) Justin Bufford (2) O'Zhell Jackson (2) Josh Ogundele (2) Jared Coleman-Jones (2) |
| Redshirt Sophomore (1) Jack Jubenville (3) | Sophomore (1) Tre Green (3) | Freshman (2) Torey Alston (4) Chris Loofe (4) | |

Transfers

2023-24

Jacob Johnson - LIU (2022-23), Kansas City (2019-22)
 Josh Ogundele - Iowa (2020-23)
 Ty Mosley - Mississippi Valley State (2022-23), Itawamba CC (2021-22), South Suburban CC (2020-21), Coffeyville CC (2019-20)
 O'Zhell Jackson - Coahoma CC (2022-23), Dyersburg State CC (2021-22)

2022-23

Jestin Porter - Tyler JC (2020-22)
 Isiah Lightsey - Chatt State CC (2021-22)

2021-22

Justin Bufford - Shelton State CC (2020-21)
 Camryn Weston - Southeastern CC (2019-21)

2020-21

Jared Coleman-Jones - Northwestern (2019-20)
 Elias King - Mississippi State (2019-20)

2019-20

Jalen Jordan - St. Francis (NY) (2017-19)

Never transferred - Tre Green, Jack Jubenville, Torey Alston, Chris Loofe

Year Born

| | | | |
|---|---|--|---|
| 1998 (1) Jalen Jordan (7/19/98) | 2000 (4) Ty Mosley (2/20/00) Elias King (12/16/00) Josh Ogundele (12/19/00) Camryn Weston (4/3/00) | 2001 (1) Jacob Johnson (6/23/01) | 2002 (5) Jestin Porter (3/5/02) Justin Bufford (1/6/02) O'Zhell Jackson (6/6/02) Jack Jubenville (3/20/02) J. Coleman-Jones (9/13/00) |
| 2003 (1) Isiah Lightsey (8/14/03) | 2004 (3) Torey Alston (8/14/04) Tre Green (5/29/04) Chris Loofe (7/10/04) | | |





LIGHTSY

Isiah



CLASS

JR

POSITION

G

HEIGHT

6-4

WEIGHT

185

MURFREESBORO,
TENNESSEE

HOMETOWN

CHATTANOOGA
STATE CC

PREVIOUS
SCHOOL

- O ISIAH LIGHTSY -

**BLUE
RAIDER**

BASKETBALL



Stephen Curry... Biggest role models are his parents

2022-23 (Sophomore): Joined the team as a walk-on... Averaged 1.2 points per game in five appearances

2021-22 (Freshman at Chattanooga State CC): Played in eight games, averaging 2.3 points per game... Shot 66.7 percent from 3-point range... Posted a 2.5 assist-to-turnover ratio

High School: Played for head coach Dyron Birdwell at Siegel High School... Played travel ball for EAB and Pro Skills

Personal: Born August 14, 2003... Son of Laura and Byron Lightsey... Studying exercise science... Hobbies include playing Uno and cards... Favorite food is chicken wings... Favorite movie is The Pursuit of Happiness... Favorite superhero is Iron Man... Favorite athlete is

LIGHTSY CAREER STATS

| Year | GP-GS | Min-Avg | FG-A | Pct | 3FG-A | Pct | FT-A | Pct | Off-Def-Tot | Avg | PF-FO | A | TO | Blk | Stl | Pts-Avg |
|-------|-------|---------|------|------|-------|------|------|------|-------------|-----|-------|---|----|-----|-----|---------|
| 22-23 | 5-0 | 6-1.2 | 2-4 | .500 | 2-4 | .500 | 0-0 | .000 | 0-1-1 | 0.2 | 1-0 | 0 | 0 | 0 | 0 | 6-1.2 |
| Total | 5-0 | 6-1.2 | 2-4 | .500 | 2-4 | .500 | 0-0 | .000 | 0-1-1 | 0.2 | 1-0 | 0 | 0 | 0 | 0 | 6-1.2 |



2023-24 BLUE RAIDERS



MA

MOSLEY

ty



CLASS

JR

POSITION

F

HEIGHT

6-7

WEIGHT

205

CHICAGO,
ILLINOIS

HOMETOWN

MISSISSIPPI
VALLEY STATE

PREVIOUS
SCHOOL

- 1 TY MOSLEY -

**BLUE
RAIDER**

BASKETBALL



2019-20 (Freshman at Coffeyville CC): Did not see game action

2018-19: Attended Woodstock Academy prep school

Orr Academy: Was a key part of his school's state championship team, helping lead the Spartans to two Class 2A titles... His play with the Illinois Wolves on the club circuit helped vault him to No. 106 in the country according to Scout.com and UAA All-American status

Personal: Son of Kathy Harwell and Prentise Mosley... Brother of Kaniya... Born February 20, 2000... Majoring in Health and Physical Education... Hobbies include playing 2K and hoops... Favorite food is hot wings... Favorite movie is Project X... Favorite superhero is Captain America... Favorite athlete is Paul George.

2022-23 (Junior at Mississippi Valley State): Averaged 11.1 points and 3.9 rebounds per game... Shot .496 from the floor and .471 from 3-point range... Saw action in 17 games, making eight starts... Scored a season-high 21 points against Alabama A&M (2/11)... Set a season high with 11 rebounds to go along with 13 points against Arkansas-Pine Bluff (2/25)

2021-22 (Sophomore at Itawamba CC): Averaged 11.3 points, 4.8 rebounds and 2.2 assists per game... Shot .467 from the floor and .488 from 3-point range... Scored a season-high 23 points against Coahoma (11/18)

2020-21 (Redshirt Freshman at South Suburban): Averaged 10.6 points and 5.7 rebounds per game



2023-24 BLUE RAIDERS





ALSTON

TOREY

CLASS

FR

POSITION

F

HEIGHT

6-8

WEIGHT

190



DURHAM, N.C. WINSTON-SALEM CHRISTIAN

HOMETOWN

PREVIOUS SCHOOL

RAIDERS

- 2 TOREY ALSTON -

BLUE
RAIDER

BASKETBALL



High School: Led Winston-Salem Christian to a 35-9 record in 2022-23... Averaged 16 points, seven rebounds and three steals per game playing for head coach Antonio Lowe

Personal: Son of Mike and Tina Alston... His father, Mike, played football at MTSU from 1988-89... Has three siblings: Eric, Isaiah and Laurance... Born August 14, 2004... Majoring in Sports Management... Favorite food is chicken... Favorite movie is Friday... Favorite superhero is Spiderman... Favorite athlete is Kevin Durant... Biggest role models are his parents



2023-24 BLUE RAIDERS





PORTER

jestin



JR

CLASS

G

POSITION

6-1

HEIGHT

180

WEIGHT

HOUSTON,
TEXAS

HOMETOWN

TYLER JUNIOR
COLLEGE

SCHOOL

PREVIOUS

RAIDERS

- 3 JESTIN PORTER -

**BLUE
RAIDER**

BASKETBALL



on his way to a season-high 28 points in a win at Victoria College (Dec. 1)... Scored 20 or more points seven times in a nine-game stretch from Nov. 13-Dec. 30...

2020-21 (Freshman at Tyler Junior College): Ranked eighth nationally in NJCAA Division I with 21.4 points per game 10th in total points at 449 and sixth with 121 free throws made... Shot 39.9 percent from the floor, 32.7 percent from long distance and 81.7 percent from the free throw line... Scored 30 or more points on four separate occasions, including a season-high 38 on March 22

Cypress Ridge HS: Played for head coach Marcus Gabriel... Averaged 22 points, four assists, three steals and four rebounds per game... Was a four-time First Team All-District selection for the Rams... Named to the Cypress Ridge Honor Roll three times

Personal: Born March 5, 2002... Son of Jessie and Antoinette Porter... Has two siblings, Jessie and Jessica... Majoring in business... Hobbies include bowling and photography... Favorite food is tacos... Favorite movie is Fast & Furious... Favorite athlete is Kobe Bryant... Biggest role model is his mother

2022-23 (Sophomore): Average 5.9 points and 1.4 rebounds per game... Made his NCAA debut with a game-high 14 points against Brescia (11/7)... Led the way with 19 points, going 8-8 from the free throw line in a win over Stephen F. Austin (11/26)... Was 17-32 (.531) from the floor and 18-20 (.900) from the free throw line on the four-game road trip to Montreal and St. Bonaventure... Scored nine of his 12 points in the second half at UTSA, going 5-for-5 from the floor and 2-for-2 from 3-point range with the first two blocked shots of his career (1/5)... Went 5-for-6 from the floor for 14 points against UTEP (2/2)... Scored 13 points on 5-of-7 shooting from the floor and 2-for-3 from 3-point range against UTSA (2/4)

2021-22 (Sophomore at Tyler Junior College): Led TJC with 17.1 points and 3.3 assists per game... Shot 42.3 percent (93-220) from the floor and 40.0 percent (42-105) from 3-point range... Went 13-15 from the free throw line

PORTER CAREER STATS

| Year | GP-GS | Min-Avg | FG-A | Pct | 3FG-A | Pct | FT-A | Pct | Off-Def-Tot | Avg | PF-FO | A | TO | Blk | Stl | Pts-Avg |
|-------|-------|----------|--------|------|-------|------|-------|------|-------------|-----|-------|----|----|-----|-----|---------|
| 22-23 | 33-5 | 509-15.4 | 71-168 | .423 | 21-64 | .328 | 32-43 | .744 | 13-34-47 | 1.4 | 43-0 | 23 | 42 | 4 | 9 | 195-5.9 |
| Total | 33-5 | 509-15.4 | 71-168 | .423 | 21-64 | .328 | 32-43 | .744 | 13-34-47 | 1.4 | 43-0 | 23 | 42 | 4 | 9 | 195-5.9 |



2023-24 BLUE RAIDERS



MT

BUFFORD

Justin



JR

CLASS

F

POSITION

6-6

HEIGHT

185

WEIGHT

SELMA,
ALABAMA

HOMETOWN

SHELTON
STATE

PREVIOUS
SCHOOL

- 4 JUSTIN BUFFORD -

**BLUE
RAIDER**

BASKETBALL



over his final five games of the season

2021-22 (Freshman): Averaged 3.9 points and 2.6 rebounds while starting 15 games and playing in all 37... Shot .412 from the floor and .311 from 3-point range... Made his NCAA debut with six points against Brescia (11/9/21)... Made the first start of his career at Stephen F. Austin (11/9/21)... Scored 11 points in the first half against Mercer in Cancun (11/24)... His four blocked shots at Ole Miss equaled the most by a Blue Raider on the season (12/15)... Scored a season-high 12 points - including an 8-for-9 performance at the free throw line - to help MT to an 84-80 win over Coastal Carolina (12/19)

2020-21 (Freshman at Shelton State CC): Averaged 12.5 points and 6.1 rebounds per game... Shot 51.1 percent from the floor... Scored a season-high 21 points at Coastal Alabama-South (4/2/21)... Had a seven-game stretch in which he went 12-23 (52.2 pct) from 3-point distance (2/18-3/9/21)

Montgomery Catholic High School: Averaged 26.7 points, 11.0 rebounds and 4.4 assists as a senior... Named Dallas County Player of the Year... First Team All-State honoree... Earned First Team All-County honors... Named Metro Player of the Year... Runner-Up Class 3A Player of the Year

Personal: Born Justin O'Neal Bufford on January 6, 2002... Son of Beverly Smith and Tony Bufford... Has three siblings: Asia Bufford, Astrea Bogan and Thaddeus Smith.... Majoring in Leisure and Sports Management... Hobbies include playing Xbox and collecting shoes... Favorite food is Rotel... Favorite movies are Maze Runner and Black Hawk Down... Favorite superhero is the Flash... Favorite athletes are Tracy McGrady, Kobe Bryant and Kevin Durant... Biggest role models are Kobe Bryant and LeBron James

2022-23 (Sophomore): Averaged 5.1 points and 2.4 rebounds per game, shooting .400 (26-for-65) from long distance... Made his season debut against Hofstra in the Northern Classic... Scored seven points and grabbed seven rebounds at Belmont (12/10)... Scored a season-high 10 points against Murray State (12/15)... Tied his career high with four blocks at Rice (1/11)... Put up nine points in a season-high 35 minutes at FIU (1/28)... Tied a career high with 12 points, going 4-for-4 from the free throw line, including a pair of free throws in the final minute that helped seal a 74-70 upset of No. 25 Florida Atlantic (2/16)... Added six rebounds, two blocks and three steals against FAU... Scored 11 points with a career-high three made 3-pointers against LA Tech (2/25)... Tied a career high with three 3-pointers made at UTEP, finishing the game with 11 points (3/4)... Tied his career high with 12 points against Charlotte in the Conference USA Quarterfinals (3/9)... Shot .625 (10-for-16) from 3-point range

BUFFORD CAREER STATS

| Year | GP-GS | Min-Avg | FG-A | Pct | 3FG-A | Pct | FT-A | Pct | Off-Def-Tot | Avg | PF-FO | A | TO | Blk | Stl | Pts-Avg |
|-------|-------|-----------|--------|------|--------|------|-------|------|-------------|-----|-------|----|----|-----|-----|---------|
| 21-22 | 37-15 | 695-18.8 | 47-114 | .412 | 14-45 | .311 | 35-52 | .673 | 34-61-95 | 2.6 | 78-2 | 12 | 17 | 22 | 21 | 143-3.9 |
| 22-23 | 29-24 | 648-22.4 | 49-117 | .419 | 26-65 | .400 | 23-33 | .697 | 19-47-66 | 2.3 | 39-0 | 16 | 17 | 28 | 29 | 147-5.1 |
| Total | 66-39 | 1343-20.4 | 96-231 | .416 | 40-110 | .364 | 58-85 | .682 | 53-108-161 | 2.4 | 117-2 | 28 | 34 | 50 | 50 | 290-4.4 |



2023-24 BLUE RAIDERS





JACKSON

o'zhell



CLASS

JR

POSITION

G

HEIGHT

6-8

WEIGHT

210

PREVIOUS SCHOOL

COAHOMA CC

HOMETOWN

BRONX, N.Y.

RAIDERS



2022-23 (Sophomore at Coahoma Community College): Named NJCAA All-Region 23... Averaged 13.6 points and 11.2 rebounds per game to go along with 5.2 assists and 2.1 blocks... Recorded a triple-double with 15 points, 10 rebounds and 10 assists against Northwest Mississippi (11/10)... Picked up another triple double with 10 points, 10 rebounds and 10 assists against Mississippi Delta (2/16)

2021-22 (Freshman at Dyersburg State Community College): Saw action in two games

High School: Averaged 21 points, 11 rebounds and 5 assists... Named NYWSSWA Class A All-State

Personal: Son of Tiffanne Prentis and George Jackson... Has one brother, George Jackson... Born June 6, 2002... Majoring in General Studies... Hobbies include playing video games... Favorite food is a bacon cheeseburger... Favorite movie is Ghost Rider... Favorite superhero is The Flash... Favorite athlete is Kevin Durant



M

KING

ELIAS



SR

CLASS

G

POSITION

6-8

HEIGHT

200

WEIGHT

ATLANTA,
GEORGIA

HOMETOWN

MISSISSIPPI
STATE

SCHOOL

PREVIOUS

- 10 ELIAS KING -



rebounds for his second career double-double in a win over LA Tech (2/25)... Scored 13 points to go along with six rebounds in the Conference USA semifinals against Florida Atlantic (3/10)... Shot .506 (42-for-83) from the floor and .475 (19-for-40) from 3-point range over his final nine games of the season.

2021-22 (Sophomore): Averaged 3.2 points and 1.0 rebounds per game while shooting .420 from the floor, .289 from 3-point range and .786 from the free throw line... Scored 31 points in the first three games of the CBI, going 11-for-20 from the floor and 6-for-11 from 3-point range in those games... Pulled down a season-high four rebounds against California Baptist in the opening round of the CBI (3/19)... Scored a season-high 12 points against Boston University in the second round of the CBI (3/21)... Played four minutes in the CBI Championship Game before leaving with a knee injury (3/23)

2020-21 (Sophomore): Appeared in 21 games in his first season in Murfreesboro ... Averaged 2.8 points and 1.1 rebounds per game ... Made his Blue Raider debut coming off the bench against Omaha (11/26/20) at the Gulf Coast Showcase ...

2019-20 (Freshman at Mississippi State): Appeared in six games as a true freshman for the Bulldogs ... Averaged 1.7 points, 0.3 rebounds and 0.2 assists per game ... Connected on 4-of-7 shooting which includes a 2-for-4 mark on three-pointers ... Made his career debut against Louisiana-Monroe (Nov. 14) ... Scored a season best five points on 2-of-2 shooting in MSU's 81-56 rout of Coastal Carolina (Nov. 24)

Lincoln Academy: Played for Lincoln Academy ... Averaged 23.5 points, eight rebounds and three assists per game as a senior ... A consensus 4-star prospect who was a Top 125 national recruit according to Lindy's Magazine and was rated Georgia's No. 5 prospect and the southeast region's No. 34 prospect by ESPN.com.

2022-23 (Junior): Averaged 9.3 points and 4.0 rebounds per game, setting career highs in virtually every meaningful statistical category... Led the Blue Raiders with 56 3-pointers made... Set career highs with 16 points and six field goals at Missouri State (11/19/22)... Recorded the first double-double of his career with 14 points and 10 rebounds against Hofstra in the Northern Classic... Led the Blue Raiders with 17 points to set a new career high while tying personal bests with four 3-pointers and three free throws at LA Tech (1/21)... Set career highs with 20 points, eight field goals and three assists and tied a career high with 4 3-pointers at WKU (2/9)... Went 3-for-3 from long distance on the way to 15 points and five rebounds in a 74-70 upset of No. 25 Florida Atlantic (2/16)... Scored 10 points to go along with four rebounds and two blocks against FIU (2/18)... Led MTSU with 13 points and a career-high-tying 10

KING CAREER STATS

| Year | GP-GS | Min-Avg | FG-A | Pct | 3FG-A | Pct | FT-A | Pct | Off-Def-Tot | Avg | PF-FO | A | TO | Blk | Stl | Pts-Avg |
|--------|-------|-----------|---------|------|--------|------|-------|------|-------------|-----|-------|----|----|-----|-----|---------|
| *19-20 | 6-0 | 21-3.4 | 4-7 | .571 | 2-4 | .500 | 0-0 | .000 | 0-2-2 | 0.3 | 0-0 | 1 | 1 | 0 | 0 | 10-1.7 |
| 20-21 | 21-0 | 171-8.1 | 17-56 | .304 | 15-47 | .319 | 9-11 | .818 | 6-18-24 | 1.1 | 6-0 | 4 | 9 | 6 | 4 | 58-2.8 |
| 21-22 | 26-0 | 210-8.1 | 29-69 | .420 | 13-45 | .289 | 11-14 | .786 | 7-20-27 | 1.0 | 13-0 | 5 | 6 | 3 | 9 | 82-3.2 |
| 22-23 | 33-4 | 730-22.1 | 111-247 | .449 | 56-137 | .409 | 29-39 | .744 | 32-100-132 | 4.0 | 36-0 | 16 | 25 | 20 | 19 | 307-9.3 |
| MT | 80-4 | 1111-13.9 | 157-372 | .422 | 84-229 | .367 | 49-64 | .766 | 45-138-183 | 2.3 | 55-0 | 25 | 40 | 29 | 32 | 447-5.6 |
| Total | 86-4 | 1131-13.2 | 161-379 | .425 | 86-233 | .369 | 49-64 | .766 | 45-140-185 | 2.2 | 55-0 | 26 | 41 | 29 | 32 | 457-5.3 |

*Played season at Mississippi State

MT

GREEN



tre

CLASS

SO

POSITION

G

HEIGHT

6-3

WEIGHT

185

RAIDERS

BALTIMORE,
MARYLAND

HOMETOWN

GLENELG
COUNTRY SCHOOL

SCHOOL

PREVIOUS



Maurengreen Green... Has five siblings: Porsha, Autumn, Rain, Stonewall and Ares... His sister, Rain Green, plays basketball at Kansas City... Majoring in Engineering... Hobbies include hand illustrations, listening to music, Netflix binging, and NBA 2K... Favorite foods are Italian food, orange chicken, Dad's mac and cheese, and Mom's fried pork chops... Favorite movies include The Sponge-Bob Movie, Coach Carter and Juice... Favorite superhero is Batman... Favorite athletes are Ja Morant and Russell Westbrook... Biggest role models are his parents

2022-23 (Freshman): Averaged 0.8 points and 0.8 rebounds in eight games as a freshman... Shot 80 percent (4-for-5) from the free throw line... Made his collegiate debut against Brescia (11/7/22)

Glenelg Country School: Played for head coach Garrett O'Donnell... Averaged 23.5 points, 7.3 rebounds and 2.0 assists per game... Earned First Team All-Conference honors... Named All-Maryland... Garnered National Honor Society and Dean's List recognition in the classroom... Played travel ball for Team Melo and Team Choo... Was the leading scorer at both the 2022 DMV Elite Super Circuit Session One and the 2022 Hoop Group Pitt Jam Fest... Named the MVP of the inaugural Xan Classic.

Personal: Born May 29, 2004... Son of Calvin and

GREEN CAREER STATS

| Year | GP-GS | Min-Avg | FG-A | Pct | 3FG-A | Pct | FT-A | Pct | Off-Def-Tot | Avg | PF-FO | A | TO | Blk | Stl | Pts-Avg |
|-------|-------|---------|------|------|-------|------|------|------|-------------|-----|-------|---|----|-----|-----|---------|
| 22-23 | 8-0 | 31-3.9 | 1-5 | .200 | 0-3 | .000 | 4-5 | .800 | 3-3-6 | 0.8 | 0-0 | 1 | 1 | 0 | 0 | 6-0.8 |
| Total | 8-0 | 31-3.9 | 1-5 | .200 | 0-3 | .000 | 4-5 | .800 | 3-3-6 | 0.8 | 0-0 | 1 | 1 | 0 | 0 | 6-0.8 |





LOOFE

CHIRS



CLASS

FR

POSITION

F

HEIGHT

6-11

WEIGHT

230

HOMETOWN

LEANDER,
TEXAS

PREVIOUS
SCHOOL

LINK YEAR
PREP





2022-23 (Link Year Prep): Averaged 13 points and seven rebounds per game... Shot 55 percent from the floor, 70 percent from the free throw line and 32 percent from 3-point range.

Leander High School: Averaged 18 points and eight rebounds per game... Named All-Academic

Personal: Son of Rich and Diane Loofe... Born July 10, 2004... Has one brother, Will... Majoring in Business... Hobbies include video games and music... Favorite food is tacos... Favorite movie is The Dark Knight... Favorite athlete is Kevin Durant... Biggest role model is his dad. No stats available for the current season.



MT

JORDAN

jalen



R-SR

CLASS

G

POSITION

6-3

HEIGHT

170

WEIGHT

CONYERS,
GEORGIA

HOMETOWN

ST. FRANCIS
(NY)

PREVIOUS
SCHOOL

RAIDERS

- 14 JALEN JORDAN -

**BLUE
RAIDER**

BASKETBALL



2022-23 (Redshirt Senior): Did not play after re-injuring his knee on the first day of official practice.

021-22 (Redshirt Junior): Sat out the season after suffering an offseason knee injury.

2020-21 (Redshirt Junior): Started in 19 of the 20 games he competed in as a redshirt junior in his debut season at MT ... Averaged 9.4 points per game on the season, and upped that to 11.1 in league play ... Grabbed 2.9 rebounds per game ... Dished out 39 assists and swiped 19 steals on the year ... Shot 42.6 percent from the field, 43.2 percent from 3-point range and 84.1 percent from the charity stripe ... led the team in both 3-point percentage and free throw percentage ... Made his Blue Raider debut in a start against Omaha (11/26/20) at the Gulf Coast Showcase ... Notched double figures in points (11) along with season highs in 3-point field goals (3), rebounds (5) and assists (4) in the home loss to Chattanooga (12/7/20) ... Led MT in scoring with a season-high 17 points on four

made 3-pointers in the game one loss vs. FIU (1/8/21) ... Started and played one minute in game one against Western Kentucky (1/23/21) before suffering a game-ending upper body injury ... Made his return to the court with a 10-point, 4-rebound game in the first of a back-to-back against Charlotte (2/6/21) ... Scored 22 points in game one (2/12/21) and a season-high 25 points in game two (2/13/21) at Marshall ... Led his team with 17 points and posted season highs for free throws (8) and minutes (36) in the regular season finale at Florida Atlantic (3/5/21).

2019-20 (Junior): Redshirted during the 2019-20 season due to NCAA transfer rules.

2018-19 (Sophomore at St. Francis of Brooklyn): Improved in minutes per game (31.3), points per game (14.8) and rebounds per game (3.6) while starting all 33 games for the Terriers ... Made 89 three-pointers, shooting a clip of .420 from behind the arc ... Notched a career-best game in points scored (28) and assists (6) against Sacred Heart on Jan. 19 ... Tallied a career-high seven made three-pointers at Central Conn. State on Jan. 31.

2017-18 (Freshman at St. Francis of Brooklyn): Was a three-time recipient of NEC Rookie of the Week honors and was an NEC All-Rookie Team selection ... Averaged 26.9 minutes in the 31 games he participated in, including 30 starts ... Was third on the team in scoring with 11.1 points per game to go with his 2.9 rebounds per game ... Finished the year in the top-10 in the NEC in three-point percentage (.408) and made threes per game (2.06).

Rockdale County HS: Scored over 1,000 points at Rockdale County ... Wrapped up his high school career averaging 17.5 points, four rebounds, three assists and two steals per game as a senior ... Was named Region 2-AAAAAA Player of the Year as a senior ... Played in 2016-17 at National Top Sports Institute (NTSI), a first-year prep program in Scotland, Pennsylvania, averaging 18.2 points, 7.1 rebounds and five assists per game.

Personal: Born June 19, 1998 in Harlem, N.Y. ... Son of Kenneth Jordan and Mayra Pastrana ... Has four brothers and two sisters ... Majoring in Criminal Justice ... Favorite food is pasta ... Favorite actor is Denzel Washington ... Favorite athletes are Kobe Bryant and Lou Williams.

JORDAN CAREER STATS

| Year | GP-GS | Min-Avg | FG-A | Pct | 3FG-A | Pct | FT-A | Pct | Off-Def-Tot | Avg | PF-FO | A | TO | Blk | Stl | Pts-Avg |
|--------|-------|-----------|---------|------|---------|------|---------|------|-------------|-----|-------|-----|-----|-----|-----|----------------|
| *17-18 | 31-30 | 835-26.9 | 108-260 | .415 | 64-157 | .408 | 65-77 | .844 | 16-73-89 | 2.9 | 57-0 | 30 | 35 | 4 | 18 | 345-11.1 |
| *18-19 | 33-33 | 1034-31.3 | 156-364 | .429 | 89-212 | .420 | 88-109 | .807 | 15-103-118 | 3.6 | 51-0 | 48 | 54 | 8 | 16 | 489-14.8 |
| 20-21 | 20-19 | 535-26.8 | 58-136 | .426 | 35-81 | .432 | 37-44 | .841 | 7-50-57 | 2.9 | 35-0 | 39 | 46 | 0 | 19 | 188-9.4 |
| 21-22 | | | | | | | | | | | | | | | | -Did not play- |
| 22-23 | | | | | | | | | | | | | | | | -Did not play- |
| MT | 20-19 | 535-26.8 | 58-136 | .426 | 35-81 | .432 | 37-44 | .841 | 7-50-57 | 2.9 | 35-0 | 39 | 46 | 0 | 19 | 188-9.4 |
| Total | 84-82 | 2403-28.6 | 322-760 | .424 | 188-450 | .418 | 190-230 | .826 | 38-226-264 | 3.1 | 143-0 | 117 | 135 | 12 | 53 | 1022-12.2 |

*Played season at St. Francis (NY)



2023-24 BLUE RAIDERS





JOHNSON

jacob



R-JR

CLASS

G

POSITION

6-5

HEIGHT

195

WEIGHT

**MINNEAPOLIS,
MINNESOTA**

HOMETOWN

LONG ISLAND

**PREVIOUS
SCHOOL**



- 15 JACOB JOHNSON -

**BLUE
RAIDER**

BASKETBALL



... Posted six points and five assists in season-opener at Minnesota on Nov. 9 ... Scored six points at Iowa on Nov. 12 ... Notched 13-point, 12-rebound double-double in win over Calvary on Dec. 4, adding four steals ... Pulled down seven rebounds against SIUE on Dec. 12

2020-21 (Redshirt Freshman at UMKC): Summit League Commissioner's List of Academic Excellence ... Summit League Academic Honor Roll ... Appeared in 22 games, making 11 starts in his redshirt freshman year ... Averaged 20.9 minutes per appearance ... Averaged 5.2 points, 1.9 rebounds and 1.0 assists per game ... Shot at a .543 clip from the field, including .452 three-point shooting ... Scored in double-digits five times ... In debut against Culver-Stockton on Nov. 25, posted season-highs in points (18), assists (5) and steals (2) ... Dropped nine points on 4-of-4 shooting against Greenville on Nov. 27 ... Posted first double-double of career against Kansas Christian on Dec. 19, scoring 18 points and pulling down 12 rebounds ... Played season-high 39 minutes against North Dakota State on Jan. 30, putting up 10 points, three rebounds and two steals.

2022-23 (Redshirt Sophomore at LIU): NEC Winter Academic Honor Roll... Started all 29 games, averaging team-high 32.9 minutes per game... Season-high 22 points vs. Purchase on Dec. 22... Season-high 11 rebounds vs. Saint Francis on Feb. 18... Season-high five steals vs. James Madison Dec. 18... 15 double-digit scoring games

2019-20 (Freshman at UMKC): Sat out as a redshirt

Champlin Park High School: Captain during senior season... Named Mr. Offense... Averaged 17 points, three assists, four rebounds and two steals... Also competed in track and field for three years, ran 200m, 400m and long jump... Played AAU for Team Sizzle in Minneapolis

2021-22 (Redshirt Sophomore at UMKC): Summit League Commissioner's List of Academic Excellence ... Summit League Academic Honor Roll ... Missed end of season due to injury ... Starter in 20-of-22 appearances ... Averaged 24.2 minutes per game ... Shot 43.2% from the field ... Averaged 4.2 points, 2.8 rebounds and 1.2 assists per game ... Played 20-plus minutes in 16 games ... Scored in double-digits twice ... Posted one double-double ... Dished three-plus assists three times

Personal: Son of Pashell and Arthur Johnson... Has two brothers, Jeremy and Zachary... Business major... Born June 23, 2001

JOHNSON CAREER STATS

| Year | GP-GS | Min-Avg | FG-A | Pct | 3FG-A | Pct | FT-A | Pct | Off-Def-Tot | Avg | PF-FO | A | TO | Blk | Stl | Pts-Avg |
|--------|-------|------------|---------|------|-------|------|---------|------|-------------|-----|-------|----|----|-----|-----|----------|
| 20-21* | 22-11 | 45.9-20.9 | 44-81 | .543 | 14-31 | .452 | 13-25 | .520 | 11-31-42 | 1.9 | 54-2 | 21 | 19 | 0 | 12 | 115-5.2 |
| 21-22* | 22-20 | 53.3-24.2 | 35-81 | .432 | 3-13 | .231 | 20-35 | .571 | 18-43-61 | 2.8 | 41-0 | 27 | 18 | 2 | 14 | 93-4.2 |
| 22-23^ | 29-29 | 95.5-32.9 | 105-241 | .436 | 5-20 | .250 | 86-115 | .748 | 52-117-169 | 5.8 | 47-0 | 51 | 61 | 14 | 38 | 301-10.4 |
| Total | 73-60 | 194.6-26.6 | 184-403 | .456 | 22-64 | .344 | 119-175 | .680 | 81-191-272 | 3.7 | 142-2 | 99 | 98 | 16 | 64 | 509-7.0 |

*Played season at UMKC

^Played season at LIU



2023-24 BLUE RAIDERS



M



OGUNDELE

josh

CLASS

JR

POSITION

F

HEIGHT

6-11

WEIGHT

300



HOMETOWN

LONDON,
ENGLAND

PREVIOUS
SCHOOL

IOWA

RAIDERS



2022-23 (Sophomore at Iowa): Scored in eight of 11 games played... Totaled 21 points, 19 rebounds, six steals, six assists and four blocks... Made 75 percent of his field goal attempts (9-of-12)... Posted season bests in points (6) and rebounds (5) in win over North Carolina A&T... Productive four minutes of action in win over Clemson, dishing out a personal-best two assists, sinking a pair of free throws, snagging two rebounds, and collecting a steal... Collected a career-high three steals in victory over Bethune-Cookman.

2021-22 (Freshman at Iowa): Competed in 19 contests... Posted single-season bests in every statistical category... Scored in 10 games... Shot the basketball at a 54 percent clip from the field (13-of-24)... Totaled 29 points, 24 rebounds, five blocks, and four steals... Had his best game statistically at #2 Purdue filling

in for the injured Keegan Murray, totaling personal bests in minutes played (16), points (7), blocks (3), and rebounds (5)... Provided valuable minutes in the Big Ten Tournament championship game versus #9 Purdue, posting four points and a steal in 10 minutes of action... Tied a career high with five rebounds versus Northwestern in the second round of the Big Ten Tournament.

2020-21 (Freshman at Iowa): Saw limited action in eight games... Grabbed a season-high two rebounds three times... Netted a season-best four points on 2-of-2 shooting from the field in victory over Nebraska... Equaled a personal best with two rebounds in road win at Michigan State.

High School: Two-year starter for Worcester Academy... Averaged 7.3 points, four rebounds in 26 games as a junior... Played for Boston Amateur Basketball Club (BABC) in Nike's Elite Youth Basketball League (EYBL) since 2018... Averaged 13.4 points and 13.8 rebounds in EYBL... Posted 14 points and nine rebounds versus nationally-ranked Link Year Prep at National Prep Showcase in 2019... Tallied a career-high 20 points versus Bradford Christian Academy as a sophomore... Volunteered more than 100 hours of community service at Worcester Academy (St. John's Soup Kitchen; Union Hill School; Hill-O-Ween; Friendly House; Rainbow Child Development Center)... Played for the English National Team in 2015... Won a silver medal on the 2016 Great Britain National Team.

Personal: Born 12/19/00... Enterprise Leadership major... Mother is Angela Enahwo and stepfather is Emmanuel Ojingba... Has three step sisters, Tegan, and twins Megan, and Payton... High school coaches were Jamie Sullivan, Michael Adu, and Dan Sullivan... AAU coach was Leo Papile.

OGUNDELE CAREER STATS

| Year | GP-GS | Min-Avg | FG-A | Pct | 3FG-A | Pct | FT-A | Pct | Off-Def-Tot | Avg | PF-FO | A | TO | Blk | Stl | Pts-Avg |
|--------|-------|---------|-------|------|-------|------|------|------|-------------|-----|-------|---|----|-----|-----|---------|
| 20-21* | 8-0 | 16-2.0 | 3-6 | .500 | 0-0 | .000 | 1-4 | .250 | 6-2-8 | 1.0 | 5-0 | 0 | 0 | 0 | 0 | 7-0.9 |
| 21-22* | 19-0 | 97-5.1 | 13-24 | .542 | 0-0 | .000 | 3-10 | .300 | 8-16-24 | 1.3 | 19-0 | 0 | 9 | 5 | 4 | 1.5-19 |
| 22-23* | 11-0 | 71-6.4 | 9-12 | .750 | 0-0 | .000 | 3-7 | .429 | 9-10-19 | 1.7 | 10-0 | 6 | 7 | 4 | 6 | 21-1.9 |
| Total | 38-0 | 186-4.9 | 25-42 | .595 | 0-0 | .000 | 7-21 | .333 | 23-28-51 | 1.3 | 34-0 | 6 | 16 | 9 | 10 | 57-1.5 |

*Played season at Iowa





WESTON

CAMRYN



CLASS

SR

POSITION

G

HEIGHT

6-3

WEIGHT

190


ALBANY,
GEORGIA

HOMETOWN

SOUTHEASTERN
CC

SCHOOL

PREVIOUS



- 24 CAMRYN WESTON -

**BLUE
RAIDER**

BASKETBALL



2022-23 (Junior): Named Honorable Mention All-Conference USA... Averaged 10.6 points and 4.6 rebounds per game... Led MTSU with 91 assists... Scored 15 points to go along with a season-high six assists and five rebounds against Chattanooga (12/15)... Scored a season-high 17 points in a win over Murray State (12/21)... Led the Blue Raiders with 14 points, including a pair of game-sealing free throws in a 62-58 win over Charlotte (1/19)... Tied for the team lead with 16 points off the bench while pulling down six rebounds against UTEP (2/2)... Scored 13 points to go along with six rebounds against UTSA (2/4)... Recorded the second double-double of his career with 14 points and 10 assists at WKU (2/9)... Led MTSU with 16 points and seven rebounds, in an upset of No. 25 Florida Atlantic (2/16)... Scored a team-high 14 points, including a season-best seven made free throws, in a 24-point comeback win over FIU (2/18)... Led the Blue Raiders with 12 points to go along with four rebounds and

two steals at North Texas (3/2)... Scored a career-high 22 points, including the game-winning 3-pointer in the final minute, in the Conference USA Championship quarterfinals against Charlotte (3/9)

2021-22 (Sophomore): Played in all 37 games, averaging 20.7 minutes per game off the bench... Finished the season with averages of 8.8 points and 3.7 rebounds per game... Led the Blue Raiders with 101 assists... Recorded a game-high five assists in his NCAA debut against Brescia (11/9)... His six assists at Stephen F. Austin (11/19) were the most by a Blue Raider on the season... Hit the go-ahead free throws with six seconds left to seal a comeback win at Marshall, leading the team with a career-high 19 points and going 6-for-6 from the free throw line (1/27)... Recorded 10 rebounds and 10 assists in the Blue Raiders' C-USA East Division-clinching win over Western Kentucky, the first double-double in program history with less than 10 points (2/26)... Put up 17 points and nine rebounds in the C-USA Semifinals against UAB (3/11/22)... Totaled nine points and nine assists in the CBI semifinals against Abilene Christian (3/22)

2020-21 (Sophomore at Southeastern CC): Averaged 10.4 points, 5.3 rebounds and 2.8 assists per game... Shot 55.4 percent from the floor...

2019-20 (Freshman at Southeastern CC): Averaged 8.3 points, 3.5 rebounds and 2.4 assists per game... Shot 48.1 percent from the floor

Westover High School: Played for head coach Dallas Smith... Averaged 15 points, seven rebounds and seven assists per game... earned MVP honors in the U-Save It Basketball Tournament... Named Second Team All-Region

Personal: Born April 3, 2000... Son of Myra Carswell-Weston and Carl Weston... Majoring in Sports Medicine... Biggest role model is his mom... Hobbies include watching movies... Favorite food is wings and seafood... Favorite movies are Friday, Friday After Next, and Like Mike... Favorite superhero is the Flash

WESTON CAREER STATS

| Year | GP-GS | Min-Avg | FG-A | Pct | 3FG-A | Pct | FT-A | Pct | 808 | Off-Def-Tot | Avg | PF-FO | A | TO | Blk | Stl | Pts-Avg |
|-------|-------|-----------|---------|------|--------|------|---------|------|------------|-------------|-------|-------|-----|----|-----|----------|---------|
| 21-22 | 37-0 | 763-20.6 | 103-200 | .515 | 20-61 | .328 | 101-125 | .808 | 34-103-137 | 3.7 | 99-2 | 101 | 87 | 4 | 45 | 327-8.8 | |
| 22-23 | 33-28 | 919-27.9 | 122-271 | .450 | 22-76 | .289 | 85-110 | .773 | 44-107-151 | 4.6 | 79-3 | 91 | 86 | 4 | 41 | 351-10.6 | |
| Total | 70-28 | 1682-24.0 | 225-471 | .478 | 42-137 | .307 | 186-235 | .791 | 78-210-288 | 4.1 | 178-5 | 192 | 173 | 8 | 86 | 678-9.7 | |



2023-24 BLUE RAIDERS



MEMPHIS

COLEMAN-JONES



jared

CLASS

JR

POSITION

F

HEIGHT

6-10

WEIGHT

240

JACKSONVILLE,
FLORIDA

HOMETOWN

NORTHWESTERN

SCHOOL

PREVIOUS

- 31 JARED COLEMAN-JONES -

**BLUE
RAIDER**

BASKETBALL



2020-21 (Sophomore): Played in 15 games for the Blue Raiders and earned four starts as a sophomore . . . Turned in 2.8 points and 2.5 rebounds per outing on the year . . . Made his Blue Raider debut coming off the bench against Omaha (11/26/20) at the Gulf Coast Showcase and instantly played a collegiate career-best 26 minutes and hauled in a career-high 7 rebounds . . . Made his first start as a Blue Raider in the home win against Murray State (12/2/20) . . . Posted 7 points and 4 rebounds, including his first three-pointer of the season, in game two against Western Kentucky (1/24/21) . . . Sat out as the Blue Raiders hosted Charlotte on Feb. 5 and 6 while in concussion protocol; also missed games at Marshall on Feb. 12 and 13.

2019-20 (Freshman at Northwestern): Played in all 31 games for the Wildcats as a true freshman, averaging 2.9 points and 2.1 rebounds per outing . . . Upped his averages to 3.7 points and 2.3 rebounds while shooting just shy of 50 percent from the field in Big Ten action . . . Played five minutes in his collegiate debut against Merrimack (11/8)

McEachern HS: Played for Head Coach Mike Thompson at McEachern High School . . . Averaged 13 points, 11 rebounds and 10 blocks while adding two steals per game . . . Was named to the City of Palms All-Tournament Team and led the Indians to a perfect 32-0 record and the Georgia Class 7A State Championship in his final season . . . His team finished the season ranked No. 1 nationally by PrepNation and No. 2 nationally by MaxPreps . . . Completed his prep career with over 1,000 career points and rebounds . . . Top 10 prospect in the state of Georgia in the 2019 signing class.

Personal: Born Sep. 13, 2000 in Orlando, Fla. . . . Son of Craig Jones and Lynn Coleman . . . Has four brothers and two sisters . . . Father played football at Florida State and brother, Jermel Jones, played football at San Diego State . . . Majoring in Sports Medicine . . . Favorite athlete is Calvin Johnson . . . Favorite NBA team is the Chicago Bulls . . . Favorite superhero is The Flash . . . Favorite food is shrimp and chicken alfredo . . . Biggest role model is his dad.

2022-23 (Redshirt Sophomore): Averaged a career-high 3.7 points to go along with 2.5 rebounds per game... Saw his first action in 612 days in the season opener against Brescia (11/7/22)... Scored a season-high nine points while making his first 3-pointer since 2021 at Charlotte (12/29)... Threw down a pair of dunks and grabbed a season-high four rebounds at LA Tech (1/23)... Set a career high with 10 rebounds at No. 21 Florida Atlantic (1/26)... Hauled in a game-high seven rebounds in a win over UTEP (2/2)... Tied a season high with nine points while grabbing nine rebounds against FIU (2/18)... Recorded six rebounds to go along with four points against LA Tech (2/25)... Equaled his season high with nine points at North Texas (3/2)

2021-22 (Sophomore): Did not play after suffering a knee injury the day before the season opener.

COLEMAN-JONES CAREER STATS

| Year | GP-GS | Min-Avg | FG-A | Pct | 3FG-A | Pct | FT-A | Pct | Off-Def-Tot | Avg | PF-FO | A | TO | Blk | Stl | Pts-Avg |
|--------|-------|-------------|---------|------|-------|-------|-------|------|----------------|-----|-------|----|----|-----|-----|---------|
| *19-20 | 31-0 | 315-10.2 | 39-87 | .448 | 1-12 | .083 | 11-20 | .550 | 22-42-64 | 2.1 | 72-2 | 5 | 17 | 13 | 7 | 90-2.9 |
| 20-21 | 15-4 | 168-11.2 | 16-41 | .390 | 1-1 | 1.000 | 9-15 | .600 | 20-18-38 | 2.5 | 30-1 | 4 | 20 | 3 | 3 | 42-2.8 |
| 21-22 | | | | | | | | | -Did not play- | | | | | | | |
| 22-23 | 31-0 | 356-30-11.5 | 51-97 | .526 | 2-4 | .500 | 12-18 | .667 | 25-52-77 | 2.5 | 54-2 | 13 | 33 | 7 | 7 | 116-3.7 |
| MT | 46-4 | 527-11.5 | 67-138 | .486 | 3-5 | .600 | 21-33 | .636 | 45-70-115 | 2.5 | 84-3 | 17 | 53 | 10 | 10 | 158-3.4 |
| Total | 77-4 | 842-10.9 | 106-225 | .471 | 4-17 | .235 | 32-53 | .604 | 67-112-179 | 2.3 | 156-5 | 22 | 70 | 23 | 17 | 248-3.2 |

*Played season at Northwestern

2023-24 BLUE RAIDERS



TUBENVILLE



jack

CLASS

R-50

POSITION

G

HEIGHT

6-0

WEIGHT

170

**MURFREESBORO,
TENNESSEE**

HOMETOWN

**MIDDLE TENNESSEE
CHRISTIAN**

**PREVIOUS
SCHOOL**

- 55 JACK JUBENVILLE -

**BLUE
RAIDER**

BASKETBALL



Derrick Henry... Biggest role model is his dad

2022-23 (Redshirt Freshman): Made his collegiate debut against Brescia (11/7/22)... Finished the season 0-4 from the floor with one rebound and two assists

2021-22 (Freshman): Joined the team in December as a walk-on... Did not play, taking a redshirt year

Middle Tennessee Christian School: Played for Jason Piercey at Middle Tennessee Christian... Ranked the No. 16 guard in Rutherford County by PrepHoops.com

Personal: Son of Colby and Katie Jubenville... Has one sister, Mary Burke Jubenville... His father played football at Millsaps College, and his mother was a dancer at Southern Miss... Majoring in Economics... Hobbies include golfing... Favorite food is salmon... Favorite superhero is Iron Man... Favorite athlete is

JUBENVILLE CAREER STATS

| Year | GP-GS | Min-Avg | FG-A | Pct | 3FG-A | Pct | FT-A | Pct | Off-Def-Tot | Avg | PF-FO | A | TO | Blk | Stl | Pts-Avg |
|-------|----------------|---------|------|------|-------|------|------|------|-------------|-----|-------|---|----|-----|-----|---------|
| 21-22 | -Did not play- | | | | | | | | | | | | | | | |
| 22-23 | 5-0 | 9-1.8 | 0-4 | .000 | 0-0 | .000 | 0-2 | .000 | 0-1-1 | 0.2 | 2-0 | 2 | 1 | 0 | 0 | 0-0.0 |
| Total | 5-0 | 9-1.8 | 0-4 | .000 | 0-0 | .000 | 0-2 | .000 | 0-1-1 | 0.2 | 2-0 | 2 | 1 | 0 | 0 | 0-0.0 |



2023-24 BLUE RAIDERS





MCDEVITT



nick

WINS

167

SEASONS

10

CONFERENCE TITLES

4

POSTSEASON APPEARANCES

4

ALMA MATER

UNC ASHEVILLE

HOMETOWN

MARSHALL, NORTH CAROLINA





Nick McDevitt was announced as the 20th head coach of the Middle Tennessee men's basketball program on March 24, 2018.

Heading into his sixth season in Murfreesboro, McDevitt is fifth in Blue Raider history with 46 home wins and 39 conference wins. His 156 games coached and .667 home winning percentage rank sixth all-time entering the 2023-24 season.

MTSU finished the 2022-23 season 19-14, picking up a win over then-No. 25 and eventual Final Four participant Florida Atlantic at the Murphy Center on Feb. 16. The 2022-23 Blue Raiders also extended their home winning streak to 20 games before falling to Chattanooga on December 15, a streak that wound up as the fourth-longest home win streak in program history.

The 2021-22 Conference USA Coach of the Year, McDevitt led MTSU to a 26-11 record, the Cancun Challenge Maya Division championship, the C-USA East Division title and a runner-up finish in the 2022 CBI. The Blue Raiders also reached the semifinals of the C-USA Tournament, falling in triple overtime to eventual champion UAB.

The Marshall, N.C., native came to Murfreesboro after a five-year stint as the head coach at UNC Asheville where he led the Bulldogs to a 98-66 overall record which includes three consecutive 20-win campaigns in the last three seasons.

McDevitt's Bulldogs made three consecutive postseason appearances, starting with a trip to the NCAA Tournament in 2016 before making the 2017 CollegelInsider.com Tournament and the 2018 National Invitation Tournament.

The Bulldogs went 21-13 his final season in Asheville to lock up the regular season title in the Big South Conference after winning a share of the regular season title with a 23-10 record the season before. The Bulldogs' remarkable 2017 season earned McDevitt Big South Conference and NABC District 3 Coach of the Year Honors.

McDevitt was also a 2017 finalist for the Skip Prosser Man of the Year Award. Named after the late Skip Prosser, who passed suddenly in 2007 while the head coach at Wake Forest, the award is presented annually to those who not only achieve success on the basketball court but who also display moral integrity off of it as well.

In 2016, McDevitt guided UNC Asheville through the Big South Tournament to earn a berth in the NCAA Tournament, his first as a head coach. His postseason history didn't start in 2016, however.

After a four-year playing career at UNC Asheville, McDevitt was immediately appointed to Eddie Biedenbach's staff as an assistant coach. After 10 years as an assistant under Biedenbach, McDevitt was elevated to associate head coach prior to the 2011-12 season and took over the head job in 2013 upon Biedenbach's resignation.

In 17 seasons on the Bulldog staff McDevitt led his squads to seven postseason trips, including four NCAA Tournaments that featured a pair of wins in play-in games in 2003 and 2011.

The Blue Raiders' head man earned his bachelor's degree in history from UNC Asheville in 2001. He was twice named to the Big South Conference All-Academic team and was a member of the Dean's List four different times at UNC Asheville.

McDevitt resides in Murfreesboro with his wife, Lauren, and their two children, Cooper and Kathryn.

MCDEVITT

| Coaching Experience | |
|----------------------|--------------------|
| UNC Asheville | |
| Assistant Coach | 2001-11 |
| Associate Head Coach | 2011-13 |
| Head Coach | 2013-18 |
| Middle Tennessee | |
| Head Coach | 2018-Present |
| Playing Experience | |
| UNC Asheville | |
| Guard | 1997-2001 |
| Education | |
| UNC Asheville | |
| B.S. History | 2001 |
| Personal | |
| Born | April 21, 1979 |
| Hometown | Marshall, N.C. |
| Spouse | Lauren |
| Children | Cooper and Kathryn |





WES LONG

Associate Head Coach

The 2023-24 season marks Wes Long's sixth season on head coach Nick McDevitt's staff at Middle Tennessee, and second as the program's Associate Head Coach. McDevitt announced Long's promotion in July 2022.

Prior to joining the Blue Raider program, Long spent one season aiding McDevitt in his final season at UNC-Asheville. In his lone season at Asheville, Long helped the Bulldogs claim 21 wins, the Big South regular season conference championship, and an automatic berth to the NIT.

Long arrived at Middle Tennessee in 2018 as no stranger to Murphy Center, as he sat on opposing benches and faced the Blue Raiders in past seasons as an assistant at both VCU and Chattanooga.

Preceding the 2017-18 season at UNC-Asheville, Long spent two seasons as an assistant coach at VCU from 2015 to 2017. The Rams compiled a 51-20 record during Long's tenure on the bench, including back-to-back NCAA Tournament appearances, a regular season Atlantic 10 championship, two A10 Tournament championship game appearances, and a NCAA Tournament win over Oregon State.

Prior to his two years in Richmond, Long spent two seasons as an assistant at Chattanooga. The Mocs totaled 40 wins in Long's two seasons, twice finishing second in the Southern Conference and making a trip to the CollegelInsider.com Tournament in 2014. Long helped recruit and build the Chattanooga team, which

in the year following his departure, won a school record 29 games and both the SoCon regular season and tournament titles.

Before becoming a Division I assistant, Coach Long spent a total of nine seasons at then-Division II Queens University of Charlotte, where he served as the Royals' head coach for the last five campaigns.

The Mauldin, S.C., native played as an undergraduate at Clemson, joining the Tigers in 2000-01 as a walk-on before later moving into a role as a student assistant.

He earned his bachelor's degree in business management from Clemson in 2004 before adding a M.B.A. from Queens' McColl School of Business in 2007.

Long resides in Murfreesboro with his wife, Martha, a Columbia, Tenn. native. The couple has two daughters, Abbie Grace and Emma Hope, and two sons, Canaan and Elijah.

LONG

| Coaching Experience | |
|--------------------------|--------------------------------------|
| Queens (NC) | |
| Assistant Coach | 2004-08 |
| Head Coach | 2008-13 |
| Chattanooga | |
| Assistant Coach | 2013-15 |
| VCU | |
| Assistant Coach | 2015-17 |
| UNC Asheville | |
| Assistant Coach | 2017-18 |
| Middle Tennessee | |
| Assistant Coach | 2018-22 |
| Associate Head Coach | 2022-Present |
| Playing Experience | |
| Clemson | |
| Guard | 2000-01 |
| Education | |
| Clemson | |
| B.S. Business Management | 2001 |
| Queens (NC) | |
| M.B.A. | 2007 |
| Personal | |
| Born | February 7, 1981 |
| Hometown | Mauldin, S.C. |
| Spouse | Martha |
| Children | Abbie Grace, Emma, Canaan and Elijah |



LOGAN

JOHNSON

Assistant Coach

Logan Johnson was appointed to the role of assistant coach in 2022 after three years as the Blue Raiders' director of operations.

Prior to re-joining Nick McDevitt in Murfreesboro, Johnson spent the 2018-19 season as the Director of Player Development at Campbell University, helping the Camels to a share of the Big South regular season championship and an appearance in the Big South Tournament championship game.

While he was a new face in Murfreesboro, he was a familiar one for McDevitt, having spent the four seasons prior to his lone season at Campbell as an assistant coach for the Blue Raiders' head man at UNC Asheville.

His four years under McDevitt in Asheville saw the Bulldogs win 81 games and three conference championships with three consecutive 20-win seasons in his final three years.

McDevitt first hired Johnson following a three-year stint at Ouachita Baptist University in Arkansas, where he served as the top assistant and recruiting coordinator. Ouachita won the 2013 Great American Conference Tournament in his second season on staff.

Johnson spent the 2010-11 season as a graduate assistant at the University of Tennessee and was involved with many aspects of the program including skill development, scouting, and film breakdown.

Prior to his coaching career, Johnson was a four-year starter for at Coastal Carolina and helped the Chanticleers to the 2010 Big South Championship. He was Big South All-Tournament Team selection in 2010 and was twice named to the Big South Academic All-Conference Team.

Johnson was also named to the National Association of Basketball Coaches Honors Court in 2010 and named to the CoSIDA/ESPN the Magazine Academic All-District First Team in 2010.

A Knoxville, Tenn., native, Johnson earned a bachelor's degree in business management from Coastal Carolina in 2010 and completed his master's degree in sport management from Old Dominion in 2015.

Johnson's brother, Blake, is a fellow member of the college athletics world who currently serves as the Assistant Athletic Director for Development at the University of Tennessee.

JOHNSON

| Coaching Experience | |
|--------------------------------|--------------------|
| Tennessee | |
| Graduate Assistant | 2010-11 |
| Ouachita Baptist | |
| Assistant Coach | 2011-14 |
| UNC Asheville | |
| Assistant Coach | 2014-18 |
| Campbell | |
| Director of Player Development | 2018-19 |
| Middle Tennessee | |
| Director of Operations | 2019-22 |
| Assistant Coach | 2022-Present |
| Playing Experience | |
| Coastal Carolina | |
| Guard | 2005-10 |
| Education | |
| Coastal Carolina | |
| B.S. Business Management | 2010 |
| Old Dominion | |
| M.S. Sport Management | 2015 |
| Personal | |
| Born | September 23, 1986 |
| Hometown | Knoxville, Tenn. |





ERIC **WILSON**

Assistant Coach

Eric Wilson joined the Blue Raiders prior to the 2022-23 season. He spent the 2021-22 season as assistant coach at Presbyterian after serving as an assistant coach at the College of Charleston for two years. In his lone season in Clinton, S.C., Wilson helped coach three Blue Hose players to All-Big South honors.

Prior to joining the College of Charleston coaching staff, Wilson spent four seasons at North Carolina Central University where he helped head coach LeVelle Moton lead the Eagles to three-consecutive Mid-Eastern Athletic Conference titles and NCAA Tournament appearances in 2017, 2018 and 2019.

During the 2016-17 season, the Eagles put together one of the best seasons in school history with a 25-9 overall record and a 13-3 mark in conference play. NCCU captured its third MEAC Regular-Season Championship and second MEAC Tournament Championship within a four-year span to make its second-ever NCAA Tournament appearance as an NCAA Division I member school.

Prior to NCCU, Wilson spent six years on the coaching staff of his alma mater, Western Carolina. From 2009 to 2010, he was Director of Basketball Operations for the program, before being elevated to Assistant Coach and Recruiting Coordinator in 2010.

A former four-year point guard and defensive specialist for the Catamounts from 2004 to 2008, he played in 109 career games with 56 starts and averaged 4.2

points, 2.6 rebounds and 1.2 assists per game. Wilson graduated in 2008 from Western Carolina University's College of Business.

Following his graduation from WCU, he accepted his first coaching position in August of 2008 as an assistant coach (and later interim head coach) at NAIA member Truett McConnell University in Cleveland, Ga. There, Wilson helped lead the Bears to a 20-win season and the conference semifinals. Three players from that squad were named to the Georgia All-State Team.

Wilson and his wife, Kate, are the proud parents of Asher James and Ezekiel "Zeke" Kai.

WILSON

| Coaching Experience | |
|---|-------------------|
| Truett-McConnel Assistant Coach/Interim HC | 2008-09 |
| Western Carolina Director of Operations | 2009-10 |
| Assistant Coach/Recruiting Coord. | 2010-15 |
| North Carolina Central Assistant Coach | 2015-18 |
| College of Charleston Assistant Coach | 2019-21 |
| Presbyterian Assistant Coach | 2021-22 |
| Middle Tennessee Assistant Coach | 2022-Present |
| Playing Experience | |
| Western Carolina Guard | 2004-08 |
| Education | |
| Western Carolina B.S. Business | 2008 |
| Personal | |
| Born | December 25, 1985 |
| Hometown | Lincolnton, N.C. |
| Spouse | Kate |
| Children | Asher, Ezekiel |



**BRETT
CAREY**

Assistant Coach - Dir. Player Development

Brett Carey joined Middle Tennessee men's basketball as Assistant Coach and Director of Player Development in 2023 after two seasons as Associate Head Coach at Austin Peay. Carey rejoins Nick McDevitt after the two coached and played together at UNC Asheville.

Carey joined Nate James' inaugural men's basketball coaching staff in May 2021. Carey primarily coached the Govs' big men and was also the acting head coach for two games as James was sidelined due to COVID-19.

Under Carey, the Govs produced 2021 OVC Freshman of the Year Elijah Hutchins-Everett, who became the first freshman in school history to lead the team in points, rebounds and field goal percentage. With Carey coaching the Bigs, APSU ranked fifth in the OVC in rebounding and offensive rebounds per game.

Prior to Austin Peay, Carey spent four seasons at Indiana State under Greg Lansing. In 2020-21, he was one of the architects of one of the MVC's most opportunistic defenses that led the conference and ranked 43rd nationally in turnover margin (plus-2.60).

Carey joined Indiana State after spending nine years coaching first alongside and then under McDevitt at UNC Asheville, including the final two years as the program's Associate Head Coach.

A former standout player for the Bulldogs, Carey played key roles in helping the Bulldogs to back-to-back Big

CAREY


| Coaching Experience | |
|---------------------|---|
| South Carolina | Volunteer Assistant 2005-07 |
| Oak Hill Academy | Assistant Coach 2007-08 |
| UNC Asheville | Assistant Coach 2008-15 |
| | Associate Head Coach 2015-17 |
| Indiana State | Assistant Coach 2017-21 |
| Austin Peay | Associate Head Coach 2021-23 |
| Middle Tennessee | Asst. Coach - Dir. Player Dev. 2023-Present |
| Playing Experience | |
| Western Carolina | Guard 1996-98 |
| UNC Asheville | Guard 1999-01 |
| Asheville Altitude | Guard 2001-02 |
| Langhus (Norway) | Guard 2002-03 |
| Education | |
| UNC Asheville | Business Management 2001 |
| Personal | |
| Born | December 28, 1977 |
| Hometown | Lincolnton, N.C. |
| Spouse | Chyris |
| Children | Briana, Maecyn |

South Conference championships in 2011 and 2012 as an assistant coach. Following his ascension to Associate Head Coach, the Bulldogs had back-to-back 20-win seasons and claimed the 2016 Big South Tournament title and a share of the 2016-17 Big South Conference regular-season championship. The Bulldogs advanced to the NCAA Tournament in 2016 and played in the 2017 Collegen Insider.com Tournament.

Carey was a two-year letterman for UNC Asheville from 1999-2001. He helped guide a young Asheville team to the Big South Conference championship game in 2000 and earned All-Tournament honors.

Carey, a native of Lincolnton, North Carolina, married his wife, Chyris, in 2023.





REGGIE
UPSHAW

Coordinator of Player Development

A Blue Raider from 2013-17, Upshaw returns to Murfreesboro after a seven-year professional career. He finished his Blue Raider playing career in the top five on MTSU's all-time lists in points scored (fifth – 1,571), rebounds (fourth – 910), field goals made (fifth – 598), steals (fourth – 151), blocks (fifth – 110), games played (tied for first – 140), starts (second – 115) and minutes played (second – 3,965). He led MTSU to 99 wins and a 52-18 Conference USA mark.

Upshaw was a member of the Blue Raider teams that defeated Michigan State in the 2016 NCAA Tournament and Minnesota in the 2017 tournament, leading MTSU in scoring in each win. His dunk with 40 seconds remaining put the exclamation mark on the 2016 victory over the Spartans.

MTSU won the 2016 and 2017 CUSA tournaments and the 2017 CUSA regular season title with Upshaw leading the way. He was named the C-USA Tournament MVP in 2016, averaging 17.7 points and 8.0 rebounds per game while adding a total of eight assists, four blocks and five steals across the three games.

Over the past seven years, Upshaw's career has taken him to Germany, Spain, Italy, Israel, Ukraine, Germany, New Zealand and Belgium. In the 2022-23 season, he averaged 10.4 points and 4.9 rebounds in 27 games for Telenet Giants Antwerp in Belgium. His highest scoring output came in 2017-18, when he averaged 14.4 points per game on 48.3 percent shooting for Tigers Tubingen in Germany.

UPSHAW

Coaching Experience

Middle Tennessee
Coord. Player Development 2023-Present

Education

Middle Tennessee
B.S. Business Administration 2017

Playing Experience

Middle Tennessee
Forward 2013-17
Tigers Tübingen (Germany)
Forward 2017-18
MoraBanc Andorra (Spain)
Forward 2018-19
UNAHOTELS Reggio Emilia (Italy)
Forward 2019-20
Maccabi Haifa (Israel)
Forward 2019-20
Hapoel Tel Aviv (Israel)
Forward 2020-21
Budivelnik Kyiv (Ukraine)
Forward 2021-22
SYNTAINICS MBC (Germany)
Forward 2021-22
Wellington Saints (New Zealand)
Forward 2021-22
Telenet Giants Antwerp (Belgium)
Forward 2022-23

Personal

Born April 7, 1995
Hometown Chattanooga, Tenn.





**ROBERT
BURLINGHAM**

Director of Operations

Robert Burlingham joined MTSU men's basketball as Director of Basketball Operations in the summer of 2023, reuniting with Nick McDevitt after spending the previous two seasons on the staff at McNeese State University under head coach John Aiken as the Director of Basketball Operations.

During Burlingham's time at McNeese, the Cowboys made school history in back-to-back postseasons with a win in the Southland Conference Tournament in 2021-2022 against Northwestern State and with two wins against Texas A&M Commerce & Nicholls State in 2022-2023. Burlingham oversaw Graduate Assistants/Managers, oversaw all logistics on team travel, oversaw and monitored the team budget, aided with McNeese compliance and student services to oversee all student-athlete academic progress, and was the Camp Director for the John Aiken Basketball Camp.

Before McNeese, Burlingham was at Central Michigan during the 2019-2020 & 2020-2021 seasons. He worked for 2008 AP Coach of the Year Keno Davis.

Prior to CMU, Burlingham was on the staff at West Virginia Tech following a stint at Carolina Day School for both varsity and junior varsity boys teams. It was at WVU Tech where he was the top assistant and helped guide the Golden Bears to a 30-5 record, River States Conference regular season and conference tournament champions, and advancement to the NAIA National Tournament second round, the furthest any WVU Tech

BURLINGHAM

| Coaching Experience | |
|--|-----------------|
| Carolina Day School Assistant Coach | 2017-18 |
| West Virginia Tech Assistant Coach | 2018-19 |
| Central Michigan Director of Operations | 2019-21 |
| McNeese State Director of Operations | 2021-23 |
| Middle Tennessee Director of Operations | 2023-Present |
| Education | |
| Western Carolina B.S. Business Administration | 2016 |
| Central Michigan M.S. Administration | 2021 |
| Personal | |
| Born | July 17, 1991 |
| Hometown | Asheville, N.C. |

team has advanced. Under Burlingham's development with head coach Bob Williams, the Golden Bears had three All-Conference players named in the River States Conference during the 2018-2019 season.

To kick off his coaching career, Burlingham began as a student manager under McDevitt at UNC Asheville (2013-14) where he was in charge of film and day-to-day functions of the program while also assisting with player workouts, basketball operations and team inventory.

Burlingham then moved on to Western Carolina University where he worked under Ohio Hall of Fame Coach Larry Hunter – and current Blue Raider assistant coach Eric Wilson – as a manager (2014-16).

After the 2016 season, Burlingham returned to McDevitt's staff in Asheville as Assistant Director of Basketball Operations from spring until the end of the summer..

A native of Asheville, North Carolina, he earned his B.S. in Business Administration from Western Carolina in 2016 and his M.S. in Administration from Central Michigan in 2021.

2023-24 BLUE RAIDERS



- SUPPORT STAFF -



BRANDON **BUSKEY**

Strength and Conditioning Coach

Brandon Buskey came to Middle Tennessee in 2022 after two years as an assistant strength coach with Auburn men’s basketball. Prior to his return to Auburn, Buskey spent a year and a half as an assistant strength coach at Alabama State and completed internships at Wake Forest and Auburn.

A 2018 Auburn graduate, Buskey spent eight years as a non-commissioned officer in the United States Army.

Buskey comes to Murfreesboro with his wife, Angelika, and their two daughters, Lakelan and London.

REESE **SHIVERS**

Athletic Trainer

Reese Shivers was named associate athletic trainer at Middle Tennessee in October 2016. His primary responsibility consists of overseeing all athletic training duties for men’s basketball.



Prior to joining the Blue Raiders, Shivers served as an assistant athletic trainer for the men’s basketball and volleyball teams at the University of Tennessee at Martin.

Before UTM, Shivers earned his master’s degree in sports management from the University of Southern Mississippi, where he worked in athletic training with the football, men’s basketball and men’s tennis programs.

Shivers received his bachelor’s degree in kinesiology from Louisiana State University in 2013 while working as a trainer with football, women’s basketball and men’s tennis.

He is a native of Slidell, La., and now resides in Murfreesboro with his wife, Megan, and their son, Parker.





REGGIE **SCURRY**

Graduate Assistant

Reggie Scurry joined the Middle Tennessee staff as a graduate assistant for the 2021-22 season. Scurry returns to the Murphy Center after a playing career that saw him score 540 points in two seasons as a Blue Raider.

Scurry led the 2018-19 Blue Raiders with 95 offensive rebounds and finished with the second-most points (366) and rebounds (193) on the team. After transferring from Missouri State, the Atlanta native started his MT career with back-to-back double-doubles. He started 51 of 52 games played for the Blue Raiders, averaging 10.4 points and 5.6 rebounds per game. His 57.3 career field goal percentage ranks sixth all-time in the Middle Tennessee record book.

The Augusta, Ga., native earned his bachelor's degree from Middle Tennessee in May 2020.



DAKOTA **LEBLANC**

Graduate Assistant

Dakota LeBlanc joined the Blue Raiders as a graduate assistant for the 2022-2023 season. LeBlanc came to MTSU with four years' experience in coaching and developing high school basketball players. As an undergraduate at MTSU, he spent a semester under former WNBA player Bianca Hensley, who coaches the girls' basketball team at his former high school. Last season, he was an assistant coach at Siegel High School in Murfreesboro. He helped the Stars earn runner-up in TSSAA District 7-4A.

LeBlanc earned his Bachelor's in Leisure and Sports Management from Middle Tennessee in May 2022. LeBlanc's family is from Detroit, Mich. He is a Murfreesboro native and graduate of Stewarts Creek High School in Smyrna, Tenn.





- RADIO/TV ROSTER -



Isiah Lightsy



Ty Mosley



Torey Alston



Jestin Porter



Justin Bufford



O'zhell Jackson



Elias King



Tre Green



Chris Loofe



Jalen Jordan



Jacob Johnson



Josh Ogundele



Camryn Weston



Jared Coleman-Jones



Jack Jubenville



Nick McDevitt



Wes Long



Logan Johnson



Eric Wilson



Brett Carey



Robert Burlingham



Reggie Upshaw



Dakota LeBlanc



Reggie Scurry

MIDDLE TENNESSEE MEN'S BASKETBALL

2022-23 REVIEW





- 2022-23 RESULTS -

| Date | Opponent | Result | Site | Attendance |
|----------|---------------------------|---------------|------------------------|------------|
| Nov. 7 | Brescia | W, 79-52 | Murfreesboro, Tenn. | 7,047 |
| Nov. 12 | at Winthrop | L, 68-76 | Rock Hill, S. C. | 1,642 |
| Nov. 15 | * Rice | W, 81-46 | Murfreesboro, Tenn. | 2,802 |
| Nov. 19 | at Missouri State | L, 51-75 | Springfield, Mo. | 3,003 |
| Nov. 25 | ^ vs. Hofstra | W, 64-54 | Laval, Quebec | 1,900 |
| Nov. 26 | ^ vs. Stephen F. Austin | W, 75-63 | Laval, Quebec | 3,800 |
| Nov. 27 | ^ vs. Montana State | W, 72-71 | Laval, Quebec | 3,950 |
| Nov. 30 | at St. Bonaventure | L, 64-71 | St. Bonaventure, N. Y. | 2,512 |
| Dec. 3 | Maryville | W, 69-46 | Murfreesboro, Tenn. | 2,138 |
| Dec. 10 | at Belmont | W, 85-75 (OT) | Nashville, Tenn. | 2,087 |
| Dec. 15 | Chattanooga | L, 73-82 | Murfreesboro, Tenn. | 5,832 |
| Dec. 21 | Murray State | W, 83-67 | Murfreesboro, Tenn. | 2,857 |
| Dec. 29 | * at Charlotte | L, 67-82 | Charlotte, N. C. | 2,480 |
| Dec. 31 | * WKU | W, 65-60 | Murfreesboro, Tenn. | 3,124 |
| Jan. 5 | * at UTSA | L, 72-75 | San Antonio, Texas | 708 |
| Jan. 7 | * North Texas | L, 51-56 | Murfreesboro, Tenn. | 3,148 |
| Jan. 11 | * at Rice | W, 71-68 | Houston, Texas | 2,010 |
| Jan. 16 | * UAB | W, 74-73 (OT) | Murfreesboro, Tenn. | 3,224 |
| Jan. 19 | * Charlotte | W, 62-58 | Murfreesboro, Tenn. | 3,304 |
| Jan. 21 | * at LA Tech | W, 68-51 | Ruston, La. | 2,709 |
| Jan. 26 | * at #21 Florida Atlantic | L, 67-85 | Boca Raton, Fla. | 3,082 |
| Jan. 28 | * at FIU | L, 74-82 | Miami, Fla. | 1,311 |
| Feb. 2 | * UTEP | W, 84-72 | Murfreesboro, Tenn. | 2,806 |
| Feb. 4 | * UTSA | W, 84-60 | Murfreesboro, Tenn. | 3,425 |
| Feb. 9 | * at WKU | L, 89-93 | Bowling Green, Ky. | 4,019 |
| Feb. 11 | * at UAB | L, 69-92 | Birmingham, Ala. | 4,957 |
| Feb. 16 | * #25 Florida Atlantic | W, 74-70 | Murfreesboro, Tenn. | 3,402 |
| Feb. 18 | * FIU | W, 69-58 | Murfreesboro, Tenn. | 3,911 |
| Feb. 25 | * LA Tech | W, 63-49 | Murfreesboro, Tenn. | 4,179 |
| March 2 | * at North Texas | L, 50-64 | Denton, Texas | 4,076 |
| March 4 | * at UTEP | L, 65-77 | El Paso, Texas | 4,044 |
| March 9 | \$ vs. Charlotte | W, 66-65 | Frisco, Texas | 1,773 |
| March 10 | \$ vs. Florida Atlantic | L, 65-68 | Frisco, Texas | -- |

^ - Northern Classic

* - Conference USA game

\$ - Conference USA Tournament

2022-23 Attendance

Home - 51,199 in 14 games - 3,657 avg.

Road - 39,217 in 14 games - 2,801 avg.

Neutral - 7,873 in 5 games - 1,575 avg.

Total - 98,289 in 33 games - 2,978 avg.



- 2022-23 STATISTICS -

Overall: 19-14

| ## | Player | gp-gs | min-avg | fg-fga | fg% | 3fg-fga | 3fg% | ft-fa | ft% | off-def-tot | avg | pf-dq | a | to | blk | stl | pts-avg | |
|-----------|---------------------|-------|-------------|----------|------|---------|------|---------|-------|--------------|----------|--------|-----|-----|-----|-----|-----------|--|
| 5 | Eli Lawrence | 32-31 | 965:53-30.2 | 133-316 | .421 | 53-156 | .340 | 71-87 | .816 | 32-99-131 | 4.1 | 85-2 | 44 | 51 | 10 | 36 | 390-12.2 | |
| 24 | Camryn Weston | 33-28 | 919:27-27.9 | 122-271 | .450 | 22-76 | .289 | 85-110 | .773 | 44-107-151 | 4.6 | 79-3 | 91 | 86 | 4 | 41 | 351-10.6 | |
| 2 | DeAndre Dishman | 33-33 | 893:32-27.1 | 139-276 | .504 | 1-2 | .500 | 67-117 | .573 | 81-108-189 | 5.7 | 62-0 | 69 | 68 | 19 | 37 | 346-10.5 | |
| 10 | Elias King | 33-4 | 730:07-22.1 | 111-247 | .449 | 56-137 | .409 | 29-39 | .744 | 32-100-132 | 4.0 | 36-0 | 16 | 25 | 20 | 19 | 307-9.3 | |
| 12 | Teafale Lenard | 33-28 | 922:28-28.0 | 113-230 | .491 | 19-82 | .232 | 30-55 | .545 | 44-89-133 | 4.0 | 97-3 | 56 | 61 | 61 | 53 | 275-8.3 | |
| 3 | Justin Porter | 33-5 | 508:35-15.4 | 71-168 | .423 | 21-64 | .328 | 32-43 | .744 | 13-34-47 | 1.4 | 43-0 | 23 | 42 | 4 | 9 | 195-5.9 | |
| 4 | Justin Bufford | 29-24 | 648:26-22.4 | 49-117 | .419 | 26-65 | .400 | 23-33 | .697 | 19-47-66 | 2.3 | 39-0 | 16 | 17 | 28 | 29 | 147-5.1 | |
| 1 | Tyler Millin | 30-12 | 457:00-15.2 | 47-117 | .402 | 16-58 | .276 | 10-24 | .417 | 20-38-58 | 1.9 | 47-0 | 13 | 22 | 5 | 14 | 120-4.0 | |
| 31 | Jared Coleman-Jones | 31-0 | 356:30-11.5 | 51-97 | .526 | 2-4 | .500 | 12-18 | .667 | 25-52-77 | 2.5 | 54-2 | 13 | 33 | 7 | 7 | 116-3.7 | |
| 13 | TreVon Smith | 20-0 | 119:43-6.0 | 10-23 | .435 | 6-15 | .400 | 6-6 | 1.000 | 3-9-12 | 0.6 | 15-0 | 6 | 10 | 0 | 3 | 32-1.6 | |
| 15 | Christian Fussell | 14-0 | 83:16-5.9 | 8-17 | .471 | 4-8 | .500 | 2-4 | .500 | 2-4-6 | 0.4 | 19-0 | 7 | 6 | 1 | 1 | 22-1.6 | |
| 0 | Isiah Lightsey | 5-0 | 06:10-1.2 | 2-4 | .500 | 2-4 | .500 | 0-0 | .000 | 0-1-1 | 0.2 | 1-0 | 0 | 0 | 0 | 0 | 6-1.2 | |
| 11 | Tre Green | 8-0 | 30:44-3.8 | 1-5 | .200 | 0-3 | .000 | 4-5 | .800 | 3-3-6 | 0.8 | 0-0 | 1 | 1 | 0 | 0 | 6-0.8 | |
| 55 | Jack Jubenville | 5-0 | 08:08-1.6 | 0-4 | .000 | 0-0 | .000 | 0-2 | .000 | 0-1-1 | 0.2 | 2-0 | 2 | 1 | 0 | 0 | 0-0.0 | |
| Team | | | | | | | | | | | 48-51-99 | | 16 | | | | | |
| Total | | 33 | 6650 | 857-1892 | .453 | 228-674 | .338 | 371-543 | .683 | 366-743-1109 | 33.6 | 579-10 | 357 | 439 | 159 | 249 | 2313-70.1 | |
| Opponents | | 33 | 6650 | 789-1762 | .448 | 213-600 | .355 | 445-588 | .757 | 303-744-1047 | 31.7 | 509-5 | 360 | 492 | 98 | 225 | 2236-67.8 | |

Conference USA: 11-9

| ## | Player | gp-gs | min-avg | fg-fga | fg% | 3fg-fga | 3fg% | ft-fa | ft% | off-def-tot | avg | pf-dq | a | to | blk | stl | pts-avg | |
|-----------|---------------------|-------|-------------|----------|-------|---------|-------|---------|-------|-------------|----------|-------|-----|-----|-----|-----|-----------|--|
| 5 | Eli Lawrence | 20-20 | 607:15-30.4 | 86-203 | .424 | 39-101 | .386 | 51-59 | .864 | 20-69-89 | 4.5 | 48-1 | 34 | 31 | 7 | 27 | 262-13.1 | |
| 24 | Camryn Weston | 20-16 | 545:17-27.3 | 77-168 | .458 | 15-45 | .333 | 49-65 | .754 | 27-59-86 | 4.3 | 49-1 | 55 | 56 | 2 | 21 | 218-10.9 | |
| 10 | Elias King | 20-2 | 409:41-20.5 | 63-138 | .457 | 33-80 | .413 | 18-23 | .783 | 15-57-72 | 3.6 | 21-0 | 11 | 13 | 12 | 5 | 177-8.9 | |
| 12 | Teafale Lenard | 20-15 | 558:51-27.9 | 70-145 | .483 | 14-52 | .269 | 18-33 | .545 | 24-53-77 | 3.9 | 57-1 | 32 | 39 | 35 | 35 | 172-8.6 | |
| 2 | DeAndre Dishman | 20-20 | 514:06-25.7 | 64-138 | .464 | 1-2 | .500 | 43-67 | .642 | 43-61-104 | 5.2 | 36-0 | 38 | 42 | 9 | 19 | 172-8.6 | |
| 4 | Justin Bufford | 19-18 | 454:03-23.9 | 34-83 | .410 | 18-45 | .400 | 11-16 | .688 | 14-31-45 | 2.4 | 32-0 | 11 | 9 | 20 | 21 | 97-5.1 | |
| 3 | Justin Porter | 20-4 | 308:23-15.4 | 39-93 | .419 | 14-37 | .378 | 8-14 | .571 | 10-19-29 | 1.5 | 25-0 | 13 | 23 | 4 | 5 | 100-5.0 | |
| 31 | Jared Coleman-Jones | 20-0 | 262:28-13.1 | 41-81 | .506 | 2-4 | .500 | 6-11 | .545 | 20-41-61 | 3.1 | 35-1 | 11 | 20 | 5 | 6 | 90-4.5 | |
| 1 | Tyler Millin | 17-5 | 228:51-13.5 | 27-57 | .474 | 10-30 | .333 | 5-13 | .385 | 10-23-33 | 1.9 | 26-0 | 9 | 16 | 1 | 7 | 69-4.1 | |
| 15 | Christian Fussell | 4-0 | 29:51-7.5 | 5-11 | .455 | 2-5 | .400 | 0-2 | .000 | 0-1-1 | 0.3 | 3-0 | 6 | 2 | 0 | 0 | 12-3.0 | |
| 13 | TreVon Smith | 14-0 | 80:31-5.8 | 8-16 | .500 | 5-11 | .455 | 6-6 | 1.000 | 2-6-8 | 0.6 | 13-0 | 4 | 5 | 0 | 1 | 27-1.9 | |
| 0 | Isiah Lightsey | 3-0 | 04:01-1.3 | 1-1 | 1.000 | 1-1 | 1.000 | 0-0 | .000 | 0-0-0 | 0.0 | 1-0 | 0 | 0 | 0 | 0 | 3-1.0 | |
| 11 | Tre Green | 4-0 | 16:34-4.1 | 0-1 | .000 | 0-1 | .000 | 0-0 | .000 | 0-2-2 | 0.5 | 0-0 | 0 | 0 | 0 | 0 | 0-0.0 | |
| 55 | Jack Jubenville | 3-0 | 05:07-1.7 | 0-3 | .000 | 0-1 | .000 | 0-2 | .000 | 0-0-0 | 0.0 | 1-0 | 1 | 1 | 0 | 0 | 0-0.0 | |
| Team | | | | | | | | | | | 26-32-58 | | 10 | | | | | |
| Total | | 20 | 4025 | 515-1138 | .453 | 154-414 | .372 | 215-311 | .691 | 211-454-665 | 33.3 | 347-4 | 225 | 267 | 95 | 147 | 1399-70.0 | |
| Opponents | | 20 | 4025 | 490-1098 | .446 | 121-354 | .342 | 270-358 | .754 | 205-462-667 | 33.4 | 303-3 | 205 | 279 | 63 | 135 | 1371-68.6 | |

Postseason: 1-1

| ## | Player | gp-gs | min-avg | fg-fga | fg% | 3fg-fga | 3fg% | ft-fa | ft% | off-def-tot | avg | pf-dq | a | to | blk | stl | pts-avg | |
|-----------|---------------------|-------|------------|--------|------|---------|------|-------|-------|-------------|-------|-------|----|----|-----|-----|----------|--|
| 24 | Camryn Weston | 2-2 | 59:17-29.6 | 9-24 | .375 | 3-10 | .300 | 7-7 | 1.000 | 3-4-7 | 3.5 | 6-0 | 7 | 1 | 0 | 2 | 28-14.0 | |
| 2 | DeAndre Dishman | 2-2 | 59:21-29.7 | 12-28 | .429 | 0-0 | .000 | 3-4 | .750 | 8-12-20 | 10.0 | 4-0 | 2 | 4 | 1 | 1 | 27-13.5 | |
| 10 | Elias King | 2-2 | 63:48-31.9 | 8-18 | .444 | 5-10 | .500 | 0-0 | .000 | 2-8-10 | 5.0 | 1-0 | 0 | 2 | 0 | 0 | 21-10.5 | |
| 4 | Justin Bufford | 2-2 | 72:51-36.4 | 5-12 | .417 | 4-8 | .500 | 6-8 | .750 | 2-4-6 | 3.0 | 1-0 | 1 | 2 | 4 | 1 | 20-10.0 | |
| 5 | Eli Lawrence | 1-0 | 30:57-31.0 | 4-9 | .444 | 0-4 | .000 | 0-0 | .000 | 0-3-3 | 3.0 | 4-0 | 0 | 1 | 0 | 1 | 8-8.0 | |
| 12 | Teafale Lenard | 2-2 | 39:27-19.7 | 3-8 | .375 | 0-2 | .000 | 3-5 | .600 | 2-3-5 | 2.5 | 8-0 | 1 | 1 | 1 | 2 | 9-4.5 | |
| 31 | Jared Coleman-Jones | 2-0 | 20:39-10.3 | 3-5 | .600 | 0-0 | .000 | 2-2 | 1.000 | 1-1-2 | 1.0 | 3-0 | 0 | 1 | 0 | 1 | 8-4.0 | |
| 3 | Justin Porter | 2-0 | 21:13-10.6 | 3-7 | .429 | 0-2 | .000 | 0-0 | .000 | 0-2-2 | 1.0 | 2-0 | 0 | 1 | 0 | 0 | 6-3.0 | |
| 1 | Tyler Millin | 2-0 | 28:29-14.2 | 2-5 | .400 | 0-2 | .000 | 0-0 | .000 | 0-2-2 | 1.0 | 1-0 | 1 | 1 | 0 | 1 | 4-2.0 | |
| 13 | TreVon Smith | 1-0 | 03:58-4.0 | 0-0 | .000 | 0-0 | .000 | 0-0 | .000 | 0-0-0 | 0.0 | 0-0 | 0 | 0 | 0 | 0 | 0-0.0 | |
| Team | | | | | | | | | | | 5-2-7 | | 1 | | | | | |
| Total | | 2 | 400 | 49-116 | .422 | 12-38 | .316 | 21-26 | .808 | 23-41-64 | 32.0 | 30-0 | 12 | 15 | 6 | 9 | 131-65.5 | |
| Opponents | | 2 | 400 | 49-96 | .510 | 13-33 | .394 | 22-30 | .733 | 11-46-57 | 28.5 | 27-0 | 20 | 22 | 6 | 9 | 133-66.5 | |





- 2022-23 GAME-BY-GAME -

| | FG-A | Pct. | 3FG-A | Pct. | FT-A | Pct. | O/D/T | PF | A | TO | B | S | 1 | 2/OT | TP |
|-------------------------|-------|------|-------|------|-------|-------|----------|----|----|----|----|----|----|------|----|
| Middle Tennessee | 32-62 | .516 | 5-18 | .278 | 10-15 | .667 | 19-27-46 | 14 | 13 | 17 | 3 | 7 | 36 | 43 | 79 |
| Brescia | 20-59 | .339 | 3-17 | .176 | 9-12 | .750 | 14-13-27 | 17 | 8 | 17 | 1 | 9 | 19 | 33 | 52 |
| Middle Tennessee | 24-64 | .375 | 5-27 | .185 | 15-29 | .517 | 16-25-41 | 27 | 8 | 15 | 9 | 9 | 28 | 40 | 68 |
| Winthrop | 21-46 | .457 | 7-17 | .412 | 27-31 | .871 | 2-32-34 | 22 | 9 | 18 | 3 | 9 | 41 | 35 | 76 |
| Middle Tennessee | 29-56 | .518 | 13-26 | .500 | 10-18 | .556 | 9-26-35 | 20 | 20 | 10 | 2 | 10 | 44 | 37 | 81 |
| Rice | 17-43 | .395 | 2-14 | .143 | 10-16 | .625 | 3-22-25 | 18 | 9 | 18 | 1 | 3 | 18 | 28 | 46 |
| Middle Tennessee | 16-47 | .340 | 3-19 | .158 | 16-21 | .762 | 10-20-30 | 12 | 4 | 16 | 3 | 3 | 22 | 29 | 51 |
| at Missouri State | 28-56 | .500 | 12-27 | .444 | 7-7 | 1.000 | 7-22-29 | 18 | 20 | 12 | 0 | 9 | 41 | 34 | 75 |
| Middle Tennessee | 26-64 | .406 | 6-19 | .315 | 6-7 | .857 | 14-24-38 | 16 | 13 | 11 | 4 | 7 | 40 | 24 | 64 |
| vs. Hofstra | 20-52 | .385 | 4-19 | .211 | 10-12 | .8333 | 6-23-29 | 9 | 11 | 14 | 9 | 5 | 26 | 28 | 54 |
| Middle Tennessee | 23-44 | .523 | 7-17 | .412 | 22-29 | .759 | 7-26-33 | 17 | 15 | 22 | 8 | 10 | 33 | 42 | 75 |
| vs. Stephen F. Austin | 23-61 | .377 | 6-16 | .375 | 11-14 | .786 | 13-17-30 | 22 | 10 | 20 | 2 | 12 | 26 | 37 | 63 |
| Middle Tennessee | 24-49 | .490 | 5-16 | .313 | 19-24 | .792 | 6-14-20 | 22 | 7 | 17 | 3 | 13 | 33 | 39 | 72 |
| vs. Montana State | 26-46 | .565 | 5-14 | .357 | 14-16 | .875 | 5-18-23 | 22 | 18 | 23 | 1 | 8 | 32 | 39 | 71 |
| Middle Tennessee | 27-58 | .466 | 2-18 | .111 | 8-18 | .444 | 14-17-31 | 22 | 9 | 12 | 4 | 8 | 35 | 29 | 64 |
| at St. Bonaventure | 22-45 | .489 | 6-16 | .375 | 21-30 | .700 | 8-22-30 | 18 | 8 | 15 | 4 | 7 | 29 | 42 | 71 |
| Middle Tennessee | 28-62 | .452 | 8-29 | .276 | 5-8 | .625 | 16-29-45 | 10 | 13 | 18 | 4 | 10 | 41 | 28 | 69 |
| Maryville | 18-51 | .353 | 6-21 | .286 | 4-5 | .800 | 5-21-26 | 9 | 8 | 19 | 1 | 13 | 25 | 21 | 46 |
| Middle Tennessee | 32-69 | .464 | 6-15 | .400 | 15-30 | .500 | 17-31-48 | 21 | 12 | 12 | 13 | 12 | 30 | 55 | 85 |
| at Belmont | 23-61 | .377 | 17-33 | .455 | 14-26 | .538 | 12-24-36 | 21 | 17 | 17 | 3 | 4 | 30 | 45 | 75 |
| Middle Tennessee | 29-62 | .468 | 7-22 | .318 | 8-11 | .727 | 6-15-21 | 22 | 13 | 5 | 4 | 7 | 40 | 33 | 73 |
| Chattanooga | 26-46 | .565 | 10-19 | .526 | 20-27 | .741 | 10-27-37 | 10 | 13 | 17 | 5 | 2 | 47 | 35 | 82 |
| Middle Tennessee | 32-57 | .561 | 8-22 | .364 | 11-14 | .786 | 7-20-27 | 19 | 13 | 12 | 3 | 7 | 44 | 39 | 83 |
| Murray State | 23-45 | .511 | 5-14 | .357 | 16-20 | .800 | 5-17-22 | 11 | 13 | 19 | 0 | 3 | 26 | 41 | 67 |
| Middle Tennessee | 25-58 | .431 | 6-23 | .261 | 11-11 | 1.000 | 10-16-26 | 19 | 8 | 11 | 4 | 5 | 32 | 35 | 67 |
| at Charlotte | 28-47 | .596 | 6-10 | .600 | 20-25 | .800 | 7-19-26 | 11 | 7 | 11 | 3 | 5 | 33 | 49 | 82 |
| Middle Tennessee | 24-65 | .369 | 8-22 | .364 | 9-13 | .692 | 14-33-47 | 13 | 15 | 10 | 3 | 6 | 19 | 46 | 65 |
| WKU | 24-59 | .407 | 8-23 | .348 | 4-10 | .400 | 6-30-36 | 14 | 11 | 9 | 5 | 6 | 27 | 33 | 60 |
| Middle Tennessee | 27-52 | .519 | 9-17 | .529 | 9-16 | .563 | 10-20-30 | 21 | 11 | 14 | 6 | 3 | 28 | 44 | 72 |
| at UTSA | 25-55 | .455 | 5-16 | .313 | 20-27 | .741 | 12-19-31 | 19 | 8 | 8 | 2 | 6 | 34 | 41 | 75 |
| Middle Tennessee | 18-42 | .429 | 4-13 | .308 | 11-13 | .846 | 4-18-22 | 20 | 7 | 16 | 1 | 6 | 37 | 14 | 51 |
| North Texas | 19-42 | .451 | 5-19 | .263 | 13-15 | .867 | 7-21-28 | 14 | 8 | 17 | 4 | 5 | 31 | 25 | 56 |
| Middle Tennessee | 28-56 | .500 | 8-22 | .364 | 7-13 | .538 | 9-24-33 | 16 | 7 | 11 | 11 | 10 | 22 | 49 | 71 |
| at Rice | 28-59 | .475 | 4-13 | .308 | 8-13 | .615 | 12-22-34 | 15 | 13 | 14 | 4 | 6 | 36 | 32 | 68 |
| Middle Tennessee | 26-60 | .433 | 6-19 | .316 | 16-21 | .762 | 9-32-41 | 19 | 16 | 16 | 12 | 6 | 31 | 43 | 74 |
| UAB | 25-79 | .316 | 5-14 | .357 | 18-25 | .720 | 27-27-54 | 20 | 11 | 12 | 4 | 9 | 31 | 42 | 73 |
| Middle Tennessee | 22-52 | .423 | 4-15 | .267 | 14-19 | .737 | 11-16-27 | 14 | 8 | 17 | 4 | 12 | 26 | 36 | 62 |
| Charlotte | 20-40 | .500 | 6-17 | .353 | 12-15 | .800 | 4-22-26 | 15 | 9 | 21 | 2 | 9 | 27 | 31 | 58 |
| Middle Tennessee | 25-48 | .521 | 11-23 | .478 | 7-8 | .875 | 3-24-27 | 19 | 16 | 14 | 4 | 11 | 43 | 27 | 68 |
| at LA Tech | 19-49 | .388 | 3-21 | .143 | 10-13 | .769 | 7-21-28 | 10 | 3 | 15 | 0 | 2 | 24 | 27 | 51 |
| Middle Tennessee | 27-62 | .435 | 11-26 | .423 | 2-4 | .500 | 10-23-33 | 17 | 10 | 15 | 2 | 1 | 30 | 37 | 67 |
| at #21 Florida Atlantic | 31-58 | .534 | 8-23 | .348 | 15-20 | .750 | 7-27-34 | 9 | 13 | 7 | 5 | 12 | 38 | 47 | 85 |
| Middle Tennessee | 26-54 | .481 | 8-24 | .333 | 14-21 | .667 | 8-21-29 | 20 | 11 | 16 | 2 | 13 | 39 | 35 | 74 |
| at FIU | 28-57 | .491 | 12-23 | .522 | 14-17 | .824 | 11-26-37 | 18 | 13 | 19 | 2 | 10 | 44 | 38 | 82 |
| Middle Tennessee | 34-57 | .596 | 6-16 | .375 | 10-15 | .667 | 9-21-30 | 22 | 11 | 14 | 3 | 6 | 38 | 46 | 84 |
| UTEP | 27-57 | .474 | 1-9 | .111 | 17-23 | .739 | 11-17-28 | 14 | 7 | 14 | 1 | 7 | 31 | 41 | 72 |
| Middle Tennessee | 32-72 | .444 | 9-26 | .346 | 11-17 | .647 | 20-24-44 | 18 | 10 | 12 | 7 | 9 | 35 | 49 | 84 |
| UTSA | 22-55 | .400 | 4-19 | .211 | 12-18 | .667 | 12-22-34 | 18 | 5 | 20 | 2 | 4 | 29 | 31 | 60 |
| Middle Tennessee | 34-63 | .540 | 12-22 | .545 | 9-14 | .643 | 13-17-30 | 21 | 18 | 14 | 2 | 8 | 39 | 50 | 89 |
| at WKU | 30-55 | .545 | 6-17 | .353 | 27-29 | .931 | 9-19-28 | 11 | 14 | 12 | 6 | 7 | 49 | 44 | 93 |
| Middle Tennessee | 23-55 | .418 | 7-19 | .368 | 16-21 | .762 | 9-17-26 | 16 | 11 | 12 | 6 | 5 | 22 | 47 | 69 |
| at UAB | 32-63 | .508 | 13-25 | .520 | 15-21 | .714 | 17-26-43 | 18 | 21 | 9 | 6 | 9 | 47 | 45 | 92 |
| Middle Tennessee | 29-64 | .453 | 5-15 | .333 | 11-17 | .647 | 11-29-40 | 10 | 7 | 9 | 5 | 10 | 31 | 43 | 74 |
| #25 Florida Atlantic | 29-59 | .492 | 11-24 | .458 | 1-7 | .143 | 5-27-32 | 13 | 13 | 15 | 3 | 5 | 32 | 38 | 70 |
| Middle Tennessee | 22-61 | .361 | 4-17 | .235 | 21-26 | .808 | 19-24-43 | 10 | 10 | 11 | 7 | 9 | 27 | 42 | 69 |
| FIU | 22-57 | .386 | 8-21 | .381 | 6-6 | 1.000 | 11-24-35 | 21 | 9 | 17 | 3 | 7 | 41 | 17 | 58 |
| Middle Tennessee | 21-52 | .404 | 9-28 | .321 | 12-18 | .667 | 9-32-41 | 12 | 13 | 11 | 8 | 3 | 38 | 25 | 63 |
| LA Tech | 19-69 | .275 | 3-18 | .167 | 8-10 | .800 | 18-24-42 | 12 | 6 | 8 | 3 | 6 | 18 | 31 | 49 |
| Middle Tennessee | 19-53 | .358 | 7-19 | .368 | 5-7 | .714 | 10-18-28 | 22 | 7 | 15 | 1 | 4 | 30 | 20 | 50 |
| at North Texas | 18-43 | .419 | 3-13 | .231 | 25-30 | .833 | 10-24-34 | 15 | 10 | 14 | 6 | 6 | 33 | 31 | 64 |
| Middle Tennessee | 24-56 | .429 | 7-22 | .318 | 10-19 | .526 | 14-19-33 | 18 | 9 | 19 | 5 | 10 | 32 | 33 | 65 |
| at UTEP | 27-52 | .519 | 8-15 | .533 | 15-18 | .833 | 9-23-32 | 17 | 15 | 19 | 1 | 11 | 39 | 38 | 77 |
| Middle Tennessee | 25-53 | .472 | 7-16 | .438 | 9-12 | .750 | 8-20-28 | 12 | 5 | 7 | 5 | 8 | 26 | 40 | 66 |
| vs. Charlotte | 28-50 | .560 | 7-16 | .438 | 2-4 | .500 | 4-20-24 | 10 | 11 | 11 | 5 | 4 | 28 | 37 | 65 |
| Middle Tennessee | 24-63 | .381 | 5-22 | .227 | 12-14 | .857 | 15-21-36 | 18 | 7 | 8 | 1 | 1 | 25 | 40 | 65 |
| vs. Florida Atlantic | 21-46 | .457 | 6-17 | .353 | 20-26 | .769 | 7-26-33 | 17 | 9 | 11 | 1 | 5 | 37 | 31 | 68 |

2021-22 REVIEW

- 2022-23 MISCELLANEOUS -

MISCELLANEOUS STATS

RAIDER RECORDS

| 10+ Points | 2022-23 | Career |
|---------------------|----------------|---------------|
| Eli Lawrence | 22 | 52 |
| Camryn Weston | 20 | 32 |
| DeAndre Dishman | 17 | 72 |
| Elias King | 17 | 20 |
| Teafale Lenard, Jr. | 11 | 17 |
| Jestin Porter | 8 | 8 |
| Justin Bufford | 5 | 7 |
| Tyler Millin | 4 | 12 |
| TreVon Smith | 1 | 1 |
| Jalen Jordan | 0 | 53 |
| Jared Coleman-Jones | 0 | 2 |
| Christian Fussell | 0 | 2 |

| 20+ Points | 2022-23 | Career |
|---------------------|----------------|---------------|
| Eli Lawrence | 4 | 6 |
| Elias King | 1 | 1 |
| Teafale Lenard, Jr. | 1 | 1 |
| Camryn Weston | 1 | 1 |
| DeAndre Dishman | 0 | 2 |
| Jalen Jordan | 0 | 14 |

| 30+ Points | 2022-23 | Career |
|-------------------|----------------|---------------|
| -- | | |

| 10+ Rebounds | 2022-23 | Career |
|---------------------|----------------|---------------|
| DeAndre Dishman | 4 | 8 |
| Elias King | 2 | 2 |
| Eli Lawrence | 1 | 3 |
| Jared Coleman-Jones | 1 | 1 |
| Camryn Weston | 0 | 1 |

| Double-Doubles | 2022-23 | Career |
|-----------------------|----------------|---------------|
| DeAndre Dishman | 4 | 7 |
| Elias King | 2 | 2 |
| Camryn Weston | 1 | 2 |
| Eli Lawrence | 1 | 2 |

| Statsheet Stuffer | 2022-23 | Career |
|--------------------------|----------------|---------------|
| Teafale Lenard, Jr. | 3 | 3 |
| Camryn Weston | 2 | 4 |
| Eli Lawrence | 1 | 1 |
| DeAndre Dishman | 1 | 1 |

► at least five in three categories

| Dunks | 2022-23 | Career |
|---------------------|----------------|---------------|
| Teafale Lenard | 50 | 100 |
| DeAndre Dishman | 19 | 32 |
| Eli Lawrence | 18 | 52 |
| Elias King | 11 | 12 |
| Jared Coleman-Jones | 8 | 11 |
| Tyler Millin | 7 | 20 |
| Camryn Weston | 6 | 14 |
| Justin Bufford | 3 | 7 |
| Jestin Porter | 1 | 1 |
| Christian Fussell | 0 | 3 |
| Jalen Jordan | 0 | 3 |

| | |
|------------------|-------|
| Overall record | 19-14 |
| At home | 12-2 |
| On road | 3-11 |
| Neutral site | 4-1 |
| vs. Ranked Teams | 1-1 |

| | |
|--------------------------|------|
| Black Uniforms | 1-1 |
| Blue Uniforms | 5-11 |
| Gray Uniforms | 2-0 |
| Throwback White Uniforms | 0-1 |
| Primary White Uniforms | 11-1 |

| | |
|-------------------------|-------|
| vs. Conference USA | 12-10 |
| vs. Conference USA Home | 9-1 |
| vs. Conference USA Away | 2-8 |
| vs. Nonconference | 7-4 |
| vs. A10 | 0-1 |
| vs. Big Sky | 1-0 |
| vs. Big South | 0-1 |
| vs. Colonial | 1-0 |
| vs. Missouri Valley | 2-1 |
| vs. Southern | 0-1 |
| vs. WAC | 1-0 |
| vs. Non D-I | 2-0 |

| | |
|---------------------------|------|
| When leading at halftime | 11-2 |
| When tied at halftime | 2-0 |
| When trailing at halftime | 6-12 |

| | |
|--------------------------------------|------|
| Leading with 5:00 left (regulation) | 16-1 |
| Tied with 5:00 left (regulation) | 2-0 |
| Trailing with 5:00 left (regulation) | 1-13 |

| | |
|-------------------|-----|
| In overtime games | 2-0 |
|-------------------|-----|

| | |
|--------------------------------------|-------|
| When MTSU wins the tip-off | 9-4 |
| When opponent wins the tip-off | 10-10 |
| When MTSU scores first | 12-6 |
| When opponent scores first | 7-7 |
| In games decided by 3 points or less | 4-2 |
| In games decided by 4-10 points | 5-6 |

| | |
|--------------------------------|-------|
| When MTSU shoots 50% or better | 7-2 |
| When MTSU shoots 40-49% | 10-10 |
| When MTSU shoots 30-39% | 2-4 |
| When MTSU shoots less than 30% | 0-0 |

| | |
|----------------------------------|-----|
| When scoring 90 or more points | 0-0 |
| When scoring 80-89 points | 5-1 |
| When scoring 70-79 points | 6-3 |
| When scoring 60-69 points | 8-7 |
| When scoring 50-59 points | 0-3 |
| When scoring less than 50 points | 0-0 |

| | |
|---------------------------------|------|
| When MTSU outrebounds opponents | 14-6 |
| When MTSU is outrebounded | 5-7 |
| When rebounds are even | 0-1 |

| | |
|--------------|-----|
| On Monday | 2-0 |
| On Tuesday | 1-0 |
| On Wednesday | 2-1 |
| On Thursday | 4-6 |
| On Friday | 1-1 |
| On Saturday | 8-6 |
| On Sunday | 1-0 |

| | |
|-------------|-----|
| In November | 5-3 |
| In December | 4-2 |
| In January | 4-4 |
| In February | 5-2 |
| In March | 1-3 |



- 2022-23 BOX SCORES -



Official Basketball Box Score - Final
Montana St. at Helena
11/20/22 Mont. Stat. League
2022-23 Men's Basketball

Game Time: 7:00 PM
Game Duration: 1:30
Officials: Tommy Denton, Neil Madsen, John Cato

Montana State - 64 **Record: 3-2**

| NO. Name | Min | FG | 3P | FT | Rebounds | Fouls | TP | AS | TS | ST | BKs | PF | Shooting % |
|------------------------|---------|-------|------|----------|----------|-------|----|----|----|-----|-----|------------|------------|
| Min | FG | 3P | FT | Rebounds | Fouls | TP | AS | TS | ST | BKs | PF | Shooting % | |
| 1 Tyler Millin | P:25:18 | 1/6 | 0/0 | 1/2 | 0 | 1 | 2 | 0 | 1 | 0 | 1 | 2 | 16.7% |
| 2 Da'Quanne Dohman | F:31:02 | 9/14 | 0/0 | 1/2 | 3 | 4 | 2 | 19 | 9 | 1 | 1 | 2 | 64.3% |
| 5 Eli Lawrence | G:26:41 | 2/7 | 1/2 | 1/1 | 4 | 5 | 3 | 8 | 2 | 0 | 0 | 2 | 28.6% |
| 12 Traquan Leonard | G:30:18 | 4/10 | 0/0 | 0/0 | 3 | 5 | 1 | 8 | 2 | 2 | 1 | 1 | 40.0% |
| 24 Canyon Weston | G:20:31 | 3/8 | 0/0 | 0/0 | 4 | 4 | 2 | 7 | 1 | 2 | 2 | 0 | 37.5% |
| 10 Elias King | P:27:25 | 5/13 | 4/6 | 0/0 | 2 | 10 | 1 | 14 | 10 | 0 | 2 | 1 | 38.5% |
| 4 Justin Buford | G:20:31 | 1/3 | 0/0 | 0/0 | 1 | 2 | 1 | 1 | 2 | 2 | 0 | 0 | 33.3% |
| 16 AJ Castine | 10:24 | 0/1 | 0/0 | 0/0 | 0 | 0 | 0 | 0 | 0 | 0 | 0 | 0 | 0.0% |
| 15 Christian Fussell | 01:52 | 1/1 | 0/0 | 0/0 | 1 | 1 | 2 | 0 | 0 | 0 | 0 | 0 | 100.0% |
| 31 Jared Coleman-Jones | 07:50 | 0/0 | 0/0 | 0/0 | 1 | 1 | 0 | 1 | 0 | 0 | 0 | 0 | 0.0% |
| Team | | 4 | 1 | 5 | 0 | 0 | 0 | 12 | 2 | 2 | 0 | 0 | |
| Totals | 26:46 | 31/65 | 6/21 | 1/4 | 28 | 38 | 3 | 64 | 13 | 2 | 2 | 4 | 50.0% |

Technical Fouls: Lanesworth 2/15:37



Official Basketball Box Score - Final
SFA at Middle Tenn.
11/20/22 Mont. Stat. League
2022-23 Men's Basketball

Game Time: 6:00 PM
Game Duration: 2:00
Officials: Mike McKinney, Jeff Van Doren, Peter

SFA - 63 **Record: 3-3**

| NO. Name | Min | FG | 3P | FT | Rebounds | Fouls | TP | AS | TS | ST | BKs | PF | Shooting % |
|-----------------------|---------|------|------|----------|----------|-------|----|----|----|-----|-----|------------|------------|
| Min | FG | 3P | FT | Rebounds | Fouls | TP | AS | TS | ST | BKs | PF | Shooting % | |
| 22 Nave Anwar-Blossaw | F:20:51 | 3/11 | 0/1 | 3/4 | 4 | 4 | 1 | 7 | 0 | 2 | 1 | 2 | 27.3% |
| 0 Nigel Hawkins | G:20:04 | 7/18 | 1/6 | 0/0 | 1 | 3 | 4 | 7 | 18 | 0 | 4 | 0 | 39.1% |
| 3 Raul Ware | G:10:17 | 3/4 | 2/2 | 0/0 | 1 | 1 | 1 | 0 | 2 | 1 | 2 | 0 | 75.0% |
| 3 Sakshitha Hall | G:15:28 | 1/2 | 0/0 | 0/0 | 1 | 2 | 3 | 4 | 0 | 0 | 0 | 0 | 50.0% |
| 24 Canyon Weston | G:10:07 | 3/4 | 0/0 | 0/0 | 1 | 1 | 1 | 0 | 2 | 1 | 2 | 0 | 75.0% |
| 15 Robbie Ambruster | P:18:59 | 0/4 | 0/0 | 1/2 | 5 | 6 | 2 | 2 | 4 | 0 | 0 | 1 | 0.0% |
| 10 Kyle Mackinnon | P:18:59 | 0/4 | 0/0 | 1/2 | 5 | 6 | 2 | 2 | 4 | 0 | 0 | 1 | 0.0% |
| 13 AJ Castine | 24:26 | 2/6 | 0/2 | 2/3 | 1 | 3 | 4 | 5 | 2 | 1 | 0 | 1 | 33.3% |
| 16 Derrick Tezoro | T:17:59 | 1/3 | 1/1 | 0/0 | 1 | 1 | 2 | 0 | 3 | 0 | 2 | 0 | 33.3% |
| Team | | 0 | 0 | 0 | 0 | 0 | 0 | 0 | 0 | 0 | 0 | 0 | |
| Totals | 23:41 | 6/19 | 1/11 | 13/17 | 30 | 32 | 17 | 20 | 12 | 2 | 2 | 8 | 31.7% |

Technical Fouls: NONE

Montana - 62 **Record: 4-2**

| NO. Name | Min | FG | 3P | FT | Rebounds | Fouls | TP | AS | TS | ST | BKs | PF | Shooting % |
|-----------------------------|---------|-------|-------|----------|----------|-------|----|----|----|-----|-----|------------|------------|
| Min | FG | 3P | FT | Rebounds | Fouls | TP | AS | TS | ST | BKs | PF | Shooting % | |
| 32 Nelson Stachurski-Yalton | F:24:22 | 1/3 | 0/0 | 0/0 | 3 | 3 | 0 | 2 | 0 | 0 | 0 | 3 | 33.3% |
| 1 Aaron Estrada | G:40:05 | 5/15 | 0/4 | 5/5 | 1 | 4 | 5 | 2 | 15 | 2 | 0 | 0 | 33.3% |
| 11 Jaquan Cartas | G:18:50 | 0/2 | 0/0 | 0/0 | 1 | 0 | 1 | 2 | 0 | 0 | 0 | 0 | 0.0% |
| 20 Tyler Thomas | G:18:27 | 2/6 | 0/2 | 0/0 | 1 | 1 | 1 | 4 | 0 | 0 | 0 | 0 | 33.3% |
| 55 Da'Quanne Dohman | G:12:23 | 1/4 | 0/2 | 1/2 | 1 | 1 | 2 | 1 | 4 | 1 | 0 | 0 | 18.2% |
| 25 Gauran Padilla | G:20:25 | 2/6 | 0/0 | 0/0 | 2 | 2 | 1 | 3 | 0 | 0 | 0 | 0 | 33.3% |
| 0 Warren Williams | 15:33 | 2/3 | 0/0 | 2/3 | 0 | 5 | 3 | 14 | 11 | 2 | 1 | 0 | 66.7% |
| 10 Kyle Mackinnon | 09:26 | 2/4 | 0/0 | 0/0 | 2 | 2 | 1 | 0 | 1 | 0 | 0 | 0 | 50.0% |
| 3 Bryce Washington | 15:03 | 1/2 | 0/0 | 0/0 | 3 | 3 | 1 | 0 | 0 | 0 | 0 | 0 | 50.0% |
| Team | | 0 | 0 | 0 | 0 | 0 | 0 | 0 | 0 | 0 | 0 | 0 | |
| Totals | 20:52 | 41/82 | 10/24 | 6 | 23 | 29 | 12 | 54 | 11 | 2 | 3 | 4 | 50.0% |

Technical Fouls: Perkins 2/15:48

Montana - 75 **Record: 4-2**

| NO. Name | Min | FG | 3P | FT | Rebounds | Fouls | TP | AS | TS | ST | BKs | PF | Shooting % |
|------------------------|---------|-------|-------|----------|----------|-------|----|----|----|-----|-----|------------|------------|
| Min | FG | 3P | FT | Rebounds | Fouls | TP | AS | TS | ST | BKs | PF | Shooting % | |
| 1 Tyler Millin | F:20:01 | 1/3 | 1/2 | 1/2 | 0 | 3 | 3 | 2 | 4 | 0 | 0 | 1 | 16.7% |
| 14 Da'Quanne Dohman | F:20:58 | 5/10 | 0/0 | 2/11 | 2 | 4 | 0 | 3 | 7 | 2 | 5 | 1 | 50.0% |
| 5 Eli Lawrence | G:29:58 | 4/8 | 2/6 | 2/2 | 1 | 4 | 5 | 3 | 11 | 1 | 2 | 0 | 50.0% |
| 10 Traquan Leonard | G:21:25 | 2/4 | 0/0 | 2/2 | 0 | 2 | 3 | 5 | 2 | 0 | 0 | 3 | 50.0% |
| 24 Canyon Weston | G:18:14 | 1/5 | 1/2 | 2/4 | 1 | 2 | 1 | 3 | 2 | 2 | 0 | 1 | 40.0% |
| 3 Justin Porter | P:21:01 | 1/1 | 0/0 | 0/0 | 2 | 1 | 4 | 19 | 9 | 0 | 0 | 1 | 100.0% |
| 10 Elias King | P:21:01 | 1/1 | 0/0 | 0/0 | 0 | 0 | 0 | 0 | 0 | 0 | 0 | 0 | 100.0% |
| 4 Justin Buford | T:25:54 | 2/2 | 0/0 | 2/2 | 0 | 0 | 0 | 1 | 1 | 1 | 1 | 1 | 100.0% |
| 13 Taylor Smith | P:19:14 | 0/0 | 0/0 | 0/0 | 0 | 0 | 0 | 0 | 0 | 0 | 0 | 0 | 0.0% |
| 31 Jared Coleman-Jones | 07:21 | 1/1 | 0/0 | 0/0 | 0 | 0 | 0 | 0 | 0 | 0 | 0 | 0 | 100.0% |
| Team | | 0 | 0 | 0 | 0 | 0 | 0 | 0 | 0 | 0 | 0 | 0 | |
| Totals | 20:44 | 17/31 | 22/29 | 17 | 26 | 33 | 17 | 22 | 15 | 2 | 2 | 8 | 51.6% |

Technical Fouls: NONE

Biggest lead 16 (2nd 17:26) (17th 20:00)

Best Shooting % 11 (1st 12:45) (17th 20:00)

Lead Changes 0

Times Tied 0

Time with Lead 38:17 00:00

MTS 18 23
HOF 40 28
Points from Turnovers 14 12
Best Second Chance 13 6
Fast Breaks 22 29
Bench 22 29

Period by Period Scoring
1st 2nd TOT
MTS 46 24 64
HOF 26 28 54

Biggest lead 21 (1st 10:45) (21st 03:08)

Best Shooting % 10 (1st 10:45) (21st 03:08)

Lead Changes 5

Times Tied 7

Time with Lead 06:14 7:31:38

SFA 15 28
MTS 15 28
Points from Turnovers 15 28
Best Second Chance 5 4
Fast Breaks 10 23
Bench 23 32

Period by Period Scoring
1st 2nd TOT
SFA 28 27 55
MTS 33 42 75



Official Basketball Box Score - Final
Montana St. at Middle Tenn.
11/20/22 Mont. Stat. League
2022-23 Men's Basketball

Game Time: 1:30 PM
Game Duration: 2:00
Officials: Steve Ruppenthal, Jeff Fox, John Cox

Montana State - 71 **Record: 3-3**

| NO. Name | Min | FG | 3P | FT | Rebounds | Fouls | TP | AS | TS | ST | BKs | PF | Shooting % |
|--------------------|---------|-------|-------|----------|----------|-------|----|----|----|-----|-----|------------|------------|
| Min | FG | 3P | FT | Rebounds | Fouls | TP | AS | TS | ST | BKs | PF | Shooting % | |
| 13 AJRho Bello | F:20:01 | 7/12 | 0/0 | 2/3 | 2 | 4 | 3 | 6 | 16 | 0 | 1 | 2 | 58.3% |
| 25 Sam Lanesheet | F:19:28 | 3/6 | 0/0 | 2/2 | 2 | 2 | 2 | 8 | 0 | 1 | 0 | 0 | 50.0% |
| 10 Dakota Brown II | G:30:54 | 1/3 | 0/0 | 0/0 | 3 | 3 | 2 | 16 | 0 | 0 | 0 | 0 | 33.3% |
| 11 Tyler Robinson | G:30:26 | 1/4 | 0/0 | 0/0 | 1 | 1 | 2 | 3 | 0 | 2 | 0 | 3 | 25.0% |
| 21 RhaQuan Battle | G:24:27 | 3/14 | 3/4 | 5/6 | 0 | 4 | 0 | 24 | 1 | 4 | 0 | 0 | 21.4% |
| 3 Great October | G:19:50 | 1/3 | 0/0 | 2/2 | 0 | 2 | 2 | 3 | 1 | 0 | 0 | 0 | 33.3% |
| 0 Caleb Fuller | 20:31 | 3/3 | 1/1 | 0/0 | 1 | 2 | 3 | 2 | 1 | 0 | 0 | 0 | 100.0% |
| 20 Robert Ford III | 09:06 | 0/1 | 0/0 | 2/2 | 1 | 1 | 2 | 2 | 0 | 0 | 0 | 0 | 16.7% |
| 1 Francis McArthur | 18:51 | 2/2 | 0/0 | 1/1 | 0 | 3 | 2 | 1 | 2 | 0 | 0 | 0 | 100.0% |
| 24 Joel Miller | 05:18 | 0/0 | 0/0 | 0/0 | 0 | 0 | 0 | 0 | 0 | 0 | 0 | 0 | 0.0% |
| Team | | 0 | 0 | 0 | 0 | 0 | 0 | 0 | 0 | 0 | 0 | 0 | |
| Totals | 26:46 | 31/64 | 14/16 | 5 | 18 | 23 | 21 | 21 | 81 | 3 | 1 | 3 | 48.4% |

Technical Fouls: Battle 2/11:28



Official Basketball Box Score - Final
Middle Tennessee at St. Bonaventure
11/20/22 Mont. Stat. League
2022-23 Women's Basketball

Game Time: 7:00 PM
Game Duration: 2:05
Officials: Justin Peterson, Luke Jones, Mark Schick

Middle Tennessee - 54 **Record: 5-3**

| NO. Name | Min | FG | 3P | FT | Rebounds | Fouls | TP | AS | TS | ST | BKs | PF | Shooting % |
|------------------------|---------|-------|-------|----------|----------|-------|----|----|----|-----|-----|------------|------------|
| Min | FG | 3P | FT | Rebounds | Fouls | TP | AS | TS | ST | BKs | PF | Shooting % | |
| 1 Tyler Millin | F:22:59 | 1/2 | 0/0 | 0/0 | 0 | 0 | 0 | 2 | 0 | 0 | 0 | 0 | 50.0% |
| 14 Da'Quanne Dohman | F:24:16 | 9/16 | 0/0 | 0/0 | 1 | 5 | 0 | 6 | 28 | 4 | 0 | 0 | 56.3% |
| 5 Eli Lawrence | G:32:02 | 5/10 | 1/2 | 2/4 | 0 | 1 | 3 | 10 | 1 | 0 | 0 | 0 | 50.0% |
| 12 Traquan Leonard | G:30:52 | 7/18 | 1/3 | 1/3 | 7 | 2 | 2 | 26 | 0 | 0 | 0 | 0 | 38.9% |
| 24 Canyon Weston | G:23:31 | 2/1 | 0/1 | 2/2 | 4 | 5 | 3 | 8 | 1 | 1 | 0 | 1 | 16.7% |
| 10 Elias King | P:28:06 | 0/4 | 0/4 | 0/0 | 2 | 3 | 1 | 0 | 1 | 0 | 0 | 0 | 0.0% |
| 3 Justin Porter | 19:28 | 6/14 | 0/2 | 2/4 | 1 | 3 | 4 | 11 | 2 | 0 | 0 | 2 | 42.9% |
| 4 Justin Buford | 05:00 | 0/0 | 0/0 | 0/0 | 0 | 0 | 0 | 0 | 0 | 0 | 0 | 0 | 0.0% |
| 31 Jared Coleman-Jones | 06:40 | 0/0 | 0/0 | 0/0 | 1 | 1 | 3 | 0 | 0 | 0 | 0 | 0 | 0.0% |
| 15 Christian Fussell | 02:05 | 0/0 | 0/0 | 0/0 | 0 | 0 | 0 | 0 | 0 | 0 | 0 | 0 | 0.0% |
| Team | | 0 | 0 | 0 | 0 | 0 | 0 | 0 | 0 | 0 | 0 | 0 | |
| Totals | 27:49 | 21/49 | 11/17 | 11/17 | 21 | 32 | 19 | 42 | 4 | 1 | 2 | 4 | 47.9% |

Technical Fouls: NONE

Middle Tenn. - 72 **Record: 5-2**

| NO. Name | Min | FG | 3P | FT | Rebounds | Fouls | TP | AS | TS | ST | BKs | PF | Shooting % |
|--------------------|---------|------|-----|----------|----------|-------|----|----|----|-----|-----|------------|------------|
| Min | FG | 3P | FT | Rebounds | Fouls | TP | AS | TS | ST | BKs | PF | Shooting % | |
| 1 Tyler Millin | F:14:30 | 0/0 | 0/0 | 0/0 | 1 | 1 | 2 | 1 | 0 | 1 | 2 | 0 | 0.0% |
| 2 Da'Quanne Dohman | F:25:56 | 9/17 | 0/0 | 4/6 | 1 | 1 | 3 | 14 | 2 | 0 | 0 | 0 | 52.9% |
| 5 Eli Lawrence | F:30:15 | 3/5 | 0/0 | 0/0 | 0 | 1</ | | | | | | | |

- 2022-23 BOX SCORES -



Official Basketball Box Score - Final
Middle Tenn. at Charlotte
10/20/23 @Charlotte Area, Charlotte
2022-23 Men's Basketball

Game Time: 6:00 PM
Game Duration: 1:05
Attendance: 1,246

Charlotte: Bryn Howell, Andrew Wynn, Chris Hudson

Record: 8-5 (1-1)

| NO. Name | Min | pts | FG | 3P | FT | Rebounds | Fouls | TP | AS | TS | BS | Blocks | PF | Shooting By Period |
|------------------------|---------|-------|-------|-------|-------|----------|-------|----|----|----|----|--------|----|--------------------|
| | aa | aa | aa | aa | aa | aa | aa | aa | aa | aa | aa | aa | aa | PF |
| 2 DeAndre Dushman | F 28:11 | 5/8 | 0/0 | 0/0 | 4/2 | 1/1 | 1/0 | 2 | 0 | 0 | 0 | 2 | 0 | 14 |
| 4 Justin Buford | G 17:58 | 0/1 | 0/0 | 0/0 | 0/0 | 0/0 | 0/0 | 0 | 0 | 0 | 0 | 0 | 0 | 6 |
| 5 Eli Lawrence | G 25:07 | 3/9 | 2/5 | 0/0 | 2/2 | 2/0 | 0/0 | 1 | 0 | 1 | 0 | 1 | 0 | 6 |
| 12 Tyshawn Leonard | G 34:05 | 4/7 | 0/1 | 4/4 | 3/3 | 2/3 | 3/13 | 1 | 1 | 4 | 1 | 0 | 7 | 7 |
| 24 Camryn Waston | G 33:19 | 3/9 | 0/2 | 3/3 | 1/1 | 3/1 | 1/1 | 4 | 2 | 1 | 0 | 0 | 0 | 13 |
| 1 Tyler Miller | G 15:48 | 3/4 | 1/2 | 0/0 | 1/2 | 0/0 | 0/0 | 0 | 0 | 0 | 0 | 0 | 1 | 6 |
| 10 Elias King | G 20:41 | 3/9 | 0/1 | 4/4 | 2/2 | 1/2 | 0/0 | 0 | 0 | 0 | 0 | 0 | 2 | 2 |
| 31 Jared Coleman-Jones | 11:49 | 4/5 | 1/0 | 0/0 | 2/2 | 1/0 | 0/0 | 0 | 0 | 0 | 0 | 0 | 0 | 1 |
| 3 Justin Porter | 06:24 | 1/1 | 0/0 | 0/0 | 1/1 | 1/2 | 0/0 | 0 | 0 | 0 | 0 | 0 | 0 | 1 |
| 13 Trevon Smith | 06:24 | 1/1 | 0/0 | 0/0 | 1/1 | 1/2 | 0/0 | 0 | 0 | 0 | 0 | 0 | 0 | 1 |
| Team | | | | | | | | | | | | | | |
| Totals | 26:56 | 42/91 | 11/11 | 10/19 | 20/21 | 11/17 | 11/11 | 2 | 1 | 1 | 1 | 4 | 3 | 15 |

Technical Fouls: Coach 2nd 1st Coach 2nd 1st

Record: 10-3 (1-1)

| NO. Name | Min | pts | FG | 3P | FT | Rebounds | Fouls | TP | AS | TS | BS | Blocks | PF | Shooting By Period |
|-----------------------|---------|--------|-------|-------|-------|----------|-------|-----|-----|-----|-----|--------|----|--------------------|
| | aa | aa | aa | aa | aa | aa | aa | aa | aa | aa | aa | aa | aa | PF |
| 24 Jalen Miller, Jr. | F 20:40 | 3/3 | 1/1 | 2/2 | 1/5 | 2/1 | 1/1 | 0 | 0 | 0 | 0 | 0 | 0 | 3 |
| 15 Ally Kaufman | C 20:45 | 6/10 | 0/1 | 0/1 | 4/7 | 3/1 | 1/2 | 1/0 | 1/1 | 2/2 | 1/3 | 0 | 0 | 3 |
| 11 Monroe Opaton | G 27:39 | 1/2 | 0/0 | 0/0 | 1/2 | 1/1 | 1/1 | 2/2 | 1/1 | 0/0 | 0/0 | 0/0 | 0 | 12 |
| 12 Jackson Threadgill | G 34:59 | 3/17 | 0/2 | 3/3 | 2/2 | 1/2 | 2/7 | 1/1 | 0/0 | 0/0 | 0/0 | 0/0 | 0 | 8 |
| 25 Lucyze Patterson | G 26:11 | 4/7 | 2/2 | 6/7 | 0/0 | 2/3 | 0/6 | 1/5 | 0/0 | 0/0 | 0/0 | 0/0 | 0 | 8 |
| 3 Blake Williams | G 36:46 | 9/13 | 0/3 | 11/19 | 1/3 | 4/1 | 7/7 | 3/3 | 2/0 | 0/0 | 0/0 | 0/0 | 0 | 17 |
| 22 Josh Adams | 17:17 | 1/1 | 0/0 | 0/0 | 0/0 | 0/0 | 0/0 | 0/0 | 0/0 | 0/0 | 0/0 | 0/0 | 0 | 2 |
| 6 Josh Fekko | 18:51 | 1/3 | 0/0 | 1/2 | 0/2 | 0/0 | 0/0 | 0/0 | 0/0 | 0/0 | 0/0 | 0/0 | 0 | 12 |
| Team | | | | | | | | | | | | | | |
| Totals | 28:47 | 61/101 | 20/25 | 7/19 | 28/31 | 11/19 | 10/17 | 1/1 | 1/1 | 1/1 | 1/1 | 4/3 | 0 | 15 |

Technical Fouls: NONE

Biggest lead: 3 (2nd 12:06)

Best Scoring Run: 7 (1st 0:00)

Lead Changes: 9

Times Tied: 4

Time with Lead: 04:50

Points from Turnovers: 10

Second Chance: 4

Fast Breaks: 4

CLT: 31

MTS: 35

UT: 67



Official Basketball Box Score - Final
Western Ky. at Middle Tenn.
10/20/23 Men's Basketball

Game Time: 6:00 PM
Game Duration: 1:05
Attendance: 1,246

Charlotte: Bryn Howell, Andrew Wynn, Chris Hudson

Record: 8-5 (1-1)

| NO. Name | Min | pts | FG | 3P | FT | Rebounds | Fouls | TP | AS | TS | BS | Blocks | PF | Shooting By Period |
|---------------------|---------|-------|-------|-----|-----|----------|-------|-----|-----|-----|-----|--------|-----|--------------------|
| | aa | aa | aa | aa | aa | aa | aa | aa | aa | aa | aa | aa | aa | PF |
| 11 Julius Hamilton | F 21:47 | 4/1 | 2/3 | 0/0 | 3/3 | 4/0 | 0/0 | 0 | 0 | 0 | 0 | 0 | 1 | 0 |
| 20 Jamarian Stray | C 20:44 | 1/4 | 0/0 | 1/4 | 0/0 | 2/3 | 0/0 | 0 | 0 | 0 | 0 | 0 | 0 | 6 |
| 13 Emmanuel Abbot | G 20:07 | 6/10 | 2/5 | 0/0 | 5/6 | 3/0 | 1/4 | 2/3 | 1/1 | 0 | 0 | 0 | 0 | 6 |
| 14 Luke Prangton | G 29:46 | 3/7 | 2/7 | 0/0 | 2/2 | 1/3 | 0/0 | 0 | 0 | 0 | 0 | 0 | 0 | 2 |
| 22 Davon McGeorge | G 26:51 | 1/4 | 0/0 | 2/4 | 1/4 | 5/0 | 3/0 | 0 | 0 | 0 | 0 | 0 | 0 | 7 |
| 4 Khristian Lander | 10:54 | 1/6 | 0/2 | 1/2 | 0/2 | 0/0 | 0/0 | 0 | 0 | 0 | 0 | 0 | 0 | 2 |
| 11 Tyronne Marshall | 13:25 | 1/1 | 0/0 | 0/0 | 0/0 | 0/0 | 0/0 | 0 | 0 | 0 | 0 | 0 | 0 | 2 |
| 1 Fakhri Dagna | 03:46 | 0/1 | 0/0 | 0/0 | 0/0 | 0/0 | 0/0 | 0 | 0 | 0 | 0 | 0 | 0 | 1 |
| 11 Jordan Fleenor | 04:44 | 0/2 | 0/1 | 0/0 | 0/0 | 0/0 | 0/0 | 0 | 0 | 0 | 0 | 0 | 0 | 2 |
| 11 Dontari Allen | 10:30 | 0/5 | 1/3 | 0/0 | 2/2 | 0/0 | 0/0 | 0 | 0 | 0 | 0 | 0 | 0 | 3 |
| Team | | | | | | | | | | | | | | |
| Totals | 24:09 | 35/52 | 11/13 | 1/3 | 4/4 | 14/13 | 10/11 | 1/1 | 1/1 | 1/1 | 0/0 | 0/0 | 0/0 | 15 |

Technical Fouls: NONE

Record: 9-9 (1-1)

| NO. Name | Min | pts | FG | 3P | FT | Rebounds | Fouls | TP | AS | TS | BS | Blocks | PF | Shooting By Period |
|------------------------|---------|--------|-------|-----|-------|----------|-------|-----|-----|-----|-----|--------|-----|--------------------|
| | aa | aa | aa | aa | aa | aa | aa | aa | aa | aa | aa | aa | aa | PF |
| 22 Oakleya Dismann | F 25:47 | 2/5 | 0/0 | 2/3 | 1/1 | 1/1 | 1/1 | 0 | 0 | 0 | 0 | 0 | 0 | 1 |
| 4 Justin Buford | G 19:06 | 13/13 | 1/0 | 0/0 | 4/4 | 0/0 | 1/1 | 3/3 | 1/1 | 0 | 0 | 0 | 0 | 0 |
| 22 Davon McGeorge | G 20:09 | 4/22 | 2/6 | 5/5 | 1/0 | 1/1 | 1/3 | 1/3 | 0/0 | 0/0 | 0/0 | 0/0 | 0 | 12 |
| 12 Tyshawn Leonard | G 27:45 | 8/15 | 1/3 | 0/3 | 4/2 | 6/1 | 1/3 | 1/3 | 2/0 | 0/0 | 0/0 | 0/0 | 0 | 11 |
| 24 Camryn Waston | G 21:55 | 1/1 | 0/0 | 0/0 | 2/2 | 4/3 | 1/1 | 2/2 | 4/2 | 0/0 | 0/0 | 0/0 | 0 | 1 |
| 10 Elias King | F 21:44 | 2/6 | 1/2 | 0/2 | 4/4 | 2/1 | 1/1 | 0/0 | 0/0 | 0/0 | 0/0 | 0/0 | 0 | 6 |
| 1 Tyler Miller | 16:24 | 1/1 | 0/0 | 0/0 | 1/2 | 0/0 | 0/0 | 0/0 | 0/0 | 0/0 | 0/0 | 0/0 | 0 | 6 |
| 31 Jared Coleman-Jones | 10:41 | 2/6 | 1/0 | 0/0 | 1/2 | 1/3 | 1/1 | 0/0 | 0/0 | 0/0 | 0/0 | 0/0 | 0 | 8 |
| 3 Justin Porter | 17:40 | 2/6 | 1/2 | 0/0 | 1/1 | 1/1 | 0/0 | 0/0 | 0/0 | 0/0 | 0/0 | 0/0 | 0 | 1 |
| 6 Blake Williams | 05:51 | 0/1 | 0/0 | 1/1 | 0/0 | 0/0 | 0/0 | 0/0 | 0/0 | 0/0 | 0/0 | 0/0 | 0 | 4 |
| Team | | | | | | | | | | | | | | |
| Totals | 24:45 | 62/111 | 13/31 | 4/7 | 14/14 | 17/14 | 11/11 | 0/0 | 0/0 | 0/0 | 0/0 | 0/0 | 0/0 | 15 |

Technical Fouls: NONE

Biggest lead: 11 (1st 15:47)

Best Scoring Run: 7 (1st 16:42)

Lead Changes: 4

Times Tied: 5

Time with Lead: 28:00

Points from Turnovers: 11

Second Chance: 4

Fast Breaks: 13

CLT: 33

MTS: 33

UT: 60



Official Basketball Box Score - Final
Middle Tenn. at UTSA
10/20/23 Men's Basketball

Game Time: 7:00 PM
Game Duration: 1:00
Attendance: 708

Charlotte: Bryn Howell, Andrew Wynn, Chris Hudson

Record: 7-8 (1-0)

| NO. Name | Min | pts | FG | 3P | FT | Rebounds | Fouls | TP | AS | TS | BS | Blocks | PF | Shooting By Period |
|------------------------|---------|-------|-------|-------|-------|----------|-------|-----|-----|-----|-----|--------|-----|--------------------|
| | aa | aa | aa | aa | aa | aa | aa | aa | aa | aa | aa | aa | aa | PF |
| 2 DeAndre Dushman | F 25:26 | 3/9 | 0/0 | 2/2 | 2/5 | 4/4 | 3/3 | 0/0 | 1/1 | 1/1 | 1/1 | 0 | 0 | 13 |
| 4 Justin Buford | G 28:45 | 11/10 | 1/2 | 0/0 | 3/3 | 4/1 | 3/0 | 0/0 | 0/0 | 0/0 | 0/0 | 0/0 | 0 | 5 |
| 5 Eli Lawrence | G 30:51 | 8/12 | 5/5 | 2/2 | 2/2 | 6/2 | 5/20 | 2/1 | 0/0 | 1/0 | 0/0 | 0/0 | 0 | 1 |
| 12 Tyshawn Leonard | G 21:16 | 1/2 | 0/0 | 0/0 | 2/2 | 5/1 | 1/3 | 1/1 | 1/1 | 2/2 | 0/0 | 0/0 | 0 | 4 |
| 24 Camryn Waston | G 29:14 | 5/11 | 3/3 | 3/3 | 2/5 | 1/5 | 1/15 | 2/0 | 0/0 | 0/0 | 0/0 | 0/0 | 0 | 10 |
| 11 Tyler Miller | 10:02 | 0/3 | 0/0 | 0/0 | 0/0 | 0/0 | 0/0 | 0/0 | 0/0 | 0/0 | 0/0 | 0/0 | 0 | 0 |
| 10 Elias King | 18:55 | 1/3 | 0/0 | 0/0 | 3/3 | 0/0 | 0/0 | 0/0 | 0/0 | 0/0 | 0/0 | 0/0 | 0 | 16 |
| 31 Jared Coleman-Jones | 09:11 | 1/4 | 0/0 | 0/0 | 1/2 | 1/2 | 0/0 | 0/0 | 0/0 | 0/0 | 0/0 | 0/0 | 0 | 7 |
| 3 Justin Porter | 18:10 | 5/5 | 2/2 | 1/2 | 1/2 | 1/2 | 1/0 | 0/0 | 0/0 | 0/0 | 0/0 | 0/0 | 0 | 4 |
| 15 Christian Fussell | 05:03 | 2/2 | 1/1 | 0/2 | 0/0 | 1/1 | 0/0 | 0/0 | 0/0 | 0/0 | 0/0 | 0/0 | 0 | 1 |
| Team | | | | | | | | | | | | | | |
| Totals | 27:52 | 51/77 | 19/16 | 10/20 | 21/29 | 17/12 | 14/31 | 3/3 | 2/2 | 3/3 | 0/0 | 0/0 | 0/0 | 15 |

Technical Fouls: Leonard 2nd 1st 4th

Record: 7-8 (1-0)

| NO. Name | Min | pts | FG | 3P | FT | Rebounds | Fouls | TP | AS | TS | BS | Blocks | PF | Shooting By Period |
|--------------------|---------|-------|-------|-------|-------|----------|-------|-----|-----|-----|-----|--------|-----|--------------------|
| | aa | aa | aa | aa | aa | aa | aa | aa | aa | aa | aa | aa | aa | PF |
| 14 Mason Doul | F 07:43 | 1/3 | 0/0 | 0/0 | 1/1 | 2/3 | 0/0 | 1/0 | 0/0 | 0/0 | 0/0 | 0/0 | 0 | 3 |
| 24 Jacob Gentry | C 30:46 | 8/14 | 5/8 | 2/2 | 9/11 | 7/7 | 2/3 | 2/1 | 0/0 | 1/0 | 0/0 | 0/0 | 0 | 6 |
| 0 John Duggie III | G 04:36 | 3/9 | 2/2 | 1/1 | 2/1 | 1/1 | 1/1 | 0/0 | 0/0 | 0/0 | 0/0 | 0/0 | 0 | 4 |
| 1 Alpha Motor | G 06:32 | 6/12 | 0/0 | 7/10 | 0/1 | 1/1 | 0/0 | 1/0 | 0/0 | 0/0 | 0/0 | 0/0 | 0 | 4 |
| 5 D.J. Pritchett | G 30:41 | 3/11 | 1/5 | 4/6 | 2/2 | 3/1 | 1/1 | 0/0 | 0/0 | 0/0 | 0/0 | 0/0 | 0 | 4 |
| 10 Erik Cumberland | 28:17 | 2/6 | 1/2 | 0/0 | 0/0 | 0/0 | 0/0 | 0/0 | 0/0 | 0/0 | 0/0 | 0/0 | 0 | 2 |
| 11 Ashton Rodgers | 13:05 | 0/0 | 0/0 | 0/0 | 1/0 | 1/1 | 1/1 | 0/0 | 0/0 | 0/0 | 0/0 | 0/0 | 0 | 0 |
| 4 Josh Farmer | 14:07 | 1/1 | 0/0 | 2/3 | 4/4 | 3/2 | 4/0 | 0/0 | 0/0 | 0/0 | 0/0 | 0/0 | 0 | 2 |
| Team | | | | | | | | | | | | | | |
| Totals | 28:56 | 41/62 | 20/27 | 12/19 | 19/20 | 31/20 | 8/8 | 0/0 | 0/0 | 0/0 | 0/0 | 0/0 | 0/0 | 15 |

Technical Fouls: NONE

Biggest lead: 6 (2nd 5:46)

Best Scoring Run: 6 (2nd 1:12)

Lead Changes: 9

Times Tied: 4

Time with Lead: 10:14

Points from Turnovers: 30

Second Chance: 11

Fast Breaks: 12

CLT: 34

MTS: 35

UT: 75

- 2022-23 BOX SCORES -

21



Official Basketball Box Score - Final
Middle Tenn. at Fla. Atlantic
2022-23 Men's Basketball

Record: 13-21 (6-7)

| NO. Name | Min | FG | 3P | FT | Rebounds | Fouls | TP | AS | TO | ST | Blocks | pts |
|------------------------|---------|-------|-------|-----|----------|-------|----|----|----|----|--------|------|
| 2 DeAndre Dishman | F 24:12 | 2-8 | 0-0 | 2-2 | 9 | 2 | 4 | 2 | 3 | 0 | 3 | 8 |
| 4 Justin Bufford | G 18:44 | 1-6 | 1-2 | 0-0 | 2 | 2 | 1 | 1 | 3 | 0 | 0 | 3 |
| 5 EJ Lawrence | G 26:01 | 7-13 | 3-7 | 0-1 | 0 | 3 | 1 | 1 | 1 | 1 | 0 | 14 |
| 12 Teaball Lanard | G 25:28 | 3-7 | 2-6 | 0-1 | 0 | 1 | 2 | 8 | 2 | 0 | 0 | 6 |
| 24 Canyon Weston | G 20:44 | 4-11 | 1-3 | 2 | 1 | 1 | 0 | 1 | 3 | 2 | 0 | 7 |
| 1 Tyler Mills | 05:11 | 1-1 | 0-0 | 0-0 | 0 | 0 | 0 | 1 | 3 | 0 | 0 | 0 |
| 3 Justin Porter | G 20:44 | 0-1 | 0-0 | 0-0 | 1 | 0 | 0 | 1 | 3 | 0 | 0 | 0 |
| 31 Jared Coleman-Jones | 15:48 | 2-7 | 0-1 | 0-0 | 3 | 1 | 0 | 1 | 1 | 0 | 0 | 4 |
| 10 Elak King | 15:57 | 4-7 | 2-4 | 0-1 | 2 | 1 | 0 | 1 | 0 | 0 | 0 | 8 |
| 13 Trayvon Smith | 06:10 | 0-0 | 0-0 | 0-0 | 0 | 0 | 0 | 1 | 2 | 0 | 0 | 0 |
| 11 The Green | 01:04 | 0-0 | 0-0 | 0-0 | 0 | 0 | 0 | 0 | 0 | 0 | 0 | 0 |
| Total | | 27-62 | 11-26 | 2-4 | 20 | 13 | 17 | 16 | 15 | 11 | 2 | 5-18 |

Fla. Atlantic - 85

Record: 20-10 (10-6)

| NO. Name | Min | FG | 3P | FT | Rebounds | Fouls | TP | AS | TO | ST | Blocks | pts |
|-----------------------|---------|-------|-------|-----|----------|-------|----|----|----|----|--------|------|
| 50 Maddison Giddin | F 18:57 | 3-5 | 0-0 | 3-5 | 3 | 6 | 0 | 0 | 1 | 2 | 1 | 11 |
| 2 Nick Boyd | G 24:20 | 9-10 | 5-6 | 0-0 | 1 | 4 | 0 | 0 | 0 | 0 | 0 | 9 |
| 4 Ryan Gray | G 25:48 | 5-8 | 1-2 | 0-1 | 1 | 1 | 0 | 1 | 1 | 2 | 0 | 0 |
| 12 Jaian Gaffney | G 15:29 | 0-0 | 0-0 | 0-0 | 0 | 0 | 0 | 0 | 0 | 0 | 0 | 0 |
| 23 Brandon Washington | G 14:50 | 0-2 | 0-0 | 0-0 | 1 | 1 | 0 | 0 | 0 | 0 | 0 | 0 |
| 11 Justin Davis | 26:11 | 7-12 | 3-4 | 0-0 | 1 | 5 | 1 | 1 | 2 | 0 | 0 | 11 |
| 3 Giancarlo Westbrook | 21:30 | 3-3 | 0-0 | 2-2 | 4 | 4 | 1 | 1 | 1 | 0 | 0 | 7 |
| 11 Michael Forrest | 19:53 | 3-8 | 0-0 | 0-0 | 0 | 0 | 0 | 0 | 0 | 0 | 0 | 6 |
| 15 Algan Martin | 20:00 | 5-9 | 1-4 | 2-4 | 2 | 5 | 1 | 1 | 2 | 1 | 0 | 15 |
| 0 Shemar Lovett | 09:06 | 0-0 | 0-0 | 0-0 | 0 | 0 | 0 | 0 | 0 | 0 | 0 | 0 |
| 25 The Carroll | 01:04 | 0-0 | 0-0 | 0-0 | 0 | 0 | 0 | 0 | 0 | 0 | 0 | 0 |
| Total | | 31-58 | 15-20 | 7-7 | 27 | 34 | 17 | 15 | 13 | 12 | 5 | 2-18 |

Technical Fouls: NONE

| MTS | FAU |
|------------------|--|
| Biggest Lead | 6 (1 st 14:42) 19 (2 nd 11:17) |
| Best Scoring Run | 7 (2 nd 14:52) 8 (1 st 10:52) |
| Time Tied | 3 |
| Time with Lead | 07:56 30:18 |



Official Basketball Box Score - Final
Middle Tenn. at FIU
2022-23 Men's Basketball

Record: 13-9 (5-5)

| NO. Name | Min | FG | 3P | FT | Rebounds | Fouls | TP | AS | TO | ST | Blocks | pts |
|------------------------|---------|-------|------|-------|----------|-------|----|----|----|----|--------|-----|
| 2 DeAndre Dishman | F 20:21 | 2-0 | 0-0 | 2-4 | 1 | 3 | 4 | 2 | 1 | 0 | 0 | 4 |
| 4 Justin Bufford | G 24:10 | 3-9 | 1-4 | 0-2 | 3 | 2 | 1 | 1 | 0 | 0 | 0 | 7 |
| 5 EJ Lawrence | G 25:31 | 4-7 | 2-5 | 0-6 | 1 | 2 | 4 | 3 | 1 | 0 | 0 | 8 |
| 12 Teaball Lanard | G 20:24 | 3-8 | 1-3 | 0-0 | 4 | 1 | 1 | 1 | 1 | 0 | 0 | 6 |
| 24 Canyon Weston | G 20:29 | 5-9 | 1-4 | 2-2 | 2 | 1 | 2 | 4 | 0 | 3 | 0 | 11 |
| 10 Elak King | 13:53 | 4-7 | 2-4 | 1-2 | 1 | 1 | 1 | 1 | 1 | 0 | 0 | 8 |
| 3 Justin Porter | 11:47 | 0-0 | 0-0 | 0-0 | 0 | 0 | 0 | 0 | 0 | 0 | 0 | 0 |
| 31 Jared Coleman-Jones | 14:29 | 4-6 | 0-0 | 0-2 | 4 | 0 | 0 | 0 | 1 | 0 | 0 | 8 |
| 13 Trayvon Smith | 12:40 | 0-4 | 0-2 | 0-1 | 2 | 0 | 1 | 1 | 0 | 0 | 0 | 0 |
| 11 Tyler Mills | 13:16 | 1-2 | 1-4 | 1 | 1 | 2 | 0 | 0 | 0 | 0 | 0 | 2 |
| Total | | 26-54 | 8-34 | 14-21 | 8 | 21 | 20 | 18 | 14 | 11 | 0 | 32 |

Technical Fouls: NONE

Shooting By Period

| 1 st | 2 nd | 3 rd | 4 th |
|-----------------|-----------------|-----------------|-----------------|
| FG% | 14.03 | 48.39 | 44.91 |
| 3P% | 0.0 | 0% | 0% |
| FT% | 19.05 | 42.86 | 50.00 |
| GM FG% | 5.12 | 41.76 | 45.00 |
| GM 3P% | 2.41 | 9.09 | 10.00 |
| GM FT% | 27.62 | 43.53 | 50.00 |
| GM FT/FTA | 0.24 | 0.50 | 0.50 |

Technical Fouls: NONE

| MTSU | FIU |
|------------------|--|
| Biggest Lead | 11 (1 st 16:22) 11 (1 st 16:22) 11 (1 st 16:22) |
| Best Scoring Run | 12 (2 nd 12:26) 10 (2 nd 1:56) |
| Lead Changes | 3 |
| Times Tied | 9 |
| Time with Lead | 03:21 30:02 |

23



Official Basketball Box Score - Final
UTEP at Middle Tenn.
2022-23 Men's Basketball

Record: 10-21 (6-7)

| NO. Name | Min | FG | 3P | FT | Rebounds | Fouls | TP | AS | TO | ST | Blocks | pts |
|---------------------|---------|-------|-------|-------|----------|-------|----|----|----|----|--------|------|
| 13 Calvin Solomon | F 25:34 | 8-9 | 0-0 | 1-3 | 4 | 2 | 6 | 4 | 1 | 2 | 1 | 11 |
| 21 Zaylon Cooper | F 24:46 | 3-6 | 0-0 | 0-0 | 1 | 1 | 3 | 0 | 1 | 0 | 0 | 6 |
| 23 Ota Fraser III | F 21:00 | 1-4 | 0-0 | 2-3 | 1 | 0 | 1 | 0 | 0 | 0 | 0 | 4 |
| 2 Tyia Keedy | G 26:20 | 8-15 | 0-0 | 5-8 | 0 | 3 | 2 | 6 | 0 | 1 | 0 | 16 |
| 5 Shemar Glanville | G 33:14 | 2-5 | 0-2 | 5-8 | 0 | 0 | 3 | 4 | 0 | 2 | 0 | 10 |
| 11 Jari Deon Adams | 14:28 | 2-5 | 1-2 | 0-0 | 0 | 0 | 0 | 0 | 2 | 0 | 0 | 5 |
| 11 Carlos Lamas | 06:54 | 0-0 | 0-0 | 1-2 | 0 | 0 | 0 | 0 | 0 | 0 | 0 | 2 |
| 24 Kevin Kaku | 09:12 | 0-0 | 0-0 | 1-1 | 1 | 2 | 1 | 1 | 3 | 0 | 0 | 0 |
| 4 Manoj Madhany J | 17:25 | 2-2 | 0-0 | 4-4 | 0 | 3 | 1 | 1 | 0 | 0 | 0 | 6 |
| 12 Jamari Sibley | 09:01 | 0-1 | 0-0 | 0-0 | 0 | 0 | 0 | 0 | 0 | 0 | 0 | 0 |
| 20 Derrick Hamilton | 05:01 | 0-1 | 0-0 | 0-0 | 0 | 0 | 0 | 0 | 1 | 0 | 0 | 0 |
| Total | | 27-57 | 10-19 | 17-23 | 11 | 17 | 25 | 13 | 22 | 11 | 2 | 3-15 |

Technical Fouls: NONE

Shooting By Period

| 1 st | 2 nd | 3 rd | 4 th |
|-----------------|-----------------|-----------------|-----------------|
| FG% | 10.56 | 50.00 | 50.00 |
| 3P% | 0 | 0% | 0% |
| FT% | 19.05 | 28.57 | 33.33 |
| GM FG% | 5.44 | 40.00 | 40.00 |
| GM 3P% | 0 | 0% | 0% |
| GM FT% | 27.62 | 47.44 | 47.44 |
| GM FT/FTA | 0.19 | 0.11 | 0.11 |

Technical Fouls: NONE

| UTEP | MTS |
|------------------|--|
| Biggest Lead | 2 (1 st 18:55) 12 (2 nd 07:16) |
| Best Scoring Run | 7 (2 nd 14:43) 10 (2 nd 07:16) |
| Lead Changes | 14 |
| Times Tied | 4 |
| Time with Lead | 01:42 30:25 |

22



Official Basketball Box Score - Final
Middle Tenn. at FIU
2022-23 Men's Basketball

Record: 13-9 (5-5)

| NO. Name | Min | FG | 3P | FT | Rebounds | Fouls | TP | AS | TO | ST | Blocks | pts |
|------------------------|---------|-------|------|-------|----------|-------|----|----|----|----|--------|-----|
| 2 DeAndre Dishman | F 20:21 | 2-0 | 0-0 | 2-4 | 1 | 3 | 4 | 2 | 1 | 0 | 0 | 4 |
| 4 Justin Bufford | G 24:10 | 3-9 | 1-4 | 0-2 | 3 | 2 | 1 | 1 | 0 | 0 | 0 | 7 |
| 5 EJ Lawrence | G 25:31 | 4-7 | 2-5 | 0-6 | 1 | 2 | 4 | 3 | 1 | 0 | 0 | 8 |
| 12 Teaball Lanard | G 20:24 | 3-8 | 1-3 | 0-0 | 4 | 1 | 1 | 1 | 1 | 0 | 0 | 6 |
| 24 Canyon Weston | G 20:29 | 5-9 | 1-4 | 2-2 | 2 | 1 | 2 | 4 | 0 | 3 | 0 | 11 |
| 10 Elak King | 13:53 | 4-7 | 2-4 | 1-2 | 1 | 1 | 1 | 1 | 1 | 0 | 0 | 8 |
| 3 Justin Porter | 11:47 | 0-0 | 0-0 | 0-0 | 0 | 0 | 0 | 0 | 0 | 0 | 0 | 0 |
| 31 Jared Coleman-Jones | 14:29 | 4-6 | 0-0 | 0-2 | 4 | 0 | 0 | 0 | 1 | 0 | 0 | 8 |
| 13 Trayvon Smith | 12:40 | 0-4 | 0-2 | 0-1 | 2 | 0 | 1 | 1 | 0 | 0 | 0 | 0 |
| 11 Tyler Mills | 13:16 | 1-2 | 1-4 | 1 | 1 | 2 | 0 | 0 | 0 | 0 | 0 | 2 |
| Total | | 26-54 | 8-34 | 14-21 | 8 | 21 | 20 | 18 | 14 | 11 | 0 | 32 |

Technical Fouls: NONE

Shooting By Period

| 1 st | 2 nd | 3 rd | 4 th |
|-----------------|-----------------|-----------------|-----------------|
| FG% | 14.03 | 48.39 | 44.91 |
| 3P% | 0.0 | 0% | 0% |
| FT% | 19.05 | 42.86 | 50.00 |
| GM FG% | 5.12 | 41.76 | 45.00 |
| GM 3P% | 2.41 | 9.09 | 10.00 |
| GM FT% | 27.62 | 43.53 | 50.00 |
| GM FT/FTA | 0.24 | 0.50 | 0.50 |

Technical Fouls: NONE

| MTSU | FIU |
|------------------|--|
| Biggest Lead | 11 (1 st 16:22) 11 (1 st 16:22) 11 (1 st 16:22) |
| Best Scoring Run | 12 (2 nd 12:26) 10 (2 nd 1:56) |
| Lead Changes | 3 |
| Times Tied | 9 |
| Time with Lead | 03:21 30:02 |

24



Official Basketball Box Score - Final
UTSA at Middle Tenn.
2022-23 Men's Basketball

Record: 7-18 (1-3)

| NO. Name | Min | FG | 3P | FT | Rebounds | Fouls | TP | AS | TO | ST | Blocks | pts |
|----------------------|---------|------|-----|-----|----------|-------|----|----|----|----|--------|-----|
| 14 Micael Duff | F 19:17 | 1-10 | 0-0 | 0-0 | 1 | 1 | 4 | 1 | 2 | 2 | 0 | 2 |
| 11 Japheth Mador | G 20:20 | 2-9 | 0-2 | 0-0 | 0 | 0 | 0 | 0 | 0 | 0 | 0 | 4 |
| 5 Du Richardson | G 23:13 | 1-4 | 0-0 | 2-2 | 0 | 1 | 1 | 1 | 1 | 0 | 0 | 4 |
| 12 Christian Tucker | F 19:29 | 1-3 | 0-0 | 0-0 | 0 | 0 | 0 | 0 | 0 | 0 | 0 | 2 |
| 25 Isaiah Abdul-Aziz | G 16:56 | 2-5 | 1-4 | 0-2 | 1 | 2 | 0 | 1 | 0 | 0 | 0 | 6 |
| 19 John Baggie III | 20:44 | 2-5 | 2-4 | 1-2 | 0 | 1 | 1 | 2 | 0 | 0 | 0 | 6 |
| 10 Josh Farmer | 14:28 | 2-5 | 0-0 | 0-0 | 2 | 3 | 2 | 1 | 4 | 2 | 0 | 4 |
| 24 Jacob Cummings | 14:08 | 3-9 | 0-0 | 1-2 | 2 | 6 | 3 | 1 | 0 | 0 | 0 | 7 |
| 10 Erik Cumber | 11:40 | 1-1 | 0-0 | 0-1 | 1 | 1 | 2 | 0 | 1 | 0 | 0 | 0 |
| 20 Lamin Sably | 05:57 | 0-1 | 0-0 | 0-0 | 0 | 0 | 0 | 0 | 0 | 0 | 0 | 0 |
| 11 Lachlan Solinger | 05:56 | 2-2 | 0-0 | 0-0 | 0 | 0 | 0 | 0 | 0 | 0 | 0 | 4 |
| 2 Alex Abu | 04:15 | 0-0 | 0-0 | 0-1 | 1 | 2 | 0 | 0 | 0 | 0 | 0 | 0 |
| 23 Azeimar Johnson | 04:15 | 1-2 | 1-2 | 0-0 | 0 | 0 | 0 | | | | | |



- 2022-23 BOX SCORES -

25



Official Basketball Box Score - Final
Middle Tenn. at Western Ky.
02/09/23 at Murray State
2022-23 Men's Basketball

Game Time: 7:00 PM
Game Duration: 1:02
Attendance: 4,374

Record: 15-20 (8-6)

| NO. | Name | Min | pts | fg | 3pt | ft | Rebounds | Assists | Blocks | PF | TP | AS | TO | ST | Blocks | BS | BA | |
|--------|---------------------|-------|-------|-------|------|-------|----------|---------|--------|------|------|------|------|------|--------|------|------|------|
| 1 | Tyler Millin | F | 14:11 | 2.4 | 1.2 | 0.0 | 1 | 2 | 3 | 0 | 1 | 0 | 0 | 0 | 0 | 0 | 0 | 15 |
| 2 | Dariusz Dabinski | F | 08:28 | 2.6 | 0.0 | 0.0 | 3 | 2 | 0 | 3 | 1 | 0 | 0 | 0 | 0 | 0 | 0 | 6 |
| 3 | Justin Porter | G | 05:05 | 0.0 | 0.0 | 0.0 | 0 | 0 | 0 | 0 | 1 | 0 | 1 | 0 | 1 | 0 | 0 | 18 |
| 4 | Justin Burford | G | 17:04 | 1.4 | 0.0 | 0.0 | 1 | 0 | 1 | 0 | 0 | 0 | 0 | 0 | 0 | 0 | 0 | 18 |
| 5 | EI Lawrence | G | 25:41 | 5.9 | 1.6 | 0.0 | 4 | 3 | 4 | 0 | 2 | 1 | 2 | 0 | 1 | 0 | 0 | 14 |
| 12 | Taibale Leonard | G | 05:59 | 6.11 | 2.4 | 0.2 | 0 | 0 | 5 | 0 | 1 | 1 | 1 | 0 | 1 | 0 | 0 | 8 |
| 24 | Carmyn Weston | G | 06:48 | 6.01 | 1.4 | 0.1 | 4 | 2 | 3 | 0 | 1 | 0 | 0 | 0 | 0 | 0 | 0 | 14 |
| 31 | Jared Coleman-Jones | 11:46 | 0.1 | 0.0 | 0.0 | 2 | 0 | 0 | 0 | 1 | 2 | 0 | 0 | 0 | 1 | 0 | 0 | 12 |
| 10 | Elias King | 24:15 | 6.0 | 2.0 | 0.0 | 0 | 0 | 0 | 0 | 0 | 0 | 0 | 0 | 0 | 0 | 0 | 0 | 20 |
| 13 | Trevon Smith | 05:58 | 0.0 | 0.0 | 0.0 | 0 | 0 | 0 | 0 | 0 | 0 | 0 | 0 | 0 | 0 | 0 | 0 | 0 |
| Team | | | | | | | 2 | 1 | 3 | 0 | 0 | 0 | 0 | 0 | 0 | 0 | 0 | 0 |
| Totals | | | 34.60 | 12.22 | 5.14 | 15.17 | 20.11 | 18.11 | 14.12 | 6.12 | 0.12 | 0.12 | 0.12 | 0.12 | 0.12 | 0.12 | 0.12 | 0.12 |

Technical Fouls: Western 1 *3; Coleman-Jones 1 *3; 13; Leonard 1 *3; 07

Western Ky - 95

| NO. | Name | Min | pts | fg | 3pt | ft | Rebounds | Assists | Blocks | PF | TP | AS | TO | ST | Blocks | BS | BA | |
|--------|--------------------|-----|-------|-------|-------|-----|----------|---------|--------|----|----|----|----|----|--------|----|----|----|
| 3 | Jarvis Hamilton | F | 21:22 | 2.3 | 1.2 | 4.4 | 1 | 5 | 0 | 2 | 0 | 0 | 0 | 0 | 0 | 0 | 0 | 0 |
| 33 | Jamarian Sharp | C | 36:47 | 4.0 | 0.0 | 3.3 | 2 | 3 | 2 | 5 | 0 | 1 | 0 | 2 | 1 | 0 | 0 | 8 |
| 11 | Dontae Abel | G | 25:46 | 3.9 | 0.0 | 3.0 | 2 | 2 | 2 | 2 | 0 | 1 | 0 | 1 | 0 | 0 | 0 | 10 |
| 13 | Emmanuel Ake | G | 34:44 | 5.41 | 1.2 | 0.0 | 2 | 2 | 2 | 2 | 0 | 2 | 0 | 0 | 1 | 0 | 0 | 6 |
| 20 | Dayvon McKnight | G | 08:20 | 0.16 | 0.0 | 0.0 | 1.3 | 1 | 4 | 0 | 1 | 0 | 0 | 0 | 0 | 0 | 0 | 0 |
| 2 | Jordan Reese | G | 17:24 | 2.6 | 0.0 | 0.0 | 1 | 1 | 0 | 2 | 0 | 0 | 0 | 0 | 0 | 0 | 0 | 0 |
| 24 | Yusuf Marshall | G | 36:35 | 3.0 | 0.0 | 1.0 | 2 | 0 | 0 | 0 | 0 | 0 | 0 | 0 | 0 | 0 | 0 | 4 |
| 1 | Malik Chapman | G | 04:44 | 1.0 | 0.0 | 0.0 | 0 | 0 | 0 | 0 | 0 | 0 | 0 | 0 | 0 | 0 | 0 | 0 |
| 4 | Khristian Lavender | G | 02:04 | 0.0 | 0.0 | 0.0 | 0 | 0 | 0 | 0 | 0 | 0 | 0 | 0 | 0 | 0 | 0 | 0 |
| Team | | | | | | | 3 | 1 | 4 | 0 | 0 | 0 | 0 | 0 | 0 | 0 | 0 | 0 |
| Totals | | | 30.55 | 11.27 | 27.29 | 9 | 19 | 28 | 11 | 19 | 0 | 14 | 2 | 1 | 2 | 4 | 0 | 4 |

Technical Fouls: NONE

| Biggest lead | MTS | WKU | Points from Turnovers | MTS | WKU | Period | By Period Scoring |
|------------------|------------------|------------------|-----------------------|-----|-----|--------|-------------------|
| Best Scoring Run | 10 (11:27-12:01) | 16 (07:48-08:22) | Turnovers | 17 | 21 | 1st | 2nd |
| Lead Changes | 2 | 2 | Fast Breaks | 38 | 34 | MTS | 39 |
| Times Tied | 2 | 2 | Second Chances | 13 | 8 | WKU | 44 |
| Time with Lead | 00:19 | 39:26 | Bench | 50 | 15 | WKU | 44 |

26



Official Basketball Box Score - Final
Middle Tenn. at UAB
02/10/23 at Birmingham
2022-23 Men's Basketball

Game Time: 8:00 PM
Game Duration: 1:02
Attendance: 4,367

Record: 15-11

| NO. | Name | Min | pts | fg | 3pt | ft | Rebounds | Assists | Blocks | PF | TP | AS | TO | ST | Blocks | BS | BA | |
|--------|---------------------|-------|-------|-------|-------|-----|----------|---------|--------|----|----|----|----|----|--------|----|----|----|
| 1 | Tyler Millin | F | 20:20 | 5.1 | 0.0 | 0.0 | 1 | 1 | 1 | 0 | 0 | 0 | 0 | 0 | 0 | 0 | 0 | 17 |
| 2 | Dariusz Dabinski | F | 01:56 | 1.4 | 0.0 | 0.0 | 1 | 0 | 1 | 0 | 0 | 0 | 0 | 0 | 0 | 0 | 0 | 14 |
| 3 | Justin Porter | G | 05:05 | 0.0 | 0.0 | 0.0 | 0 | 0 | 0 | 0 | 0 | 0 | 0 | 0 | 0 | 0 | 0 | 17 |
| 4 | Justin Burford | G | 07:15 | 3.4 | 0.0 | 0.0 | 0 | 0 | 1 | 1 | 0 | 0 | 0 | 0 | 0 | 0 | 0 | 17 |
| 5 | EI Lawrence | G | 23:09 | 4.2 | 0.0 | 0.0 | 1 | 2 | 3 | 0 | 0 | 0 | 0 | 0 | 0 | 0 | 0 | 18 |
| 12 | Taibale Leonard | G | 03:59 | 4.5 | 0.0 | 0.0 | 1 | 2 | 3 | 0 | 0 | 0 | 0 | 0 | 0 | 0 | 0 | 11 |
| 24 | Carmyn Weston | G | 03:59 | 4.52 | 0.0 | 0.0 | 1 | 1 | 4 | 0 | 0 | 0 | 0 | 0 | 0 | 0 | 0 | 8 |
| 10 | Elias King | 18:39 | 5.8 | 0.0 | 0.0 | 0.0 | 5 | 5 | 0 | 2 | 0 | 1 | 0 | 0 | 0 | 0 | 0 | 12 |
| 11 | Jared Coleman-Jones | 05:11 | 6.0 | 0.0 | 0.0 | 0.0 | 1 | 0 | 1 | 0 | 0 | 0 | 0 | 0 | 0 | 0 | 0 | 0 |
| 13 | Trevon Smith | 01:54 | 0.0 | 0.0 | 0.0 | 0.0 | 0 | 0 | 0 | 0 | 0 | 0 | 0 | 0 | 0 | 0 | 0 | 0 |
| Team | | | | | | | 4 | 2 | 6 | 0 | 0 | 0 | 0 | 0 | 0 | 0 | 0 | 0 |
| Totals | | | 23.50 | 17.19 | 16.21 | 4.2 | 6 | 2 | 6 | 16 | 17 | 0 | 1 | 1 | 0 | 0 | 0 | 0 |

Technical Fouls: NONE

UAB - 92

| NO. | Name | Min | pts | fg | 3pt | ft | Rebounds | Assists | Blocks | PF | TP | AS | TO | ST | Blocks | BS | BA | |
|--------|------------------|-----|-------|-------|-------|------|----------|---------|--------|----|----|----|----|----|--------|----|----|----|
| 15 | Jo Rubin | F | 20:38 | 3.1 | 1.1 | 0.3 | 1 | 3 | 2 | 1 | 2 | 0 | 0 | 0 | 0 | 0 | 0 | 13 |
| 15 | Ty Brewer | F | 30:15 | 11.28 | 2.0 | 0.0 | 6 | 6 | 3 | 0 | 0 | 24 | 1 | 1 | 2 | 0 | 0 | 13 |
| 35 | Jay Johnson | G | 21:10 | 0.20 | 0.0 | 0.0 | 1.4 | 1 | 3 | 2 | 2 | 0 | 0 | 0 | 0 | 0 | 0 | 12 |
| 45 | Eliu Galindo | G | 07:56 | 4.8 | 2.0 | 0.0 | 2 | 3 | 1 | 0 | 0 | 0 | 0 | 0 | 0 | 0 | 0 | 0 |
| 10 | Jordan Walker | G | 02:42 | 0.17 | 0.0 | 0.0 | 1 | 2 | 2 | 0 | 0 | 2 | 0 | 0 | 0 | 0 | 0 | 0 |
| 10 | Tommy Toney | G | 06:57 | 0.00 | 0.00 | 0.00 | 2 | 3 | 0 | 0 | 0 | 0 | 0 | 0 | 0 | 0 | 0 | 0 |
| 24 | Leandrian Brewer | G | 24:49 | 2.4 | 1.0 | 0.0 | 1 | 1 | 2 | 0 | 0 | 0 | 0 | 0 | 0 | 0 | 0 | 0 |
| 10 | Tommy Toney | G | 06:50 | 0.00 | 0.00 | 0.00 | 1 | 1 | 0 | 0 | 0 | 0 | 0 | 0 | 0 | 0 | 0 | 0 |
| 24 | Eliu Galindo | G | 04:41 | 0.11 | 0.0 | 0.0 | 0 | 0 | 0 | 0 | 0 | 0 | 0 | 0 | 0 | 0 | 0 | 0 |
| 10 | Tommy Toney | G | 02:59 | 0.00 | 0.00 | 0.00 | 0 | 0 | 0 | 0 | 0 | 0 | 0 | 0 | 0 | 0 | 0 | 0 |
| Team | | | | | | | 2 | 2 | 0 | 0 | 0 | 0 | 0 | 0 | 0 | 0 | 0 | 0 |
| Totals | | | 30.55 | 13.26 | 15.21 | 17 | 28 | 18 | 16 | 18 | 0 | 21 | 0 | 0 | 0 | 0 | 0 | 0 |

Technical Fouls: UAB 1; 15; 10; 13; 2; 6; 6; 20

| Biggest lead | MTSU | UAB | Points from Turnovers | MTSU | UAB | Period | By Period Scoring |
|------------------|-----------------|------------------|-----------------------|------|-----|--------|-------------------|
| Best Scoring Run | 0 (11:20-11:20) | 32 (07:12-07:12) | Turnovers | 24 | 34 | 1st | 2nd |
| Lead Changes | 0 | 0 | Fast Breaks | 13 | 15 | MTSU | 22 |
| Times Tied | 00:00 | 00:04 | Second Chances | 11 | 20 | WKU | 47 |
| Time with Lead | 00:00 | 00:04 | Bench | 39 | 15 | UAB | 47 |

27



Official Basketball Box Score - Final
Fla. Atlantic at Middle Tenn.
02/10/23 at Murray State
2022-23 Men's Basketball

Game Time: 6:00 PM
Game Duration: 1:00
Attendance: 1,402

Fla. Atlantic - 79

| NO. | Name | Min | pts | fg | 3pt | ft | Rebounds | Assists | Blocks | PF | TP | AS | TO | ST | Blocks | BS | BA | |
|--------|--------------------|-----|-------|-------|-------|-------|----------|---------|--------|----|----|----|----|----|--------|----|----|---|
| 10 | Nashdon Gustin | F | 24:46 | 7.71 | 0.0 | 0.0 | 8 | 2 | 3 | 1 | 1 | 0 | 0 | 0 | 0 | 0 | 0 | 4 |
| 2 | Nick Boyd | G | 17:44 | 2.4 | 0.0 | 0.0 | 0 | 0 | 0 | 1 | 0 | 0 | 0 | 0 | 0 | 0 | 0 | 0 |
| 12 | Janay Gaffney | G | 08:20 | 2.4 | 0.0 | 0.0 | 1 | 0 | 2 | 0 | 0 | 0 | 0 | 0 | 0 | 0 | 0 | 0 |
| 10 | Aleah Maffey | G | 08:20 | 6.14 | 3.7 | 0.0 | 2 | 4 | 2 | 1 | 0 | 1 | 0 | 0 | 0 | 0 | 0 | 0 |
| 23 | Brandon Whitehurst | G | 11:38 | 0.1 | 0.0 | 0.0 | 0 | 0 | 0 | 0 | 0 | 0 | 0 | 0 | 0 | 0 | 0 | 0 |
| 1 | Janay Dune | G | 30:08 | 4.0 | 0.0 | 0.0 | 1 | 3 | 3 | 0 | 0 | 0 | 0 | 0 | 0 | 0 | 0 | 0 |
| 3 | Giancarlo Reese | G | 15:10 | 1.2 | 0.0 | 0.0 | 1 | 0 | 1 | 0 | 0 | 0 | 0 | 0 | 0 | 0 | 0 | 0 |
| 4 | Bryant Christie | G | 19:46 | 1.4 | 0.0 | 0.0 | 0 | 0 | 0 | 0 | 0 | 0 | 0 | 0 | 0 | 0 | 0 | 0 |
| 11 | Michael Forrest | G | 26:09 | 5.0 | 0.0 | 0.0 | 1 | 1 | 0 | 1 | 0 | 1 | 1 | 0 | 0 | 0 | 0 | 0 |
| 5 | Isiah Barnes | G | 00:04 | 0.0 | 0.0 | 0.0 | 0 | 0 | 0 | 0 | 0 | 0 | 0 | 0 | 0 | 0 | 0 | 0 |
| Team | | | | | | | 2 | 2 | 0 | 0 | 0 | 0 | 0 | 0 | 0 | 0 | 0 | 0 |
| Totals | | | 29.59 | 11.24 | 17.15 | 27.58 | 14 | 10 | 10 | 10 | 0 | 13 | 0 | 0 | 0 | 0 | 0 | 0 |

Technical Fouls: NONE

Middle Tenn. - 74

| NO. | Name | Min | pts | fg | 3pt | ft | Rebounds | Assists | Blocks | PF | TP | AS | TO | ST | Blocks | BS | BA | |
|-----|------------------|-----|-------|-----|-----|-----|----------|---------|--------|----|----|----|----|----|--------|----|----|---|
| 2 | Dariusz Dabinski | F | 26:11 | 3.8 | 0.0 | 2.3 | 1 | 5 | 1 | 2 | 0 | 2 | 0 | 0 | 0 | 0 | 0 | 0 |
| 4 | Justin Burford | G | 31:49 | 4.7 | 0.0 | 4.4 | | | | | | | | | | | | |

- 2022-23 BOX SCORES -

29



Official Basketball Box Score - Final
Louisiana Tech at Middle Tenn.
2022-23 Men's Basketball

Game Time: 6:00 PM
Game Location: L10
Attendance: 4,179

Officials: Steve Davis, Chris Hinton, Shawn Sogge

Louisiana Tech - 49

| Record: 13-8 (6-1) | | | | | | | | | | | | | |
|---------------------|--------------|-----------|-----------|-----------|-----------|-----------|-----------|----------|-----------|----------|----------|----------|-----------|
| NO. Name | Min | FG | 3P | FT | Rebounds | Fouls | PTS | AS | TO | ST | Blocks | ± | |
| Min | FG | 3P | FT | Reb | Fouls | PTS | AS | TO | ST | Blk | ± | | |
| 1 Kenny Hunter | 20:52 | 5-10 | 0-0 | 1-2 | 7 | 15 | 3 | 1 | 1 | 1 | 0 | 1 | 14 |
| 2 Graham Mangum | 17:28 | 5-8 | 0-0 | 1-1 | 2 | 2 | 11 | 0 | 0 | 0 | 0 | 0 | 20 |
| 22 Isaiah Crawford | 17:24 | 5-11 | 2-4 | 5-6 | 3 | 9 | 2 | 1 | 0 | 2 | 1 | 0 | 4 |
| 0 Keaton Mills | 10:04 | 0-6 | 0-0 | 0-0 | 0 | 1 | 0 | 0 | 0 | 0 | 0 | 0 | 17 |
| 4 Kaleb Stewart | 30:19 | 4-13 | 0-1 | 0-1 | 1 | 2 | 8 | 2 | 2 | 0 | 0 | 0 | 10 |
| 20 Jordan Crawford | 30:11 | 2-9 | 0-1 | 2-2 | 1 | 3 | 2 | 0 | 1 | 1 | 1 | 0 | 15 |
| 5 Tanner Williams | 10:02 | 0-0 | 0-0 | 0-0 | 1 | 1 | 0 | 0 | 0 | 0 | 0 | 0 | 0 |
| 14 Will Allen | 12:03 | 1-1 | 0-0 | 1-1 | 2 | 1 | 3 | 0 | 0 | 0 | 0 | 0 | 2 |
| 3 Chauncey Buttsack | 19:23 | 2-5 | 0-1 | 0-0 | 4 | 4 | 4 | 1 | 2 | 1 | 0 | 0 | 3 |
| Team | | | | | 4 | 4 | 4 | 1 | 5 | 1 | 0 | | |
| Totals | 19:49 | 18 | 10 | 18 | 24 | 42 | 12 | 4 | 12 | 6 | 3 | 1 | 14 |

Technical Fouls: NONE

Middle Tenn - 65

| Record: 18-11 (11-7) | | | | | | | | | | | | | |
|------------------------|--------------|-----------|-----------|-----------|-----------|-----------|-----------|-----------|-----------|-----------|----------|----------|-----------|
| NO. Name | Min | FG | 3P | FT | Rebounds | Fouls | PTS | AS | TO | ST | Blocks | ± | |
| Min | FG | 3P | FT | Reb | Fouls | PTS | AS | TO | ST | Blk | ± | | |
| 2 DaAndre Dishman | 17:50 | 1-3 | 0-0 | 1-2 | 2 | 1 | 3 | 1 | 2 | 3 | 1 | 0 | 1 |
| 4 Justin Bufford | 14:59 | 4-6 | 0-0 | 0-0 | 1 | 1 | 8 | 0 | 1 | 0 | 1 | 0 | 11 |
| 5 Eli Lawrence | 10:44 | 3-10 | 0-0 | 4-6 | 6 | 6 | 3 | 2 | 12 | 3 | 1 | 0 | 1 |
| 12 Teatable Leonard | 17:27 | 3-5 | 0-0 | 3-6 | 3 | 3 | 4 | 3 | 1 | 0 | 0 | 1 | 11 |
| 24 Camryn Weston | 16:47 | 1-3 | 0-0 | 1-2 | 0 | 3 | 1 | 1 | 4 | 0 | 0 | 0 | 10 |
| 3 Justin Porter | 22:36 | 2-4 | 0-0 | 1-2 | 0 | 1 | 1 | 1 | 7 | 0 | 0 | 0 | 13 |
| 10 Eliak King | 31:05 | 5-10 | 0-0 | 1-2 | 8 | 9 | 13 | 1 | 1 | 1 | 0 | 0 | 10 |
| 31 Jared Coleman-Jones | 18:14 | 2-4 | 0-0 | 1-5 | 6 | 0 | 4 | 2 | 0 | 0 | 0 | 0 | 13 |
| 11 Tyler Milin | 11:06 | 0-0 | 0-0 | 0-0 | 0 | 0 | 0 | 0 | 0 | 0 | 0 | 0 | 8 |
| 0 Mish Lightsey | 00:00 | 0-0 | 0-0 | 0-0 | 0 | 0 | 0 | 0 | 0 | 0 | 0 | 0 | 2 |
| 11 Tyler Milin | 00:00 | 0-0 | 0-0 | 0-0 | 0 | 0 | 0 | 0 | 0 | 0 | 0 | 0 | 2 |
| 55 Jack Lounsbury | 00:00 | 0-0 | 0-0 | 0-0 | 0 | 0 | 0 | 0 | 0 | 0 | 0 | 0 | 2 |
| Team | | | | | 1 | 4 | 0 | 0 | 0 | 0 | 0 | 0 | 0 |
| Totals | 21:52 | 32 | 13 | 18 | 32 | 41 | 32 | 12 | 65 | 11 | 3 | 1 | 14 |

Technical Fouls: NONE

Biggest lead 2 (11th 00:00) (21st 04:46)

| Largest lead | LST | | MTS | | Points from Turnovers | LST | MTS | Period by Period Scoring | |
|---------------------|-------|-------|-------|-------|-----------------------|-----|-----|--------------------------|-----|
| | 1st | 2nd | 3rd | 4th | | | | 1st | 2nd |
| Biggest Scoring Run | 15:27 | 6:46 | 11:16 | 0:27 | 18 | 11 | 18 | 18 | 21 |
| Lead Changes | 2 | 1 | 2 | 1 | 16 | 11 | 14 | 18 | 31 |
| Times Tied | 3 | 3 | 3 | 3 | 16 | 11 | 18 | 31 | 49 |
| Time with Lead | 01:14 | 35:49 | 36:23 | 12:34 | 38 | 25 | 63 | | |

30



Official Basketball Box Score - Final
Middle Tenn. at North Texas
2022-23 Men's Basketball

Game Time: 7:00 PM
Game Location: L10
Attendance: 4,770

Officials: Doug Strimling, Cheron Moore, James Gaud

Middle Tenn - 50

| Record: 18-12 (11-6) | | | | | | | | | | | | | |
|------------------------|--------------|-----------|----------|-----------|-----------|-----------|-----------|-----------|-----------|----------|----------|----------|-----------|
| NO. Name | Min | FG | 3P | FT | Rebounds | Fouls | PTS | AS | TO | ST | Blocks | ± | |
| Min | FG | 3P | FT | Reb | Fouls | PTS | AS | TO | ST | Blk | ± | | |
| 2 DaAndre Dishman | 17:27 | 2-6 | 0-0 | 2-2 | 3 | 6 | 4 | 1 | 0 | 1 | 0 | 1 | 12 |
| 10 Eliak King | 32:08 | 3-8 | 0-0 | 0-0 | 8 | 10 | 6 | 2 | 1 | 0 | 0 | 1 | 19 |
| 10 Eliak King | 11:30 | 0-0 | 0-0 | 0-0 | 0 | 0 | 0 | 0 | 1 | 0 | 0 | 0 | 1 |
| 12 Teatable Leonard | 10:00 | 1-0 | 0-0 | 0-0 | 2 | 4 | 2 | 1 | 2 | 1 | 0 | 1 | 11 |
| 24 Camryn Weston | 11:16 | 4-10 | 0-0 | 2-2 | 3 | 4 | 4 | 1 | 1 | 0 | 0 | 1 | 19 |
| 3 Justin Porter | 18:28 | 2-4 | 0-0 | 1-1 | 2 | 0 | 4 | 1 | 1 | 0 | 0 | 0 | 4 |
| 31 Jared Coleman-Jones | 14:03 | 0-1 | 0-0 | 0-0 | 2 | 2 | 0 | 0 | 0 | 0 | 0 | 0 | 19 |
| 11 Tyler Milin | 11:53 | 4-7 | 0-0 | 1-2 | 3 | 4 | 2 | 0 | 1 | 0 | 0 | 0 | 12 |
| Team | | | | | 2 | 3 | 1 | 0 | 0 | 0 | 0 | 0 | 0 |
| Totals | 19:03 | 21 | 7 | 17 | 18 | 24 | 22 | 12 | 27 | 1 | 1 | 1 | 14 |

Technical Fouls: NONE

North Texas - 64

| Record: 24-4 (15-5) | | | | | | | | | | | | | |
|---------------------|--------------|-----------|----------|-----------|-----------|-----------|-----------|-----------|-----------|-----------|----------|----------|-----------|
| NO. Name | Min | FG | 3P | FT | Rebounds | Fouls | PTS | AS | TO | ST | Blocks | ± | |
| Min | FG | 3P | FT | Reb | Fouls | PTS | AS | TO | ST | Blk | ± | | |
| 1 Aaron Scott | 18:40 | 2-2 | 0-0 | 0-0 | 4 | 4 | 3 | 1 | 4 | 2 | 0 | 1 | 8 |
| 30 Abasi Ogunwami | 17:47 | 5-10 | 0-0 | 0-0 | 5 | 5 | 10 | 2 | 4 | 0 | 0 | 0 | 14 |
| 4 Tyree Eady | 09:28 | 1-2 | 1-2 | 0-0 | 1 | 0 | 1 | 0 | 1 | 0 | 0 | 0 | 12 |
| 15 Tyler Perry | 07:56 | 0-10 | 0-7 | 14-14 | 1 | 3 | 1 | 1 | 8 | 19 | 2 | 0 | 14 |
| 10 Kaleb Humphrey | 16:20 | 2-5 | 0-1 | 0-2 | 0 | 2 | 3 | 3 | 3 | 0 | 0 | 0 | 4 |
| 15 Ruben Jones | 34:39 | 2-7 | 1-3 | 1-2 | 1 | 2 | 1 | 1 | 6 | 2 | 0 | 0 | 13 |
| 13 Rashad Brown | 07:06 | 1-2 | 0-0 | 1-4 | 0 | 0 | 2 | 0 | 2 | 0 | 0 | 0 | 4 |
| 14 Malique Bissoko | 07:36 | 2-2 | 0-0 | 1-1 | 2 | 1 | 4 | 0 | 1 | 0 | 0 | 0 | 1 |
| 10 Rashad Brown | 00:07 | 0-0 | 0-0 | 0-0 | 0 | 0 | 0 | 0 | 0 | 0 | 0 | 0 | 0 |
| 3 Christian Moore | 00:07 | 0-0 | 0-0 | 0-0 | 0 | 0 | 0 | 0 | 0 | 0 | 0 | 0 | 1 |
| 15 Aam Mattu | 00:07 | 0-0 | 0-0 | 0-0 | 0 | 0 | 0 | 0 | 0 | 0 | 0 | 0 | 1 |
| 23 Chris Morgan | 00:07 | 0-0 | 0-0 | 0-0 | 0 | 0 | 0 | 0 | 0 | 0 | 0 | 0 | 1 |
| Team | | | | | 2 | 3 | 0 | 0 | 0 | 0 | 0 | 0 | 0 |
| Totals | 18:43 | 13 | 5 | 25 | 26 | 30 | 24 | 10 | 24 | 10 | 2 | 1 | 14 |

Technical Fouls: NONE

Biggest lead 8 (11th 17:38) (15th 07:42)

| Largest lead | MIDDLE | | UNLT | | Points from Turnovers | MIDDLE | UNLT | Period by Period Scoring | |
|---------------------|--------|-------|-------|-------|-----------------------|--------|------|--------------------------|-----|
| | 1st | 2nd | 3rd | 4th | | | | 1st | 2nd |
| Biggest Scoring Run | 11:17 | 17:38 | 15:07 | 17:42 | 18 | 13 | 18 | 30 | 34 |
| Lead Changes | 3 | 3 | 3 | 3 | 13 | 13 | 18 | 30 | 34 |
| Times Tied | 3 | 3 | 3 | 3 | 13 | 13 | 18 | 30 | 34 |
| Time with Lead | 17:39 | 1:22 | 36:23 | 16:13 | 38 | 25 | 66 | | |

31



Official Basketball Box Score - Final
Middle Tenn. at UTEP
2022-23 Men's Basketball

Game Time: 6:00 PM
Game Location: L10
Attendance: 6,044

Officials: Kang Shin, Darryl Cheron, Alexander Thompson

Middle Tenn - 65

| Record: 18-11 (11-7) | | | | | | | | | | | | | |
|------------------------|--------------|-----------|-----------|-----------|-----------|-----------|-----------|-----------|-----------|----------|----------|----------|-----------|
| NO. Name | Min | FG | 3P | FT | Rebounds | Fouls | PTS | AS | TO | ST | Blocks | ± | |
| Min | FG | 3P | FT | Reb | Fouls | PTS | AS | TO | ST | Blk | ± | | |
| 2 DaAndre Dishman | 17:51 | 2-3 | 0-0 | 2-4 | 4 | 3 | 2 | 2 | 3 | 1 | 0 | 1 | 3 |
| 4 Justin Bufford | 16:46 | 4-7 | 0-0 | 2-2 | 4 | 2 | 11 | 1 | 0 | 0 | 0 | 1 | 8 |
| 5 Eli Lawrence | 18:44 | 2-6 | 0-0 | 2-2 | 1 | 1 | 1 | 0 | 1 | 0 | 0 | 0 | 8 |
| 10 Eliak King | 32:41 | 6-14 | 0-1 | 1-3 | 11 | 12 | 13 | 0 | 0 | 0 | 0 | 0 | 17 |
| 24 Camryn Weston | 19:48 | 3-7 | 1-3 | 1-4 | 4 | 4 | 3 | 1 | 1 | 0 | 0 | 2 | 2 |
| 10 Eliak King | 13:46 | 1-4 | 0-0 | 0-0 | 1 | 1 | 2 | 0 | 0 | 0 | 0 | 0 | 8 |
| 31 Jared Coleman-Jones | 14:46 | 2-4 | 0-0 | 2-3 | 2 | 0 | 4 | 1 | 1 | 0 | 1 | 0 | 7 |
| 3 Justin Porter | 18:28 | 1-4 | 0-0 | 0-0 | 1 | 1 | 1 | 0 | 1 | 0 | 0 | 0 | 7 |
| 12 Teatable Leonard | 23:08 | 3-5 | 0-0 | 1-2 | 3 | 4 | 6 | 1 | 0 | 2 | 2 | 0 | 4 |
| 11 Tyler Milin | 04:52 | 0-0 | 0-0 | 0-0 | 0 | 0 | 0 | 0 | 0 | 0 | 0 | 0 | 3 |
| 13 Trevon Smith | 04:52 | 0-0 | 0-0 | 0-0 | 0 | 0 | 0 | 0 | 0 | 0 | 0 | 0 | 3 |
| Team | | | | | 2 | 2 | 1 | 0 | 0 | 0 | 0 | 0 | 0 |
| Totals | 24:52 | 32 | 10 | 19 | 33 | 47 | 35 | 13 | 11 | 3 | 1 | 1 | 12 |

Technical Fouls: NONE

UTEP - 77

| Record: 14-17 (7-8) | | | | | | | | | | | | | |
|----------------------|-------|-----|-----|-----|----------|-------|-----|----|----|-----|--------|---|----|
| NO. Name | Min | FG | 3P | FT | Rebounds | Fouls | PTS | AS | TO | ST | Blocks | ± | |
| Min | FG | 3P | FT | Reb | Fouls | PTS | AS | TO | ST | Blk | ± | | |
| 13 Calvin Solomon | 17:31 | 3-8 | 0-0 | 1-1 | 3 | 4 | 8 | 1 | 3 | 2 | 0 | 0 | 8 |
| 21 Javon Grayson | 17:29 | 6-7 | 1-1 | 0-0 | 2 | 1 | 13 | 0 | 0 | 1 | 0 | 0 | 5 |
| 29 Chris Frazier III | 16:36 | 5-6 | 0-0 | 2-2 | 1 | 3 | 2 | 1 | 0 | 0 | 0 | 0 | 19 |
| 2 The Hardy | 08:40 | | | | | | | | | | | | |



- 2022-23 BOX SCORES -

33



Official Basketball Box Score - Final
Middle Tenn. at Fla. Atlantic
02-10-23 7:00 PM (Eastern)

Game Time: 1:00 PM
Game Duration: 2:15
Attendance: 2,045

Officials: Gary Maxwell, Dexter George, Tyler Kuntz

| Middle Tenn. - 85 | | Record: 19-14 | | | | | | | | | | Shooting % Period | | | | | | | | | | | | | | | | | | | | |
|-------------------|---------------------|---------------|-------|------|-----|-----|-----|-----|----|----|----|-------------------|------|-------|-----|-----|-----|-----|-----|-----|-----|---|---|---|---|---|--|--|--|--|--|--|
| NO. | Name | Pos | Min | pts | reb | ast | stl | blk | tp | fg | ft | pts | reb | ast | stl | blk | pts | reb | ast | stl | blk | | | | | | | | | | | |
| 2 | DuAnya Dabman | F | 31:47 | 7:17 | 9:0 | 3:4 | 5 | 6 | 11 | 3 | 17 | 1 | 2 | 0 | 0 | 0 | 1 | 8 | | | | | | | | | | | | | | |
| 4 | Jashin Buford | G | 30:25 | 2:6 | 2:6 | 2:0 | 2 | 1 | 3 | 1 | 2 | 8 | 0 | 0 | 0 | 1 | 0 | 1 | | | | | | | | | | | | | | |
| 10 | Elias King | G | 34:05 | 5:9 | 2:5 | 0:0 | 1 | 5 | 6 | 0 | 1 | 13 | 0 | 1 | 0 | 0 | 0 | 0 | | | | | | | | | | | | | | |
| 12 | Taibale Leonard | G | 09:40 | 1:1 | 0:0 | 1:1 | 0 | 0 | 0 | 4 | 2 | 0 | 0 | 0 | 0 | 0 | 0 | 0 | | | | | | | | | | | | | | |
| 24 | Cameron Watson | G | 28:05 | 1:1 | 0:5 | 4:4 | 2 | 2 | 4 | 4 | 3 | 6 | 0 | 0 | 0 | 0 | 0 | 0 | | | | | | | | | | | | | | |
| 5 | EJ Lawrence | G | 30:57 | 4:9 | 0:4 | 0:0 | 0 | 0 | 0 | 4 | 9 | 8 | 0 | 1 | 1 | 0 | 0 | 4 | | | | | | | | | | | | | | |
| 1 | Tyler Miller | F | 35:11 | 1:2 | 0:1 | 0:0 | 0 | 0 | 0 | 0 | 2 | 0 | 0 | 0 | 0 | 0 | 0 | 0 | | | | | | | | | | | | | | |
| 3 | Jashin Porter | F | 12:24 | 1:4 | 0:2 | 0:0 | 0 | 1 | 1 | 2 | 2 | 0 | 0 | 0 | 0 | 0 | 0 | 0 | | | | | | | | | | | | | | |
| 21 | Jared Coleman-Jones | F | 20:13 | 2:2 | 0:3 | 0:2 | 0 | 1 | 2 | 1 | 6 | 0 | 0 | 0 | 0 | 0 | 0 | 0 | | | | | | | | | | | | | | |
| Totals | | | | | | | | | | | | 24:43 | 6:25 | 12:14 | 15 | 21 | 35 | 19 | 17 | 15 | 7 | 8 | 1 | 1 | 1 | 3 | | | | | | |

Shooting % Period
1st 9:03 29.0%

2nd 9:03 0.0%

3rd 9:03 7.6%

4th 9:03 15.52%

OT 9:03 5.13%

FT 24:43 28.1%

3PT 12:14 25.7%

4th 12:14 25.7%

OT 12:14 25.7%

FT 12:14 25.7%

3PT 12:14 25.7%

OT 12:14 25.7%

FT 12:14 25.7%

3PT 12:14 25.7%

OT 12:14 25.7%

FT 12:14 25.7%

3PT 12:14 25.7%

OT 12:14 25.7%

FT 12:14 25.7%

3PT 12:14 25.7%

OT 12:14 25.7%

FT 12:14 25.7%

3PT 12:14 25.7%

OT 12:14 25.7%

FT 12:14 25.7%

3PT 12:14 25.7%

OT 12:14 25.7%

FT 12:14 25.7%

3PT 12:14 25.7%

OT 12:14 25.7%

FT 12:14 25.7%

3PT 12:14 25.7%

OT 12:14 25.7%

FT 12:14 25.7%

3PT 12:14 25.7%

OT 12:14 25.7%

FT 12:14 25.7%

3PT 12:14 25.7%

OT 12:14 25.7%

FT 12:14 25.7%

3PT 12:14 25.7%

OT 12:14 25.7%

FT 12:14 25.7%

3PT 12:14 25.7%

OT 12:14 25.7%

FT 12:14 25.7%

3PT 12:14 25.7%

OT 12:14 25.7%

FT 12:14 25.7%

3PT 12:14 25.7%

OT 12:14 25.7%

FT 12:14 25.7%

3PT 12:14 25.7%

OT 12:14 25.7%

FT 12:14 25.7%

3PT 12:14 25.7%

OT 12:14 25.7%

FT 12:14 25.7%

3PT 12:14 25.7%

OT 12:14 25.7%

FT 12:14 25.7%

3PT 12:14 25.7%

OT 12:14 25.7%

FT 12:14 25.7%

3PT 12:14 25.7%

OT 12:14 25.7%

FT 12:14 25.7%

3PT 12:14 25.7%

OT 12:14 25.7%

FT 12:14 25.7%

3PT 12:14 25.7%

OT 12:14 25.7%

FT 12:14 25.7%

3PT 12:14 25.7%

OT 12:14 25.7%

FT 12:14 25.7%

3PT 12:14 25.7%

OT 12:14 25.7%

FT 12:14 25.7%

3PT 12:14 25.7%

OT 12:14 25.7%

FT 12:14 25.7%

3PT 12:14 25.7%

OT 12:14 25.7%

FT 12:14 25.7%

3PT 12:14 25.7%

OT 12:14 25.7%

FT 12:14 25.7%

3PT 12:14 25.7%

OT 12:14 25.7%

FT 12:14 25.7%

3PT 12:14 25.7%

OT 12:14 25.7%

FT 12:14 25.7%

3PT 12:14 25.7%

OT 12:14 25.7%

FT 12:14 25.7%

3PT 12:14 25.7%

OT 12:14 25.7%

FT 12:14 25.7%

3PT 12:14 25.7%

OT 12:14 25.7%

FT 12:14 25.7%

3PT 12:14 25.7%

OT 12:14 25.7%

FT 12:14 25.7%

3PT 12:14 25.7%

OT 12:14 25.7%

FT 12:14 25.7%

3PT 12:14 25.7%

OT 12:14 25.7%

FT 12:14 25.7%

3PT 12:14 25.7%

OT 12:14 25.7%

| Fla. Atlantic - 88 | | Record: 30-3 | | | | | | | | | | Shooting % Period | | | | | | | | | | | | | | | | | | | |
|--------------------|--------------------|--------------|-------|------|-----|-----|-----|-----|----|----|----|-------------------|-------|-------|-----|-----|-----|-----|-----|-----|-----|----|---|---|---|---|--|--|--|--|--|
| NO. | Name | Pos | Min | pts | reb | ast | stl | blk | tp | fg | ft | pts | reb | ast | stl | blk | pts | reb | ast | stl | blk | | | | | | | | | | |
| 50 | Wadsworth Golden | F | 18:22 | 3:4 | 0:0 | 0:0 | 0 | 0 | 0 | 2 | 2 | 8 | 0 | 0 | 0 | 1 | 0 | 8 | | | | | | | | | | | | | |
| 1 | Jarrell Davis | G | 30:28 | 6:9 | 1:2 | 5:6 | 1 | 3 | 4 | 3 | 16 | 0 | 2 | 4 | 0 | 0 | 1 | | | | | | | | | | | | | | |
| 2 | Nick Boyd | G | 22:07 | 2:6 | 1:5 | 0:0 | 0 | 2 | 2 | 3 | 1 | 5 | 2 | 0 | 0 | 0 | 0 | 4 | | | | | | | | | | | | | |
| 4 | Bryan Cipriani | G | 26:28 | 2:6 | 4:5 | 0:1 | 0 | 2 | 2 | 4 | 10 | 3 | 6 | 0 | 0 | 0 | 0 | 4 | | | | | | | | | | | | | |
| 15 | Rhigie Martin | G | 20:38 | 5:13 | 2:5 | 5:7 | 2 | 4 | 5 | 4 | 17 | 1 | 0 | 0 | 0 | 0 | 0 | 4 | | | | | | | | | | | | | |
| 12 | Jalen Gaffney | F | 21:54 | 0:3 | 0:0 | 2:2 | 0 | 5 | 5 | 1 | 2 | 2 | 0 | 0 | 1 | 0 | 0 | 8 | | | | | | | | | | | | | |
| 3 | Camarillo Riosado | F | 21:27 | 1:2 | 0:0 | 4:6 | 1 | 4 | 5 | 2 | 3 | 8 | 0 | 0 | 0 | 1 | 4 | | | | | | | | | | | | | | |
| 11 | Michael Forrest | F | 09:58 | 2:2 | 0:0 | 0:0 | 0 | 1 | 1 | 1 | 4 | 0 | 1 | 0 | 0 | 0 | 0 | 8 | | | | | | | | | | | | | |
| 20 | Brandon Weathermon | F | 13:25 | 0:3 | 0:3 | 0:0 | 0 | 0 | 2 | 1 | 0 | 1 | 0 | 0 | 0 | 0 | 2 | | | | | | | | | | | | | | |
| Totals | | | | | | | | | | | | 21:46 | 16:17 | 20:28 | 7 | 25 | 32 | 17 | 18 | 28 | 2 | 11 | 3 | 1 | 1 | 3 | | | | | |

Shooting % Period
1st 10:21 37.1%

2nd 9:03 40.0%

3rd 9:03 9.12%

4th 9:03 9:25 36.9%

OT 9:03 2.7%

FT 21:46 45.7%

3PT 16:17 28.0%

FT 16:17 28.0%

3PT 16:17 28.0%

OT 16:17 28.0%

FT 16:17 28.0%

3PT 16:17 28.0%

OT 16:17 28.0%

FT 16:17 28.0%

3PT 16:17 28.0%

OT 16:17 28.0%

FT 16:17 28.0%

3PT 16:17 28.0%

OT 16:17 28.0%

FT 16:17 28.0%

3PT 16:17 28.0%

OT 16:17 28.0%

FT 16:17 28.0%

3PT 16:17 28.0%

OT 16:17 28.0%

FT 16:17 28.0%

3PT 16:17 28.0%

OT 16:17 28.0%

FT 16:17 28.0%

3PT 16:17 28.0%

OT 16:17 28.0%

FT 16:17 28.0%

3PT 16:17 28.0%

OT 16:17 28.0%

FT 16:17 28.0%

3PT 16:17 28.0%

OT 16:17 28.0%

FT 16:17 28.0%

3PT 16:17 28.0%

OT 16:17 28.0%

FT 16:17 28.0%

3PT 16:17 28.0%

OT 16:17 28.0%

FT 16:17 28.0%

3PT 16:17 28.0%

OT 16:17 28.0%

FT 16:17 28.0%

3PT 16:17 28.0%

OT 16:17 28.0%

FT 16:17 28.0%

3PT 16:17 28.0%

OT 16:17 28.0%

FT 16:17 28.0%

3PT 16:17 28.0%

OT 16:17 28.0%

FT 16:17 28.0%

3PT 16:17 28.0%

OT 16:17 28.0%

FT 16:17 28.0%

3PT 16:17 28.0%</

- CONFERENCE USA REVIEW -

**BLUE
RAIDER**

BASKETBALL

CONFERENCE USA STANDINGS

| Team | CUSA | Pct. | Overall | Pct. |
|------------------|------|------|---------|------|
| Florida Atlantic | 18-2 | .900 | 35-4 | .897 |
| North Texas | 16-4 | .800 | 31-7 | .816 |
| UAB | 14-6 | .700 | 29-10 | .744 |
| Middle Tennessee | 11-9 | .550 | 19-14 | .576 |
| Charlotte | 9-11 | .450 | 22-14 | .611 |
| Rice | 8-12 | .400 | 19-16 | .543 |
| WKU | 8-12 | .400 | 17-16 | .515 |
| FIU | 8-12 | .400 | 14-18 | .438 |
| LA Tech | 7-13 | .350 | 15-18 | .455 |
| UTEP | 7-13 | .350 | 14-18 | .438 |
| UTSA | 4-16 | .200 | 10-22 | .312 |

STATISTICAL RANKINGS IN CUSA

Team (All Games)

| | |
|-----------------------|-------------|
| Scoring Offense | 7th (70.1) |
| Scoring Defense | 4th (67.8) |
| Scoring Margin | 5th (+2.3) |
| Field Goal % | 5th (.453) |
| Field Goal % Defense | 9th (.448) |
| 3-Point FG % | 8th (.338) |
| 3-Point FG % Defense | 7th (.355) |
| Free Throw % | 10th (.683) |
| Rebounding Offense | 9th (33.6) |
| Rebounding Defense | 3rd (31.7) |
| Rebounding Margin | 6th (+1.9) |
| Assists | 10th (10.8) |
| Blocked Shots | 2nd (4.8) |
| Steals | 5th (7.6) |
| Turnover Margin | 3rd (+1.6) |
| Assist/Turnover Ratio | 9th (0.81) |

Individual (All Games)

| | |
|----------------------------|-------------|
| <i>Eli Lawrence</i> | |
| Points Per Game | 16th (12.2) |
| <i>Camryn Weston</i> | |
| Points Per Game | 25th (10.6) |
| Assists Per Game | 10th (2.8) |
| <i>Teafale Lenard, Jr.</i> | |
| Blocks Per Game | 2nd (1.8) |
| Steals Per Game | 8th (1.6) |
| <i>Justin Bufford</i> | |
| Blocks Per Game | 10th (1.0) |

CONFERENCE USA SUPERLATIVES

| Player of the Year | Pos. | Class | School |
|-------------------------------|------------------|-------|------------------|
| Taylor Perry | G | Sr. | North Texas |
| Freshman of the Year | Pos. | Class | School |
| Arturo Dean | G | Fr. | FIU |
| Newcomer of the Year | Pos. | Class | School |
| Kai Huntsberry | G | Jr. | North Texas |
| Defensive POY | Pos. | Class | School |
| Jamarion Sharp | C | Sr. | WKU |
| Sixth POY | Pos. | Class | School |
| Johnell Davis | G | So. | Florida Atlantic |
| First Team | Pos. | Class | School |
| Denver Jones | G | So. | FIU |
| Johnell Davis | G | So. | Florida Atlantic |
| Alijah Martin | G | So. | Florida Atlantic |
| Taylor Perry | G | Sr. | North Texas |
| Jordan Walker | G | Jr. | UAB |
| Second Team | Pos. | Class | School |
| Brice Williams | G | R-Jr. | Charlotte |
| <i>Eli Lawrence</i> | G | Jr. | MTSU |
| Max Fiedler | F | Jr. | Rice |
| Quincy Olivari | G | Jr. | Rice |
| Dayvion McKnight | G | Jr. | WKU |
| Third Team | Pos. | Class | School |
| Vladislav Goldin | C | So. | Florida Atlantic |
| Isaiah Crawford | F | Jr. | LA Tech |
| Abou Ousmane | F | Jr. | North Texas |
| Trey Jemison | C | Sr. | UAB |
| Jamarion Sharp | C | Sr. | WKU |
| All-Freshman Team | Pos. | Class | School |
| Arturo Dean | G | Fr. | FIU |
| Dashon Gittens | G | Fr. | FIU |
| Jordan Crawford | G | Fr. | LA Tech |
| Mekhi Mason | G | Fr. | Rice |
| DJ Richards | G | Fr. | UTSA |
| All-Defensive Team | Pos. | Class | School |
| Arturo Dean | G | Fr. | FIU |
| <i>Teafale Lenard, Jr.</i> | G | So. | MTSU |
| Rubin Jones | G | Jr. | North Texas |
| Trey Jemison | C | Sr. | UAB |
| Jamarion Sharp | C | Jr. | WKU |
| Gene Bartow Coach of the Year | School | | |
| Dusty May | Florida Atlantic | | |

All-Conference USA Honorable Mention

Aly Khalifa, Lu'Cye Patterson, Charlotte; Arturo Dean, FIU; Keaston Willis, LA Tech; DeAndre Dishman, Teafale Lenard, Jr., Camryn Weston, Middle Tennessee; Travis Eevee, Rice; KJ Buffen, Eric Gaines, UAB; Jacob Germany, Japhet Medor, UTSA; Emmanuel Akot, WKU



2021-22 REVIEW



MIDDLE TENNESSEE MEN'S BASKETBALL

HISTORY/RECORDS



- INDIVIDUAL RECORDS -

POINTS

Game

| | | |
|------|--|----|
| 1. | Mike Milholland vs. Austin Peay (1/23/65) | 44 |
| 2. | Bob Burden vs. Lipscomb (12/1/59) | 43 |
| 3. | Milton Dean vs. SE Missouri (1/14/94) | 41 |
| 4. | Bob Gardner vs. Chattanooga (12/12/66) | 39 |
| t5. | Willie Brown vs. Austin Peay (1/27/68) | 38 |
| t5. | Willie Brown vs. East Tennessee (1/6/69) | 38 |
| t5. | Willie Brown vs. Chattanooga (2/8/68) | 38 |
| t8. | Robert Taylor vs. Austin Peay (3/2/91) | 37 |
| t8. | Tim Sisneros vs. Marshall (2/25/76) | 37 |
| t10. | Bob Williamson vs. Tennessee Tech (2/15/58) | 36 |
| t10. | Jim Drew vs. Tennessee Tech (2/14/70) | 36 |
| t10. | John Price vs. Union (2/20/54) | 36 |
| t10. | Willie Brown vs. WKU (3/2/68) | 36 |
| 14. | Billy Martin vs. WKU (2/19/65) | 35 |
| t15. | James Washington vs. Houston Baptist (2/13/10) | 34 |
| t15. | Reggie Upshaw vs. UAB (1/1/17) | 34 |
| t17. | William Pippen vs. Christian Brothers (12/18/02) | 32 |
| t17. | William Pippen vs. FIU (2/22/03) | 32 |
| t17. | Desmond Yates vs. Houston Baptist (2/7/09) | 32 |
| t17. | Reggie Upshaw vs. Trevecca (12/30/15) | 32 |
| t17. | Nick King at FGCU (12/2/17) | 32 |
| t17. | Nick King vs. North Texas (2/10/18) | 32 |
| t23. | JaCorey Williams vs. Toledo (11/26/16) | 31 |
| t23. | Nick King at Murray State (11/13/17) | 31 |
| t23. | Antonio Green at Marshall (2/16/19) | 31 |
| t23. | Antonio Green vs. Mars Hill (11/13/19) | 31 |
| t23. | Josh Jefferson vs. WKU (1/29/22) | 31 |
| t28. | Jim Drew vs. Florence State (12/18/70) | 30 |
| t28. | Tommy Gunn vs. New Orleans (1/18/03) | 30 |
| t28. | Mike Dean vs. Arkansas State (1/15/04) | 30 |
| t28. | Desmond Yates vs. New Orleans (1/19/08) | 30 |
| t28. | Giddy Potts vs. Florida Atlantic (3/4/17) | 30 |
| t28. | Giddy Potts vs. Marshall (3/11/17) | 30 |
| t28. | Nick King at UAB (12/30/17) | 30 |
| t28. | Antonio Green vs. Lipscomb (12/01/18) | 30 |
| t28. | Antonio Green vs. Maryville (11/5/19) | 30 |
| t28. | Josh Jefferson vs. Charlotte (2/13/22) | 30 |

Season

| | | |
|-----|----------------------------|-----|
| 1. | Nick King (2017-18) | 694 |
| 2. | Kim Cooksey (1985-86) | 623 |
| 3. | JaCorey Williams (2016-17) | 621 |
| 4. | Tim Sisneros (1975-76) | 618 |
| 5. | Willie Brown (1968-69) | 605 |
| 6. | Randy Henry (1988-89) | 604 |
| 7. | Milton Dean (1993-94) | 597 |
| 8. | Chris Rainey (1988-89) | 580 |
| 9. | Antonio Green (2018-19) | 573 |
| 10. | Chris Rainey (1987-88) | 565 |
| 11. | Willie Brown (1967-68) | 556 |
| 12. | Giddy Potts (2016-17) | 552 |
| 13. | Desmond Yates (2008-09) | 550 |
| 14. | Greg Joyner (1978-79) | 544 |

| | | |
|-----|--------------------------|-----|
| 15. | Kim Cooksey (1984-85) | 537 |
| 16. | Kerry Hammonds (1988-89) | 535 |
| 17. | Jerry Beck (1981-82) | 525 |
| 18. | Reggie Upshaw (2016-17) | 523 |
| 19. | Nod Carter (1996-97) | 520 |
| 20. | Bob Martin (1976-77) | 519 |
| 21. | Rick Campbell (1981-82) | 514 |
| 22. | Desmond Yates (2007-08) | 511 |
| 23. | Herman Sykes (1971-72) | 498 |
| 24. | LaRon Dendy (2011-12) | 497 |
| 25. | C.J. Jones (2019-20) | 483 |

Career

| | | |
|------|---------------------------------|-------|
| 1. | Desmond Yates (2006-10) | 1,775 |
| 2. | Giddy Potts (2014-18) | 1,645 |
| 3. | Robert Taylor (1989-93) | 1,622 |
| 4. | Kerry Hammonds (1984-87, 88-89) | 1,616 |
| 5. | Reggie Upshaw (2013-17) | 1,571 |
| 6. | Tommy Gunn (2000-04) | 1,528 |
| 7. | Willie Brown (1966-69) | 1,524 |
| 8. | Randy Henry (1985-89) | 1,484 |
| 9. | Ken Trickey (1951-55) | 1,456 |
| t10. | Tim Sisneros (1972-76) | 1,426 |
| t10. | Chris Rainey (1986-89) | 1,426 |
| 12. | Greg Joyner (1976-79) | 1,424 |
| 13. | Sleepy Taylor (1974-78) | 1,421 |
| 14. | Jerry Beck (1978-82) | 1,401 |
| 15. | Tim Gaither (1992-96) | 1,318 |
| 16. | Kevin Kanaskie (2005-09) | 1,251 |
| 17. | Bob Burden (1958-61) | 1,242 |
| 18. | John Price (1953-59) | 1,215 |
| 19. | Donovan Sims (2017-22) | 1,177 |
| 20. | Warren Kidd (1990-93) | 1,165 |
| 21. | Kim Cooksey (1984-86) | 1,160 |
| 22. | Harry Gupton (1949-52) | 1,154 |
| 23. | Tyrus Baynham (1985-88) | 1,125 |
| 24. | Fred Allen (1973-76) | 1,108 |
| 25. | Doug Shrader (1953-56) | 1,094 |

SCORING AVERAGE

Season

(minimum 15 games)

| | | |
|------|-------------------------|------|
| 1. | Willie Brown (1968-69) | 23.3 |
| 2. | Willie Brown (1967-68) | 23.2 |
| 3. | Robert Taylor (1992-93) | 22.2 |
| t4. | Milton Dean (1993-94) | 22.1 |
| t4. | Tim Sisneros (1975-76) | 22.1 |
| 6. | Nick King (2017-18) | 21.0 |
| 7. | Greg Joyner (1978-79) | 20.9 |
| 8. | Bob Burden (1959-60) | 19.7 |
| 9. | Randy Henry (1988-89) | 19.5 |
| 10. | Herman Sykes (1971-72) | 19.2 |
| 11. | Kim Cooksey (1985-86) | 18.9 |
| 12. | Chris Rainey (1988-89) | 18.7 |
| 13. | Larry Stewart (1963-64) | 18.6 |
| t14. | Bobby Gardner (1965-66) | 18.0 |





- INDIVIDUAL RECORDS -

| | |
|---------------------------------|------|
| t14. Sleepy Taylor (1977-78) | 18.0 |
| t16. Bob Martin (1976-77) | 17.9 |
| t16. Doug Shrader (1955-56) | 17.9 |
| t16. Antonio Green (2018-19) | 17.9 |
| t19. Larry Stewart (1962-63) | 17.7 |
| t19. Jimmy Powell (1972-73) | 17.7 |
| 21. Jerry Beck (1980-81) | 17.5 |
| t22. Bob Williamson (1957-58) | 17.3 |
| t22. Jerry Beck (1980-81) | 17.3 |
| t22. Kim Cooksey (1984-85) | 17.3 |
| t22. Kerry Hammonds (1988-89) | 17.3 |
| t22. JaCorey Williams (2016-17) | 17.3 |

Career

(minimum 40 games)

| | |
|-------------------------------|------|
| 1. Willie Brown (1967-69) | 20.3 |
| t2. Larry Stewart (1963-64) | 18.1 |
| t2. Kim Cooksey (1985-86) | 18.1 |
| t2. Herman Sykes (1971-72) | 18.1 |
| 5. Greg Joyner (1977-79) | 17.6 |
| 6. Bob Burden (1959-61) | 17.5 |
| 7. Jerry Beck (1979-82) | 16.7 |
| 8. Rick Campbell (1981-82) | 16.3 |
| t9. Robert Taylor (1990-93) | 16.2 |
| t9. Jimmy Powell (1973-74) | 16.2 |
| t11. Nod Carter (1996-97) | 16.0 |
| t11. George Sorrell (1974-75) | 16.0 |
| t11. Milton Dean (1993-94) | 16.0 |
| 12. Antonio Green (2018-20) | 15.3 |
| t15. Bob Martin (1977-78) | 15.2 |
| t15. Chris Rainey (1987-89) | 15.2 |
| t15. Jay Cole (1966-67) | 15.2 |
| t15. Mike Dean (2004-05) | 15.2 |
| 19. Render Carden (1954-56) | 14.9 |
| 20. Desmond Yates (2006-10) | 14.7 |

REBOUNDS

Game

| | |
|--|----|
| 1. Mike Milholland vs. Austin Peay (1/23/65) | 32 |
| 2. Bennett Jent vs. Tennessee Tech (1/14/63) | 31 |
| 3. Booker Brown vs. Austin Peay (1/25/69) | 30 |
| t4. Bennett Jent vs. Huntingdon (1/19/63) | 29 |
| t4. Booker Brown vs. UT Martin (12/7/68) | 29 |
| 6. Booker Brown vs. Oral Roberts (12/2/68) | 25 |
| 7. Jerry Hurst vs. Lipscomb (1/7/58) | 24 |
| t8. Booker Brown vs. Athens (1/2/69) | 23 |
| t8. Ed Cannon vs. Parsons (12/17/64) | 23 |
| t8. Jerry Hurst vs. Eastern Kentucky (1/20/58) | 23 |
| t8. Render Carden vs. Austin Peay (1/10/55) | 23 |
| t12. Napoleon Rhodes vs. UNC Greensboro (11/30/02) | 20 |
| t12. Shawn Jones vs. Maine (12/29/13) | 20 |
| 14. Shawn Jones vs. UAB (3/6/14) | 18 |
| 15. Steve Thomas vs. New Mexico State (3/4/05) | 17 |

Season

| | |
|-----------------------------|-----|
| 1. Booker Brown (1968-69) | 429 |
| 2. Warren Kidd (1992-93) | 386 |
| 3. George Sorrell (1974-75) | 373 |
| 4. Warren Kidd (1990-91) | 370 |
| 5. Ken Riley (1967-68) | 338 |
| 6. Bennett Jent (1962-63) | 330 |
| 7. Kerry Hammonds (1988-89) | 319 |
| t8. Jerry Hurst (1956-57) | 316 |
| t8. Ed Cannon (1965-66) | 316 |
| 10. Dwayne Rainey (1987-88) | 312 |

Career

| | |
|------------------------------------|-------|
| 1. Warren Kidd (1990-93) | 1,048 |
| 2. Kerry Hammonds (1984-87, 88-89) | 955 |
| 3. Ken Riley (1967-68, 69-71) | 924 |
| 4. Reggie Upshaw (2013-17) | 910 |
| 5. Tim Sisneros (1972-76) | 846 |
| 6. Jerry Beck (1978-82) | 782 |
| 7. Bennett Jent (1960-63) | 745 |
| 8. Render Carden (1953-56) | 728 |
| 9. Dwayne Rainey (1985-88) | 723 |
| 10. Chris Harris (1978-82) | 707 |
| 11. Ed Cannon (1964-67) | 704 |
| 12. Booker Brown (1968-70) | 697 |
| 13. Art Polk (1966-69) | 692 |
| 14. Randy Henry (1985-89) | 682 |
| 15. Bob Burden (1958-61) | 673 |

REBOUNDING AVERAGE

Season

(minimum 10 games)

| | |
|-----------------------------|------|
| 1. Jerry Hurst (1957-58) | 17.2 |
| 2. Booker Brown (1968-69) | 16.5 |
| 3. Warren Kidd (1992-93) | 14.8 |
| 4. Ken Riley (1967-68) | 14.1 |
| 5. Bennett Jent (1962-63) | 13.8 |
| 6. George Sorrell (1974-75) | 13.3 |
| t7. Ed Cannon (1965-66) | 13.2 |
| t7. Jerry Hurst (1956-57) | 12.6 |
| 9. Bob Williamson (1957-58) | 12.4 |
| 10. Warren Kidd (1990-91) | 12.3 |

Career

(minimum 30 games)

| | |
|-------------------------------|------|
| 1. Jerry Hurst (1956-58) | 14.2 |
| 2. Booker Brown (1968-70) | 13.4 |
| 3. Warren Kidd (1990-93) | 12.6 |
| 4. Ken Riley (1967-68, 69-71) | 12.2 |
| 5. George Sorrell (1973-75) | 12.1 |
| 6. Bennett Jent (1960-63) | 11.6 |
| 7. Ed Cannon (1964-67) | 10.7 |
| 8. Larry Stewart (1962-64) | 10.1 |
| 9. Render Carden (1953-56) | 10.0 |
| 10. Bob Williamson (1956-58) | 9.9 |
| 11. Frank Davis (1955-58) | 9.7 |
| 12. Bob Burden (1958-61) | 9.5 |



- INDIVIDUAL RECORDS -

| | |
|-----------------------------------|-----|
| 13. Jerry Beck (1978-82) | 9.3 |
| 14. Art Polk (1966-69) | 9.2 |
| 15. Aylton Tesch (1995-96, 97-98) | 8.6 |

FIELD GOALS MADE

Game

| | |
|---|----|
| 1. Willie Brown vs. Chattanooga (2/6/68) | 17 |
| t2. Les Gregory vs. Tennessee Tech (3/3/88) | 16 |
| t2. Tim Sisneros vs. Marshall (2/25/76) | 16 |
| t2. Tim Sisneros vs. WKU (2/7/76) | 16 |
| 5. 11 Players Tied | 15 |

Season

| | |
|-------------------------------|-----|
| 1. Kim Cooksey (1985-86) | 278 |
| 2. Randy Henry (1989-89) | 267 |
| 3. Nick King (2017-18) | 259 |
| 4. JaCorey Williams (2016-17) | 258 |
| 5. Tim Sisneros (1975-76) | 257 |
| 6. Willie Brown (1968-69) | 239 |
| 7. Willie Brown (1967-68) | 224 |
| t8. Kim Cooksey (1984-85) | 228 |
| t8. Desmond Yates (2008-09) | 228 |
| 10. Greg Joyner (1978-79) | 223 |

Career

| | |
|------------------------------------|-----|
| 1. Desmond Yates (2006-10) | 714 |
| 2. Randy Henry (1985-89) | 641 |
| 3. Kerry Hammonds (1984-87, 88-89) | 631 |
| 4. Willie Brown (1966-69) | 619 |
| 5. Reggie Upshaw (2013-17) | 598 |
| 6. Greg Joyner (1976-79) | 593 |
| 7. Tim Sisneros (1972-76) | 584 |
| 8. Giddy Potts (2014-18) | 557 |
| 9. Sleepy Taylor (1974-78) | 533 |
| 10. Ken Trickey (1951-55) | 521 |

FIELD GOALS ATTEMPTED

Game

| | |
|---|----|
| t1. Willie Brown vs. UT Martin (2/1/68) | 36 |
| t1. Willie Brown vs. WKU (2/3/68) | 36 |
| t3. Willie Brown vs. Carson Newman (12/18/68) | 34 |
| t3. Willie Brown vs. Chattanooga (2/8/68) | 34 |
| 5. Willie Brown vs. Pan-American (12/21/68) | 31 |
| t6. Bennett Jent vs. Tennessee Tech (1/14/63) | 30 |
| t6. Billy Martin vs. Tennessee Tech (2/2/65) | 30 |
| t6. Doug Shrader vs. Morehead State (2/24/55) | 30 |
| t6. Paul Holland vs. East Tennessee (1/7/61) | 30 |
| t10. Doug Shrader vs. Lincoln Memorial (3/1/55) | 29 |
| t10. Willie Brown at Austin Peay (1/27/68) | 29 |
| t10. Willie Brown at Eastern Kentucky (2/22/69) | 29 |
| t10. Willie Brown at Chattanooga (2/27/69) | 29 |

Season

| | |
|-------------------------------|-----|
| 1. Willie Brown (1968-69) | 603 |
| 2. Kim Cooksey (1985-86) | 589 |
| 3. Willie Brown (1967-68) | 543 |
| t4. Milton Dean (1993-94) | 534 |
| t4. Randy Henry (1988-89) | 534 |
| 6. Nick King (2017-18) | 523 |
| 7. Antonio Green (2018-19) | 521 |
| 8. Kim Cooksey (1984-85) | 486 |
| 9. JaCorey Williams (2016-17) | 484 |
| 10. Tim Sisneros (1975-76) | 451 |

Career

| | |
|------------------------------------|-------|
| 1. Ken Trickey (1951-55) | 1,776 |
| 2. Willie Brown (1966-69) | 1,536 |
| 3. Kerry Hammonds (1984-87, 88-89) | 1,384 |
| 4. Robert Taylor (1989-93) | 1,308 |
| 5. Desmond Yates (2006-10) | 1,291 |
| 6. Giddy Potts (2014-18) | 1,245 |
| 7. Reggie Upshaw (2013-17) | 1,230 |
| 8. Randy Henry (1985-89) | 1,174 |
| 9. Sleepy Taylor (1974-78) | 1,146 |
| 10. Tim Sisneros (1972-76) | 1,105 |

FIELD GOAL PERCENTAGE

Game

| | |
|---|-------------------|
| | (minimum 10 made) |
| 1. Quincy Vance vs. Austin Peay (2/25/91) | 1.000 (11-11) |
| t2. Gerald Harris vs. Alcorn State (12/23/89) | 1.000 (10-10) |
| t2. Warren Kidd vs. FIU (2/2/91) | 1.000 (10-10) |
| t4. Herman Sykes vs. Chattanooga (2/17/72) | .917 (11-12) |
| t4. Cedrick Wallace vs. Martin Methodist (12/20/99) | .917 (11-12) |
| t6. Kerry Hammonds II vs. Louisiana (1/19/13) | .909 (10-11) |
| t6. Bob Martin vs. Morehead State (3/4/77) | .909 (10-11) |
| t6. Chris Ingram vs. Tennessee State (2/24/90) | .909 (10-11) |
| t6. Greg Joyner vs. Bellarmine (12/21/76) | .909 (10-11) |
| t6. Lee Campbell vs. Tennessee State (2/26/86) | .909 (10-11) |
| t6. Quincy Vance vs. Austin Peay (2/17/90) | .909 (10-11) |

Season

| | |
|-------------------------------|-------------------|
| | (minimum 90 made) |
| 1. Warren Kidd (1990-91) | .700 (173-247) |
| 2. Warren Kidd (1991-92) | .664 (156-235) |
| t3. Brandon Walters (2017-18) | .651 (142-218) |
| t3. Kyle Young (2005-06) | .651 (108-166) |
| 5. Theryn Hudson (2007-08) | .647 (108-167) |
| 6. Lee Campbell (1985-86) | .634 (130-205) |
| 7. Warren Kidd (1992-93) | .630 (167-265) |
| 8. Jerry Beck (1981-82) | .621 (180-290) |
| 9. Jerry Beck (1980-81) | .602 (174-289) |
| 10. Quincy Vance (1991-92) | .600 (111-185) |

Career

| | |
|------------------------------|--------------------|
| | (minimum 140 made) |
| 1. Warren Kidd (1990-93) | .664 (496-747) |
| 2. Brandon Walters (2016-18) | .635 (212-334) |
| 3. Theryn Hudson (2005-10) | .607 (253-417) |





- INDIVIDUAL RECORDS -

| | | |
|-----|--------------------------|----------------|
| 4. | Jerry Beck (1978-82) | .592 (513-866) |
| 5. | Bob Martin (1976-78) | .574 (331-577) |
| t6. | Reggie Scurry (2018-20) | .573 (209-365) |
| t6. | Kyle Young (2002-07) | .573 (318-555) |
| 8. | Quincy Vance (1988-92) | .569 (376-661) |
| t9. | Leslie Gregory (1987-88) | .565 (169-299) |
| t9. | Doug Lipscomb (1982-84) | .565 (247-437) |

3-POINT FIELD GOALS MADE

Game

| | | |
|-----|--|----|
| 1. | James Washington vs. Houston Baptist (2/13/10) | 10 |
| t2. | Donovan Sims at Florida Atlantic (1/16/20) | 8 |
| t2. | Giddy Potts vs. Marshall (2/19/15) | 8 |
| t2. | John Humphrey vs. WKU (2/23/02) | 8 |
| t2. | Robert Taylor vs. Tennessee Tech (1/20/92) | 8 |
| t2. | Robert Taylor vs. Austin Peay (3/2/91) | 8 |
| t7. | Eli Lawrence at UTSA (2/1/20) | 7 |
| t7. | Mike Dean vs. Arkansas State (1/15/04) | 7 |
| t7. | Ali McGhee vs. Austin Peay (1/16/99) | 7 |
| t7. | Milton Dean vs. Oral Roberts (12/1/93) | 7 |
| t7. | Robert Taylor vs. Arkansas State (2/26/90) | 7 |
| t7. | Mike Dean vs. Auburn (12/21/04) | 7 |
| t7. | Giddy Potts vs. Charlotte (1/14/16) | 7 |
| t7. | Antonio Green vs. Lipscomb (12/01/18) | 7 |
| t7. | Antonio Green vs. Charlotte (2/07/19) | 7 |
| t7. | Antonio Green at Marshall (2/16/19) | 7 |
| t7. | Jalen Jordan at Marshall (2/13/21) | 7 |
| t7. | Josh Jefferson at WKU (1/29/22) | 7 |

Season

| | | |
|------|----------------------------|-----|
| 1. | Antonio Green (2018-19) | 105 |
| 2. | Giddy Potts (2017-18) | 85 |
| 3. | Chris Rainey (1987-88) | 83 |
| 4. | Giddy Potts (2015-16) | 79 |
| 5. | C.J. Jones (2019-20) | 78 |
| 6. | Robert Taylor (1990-91) | 77 |
| 7. | Antonio Green (2019-20) | 76 |
| 8. | Giddy Potts (2016-17) | 76 |
| 9. | James Washington (2010-11) | 72 |
| t10. | Raymond Cintron (2012-13) | 71 |
| t10. | Josh Jefferson (2021-22) | 71 |

Career

| | | |
|------|----------------------------|-----|
| 1. | Giddy Potts (2014-18) | 286 |
| 2. | Robert Taylor (1989-93) | 222 |
| 3. | Kevin Kanaskie (2005-09) | 207 |
| 4. | Tommy Gunn (2000-04) | 185 |
| 5. | Antonio Green (2018-20) | 181 |
| 6. | Chris Rainey (1986-89) | 180 |
| 7. | Donovan Sims (2017-22) | 177 |
| 8. | Freddie Martinez (1996-01) | 172 |
| 8. | Eli Lawrence (2019-23) | 157 |
| t10. | James Washington (2009-11) | 137 |
| t10. | Raymond Cintron (2011-13) | 137 |

3-POINT FIELD GOALS ATTEMPTED

Game

| | | |
|-----|---|----|
| t1. | Milton Dean vs. Minnesota (12/3/93) | 17 |
| t1. | James Washington vs. Houston Baptist (2/13/10) | 17 |
| 3. | Robert Taylor vs. SE Missouri (1/30/93) | 16 |
| t4. | Robert Taylor vs. Tennessee Tech (1/20/92) | 15 |
| t4. | Antonio Green vs. Charlotte (2/7/19) | 15 |
| t6. | Ali McGhee vs. Austin Peay (1/16/99) | 14 |
| t6. | Freddie Martinez vs. Central Florida (12/12/00) | 14 |
| t6. | Antonio Green at WKU (2/14/19) | 14 |
| t6. | Donovan Sims vs. UAB (3/13/19) | 14 |

Season

| | | |
|-----|----------------------------|-----|
| 1. | Antonio Green (2018-19) | 304 |
| 2. | Antonio Green (2019-20) | 230 |
| 3. | Giddy Potts (2017-18) | 210 |
| 4. | Robert Taylor (1990-91) | 209 |
| 5. | Giddy Potts (2016-17) | 198 |
| 6. | C.J. Jones (2019-20) | 195 |
| 7. | Josh Jefferson (2021-22) | 192 |
| 8. | Kevin Kanaskie (2008-09) | 191 |
| 9. | Kevin Kanaskie (2006-07) | 186 |
| 10. | James Washington (2010-11) | 182 |

Career

| | | |
|-----|-----------------------------|-----|
| 1. | Giddy Potts (2014-18) | 686 |
| 2. | Robert Taylor (1991-93) | 619 |
| 3. | Kevin Kanaskie (2005-09) | 592 |
| 4. | Antonio Green (2018-20) | 534 |
| 5. | Donovan Sims (2017-22) | 519 |
| 6. | Eli Lawrence (2019-23) | 476 |
| 7. | Tommy Gunn (2000-03) | 469 |
| 8. | Freddie Martinez (1996-01) | 451 |
| 9. | Chris Rainey (1986-89) | 382 |
| 10. | Kerry Hammonds II (2010-14) | 365 |

3-POINT FIELD GOAL PERCENTAGE

Game

| | | | |
|------|--|-------------|------------------|
| | | | (minimum 5 made) |
| t1. | Jalen Jordan at Marshall (2/13/21) | 1.000 (7-7) | |
| t2. | Chris Rainey vs. Virginia Tech (11/21/87) | 1.000 (6-6) | |
| t2. | Chris Rainey vs. Wright State (2/8/89) | 1.000 (6-6) | |
| t2. | Mike Buck vs. Florida State (3/16/89) | 1.000 (6-6) | |
| t2. | Freddie Martinez vs. Tennessee State (12/9/00) | 1.000 (6-6) | |
| t2. | Kevin Kanaskie vs. Trevecca (11/14/08) | 1.000 (6-6) | |
| t7. | Chris Rainey vs. Marshall (12/20/86) | 1.000 (5-5) | |
| t7. | Tyrik Dixon vs. WKU (1/14/17) | 1.000 (5-5) | |
| 9. | Giddy Potts vs. Charlotte (1/14/16) | .875 (7-8) | |
| t10. | Chris Rainey vs. Akron (1/26/87) | .833 (5-6) | |
| t10. | Kevin Wallace vs. Akron (12/4/89) | .833 (5-6) | |
| t10. | Robert Taylor vs. Alcorn State (12/15/90) | .833 (5-6) | |
| t10. | Tim Gaither vs. SE Missouri (2/12/96) | .833 (5-6) | |
| t10. | Ed Simpson vs. Southern Miss (2/13/16) | .833 (5-6) | |



- INDIVIDUAL RECORDS -

Season (minimum 35 made)

- Giddy Potts (2015-16) .506 (79-156)
- Jonathan Whitworth (1999-00) .505 (50-99)
- Chris Rainey (1988-89) .468 (65-139)
- Chris Rainey (1987-88) .464 (83-179)
- Kelvin Hammonds (1991-92) .458 (38-83)
- Xavier Habersham (2016-17) .453 (39-86)
- Raymond Cintron (2012-13) .438 (71-162)
- Nod Carter (1996-97) .438 (53-121)
- Mike Dean (2003-04) .437 (62-142)
- Torrey Moore (1996-97) .436 (65-149)

Career

- John Price (1953-54, 57, 59) 441
- Ken Trickey (1951-55) 414
- Bob Burden (1958-61) 394
- Jerry Beck (1978-82) 375
- Robert Taylor (1989-93) 370
- Sleepy Taylor (1974-78) 355
- Kerry Hammonds (1984-87, 88-89) 352
- Kevin Kanaskie (2005-09) 350
- Tim Gaither (1992-96) 331
- Tommy Gunn (2000-04) 307

Career (minimum 60 made)

- Chris Rainey (1986-89) .471 (180-382)
- Jonathan Whitworth (1999-01) .438 (63-144)
- Raymond Cintron (2011-13) .435 (138-317)
- Adam Vogelsberg (2004-05) .417 (68-163)
- Giddy Potts (2014-18) .417 (286-686)
- Nod Carter (1995-97) .412 (106-257)
- Xavier Habersham (2015-17) .407 (61-150)
- Kelvin Hammonds (1990-92) .403 (73-181)
- C.J. Jones (2019-20) .400 (78-195)
- Tommy Gunn (2000-04) .394 (185-469)
- Torrey Moore (1994-97) .394 (87-221)

FREE THROWS ATTEMPTED

Game

- Aylton Tesch vs. Eastern Illinois (2/5/98) 23
- Chester Adair vs. Belmont (12/10/56) 22
- Bob Burden vs. Morehead State (12/7/63) 21
- Doug Lipscomb vs. Austin Peay (1/28/83) 21
- John Price vs. Murray State (1/2/57) 20
- Mike Milholland vs. Morehead State (12/7/63) 20
- John Price vs. Eastern Kentucky (2/1/54) 19
- Mike Milholland vs. Austin Peay (1/23/65) 19
- Seven Players Tied 18

FREE THROWS MADE

Game

- Aylton Tesch vs. Eastern Illinois (2/5/98) 18
- Bob Burden at Lipscomb (1/23/60) 17
- Bob Burden vs. Lipscomb (12/1/59) 17
- Chester Adair vs. Belmont (12/10/56) 17
- Chris Rainey at Austin Peay (1/28/89) 16
- Mike Milholland vs. Austin Peay (1/23/65) 16
- Nod Carter vs. Chattanooga (12/14/96) 16
- Mike Dean vs. Arkansas State (2/17/05) 16
- John Price at Tennessee Tech (1/12/57) 15
- John Price vs. Murray State (1/2/57) 15
- John Price vs. Eastern Kentucky (2/1/54) 15

Season

- LaRon Dendy (2011-12) 235
- John Price (1956-57) 230
- Jerry Beck (1981-82) 225
- Bob Burden (1959-60) 203
- Aylton Tesch (1997-98) 201
- Bob Burden (1960-61) 197
- Don Smith (1958-59) 188
- Nick King (2017-18) 183
- Willie Brown (1968-69) 179
- Jason Jones (2010-11) 178

Season

- Jerry Beck (1981-82) 165
- John Price (1956-57) 157
- Bob Burden (1959-60) 148
- Don Smith (1959-60) 144
- Aylton Tesch (1997-98) 138
- Bob Burden (1960-61) 135
- LaRon Dendy (2011-12) 135
- Nick King (2017-18) 134
- James Washington (2010-11) 133
- Sleepy Taylor (1977-78) 133

Career

- Ken Trickey (1951-55) 673
- John Price (1952-54, 57, 59) 670
- Bob Burden (1958-61) 562
- Kerry Hammonds (1984-87, 88, 89) 498
- Jerry Beck (1978-82) 493
- Reggie Upshaw (2013-17) 482
- Robert Taylor (1989-93) 460
- Sleepy Taylor (1974-78) 447
- Kevin Kanaskie (2005-09) 431
- Doug Shrader (1952-56) 430

FREE THROW PERCENTAGE

Game (minimum 10 made)

- Don Smith vs. East Tennessee (1/9/60) 1.000 (16-16)
- Quincy Vance vs. Arkansas State (2/26/90) 1.000 (14-14)
- Josh Jefferson vs. SFA (11/19/21) 1.000 (14-14)
- Sleepy Taylor vs. Eastern Kentucky (1/9/78) 1.000 (13-13)





- INDIVIDUAL RECORDS -

| | | |
|------|---|---------------|
| t5. | Sleepy Taylor vs. Tennessee Tech (2/8/75) | 1.000 (12-12) |
| t5. | Dan Midgett vs. Eastern Kentucky (2/13/64) | 1.000 (12-12) |
| t5. | Kevin Kanaskie vs. Florida Atlantic (2/23/08) | 1.000 (12-12) |
| t5. | Raymond Cintron vs. Louisiana (1/7/11) | 1.000 (12-12) |
| t9. | Adam Vogelsberg vs. Louisville (12/20/05) | 1.000 (11-11) |
| t9. | Sleepy Taylor vs. Tennessee Tech (2/5/77) | 1.000 (11-11) |
| t9. | Don Smith vs. Louisiana (12/5/59) | 1.000 (11-11) |
| t9. | Tommy Gunn vs. Denver (2/9/03) | 1.000 (11-11) |
| t9. | Richard Duncan vs. Morehead State (1/6/97) | 1.000 (11-11) |
| t9. | Donovan Sims vs. Marshall (2/24/22) | 1.000 (11-11) |
| t15. | Kevin Kanaskie vs. Louisiana (1/29/09) | 1.000 (10-10) |
| t15. | Nick King vs. FGCU (11/21/17) | 1.000 (10-10) |

| | | |
|-----|--------------------------|-----|
| 5. | Kevin Kanaskie (2006-07) | 185 |
| 6. | Tweety Knight (2013-14) | 152 |
| 7. | Chris Rainey (1987-88) | 149 |
| 8. | Lewis Mack (1976-77) | 144 |
| 9. | Gerald Harris (1989-90) | 143 |
| 10. | Richard Duncan (1998-99) | 142 |

Season

(minimum 50 made)

| | | |
|-----|----------------------------|----------------|
| 1. | Adam Vogelsberg (2005-06) | .908 (108-119) |
| 2. | Lee Nosse (1999-00) | .892 (83-93) |
| 3. | Stan Sumrell (1969-70) | .882 (60-68) |
| 4. | Donovan Sims (2021-22) | .882 (82-93) |
| 5. | Nod Carter (1995-96) | .881 (104-118) |
| 6. | Antonio Green (2018-19) | .874 (76-87) |
| 7. | Josh Jefferson (2021-22) | .871 (81-93) |
| 8. | C.J. Jones (2019-20) | .870 (67-77) |
| 9. | James Washington (2010-11) | .864 (133-154) |
| 10. | Giddy Potts (2017-18) | .863 (69-80) |

Career

| | | |
|-----|----------------------------|-----|
| 1. | Kevin Kanaskie (2005-09) | 485 |
| 2. | Gerald Harris (1986-90) | 463 |
| 3. | Duane Washington (1985-87) | 452 |
| 4. | Richard Duncan (1996-99) | 399 |
| 5. | Donovan Sims (2017-22) | 349 |
| 6. | Tim Gaither (1992-96) | 342 |
| 7. | Chris Rainey (1986-89) | 326 |
| 8. | James Johnson (1984-86) | 313 |
| 9. | Pancakes Perry (1979-83) | 303 |
| 10. | Nigel Johnson (2006-09) | 292 |

Career

(minimum 100 made)

| | | |
|-----|----------------------------|----------------|
| 1. | Adam Vogelsberg (2005-06) | .908 (108-119) |
| 2. | Antonio Green (2018-20) | .852 (138-162) |
| 3. | Nod Carter (1994-97) | .836 (225-269) |
| 4. | James Washington (2009-11) | .821 (243-296) |
| 5. | Lee Nosse (1997-00, '02) | .819 (258-315) |
| 6. | Mike Buck (1988-92) | .815 (119-146) |
| 7. | Kevin Kanaskie (2005-09) | .812 (350-431) |
| 8. | Robert Taylor (1989-93) | .804 (370-460) |
| 9. | Giddy Potts (2014-18) | .803 (245-305) |
| 10. | Duane Washington (1985-87) | .800 (120-150) |

ASSISTS AVERAGE

Season

(minimum 10 games)

| | | |
|-----|----------------------------|-----|
| 1. | Duane Washington (1986-87) | 8.8 |
| 2. | Gerald Harris (1988-89) | 6.7 |
| 3. | James Johnson (1985-86) | 6.0 |
| t4. | Kevin Kanaskie (2006-07) | 5.8 |
| t4. | Duane Washington (1985-86) | 5.8 |
| 6. | Gerald Harris (1989-90) | 5.3 |
| 7. | Greg Christian (1990-91) | 5.2 |
| 8. | Lewis Mack (1976-77) | 5.0 |
| t9. | Greg Armstrong (1978-79) | 4.9 |
| t9. | Lewis Mack (1975-76) | 4.9 |

Career

(minimum 30 games)

| | | |
|-----|----------------------------|-----|
| 1. | Duane Washington (1985-87) | 7.2 |
| 2. | James Johnson (1984-86) | 5.0 |
| 3. | Lewis Mack (1975-77) | 4.9 |
| 4. | Gerald Harris (1986-90) | 4.6 |
| 5. | Richard Duncan (1996-99) | 4.4 |
| 6. | Greg Armstrong (1977-79) | 4.3 |
| 7. | Kevin Kanaskie (2005-09) | 3.9 |
| 8. | Eric Parham (2001-03) | 3.8 |
| t9. | Bruce Massey (2011-13) | 3.6 |
| t9. | Tweety Knight (2012-14) | 3.6 |

ASSISTS

Game

| | | |
|-----|---|----|
| 1. | James Johnson vs. Freed-Hardeman (1/2/86) | 20 |
| t2. | Duane Washington vs. Eastern Kentucky (1/19/87) | 16 |
| t2. | Duane Washington vs. Morehead State (2/24/86) | 16 |
| 4. | Duane Washington vs. Tennessee Tech (1/5/87) | 15 |
| t5. | Greg Christian vs. Kennesaw State (11/26/90) | 14 |
| t5. | Lewis Mack vs. Little Rock (12/1/76) | 14 |
| t7. | Kevin Kanaskie vs. Louisiana (1/27/07) | 13 |
| t7. | Duane Washington vs. Alabama State (1/15/86) | 13 |
| t7. | Gerald Harris vs. Austin Peay (2/13/89) | 13 |
| t7. | James Johnson vs. Armstrong State (12/14/85) | 13 |
| t7. | James Johnson vs. Clemson (12/15/84) | 13 |

Season

| | | |
|----|----------------------------|-----|
| 1. | Duane Washington (1986-87) | 255 |
| 2. | Gerald Harris (1988-89) | 207 |
| 3. | Duane Washington (1985-86) | 197 |
| 4. | James Johnson (1985-86) | 192 |

STEALS

Game

| | | |
|-----|---|----|
| 1. | Richard Duncan vs. Eastern Kentucky (2/20/99) | 12 |
| 2. | Roni Bailey vs. Montreat (11/27/96) | 9 |
| t3. | Duane Washington vs. Tennessee Tech (1/15/87) | 8 |
| t3. | Duane Washington vs. Eastern Kentucky (1/19/87) | 8 |
| t3. | James Johnson vs. South Carolina (11/29/85) | 8 |
| t6. | James Johnson vs. Murray State (2/28/85) | 7 |
| t6. | Richard Duncan vs. UT Martin (1/28/99) | 7 |



- INDIVIDUAL RECORDS -

Season

| | | |
|------|-------------------------------|----|
| 1. | Duane Washington (1986-87) | 93 |
| 2. | Richard Duncan (1998-99) | 87 |
| 3. | James Johnson (1985-86) | 73 |
| 4. | Tweety Knight (2013-14) | 66 |
| 5. | James Johnson (1984-85) | 63 |
| 6. | Fernando Ortiz (1999-00) | 60 |
| t7. | Richard Duncan (1997-98) | 54 |
| t7. | Bruce Massey (2011-12) | 54 |
| 9. | Teafale Lenard, Jr. (2022-23) | 53 |
| t10. | James Washington (2010-11) | 52 |
| t10. | Tim Gaither (1993-94) | 52 |

Career

| | | |
|-----|----------------------------|-----|
| 1. | Richard Duncan (1996-99) | 190 |
| t2. | Tommy Gunn (2000-04) | 156 |
| t2. | Donovan Sims (2017-22) | 156 |
| 4. | Reggie Upshaw (2013-17) | 151 |
| 5. | Giddy Potts (2014-18) | 148 |
| 6. | Tim Gaither (1992-96) | 145 |
| 7. | Gerald Harris (1986-90) | 139 |
| 8. | James Johnson (1984-86) | 136 |
| 9. | Duane Washington (1985-87) | 134 |
| 10. | Kevin Kanaskie (2005-09) | 127 |

STEALS AVERAGE

Season

(minimum 10 games)

| | | |
|------|----------------------------|-----|
| 1. | Duane Washington (1986-87) | 3.2 |
| 2. | Richard Duncan (1998-99) | 2.8 |
| 3. | James Johnson (1985-86) | 2.3 |
| 4. | Fernando Ortiz (1999-00) | 2.1 |
| t5. | James Johnson (1984-85) | 2.0 |
| t5. | Tim Gaither (1993-94) | 2.0 |
| t5. | Tweety Knight (2013-14) | 2.0 |
| t8. | Richard Duncan (1997-98) | 1.9 |
| t8. | Gerald Harris (1989-90) | 1.9 |
| t10. | Aylton Tesch (1997-98) | 1.8 |
| t10. | Gerald Harris (1987-88) | 1.8 |

Career

(minimum 30 games)

| | | |
|-----|------------------------------|-----|
| 1. | James Johnson (1984-86) | 2.2 |
| t2. | Duane Washington (1985-87) | 2.1 |
| t2. | Richard Duncan (1996-99) | 2.1 |
| 4. | Fernando Ortiz (1999-01) | 2.0 |
| t5. | Aylton Tesch (1995-96,97-98) | 1.6 |
| t5. | Tweety Knight (2012-14) | 1.6 |
| t7. | James Washington (2009-11) | 1.5 |
| t7. | Bruce Massey (2011-13) | 1.5 |
| t9. | Cedrick Wallace (1998-00) | 1.4 |
| t9. | Tim Gaither (1992-96) | 1.4 |
| t9. | Gerald Harris (1986-90) | 1.4 |
| t9. | Kim Cooksey (1984-86) | 1.4 |
| t9. | Tommy Gunn (2000-04) | 1.4 |

BLOCKS

Game

| | | |
|-----|--|---|
| 1. | Alex Weekes vs. WKU (2/26/04) | 8 |
| t2. | Warren Kidd vs. Tennessee State (2/17/92) | 7 |
| t2. | Warren Kidd vs. Austin Peay (2/22/92) | 7 |
| t4. | Shawn Jones vs. South Alabama (2/21/13) | 6 |
| t4. | Lee Nosse vs. Southeast Missouri (1/10/00) | 6 |
| t4. | Lee Nosse vs. Eastern Kentucky (1/23/99) | 6 |
| t4. | Lee Nosse vs. Morehead State (2/18/99) | 6 |
| t4. | Lee Nosse vs. Little Rock (1/26/02) | 6 |
| t4. | Quincy Vance vs. Morehead State (1/26/90) | 6 |
| t4. | Warren Kidd vs. Morehead State (1/25/92) | 6 |
| t4. | Warren Kidd vs. South Carolina State (1/30/91) | 6 |
| t4. | Warren Kidd vs. Kennesaw State (11/26/90) | 6 |
| t4. | Shawn Jones vs. Tulane (2/13/14) | 6 |
| t4. | Teafale Lenard, Jr. vs. Belmont (12/10/22) | 6 |

Season

| | | |
|-----|-------------------------------|----|
| 1. | Warren Kidd (1990-91) | 70 |
| 2. | Shawn Jones (2013-14) | 63 |
| 3. | Warren Kidd (1991-92) | 62 |
| 4. | Teafale Lenard, Jr. (2022-23) | 61 |
| 5. | Teafale Lenard, Jr. (2021-22) | 58 |
| 6. | Lee Nosse (1998-99) | 55 |
| 7. | Warren Kidd (1992-93) | 53 |
| 8. | LaRon Dendy (2011-12) | 48 |
| 9. | Lee Nosse (2001-02) | 45 |
| 10. | Shawn Jones (2012-13) | 43 |

Career

| | | |
|-----|-------------------------------|-----|
| 1. | Warren Kidd (1990-93) | 185 |
| 2. | Lee Nosse (1997-00, '02) | 166 |
| 3. | Shawn Jones (2010-14) | 158 |
| 4. | Teafale Lenard, Jr. (2021-23) | 119 |
| 5. | Reggie Upshaw (2013-17) | 110 |
| 6. | Chris Ingram (1987-91) | 81 |
| 7. | Trevor Ottley (2009-11) | 79 |
| 8. | Theryn Hudson (2005-10) | 69 |
| 9. | Perrin Buford (2014-16) | 62 |
| 10. | Kyle Young (2001-07) | 59 |

BLOCKS AVERAGE

Season

(minimum 10 games)

| | | |
|------|-------------------------------|-----|
| t1. | Warren Kidd (1990-91) | 2.3 |
| t1. | Warren Kidd (1991-92) | 2.3 |
| t3. | Warren Kidd (1992-93) | 2.0 |
| t3. | Lee Nosse (1998-99) | 2.0 |
| 5. | Shawn Jones (2013-14) | 1.9 |
| 6. | Teafale Lenard, Jr. (2022-23) | 1.8 |
| 7. | Teafale Lenard, Jr. (2021-22) | 1.6 |
| 8. | Lee Nosse (2001-02) | 1.6 |
| 9. | Mantia Callender (1997-98) | 1.5 |
| t10. | Lee Nosse (1999-00) | 1.4 |
| t10. | LaRon Dendy (2011-12) | 1.4 |





- INDIVIDUAL RECORDS -

Career

| | | |
|-----|-------------------------------|-----|
| | (minimum 30 games) | |
| 1. | Warren Kidd (1990-93) | 2.2 |
| 2. | Teafale Lenard, Jr. (2021-23) | 1.7 |
| t3. | Lee Nosse (1997-00, '02) | 1.4 |
| t3. | LaRon Dendy (2011-12) | 1.4 |
| t5. | Trevor Ottley (2009-11) | 1.2 |
| t5. | Shawn Jones (2010-14) | 1.2 |
| t7. | Jimmy McGill (1985-87) | 0.9 |
| t7. | Perrin Buford (2014-16) | 0.9 |
| t9. | Mantia Callender (1996-98) | 0.8 |
| t9. | Fernando Ortiz (1999-01) | 0.8 |
| t9. | Buck Hailey (1980-82) | 0.8 |
| t9. | Russell Smith (1983-85) | 0.8 |
| t9. | David Washington (1994-96) | 0.8 |
| t9. | Reggie Upshaw (2013-17) | 0.8 |

DOUBLE-DOUBLES

Season

| | | |
|------|----------------------------|----|
| 1. | George Sorrell (1974-75) | 21 |
| 2. | Warren Kidd (1990-91) | 20 |
| 3. | Warren Kidd (1992-93) | 19 |
| 4. | Kerry Hammonds (1988-89) | 18 |
| 5. | Ken Riley (1970-71) | 16 |
| 6. | Jerry Beck (1980-81) | 15 |
| t7. | Warren Kidd (1991-92) | 14 |
| t7. | Jerry Beck (1981-82) | 14 |
| 9. | Tim Sisneros (1975-76) | 13 |
| t10. | Tim Sisneros (1974-75) | 11 |
| t10. | George Sorrell (1974-75) | 11 |
| t10. | Dwayne Rainey (1986-87) | 11 |
| t10. | JaCorey Williams (2016-17) | 11 |
| t10. | Nick King (2017-18) | 11 |

Career

| | | |
|-----|--------------------------|----|
| 1. | Warren Kidd (1990-93) | 53 |
| 2. | Jerry Beck (1979-82) | 38 |
| t3. | Kerry Hammonds (1984-89) | 33 |
| t3. | Tim Sisneros (1972-76) | 33 |
| 5. | George Sorrell (1973-75) | 32 |
| 6. | Dwayne Rainey (1985-88) | 21 |
| t7. | Reggie Upshaw (2013-17) | 19 |
| t7. | Aylton Tesch (1995-98) | 19 |
| t9. | Randy Henry (1986-89) | 17 |
| t9. | Greg Joyner (1976-79) | 17 |

GAMES PLAYED

Season

| | | |
|-----|-------------------------------|----|
| t1. | DeAndre Dishman (2021-22) | 37 |
| t1. | Eli Lawrence (2021-22) | 37 |
| t1. | Donovan Sims (2021-22) | 37 |
| t1. | Justin Bufford (2021-22) | 37 |
| t1. | Teafale Lenard, Jr. (2021-22) | 37 |
| t1. | Christian Fussell (2021-22) | 37 |
| t1. | Camryn Weston (2021-22) | 37 |
| t8. | Tyrik Dixon (2016-17) | 36 |

| | | |
|-----|----------------------------|----|
| t8. | Xavier Habersham (2016-17) | 36 |
| t8. | Antwain Johnson (2016-17) | 36 |
| t8. | Giddy Potts (2016-17) | 36 |
| t8. | Ed Simpson (2016-17) | 36 |
| t8. | Reggie Upshaw (2016-17) | 36 |
| t8. | JaCorey Williams (2016-17) | 36 |
| t8. | Darnell Harris (2014-15) | 36 |
| t8. | Giddy Potts (2014-15) | 36 |
| t8. | Jaqawn Raymond (2014-15) | 36 |
| t8. | Jacquez Rozier (2014-15) | 36 |
| t8. | Marcus Tarrance (2014-15) | 36 |
| t8. | Reggie Upshaw (2014-15) | 36 |

Career

| | | |
|-----|---------------------------------|-----|
| t1. | Reggie Upshaw (2013-17) | 140 |
| t1. | Donovan Sims (2017-22) | 140 |
| 3. | Ed Simpson (2014-18) | 134 |
| 4. | Giddy Potts (2014-18) | 133 |
| 5. | Shawn Jones (2010-14) | 128 |
| 6. | Karl Gamble (2015-19) | 127 |
| 7. | Kevin Kanaskie (2005-09) | 124 |
| 8. | Desmond Yates (2006-10) | 122 |
| t9. | Kerry Hammonds (1984-87, 88-89) | 121 |
| t9. | Kerry Hammonds II (2010-14) | 121 |

GAMES STARTED

Season

| | | |
|-----|----------------------------|----|
| t1. | DeAndre Dishman (2021-22) | 37 |
| t1. | Eli Lawrence (2021-22) | 37 |
| t1. | Donovan Sims (2021-22) | 37 |
| t4. | Reggie Upshaw (2016-17) | 36 |
| t4. | JaCorey Williams (2016-17) | 36 |
| t6. | Giddy Potts (2016-17) | 35 |
| t6. | Reggie Upshaw (2015-16) | 35 |
| t8. | Tyrik Dixon (2016-17) | 34 |
| t8. | Andrew Tunstill (1985-86) | 34 |
| t8. | LaRon Dendy (2011-12) | 34 |
| t8. | Marcos Knight (2011-12) | 34 |

Career

| | | |
|------|---------------------------------|-----|
| 1. | Giddy Potts (2014-18) | 116 |
| 2. | Reggie Upshaw (2013-17) | 115 |
| 3. | Donovan Sims (2017-22) | 110 |
| 4. | Kevin Kanaskie (2005-09) | 105 |
| 5. | Tommy Gunn (2000-04) | 96 |
| 6. | DeAndre Dishman (2020-23) | 93 |
| 7. | Tim Gaither (1992-96) | 92 |
| t8. | Quincy Vance (1988-92) | 90 |
| t8. | Kyle Young (2002-07) | 90 |
| t10. | Randy Henry (1985-89) | 89 |
| t10. | Kerry Hammonds (1984-87, 88-89) | 89 |



- INDIVIDUAL RECORDS -

MINUTES PLAYED

Season

| | | |
|-----|--------------------------|-------|
| 1. | Kevin Kanaskie (2006-07) | 1,184 |
| 2. | Jerry Beck (1981-82) | 1,157 |
| 3. | Reggie Upshaw (2016-17) | 1,151 |
| 4. | Kevin Kanaskie (2005-09) | 1,141 |
| 5. | Tyrus Baynham (1987-88) | 1,142 |
| t6. | Kim Cooksey (1985-86) | 1,135 |
| t6. | Kevin Kanaskie (2007-08) | 1,135 |
| 8. | Antonio Green (2018-19) | 1,131 |
| 9. | Chris Rainey (1987-88) | 1,129 |
| 10. | Kim Cooksey (1984-85) | 1,122 |

Career

| | | |
|-----|---------------------------------|-------|
| 1. | Kevin Kanaskie (2005-09) | 4,078 |
| 2. | Reggie Upshaw (2013-17) | 3,965 |
| 3. | Giddy Potts (2014-18) | 3,610 |
| 4. | Desmond Yates (2006-10) | 3,517 |
| 5. | Kerry Hammonds (1984-87, 88-89) | 3,453 |
| 6. | Donovan Sims (2017-22) | 3,441 |
| 6. | Tommy Gunn (2000-04) | 3,361 |
| 7. | Tim Gaither (1992-96) | 3,020 |
| 8. | Robert Taylor (1989-93) | 2,941 |
| 9. | Lee Nosse (1997-02) | 2,900 |
| 10. | Desmond Yates (2006-2010) | 2,776 |

DUNKS

Season

(data dates back to 2016-17)

| | | |
|-----|-------------------------------|----|
| t1. | Teafale Lenard, Jr. (2021-22) | 50 |
| t1. | Teafale Lenard, Jr. (2022-23) | 50 |
| 3. | Reggie Scurry (2018-19) | 49 |
| t4. | Reggie Upshaw (2016-17) | 25 |
| t4. | JaCorey Williams (2016-17) | 25 |
| 6. | Eli Lawrence (2021-22) | 24 |
| t7. | Brandon Walters (2017-18) | 19 |
| t7. | DeAndre Dishman (2022-23) | 19 |
| t9. | Reggie Scurry (2019-20) | 18 |
| t9. | Eli Lawrence (2022-23) | 18 |

Career

(data dates back to 2016-17)

| | | |
|-----|-------------------------------|-----|
| 1. | Teafale Lenard, Jr. (2021-23) | 100 |
| 2. | Reggie Scurry (2019-20) | 67 |
| 3. | Eli Lawrence (2019-23) | 52 |
| 4. | DeAndre Dishman (2020-23) | 32 |
| t4. | Reggie Upshaw (2016-17) | 25 |
| t4. | JaCorey Williams (2016-17) | 25 |
| t6. | Karl Gamble (2016-19) | 24 |
| t6. | Brandon Walters (2016-18) | 24 |
| 8. | Tyson Jackson (2019-21) | 19 |
| t9. | Antwain Johnson (2016-18) | 15 |
| t9. | Nick King (2017-18) | 15 |

MINUTES PLAYED PER GAME

Season

| | | |
|-----|--------------------------|------|
| 1. | Jerry Beck (1981-82) | 38.6 |
| 2. | Jerry Beck (1980-81) | 37.7 |
| 3. | Kevin Kanaskie (2006-07) | 37.0 |
| 4. | Kim Cooksey (1984-85) | 36.2 |
| 5. | Warren Kidd (1992-93) | 36.1 |
| 6. | Kevin Kanaskie (2007-08) | 35.5 |
| t7. | Robert Taylor (1992-93) | 35.3 |
| t7. | Antonio Green (2018-19) | 35.3 |
| 9. | Chris Rainey (1988-89) | 35.2 |
| 10. | LaRae Davis (1982-83) | 35.1 |

Career

| | | |
|------|----------------------------|------|
| 1. | Kim Cooksey (1984-86) | 35.3 |
| 2. | C.J. Jones (2019-20) | 34.3 |
| 3. | Rick Campbell (1980-82) | 34.1 |
| t4. | LaRae Davis (1982-84) | 33.7 |
| t4. | Antonio Green (2019-20) | 33.7 |
| 6. | Kevin Kanaskie (2005-09) | 32.9 |
| 7. | Andrew Tunstill (1985-87) | 32.3 |
| 8. | David Washington (1994-97) | 31.9 |
| 9. | Mike Dean (2003-05) | 31.8 |
| t10. | Michael Cuffee (2003-05) | 31.6 |
| t10. | Nod Carter (1995-97) | 31.6 |





- 1,000-POINT SCORERS -

1. DESMOND "BOOGIE" YATES - 1,775 CAREER POINTS

| Year | G-GS | FGM-FGA | FG% | 3FGM-3FGA | 3FG% | FTM-FTA | FT% | Reb/Avg. | A/B/S | Points/Avg. |
|--------|---------|----------|------|-----------|------|---------|------|----------|----------|-------------|
| 06-07 | 32-18 | 141-263 | .536 | 19-51 | .373 | 48-67 | .716 | 110/3.4 | 6/14/11 | 349/10.9 |
| 07-08 | 32-31 | 200-348 | .575 | 20-39 | .513 | 91-113 | .805 | 141/4.4 | 30/18/20 | 511/16.0 |
| 08-09 | 32-32 | 228-394 | .579 | 20-60 | .333 | 74-94 | .787 | 145/4.5 | 8/13/20 | 550/17.2 |
| 09-10 | 26-26 | 145-286 | .507 | 31-71 | .437 | 44-54 | .815 | 103/4.0 | 12/6/11 | 365/14.0 |
| Career | 122-107 | 714-1291 | .553 | 90-221 | .407 | 257-328 | .784 | 499/4.1 | 56/51/62 | 1775/14.5 |

2. NATHANIAL "GIDDY" POTTS - 1,645 CAREER POINTS

| Year | G-GS | FGM-FGA | FG% | 3FGM-3FGA | 3FG% | FTM-FTA | FT% | Reb/Avg. | A/B/S | Points/Avg. |
|--------|---------|----------|------|-----------|------|---------|------|----------|------------|-------------|
| 14-15 | 36-21 | 80-213 | .376 | 46-122 | .377 | 31-41 | .756 | 98/2.7 | 31/4/26 | 237/6.6 |
| 15-16 | 28-27 | 139-282 | .493 | 79-156 | .506 | 61-80 | .763 | 150/5.4 | 36/10/30 | 418/14.9 |
| 16-17 | 36-35 | 196-407 | .482 | 76-198 | .384 | 84-104 | .808 | 192/5.3 | 72/8/47 | 552/15.3 |
| 17-18 | 33-33 | 142-343 | .414 | 85-210 | .405 | 69-80 | .863 | 141/4.3 | 63/8/45 | 438/13.3 |
| Career | 133-116 | 557-1245 | .447 | 286-686 | .417 | 245-305 | .803 | 581/4.4 | 202/30/148 | 1645/12.4 |

3. ROBERT TAYLOR - 1,622 CAREER POINTS

| Year | G-GS | FGM-FGA | FG% | 3FGM-3FGA | 3FG% | FTM-FTA | FT% | Reb/Avg. | A/B/S | Points/Avg. |
|--------|--------|----------|------|-----------|------|---------|------|----------|-----------|-------------|
| 89-90 | 26-26 | 108-271 | .399 | 33-99 | .333 | 84-106 | .792 | 84/3.2 | 41/4/8 | 333/12.8 |
| 90-91 | 29-22 | 141-368 | .383 | 77-209 | .368 | 86-112 | .768 | 76/2.6 | 58/4/11 | 445/15.3 |
| 91-92 | 27-26 | 134-356 | .376 | 51-160 | .319 | 126-152 | .829 | 93/3.4 | 55/4/16 | 445/16.5 |
| 92-93 | 18-18 | 132-313 | .422 | 61-151 | .404 | 74-90 | .822 | 56/3.1 | 24/1/12 | 399/22.2 |
| Career | 100-82 | 515-1308 | .394 | 222-619 | .359 | 370-460 | .804 | 310/3.1 | 178/13/47 | 1622/16.2 |

4. KERRY HAMMONDS - 1,616 CAREER POINTS

| Year | G-GS | FGM-FGA | FG% | 3FGM-3FGA | 3FG% | FTM-FTA | FT% | Reb/Avg. | A/B/S | Points/Avg. |
|--------|--------|----------|------|-----------|------|---------|------|----------|-----------|-------------|
| 84-85 | 31-29 | 169-424 | .399 | --- | --- | 90-134 | .672 | 247/8.0 | 10/12/14 | 428/13.8 |
| 85-86 | 32-30 | 158-314 | .503 | --- | --- | 95-135 | .704 | 244/7.6 | 22/3/20 | 411/12.8 |
| 86-87 | 27-4 | 88-197 | .444 | 0-0 | .000 | 66-89 | .742 | 145/5.4 | 17/7/15 | 242/9.0 |
| 88-89 | 31-26 | 216-449 | .481 | 2-5 | .400 | 101-140 | .721 | 319/10.3 | 55/9/22 | 535/17.3 |
| Career | 121-89 | 631-1384 | .456 | 2-5 | .400 | 352-498 | .707 | 955/7.9 | 104/31/71 | 1616/13.4 |

5. REGGIE UPSHAW - 1,571 CAREER POINTS

| Year | G-GS | FGM-FGA | FG% | 3FGM-3FGA | 3FG% | FTM-FTA | FT% | Reb/Avg. | A/B/S | Points/Avg. |
|--------|---------|----------|------|-----------|------|---------|------|----------|-------------|-------------|
| 13-14 | 33-20 | 83-181 | .459 | 12-42 | .286 | 32-62 | .516 | 116/3.5 | 39/15/25 | 210/6.4 |
| 14-15 | 36-24 | 131-298 | .440 | 15-52 | .288 | 81-125 | .648 | 251/7.0 | 57/35/35 | 358/9.9 |
| 15-16 | 35-35 | 185-372 | .497 | 27-71 | .380 | 83-168 | .494 | 298/8.5 | 76/29/51 | 480/13.7 |
| 16-17 | 36-36 | 199-379 | .525 | 33-104 | .317 | 92-127 | .724 | 245/6.8 | 85/31/40 | 523/14.5 |
| Career | 140-115 | 598-1230 | .486 | 87-269 | .323 | 288-482 | .598 | 910/6.5 | 257/110/151 | 1571/11.2 |



Desmond "Boogie" Yates being presented his all-time scoring leader commemorative basketball by former record holder Robert "Cat-Eye" Taylor



- 1,000-POINT SCORERS -

6. TOMMY GUNN - 1,528 CAREER POINTS

| Year | G-GS | FGM-FGA | FG% | 3FGM-3FGA | 3FG% | FTM-FTA | FT% | Reb/Avg. | A/B/S | Points/Avg. |
|--------|--------|----------|------|-----------|------|---------|------|----------|------------|-------------|
| 00-01 | 27-13 | 84-188 | .447 | 26-68 | .382 | 55-69 | .797 | 82/3.0 | 47/7/30 | 249/9.2 |
| 01-02 | 27-26 | 118-264 | .447 | 44-115 | .383 | 58-89 | .652 | 107/4.0 | 50/12/43 | 338/12.5 |
| 02-03 | 30-29 | 165-331 | .498 | 59-138 | .428 | 88-107 | .822 | 124/4.1 | 68/17/38 | 477/15.9 |
| 03-04 | 29-28 | 151-317 | .476 | 56-148 | .378 | 106-130 | .815 | 151/5.2 | 61/18/45 | 464/16.0 |
| Career | 113-96 | 518-1100 | .471 | 185-469 | .394 | 307-395 | .777 | 464/4.1 | 226/54/156 | 1528/13.5 |

7. WILLIE BROWN - 1,524 CAREER POINTS

| Year | G-GS | FGM-FGA | FG% | 3FGM-3FGA | 3FG% | FTM-FTA | FT% | Reb/Avg. | A/B/S | Points/Avg. |
|--------|------|----------|------|-----------|------|---------|------|----------|-------|-------------|
| 66-67 | 25-x | 151-390 | .367 | --- | --- | 61-95 | .642 | 162/6.5 | -/- | 363/14.5 |
| 67-68 | 24-x | 229-543 | .422 | --- | --- | 98-135 | .726 | 170/7.1 | -/- | 556/23.2 |
| 68-69 | 26-x | 239-603 | .396 | --- | --- | 127-179 | .709 | 226/8.7 | -/- | 605/23.3 |
| Career | 75-x | 619-1536 | .403 | --- | --- | 286-409 | .699 | 558/7.4 | -/- | 1524/20.3 |

8. RANDY HENRY - 1,484 CAREER POINTS

| Year | G-GS | FGM-FGA | FG% | 3FGM-3FGA | 3FG% | FTM-FTA | FT% | Reb/Avg. | A/B/S | Points/Avg. |
|--------|--------|----------|------|-----------|-------|---------|------|----------|-----------|-------------|
| 85-86 | 15-1 | 13-21 | .619 | --- | --- | 4-7 | .571 | 12/0.8 | 4/1/4 | 30/2.0 |
| 86-87 | 28-25 | 164-290 | .566 | 0-0 | .000 | 51-63 | .810 | 173/6.2 | 16/6/8 | 379/13.5 |
| 87-88 | 34-33 | 197-376 | .524 | 1-1 | 1.000 | 76-102 | .745 | 280/8.2 | 47/11/18 | 471/13.9 |
| 88-89 | 31-30 | 267-487 | .548 | 5-15 | .333 | 65-83 | .783 | 217/7.0 | 52/12/28 | 604/19.5 |
| Career | 108-89 | 641-1174 | .546 | 6-16 | .375 | 196-255 | .769 | 682/6.3 | 119/30/58 | 1484/13.7 |

9. KEN TRICKEY - 1,456 CAREER POINTS


| Year | G-GS | FGM-FGA | FG% | 3FGM-3FGA | 3FG% | FTM-FTA | FT% | Reb/Avg. | A/B/S | Points/Avg. |
|--------|-------|----------|------|-----------|------|---------|------|----------|-------|-------------|
| 51-52 | | | | --- | --- | | | | -/- | |
| 52-53 | | | | --- | --- | | | | -/- | |
| 53-54 | | | | --- | --- | | | | -/- | |
| 54-55 | | | | --- | --- | | | | -/- | |
| Career | 110-x | 521-1776 | .293 | --- | --- | 414-673 | .615 | 432/3.9 | -/- | 1456/13.2 |

10. TIM SISNEROS - 1,426 CAREER POINTS

| Year | G-GS | FGM-FGA | FG% | 3FGM-3FGA | 3FG% | FTM-FTA | FT% | Reb/Avg. | A/B/S | Points/Avg. |
|--------|-------|----------|------|-----------|------|---------|------|----------|-------|-------------|
| 72-73 | 23-x | 66-139 | .475 | --- | --- | 37-57 | .649 | 133/5.8 | 8/- | 169/7.3 |
| 73-74 | 25-x | 123-229 | .537 | --- | --- | 58-98 | .592 | 213/8.5 | 23/- | 304/12.2 |
| 74-75 | 28-x | 138-286 | .483 | --- | --- | 59-90 | .656 | 224/8.0 | 37/- | 335/12.0 |
| 75-76 | 28-x | 257-451 | .570 | --- | --- | 104-149 | .698 | 276/9.9 | 25/- | 618/22.1 |
| Career | 104-x | 584-1105 | .529 | --- | --- | 258-394 | .655 | 846/8.1 | 93/- | 1426/13.7 |



#20 GIDDY POTTS



#44 KERRY HAMMONDS



#30 REGGIE UPSHAW





- 1,000-POINT SCORERS -

10. CHRIS RAINEY - 1,426 CAREER POINTS

| Year | G-GS | FGM-FGA | FG% | 3FGM-3FGA | 3FG% | FTM-FTA | FT% | Reb/Avg. | A/B/S | Points/Avg. |
|--------|-------|----------|------|-----------|------|---------|------|----------|----------|-------------|
| 86-87 | 29-5 | 109-212 | .514 | 32-64 | .500 | 31-41 | .756 | 53/1.8 | 36/3/22 | 281/9.7 |
| 87-88 | 34-30 | 189-388 | .487 | 83-179 | .464 | 104-132 | .788 | 125/3.7 | 149/3/24 | 565/16.6 |
| 88-89 | 31-30 | 202-414 | .488 | 65-139 | .468 | 111-136 | .816 | 128/4.1 | 141/1/30 | 580/18.7 |
| Career | 94-65 | 500-1014 | .493 | 180-382 | .471 | 246-309 | .796 | 306/3.2 | 326/7/76 | 1426/15.2 |

12. GREG JOYNER - 1,424 CAREER POINTS

| Year | G-GS | FGM-FGA | FG% | 3FGM-3FGA | 3FG% | FTM-FTA | FT% | Reb/Avg. | A/B/S | Points/Avg. |
|--------|------|----------|------|-----------|------|---------|------|----------|---------|-------------|
| 76-77 | 29-x | 187-329 | .568 | --- | --- | 76-98 | .776 | 237/8.2 | 71/-/- | 450/15.5 |
| 77-78 | 26-x | 183-327 | .560 | --- | --- | 64-85 | .753 | 173/6.7 | 57/-/- | 430/16.5 |
| 78-79 | 26-x | 223-425 | .525 | --- | --- | 98-123 | .797 | 222/8.5 | 122/-/- | 544/20.9 |
| Career | 81-x | 593-1081 | .549 | --- | --- | 238-306 | .778 | 632/7.8 | 250/-/- | 1424/17.6 |

13. CLAUDE "SLEEPY" TAYLOR - 1,421 CAREER POINTS

| Year | G-GS | FGM-FGA | FG% | 3FGM-3FGA | 3FG% | FTM-FTA | FT% | Reb/Avg. | A/B/S | Points/Avg. |
|--------|------|----------|------|-----------|------|---------|------|----------|---------|-------------|
| 74-75 | 28-x | 171-396 | .432 | --- | --- | 99-122 | .811 | 198/7.1 | 71/-/- | 441/15.8 |
| 75-76 | 20-x | 98-205 | .478 | --- | --- | 36-46 | .783 | 102/5.1 | 43/-/- | 232/11.6 |
| 76-77 | 23-x | 96-221 | .434 | --- | --- | 87-114 | .763 | 120/5.2 | 50/-/- | 279/12.1 |
| 77-78 | 26-x | 168-324 | .519 | --- | --- | 133-165 | .806 | 125/4.8 | 42/-/- | 469/18.0 |
| Career | 97-x | 533-1146 | .465 | --- | --- | 355-447 | .794 | 545/5.6 | 206/-/- | 1421/14.6 |

14. JERRY BECK - 1,401 CAREER POINTS

| Year | G-GS | FGM-FGA | FG% | 3FGM-3FGA | 3FG% | FTM-FTA | FT% | Reb/Avg. | A/B/S | Points/Avg. |
|--------|-------|---------|------|-----------|------|---------|------|----------|----------|-------------|
| 78-79 | 1-x | 2-4 | .500 | --- | --- | 0-0 | .000 | 3/3.0 | 0/-/- | 4/4.0 |
| 79-80 | 26-x | 157-283 | .554 | --- | --- | 91-115 | .791 | 234/9.0 | 20/-/- | 405/15.5 |
| 80-81 | 27-27 | 174-289 | .602 | --- | --- | 119-153 | .778 | 265/9.8 | 22/8/11 | 467/17.3 |
| 81-82 | 30-30 | 180-290 | .620 | --- | --- | 165-225 | .733 | 280/9.3 | 30/6/25 | 525/17.5 |
| Career | 84-57 | 513-866 | .592 | --- | --- | 375-493 | .761 | 779/9.3 | 72/14/36 | 1401/16.7 |

15. TIM GAITHER - 1,318 CAREER POINTS

| Year | G-GS | FGM-FGA | FG% | 3FGM-3FGA | 3FG% | FTM-FTA | FT% | Reb/Avg. | A/B/S | Points/Avg. |
|--------|--------|----------|------|-----------|------|---------|------|----------|-----------|-------------|
| 92-93 | 25-17 | 72-184 | .391 | 7-25 | .280 | 51-74 | .689 | 82/3.3 | 64/0/22 | 202/8.1 |
| 93-94 | 26-24 | 129-290 | .445 | 15-47 | .319 | 91-113 | .805 | 122/4.7 | 84/1/52 | 364/14.0 |
| 94-95 | 26-26 | 120-325 | .369 | 33-102 | .324 | 96-116 | .828 | 118/4.5 | 112/0/39 | 369/14.2 |
| 95-96 | 27-25 | 122-282 | .433 | 46-125 | .368 | 93-126 | .738 | 118/4.4 | 78/2/32 | 383/14.2 |
| Career | 104-92 | 443-1081 | .410 | 101-299 | .338 | 331-429 | .772 | 440/4.2 | 342/3/145 | 1318/12.7 |



#44 JERRY BECK



#5 KEVIN KANASKIE



#12 SHAWN JONES



- 1,000-POINT SCORERS -

16. KEVIN KANASKIE - 1,251 CAREER POINTS

| Year | G-GS | FGM-FGA | FG% | 3FGM-3FGA | 3FG% | FTM-FTA | FT% | Reb/Avg. | A/B/S | Points/Avg. |
|--------|---------|---------|------|-----------|------|---------|------|----------|-----------|-------------|
| 05-06 | 28-11 | 27-84 | .321 | 17-52 | .327 | 39-45 | .867 | 64/2.3 | 74/0/26 | 110/3.9 |
| 06-07 | 32-32 | 114-308 | .370 | 67-186 | .360 | 95-123 | .772 | 120/3.8 | 185/4/31 | 390/12.2 |
| 07-08 | 32-30 | 98-260 | .377 | 61-163 | .374 | 116-146 | .795 | 129/4.0 | 106/0/39 | 373/11.7 |
| 08-09 | 32-32 | 108-292 | .370 | 62-191 | .325 | 100-117 | .855 | 138/4.3 | 120/1/31 | 378/11.8 |
| Career | 124-105 | 347-944 | .368 | 207-592 | .350 | 350-431 | .812 | 451/3.6 | 485/5/127 | 1251/10.1 |

17. BOB BURDEN - 1,242 CAREER POINTS

| Year | G-GS | FGM-FGA | FG% | 3FGM-3FGA | 3FG% | FTM-FTA | FT% | Reb/Avg. | A/B/S | Points/Avg. |
|--------|------|----------|------|-----------|------|---------|------|----------|-------|-------------|
| 58-59 | 26-x | 153-372 | .411 | --- | --- | 111-162 | .679 | 228/8.8 | -/- | 417/16.0 |
| 59-60 | 22-x | 143-373 | .383 | --- | --- | 148-203 | .729 | 225/10.2 | -/- | 434/19.7 |
| 60-61 | 23-x | 128-341 | .375 | --- | --- | 135-197 | .685 | 220/9.6 | -/- | 391/17.0 |
| Career | 71-x | 424-1086 | .390 | --- | --- | 394-562 | .701 | 673/9.5 | -/- | 1242/17.5 |

18. JOHN PRICE - 1,215 CAREER POINTS

| Year | G-GS | FGM-FGA | FG% | 3FGM-3FGA | 3FG% | FTM-FTA | FT% | Reb/Avg. | A/B/S | Points/Avg. |
|--------|------|---------|------|-----------|------|---------|------|----------|-------|-------------|
| 52-53 | 16-x | 32-82 | .390 | --- | --- | 31-55 | .564 | 141/8.8 | -/- | 95/5.9 |
| 53-54 | 26-x | 160-294 | .544 | --- | --- | 157-240 | .654 | 189/7.2 | -/- | 477/18.3 |
| 56-57 | 25-x | 112-241 | .465 | --- | --- | 157-230 | .683 | 160/6.4 | -/- | 381/15.2 |
| 58-59 | 24-x | 83-158 | .525 | --- | --- | 96-145 | .662 | 144/5.8 | -/- | 262/10.9 |
| Career | 91-x | 387-775 | .499 | --- | --- | 441-670 | .658 | 634/7.0 | -/- | 1215/13.4 |

19. DONOVAN SIMS - 1,177 CAREER POINTS

| Year | G-GS | FGM-FGA | FG% | 3FGM-3FGA | 3FG% | FTM-FTA | FT% | Reb/Avg. | A/B/S | Points/Avg. |
|--------|---------|----------|------|-----------|------|---------|------|----------|------------|-------------|
| 17-18 | 28-4 | 16-31 | .516 | 8-18 | .444 | 7-8 | .875 | 30/1.1 | 39/3/12 | 47/1.7 |
| 18-19 | 29-29 | 125-292 | .428 | 55-152 | .362 | 41-55 | .745 | 123/4.2 | 88/2/45 | 346/11.9 |
| 19-20 | 31-31 | 93-260 | .358 | 47-142 | .331 | 41-57 | .719 | 95/3.1 | 100/4/46 | 274/8.8 |
| 20-21 | 15-9 | 24-76 | .316 | 12-42 | .286 | 19-25 | .760 | 37/2.5 | 22/1/10 | 79/5.3 |
| 21-22 | 37-37 | 147-369 | .398 | 55-165 | .333 | 82-93 | .882 | 168/4.5 | 100/2/43 | 431/11.6 |
| Career | 140-110 | 405-1028 | .394 | 177-519 | .341 | 190-238 | .798 | 453/3.2 | 349/12/150 | 1177/8.4 |

20. WARREN KIDD - 1,165 CAREER POINTS

| Year | G-GS | FGM-FGA | FG% | 3FGM-3FGA | 3FG% | FTM-FTA | FT% | Reb/Avg. | A/B/S | Points/Avg. |
|--------|-------|---------|------|-----------|------|---------|------|-----------|------------|-------------|
| 90-91 | 30-30 | 173-247 | .700 | 0-0 | .000 | 55-103 | .534 | 370/12.3 | 26/70/8 | 401/13.4 |
| 91-92 | 27-27 | 156-235 | .664 | 0-0 | .000 | 62-106 | .585 | 292/10.8 | 37/62/15 | 374/13.9 |
| 92-93 | 26-26 | 167-265 | .630 | 0-0 | .000 | 56-98 | .571 | 386/14.8 | 38/53/34 | 390/15.0 |
| Career | 83-83 | 496-747 | .664 | 0-0 | .000 | 173-307 | .564 | 1048/12.6 | 101/185/57 | 1165/14.0 |

21. KIM COOKSEY - 1,160 CAREER POINTS

| Year | G-GS | FGM-FGA | FG% | 3FGM-3FGA | 3FG% | FTM-FTA | FT% | Reb/Avg. | A/B/S | Points/Avg. |
|--------|-------|----------|------|-----------|------|---------|------|----------|----------|-------------|
| 84-85 | 31-31 | 228-486 | .469 | --- | --- | 81-112 | .723 | 148/4.8 | 73/1/39 | 537/17.3 |
| 85-86 | 33-33 | 278-589 | .472 | --- | --- | 67-96 | .698 | 133/4.0 | 95/5/48 | 628/18.9 |
| Career | 64-64 | 506-1075 | .471 | --- | --- | 148-208 | .712 | 281/4.4 | 168/6/87 | 1160/18.1 |

22. HARRY GUPTON - 1,154 CAREER POINTS

| Year | G-GS | FGM-FGA | FG% | 3FGM-3FGA | 3FG% | FTM-FTA | FT% | Reb/Avg. | A/B/S | Points/Avg. |
|--------|-------|---------|-----|-----------|------|---------|------|----------|-------|-------------|
| 48-49 | | | | --- | --- | | | | -/- | |
| 49-50 | | | | --- | --- | | | | -/- | |
| 50-51 | | | | --- | --- | | | | -/- | |
| 51-52 | | | | --- | --- | | | | -/- | |
| Career | 104-x | 476- | | --- | --- | 202-323 | .625 | | -/- | 1154/11.1 |

23. TYRUS BAYNHAM - 1,125 CAREER POINTS

| Year | G-GS | FGM-FGA | FG% | 3FGM-3FGA | 3FG% | FTM-FTA | FT% | Reb/Avg. | A/B/S | Points/Avg. |
|--------|-------|---------|------|-----------|------|---------|------|----------|-----------|-------------|
| 85-86 | 32-19 | 163-308 | .529 | --- | --- | 27-44 | .614 | 98/3.1 | 29/7/14 | 353/11.0 |
| 86-87 | 29-24 | 127-275 | .462 | 4-8 | .500 | 44-60 | .733 | 111/3.8 | 60/11/16 | 302/10.4 |
| 87-88 | 34-33 | 196-407 | .482 | 8-30 | .267 | 70-100 | .700 | 142/4.2 | 93/12/20 | 470/13.8 |
| Career | 95-76 | 486-990 | .491 | 12-38 | .316 | 141-204 | .691 | 351/3.7 | 182/30/50 | 1125/11.8 |





- 1,000-POINT SCORERS -

24. SHAWN JONES - 1,120 CAREER POINTS

| Year | G-GS | FGM-FGA | FG% | 3FGM-3FGA | 3FG% | FTM-FTA | FT% | Reb/Avg. | A/B/S | Points/Avg. |
|--------|--------|---------|------|-----------|------|---------|------|----------|-----------|-------------|
| 10-11 | 32-2 | 52-103 | .505 | 0-0 | .000 | 26-38 | .684 | 75/2.3 | 8/20/10 | 130/4.1 |
| 11-12 | 32-1 | 98-178 | .551 | 0-1 | .000 | 38-65 | .585 | 104/3.3 | 7/37/14 | 234/7.3 |
| 12-13 | 34-26 | 114-229 | .498 | 0-0 | .000 | 61-96 | .635 | 182/5.4 | 14/43/11 | 289/8.5 |
| 13-14 | 33-33 | 183-317 | .577 | 0-1 | .000 | 101-147 | .687 | 279/8.5 | 20/63/30 | 467/14.2 |
| Career | 131-62 | 447-827 | .541 | 0-2 | .000 | 226-346 | .653 | 640/4.9 | 49/163/65 | 1120/8.5 |

25. FRED ALLEN - 1,108 CAREER POINTS

| Year | G-GS | FGM-FGA | FG% | 3FGM-3FGA | 3FG% | FTM-FTA | FT% | Reb/Avg. | A/B/S | Points/Avg. |
|--------|------|----------|------|-----------|------|---------|------|----------|---------|-------------|
| 73-74 | 26-x | 174-422 | .412 | --- | --- | 82-111 | .739 | 64/2.5 | 63/-/- | 430/16.5 |
| 74-75 | 27-x | 116-253 | .458 | --- | --- | 59-81 | .728 | 80/3.0 | 62/-/- | 291/10.8 |
| 75-76 | 28-x | 149-339 | .440 | --- | --- | 89-108 | .824 | 77/2.8 | 78/-/- | 387/13.8 |
| Career | 81-x | 439-1014 | .433 | --- | --- | 230-300 | .767 | 221/2.7 | 203/-/- | 1108/13.7 |

26. DOUG SHRADER - 1,094 CAREER POINTS

| Year | G-GS | FGM-FGA | FG% | 3FGM-3FGA | 3FG% | FTM-FTA | FT% | Reb/Avg. | A/B/S | Points/Avg. |
|--------|------|----------|------|-----------|------|---------|------|----------|-------|-------------|
| 52-53 | 12- | 23-82 | .280 | --- | --- | 24-39 | .615 | 36/3.0 | -/-/- | 66/5.5 |
| 53-54 | 24-x | 48-138 | .348 | --- | --- | 33-62 | .532 | 72/3.0 | -/-/- | 129/5.4 |
| 54-55 | 27-x | 198-482 | .411 | --- | --- | 124-185 | .670 | 205/7.6 | -/-/- | 524/19.4 |
| 55-56 | 21-x | 139-351 | .396 | --- | --- | 97-144 | .674 | 146/7.0 | -/-/- | 375/17.9 |
| Career | 84-x | 408-1053 | .387 | --- | --- | 278-430 | .647 | 459/5.5 | -/-/- | 1094/13.0 |

27. ELI LAWRENCE - 1,075 CAREER POINTS

| Year | G-GS | FGM-FGA | FG% | 3FGM-3FGA | 3FG% | FTM-FTA | FT% | Reb/Avg. | A/B/S | Points/Avg. |
|--------|--------|---------|------|-----------|------|---------|------|----------|------------|-------------|
| 19-20 | 31-0 | 61-153 | .399 | 28-89 | .315 | 32-42 | .762 | 91/2.9 | 27/3/22 | 182/5.9 |
| 20-21 | 20-3 | 36-103 | .350 | 17-53 | .321 | 13-29 | .448 | 57/2.9 | 15/4/7 | 102/5.1 |
| 21-22 | 37-37 | 140-342 | .409 | 59-178 | .331 | 62-81 | .765 | 160/4.3 | 35/15/47 | 401/10.8 |
| 22-23 | 32-31 | 133-316 | .421 | 53-156 | .340 | 71-87 | .816 | 131/4.1 | 44/10/36 | 390/12.2 |
| Career | 120-71 | 370-914 | .405 | 157-476 | .330 | 178-239 | .745 | 439/3.7 | 121/32/112 | 1075/9.0 |

28. CHRIS HARRIS - 1,070 CAREER POINTS

| Year | G-GS | FGM-FGA | FG% | 3FGM-3FGA | 3FG% | FTM-FTA | FT% | Reb/Avg. | A/B/S | Points/Avg. |
|--------|-------|---------|------|-----------|------|---------|------|----------|----------|-------------|
| 78-79 | 27-x | 121-224 | .540 | --- | --- | 78-131 | .595 | 176/6.5 | 15/-/- | 320/11.9 |
| 79-80 | 26-x | 126-245 | .514 | --- | --- | 58-96 | .604 | 189/7.2 | 17/-/- | 310/11.9 |
| 80-81 | 27-24 | 84-150 | .560 | --- | --- | 44-79 | .557 | 151/5.6 | 8/6/23 | 212/7.9 |
| 81-82 | 30-30 | 86-174 | .494 | --- | --- | 56-94 | .596 | 191/6.4 | 27/5/20 | 228/7.6 |
| Career | 110-x | 417-793 | .526 | --- | --- | 236-400 | .590 | 707/6.4 | 67/11/43 | 1070/9.7 |

29. LEE NOSSE - 1,056 CAREER POINTS

| Year | G-GS | FGM-FGA | FG% | 3FGM-3FGA | 3FG% | FTM-FTA | FT% | Reb/Avg. | A/B/S | Points/Avg. |
|--------|--------|---------|------|-----------|------|---------|------|----------|------------|-------------|
| 97-98 | 28-1 | 29-65 | .446 | 5-12 | .417 | 19-25 | .760 | 67/2.4 | 8/19/7 | 82/2.9 |
| 98-99 | 28-27 | 101-203 | .298 | 13-37 | .351 | 77-103 | .748 | 150/5.4 | 39/55/23 | 292/10.4 |
| 99-00 | 28-23 | 95-199 | .477 | 6-22 | .273 | 83-93 | .892 | 122/4.4 | 40/38/31 | 279/10.0 |
| 00-01 | 4-4 | 14-23 | .609 | 1-5 | .200 | 8-11 | .727 | 14/3.5 | 4/9/3 | 37/9.3 |
| 01-02 | 29-29 | 135-254 | .531 | 25-65 | .385 | 71-83 | .855 | 218/7.5 | 45/45/25 | 366/12.6 |
| Career | 117-84 | 374-744 | .503 | 50-141 | .355 | 258-315 | .819 | 571/4.9 | 136/166/89 | 1056/9.0 |

30. KEN RILEY - 1,043 CAREER POINTS

| Year | G-GS | FGM-FGA | FG% | 3FGM-3FGA | 3FG% | FTM-FTA | FT% | Reb/Avg. | A/B/S | Points/Avg. |
|--------|------|---------|------|-----------|------|---------|------|----------|--------|-------------|
| 67-68 | 24-x | 131-280 | .468 | --- | --- | 63-140 | .450 | 338/14.1 | -/-/- | 325/13.5 |
| 69-70 | 26-x | 128-261 | .490 | --- | --- | 60-126 | .476 | 289/11.2 | -/-/- | 316/12.2 |
| 70-71 | 26-x | 165-334 | .494 | --- | --- | 72-144 | .500 | 297/11.4 | 35/-/- | 402/15.5 |
| Career | 76-x | 424-875 | .485 | --- | --- | 195-410 | .476 | 924/12.2 | 35/-/- | 1043/13.7 |



- 1,000-POINT SCORERS -

31. RENDER CARDEN - 1,034 CAREER POINTS

| Year | G-GS | FGM-FGA | FG% | 3FGM-3FGA | 3FG% | FTM-FTA | FT% | Reb/Avg. | A/B/S | Points/Avg. |
|--------|------|---------|------|-----------|------|---------|------|----------|-------|-------------|
| 53-54 | 25-x | 55-151 | .364 | --- | --- | 39-56 | .696 | 118/4.7 | -/- | 149/5.9 |
| 54-55 | 26-x | 198-415 | .477 | --- | --- | 148-191 | .775 | 323/12.4 | -/- | 544/20.9 |
| 55-56 | 21-x | 124-321 | .386 | --- | --- | 93-135 | .689 | 243/11.6 | -/- | 341/16.2 |
| Career | 72-x | 377-887 | .425 | --- | --- | 280-382 | .733 | 684/9.5 | -/- | 1034/14.4 |

32. LEROY COLEMAN - 1,032 CAREER POINTS

| Year | G-GS | FGM-FGA | FG% | 3FGM-3FGA | 3FG% | FTM-FTA | FT% | Reb/Avg. | A/B/S | Points/Avg. |
|--------|-------|---------|------|-----------|------|---------|------|----------|-------|-------------|
| 76-77 | 29-x | 64-124 | .516 | --- | --- | 23-40 | .575 | 92/3.2 | 14/- | 151/5.2 |
| 77-78 | 25-x | 53-105 | .505 | --- | --- | 18-31 | .581 | 68/2.7 | 14/- | 124/5.0 |
| 78-79 | 27-x | 160-324 | .494 | --- | --- | 60-81 | .741 | 167/6.2 | 52/- | 380/14.1 |
| 79-80 | 26-x | 165-345 | .478 | --- | --- | 47-63 | .746 | 110/4.2 | 51/- | 377/14.5 |
| Career | 107-x | 442-898 | .492 | --- | --- | 148-215 | .688 | 437/4.1 | 131/- | 1032/9.6 |

33. JT SULTON - 1,019 CAREER POINTS

| Year | G-GS | FGM-FGA | FG% | 3FGM-3FGA | 3FG% | FTM-FTA | FT% | Reb/Avg. | A/B/S | Points/Avg. |
|--------|--------|---------|------|-----------|------|---------|------|----------|----------|-------------|
| 09-10 | 33-12 | 61-123 | .496 | 0-4 | .000 | 37-56 | .661 | 128/3.9 | 3/6/15 | 159/4.8 |
| 10-11 | 32-28 | 111-234 | .474 | 8-17 | .471 | 69-95 | .726 | 161/5.0 | 16/17/29 | 299/9.3 |
| 11-12 | 34-33 | 129-242 | .533 | 0-7 | .000 | 92-124 | .742 | 178/5.2 | 24/21/25 | 350/10.3 |
| 12-13 | 34-22 | 74-159 | .465 | 0-2 | .000 | 63-88 | .716 | 134/3.9 | 14/21/19 | 211/6.2 |
| Career | 133-95 | 375-758 | .495 | 8-30 | .267 | 261-363 | .719 | 601/4.5 | 57/65/88 | 1019/7.7 |

34. RONI BAILEY - 1,016 CAREER POINTS

| Year | G-GS | FGM-FGA | FG% | 3FGM-3FGA | 3FG% | FTM-FTA | FT% | Reb/Avg. | A/B/S | Points/Avg. |
|--------|-------|---------|------|-----------|------|---------|------|----------|-----------|-------------|
| 94-95 | 27-23 | 111-268 | .414 | 13-43 | .302 | 46-67 | .687 | 165/6.1 | 80/1/37 | 281/10.4 |
| 95-96 | 27-21 | 119-248 | .480 | 8-25 | .320 | 34-51 | .667 | 142/5.3 | 52/1/26 | 280/10.4 |
| 96-97 | 31-31 | 177-358 | .494 | 34-99 | .343 | 67-91 | .736 | 189/6.1 | 84/3/49 | 455/14.7 |
| Career | 85-75 | 407-874 | .466 | 55-167 | .329 | 147-209 | .703 | 496/5.8 | 216/5/112 | 1016/12.0 |

35. CHARLES HARMENING - 1,006 CAREER POINTS

| Year | G-GS | FGM-FGA | FG% | 3FGM-3FGA | 3FG% | FTM-FTA | FT% | Reb/Avg. | A/B/S | Points/Avg. |
|--------|------|---------|-----|-----------|------|---------|-----|----------|-------|-------------|
| 46-47 | | | | --- | --- | | | | -/- | |
| 47-48 | | | | --- | --- | | | | -/- | |
| 48-49 | | | | --- | --- | | | | -/- | |
| 49-50 | | | | --- | --- | | | | -/- | |
| Career | | | | --- | --- | | | | -/- | 1006/- |



#30 JT SULTON



#3 DONOVAN SIMS



- TEAM RECORDS -

POINTS

Game

| | | |
|-----|----------------------------------|-----|
| 1. | vs. Tennessee Wesleyan (12/8/88) | 143 |
| 2. | vs. Alabama State (1/15/86) | 132 |
| t3. | vs. Cumberland (12/2/87) | 127 |
| t3. | vs. Sue Bennett (12/29/96) | 127 |
| 5. | vs. Maryville (11/5/19) | 119 |

Season

| | | |
|----|--------------------|-------|
| 1. | 1988-89 (31 games) | 2,810 |
| 2. | 1985-86 (34 games) | 2,788 |
| 3. | 2021-22 (37 games) | 2,771 |
| 4. | 1997-98 (34 games) | 2,763 |
| 5. | 2016-17 (36 games) | 2,697 |

POINTS - BOTH TEAMS

Game

| | | |
|----|--------------------------------------|-----|
| 1. | East Tennessee 123, MT 106 (2/22/60) | 229 |
| 2. | MT 132, Alabama State 101 (1/15/86) | 223 |
| 3. | MT 125, Austin Peay 95 (1/23/65) | 220 |
| 4. | MT 111, Austin Peay 105 (2/23/89) | 216 |
| 5. | Three Times | 212 |

SCORING AVERAGE

Season

| | | |
|----|--------------------|------|
| 1. | 1988-89 (31 games) | 90.6 |
| 2. | 1973-74 (26 games) | 86.1 |
| 3. | 1986-87 (29 games) | 85.8 |
| 4. | 1974-75 (28 games) | 85.6 |
| 5. | 1968-69 (26 games) | 84.6 |

REBOUNDS

Game

| | | |
|----|--|----|
| 1. | vs. Austin Peay (1/23/65) | 85 |
| 2. | vs. Mississippi Valley State (12/7/91) | 70 |
| 3. | vs. Belmont (12/7/85) | 69 |
| 4. | vs. Culver Stockton (1/2/78) | 65 |
| 5. | vs. Morehead State (1/6/79) | 64 |

Season

| | | |
|----|--------------------|-------|
| 1. | 1968-69 (26 games) | 1,685 |
| 2. | 1974-75 (28 games) | 1,389 |
| 3. | 1969-70 (26 games) | 1,361 |
| 4. | 1985-86 (34 games) | 1,357 |
| 5. | 1964-65 (24 games) | 1,351 |

REBOUNDING AVERAGE

Season

| | | |
|----|--------------------|------|
| 1. | 1968-69 (26 games) | 64.8 |
| 2. | 1957-58 (21 games) | 58.8 |

| | | |
|-----|--------------------|------|
| 3. | 1964-65 (24 games) | 56.3 |
| 4. | 1967-68 (24 games) | 54.0 |
| t5. | 1955-56 (21 games) | 52.3 |
| t5. | 1969-70 (26 games) | 52.3 |

FIELD GOALS MADE

Game

| | | |
|-----|----------------------------------|----|
| 1. | vs. Tennessee Wesleyan (12/8/88) | 58 |
| t2. | vs. Freed-Hardeman (1/2/86) | 51 |
| t2. | vs. St. Bernard (12/1/73) | 51 |
| t2. | vs. Cumberland (12/2/87) | 51 |
| t5. | vs. Alabama State (1/15/86) | 50 |
| t5. | vs. Tennessee Tech (2/2/87) | 50 |

Season

| | | |
|----|--------------------|-------|
| 1. | 1985-86 (34 games) | 1,160 |
| 2. | 1988-89 (31 games) | 1,086 |
| 3. | 1987-88 (34 games) | 1,048 |
| 4. | 2016-17 (36 games) | 1,014 |
| 5. | 1986-87 (29 games) | 986 |

FIELD GOALS ATTEMPTED

Game

| | | |
|-----|----------------------------------|----|
| 1. | vs. Tennessee Wesleyan (12/8/88) | 93 |
| 2. | vs. Alabama State (1/15/86) | 89 |
| t3. | vs. Cumberland (12/2/87) | 88 |
| t3. | vs. Charlotte (12/18/87) | 87 |
| 5. | vs. Southern (1/6/894) | 85 |

Season

| | | |
|----|--------------------|-------|
| 1. | 1985-86 (34 games) | 2,284 |
| 2. | 1988-89 (31 games) | 2,216 |
| 3. | 1968-69 (26 games) | 2,180 |
| 4. | 1987-88 (34 games) | 2,162 |
| 5. | 2021-22 (37 games) | 2,140 |

FIELD GOAL PERCENTAGE

Game

| | | |
|----|----------------------------|--------------|
| | (minimum 30 made) | |
| 1. | at UCLA (11/15/11) | .714 (35-49) |
| 2. | at Tennessee Tech (1/8/81) | .689 (31-45) |
| 3. | at Austin Peay (1/12/87) | .684 (39-57) |
| 4. | at Oral Roberts (11/27/95) | .673 (33-49) |
| 5. | vs. UT Martin (2/26/00) | .660 (35-53) |

Season

| | | |
|----|---------|--------------------|
| 1. | 1977-78 | .511 (739-1,445) |
| 2. | 1985-86 | .508 (1,160-2,284) |
| 3. | 1978-79 | .499 (782-1,566) |
| 4. | 1980-81 | .499 (737-1,477) |
| 5. | 1986-87 | .497 (986-1,985) |



- TEAM RECORDS -

3-POINT FIELD GOALS MADE

Game

| | | |
|-----|-------------------------------|----|
| 1. | at Southern Miss (2/13/16) | 16 |
| t2. | vs. Eastern Kentucky (2/3/00) | 15 |
| t2. | vs. Houston Baptist (2/13/10) | 15 |
| t2. | vs. Rice (2/8/18) | 15 |
| t2. | at WKU (1/29/22) | 15 |
| t2. | at UAB (2/5/22) | 15 |

Season

| | | |
|----|--------------------|-----|
| 1. | 2021-22 (37 games) | 302 |
| 2. | 2015-16 (35 games) | 279 |
| 3. | 1996-97 (31 games) | 261 |
| 4. | 2019-20 (31 games) | 255 |
| 5. | 2014-15 (36 games) | 242 |

3-POINT FIELD GOALS ATTEMPTED

Game

| | | |
|-----|----------------------------------|----|
| 1. | vs. WKU (2/26/22) | 36 |
| t2. | at Old Dominion (1/2/20) | 35 |
| t2. | at Murray State (12/4/21) | 35 |
| 4. | vs. Southern Miss (3/7/20) | 34 |
| t5. | vs. Southeast Missouri (1/18/97) | 33 |
| t5. | vs. Central Florida (12/12/00) | 33 |
| t5. | vs. Houston Baptist (2/13/10) | 33 |
| t5. | vs. Rice (2/8/20) | 33 |
| t5. | at Marshall (2/12/21) | 33 |
| t5. | vs. Coastal Carolina (12/19/21) | 33 |

Season

| | | |
|----|--------------------|-----|
| 1. | 2019-20 (31 games) | 763 |
| 2. | 2015-16 (35 games) | 716 |
| 3. | 1996-97 (31 games) | 682 |
| 4. | 2014-15 (36 games) | 675 |
| 5. | 2022-23 (33 games) | 674 |

3-POINT FIELD GOAL PERCENTAGE

Game

| | | |
|-----|------------------------------|-------------------|
| | | (minimum 10 made) |
| 1. | at UCLA (11/15/11) | .909 (10-11) |
| 2. | vs. Trevecca (11/14/08) | .667 (12-18) |
| t3. | vs. UT Martin (2/26/00) | .647 (11-17) |
| t3. | vs. Arkansas State (1/24/02) | .647 (11-17) |
| 5. | at Southern Miss (2/13/16) | .593 (16-27) |

Season

| | | |
|----|--------------------|----------------|
| 1. | 1986-87 (29 games) | .438 (53-121) |
| 2. | 1988-89 (31 games) | .413 (142-344) |
| 3. | 1987-88 (34 games) | .408 (133-326) |
| 4. | 2015-16 (35 games) | .390 (279-716) |
| 5. | 2001-02 (29 games) | .383 (261-682) |

FREE THROWS MADE

Game

| | | |
|-----|--------------------------------|----|
| 1. | vs. Eastern Kentucky (2/18/57) | 44 |
| 2. | vs. Louisiana (1/8/11) | 41 |
| 3. | vs. Tennessee State (12/5/04) | 35 |
| t4. | vs. Akron (1/11/88) | 34 |
| t4. | vs. Chattanooga (12/14/96) | 34 |
| t4. | vs. UNC Wilmington (3/23/22) | 34 |

Season

| | | |
|----|--------------------|-----|
| 1. | 2010-11 (32 games) | 584 |
| 2. | 1956-57 (25 games) | 584 |
| 3. | 1959-60 (23 games) | 580 |
| 3. | 2021-22 (37 games) | 543 |
| 4. | 1987-88 (34 games) | 534 |

FREE THROWS ATTEMPTED

Game

| | | |
|-----|--------------------------------|----|
| 1. | vs. Eastern Kentucky (2/18/57) | 63 |
| 2. | vs. Louisiana (1/8/11) | 49 |
| 3. | vs. UNC Wilmington (3/23/22) | 46 |
| t4. | vs. Akron (1/11/88) | 44 |
| t4. | vs. Austin Peay (1/28/83) | 44 |
| t4. | vs. Austin Peay (3/6/87) | 44 |
| t4. | vs. Arkansas State (1/15/04) | 44 |
| t4. | vs. Tennessee State (12/5/04) | 44 |

Season

| | | |
|----|--------------------|-----|
| 1. | 1956-57 (25 games) | 881 |
| 2. | 2011-12 (34 games) | 838 |
| 3. | 2010-11 (32 games) | 823 |
| 4. | 1959-60 (23 games) | 796 |
| 5. | 2012-13 (34 games) | 760 |

FREE THROW PERCENTAGE

Game

| | | |
|-----|-------------------------------|-------------------|
| | | (minimum 15 made) |
| 1. | vs. Florida Atlantic (3/7/15) | 1.000 (18-18) |
| 2. | vs. Kennesaw State (12/16/88) | 1.000 (16-16) |
| 3. | vs. Murray State (11/18/14) | .960 (24-25) |
| t4. | vs. Murray State (11/13/17) | .955 (21-22) |
| t4. | vs. LA Tech (2/17/18) | .955 (21-22) |

Season

| | | |
|----|--------------------|----------------|
| 1. | 1988-89 (31 games) | .760 (496-653) |
| 2. | 2021-22 (37 games) | .756 (543-718) |
| 3. | 2017-18 (33 games) | .742 (434-585) |
| 4. | 1986-87 (29 games) | .740 (462-624) |
| 5. | 1976-77 (29 games) | .734 (475-647) |





- TEAM RECORDS -

ASSISTS

Game

| | | |
|-----|----------------------------------|----|
| 1. | vs. Tennessee Wesleyan (12/8/88) | 37 |
| 2. | vs. Freed-Hardeman (1/2/86) | 36 |
| t3. | vs. Alabama State (1/15/86) | 34 |
| t3. | vs. Urbana (12/19/84) | 34 |
| t5. | vs. Tennessee Tech (2/2/87) | 32 |
| t5. | vs. Trevecca (11/14/08) | 32 |

Season

| | | |
|----|--------------------|-----|
| 1. | 1985-86 (34 games) | 673 |
| 2. | 2016-17 (36 games) | 553 |
| 3. | 1988-89 (31 games) | 533 |
| 4. | 1986-87 (29 games) | 531 |
| 5. | 1987-88 (34 games) | 527 |

ASSISTS AVERAGE

Season

| | | |
|----|--------------------|------|
| 1. | 1985-86 (34 games) | 19.8 |
| 2. | 1986-87 (29 games) | 18.3 |
| 3. | 1999-00 (28 games) | 17.3 |
| 4. | 1988-89 (31 games) | 17.2 |
| 5. | 1996-97 (31 games) | 16.7 |

STEALS

Game

| | | |
|-----|----------------------------------|----|
| 1. | vs. at Tennessee (12/10/99) | 22 |
| t2. | vs. North Texas (1/6/01) | 19 |
| t2. | vs. UAB (12/22/98) | 19 |
| t2. | vs. Sue Bennett (12/29/96) | 19 |
| t5. | vs. Southeast Missouri (1/18/97) | 18 |
| t5. | vs. Freed-Hardeman (1/2/86) | 18 |
| t5. | vs. Bryan College (11/17/01) | 18 |
| t5. | vs. Montreat (11/27/96) | 18 |

Season

| | | |
|----|--------------------|-----|
| 1. | 2021-22 (37 games) | 295 |
| 2. | 1998-99 (31 games) | 294 |
| 3. | 1985-86 (34 games) | 287 |
| 4. | 1999-00 (28 games) | 278 |
| 5. | 2010-11 (32 games) | 277 |

STEALS AVERAGE

Season

| | | |
|-----|--------------------|-----|
| 1. | 1999-00 (28 games) | 9.9 |
| 2. | 1998-99 (31 games) | 9.5 |
| t3. | 2010-11 (32 games) | 8.7 |
| t3. | 1994-95 (27 games) | 8.7 |
| t5. | 1985-86 (34 games) | 8.4 |
| t5. | 1993-94 (27 games) | 8.4 |

BLOCKS

Game

| | | |
|-----|-------------------------------|----|
| 1. | at Belmont (12/10/22) | 13 |
| t2. | vs. Kennesaw State (11/26/90) | 12 |
| t2. | vs. WKU (2/26/04) | 12 |
| t2. | vs. UAB (1/16/23) | 12 |
| 5. | at Rice (1/11/23) | 11 |

Season

| | | |
|----|--------------------|-----|
| 1. | 2022-23 (33 games) | 159 |
| 2. | 2021-22 (37 games) | 158 |
| 3. | 2011-12 (34 games) | 150 |
| 4. | 1990-91 (30 games) | 143 |
| 5. | 2012-13 (34 games) | 128 |

BLOCKS AVERAGE

Season

| | | |
|----|--------------------|-----|
| 1. | 2022-23 (33 games) | 4.8 |
| 2. | 1990-91 (30 games) | 4.8 |
| 3. | 2011-12 (34 games) | 4.4 |
| 4. | 1991-92 (27 games) | 3.9 |
| 5. | 2012-13 (34 games) | 3.7 |

MOST TURNOVERS

Game

| | | |
|-----|-------------------------------------|----|
| 1. | vs. Cincinnati (1/6/92) | 33 |
| 2. | vs. Tennessee Tech (2/12/00) | 30 |
| 3. | vs. IPFW (1/31/02) | 28 |
| t4. | vs. South Alabama (12/20/91) | 27 |
| t4. | vs. Georgia Southern (12/20/90) | 27 |
| t4. | vs. East Tennessee State (11/27/20) | 27 |

Season

| | | |
|----|--------------------|-----|
| 1. | 1973-74 (26 games) | 542 |
| 2. | 1998-99 (31 games) | 540 |
| 3. | 1974-75 (28 games) | 533 |
| 4. | 1975-76 (28 games) | 532 |
| 5. | 1976-77 (29 games) | 526 |

FEWEST TURNOVERS

Game

| | | |
|-----|-------------------------------|---|
| t1. | vs. Toledo (11/26/16) | 4 |
| t1. | vs. WKU (2/16/17) | 4 |
| t1. | vs. Mars Hill (11/13/19) | 4 |
| t4. | vs. Arkansas State (12/22/88) | 5 |
| t4. | vs. Belmont (12/14/16) | 5 |
| t4. | at North Texas (1/7/17) | 5 |
| t4. | vs. North Texas (2/10/18) | 5 |
| t4. | vs. Chattanooga (12/15/22) | 5 |



- TEAM RECORDS -

Season

| | | |
|----|--------------------|-----|
| 1. | 2020-21 (23 games) | 345 |
| 2. | 1989-90 (28 games) | 364 |
| 3. | 1979-80 (26 games) | 365 |
| 4. | 1983-84 (27 games) | 371 |
| 5. | 2008-09 (32 games) | 371 |

FOULS

Game

| | | |
|-----|--------------------------------|----|
| 1. | vs. Eastern Kentucky (2/20/89) | 49 |
| t2. | vs. Louisiana (1/8/11) | 34 |
| t2. | vs. St. Bonaventure (12/30/93) | 34 |
| t2. | vs. Cleveland State (1/6/90) | 34 |
| t5. | vs. Morehead State (1/6/79) | 33 |
| t5. | vs. Evansville (12/18/10) | 33 |

Season

| | | |
|----|--------------------|-----|
| 1. | 2010-11 (32 games) | 756 |
| 2. | 2015-16 (35 games) | 702 |
| 3. | 2012-13 (34 games) | 700 |
| 4. | 2009-10 (33 games) | 696 |
| 5. | 1988-89 (31 games) | 685 |

FEWEST FOULS

Season

| | | |
|----|--------------------|-----|
| 1. | 1961-62 (18 games) | 355 |
| 2. | 2020-21 (23 games) | 373 |
| 3. | 1955-56 (21 games) | 411 |
| 4. | 1957-58 (21 games) | 419 |
| 5. | 1963-64 (21 games) | 424 |

MOST DISQUALIFICATIONS

Season

| | | |
|----|--------------------|----|
| 1. | 1964-65 (23 games) | 34 |
| 2. | 1993-94 (27 games) | 31 |
| 3. | 1978-79 (27 games) | 30 |
| 4. | 1966-67 (25 games) | 29 |
| 5. | 2010-11 (32 games) | 28 |

FEWEST DISQUALIFICATIONS

Season

| | | |
|-----|--------------------|---|
| 1. | 1983-84 (27 games) | 5 |
| 2. | 2016-17 (36 games) | 5 |
| 3. | 2020-21 (23 games) | 6 |
| t4. | 2012-13 (34 games) | 7 |
| t4. | 2011-12 (34 games) | 7 |

DUNKS

Season

| | | |
|----|--------------------|-----|
| 1. | 2021-22 (37 games) | 263 |
| 2. | 2018-19 (32 games) | 160 |
| 3. | 2016-17 (36 games) | 152 |
| 4. | 2022-23 (33 games) | 123 |
| 5. | 2017-18 (33 games) | 122 |





- COACHING RECORDS -

MOST GAMES COACHED

| | | |
|-----|-------------------------------------|------------|
| 1. | Kermit Davis (2002-18) | 520 |
| 2. | Jimmy Earle (1969-79) | 267 |
| 3. | Bruce Stewart (1984-91) | 217 |
| 4. | Charles N. Greer (1949-56) | 179 |
| 5. | Randy Wiel (1997-02) | 174 |
| 6. | Nick McDevitt (2018-Present) | 156 |
| 7. | Stan Simpson (1979-84) | 137 |
| 8. | Ed Diddle Jr. (1956-62) | 136 |
| 9. | David Farrar (1991-96) | 134 |
| 10. | Ken Trickey (1965-69) | 99 |

MOST WINS

| | | |
|-----|-------------------------------------|--------------|
| 1. | Kermit Davis (2002-18) | 332-188 |
| 2. | Jimmy Earle (1969-79) | 164-103 |
| 3. | Bruce Stewart (1984-91) | 141-76 |
| 4. | Randy Wiel (1997-02) | 84-90 |
| 5. | Charles N. Greer (1949-56) | 76-103 |
| 6. | Stan Simpson (1979-84) | 71-66 |
| 7. | Nick McDevitt (2018-Present) | 69-87 |
| 8. | David Farrar (1991-96) | 61-73 |
| 9. | Ed Diddle Jr. (1956-62) | 56-80 |
| 10. | Frank Faulkinberry (1926-33) | 48-42 |
| 11. | Ken Trickey (1965-69) | 45-54 |
| 12. | Alfred B. Miles (1913-15, 1922-24) | 27-6 |
| 13. | Bill Stokes (1962-65) | 26-42 |
| 14. | E.W. Midgett (1939-42) | 25-35 |
| 15. | E.K. Patty (1946-48) | 24-20 |
| 16. | Johnny "Red" Floyd (1935-39) | 17-33 |
| 17. | Guy Stephenson (1924-26) | 15-11 |
| 18. | Charles Murphy (1948-49) | 11-12 |
| 19. | E.M. Waller (1933-35) | 7-13 |
| 20. | O.L. Freeman (1945-46) | 4-2 |

BEST WINNING PERCENTAGE

| | | |
|-----|-------------------------------------|-------------|
| 1. | Bruce Stewart (1984-91) | .650 |
| 2. | Kermit Davis (2002-18) | .638 |
| 3. | Jimmy Earle (1969-79) | .614 |
| 4. | Frank Faulkinberry (1926-33) | .533 |
| 5. | Stan Simpson (1979-84) | .518 |
| 6. | Randy Wiel (1997-02) | .483 |
| 7. | David Farrar (1991-96) | .455 |
| 8. | Ken Trickey (1965-69) | .455 |
| 9. | Nick McDevitt (2018-Present) | .442 |
| 10. | Charles N. Greer (1949-56) | .425 |

MOST CONFERENCE WINS

| | | |
|-----|-------------------------------------|--------------|
| 1. | Kermit Davis (2002-18) | 185-83 |
| 2. | Jimmy Earle (1969-79) | 72-66 |
| 3. | Bruce Stewart (1984-91) | 61-32 |
| 4. | Randy Wiel (1996-02) | 49-53 |
| 5. | Nick McDevitt (2018-Present) | 39-51 |
| t6. | Stan Simpson (1979-84) | 33-37 |
| t6. | David Farrar (1991-96) | 33-45 |

| | | |
|-----|-------------------------|-------|
| t8. | Ed Diddle Jr. (1956-62) | 18-50 |
| t8. | Ken Trickey (1965-69) | 18-38 |
| 10. | Bill Stokes (1962-65) | 13-27 |

BEST CONFERENCE WINNING PERCENTAGE

| | | |
|-----|-------------------------------------|-------------|
| 1. | Kermit Davis (2002-18) | .690 |
| 2. | Bruce Stewart (1984-91) | .656 |
| 3. | Jimmy Earle (1969-79) | .522 |
| 4. | Randy Wiel (1996-02) | .480 |
| 5. | Stan Simpson (1979-84) | .471 |
| 6. | Nick McDevitt (2018-Present) | .433 |
| 7. | David Farrar (1991-96) | .423 |
| 8. | Bill Stokes (1962-65) | .325 |
| 9. | Ken Trickey (1965-69) | .321 |
| 10. | Ed Diddle Jr. (1956-62) | .265 |

MOST HOME WINS

| | | |
|-----|-------------------------------------|--------------|
| 1. | Kermit Davis (2002-18) | 178-53 |
| 2. | Jimmy Earle (1969-79) | 108-35 |
| 3. | Bruce Stewart (1984-91) | 85-18 |
| 4. | Randy Wiel (1996-02) | 57-24 |
| 5. | Nick McDevitt (2018-Present) | 46-23 |
| 6. | David Farrar (1991-96) | 44-23 |
| 7. | Stan Simpson (1979-84) | 43-21 |
| 8. | Ed Diddle Jr. (1956-62) | 34-33 |
| 9. | Ken Trickey (1965-69) | 29-19 |
| 10. | Bill Stokes (1962-65) | 18-16 |

BEST HOME WINNING PERCENTAGE

| | | |
|-----|-------------------------------------|-------------|
| 1. | Bruce Stewart (1984-91) | .825 |
| 2. | Kermit Davis (2002-18) | .771 |
| 3. | Jimmy Earle (1969-79) | .755 |
| 4. | Randy Wiel (1996-02) | .704 |
| 5. | Stan Simpson (1979-84) | .672 |
| 6. | Nick McDevitt (2018-Present) | .667 |
| 7. | David Farrar (1991-96) | .657 |
| 8. | Ken Trickey (1965-69) | .604 |
| 9. | Bill Stokes (1962-65) | .529 |
| 19. | Ed Diddle Jr. (1956-62) | .507 |

MOST NCAA TOURNAMENTS

| | | |
|-----|-------------------------|---|
| t1. | Kermit Davis (2002-18) | 3 |
| t1. | Bruce Stewart (1984-91) | 3 |
| 3. | Jimmy Earle (1969-79) | 2 |
| 4. | Stan Simpson (1979-84) | 1 |

MOST CONFERENCE TITLES

| | | |
|-----|-------------------------------------|----------|
| 1. | Kermit Davis (2002-18) | 8 |
| 2. | Bruce Stewart (1984-91) | 5 |
| 3. | Jimmy Earle (1969-79) | 4 |
| t4. | Stan Simpson (1979-84) | 1 |
| t4. | Nick McDevitt (2018-Present) | 1 |



- MISCELLANEOUS RECORDS -

BEST WINNING PERCENTAGE

| | | |
|----|---------|-------------|
| 1. | 2016-17 | .861 (31-5) |
| 2. | 2012-13 | .848 (28-6) |
| 3. | 1974-75 | .821 (23-5) |
| 4. | 2011-12 | .794 (27-7) |
| 5. | 1986-87 | .759 (22-7) |

MOST WINS

| | | |
|-----|---------|----|
| 1. | 2016-17 | 31 |
| 2. | 2012-13 | 28 |
| 3. | 2011-12 | 27 |
| 4. | 2021-22 | 26 |
| t5. | 2015-16 | 25 |
| t5. | 2017-18 | 25 |

MOST LOSSES

| | | |
|-----|---------|----|
| 1. | 2019-20 | 23 |
| 2. | 2000-01 | 22 |
| 3. | 2018-19 | 21 |
| 4. | 1982-83 | 20 |
| t5. | 1998-99 | 19 |
| t5. | 1993-94 | 19 |

MOST CONSECUTIVE WINS

| | | |
|-----|---------|----|
| 1. | 2012-13 | 17 |
| 2. | 1985-86 | 14 |
| 3. | 1974-75 | 13 |
| t4. | 1980-81 | 12 |
| t4. | 2011-12 | 12 |
| t6. | 2016-17 | 11 |
| t6. | 2017-18 | 11 |
| t8. | 1973-74 | 10 |
| t8. | 2016-17 | 10 |

MOST CONSECUTIVE HOME WINS

| | | |
|-----|------------------|----|
| 1. | 12/11/73-1/7/76 | 34 |
| 2. | 12/7/85-2/9/87 | 23 |
| 3. | 11/9/12-11/30/13 | 22 |
| t4. | 1/25/88-12/16/89 | 20 |
| t4. | 2/5/2112/3/22 | 20 |
| 5. | 1/18/97-2/5/98 | 14 |
| 6. | 11/22/11-3/13/12 | 13 |
| 7. | 2/8/68-1/11/69 | 12 |

MOST CONSECUTIVE ROAD WINS

| | | |
|-----|------------------|---|
| 1. | 1/5/13-3/10/13 | 9 |
| 2. | 12/3/80-1/15/81 | 6 |
| t3. | 12/31/06-1/20/07 | 5 |
| t3. | 1/21/91-2/11/91 | 5 |
| t3. | 1/6/86-2/1/86 | 5 |
| t3. | 1/7/78-2/13/78 | 5 |
| t3. | 1/7/75-2/1/75 | 5 |

| | | |
|-----|-----------------|---|
| t3. | 1/5/17-2/2/17 | 5 |
| t3. | 1/20/18-2/17/18 | 5 |

MOST CONSECUTIVE LOSSES

| | | |
|-----|---------|----|
| 1. | 2000-01 | 15 |
| 2. | 2018-19 | 13 |
| 3. | 2019-20 | 11 |
| t4. | 1982-83 | 9 |
| t4. | 1962-63 | 9 |

BEST HOME RECORD (BY WINS)

| | | |
|----|---------|------|
| 1. | 2012-13 | 16-0 |
| 2. | 1987-88 | 16-3 |
| 3. | 2021-22 | 15-0 |
| 4. | 2011-12 | 15-2 |
| 5. | 1985-86 | 14-0 |

BEST ROAD RECORD (BY WINS)

| | | |
|----|---------|------|
| 1. | 2017-18 | 12-2 |
| 2. | 2016-17 | 11-2 |
| 3. | 2012-13 | 11-3 |
| 4. | 2011-12 | 11-5 |
| 5. | 1986-87 | 9-4 |

BEST LEAGUE RECORD (BY WINS)

| | | |
|-----|---------|------|
| 1. | 2012-13 | 19-1 |
| 2. | 2016-17 | 17-1 |
| 3. | 2017-18 | 16-2 |
| 4. | 2011-12 | 14-2 |
| t5. | 2009-10 | 13-5 |
| t5. | 2015-16 | 13-5 |
| t5. | 2021-22 | 13-5 |

BEST LEAGUE HOME RECORD (BY WINS)

| | | |
|-----|---------|------|
| 1. | 2012-13 | 10-0 |
| t2. | 2016-17 | 9-0 |
| t2. | 2021-22 | 9-0 |
| 4. | 2011-12 | 8-0 |
| 5. | 2022-23 | 9-1 |

LARGEST WINNING MARGIN

| | | |
|----|---|----|
| 1. | MT 143, Tennessee Wesleyan 68 (12/8/88) | 75 |
| 2. | MT 127, Cumberland 57 (12/2/87) | 70 |
| 3. | MT 118, Freed-Hardeman 52 (1/2/86) | 66 |
| 4. | MT 119, Maryville 61 (11/5/19) | 58 |
| 5. | MT 127, Sue Bennett 50 (12/29/96) | 57 |





- MISCELLANEOUS RECORDS -

LARGEST LOSING MARGIN

| | | |
|-----|-------------------------------------|----|
| 1. | Tennessee 109, MT 40 (11/20/07) | 69 |
| 2. | Morehead State 123, MT 68 (2/24/55) | 55 |
| t3. | North Carolina 99, MT 49 (2/1/97) | 50 |
| t3. | WKU 134, MT 84 (1/30/65) | 50 |
| 5. | Alabama 103, MT 58 (11/29/82) | 45 |

BEST UNBEATEN STARTS

| | | |
|-----|---------|-----|
| t1. | 1976-77 | 5-0 |
| t1. | 1986-87 | 5-0 |
| t3. | 1945-46 | 4-0 |
| t3. | 1946-47 | 4-0 |
| t3. | 1968-69 | 4-0 |
| t3. | 1994-95 | 4-0 |
| t3. | 2011-12 | 4-0 |
| t3. | 2013-14 | 4-0 |
| t9. | 1924-25 | 3-0 |
| t9. | 1951-52 | 3-0 |
| t9. | 1959-60 | 3-0 |
| t9. | 1965-66 | 3-0 |
| t9. | 1970-71 | 3-0 |
| t9. | 2001-02 | 3-0 |
| t9. | 2019-20 | 3-0 |

BEST ONE-LOSS STARTS

| | | |
|-----|---------|------|
| 1. | 1980-81 | 12-1 |
| t2. | 1922-23 | 11-1 |
| t2. | 1929-30 | 11-1 |
| 4. | 2016-17 | 10-1 |
| 5. | 2011-12 | 8-1 |
| t6. | 1986-87 | 7-1 |
| t6. | 2017-18 | 7-1 |
| t6. | 2021-22 | 7-1 |
| t9. | 1968-69 | 6-1 |
| t9. | 1976-77 | 6-1 |
| t9. | 2013-14 | 6-1 |



- MURPHY CENTER RECORDS -

**BLUE
RAIDER**

BASKETBALL

POINTS

Individual

Milton Dean vs. Southeast Missouri (1/14/94) 41

Team

vs. Tennessee Wesleyan (12/8/88) 143

REBOUNDS

Individual

George Sorrell vs. St. Bernard (12/1/73) 21

Warren Kidd vs. Mississippi Valley State (11/23/90) 21

Team

vs. St. Bernard (12/1/73) 75

FIELD GOALS MADE

Individual

Steve Peeler vs. Murray State (1/29/73) 15

Jerry Beck vs. Westmar (12/20/80) 15

Randy Henry vs. Boston College (3/26/88) 15

Team

vs. Tennessee Wesleyan (12/8/88) 58

FIELD GOALS ATTEMPTED

Individual

Milton Dean vs. Minnesota (12/3/93) 28

Team

vs. St. Bernard (12/1/73) 112

FIELD GOAL PERCENTAGE

Individual (minimum 10 made)

Jerry Beck vs. Bluefield (12/18/79) .929 (13-14)

Chris Rainey vs. Eastern Kentucky (2/12/88) .929 (13-14)

Team (minimum 30 made)

vs. UT Martin (2/26/00) .660 (35-53)

3-POINT FIELD GOALS MADE

Individual

James Washington vs. Houston Baptist (2/13/10) 10

Team

vs. Rice (2/8/18) 15

3-POINT FIELD GOALS ATTEMPTED

Individual

Milton Dean vs. Minnesota (12/3/93) 17

James Washington vs. Houston Baptist (2/13/10) 17

Team

vs. WKU (2/26/22) 36

3-POINT FIELD GOAL PERCENTAGE

Individual (minimum 4 made)

Chris Rainey vs. Virginia Tech (11/21/87) 1.000 (6-6)

Chris Rainey vs. Wright State (2/8/89) 1.000 (6-6)

Freddie Martinez vs. Tennessee State (12/9/00) 1.000 (6-6)

Kevin Kanaskie vs. Trevecca (11/14/08) 1.000 (6-6)

Tyrik Dixon vs. WKU (1/14/17) 1.000 (5-5)

Team (minimum 6 made)

vs. Virginia Tech (11/21/87) .875 (7-8)

FREE THROWS MADE

Individual

Aylton Tesch vs. Eastern Illinois (2/5/98) 18

Team

vs. Akron (1/11/88) 34

FREE THROWS ATTEMPTED

Individual

Aylton Tesch vs. Eastern Illinois (2/5/98) 23

Team

vs. Austin Peay (1/28/83) 44

vs. Akron (1/11/88) 44

vs. North Texas (12/31/09) 44

FREE THROW PERCENTAGE

Individual (minimum 10 made)

Sleepy Taylor vs. Eastern Kentucky (1/9/78) 1.000 (13-13)

Sleepy Taylor vs. Tennessee Tech (2/8/75) 1.000 (12-12)

Sleepy Taylor vs. Tennessee Tech (2/5/77) 1.000 (11-11)

Sleepy Taylor vs. Austin Peay (1/21/78) 1.000 (10-10)

Nick King vs. FGCU (11/21/17) 1.000 (10-10)

Team (minimum 12 made)

vs. Kennesaw State (11/28/88) 1.000 (16-16)



HISTORY/RECORDS



- MURPHY CENTER RECORDS -

ASSISTS

Individual

James Johnson vs. Freed-Hardeman (1/2/86) 20

Team

vs. Tennessee Wesleyan (12/8/88) 37

STEALS

Individual

Roni Bailey vs. Montreat (11/27/96) 9

Team

vs. North Texas (1/6/01) 19

vs. Sue Bennett (12/29/96) 19

BLOCKS

Individual

Alex Weekes vs. WKU (2/26/04) 8

Team

vs. Kennesaw State (11/26/90) 12

vs. WKU (2/26/04) 12

MOST CONSECUTIVE 3-POINTERS MADE

Individual

Freddie Martinez 9

MOST CONSECUTIVE FREE THROWS MADE

Individual

Nod Carter (1/13/96-1/29/96) 32

LARGEST CROWDS

1. vs. WKU (2/26/04) 11,807
2. vs. Tennessee (11/21/08) 11,802
3. vs. Tennessee Tech (2/8/75) 11,800
4. vs. Austin Peay (1/26/74) 11,600
- t5. vs. WKU (3/1/75) 11,520
- t5. vs. Tennessee (3/18/88) 11,520
7. vs. Tennessee Tech (2/3/86) 11,500
8. vs. North Carolina (11/30/98) 11,380
9. vs. WKU (3/1/18) 11,307
10. vs. Austin Peay (1/27/75) 10,800



- CONFERENCE USA GAME RECORDS -

**BLUE
RAIDER**

BASKETBALL

POINTS

| | |
|---------------------------------|----|
| Individual | |
| Reggie Upshaw vs. UAB (1/1/917) | 34 |
| Team | |
| vs. Marshall (2/18/17) | 97 |

REBOUNDS

| | |
|-----------------------------|----|
| Individual | |
| Shawn Jones at UAB (3/6/14) | 18 |
| Team | |
| vs. Marshall (1/12/17) | 58 |

FIELD GOALS MADE

| | |
|---|----|
| Individual | |
| JaCorey Williams vs. WKU (1/14/17) | 12 |
| Giddy Potts vs. Florida Atlantic (3/4/17) | 12 |
| Donovan Sims at Southern Miss (1/10/19) | 12 |
| Team | |
| vs. North Texas (1/21/16) | 37 |

FIELD GOALS ATTEMPTED

| | |
|---------------------------------|----|
| Individual | |
| Nick King at Charlotte (2/3/18) | 25 |
| Team | |
| at UAB (2/28/15) | 75 |

FIELD GOAL PERCENTAGE

| | |
|---------------------------------------|-------------------|
| Individual | (minimum 6 made) |
| Brandon Walters vs. LA Tech (1/11/18) | 1.000 (7-7) |
| Team | (minimum 30 made) |
| vs. Charlotte (2/23/19) | .623 (33-53) |

3-POINT FIELD GOALS MADE

| | |
|--|----|
| Individual | |
| Giddy Potts vs. Marshall (2/19/15) | 8 |
| Donovan Sims at Florida Atlantic (1/16/20) | 8 |
| Team | |
| at Southern Miss (2/13/16) | 16 |

3-POINT FIELD GOALS ATTEMPTED

| | |
|--------------------------------------|----|
| Individual | |
| Antonio Green vs. Charlotte (2/7/19) | 15 |
| Team | |
| vs. WKU (2/26/22) | 36 |

3-POINT FIELD GOAL PERCENTAGE

| | |
|------------------------------------|-------------------|
| Individual | (minimum 5 made) |
| Jalen Jordan at Marshall (2/13/21) | 1.000 (7-7) |
| Tyrik Dixon vs. WKU (1/14/17) | 1.000 (5-5) |
| Team | (minimum 10 made) |
| vs. Southern Miss (2/15/14) | .593 (16-27) |

FREE THROWS MADE

| | |
|-------------------------------------|----|
| Individual | |
| Donovan Sims vs. Marshall (2/24/22) | 11 |
| Team | |
| vs. Marshall (2/24/22) | 34 |

FREE THROWS ATTEMPTED

| | |
|---------------------------------|----|
| Individual | |
| Reggie Upshaw at UTEP (1/31/15) | 12 |
| Team | |
| vs. Southern Miss (2/15/14) | 37 |

FREE THROW PERCENTAGE

| | |
|------------------------------|-------------------|
| Individual | (minimum 5 made) |
| By 30 Players | 1.000 |
| Team | (minimum 15 made) |
| at Florida Atlantic (3/7/15) | 1.000 (18-18) |

ASSISTS

| | |
|---------------------------------|----|
| Individual | |
| Camryn Weston vs. WKU (2/26/22) | 10 |
| Camryn Weston at WKU (2/9/23) | 10 |
| Team | |
| vs. WKU (1/14/17) | 25 |



HISTORY/RECORDS



- CONFERENCE USA GAME RECORDS -

STEALS

Individual

Tweety Knight vs. UTEP (1/16/14) 6

Team

at Florida Atlantic (1/21/17) 13

at FIU (1/28/23) 13

BLOCKS

Individual

Shawn Jones vs. Tulane (2/13/14) 6

Team

vs. UAB (1/16/23) 12



- DOUBLE-DOUBLES -

TRIPLE-DOUBLES

| Name/Opponent/Date | P | R | A |
|--|----|----|----|
| Roni Bailey vs. Lyon College (12/3/94) | 17 | 11 | 10 |

DOUBLE-DOUBLES

| Name/Opponent/Date | P | R |
|--|----|----|
| Chester Brown vs. Tusculum College (12/2/70) | 11 | 13 |
| *Ken Riley vs. Troy (12/5/70) | 22 | 14 |
| *Ken Riley vs. Shorter College (12/10/70) | 21 | 10 |
| @Ken Riley at East Tennessee State (1/4/71) | 16 | 11 |
| @Ken Riley vs. Morehead State (1/9/71) | 20 | 15 |
| @Ken Riley vs. Eastern Kentucky (1/11/71) | 13 | 11 |
| @Ken Riley at Tennessee Wesleyan (1/14/71) | 16 | 14 |
| #@Ken Riley at Austin Peay (1/23/71) | 20 | 11 |
| #Kerry Cochran at Austin Peay (1/23/71) | 10 | 15 |
| *Ken Riley vs. UT Chattanooga (1/28/71) | 11 | 10 |
| *Ken Riley at Western Kentucky (1/30/71) | 13 | 15 |
| Terry Johnson at Appalachian State (2/1/71) | 14 | 10 |
| *Ken Riley at Bellarmine (2/3/71) | 28 | 14 |
| *Ken Riley vs. Western Kentucky (2/6/71) | 13 | 10 |
| #*Chester Brown vs. Tennessee Tech (2/15/71) | 12 | 13 |
| #Ken Riley vs. Tennessee Tech (2/15/71) | 17 | 16 |
| *Chester Brown at UT Chattanooga (2/18/71) | 11 | 11 |
| Ken Riley at Eastern Kentucky (2/20/71) | 18 | 12 |
| Nick Prater at Morehead State (2/22/71) | 10 | 10 |
| \$Ken Riley vs. UT Martin (2/25/71) | 19 | 19 |
| \$Ken Riley vs. Austin Peay (2/27/71) | 13 | 11 |
| \$Ken Riley at Murray State (3/1/71) | 29 | 17 |
| Terry Johnson vs. Tennessee Wesleyan (12/2/71) | 11 | 14 |
| Terry Johnson vs. Birmingham Southern (1/8/72) | 19 | 20 |
| Chester Brown vs. UT Martin (1/20/72) | 17 | 10 |
| Chester Brown vs. UT Chattanooga (1/27/72) | 10 | 16 |
| Terry Johnson vs. Murray State (1/29/72) | 15 | 10 |
| *Chester Brown vs. St. Francis (PA) (2/2/72) | 35 | 18 |
| *Chester Brown vs. Western Kentucky (2/5/72) | 12 | 18 |
| #*Chester Brown vs. Morehead State (2/19/72) | 22 | 10 |
| #Terry Johnson vs. Morehead State (2/19/72) | 10 | 12 |
| #*Chester Brown vs. Eastern Kentucky (2/21/72) | 32 | 17 |
| #Nick Prater vs. Eastern Kentucky (2/21/72) | 18 | 10 |
| Terry Johnson vs. Austin Peay (2/26/72) | 11 | 11 |
| Chester Brown at Texas Pan-American (12/4/72) | 11 | 10 |
| #*Steve Peeler vs. Bellarmine (1/8/73) | 19 | 10 |
| #Tim Sisneros vs. Bellarmine (1/8/73) | 13 | 12 |
| *Steve Peeler vs. MacMurray College (1/10/73) | 31 | 16 |
| Jimmy Powell at Tennessee Tech (1/13/73) | 24 | 14 |
| Tim Sisneros vs. Eastern Kentucky (1/22/73) | 21 | 12 |
| *Steve Peeler at UT Chattanooga (1/31/73) | 11 | 10 |
| *Steve Peeler at Western Kentucky (2/3/73) | 22 | 10 |
| Jimmy Powell vs. UT Chattanooga (2/15/73) | 17 | 10 |
| #Jimmy Powell vs. St. Bernard College (12/1/73) | 14 | 13 |
| #*George Sorrell vs. St. Bernard College (12/1/73) | 23 | 21 |
| #Tim Sisneros vs. St. Bernard College (12/1/73) | 22 | 12 |
| *George Sorrell vs. ULM (12/4/73) | 15 | 14 |

| | | |
|---|----|------|
| #George Sorrell vs. Cal State-Sonoma (12/13/73) | 14 | 15 |
| #Tim Sisneros vs. Cal State-Sonoma (12/13/73) | 17 | 13 |
| George Sorrell vs. Tennessee State (12/28/73) | 26 | 17 |
| George Sorrell vs. UT Chattanooga (1/7/74) | 16 | 20 |
| \$Tim Sisneros vs. Buffalo State (1/9/74) | 15 | 18 |
| #Jimmy Powell vs. Tennessee Tech (1/12/74) | 26 | 10 |
| #\$Tim Sisneros vs. Tennessee Tech (1/12/74) | 10 | 15 |
| #George Sorrell vs. East Tennessee (1/14/74) | 13 | 18 |
| #\$Tim Sisneros vs. East Tennessee (1/14/74) | 15 | 12 |
| #Jimmy Powell vs. Austin Peay (1/26/74) | 12 | 15 |
| #Steve Peeler vs. Austin Peay (1/26/74) | 20 | 10 |
| \$George Sorrell at Murray State (1/28/74) | 24 | 14 |
| #\$George Sorrell vs. Western Kentucky (2/2/74) | 25 | 16 |
| #Tim Sisneros vs. Western Kentucky (2/2/74) | 12 | 10 |
| \$George Sorrell at UT Chattanooga (2/4/74) | 20 | 13 |
| #Tim Sisneros vs. Eastern Kentucky (2/16/74) | 12 | 13 |
| #Steve Peeler vs. Eastern Kentucky (2/16/74) | 19 | 12 |
| *George Sorrell vs. Morehead State (2/18/74) | 20 | 18 |
| *George Sorrell vs. Murray State (2/23/74) | 29 | 13 |
| #Tim Sisneros vs. Pennsylvania (11/29/74) | 15 | 12 |
| #George Sorrell vs. Pennsylvania (11/29/74) | 23 | 13 |
| #Sleepy Taylor vs. Ole Miss (11/30/74) | 18 | 12 |
| #@George Sorrell vs. Ole Miss (11/30/74) | 22 | 14 |
| @George Sorrell vs. Wisconsin-Green Bay (12/5/74) | 12 | 19 |
| @George Sorrell at ULM (12/7/74) | 19 | 19 |
| @George Sorrell vs. Belmont (12/9/74) | 15 | 17 |
| George Sorrell at Vanderbilt (12/30/74) | 12 | 12 |
| Tim Sisneros vs. David Lipscomb (12/31/74) | 21 | 11 |
| #George Sorrell vs. Virginia Military (1/4/75) | 21 | 14 |
| #Sleepy Taylor vs. Virginia Military (1/4/75) | 22 | 12 |
| #Tim Sisneros vs. Virginia Military (1/4/75) | 19 | 14 |
| Steve Peeler at Tennessee State (1/7/75) | 22 | 10 |
| \$George Sorrell at East Tennessee (1/11/75) | 23 | 11 |
| #\$George Sorrell at Tennessee Tech (1/13/75) | 13 | 19 |
| #Steve Peeler at Tennessee Tech (1/13/75) | 18 | 12 |
| \$George Sorrell vs. Eastern Kentucky (1/18/75) | 26 | 15 |
| #Sleepy Taylor vs. Morehead State (1/20/75) | 24 | 10 |
| #\$Tim Sisneros vs. Morehead State (1/20/75) | 20 | 12 |
| #George Sorrell at Murray State (1/25/75) | 23 | 10 |
| #\$Tim Sisneros at Murray State (1/25/75) | 17 | 11 |
| #*Sleepy Taylor vs. Austin Peay (1/27/75) | 24 | 15 |
| #\$Tim Sisneros vs. Austin Peay (1/27/75) | 15 | 11 |
| #&Steve Peeler at Western Kentucky (2/1/75) | 28 | 11 |
| #*Sleepy Taylor at Western Kentucky (2/1/75) | 20 | 10 |
| #^ George Sorrell at Western Kentucky (2/1/75) | 17 | 11 |
| #&Steve Peeler vs. Tennessee State (2/3/75) | 10 | 12 |
| #^ George Sorrell vs. Tennessee State (2/3/75) | 12 | 11 |
| #^ George Sorrell vs. Tennessee Tech (2/8/75) | 10 | 16 |
| #Sleepy Taylor vs. Tennessee Tech (2/8/75) | 28 | 13 |
| #&Steve Peeler vs. Tennessee Tech (2/8/75) | 28 | 16 |
| #^ George Sorrell vs. East Tennessee (2/10/75) | 17 | 20 |
| #&Steve Peeler vs. East Tennessee (2/10/75) | 18 | 11 |
| #Jimmy Martin vs. East Tennessee (2/10/75) | 13 | 12 a |
| #^ George Sorrell at Morehead State (2/15/75) | 15 | 14 |





- DOUBLE-DOUBLES -

| | | |
|--|----|------|
| #*Tim Sisneros at Morehead State (2/15/75) | 22 | 14 |
| #^George Sorrell at Eastern Kentucky (2/17/75) | 33 | 18 |
| #*Tim Sisneros at Eastern Kentucky (2/17/75) | 12 | 11 |
| ^George Sorrell at Austin Peay (2/22/75) | 24 | 16 |
| #Tim Sisneros vs. Murray State (2/24/75) | 24 | 10 |
| #*Jimmy Martin vs. Murray State (2/24/75) | 17 | 11 a |
| #*George Sorrell vs. Western Kentucky (3/1/75) | 10 | 18 |
| #*Jimmy Martin vs. Western Kentucky (3/1/75) | 17 | 10 a |
| #*George Sorrell vs. Morehead State (3/7/75) | 18 | 13 |
| #Sleepy Taylor vs. Morehead State (3/7/75) | 12 | 10 |
| #*Tim Sisneros vs. Morehead State (3/7/75) | 10 | 10 |
| *Tim Sisneros vs. Austin Peay (3/8/75) | 12 | 13 |
| George Sorrell vs. Oregon State (3/15/75) | 23 | 17 |
| *Tim Sisneros vs. Sewanee (12/1/75) | 29 | 10 |
| *Tim Sisneros vs. Morris Harvey (12/4/75) | 22 | 11 |
| John Bonner vs. Rio Grande College (12/13/75) | 15 | 11 |
| @Tim Sisneros vs. Army (12/20/75) | 26 | 18 |
| @Tim Sisneros vs. Mercer (12/23/75) | 25 | 12 |
| @Tim Sisneros vs. Cal Poly State (12/29/75) | 25 | 15 |
| @Tim Sisneros vs. Athens College (1/3/76) | 21 | 15 |
| @Tim Sisneros vs. UT Chattanooga (1/7/76) | 16 | 11 |
| Tim Sisneros vs. Tennessee Tech (1/17/76) | 18 | 11 |
| Tim Sisneros at Western Kentucky (2/7/76) | 32 | 10 |
| #Tim Sisneros at Tennessee Tech (2/16/76) | 27 | 10 |
| #Lewis Mack at Tennessee Tech (2/16/76) | 11 | 12 a |
| #John Bonner vs. Eastern Kentucky (2/21/76) | 13 | 12 |
| #Tim Sisneros vs. Eastern Kentucky (2/21/76) | 28 | 20 |
| #Claude Taylor at Marshall (2/25/76) | 19 | 10 |
| #*Tim Sisneros at Marshall (2/25/76) | 37 | 14 |
| *Tim Sisneros vs. Murray State (2/28/76) | 23 | 18 |
| Bob Martin at UALR (12/1/76) | 16 | 12 |
| Greg Joyner at Bellarmine College (12/21/76) | 22 | 11 |
| Bob Martin at Vanderbilt (12/29/76) | 15 | 13 |
| #Bob Martin vs. Culver-Stockton (1/5/77) | 20 | 13 |
| #Lewis Mack vs. Culver-Stockton (1/5/77) | 10 | 10 a |
| Bob Martin at Tennessee Tech (1/10/77) | 13 | 14 |
| #Greg Joyner vs. Morehead State (1/17/77) | 20 | 15 |
| #Bob Martin vs. Morehead State (1/17/77) | 12 | 12 |
| Lewis Mack at UT Chattanooga (1/31/77) | 11 | 12 a |
| #*Greg Joyner vs. Marshall (2/3/77) | 16 | 12 |
| #\$Bob Martin vs. Marshall (2/3/77) | 17 | 15 |
| #*Greg Joyner vs. Tennessee Tech (2/5/77) | 25 | 13 |
| #\$Bob Martin vs. Tennessee Tech (2/5/77) | 15 | 14 |
| Bob Martin vs. East Tennessee State (2/7/77) | 18 | 14 |
| Greg Joyner at Austin Peay (2/19/77) | 22 | 13 |
| Greg Joyner vs. Detroit (3/13/77) | 23 | 15 |
| *Bob Martin at Oral Roberts (11/28/77) | 14 | 12 |
| *Bob Martin vs. Athens College (12/1/77) | 14 | 11 |
| #Greg Joyner at Ole Miss (12/12/77) | 10 | 10 |
| #Bob Martin at Ole Miss (12/12/77) | 11 | 11 |
| #*Bob Martin vs. Urbana College (1/4/78) | 15 | 11 |
| #Claude Taylor vs. Urbana College (1/4/78) | 12 | 10 |
| *Bob Martin at Morehead State (1/7/78) | 12 | 13 |
| Greg Joyner at Eastern Kentucky (1/9/78) | 26 | 10 |

| | | |
|--|----|------|
| Bob Martin vs. Tennessee Tech (1/14/78) | 12 | 12 |
| Bob Martin vs. Western Kentucky (1/28/78) | 20 | 15 |
| Greg Joyner vs. Georgia College (12/2/78) | 16 | 12 |
| #Leroy Coleman vs. Pikeville College (12/7/78) | 23 | 10 |
| #Greg Joyner vs. Pikeville College (12/7/78) | 12 | 15 |
| Chris Harris vs. Central Arkansas (12/20/78) | 15 | 11 |
| &Greg Joyner vs. David Lipscomb (12/30/78) | 27 | 10 |
| &Greg Joyner vs. UNC-Asheville (1/2/79) | 18 | 17 |
| #&Greg Joyner vs. Morehead State (1/6/79) | 28 | 15 |
| #Leroy Coleman vs. Morehead State (1/6/79) | 21 | 11 |
| #Chris Harris vs. Morehead State (1/6/79) | 22 | 17 |
| &Greg Joyner vs. Eastern Kentucky (1/8/79) | 19 | 11 |
| Chris Harris at Tennessee Tech (1/13/79) | 23 | 10 |
| Leroy Coleman at Eastern Kentucky (2/3/79) | 22 | 13 |
| Greg Joyner vs. Mercer (2/8/79) | 13 | 12 |
| Jimmy Riley vs. Mercer (2/8/79) | 19 | 10 |
| Leroy Coleman vs. Tennessee Tech (2/10/79) | 13 | 10 |
| Greg Joyner vs. Austin Peay (2/19/79) | 12 | 13 a |
| Greg Joyner vs. Eastern Kentucky (3/2/79) | 26 | 10 |
| Chris Harris vs. Eastern Kentucky (3/2/79) | 20 | 11 |
| Chris Harris vs. State Louis (11/30/79) | 19 | 10 |
| &Jerry Beck at Mercer (12/15/79) | 17 | 10 |
| &Jerry Beck vs. Bluefield College (12/18/79) | 27 | 16 |
| &Jerry Beck vs. Rio Grande College (12/20/79) | 19 | 12 |
| &Jerry Beck vs. Mercer (12/22/79) | 24 | 18 |
| Jerry Beck at Centenary (1/3/80) | 14 | 15 |
| Jerry Beck vs. Austin Peay (1/17/80) | 24 | 13 |
| Jerry Beck at Morehead State (1/26/80) | 17 | 11 |
| Jerry Beck vs. Morehead State (2/2/80) | 17 | 12 |
| *Chris Harris at Tennessee Tech (2/7/80) | 14 | 12 |
| *Chris Harris at Akron (2/9/80) | 21 | 13 |
| Jerry Beck vs. Murray State (2/14/80) | 25 | 15 |
| *Jerry Beck at Western Carolina (11/29/80) | 17 | 13 |
| *Jerry Beck vs. UT Chattanooga (12/1/80) | 20 | 15 |
| Jerry Beck vs. Westmar College (12/20/80) | 34 | 15 |
| *Jerry Beck vs. Tennessee State (12/30/80) | 18 | 13 |
| *Jerry Beck vs. Morehead State (1/3/81) | 17 | 12 |
| Jerry Beck at Akron (1/10/81) | 13 | 10 |
| \$Jerry Beck vs. Western Carolina (1/24/81) | 16 | 13 |
| \$Jerry Beck at Morehead State (1/29/81) | 17 | 11 |
| \$Jerry Beck at Eastern Kentucky (1/31/81) | 20 | 10 |
| Jerry Beck vs. Akron (2/7/81) | 27 | 13 |
| Jerry Beck vs. Murray State (2/12/81) | 17 | 12 |
| &Jerry Beck vs. Western Kentucky (2/19/81) | 17 | 13 |
| #&Jerry Beck at UT Chattanooga (2/21/81) | 16 | 10 |
| #Rick Campbell at UT Chattanooga (2/21/81) | 20 | 10 a |
| &Jerry Beck vs. Oral Roberts (2/25/81) | 20 | 15 |
| &Jerry Beck vs. Murray State (3/6/81) | 14 | 11 |
| Chris Harris vs. South Alabama (12/3/81) | 11 | 10 |
| *Jerry Beck at Eastern Kentucky (12/12/81) | 12 | 12 |
| *Jerry Beck vs. Georgia State (12/17/81) | 11 | 17 |
| Jerry Beck vs. Detroit (12/30/81) | 22 | 14 |
| *Jerry Beck vs. Akron (1/7/82) | 28 | 13 |
| *Jerry Beck vs. Youngstown State (1/9/82) | 17 | 15 |



- DOUBLE-DOUBLES -

| | | | | | |
|--|----|------|---|----|------|
| Jerry Beck at Tennessee State (1/16/82) | 22 | 12 | #Dwayne Rainey vs. Murray State (1/11/86) | 10 | 10 |
| *Jerry Beck at Oral Roberts (1/27/82) | 28 | 12 | Lee Campbell vs. Alabama State (1/15/86) | 17 | 12 |
| *Jerry Beck at Tennessee Tech (1/31/82) | 20 | 10 | Kerry Hammonds at Eastern Kentucky (1/20/86) | 12 | 11 |
| Chris Harris at Youngstown State (2/6/82) | 11 | 10 | Lee Campbell vs. Youngstown State (1/25/86) | 13 | 14 |
| &Jerry Beck vs. Western Kentucky (2/13/82) | 26 | 13 | *Kerry Hammonds vs. Akron (1/27/86) | 17 | 12 |
| &Jerry Beck at Murray State (2/18/82) | 20 | 11 | *Kerry Hammonds at Tennessee State (2/1/86) | 17 | 14 |
| &Jerry Beck at Austin Peay (2/20/82) | 19 | 12 | #Duane Washington at Murray State (2/17/86) | 10 | 12 a |
| &Jerry Beck vs. Morehead State (2/25/82) | 10 | 15 | #Lee Campbell at Murray State (2/17/86) | 16 | 15 |
| Jerry Beck vs. Murray State (3/5/82) | 19 | 11 | Lee Campbell vs. Tennessee State (2/26/86) | 22 | 11 |
| Jerry Beck vs. 15 Kentucky (3/11/82) | 14 | 10 | Kerry Hammonds vs. Eastern Kentucky (3/3/86) | 20 | 12 |
| Doug Lipscomb at South Alabama (12/4/82) | 15 | 11 | Lee Campbell vs. Murray State (3/7/86) | 24 | 15 |
| Wardell Perry vs. Western Kentucky (12/8/82) | 10 | 15 | *Dwayne Rainey at Armstrong State (11/28/86) | 11 | 10 |
| Doug Lipscomb at Morehead State (12/17/82) | 20 | 13 | *Dwayne Rainey at Old Dominion (12/2/86) | 23 | 11 |
| Doug Lipscomb at Tennessee Tech (1/15/83) | 18 | 14 | Duane Washington vs. Cumberland (12/11/86) | 10 | 12 |
| ##*Doug Lipscomb vs. Georgia State (2/1/83) | 14 | 11 | \$Dwayne Rainey vs. McNeese State (12/15/86) | 27 | 17 |
| #Raleigh Choice vs. Georgia State (2/1/83) | 17 | 10 | \$Dwayne Rainey vs. Lincoln Memorial (12/17/86) | 21 | 15 |
| *Doug Lipscomb at Akron (2/4/83) | 34 | 14 | \$Dwayne Rainey at Marshall (12/20/86) | 14 | 10 |
| #Doug Lipscomb vs. Eastern Kentucky (3/5/83) | 13 | 10 | Randy Henry vs. UALR (12/22/86) | 18 | 10 |
| #Raleigh Choice vs. Eastern Kentucky (3/5/83) | 10 | 11 | Dwayne Rainey vs. Michigan (12/29/86) | 13 | 13 |
| LaRae Davis vs. Georgia State (11/26/83) | 22 | 10 | Dwayne Rainey at Austin Peay (1/12/87) | 19 | 14 |
| #Russell Smith at Tennessee State (12/3/83) | 11 | 14 | Kerry Hammonds vs. Morehead State (1/17/87) | 17 | 10 |
| ##*Doug Lipscomb at Tennessee State (12/3/83) | 14 | 11 | Duane Washington vs. Eastern Kentucky (1/19/87) | 15 | 16 a |
| *Doug Lipscomb vs. Urbana (12/5/83) | 18 | 12 | Randy Henry at Youngstown State (1/24/87) | 14 | 10 |
| Raleigh Choice vs. Austin Peay (12/17/83) | 18 | 14 | Randy Henry at Tennessee State (1/31/87) | 10 | 10 |
| Doug Lipscomb vs. Georgia College (1/2/84) | 11 | 13 | Dwayne Rainey vs. Tennessee Tech (2/2/87) | 21 | 11 |
| *Russell Smith at Tennessee Tech (1/7/84) | 17 | 11 | Duane Washington vs. Akron (2/7/87) | 14 | 11 a |
| *Russell Smith at Morehead State (1/12/84) | 14 | 11 | Randy Henry at Morehead State (2/23/87) | 27 | 11 |
| \$Doug Lipscomb vs. Youngstown State (1/19/84) | 24 | 13 | Kerry Hammonds vs. Tennessee State (2/26/87) | 20 | 11 |
| \$Doug Lipscomb vs. Akron (1/21/84) | 15 | 14 | #Randy Henry vs. Virginia Tech (11/21/87) | 12 | 13 |
| ##\$Doug Lipscomb vs. Austin Peay (1/26/84) | 11 | 10 | #Dwayne Rainey vs. Virginia Tech (11/21/87) | 10 | 11 |
| #Raleigh Choice vs. Austin Peay (1/26/84) | 12 | 10 | Chris Ingram vs. Cumberland (12/2/87) | 12 | 11 |
| Russell Smith vs. Tennessee State (2/2/84) | 25 | 14 | Dwayne Rainey at McNeese State (12/5/87) | 20 | 12 |
| Doug Lipscomb vs. Morehead State (2/16/84) | 15 | 12 | #Tyrus Baynham vs. UT Chattanooga (12/12/87) | 20 | 10 |
| #Doug Lipscomb at Akron (2/25/84) | 15 | 11 | #Dwayne Rainey vs. UT Chattanooga (12/12/87) | 16 | 12 |
| #Raleigh Choice at Akron (2/25/84) | 12 | 12 | ##*Chris Rainey vs. UT-Chattanooga (12/12/87) | 19 | 10 a |
| Kerry Hammonds at UT-Chattanooga (12/1/84) | 20 | 11 | *Chris Rainey vs. Louisiana Tech (12/15/87) | 11 | 11 a |
| #Lonnie Thompson vs. Miles College (12/8/84) | 21 | 13 | Randy Henry vs. UNC Charlotte (12/18/87) | 21 | 19 |
| #Kerry Hammonds vs. Miles College (12/8/84) | 24 | 14 | Tyrus Baynham vs. Kennesaw (1/2/88) | 11 | 11 a |
| #Kerry Hammonds vs. Urbana (12/19/84) | 12 | 11 | *Dwayne Rainey at Louisiana Tech (1/7/88) | 14 | 13 a |
| #Kim Cooksey vs. Urbana (12/19/84) | 22 | 10 | *Dwayne Rainey vs. Akron (1/11/88) | 24 | 16 |
| Kerry Hammonds at Youngstown State (1/19/85) | 12 | 16 | Dwayne Rainey vs. Austin Peay (1/25/88) | 12 | 11 |
| Russell Smith at Murray State (1/28/85) | 15 | 14 | Randy Henry at Tennessee State (2/5/88) | 24 | 11 |
| Lonnie Thompson at Georgia Southern (1/30/85) | 19 | 12 | Dwayne Rainey vs. Eastern Kentucky (2/12/88) | 10 | 11 |
| *Kerry Hammonds vs. Tennessee State (2/7/85) | 17 | 13 | Dwayne Rainey vs. Tennessee State (2/20/88) | 11 | 10 |
| *Kerry Hammonds vs. Austin Peay (2/9/85) | 18 | 10 | #Randy Henry vs. Youngstown State (2/22/88) | 19 | 12 |
| Billy Miller vs. Murray State (2/11/85) | 13 | 11 | #Tyrus Baynham vs. Youngstown State (2/22/88) | 12 | 10 a |
| James Johnson vs. Akron (2/25/85) | 10 | 10 | Dwayne Rainey at Austin Peay (2/27/88) | 18 | 12 |
| Dwayne Rainey vs. Minnesota (11/23/85) | 18 | 12 | Dwayne Rainey at Tennessee Tech (3/3/88) | 14 | 12 |
| Kerry Hammonds vs. South Carolina (11/29/85) | 12 | 10 | *Randy Henry vs. Youngstown State (3/7/88) | 17 | 13 |
| Kerry Hammonds at Western Kentucky (12/9/85) | 12 | 12 | ##*Randy Henry vs. Austin Peay (3/11/88) | 14 | 11 |
| Lee Campbell at Missouri (12/11/85) | 17 | 10 | #Dwayne Rainey vs. Austin Peay (3/11/88) | 17 | 12 |
| Kerry Hammonds vs. Transylvania (12/21/85) | 19 | 13 | *Randy Henry vs. Georgia (3/22/88) | 18 | 12 |
| #Lee Campbell vs. Murray State (1/11/86) | 23 | 10 | *Randy Henry vs. Boston College (3/26/88) | 34 | 12 |
| #James Johnson vs. Murray State (1/11/86) | 10 | 11 a | Kerry Hammonds at Wright State (12/3/88) | 24 | 12 |





- DOUBLE-DOUBLES -

| | | |
|--|----|------|
| #Kevin Wallace vs. Tennessee Wesleyan (12/8/88) | 28 | 10 |
| #*Kerry Hammonds vs. Tennessee Wesleyan (12/8/88) | 17 | 11 |
| *Kerry Hammonds vs. Alabama State (12/10/88) | 24 | 15 |
| *Kerry Hammonds vs. Louisiana Tech (12/20/88) | 24 | 11 |
| #Randy Henry vs. Arkansas State (12/22/88) | 27 | 13 |
| #*Kerry Hammonds vs. Arkansas State (12/22/88) | 21 | 12 |
| Gerald Harris vs. Colorado (12/30/88) | 10 | 11 |
| *Kerry Hammonds at Alabama State (1/4/89) | 24 | 13 |
| #Gerald Harris vs. Akron (1/7/89) | 15 | 10 |
| #*Kerry Hammonds vs. Akron (1/7/89) | 29 | 10 |
| !Kerry Hammonds at Tennessee Tech (1/16/89) | 18 | 11 |
| #!Kerry Hammonds vs. Eastern Kentucky (1/21/89) | 18 | 17 |
| #Randy Henry vs. Eastern Kentucky (1/21/89) | 24 | 10 |
| !Kerry Hammonds vs. Morehead State (1/23/89) | 17 | 16 |
| !Kerry Hammonds at Austin Peay (1/28/89) | 10 | 21 |
| !Kerry Hammonds at Murray State (1/30/89) | 14 | 18 |
| #!Kerry Hammonds at Tennessee State (2/4/89) | 18 | 10 |
| #*Randy Henry at Tennessee State (2/4/89) | 26 | 11 |
| *Randy Henry vs. Wright State (2/8/89) | 26 | 11 |
| Kerry Hammonds vs. Austin Peay (2/13/89) | 18 | 11 |
| Kerry Hammonds at Eastern Kentucky (2/20/89) | 11 | 13 |
| Chris Rainey vs. Tennessee Tech (2/25/89) | 19 | 13 |
| *Kerry Hammonds vs. Austin Peay (3/9/89) | 17 | 16 |
| #*Kerry Hammonds vs. 16 Florida State (3/16/89) | 11 | 13 |
| #Randy Henry vs. 16 Florida State (3/16/89) | 26 | 10 |
| *Kerry Hammonds vs. Virginia (3/18/89) | 22 | 15 |
| Chris Ingram vs. Tusculum College (11/30/89) | 19 | 12 |
| Kevin Wallace at Louisiana Tech (12/9/89) | 10 | 11 |
| Quincy Vance vs. Kennesaw (12/16/89) | 15 | 10 |
| Chris Ingram vs. Cleveland State (12/18/89) | 11 | 11 |
| Quincy Vance vs. Alcorn State (12/23/89) | 13 | 14 |
| Kevin Wallace vs. Northeast Louisiana (12/30/89) | 21 | 14 |
| David Clark at Morehead State (1/26/90) | 11 | 10 |
| #*Kevin Wallace at Tennessee Tech (2/3/90) | 14 | 10 |
| #*Quincy Vance at Tennessee Tech (2/3/90) | 10 | 12 |
| #*Kevin Wallace vs. Akron (2/5/90) | 26 | 11 |
| #*Quincy Vance vs. Akron (2/5/90) | 13 | 10 |
| Chris Ingram vs. Morehead State (2/12/90) | 17 | 10 |
| #Kevin Wallace at Austin Peay (2/17/90) | 16 | 11 |
| #Quincy Vance at Austin Peay (2/17/90) | 32 | 11 |
| Quincy Vance vs. Alabama State (2/22/90) | 16 | 19 |
| Chris Ingram vs. Tennessee State (2/24/90) | 20 | 10 |
| \$Warren Kidd vs. Mississippi Valley St.(11/23/90) | 18 | 21 |
| \$#Warren Kidd vs. Kennesaw (11/26/90) | 22 | 10 |
| #Greg Christian vs. Kennesaw (11/26/90) | 13 | 14 a |
| \$Warren Kidd at South Carolina State (11/29/90) | 15 | 16 |
| Jeff Clifton vs. Grambling (12/4/90) | 21 | 10 |
| Warren Kidd at Memphis State (12/8/90) | 18 | 10 |
| *Warren Kidd at Alcorn State (12/15/90) | 10 | 11 |
| *Warren Kidd vs. Georgia Southern (12/20/90) | 20 | 16 |
| \$Quincy Vance vs. Samford (12/29/90) | 14 | 10 |
| #\$Quincy Vance vs. FIU (1/7/91) | 27 | 13 |
| #&Warren Kidd vs. FIU (1/7/91) | 13 | 17 |
| *\$Quincy Vance vs. Austin Peay (1/12/91) | 14 | 16 |

| | | |
|--|----|----|
| #&Warren Kidd vs. Austin Peay (1/12/91) | 14 | 13 |
| &Warren Kidd vs. Murray State (1/14/91) | 10 | 10 |
| &Warren Kidd at Eastern Kentucky (1/19/91) | 10 | 10 |
| Jeff Clifton vs. Tennessee Tech (1/26/91) | 18 | 12 |
| \$Warren Kidd vs. Tennessee State (1/28/91) | 15 | 17 |
| \$Warren Kidd vs. South Carolina State (1/30/91) | 19 | 15 |
| \$Warren Kidd at FIU (2/2/91) | 22 | 14 |
| Chris Ingram at Grambling (2/6/91) | 10 | 10 |
| Warren Kidd at Tennessee State (2/9/91) | 15 | 14 |
| Robert Taylor at Tennessee Tech (2/11/91) | 24 | 10 |
| *Warren Kidd vs. Morehead State (2/16/91) | 18 | 11 |
| *Warren Kidd vs. Eastern Kentucky (2/18/91) | 13 | 15 |
| #Quincy Vance at Austin Peay (2/25/91) | 23 | 13 |
| #&Warren Kidd at Austin Peay (2/25/91) | 21 | 20 |
| &Warren Kidd at Austin Peay (3/2/91) | 13 | 18 |
| &Warren Kidd vs. Eastern Kentucky (3/6/91) | 20 | 20 |
| &Warren Kidd at Murray State (3/7/91) | 10 | 11 |
| Warren Kidd at Tennessee (12/5/91) | 18 | 10 |
| Quincy Vance at Mississippi Valley State (12/7/91) | 16 | 14 |
| *Warren Kidd at Murray State (12/14/91) | 14 | 10 |
| *Warren Kidd vs. South Alabama (12/20/91) | 20 | 11 |
| Warren Kidd vs. Oral Roberts (1/2/92) | 16 | 12 |
| Warren Kidd vs. Austin Peay (1/13/92) | 21 | 15 |
| &Warren Kidd at Tennessee Tech (1/20/92) | 22 | 18 |
| &Warren Kidd vs. Morehead State (1/25/92) | 19 | 14 |
| &Warren Kidd vs. Eastern Kentucky (1/27/92) | 12 | 12 |
| &#Warren Kidd vs. Murray State (2/1/92) | 10 | 10 |
| *#Quincy Vance vs. Murray State (2/1/92) | 22 | 11 |
| *Quincy Vance at Eastern Kentucky (2/8/92) | 16 | 10 |
| Warren Kidd at Morehead State (2/10/92) | 25 | 17 |
| #Kelvin Hammonds vs. Tennessee State (2/17/92) | 11 | 10 |
| #*Warren Kidd vs. Tennessee State (2/17/92) | 19 | 15 |
| *Warren Kidd at Austin Peay (2/22/92) | 22 | 18 |
| Quincy Vance at Southeast Missouri St. (2/24/92) | 14 | 10 |
| *Warren Kidd at College of Charleston (2/29/92) | 15 | 19 |
| *Warren Kidd vs. Arkansas State (3/3/92) | 13 | 12 |
| Warren Kidd vs. Livingston State (12/1/92) | 23 | 16 |
| \$Warren Kidd vs. Colorado (12/5/92) | 18 | 12 |
| \$Warren Kidd at Minnesota (12/12/92) | 17 | 18 |
| \$Warren Kidd at Oral Roberts (12/21/92) | 17 | 13 |
| \$Warren Kidd vs. Southern Univ (1/2/93) | 19 | 18 |
| \$Warren Kidd at UMKC (1/4/93) | 23 | 16 |
| \$Warren Kidd vs. Morehead State (1/9/93) | 12 | 17 |
| \$Warren Kidd vs. Tennessee State (1/13/93) | 12 | 18 |
| \$Warren Kidd at UT-Martin (1/18/93) | 20 | 16 |
| \$Warren Kidd at Tennessee Tech (1/23/93) | 21 | 16 |
| @Warren Kidd at SE Missouri State (1/30/93) | 10 | 17 |
| @Warren Kidd at Murray State (2/1/93) | 12 | 18 |
| @Warren Kidd vs. Oral Roberts (2/6/93) | 25 | 19 |
| @Warren Kidd vs. UT Martin (2/8/93) | 12 | 17 |
| @Warren Kidd at Tennessee State (2/11/93) | 25 | 10 |
| *Warren Kidd vs. Tennessee Tech (2/15/93) | 20 | 18 |
| *Warren Kidd at Morehead State (2/20/93) | 11 | 13 |
| *Warren Kidd vs. Southeast Missouri St. (2/27/93) | 19 | 20 |



- DOUBLE-DOUBLES -

| | |
|--|--|
| <p>*Warren Kidd vs. Murray State (3/1/93) 22 19</p> <p>Brent Secrest vs. Ala.-Huntsville (12/11/93) 10 10</p> <p>Bobby Clark at Southern Univ. (1/6/94) 11 12</p> <p>Milton Dean vs. Tennessee Tech (1/29/94) 23 13</p> <p>Chad Wampler vs. Morehead State (2/26/94) 10 11</p> <p>#Roni Bailey vs. Valdosta State (12/10/94) 15 10</p> <p>#Shawn Driskill vs. Valdosta State (12/10/94) 10 11</p> <p>David Washington vs. Tennessee Tech (1/28/95) 15 13</p> <p>#Roni Bailey vs. Tennessee State (2/18/95) 16 11</p> <p>#Bobby Clark vs. Tennessee State (2/18/95) 10 14</p> <p>#Roni Bailey at Southern Univ. (2/22/95) 13 12</p> <p>#Paul Washington at Southern Univ. (2/22/95) 19 10</p> <p>Paul Washington at Morehead State (2/25/95) 16 11</p> <p>Tim Gaither at Eastern Kentucky (2/27/95) 20 10 a</p> <p>Aylton Tesch at Texas Christian (11/30/95) 15 13</p> <p>Roni Bailey vs. New Orleans (12/16/95) 13 11</p> <p>\$Aylton Tesch vs. Wisconsin-Parkside (1/2/96) 10 10</p> <p>\$Aylton Tesch vs. Austin Peay (1/6/96) 20 16</p> <p>\$Aylton Tesch at Tennessee Tech (1/11/96) 20 12</p> <p>Aylton Tesch at Morehead State (1/20/96) 16 10</p> <p>Aylton Tesch vs. Southern University (1/24/96) 16 12</p> <p>Aylton Tesch vs. Murray State (1/29/96) 13 10</p> <p>*Aylton Tesch vs. Morehead State (2/19/96) 17 11</p> <p>*Aylton Tesch at Murray State (2/24/96) 12 10</p> <p>Roni Bailey vs. Montreat College (11/27/96) 19 10</p> <p>Roni Bailey vs. Murray State (12/2/96) 22 10</p> <p>Roni Bailey at Murray State (1/25/97) 22 10</p> <p>Richard Duncan vs. SE Missouri State (2/25/97) 13 10 a</p> <p>#Aylton Tesch at Tennessee Tech (12/6/97) 10 11</p> <p>#Mantia Callender at Tennessee Tech (12/6/97) 13 11</p> <p>Aylton Tesch vs. Carson-Newman (12/18/97) 15 12</p> <p>*Aylton Tesch vs. Murray State (1/3/98) 16 16</p> <p>*Aylton Tesch vs. UT-Martin (1/5/98) 11 11</p> <p>*Aylton Tesch at Eastern Kentucky (1/22/98) 17 10</p> <p>*Aylton Tesch at Morehead State (1/24/98) 17 12</p> <p>*Aylton Tesch at UT-Martin (1/31/98) 13 11</p> <p>*Aylton Tesch vs. Eastern Illinois (2/5/98) 34 14</p> <p>Mantia Callender vs. SE Missouri State (2/7/98) 11 14</p> <p>Aylton Tesch vs. Eastern Kentucky (2/19/98) 12 11</p> <p>Mantia Callender vs. Morehead State (2/21/98) 10 13</p> <p>Aylton Tesch vs. Eastern Kentucky (2/24/98) 10 11</p> <p>*Lee Nosse vs. Austin Peay (2/13/99) 25 11</p> <p>*Lee Nosse at Morehead State (2/18/99) 16 10</p> <p>Richard Duncan at Eastern Kentucky (2/20/99) 13 12 s</p> <p>Bryant Mitchell vs. St. Francis (11/17/00) 12 11</p> <p>Iiro Tennngren vs. Rice (12/4/01) 15 11</p> <p>Lee Nosse vs. Tennessee State (12/8/01) 17 12</p> <p>Lee Nosse at New Orleans (12/30/01) 12 10</p> <p>Lee Nosse vs. New Mexico State (1/10/02) 19 15</p> <p>Lee Nosse at IP-Ft. Wayne (1/31/02) 22 11</p> <p>Lee Nosse vs. UT-Pan American (2/4/02) 25 12</p> <p>Napoleon Rhodes at UNC Greensboro (11/30/02) 16 20</p> <p>John Humphrey vs. Tennessee Tech (12/4/02) 14 12</p> <p>William Pippen vs. IUPUI (12/7/02) 18 10</p> | <p>*William Pippen vs. Western Kentucky (1/4/03) 21 10</p> <p>*William Pippen at Arkansas State (1/8/03) 13 11</p> <p>Tommy Gunn at Louisiana (1/25/03) 18 11</p> <p>William Pippen vs. IP-Ft. Wayne (1/28/03) 23 12</p> <p>William Pippen vs. Arkansas State (2/13/03) 19 10</p> <p>Kyle Young vs. Tennessee Wesleyan (12/13/03) 10 11</p> <p>Michael Cuffee vs. Western Kentucky (2/26/04) 16 12</p> <p>Tommy Gunn vs. FIU (3/1/04) 12 10</p> <p>#Michael Cuffee vs. Tennessee Wesleyan (12/2/04) 11 14</p> <p>#*Marcus Morrison vs. Tennessee Wesleyan (12/2/04) 15 10</p> <p>*Marcus Morrison vs. Tennessee State (12/5/04) 16 11</p> <p>Michael Cuffee vs. Auburn (12/21/04) 12 13</p> <p>Steve Thomas vs. VCU (1/2/05) 15 10</p> <p>#Marcus Morrison at Arkansas State (1/13/05) 10 11</p> <p>#*Michael Cuffee at Arkansas State (1/13/05) 24 10</p> <p>*Michael Cuffee at UALR (1/15/05) 15 10</p> <p>*Steve Thomas at New Mexico State (1/27/05) 11 10</p> <p>*Steve Thomas at Louisiana (1/29/05) 19 10</p> <p>Steve Thomas vs. Arkansas State (2/17/05) 11 10</p> <p>Steve Thomas at Western Kentucky (2/24/05) 20 11</p> <p>Michael Cuffee at FIU (2/28/05) 19 10</p> <p>Steve Thomas vs. New Mexico State (3/4/05) 17 17</p> <p>Kyle Young at Indiana State (11/26/05) 13 11</p> <p>Marcus Morrison vs. Freed-Hardeman (12/18/05) 20 10</p> <p>Kyle Young at No. 10 Louisville (12/20/05) 10 12</p> <p>Marcus Morrison at Tennessee State (12/31/05) 15 11</p> <p>Marcus Morrison vs. Arkansas State (1/12/06) 14 13</p> <p>Tim Blue vs. South Dakota State (2/13/06) 20 11</p> <p>Tim Blue vs. Indiana State (11/30/06) 14 11</p> <p>Kevin Kanaskie at Florida Atlantic (1/10/07) 19 12</p> <p>Kevin Kanaskie vs. Louisiana (1/27/07) 18 13</p> <p>Theryn Hudson vs. Denver (2/1/07) 10 10</p> <p>Desmond Yates at ULM (1/24/08) 12 10</p> <p>Desmond Yates at Louisiana (1/31/08) 17 11</p> <p>Desmond Yates at FIU (2/9/08) 12 10</p> <p>Kevin Kanaskie vs. Trevecca (11/14/08) 22 11</p> <p>Desmond Yates vs. Troy (12/11/08) 27 13</p> <p>Montarrio Haddock vs. Arkansas State (1/22/09) 17 12</p> <p>Demetrius Green vs. ULM (1/31/09) 15 11</p> <p>Montarrio Haddock at Troy (2/12/09) 19 12</p> <p>Eric Allen at Florida Atlantic (2/21/09) 17 11</p> <p>Montarrio Haddock vs. SIU Edwardsville (12/13/09) 18 11</p> <p>Montarrio Haddock vs. FIU (1/14/10) 23 10</p> <p>Kyle Hunt vs. Tennessee Temple (11/12/10) 17 12</p> <p>JT Sulton at SIUE (12/4/10) 13 11</p> <p>Shawn Jones vs. Furman (12/12/10) 13 10</p> <p>Trevor Ottley at FIU (1/29/11) 10 12</p> <p>Trevor Ottley at Troy (2/17/11) 16 12</p> <p>JT Sulton vs. UALR (3/7/11) 21 11</p> <p>JT Sulton at Loyola Marymount (11/13/11) 11 13</p> <p>LaRon Dendy at UCLA (11/15/11) 16 13</p> <p>Marcos Knight vs. Belmont (11/20/11) 17 11</p> <p>#LaRon Dendy vs. Akron (12/4/11) 19 11</p> <p>#JT Sulton vs. Akron (12/4/11) 16 11</p> |
|--|--|





- DOUBLE-DOUBLES -

| | | | | | |
|---|----|----|--|-----|-----|
| LaRon Dendy vs. FIU (12/29/11) | 11 | 10 | *JaCorey Williams vs. Charlotte (02/11/17) | 21 | 10 |
| *LaRon Dendy vs. South Alabama (12/31/11) | 21 | 11 | #Reggie Upshaw at WKU (02/16/17) | 19 | 11 |
| LaRon Dendy vs. WKU (2/9/12) | 26 | 14 | ##JaCorey Williams at WKU (02/16/17) | 20 | 10 |
| LaRon Dendy vs. Florida Atlantic (2/18/12) | 20 | 10 | Reggie Upshaw vs. Florida Atlantic (03/04/17) | 11 | 10 |
| LaRon Dendy vs. Marshall (3/13/12) | 18 | 13 | Tyrik Dixon vs. FGCU (11/21/17) | 12 | 10 |
| Bruce Massey at Tennessee (3/19/12) | 20 | 10 | Nick King at FGCU (12/2/17) | 32 | 11 |
| Shawn Jones vs. UCF (11/20/12) | 18 | 13 | Nick King vs. USC (12/23/17) | 28 | 11 |
| Shawn Jones vs. Texas Southern (11/24/12) | 21 | 12 | \$Nick King at FIU (1/4/18) | 17 | 10 |
| Shawn Jones vs. FIU (12/29/12) | 15 | 13 | \$Nick King at Florida Atlantic (1/6/18) | 16 | 11 |
| Marcos Knight vs. Arkansas State (2/7/13) | 15 | 11 | \$Nick King vs. LA Tech (1/11/18) | 22 | 10 |
| Marcos Knight vs. FIU (3/10/13) | 13 | 11 | Brandon Walters vs. UTEP (1/27/18) | 17 | 12 |
| Reggie Upshaw vs. North Florida (11/13/13) | 12 | 10 | *Nick King at Old Dominion (2/1/18) | 17 | 11 |
| *Shawn Jones vs. Akron (11/16/13) | 24 | 12 | *Nick King at Charlotte (2/3/18) | 24 | 12 |
| *Shawn Jones vs. UALR (11/18/13) | 19 | 12 | \$Nick King vs. North Texas (2/10/18) | 32 | 11 |
| Jacquez Rozier at Murray State (11/26/13) | 12 | 10 | \$Nick King at Southern Miss (2/15/18) | 20 | 11 |
| Shawn Jones vs. Belmont (12/03/13) | 21 | 11 | #\$Nick King at LA Tech (2/17/18) | 25 | 10 |
| Shawn Jones at Ole Miss (12/14/13) | 18 | 15 | #Brandon Walters at LA Tech (2/17/18) | 11 | 11 |
| Shawn Jones vs. Maine (N) (12/29/13) | 16 | 20 | Brandon Walters vs. WKU (3/1/18) | 17 | 11 |
| Shawn Jones at Tennessee State (01/07/14) | 14 | 11 | Nick King vs. Vermont (3/13/18) | 16 | 12 |
| *Shawn Jones vs. East Carolina (01/30/14) | 22 | 11 | *Reggie Scurry vs. Lees-McRae (11/6/18) | 19 | 11 |
| *Shawn Jones vs. Old Dominion (02/01/14) | 20 | 10 | #Karl Gamble vs. Milligan (11/9/18) | 16 | 12 |
| Shawn Jones vs. Tulane (02/13/14) | 17 | 10 | ##Reggie Scurry vs. Milligan (11/9/18) | 13 | 12 |
| Shawn Jones at UAB (03/06/14) | 16 | 18 | Karl Gamble vs. FIU (1/3/19) | 12 | 11 |
| Neiko Hunter vs. Tulsa (03/14/14) | 19 | 10 | Reggie Scurry at Rice (1/24/19) | 22 | 12 |
| Jacquez Rozier vs. Murray St. (11/18/14) | 15 | 11 | Reggie Scurry at UAB (2/2/19) | 17 | 10 |
| Reggie Upshaw vs. Northern Arizona (11/25/14) | 12 | 11 | Karl Gamble at Marshall (2/16/19) | 11 | 10 |
| Reggie Upshaw at UTEP (01/31/15) | 15 | 11 | Karl Gamble vs. UAB (3/9/19) | 18 | 13 |
| Reggie Upshaw at Rice (02/12/15) | 13 | 13 | Jo'Vontae Millner-Criss vs. Maryville (11/5/19) | 15 | 13 |
| Reggie Upshaw at FAU (03/07/15) | 20 | 11 | Eli Lawrence vs. Mars Hill (11/13/19) | 13 | 10 |
| Reggie Upshaw vs. VCU (12/02/15) | 15 | 12 | Jo'Vontae Millner-Criss vs. Rice (2/8/20) | 13 | 12 |
| Giddy Potts vs. South Alabama (12/05/15) | 17 | 14 | Jo'Vontae Millner-Criss vs. UAB (1/28/21) | 11 | 11 |
| Reggie Upshaw vs. Auburn (12/12/15) | 21 | 13 | DeAndre Dishman vs. Mercer (11/24/21) | 12 | 11 |
| Reggie Upshaw at Georgia State (12/22/15) | 18 | 10 | Camryn Weston vs. WKU (2/26/22) | 10r | 10a |
| Reggie Upshaw vs. Trevecca (12/30/15) | 32 | 12 | DeAndre Dishman at Winthrop (11/12/22) | 14 | 10 |
| Reggie Upshaw vs. UTEP (01/07/16) | 12 | 12 | Elias King vs. Hofstra (11/25/22) | 14 | 10 |
| #Perrin Buford vs. North Texas (01/21/16) | 16 | 11 | DeAndre Dishman at Belmont (12/10/22) | 16 | 10 |
| #Reggie Upshaw vs. North Texas (01/21/16) | 15 | 10 | Eli Lawrence vs. WKU (12/31/22) | 13 | 11 |
| Reggie Upshaw at WKU (01/30/16) | 11 | 10 | DeAndre Dishman at Rice (1/11/23) | 17 | 10 |
| Reggie Upshaw at LA Tech (02/11/16) | 13 | 12 | Jared Coleman-Jones vs. Florida Atlantic (1/26/23) | 16 | 10 |
| Giddy Potts vs. WKU (02/25/16) | 19 | 12 | Camryn Weston at WKU (2/9/23) | 14 | 10a |
| Perrin Buford at Florida Atlantic (03/03/16) | 18 | 11 | Elias King vs. LA Tech (2/25/23) | 13 | 10 |
| Reggie Upshaw at FIU (03/05/16) | 22 | 13 | DeAndre Dishman vs. Florida Atlantic (3/10/23) | 17 | 11 |
| Reggie Upshaw vs. Milligan (11/11/16) | 21 | 13 | | | |
| JaCorey Williams vs. Evansville (11/27/16) | 25 | 10 | # Same game | | |
| Reggie Upshaw at Ole Miss (11/30/16) | 15 | 10 | * Back to back games | | |
| \$JaCorey Williams vs. Vanderbilt (12/08/16) | 13 | 10 | \$ Three games in a row | | |
| \$JaCorey Williams at Belmont (12/14/16) | 18 | 11 | & Four games in a row | | |
| \$JaCorey Williams at VCU (12/17/16) | 17 | 14 | @ Five games in a row | | |
| *JaCorey Williams at North Texas (01/07/17) | 16 | 10 | ! Six Games in a row | | |
| *JaCorey Williams vs. Marshall (01/12/17) | 16 | 11 | ^ Seven games in a row | | |
| Reggie Upshaw vs. WKU (01/14/17) | 19 | 10 | | | |
| \$JaCorey Williams vs. LA Tech (01/28/17) | 19 | 11 | | | |
| \$JaCorey Williams at UTSA (02/02/17) | 17 | 11 | | | |
| \$JaCorey Williams at UTEP (02/04/17) | 24 | 10 | | | |



- OVERTIME GAMES -

SINGLE OT

| Opponent/Date | Result |
|----------------------------------|------------|
| vs. Austin Peay (1955-56) | L, 81-85 |
| vs. Lipscomb (1955-56) | L, 75-76 |
| at Tennessee Tech (1/12/57) | W, 85-80 |
| at Lipscomb (2/2/57) | W, 75-73 |
| at Austin Peay (12/13/57) | W, 78-74 |
| at Tennessee Tech (2/15/58) | L, 69-73 |
| vs. Austin Peay (12/15/60) | W, 83-79 |
| vs. Centenary (12/30/60) | L, 67-76 |
| vs. Lipscomb (1/12/61) | L, 66-68 |
| vs. Stetson (12/1/61) | W, 77-76 |
| vs. East Tennessee (1/6/62) | W, 58-55 |
| vs. Tennessee Tech (2/19/62) | L, 63-64 |
| at Florence State (12/3/62) | W, 86-77 |
| vs. Eastern Kentucky (2/20/63) | W, 78-71 |
| vs. Tennessee Tech (1/27/64) | L, 57-61 |
| vs. UT Martin (12/3/64) | W, 94-89 |
| at Murray State (2/24/65) | L, 89-91 |
| vs. Chattanooga (12/12/66) | L, 105-107 |
| vs. Murray State (1/18/67) | L, 93-96 |
| at Oglethorpe (12/30/67) | W, 77-75 |
| vs. Morehead State (1/11/68) | W, 93-88 |
| vs. Austin Peay (1/26/74) | W, 90-87 |
| vs. Chattanooga (12/18/76) | L, 73-75 |
| at Mercer (1/3/77) | W, 59-55 |
| vs. Tennessee Tech (2/5/77) | W, 98-91 |
| vs. Eastern Kentucky (2/4/78) | W, 74-73 |
| vs. Morehead State | W, 99-97 |
| at Western Kentucky (1/19/79) | L, 70-72 |
| vs. Mercer (2/8/79) | L, 61-64 |
| vs. Tennessee Tech (2/10/79) | L, 72-76 |
| vs. Austin Peay (2/19/79) | W, 58-56 |
| vs. South Alabama (12/3/81) | W, 71-69 |
| vs. Samford (12/21/81) | W, 67-63 |
| vs. Detroit (12/30/81) | W, 64-62 |
| at Tennessee State (1/16/82) | W, 70-68 |
| vs. Murray State (3/5/82) | W, 56-54 |
| vs. Akron (1/21/84) | W, 52-50 |
| vs. Georgia College (11/23/84) | W, 65-63 |
| at Tennessee State (2/13/85) | W, 70-65 |
| at Eastern Kentucky (2/18/85) | L, 67-69 |
| at Tennessee Tech (1/6/86) | W, 79-77 |
| at UAB (12/30/86) | L, 91-93 |
| vs. Youngstown State (2/9/87) | W, 88-79 |
| vs. Tennessee Tech (1/13/88) | W, 69-67 |
| vs. Colorado (12/30/88) | W, 107-105 |
| vs. Austin Peay (2/13/89) | W, 111-105 |
| vs. Cleveland State (12/18/89) | L, 65-67 |
| vs. Georgia Southern (12/20/90) | W, 80-76 |
| at Tennessee Tech (1/20/92) | L, 90-99 |
| vs. Southern (1/2/93) | W, 70-69 |
| vs. Southeast Missouri (2/27/93) | L, 63-67 |
| vs. Murray State (3/1/93) | W, 79-74 |
| at Texas Christian (12/7/93) | L, 56-65 |
| at Tennessee-Martin (2/3/94) | L, 64-70 |
| vs. Vanderbilt (2/1/95) | W, 93-90 |
| vs. Tennessee State (2/18/95) | W, 77-76 |
| at Southern (2/22/95) | W, 65-63 |
| at Eastern Kentucky (2/27/95) | W, 82-78 |
| vs. Tennessee Tech (2/15/96) | L, 71-77 |

| | |
|----------------------------------|----------|
| vs. Murray State (1/3/98) | W, 76-71 |
| at Austin Peay (2/12/98) | L, 69-73 |
| at Tennessee Tech (1/12/99) | L, 69-75 |
| vs. Tennessee-Martin (1/28/99) | W, 80-78 |
| at Rice (12/4/00) | W, 77-73 |
| vs. New Orleans (3/2/01) | L, 61-66 |
| at Austin Peay (12/21/02) | L, 71-79 |
| at UALR (1/11/03) | L, 62-71 |
| vs. Arkansas State (1/15/04) | W, 92-86 |
| at New Orleans (2/24/04) | W, 78-75 |
| vs. Delaware (12/22/04) | W, 73-69 |
| at Western Kentucky (2/24/05) | L, 83-85 |
| at Indiana State (11/26/05) | L, 79-85 |
| vs. South Dakota State (2/13/06) | W, 89-82 |
| vs. Toledo (11/18/06) | L, 69-75 |
| at Austin Peay (12/20/06) | L, 63-64 |
| vs. South Alabama (3/4/07) | W, 63-60 |
| vs. Belmont (12/12/07) | W, 86-80 |
| vs. New Orleans (1/19/08) | L, 75-82 |
| at Arkansas State (2/4/08) | W, 89-86 |
| at North Texas (12/31/08) | W, 89-80 |
| at SIUE (12/4/10) | W, 73-64 |
| at Louisiana (1/8/11) | W, 93-91 |
| at Troy (2/17/11) | L, 65-69 |
| at Akron (12/2/12) | L, 82-77 |
| at Arkansas State (1/3/13) | L, 66-60 |
| vs. Maine (12/29/13) | L, 89-85 |
| vs. UAB (1/11/14) | W, 89-84 |
| at South Alabama (12/6/14) | W, 68-67 |
| vs. Old Dominion (1/22/15) | W, 68-58 |
| vs. Auburn (12/12/15) | W, 88-81 |
| vs. Toledo (11/26/16) | W, 73-70 |
| at FIU (1/4/18) | W, 71-66 |
| vs. Southern Miss (3/8/18) | L, 68-71 |
| at Florida Atlantic (1/16/20) | L, 94-97 |
| vs. Southern Miss (3/7/20) | W, 65-62 |
| vs. UTEP (3/10/22) | W, 66-59 |
| at Belmont (12/10/22) | W, 85-75 |
| vs. UAB (1/16/23) | W, 74-73 |

DOUBLE OT

| Opponent/Date | Result |
|--------------------------------|----------|
| vs. Eastern Kentucky (1/13/69) | L, 89-90 |
| at Tennessee Tech (3/3/88) | W, 92-89 |
| vs. Arkansas State (12/22/88) | W, 93-92 |
| at Belmont (12/7/10) | L, 87-88 |
| vs. Belmont (11/20/11) | L, 84-87 |
| at Rice (2/12/15) | L, 68-71 |
| vs. UNC Wilmington (3/23/22) | L, 90-96 |

TRIPLE OT

| Opponent/Date | Result |
|--------------------------------|-----------|
| at Western Kentucky (2/21/80) | L, 79-81 |
| vs. New Mexico State (1/10/02) | L, 88-94 |
| at UAB (2/28/15) | L, 95-100 |
| vs. UAB (3/11/22) | L, 98-102 |

QUADRUPLE OT

| Opponent/Date | Result |
|--------------------------|------------|
| Tennessee Tech (2/12/00) | W, 108-104 |





- 100-POINT GAMES -

MIDDLE TENNESSEE

| Opponent/Date | Result |
|----------------------------------|---------|
| vs. Milligan (1950-51) | 106-93 |
| vs. Sewanee (1953-54) | 100-78 |
| vs. Belmont (1954-55) | 109-99 |
| vs. Bethel (1954-55) | 106-87 |
| vs. Eastern Kentucky (2/08/57) | 104-109 |
| vs. David Lipscomb (12/1/59) | 109-73 |
| at East Tennessee (2/22/60) | 106-123 |
| at East Tennessee (1/7/61) | 100-90 |
| vs. Tennessee Tech (1/16/65) | 100-109 |
| vs. Austin Peay (1/23/65) | 125-95 |
| vs. Chattanooga (2/06/66) | 100-101 |
| vs. East Tennessee (2/19/66) | 102-96 |
| vs. UT Martin (12/1/66) | 108-94 |
| vs. Florence State (12/3/66) | 111-79 |
| vs. Chattanooga (12/12/66) | 105-107 |
| vs. UT Martin (2/1/67) | 100-83 |
| vs. Oral Roberts (12/2/68) | 115-98 |
| vs. Bethel (12/5/68) | 101-83 |
| at UT Martin (12/7/68) | 103-89 |
| vs. Athens College (1/2/69) | 111-86 |
| vs. MacMurray (1/10/72) | 113-75 |
| vs. St. Bernard (12/1/73) | 108-73 |
| vs. VCU (12/11/73) | 102-80 |
| vs. Cal State-Sonoma (12/13/73) | 105-76 |
| vs. Texas Wesleyan (1/5/74) | 109-62 |
| vs. Buffalo State (1/9/74) | 104-69 |
| vs. WKU (2/2/73) | 100-89 |
| vs. Presbyterian (12/19/74) | 115-64 |
| vs. Austin Peay (1/27/75) | 101-70 |
| at WKU (2/1/75) | 102-95 |
| vs. Tennessee Tech (2/8/75) | 102-83 |
| vs. Westmar (12/20/80) | 104-66 |
| vs. Miles College (12/8/84) | 103-69 |
| vs. Belmont (12/7/85) | 100-71 |
| vs. Freed-Hardeman (1/2/86) | 118-52 |
| at Morehead State (1/18/85) | 107-73 |
| vs. Cumberland (12/11/86) | 106-76 |
| vs. Lincoln Memorial (12/17/86) | 116-92 |
| at Tennessee Tech (1/5/86) | 114-79 |
| vs. Tennessee Tech (2/2/87) | 116-65 |
| vs. Kennesaw State (1/2/88) | 103-71 |
| at Morehead State (1/30/88) | 100-85 |
| vs. Morehead State (2/15/87) | 109-95 |
| vs. Tennessee Wesleyan (12/8/88) | 143-68 |
| vs. Alabama State (12/10/88) | 111-83 |
| vs. Colorado (12/30/88) | 107-105 |
| vs. Morehead State (1/23/89) | 108-68 |
| at Tennessee State (2/4/89) | 104-71 |
| vs. Austin Peay (2/13/89) | 111-105 |
| vs. Tusculum (11/30/89) | 104-56 |
| at Austin Peay (2/17/90) | 100-78 |
| at Alabama State (2/22/90) | 110-90 |
| vs. Tennessee State (2/24/90) | 111-97 |
| at Grambling State (2/6/91) | 114-85 |
| at Tennessee State (2/9/91) | 112-90 |
| vs. Oral Roberts (1/2/91) | 100-78 |
| vs. Sue Bennett (12/29/96) | 127-70 |
| at Tennessee State (2/19/00) | 100-85 |
| vs. North Texas (1/6/01) | 105-71 |
| vs. Bryan College (11/17/01) | 115-59 |
| vs. Houston Baptist (2/13/10) | 109-79 |

| | |
|---------------------------------|--------|
| vs. Fisk (12/9/13) | 115-65 |
| vs. Tennessee Temple (12/17/13) | 102-52 |
| vs. Milligan (11/11/16) | 102-64 |
| vs. Trevecca (11/10/17) | 104-52 |
| vs. Milligan (11/9/18) | 102-70 |
| vs. Maryville (11/5/19) | 119-61 |

OPPONENT

| Opponent/Date | Result |
|---------------------------------|---------|
| vs. Murray State (1949-50) | 59-100 |
| vs. Eastern Kentucky (1952-53) | 63-101 |
| vs. Murray State (1953-54) | 83-105 |
| vs. Murray State (1954-55) | 80-104 |
| vs. Eastern Kentucky (1954-55) | 84-108 |
| vs. Morehead State (1954-55) | 68-123 |
| vs. SE Oklahoma (1954-55) | 67-120 |
| vs. Western Kentucky (1955-56) | 85-100 |
| vs. Eastern Kentucky (2/18/57) | 104-109 |
| at Morehead State (1/5/59) | 78-101 |
| at Western Kentucky (2/28/59) | 85-110 |
| at Eastern Kentucky (1/30/60) | 77-100 |
| vs. Western Kentucky (2/6/60) | 89-109 |
| at East Tennessee (2/22/60) | 106-123 |
| at Western Kentucky (2/27/60) | 80-109 |
| at Eastern Kentucky (2/21/62) | 69-113 |
| at Morehead State (12/8/62) | 59-103 |
| at Eastern Kentucky (2/2/63) | 81-116 |
| vs. Murray State (2/6/63) | 73-109 |
| at Loyola Chicago (12/14/64) | 85-117 |
| vs. Western Kentucky (12/21/64) | 65-100 |
| vs. Tennessee Tech (1/16/65) | 100-109 |
| at Western Kentucky (1/30/65) | 84-134 |
| at Chattanooga (2/20/65) | 77-101 |
| at East Tennessee (2/24/65) | 74-106 |
| vs. Chattanooga (2/7/66) | 100-101 |
| at Murray State (2/9/66) | 81-107 |
| vs. Tennessee Tech (2/21/66) | 77-108 |
| vs. Chattanooga (12/12/66) | 105-107 |
| at Chattanooga (2/6/67) | 87-106 |
| at East Tennessee (2/12/67) | 74-100 |
| at Morehead State (2/10/68) | 74-106 |
| vs. Pennsylvania (11/29/74) | 74-101 |
| at Chattanooga (1/31/77) | 90-101 |
| at Alabama (11/29/82) | 58-103 |
| vs. Colorado (12/30/88) | 105-107 |
| vs. Austin Peay (2/13/89) | 105-111 |
| at Morehead State (2/18/89) | 99-101 |
| vs. Virginia (3/18/89) | 88-104 |
| at Alabama State (1/3/90) | 97-107 |
| vs. Tennessee Tech (1/8/90) | 75-100 |
| vs. Murray State (2/12/94) | 86-116 |
| vs. TCU (12/21/94) | 78-100 |
| at Kansas (12/13/97) | 68-103 |
| at Tennessee (11/20/07) | 40-109 |
| at UAB (2/28/15) | 95-100 |
| at Marshall (2/12/21) | 79-107 |
| vs. UAB (3/11/22) | 98-102 |



- YEARLY LEADERS -

**BLUE
RAIDER**

BASKETBALL

SCORING

| Year | Player | Pts | Avg |
|------|-----------------|-----|------|
| 1952 | Harry Gupton | 308 | 9.6 |
| 1953 | Ken Trickey | 363 | 13.0 |
| 1954 | Render Carden | 374 | 14.4 |
| 1955 | Render Carden | 375 | 14.4 |
| 1956 | Douglas Shrader | 375 | 17.9 |
| 1957 | John Price | 381 | 15.2 |
| 1958 | Bob Williamson | 364 | 17.3 |
| 1959 | Bob Burden | 417 | 16.0 |
| 1960 | Bob Burden | 434 | 19.7 |
| 1961 | Bob Burden | 391 | 17.0 |
| 1962 | Paul Holland | 254 | 14.1 |
| 1963 | Larry Stewart | 425 | 17.7 |
| 1964 | Larry Stewart | 391 | 18.6 |
| 1965 | Billy Martin | 351 | 14.6 |
| 1966 | Bobby Gardner | 433 | 18.0 |
| 1967 | Bobby Gardner | 376 | 15.0 |
| 1968 | Willie Brown | 556 | 23.2 |
| 1969 | Willie Brown | 605 | 23.3 |
| 1970 | Jim Drew | 324 | 13.0 |
| 1971 | Herman Sykes | 443 | 17.0 |
| 1972 | Herman Sykes | 498 | 19.2 |
| 1973 | Jimmy Powell | 442 | 17.7 |
| 1974 | Fred Allen | 430 | 16.5 |
| 1975 | George Sorrell | 477 | 17.0 |
| 1976 | Tim Sisneros | 618 | 22.1 |
| 1977 | Bob Martin | 519 | 17.9 |
| 1978 | Sleepy Taylor | 469 | 18.0 |
| 1979 | Greg Joyner | 544 | 20.9 |
| 1980 | Jerry Beck | 405 | 15.6 |
| 1981 | Jerry Beck | 467 | 17.3 |
| 1982 | Jerry Beck | 525 | 17.5 |
| 1983 | Doug Lipscomb | 346 | 12.8 |
| 1984 | Russell Smith | 325 | 12.0 |
| 1985 | Kim Cooksey | 537 | 17.3 |
| 1986 | Kim Cooksey | 623 | 18.9 |
| 1987 | Dwayne Rainey | 427 | 14.7 |
| | Andrew Tunstill | 427 | 14.7 |
| 1988 | Chris Rainey | 565 | 16.6 |
| 1989 | Randy Henry | 604 | 19.5 |
| 1990 | Kevin Wallace | 362 | 13.9 |
| 1991 | Robert Taylor | 445 | 15.3 |
| 1992 | Robert Taylor | 445 | 16.5 |
| 1993 | Robert Taylor | 399 | 22.2 |
| 1994 | Milton Dean | 597 | 22.1 |
| 1995 | Tim Gaither | 369 | 14.2 |
| 1996 | Nod Carter | 407 | 15.1 |
| 1997 | Nod Carter | 520 | 16.8 |
| 1998 | Aylton Tesch | 366 | 13.6 |
| 1999 | Cedrick Wallace | 384 | 12.8 |
| 2000 | Fernando Ortiz | 429 | 15.3 |
| 2001 | Iiro Tenngren | 258 | 9.6 |
| 2002 | Lee Nosse | 366 | 12.6 |
| 2003 | Tommy Gunn | 477 | 15.9 |
| 2004 | Mike Dean | 372 | 16.2 |
| 2005 | Mike Dean | 403 | 14.4 |
| 2006 | Adam Vogelsberg | 348 | 12.4 |
| 2007 | Kevin Kanaskie | 390 | 12.2 |
| 2008 | Desmond Yates | 511 | 16.0 |
| 2009 | Desmond Yates | 550 | 17.2 |

| | | | |
|------|------------------|-----|------|
| 2010 | Desmond Yates | 365 | 14.0 |
| 2011 | James Washington | 404 | 14.0 |
| 2012 | LaRon Dendy | 497 | 14.6 |
| 2013 | Marcos Knight | 429 | 12.6 |
| 2014 | Shawn Jones | 467 | 14.2 |
| 2015 | Reggie Upshaw | 358 | 9.9 |
| 2016 | Giddy Potts | 418 | 14.9 |
| 2017 | JaCorey Williams | 621 | 17.3 |
| 2018 | Nick King | 694 | 21.0 |
| 2019 | Antonio Green | 573 | 17.9 |
| 2020 | C.J. Jones | 483 | 16.1 |
| 2021 | Dontrell Shuler | 138 | 12.5 |
| 2022 | Josh Jefferson | 424 | 14.6 |
| 2023 | Eli Lawrence | 390 | 12.2 |

REBOUNDING

| Year | Player | Reb | Avg |
|------|----------------|-----|------|
| 1952 | Ray Cox | 327 | 10.2 |
| 1953 | Ken Trickey | 108 | 3.9 |
| 1954 | Render Carden | 176 | 6.8 |
| 1955 | Render Carden | 309 | 11.9 |
| 1956 | Render Carden | 243 | 11.6 |
| 1957 | Jerry Hurst | 316 | 12.6 |
| 1958 | Bob Williamson | 261 | 12.4 |
| 1959 | Bob Burden | 228 | 8.8 |
| 1960 | Bob Burden | 225 | 10.2 |
| 1961 | Bob Burden | 220 | 9.6 |
| 1962 | Bennett Jent | 207 | 11.5 |
| 1963 | Bennett Jent | 330 | 13.8 |
| 1964 | Ray Kempf | 197 | 9.4 |
| 1965 | Jim Spencer | 201 | 8.4 |
| 1966 | Ed Cannon | 316 | 13.2 |
| 1967 | Ed Cannon | 264 | 10.6 |
| 1968 | Ken Riley | 338 | 14.1 |
| 1969 | Booker Brown | 429 | 16.5 |
| 1970 | Ken Riley | 289 | 11.1 |
| 1971 | Ken Riley | 297 | 11.4 |
| 1972 | Chester Brown | 250 | 9.6 |
| 1973 | Jimmy Powell | 171 | 6.8 |
| 1974 | George Sorrell | 278 | 10.7 |
| 1975 | George Sorrell | 373 | 13.3 |
| 1976 | Tim Sisneros | 276 | 9.9 |
| 1977 | Bob Martin | 245 | 8.4 |
| 1978 | Bob Martin | 202 | 7.8 |
| 1979 | Greg Joyner | 222 | 8.5 |
| 1980 | Jerry Beck | 234 | 9.0 |
| 1981 | Jerry Beck | 265 | 9.8 |
| 1982 | Jerry Beck | 280 | 9.3 |
| 1983 | Doug Lipscomb | 228 | 8.4 |
| 1984 | Doug Lipscomb | 211 | 7.8 |
| 1985 | Kerry Hammonds | 247 | 8.0 |
| 1986 | Kerry Hammonds | 244 | 7.6 |
| 1987 | Dwayne Rainey | 258 | 8.9 |
| 1988 | Dwayne Rainey | 312 | 9.2 |
| 1989 | Kerry Hammonds | 319 | 10.3 |
| 1990 | Quincy Vance | 229 | 8.5 |
| 1991 | Warren Kidd | 370 | 12.3 |
| 1992 | Warren Kidd | 292 | 10.8 |
| 1993 | Warren Kidd | 386 | 14.8 |
| 1994 | Bobby Clark | 149 | 5.5 |
| 1995 | Roni Bailey | 165 | 6.1 |



HISTORY/RECORDS



- YEARLY LEADERS -

| | | | | | | | |
|------|-------------------------|-----|-----|------|-------------------|------|---------|
| 1996 | Aylton Tesch | 232 | 8.6 | 1982 | Rick Campbell | .506 | 221-437 |
| 1997 | Roni Bailey | 189 | 6.1 | 1983 | LaRae Davis | .403 | 129-320 |
| 1998 | Aylton Tesch | 235 | 8.7 | 1984 | LaRae Davis | .462 | 127-275 |
| 1999 | Lee Nosse | 150 | 5.4 | 1985 | Kim Cooksey | .469 | 228-486 |
| 2000 | Cedrick Wallace | 130 | 4.6 | 1986 | Kim Cooksey | .472 | 278-589 |
| 2001 | Bryant Mitchell | 133 | 4.9 | 1987 | Dwayne Rainey | .520 | 169-325 |
| 2002 | Lee Nosse | 218 | 7.5 | 1988 | Randy Henry | .524 | 197-376 |
| 2003 | William Pippen | 179 | 6.0 | 1989 | Randy Henry | .548 | 267-487 |
| 2004 | Michael Cuffee | 150 | 5.8 | 1990 | Kevin Wallace | .422 | 133-315 |
| 2005 | Steve Thomas | 180 | 7.5 | 1991 | Warren Kidd | .700 | 173-247 |
| 2006 | Marcus Morrison | 153 | 5.7 | 1992 | Warren Kidd | .664 | 156-235 |
| 2007 | Tim Blue | 166 | 5.2 | 1993 | Warren Kidd | .630 | 167-265 |
| 2008 | Theryn Hudson | 158 | 5.4 | 1994 | Milton Dean | .397 | 212-534 |
| 2009 | Montarrio Haddock | 161 | 5.2 | 1995 | Tim Gaither | .369 | 120-325 |
| 2010 | Monarrio Haddock | 183 | 5.7 | 1996 | Nod Carter | .434 | 125-288 |
| 2011 | Trevor Ottley | 166 | 5.2 | 1997 | Roni Bailey | .494 | 177-358 |
| 2012 | LaRon Dendy | 243 | 7.1 | 1998 | Freddie Martinez | .422 | 117-277 |
| 2013 | Marcos Knight | 196 | 5.8 | 1999 | Cedrick Wallace | .431 | 134-311 |
| 2014 | Shawn Jones | 279 | 8.5 | 2000 | Fernando Ortiz | .444 | 143-322 |
| 2015 | Reggie Upshaw | 251 | 7.0 | 2001 | Iiro Tenngren | .438 | 99-226 |
| 2016 | Reggie Upshaw | 298 | 8.5 | 2002 | Lee Nosse | .531 | 135-254 |
| 2017 | JaCorey Williams | 264 | 7.3 | 2003 | William Pippen | .557 | 196-352 |
| 2018 | Nick King | 278 | 8.4 | 2004 | Tommy Gunn | .476 | 151-317 |
| 2019 | Karl Gamble | 201 | 6.3 | 2005 | Michael Cuffee | .498 | 158-317 |
| 2020 | Jayce Johnson | 160 | 5.2 | 2006 | Francis Cuyler | .385 | 109-283 |
| 2021 | Jo'Vontae Millner-Criss | 113 | 5.1 | 2007 | Desmond Yates | .536 | 141-263 |
| 2022 | DeAndre Dishman | 181 | 4.9 | 2008 | Desmond Yates | .575 | 200-348 |
| 2023 | DeAndre Dishman | 189 | 5.7 | 2009 | Desmond Yates | .579 | 228-394 |
| | | | | 2010 | Montarrio Haddock | .489 | 153-313 |
| | | | | 2011 | Jason Jones | .476 | 146-307 |
| | | | | 2012 | LaRon Dendy | .530 | 175-330 |
| | | | | 2013 | Marcos Knight | .447 | 155-347 |
| | | | | 2014 | Shawn Jones | .577 | 183-317 |
| | | | | 2015 | Reggie Upshaw | .440 | 131-298 |
| | | | | 2016 | Reggie Upshaw | .497 | 185-372 |
| | | | | 2017 | JaCorey Williams | .533 | 258-484 |
| | | | | 2018 | Nick King | .495 | 259-523 |
| | | | | 2019 | Antonio Green | .376 | 196-521 |
| | | | | 2020 | C.J. Jones | .428 | 169-395 |
| | | | | 2021 | Jordan Davis | .373 | 94-252 |
| | | | | 2022 | Donovan Sims | .398 | 147-369 |
| | | | | 2023 | DeAndre Dishman | .504 | 139-276 |

FIELD GOALS MADE

| Year | Player | Pct | FG-Att |
|------|-----------------|------|---------|
| 1952 | Harry Gupton | .368 | 124-337 |
| 1953 | Ken Trickey | .293 | 130-444 |
| 1954 | Render Carden | .425 | 139-327 |
| 1955 | Render Carden | .427 | 140-328 |
| 1956 | Douglas Shrader | .396 | 139-351 |
| 1957 | Jerry Hurst | .371 | 119-321 |
| 1958 | Frank Davis | .418 | 131-313 |
| 1959 | Bob Burden | .411 | 153-372 |
| 1960 | Bob Burden | .383 | 143-373 |
| 1961 | Bob Burden | .375 | 128-341 |
| 1962 | Paul Holland | .359 | 94-262 |
| 1963 | Larry Stewart | .445 | 165-371 |
| 1964 | Larry Stewart | .418 | 160-383 |
| 1965 | Billy Martin | .410 | 130-317 |
| 1966 | Bobby Gardner | .436 | 175-401 |
| 1967 | Bobby Gardner | .385 | 144-374 |
| 1968 | Willie Brown | .422 | 229-543 |
| 1969 | Willie Brown | .396 | 239-603 |
| 1970 | Ken Riley | .490 | 128-261 |
| 1971 | Herman Sykes | .391 | 166-427 |
| 1972 | Herman Sykes | .475 | 183-385 |
| 1973 | Steve Peeler | .512 | 148-289 |
| 1974 | Jimmy Powell | .493 | 177-359 |
| 1975 | George Sorrell | .543 | 197-363 |
| 1976 | Tim Sisneros | .570 | 257-451 |
| 1977 | Bob Martin | .574 | 201-350 |
| 1978 | Greg Joyner | .560 | 183-327 |
| 1979 | Greg Joyner | .525 | 223-425 |
| 1980 | Leroy Coleman | .478 | 165-345 |
| 1981 | Rick Campbell | .506 | 179-354 |

FIELD GOAL PERCENTAGE

| Year | Player | Pct | FG-Att |
|------|-----------------|------|---------|
| 1952 | Harry Gupton | .368 | 124-337 |
| 1953 | Ken Trickey | .293 | 130-444 |
| 1954 | Render Carden | .425 | 139-327 |
| 1955 | Render Carden | .427 | 140-328 |
| 1956 | Douglas Shrader | .396 | 139-351 |
| 1957 | Bob Williamson | .489 | 86-176 |
| 1958 | Bob Williamson | .419 | 124-296 |
| 1959 | Don Smith | .457 | 84-184 |
| 1960 | Paul Holland | .412 | 91-221 |
| 1961 | Bennett Jent | .463 | 114-246 |
| 1962 | Ed Newton | .373 | 76-204 |
| 1963 | Larry Stewart | .445 | 165-371 |
| 1964 | Jim Spencer | .516 | 97-188 |
| 1965 | Mike Milholland | .471 | 120-255 |
| 1966 | Bobby Gardner | .436 | 175-401 |
| 1967 | Jay Cole | .421 | 141-335 |



- YEARLY LEADERS -

| | | | |
|------|---------------------|------|---------|
| 1968 | Ken Riley | .468 | 131-280 |
| 1969 | Art Polk | .402 | 145-361 |
| 1970 | Ken Riley | .490 | 128-261 |
| 1971 | Ken Riley | .494 | 165-334 |
| 1972 | Herman Sykes | .475 | 183-385 |
| 1973 | Jimmy Powell | .489 | 206-421 |
| 1974 | George Sorrell | .557 | 151-271 |
| 1975 | George Sorrell | .543 | 197-363 |
| 1976 | Tim Sisneros | .570 | 257-451 |
| 1977 | Bob Martin | .574 | 201-350 |
| 1978 | Bob Martin | .573 | 130-227 |
| 1979 | Chris Harris | .540 | 121-224 |
| 1980 | Jerry Beck | .555 | 157-283 |
| 1981 | Jerry Beck | .602 | 174-289 |
| 1982 | Jerry Beck | .621 | 180-290 |
| 1983 | Doug Lipscomb | .597 | 123-206 |
| 1984 | Russell Smith | .559 | 118-211 |
| 1985 | Lonnie Thompson | .477 | 175-367 |
| 1986 | Lee Campbell | .634 | 130-205 |
| 1987 | Randy Henry | .566 | 164-290 |
| 1988 | Leslie Gregory | .565 | 169-299 |
| 1989 | Randy Henry | .548 | 267-487 |
| 1990 | Quincy Vance | .552 | 106-192 |
| 1991 | Warren Kidd | .700 | 173-247 |
| 1992 | Warren Kidd | .664 | 156-235 |
| 1993 | Warren Kidd | .630 | 167-265 |
| 1994 | Bobby Clark | .504 | 170-139 |
| 1995 | David Washington | .512 | 103-201 |
| 1996 | Aylton Tesch | .583 | 123-211 |
| 1997 | Nod Carter | .501 | 173-345 |
| 1998 | Malachi Allen | .572 | 79-138 |
| 1999 | Dale Thomas | .576 | 99-172 |
| 2000 | Cedrick Wallace | .498 | 133-267 |
| 2001 | Bryant Mitchell | .537 | 95-177 |
| 2002 | Lee Nosse | .531 | 135-254 |
| 2003 | William Pippen | .557 | 196-352 |
| 2004 | Tommy Gunn | .476 | 151-317 |
| 2005 | Michael Cuffee | .498 | 158-317 |
| 2006 | Kyle Young | .651 | 108-166 |
| 2007 | Theryn Hudson | .596 | 81-136 |
| 2008 | Theryn Hudson | .647 | 108-167 |
| 2009 | Desmond Yates | .579 | 228-394 |
| 2010 | Desmond Yates | .507 | 145-286 |
| 2011 | Jason Jones | .476 | 146-307 |
| 2012 | Shawn Jones | .551 | 98-178 |
| 2013 | Neiko Hunter | .516 | 99-192 |
| 2014 | Shawn Jones | .577 | 183-317 |
| 2015 | Jacquez Rozier | .503 | 90-179 |
| 2016 | Perrin Buford | .506 | 164-324 |
| 2017 | JaCorey Williams | .533 | 258-484 |
| 2018 | Brandon Walters | .651 | 142-218 |
| 2019 | Reggie Scurry | .561 | 142-253 |
| 2020 | Reggie Scurry | .598 | 67-112 |
| 2021 | Jalen Jordan | .426 | 58-136 |
| 2022 | Teafale Lenard, Jr. | .560 | 102-182 |
| 2023 | DeAndre Dishman | .504 | 139-276 |

(min. 2.5 FGM per game)

3-POINT FIELD GOALS MADE

| Year | Player | Pct | Avg |
|------|--------------|------|-------|
| 1987 | Chris Rainey | .500 | 32-64 |

| | | | |
|------|--------------------|------|---------|
| 1988 | Chris Rainey | .464 | 83-179 |
| 1989 | Chris Rainey | .468 | 65-139 |
| 1990 | Kevin Wallace | .400 | 34-85 |
| 1991 | Robert Taylor | .368 | 77-209 |
| 1992 | Robert Taylor | .319 | 51-160 |
| 1993 | Robert Taylor | .404 | 61-151 |
| 1994 | Milton Dean | .314 | 54-172 |
| 1995 | Tim Gaither | .324 | 33-102 |
| 1996 | Nod Carter | .390 | 53-136 |
| 1997 | Torrey Moore | .436 | 65-149 |
| 1998 | Freddie Martinez | .407 | 66-162 |
| 1999 | Ali McGhee | .399 | 55-138 |
| 2000 | Fernando Ortiz | .316 | 50-158 |
| | Jonathan Whitworth | .505 | 50-99 |
| 2001 | Freddie Martinez | .345 | 50-145 |
| 2002 | Tommy Gunn | .383 | 44-115 |
| 2003 | Tommy Gunn | .428 | 59-138 |
| 2004 | Mike Dean | .437 | 62-142 |
| 2005 | Mike Dean | .333 | 53-159 |
| 2006 | Adam Vogelsberg | .417 | 68-163 |
| 2007 | Kevin Kanaskie | .360 | 67-186 |
| 2008 | Kevin Kanaskie | .374 | 61-163 |
| 2009 | Kevin Kanaskie | .325 | 62-191 |
| 2010 | James Washington | .380 | 65-171 |
| 2011 | James Washington | .396 | 72-182 |
| 2012 | Raymond Cintron | .432 | 67-155 |
| 2013 | Raymond Cintron | .438 | 71-162 |
| 2014 | Kerry Hammonds II | .387 | 67-173 |
| 2015 | Giddy Potts | .377 | 46-122 |
| 2016 | Giddy Potts | .506 | 79-156 |
| 2017 | Giddy Potts | .384 | 76-198 |
| 2018 | Giddy Potts | .405 | 85-210 |
| 2019 | Antonio Green | .345 | 105-304 |
| 2020 | C.J. Jones | .400 | 78-195 |
| 2021 | Jalen Jordan | .432 | 35-81 |
| 2022 | Josh Jefferson | .370 | 71-192 |
| 2023 | Elias King | .409 | 56-137 |

3-POINT FIELD GOAL PERCENTAGE

| Year | Player | Pct | Avg |
|------|--------------------|------|--------|
| 1987 | Chris Rainey | .500 | 32-64 |
| 1988 | Chris Rainey | .464 | 83-179 |
| 1989 | Chris Rainey | .468 | 65-139 |
| 1990 | Kevin Wallace | .400 | 34-85 |
| 1991 | Robert Taylor | .368 | 77-209 |
| 1992 | Kelvin Hammonds | .458 | 38-83 |
| 1993 | Ramond Davis | .430 | 37-86 |
| 1994 | Milton Dean | .314 | 54-172 |
| 1995 | Tim Gaither | .324 | 33-102 |
| 1996 | Nod Carter | .390 | 53-136 |
| 1997 | Nod Carter | .438 | 53-121 |
| 1998 | K. J. Harden | .411 | 39-95 |
| 1999 | Ali McGhee | .399 | 55-138 |
| 2000 | Jonathan Whitworth | .505 | 50-99 |
| 2001 | Jani Hiltunen | .382 | 26-68 |
| 2002 | Tommy Gunn | .383 | 44-115 |
| 2003 | Tommy Gunn | .428 | 59-138 |
| 2004 | Mike Dean | .437 | 62-142 |
| 2005 | Marcus Morrison | .412 | 40-97 |
| 2006 | Adam Vogelsberg | .417 | 68-163 |
| 2007 | Kevin Kanaskie | .360 | 67-186 |





- YEARLY LEADERS -

| | | | |
|------|------------------|------|--------|
| 2008 | Kevin Kanaskie | .374 | 61-163 |
| 2009 | Kevin Kanaskie | .325 | 62-191 |
| 2010 | Desmond Yates | .437 | 31-71 |
| 2011 | James Washington | .396 | 72-182 |
| 2012 | Raymond Cintron | .432 | 67-155 |
| 2013 | Raymond Cintron | .438 | 71-162 |
| 2014 | JaQawn Raymond | .405 | 45-111 |
| 2015 | Giddy Potts | .377 | 46-122 |
| 2016 | Giddy Potts | .506 | 79-156 |
| 2017 | Xavier Habersham | .453 | 39-86 |
| 2018 | Giddy Potts | .405 | 85-210 |
| 2019 | Donovan Sims | .362 | 55-152 |
| 2020 | C.J. Jones | .400 | 78-195 |
| 2021 | Jalen Jordan | .426 | 35-81 |
| 2022 | Josh Jefferson | .370 | 71-192 |
| 2023 | Elias King | .409 | 56-137 |

(min. 1 3FGM per game)

| | | | |
|------|------------------|------|---------|
| 1992 | Robert Taylor | .829 | 126-152 |
| 1993 | Robert Taylor | .822 | 74-90 |
| 1994 | Milton Dean | .739 | 119-161 |
| 1995 | Tim Gaither | .828 | 96-116 |
| 1996 | Aylton Tesch | .633 | 112-177 |
| 1997 | Nod Carter | .801 | 121-151 |
| 1998 | Aylton Tesch | .687 | 138-201 |
| 1999 | Cedrick Wallace | .712 | 84-118 |
| 2000 | Fernando Ortiz | .788 | 93-118 |
| 2001 | Tommy Gunn | .797 | 55-69 |
| 2002 | Lee Nosse | .855 | 71-83 |
| 2003 | Tommy Gunn | .822 | 88-107 |
| 2004 | Tommy Gunn | .815 | 106-130 |
| 2005 | Mike Dean | .779 | 116-149 |
| 2006 | Adam Vogelsberg | .908 | 108-119 |
| 2007 | Kevin Kanaskie | .772 | 95-123 |
| 2008 | Kevin Kanaskie | .795 | 116-146 |
| 2009 | Kevin Kanaskie | .855 | 100-117 |
| 2010 | James Washington | .775 | 110-142 |
| 2011 | James Washington | .864 | 133-154 |
| 2012 | LaRon Dendy | .574 | 135-235 |
| 2013 | Marcos Knight | .692 | 101-146 |
| 2014 | Shawn Jones | .687 | 101-147 |
| 2015 | Reggie Upshaw | .648 | 81-125 |
| 2016 | Reggie Upshaw | .494 | 83-168 |
| 2017 | JaCorey Williams | .696 | 103-148 |
| 2018 | Nick King | .732 | 134-183 |
| 2019 | Reggie Scurry | .667 | 80-120 |
| 2020 | C.J. Jones | .870 | 67-77 |
| 2021 | Jalen Jordan | .841 | 37-44 |
| 2022 | Camryn Weston | .808 | 101-125 |
| 2023 | Camryn Weston | .773 | 85-110 |

FREE THROWS MADE

| Year | Player | Pct | FT-Att |
|------|-----------------|------|---------|
| 1952 | Ray Cox | .555 | 71-128 |
| 1953 | John Price | .651 | 95-146 |
| 1954 | Render Carden | .756 | 96-127 |
| 1955 | Render Carden | .775 | 148-191 |
| 1956 | Douglas Shrader | .674 | 97-144 |
| 1957 | John Price | .683 | 157-230 |
| 1958 | Bob Williamson | .712 | 116-163 |
| 1959 | Don Smith | .697 | 131-188 |
| 1960 | Bob Burden | .729 | 148-203 |
| 1961 | Bob Burden | .685 | 135-197 |
| 1962 | Paul Holland | .776 | 66-85 |
| 1963 | Bennett Jent | .655 | 95-145 |
| | Larry Stewart | .754 | 95-126 |
| 1964 | Ray Kempf | .697 | 83-119 |
| 1965 | Billy Martin | .717 | 91-127 |
| 1966 | Jay Cole | .764 | 94-123 |
| 1967 | Bobby Gardner | .727 | 88-121 |
| 1968 | Willie Brown | .726 | 98-135 |
| 1969 | Willie Brown | .709 | 127-179 |
| 1970 | Jim Drew | .677 | 90-133 |
| 1971 | Herman Sykes | .816 | 111-136 |
| 1972 | Herman Sykes | .759 | 132-174 |
| 1973 | Steve Peeler | .717 | 38-53 |
| 1974 | George Sorrell | .724 | 84-116 |
| 1975 | Sleepy Taylor | .811 | 99-122 |
| 1976 | Tim Sisneros | .698 | 104-149 |
| 1977 | Bob Martin | .692 | 117-169 |
| 1978 | Sleepy Taylor | .806 | 133-165 |
| 1979 | Greg Joyner | .797 | 98-123 |
| 1980 | Jerry Beck | .791 | 91-115 |
| 1981 | Jerry Beck | .778 | 119-153 |
| 1982 | Jerry Beck | .733 | 165-225 |
| 1983 | Doug Lipscomb | .667 | 100-150 |
| 1984 | Russell Smith | .669 | 89-133 |
| 1985 | Kerry Hammonds | .672 | 90-134 |
| 1986 | Kerry Hammonds | .704 | 95-135 |
| 1987 | Dwayne Rainey | .659 | 89-135 |
| 1988 | Dwayne Rainey | .710 | 110-155 |
| 1989 | Chris Rainey | .816 | 111-136 |
| 1990 | Robert Taylor | .792 | 84-106 |
| 1991 | Robert Taylor | .768 | 86-112 |

FREE THROW PERCENTAGE

| Year | Player | Pct | FT-Att |
|------|-----------------|------|---------|
| 1952 | Harry Gupton | .667 | 60-90 |
| 1953 | John Price | .651 | 95-146 |
| 1954 | Render Carden | .756 | 96-127 |
| 1955 | Render Carden | .775 | 148-191 |
| 1956 | Tommy Griffith | .802 | 69-86 |
| 1957 | Ted York | .730 | 81-111 |
| 1958 | Dickie Baugh | .804 | 78-97 |
| 1959 | Ray Hammers | .778 | 49-63 |
| 1960 | Don Smith | .847 | 144-170 |
| 1961 | Phil Jones | .871 | 27-31 |
| 1962 | Paul Holland | .776 | 66-85 |
| 1963 | Larry Stewart | .754 | 95-126 |
| 1964 | Larry Stewart | .807 | 71-88 |
| 1965 | Jack Sutter | .769 | 70-91 |
| 1966 | Jack Sutter | .839 | 73-87 |
| 1967 | Jay Cole | .758 | 69-91 |
| 1968 | Terry Scott | .746 | 47-63 |
| 1969 | Steve McElhaney | .763 | 58-76 |
| 1970 | Stan Sumrell | .882 | 60-68 |
| 1971 | Herman Sykes | .816 | 111-136 |
| 1972 | Herman Sykes | .759 | 132-174 |
| 1973 | Steve Peeler | .717 | 38-53 |
| 1974 | Fred Allen | .739 | 82-111 |
| 1975 | Sleepy Taylor | .811 | 99-122 |
| 1976 | Fred Allen | .824 | 89-108 |
| 1977 | Lewis Mack | .783 | 101-129 |



- YEARLY LEADERS -

| | | | |
|------|-------------------|------|---------|
| 1978 | Sleepy Taylor | .806 | 133-165 |
| 1979 | Greg Joyner | .797 | 98-123 |
| 1980 | Edward Perry | .795 | 70-88 |
| 1981 | Jerry Beck | .778 | 119-153 |
| 1982 | Maury Mapes | .777 | 28-36 |
| 1983 | Edward Perry | .733 | 44-60 |
| 1984 | Maury Mapes | .894 | 42-47 |
| 1985 | Russell Smith | .740 | 57-77 |
| 1986 | Duane Washington | .763 | 45-59 |
| 1987 | Duane Washington | .824 | 75-91 |
| 1988 | Phil Snell | .868 | 33-38 |
| 1989 | Chris Rainey | .816 | 111-136 |
| 1990 | Mike Buck | .810 | 34-42 |
| 1991 | Greg Christian | .853 | 29-34 |
| 1992 | Robert Taylor | .829 | 126-152 |
| 1993 | Robert Taylor | .822 | 74-90 |
| 1994 | Tim Gaither | .805 | 91-113 |
| 1995 | Tim Gaither | .828 | 96-116 |
| 1996 | Nod Carter | .881 | 104-118 |
| 1997 | Nod Carter | .801 | 121-151 |
| 1998 | Kent Ayer | .811 | 43-53 |
| 1999 | Gerald King | .826 | 57-69 |
| 2000 | Lee Nosse | .892 | 83-93 |
| 2001 | Tommy Gunn | .797 | 55-69 |
| 2002 | Lee Nosse | .855 | 71-83 |
| 2003 | Tommy Gunn | .822 | 88-107 |
| 2004 | Tommy Gunn | .815 | 106-130 |
| 2005 | Bryan Smithson | .853 | 58-68 |
| 2006 | Adam Vogelsberg | .908 | 108-119 |
| 2007 | Nigel Johnson | .836 | 56-67 |
| 2008 | Desmond Yates | .805 | 91-113 |
| 2009 | Kevin Kanaskie | .855 | 100-117 |
| 2010 | Montarrio Haddock | .836 | 92-110 |
| 2011 | James Washington | .864 | 133-154 |
| 2012 | Raymond Cintron | .907 | 49-54 |
| 2013 | Neiko Hunter | .726 | 53-73 |
| 2014 | Kerry Hammonds II | .806 | 100-124 |
| 2015 | JaQawn Raymond | .827 | 67-81 |
| 2016 | Jacob Ivory | .912 | 31-34 |
| 2017 | Giddy Potts | .808 | 84-104 |
| 2018 | Giddy Potts | .863 | 69-80 |
| 2019 | Antonio Green | .874 | 76-87 |
| 2020 | C.J. Jones | .870 | 67-77 |
| 2021 | Jalen Jordan | .841 | 37-44 |
| 2022 | Donovan Sims | .882 | 82-93 |
| 2023 | Eli Lawrence | .816 | 71-87 |

(min. 1 FTM per game)

ASSISTS

| Year | Player | No. | Avg |
|------|----------------|-----|-----|
| 1970 | Jim Drew | 127 | 4.9 |
| 1971 | Stan Sumrell | 93 | 3.6 |
| 1972 | Mason Bonner | 77 | 3.0 |
| 1973 | Mason Bonner | 91 | 3.8 |
| 1974 | Jimmy Martin | 65 | 3.3 |
| 1975 | Jimmy Martin | 126 | 4.5 |
| 1976 | Lewis Mack | 131 | 4.9 |
| 1977 | Lewis Mack | 144 | 5.0 |
| 1978 | Greg Armstrong | 82 | 3.6 |
| 1979 | Greg Armstrong | 131 | 4.9 |
| 1980 | Edward Perry | 73 | 2.9 |

| | | | |
|------|--------------------|-----|-----|
| 1981 | Edward Perry | 94 | 3.5 |
| 1982 | Edward Perry | 86 | 3.1 |
| 1983 | LaRae Davis | 74 | 2.7 |
| 1984 | Maury Mapes | 106 | 3.9 |
| 1985 | James Johnson | 121 | 3.9 |
| 1986 | Duane Washington | 197 | 5.8 |
| 1987 | Duane Washington | 255 | 8.8 |
| 1988 | Chris Rainey | 149 | 4.4 |
| 1989 | Gerald Harris | 207 | 6.7 |
| 1990 | Gerald Harris | 143 | 5.3 |
| 1991 | Greg Christian | 125 | 5.2 |
| 1992 | Kelvin Hammonds | 82 | 3.0 |
| 1993 | Ramond Davis | 64 | 2.6 |
| | Tim Gaither | 64 | 2.6 |
| 1994 | Tim Gaither | 84 | 3.2 |
| 1995 | Tim Gaither | 112 | 4.3 |
| 1996 | Tim Gaither | 78 | 2.9 |
| 1997 | Richard Duncan | 140 | 4.5 |
| 1998 | Richard Duncan | 117 | 4.2 |
| 1999 | Richard Duncan | 142 | 4.6 |
| 2000 | Jonathan Whitworth | 131 | 4.7 |
| 2001 | D'Marius Wilkes | 88 | 3.3 |
| 2002 | Eric Parham | 114 | 3.9 |
| 2003 | Eric Parham | 113 | 3.8 |
| 2004 | Bryan Smithson | 113 | 3.9 |
| 2005 | Bryan Smithson | 96 | 3.2 |
| 2006 | Francis Cuyler | 76 | 2.7 |
| 2007 | Kevin Kanaskie | 185 | 5.8 |
| 2008 | Nigel Johnson | 110 | 3.4 |
| 2009 | Kevin Kanaskie | 120 | 3.8 |
| 2010 | James Washington | 126 | 3.8 |
| 2011 | James Washington | 91 | 2.8 |
| 2012 | Bruce Massey | 134 | 3.9 |
| 2013 | Bruce Massey | 111 | 3.3 |
| 2014 | Tweety Knight | 152 | 4.6 |
| 2015 | JaQawn Raymond | 75 | 2.1 |
| 2016 | Reggie Upshaw | 76 | 2.2 |
| 2017 | Tyrik Dixon | 119 | 3.3 |
| 2018 | Tyrik Dixon | 100 | 3.1 |
| 2019 | Donovan Sims | 88 | 3.0 |
| 2020 | Donovan Sims | 100 | 3.2 |
| 2021 | Jordan Davis | 48 | 2.1 |
| 2022 | Camryn Weston | 101 | 2.7 |
| 2023 | Camryn Weston | 91 | 2.8 |

STEALS

| Year | Player | No. | Avg |
|------|------------------|-----|-----|
| 1981 | Rick Campbell | 30 | 1.1 |
| 1982 | Rick Campbell | 39 | 1.3 |
| 1983 | LaRae Davis | 27 | 1.0 |
| 1984 | Doug Lipscomb | 18 | 0.7 |
| | Maury Mapes | 18 | 0.7 |
| 1985 | Maury Johnson | 63 | 2.0 |
| 1986 | James Johnson | 73 | 2.3 |
| 1987 | Duane Washington | 93 | 3.2 |
| 1988 | Gerald Harris | 42 | 1.8 |
| 1989 | Gerald Harris | 40 | 1.3 |
| 1990 | Gerald Harris | 50 | 1.9 |
| 1991 | Jeff Clifton | 34 | 1.3 |
| 1992 | Kelvin Hammonds | 42 | 1.6 |
| 1993 | Warren Kidd | 34 | 1.3 |





- YEARLY LEADERS -

| | | | | | | | |
|------|---------------------|----|-----|------|-------------------------|----|-----|
| 1994 | Tim Gaither | 52 | 2.0 | 2007 | Tim Blue | 26 | 0.8 |
| 1995 | Tim Gaither | 39 | 1.5 | 2008 | Theryn Hudson | 24 | 0.8 |
| 1996 | Aylton Tesch | 40 | 1.5 | 2009 | Dino Hair | 13 | 0.4 |
| 1997 | Richard Duncan | 49 | 1.6 | | Desmond Yates | 13 | 0.4 |
| 1997 | Roni Bailey | 49 | 1.6 | 2010 | Trevor Ottley | 42 | 1.3 |
| | Richard Duncan | 49 | 1.6 | 2011 | Trevor Ottley | 37 | 1.2 |
| 1998 | Richard Duncan | 54 | 1.9 | 2012 | LaRon Dendy | 48 | 1.4 |
| 1999 | Richard Duncan | 87 | 2.8 | 2013 | Shawn Jones | 43 | 1.3 |
| 2000 | Fernando Ortiz | 60 | 2.1 | 2014 | Shawn Jones | 63 | 1.9 |
| 2001 | D'Marius Wilkes | 31 | 1.1 | 2015 | Reggie Upshaw | 35 | 1.0 |
| 2002 | Tommy Gunn | 43 | 1.6 | 2016 | Perrin Buford | 40 | 1.1 |
| 2003 | Tommy Gunn | 38 | 1.3 | 2017 | Reggie Upshaw | 31 | 0.9 |
| 2004 | Tommy Gunn | 45 | 1.6 | 2018 | Brandon Walters | 30 | 0.9 |
| 2005 | Marcus Morrison | 42 | 1.4 | 2019 | James Hawthorne | 26 | 0.8 |
| 2006 | Bud Howard | 29 | 1.1 | 2020 | Tyson Jackson | 21 | 0.7 |
| 2007 | Nigel Johnson | 32 | 1.0 | 2021 | Jo'Vontae Millner-Criss | 14 | 0.6 |
| 2008 | Kevin Kanaskie | 39 | 1.2 | 2022 | Teafale Lenard, Jr. | 58 | 1.6 |
| 2009 | Demetrius Green | 32 | 1.1 | 2023 | Teafale Lenard, Jr. | 61 | 1.8 |
| 2010 | James Washington | 43 | 1.3 | | | | |
| 2011 | James Washington | 52 | 1.6 | | | | |
| 2012 | Bruce Massey | 54 | 1.6 | | | | |
| 2013 | Bruce Massey | 51 | 1.5 | | | | |
| 2014 | Tweety Knight | 66 | 2.0 | | | | |
| 2015 | JaQawn Raymond | 36 | 1.0 | | | | |
| 2016 | Reggie Upshaw | 51 | 1.5 | | | | |
| 2017 | Giddy Potts | 47 | 1.3 | | | | |
| 2018 | Giddy Potts | 45 | 1.4 | | | | |
| 2019 | Donovan Sims | 45 | 1.6 | | | | |
| 2020 | Donovan Sims | 46 | 1.5 | | | | |
| 2021 | DeAndre Dishman | 34 | 1.5 | | | | |
| 2022 | Eli Lawrence | 47 | 1.3 | | | | |
| 2023 | Teafale Lenard, Jr. | 53 | 1.6 | | | | |

BLOCKS

| Year | Player | No. | Avg |
|------|------------------|-----|-----|
| 1981 | Lucious Hailey | 17 | 0.6 |
| 1982 | Lucious Hailey | 30 | 1.0 |
| 1983 | Raleigh Choice | 16 | 0.6 |
| 1984 | Russell Smith | 23 | 0.9 |
| 1985 | Russell Smith | 23 | 0.7 |
| 1986 | Jimmy McGill | 24 | 0.9 |
| 1987 | Jimmy McGill | 20 | 0.9 |
| 1988 | Leslie Gregory | 30 | 0.9 |
| 1989 | Chris Ingram | 24 | 0.8 |
| 1990 | Chris Ingram | 23 | 1.0 |
| 1991 | Warren Kidd | 70 | 2.3 |
| 1992 | Warren Kidd | 62 | 2.3 |
| 1993 | Warren Kidd | 53 | 2.0 |
| 1994 | Paul Washington | 19 | 0.7 |
| 1995 | Velvious Goodloe | 17 | 0.6 |
| 1996 | David Washington | 22 | 0.8 |
| 1997 | Nod Carter | 9 | 0.3 |
| 1998 | Mantia Callender | 41 | 1.5 |
| 1999 | Lee Nosse | 55 | 2.0 |
| 2000 | Lee Nosse | 38 | 1.4 |
| 2001 | Iiro Tenngren | 20 | 0.7 |
| 2002 | Lee Nosse | 45 | 1.6 |
| 2003 | William Pippen | 27 | 0.9 |
| 2004 | Alex Weekes | 25 | 0.9 |
| 2005 | Steve Thomas | 17 | 0.7 |
| 2006 | Kyle Young | 18 | 0.6 |



- YEAR-BY-YEAR STATS -

| Year | Total | | | | Rebounds | | | | | | | | Pts | Avg | | | |
|---------|-------|------|-----------|------|----------|------|---------|------|--------------|------|--------|-----|-----|-----|-----|------|------|
| | GP | Min | FG-A | Pct | 3FG-A | Pct | FT-A | Pct | O-D-T | Avg | PF-FO | Ast | | | TO | Blk | Stl |
| 1955-56 | 21 | NA | 542-1560 | .347 | NA | .000 | 531-744 | .714 | NA-1098 | 52.3 | 411-23 | NA | NA | NA | NA | 1615 | 76.9 |
| 1956-57 | 25 | NA | 651-1670 | .390 | NA | .000 | 584-881 | .663 | NA-1236 | 49.4 | 497-30 | NA | NA | NA | NA | 1886 | 75.4 |
| 1957-58 | 21 | NA | 569-1578 | .361 | NA | .000 | 377-557 | .677 | NA-1234 | 58.8 | 419-17 | NA | NA | NA | NA | 1515 | 72.1 |
| 1959-60 | 23 | NA | 606-1619 | .374 | NA | .000 | 580-796 | .729 | NA-1197 | 52.0 | 484-24 | NA | NA | NA | NA | 1792 | 77.9 |
| 1960-61 | 23 | NA | 604-1574 | .384 | NA | .000 | 465-718 | .648 | NA-1159 | 50.4 | 453-20 | NA | NA | NA | NA | 1673 | 72.7 |
| 1961-62 | 18 | NA | 438-1220 | .359 | NA | .000 | 344-514 | .669 | NA-922 | 51.2 | 355-16 | NA | NA | NA | NA | 1220 | 67.8 |
| 1962-63 | 24 | NA | 653-1683 | .388 | NA | .000 | 392-613 | .639 | NA-1221 | 50.9 | 465-27 | NA | NA | NA | NA | 1698 | 70.8 |
| 1963-64 | 21 | NA | 637-1494 | .426 | NA | .000 | 399-563 | .709 | NA-1071 | 51.0 | 424-24 | NA | NA | NA | NA | 1673 | 79.7 |
| 1964-65 | 24 | NA | 788-1954 | .403 | NA | .000 | 433-643 | .673 | NA-1351 | 56.3 | 556-34 | NA | NA | NA | NA | 2009 | 83.7 |
| 1965-66 | 24 | NA | 685-1796 | .381 | NA | .000 | 442-650 | .680 | NA-1115 | 46.5 | 495-18 | NA | NA | NA | NA | 1812 | 75.5 |
| 1966-67 | 25 | NA | 729-1868 | .390 | NA | .000 | 430-642 | .670 | NA-1230 | 49.2 | 539-29 | NA | NA | NA | NA | 1888 | 75.5 |
| 1967-68 | 24 | NA | 738-1804 | .409 | NA | .000 | 459-712 | .645 | NA-1295 | 54.0 | 475-20 | NA | NA | NA | NA | 1935 | 80.6 |
| 1968-69 | 26 | NA | 849-2180 | .389 | NA | .000 | 502-753 | .667 | NA-1685 | 64.8 | 495-27 | NA | NA | NA | NA | 2200 | 84.6 |
| 1969-70 | 26 | NA | 733-1776 | .413 | NA | .000 | 451-743 | .607 | NA-1361 | 52.3 | 494-18 | NA | NA | NA | NA | 1917 | 73.7 |
| 1970-71 | 26 | NA | 733-1783 | .411 | NA | .000 | 359-548 | .655 | NA-1239 | 47.7 | 438-9 | 282 | NA | NA | NA | 1825 | 70.2 |
| 1971-72 | 26 | NA | 712-1588 | .448 | NA | .000 | 431-705 | .611 | NA-1034 | 39.8 | 457-23 | 249 | NA | NA | NA | 1855 | 71.3 |
| 1972-73 | 25 | NA | 817-1817 | .450 | NA | .000 | 260-420 | .619 | NA-1126 | 45.0 | 546-24 | 264 | 460 | NA | NA | 1894 | 75.8 |
| 1973-74 | 26 | NA | 920-1911 | .481 | NA | .000 | 398-588 | .677 | NA-1235 | 47.5 | 526-17 | 358 | 542 | NA | NA | 2238 | 86.1 |
| 1974-75 | 28 | NA | 979-2095 | .467 | NA | .000 | 439-650 | .675 | NA-1389 | 49.6 | 516-16 | 396 | 533 | NA | NA | 2397 | 85.6 |
| 1975-76 | 28 | NA | 884-1789 | .494 | NA | .000 | 371-515 | .720 | NA-1093 | 39.0 | 509-18 | 342 | 532 | NA | NA | 2139 | 76.4 |
| 1976-77 | 29 | NA | 859-1738 | .494 | NA | .000 | 475-647 | .734 | NA-1080 | 37.2 | 503-17 | 364 | 526 | NA | NA | 2193 | 75.6 |
| 1977-78 | 26 | NA | 739-1445 | .511 | NA | .000 | 365-501 | .729 | NA-906 | 34.8 | 470-14 | 264 | 447 | NA | NA | 1843 | 70.9 |
| 1978-79 | 27 | NA | 782-1566 | .499 | NA | .000 | 448-647 | .692 | NA-1047 | 38.8 | 562-30 | 391 | 524 | NA | NA | 2012 | 74.5 |
| 1979-80 | 26 | NA | 706-1474 | .479 | NA | .000 | 354-497 | .712 | NA-869 | 33.4 | 459-18 | 275 | 365 | NA | NA | 1766 | 67.9 |
| 1980-81 | 27 | 5496 | 737-1477 | .499 | NA | .000 | 392-582 | .674 | NA-966 | 35.8 | 452-13 | 280 | 373 | 50 | 134 | 1866 | 69.1 |
| 1981-82 | 30 | 6124 | 756-1577 | .479 | NA | .000 | 416-626 | .665 | NA-1022 | 34.1 | 484-18 | 361 | 443 | 69 | 145 | 1928 | 64.3 |
| 1982-83 | 27 | 5412 | 733-1669 | .439 | NA | .000 | 331-478 | .692 | NA-1053 | 39.0 | 475-15 | 273 | 416 | 35 | 140 | 1797 | 66.6 |
| 1983-84 | 27 | 5423 | 705-1478 | .477 | NA | .000 | 333-477 | .698 | NA-891 | 33.0 | 390-5 | 322 | 371 | 58 | 113 | 1743 | 64.6 |
| 1984-85 | 31 | 6217 | 876-1935 | .453 | NA | .000 | 389-591 | .658 | NA-1157 | 37.3 | 631-22 | 434 | 429 | 63 | 198 | 2141 | 69.1 |
| 1985-86 | 34 | 6910 | 1160-2284 | .508 | NA | .000 | 468-701 | .668 | NA-1357 | 39.9 | 675-27 | 673 | 771 | 74 | 287 | 2788 | 82.0 |
| 1986-87 | 29 | 5861 | 986-1985 | .497 | 53-121 | .438 | 462-624 | .740 | 415-685-1100 | 37.9 | 574-19 | 531 | 393 | 72 | 237 | 2487 | 85.8 |
| 1987-88 | 34 | 6884 | 1048-2162 | .485 | 133-326 | .408 | 534-740 | .722 | 428-853-1281 | 37.7 | 645-17 | 527 | 489 | 87 | 180 | 2763 | 81.3 |
| 1988-89 | 31 | 6298 | 1086-2216 | .490 | 142-344 | .413 | 496-653 | .760 | 438-793-1231 | 39.7 | 685-24 | 533 | 413 | 67 | 189 | 2810 | 90.6 |
| 1989-90 | 27 | 5309 | 757-1787 | .424 | 129-394 | .327 | 444-608 | .730 | 337-621-958 | 35.5 | 558-22 | 352 | 323 | 69 | 128 | 2087 | 77.3 |
| 1990-91 | 30 | 6033 | 901-1965 | .459 | 172-491 | .350 | 462-672 | .688 | 378-837-1215 | 40.5 | 617-23 | 471 | 461 | 143 | 177 | 2436 | 81.2 |
| 1991-92 | 27 | 5408 | 773-1577 | .490 | 107-301 | .355 | 435-600 | .725 | 333-604-937 | 34.7 | NA | 396 | 455 | 105 | 186 | 2088 | 77.3 |
| 1992-93 | 26 | 5285 | 678-1526 | .444 | 107-301 | .355 | 311-470 | .662 | 326-547-873 | 33.6 | NA | 396 | 455 | 71 | 186 | 1774 | 68.2 |
| 1993-94 | 27 | 5120 | 711-1751 | .406 | 112-390 | .287 | 395-585 | .675 | 376-661-1037 | 38.4 | 605-31 | 306 | 419 | 54 | 226 | 1929 | 71.4 |
| 1994-95 | 27 | 5525 | 719-1684 | .427 | 93-279 | .333 | 403-612 | .658 | 430-600-1030 | 38.1 | 572-16 | 374 | 444 | 70 | 236 | 1934 | 71.6 |
| 1995-96 | 27 | 5425 | 709-1549 | .458 | 131-367 | .357 | 449-635 | .707 | 342-608-950 | 35.2 | 517-14 | 377 | 380 | 52 | 157 | 1998 | 74.0 |
| 1996-97 | 31 | 6194 | 849-1880 | .452 | 261-682 | .383 | 469-656 | .715 | 497-695-1192 | 38.5 | 525-8 | 518 | 420 | 40 | 232 | 2428 | 78.3 |
| 1997-98 | 28 | 5650 | 690-1540 | .448 | 195-530 | .368 | 409-613 | .667 | 347-622-969 | 34.6 | 460-9 | 413 | 418 | 91 | 230 | 1984 | 70.9 |
| 1998-99 | 31 | 6250 | 765-1653 | .463 | 205-577 | .355 | 408-566 | .721 | 337-633-970 | 31.3 | 552-11 | 444 | 540 | 103 | 294 | 2143 | 69.1 |
| 1999-00 | 28 | 5700 | 746-1613 | .462 | 193-533 | .362 | 458-625 | .733 | 338-601-939 | 33.5 | 560-16 | 484 | 461 | 101 | 278 | 2143 | 76.5 |
| 2000-01 | 27 | 5450 | 646-1469 | .440 | 182-538 | .338 | 316-463 | .683 | 261-581-842 | 31.2 | 442-10 | 420 | 420 | 83 | 179 | 1790 | 66.3 |
| 2001-02 | 29 | 5875 | 713-1598 | .446 | 205-607 | .338 | 310-451 | .687 | 303-700-1003 | 34.6 | 482-14 | 378 | 499 | 98 | 229 | 1941 | 66.9 |
| 2002-03 | 30 | 6050 | 740-1589 | .466 | 194-535 | .363 | 379-555 | .683 | 318-738-1056 | 35.2 | 598-17 | 358 | 492 | 69 | 159 | 2053 | 68.4 |
| 2003-04 | 29 | 5848 | 694-1577 | .440 | 182-483 | .377 | 464-677 | .685 | 322-692-1014 | 35.0 | 601-14 | 329 | 401 | 73 | 185 | 2034 | 70.1 |
| 2004-05 | 31 | 6250 | 772-1766 | .437 | 195-564 | .346 | 473-676 | .700 | 408-762-1170 | 37.7 | 591-18 | 359 | 444 | 70 | 191 | 2212 | 71.4 |
| 2005-06 | 28 | 5656 | 679-1550 | .438 | 190-550 | .345 | 429-604 | .710 | 335-637-972 | 34.7 | 552-19 | 369 | 396 | 61 | 183 | 1977 | 70.6 |
| 2006-07 | 32 | 6475 | 741-1619 | .458 | 146-432 | .338 | 367-524 | .700 | 283-750-1033 | 32.3 | 638-18 | 401 | 455 | 91 | 127 | 1995 | 62.3 |
| 2007-08 | 32 | 6476 | 765-1639 | .467 | 175-488 | .359 | 475-668 | .711 | 297-700-997 | 31.2 | 648-23 | 388 | 463 | 70 | 190 | 2180 | 68.1 |



HISTORY/RECORDS



- YEAR-BY-YEAR STATS -

| Year | GP | Total | | | | Rebounds | | | | | | | | | | | |
|---------|----|-------|-----------|------|-----------|----------|---------|------|--------------|------|--------|-----|-----|-----|-----|------|------|
| | | Min | FG-A | Pct | 3FG-A Pct | FT-A Pct | O-D-T | Avg | PF-FO | Ast | TO | Blk | Stl | Pts | Avg | | |
| 2008-09 | 32 | 6425 | 811-1799 | .451 | 154-485 | .318 | 478-689 | .694 | 385-715-1100 | 34.4 | 653-23 | 394 | 379 | 47 | 192 | 2254 | 70.4 |
| 2009-10 | 33 | 6599 | 792-1780 | .445 | 201-530 | .379 | 497-675 | .736 | 336-761-1097 | 33.2 | 696-25 | 365 | 436 | 82 | 199 | 2282 | 69.2 |
| 2010-11 | 32 | 6525 | 733-1719 | .426 | 168-492 | .341 | 584-823 | .710 | 393-733-1126 | 35.2 | 756-28 | 339 | 485 | 114 | 277 | 2218 | 69.3 |
| 2011-12 | 34 | 6850 | 882-1782 | .495 | 163-445 | .366 | 532-838 | .635 | 376-820-1196 | 35.2 | 670-7 | 525 | 473 | 150 | 238 | 2459 | 72.3 |
| 2012-13 | 34 | 6850 | 848-1835 | .462 | 181-480 | .377 | 528-760 | .695 | 407-836-1243 | 36.6 | 700-8 | 481 | 464 | 128 | 238 | 2405 | 70.7 |
| 2013-14 | 33 | 6650 | 816-1795 | .455 | 178-520 | .342 | 529-796 | .665 | 399-812-1211 | 36.7 | 664-22 | 433 | 416 | 158 | 234 | 2339 | 70.9 |
| 2014-15 | 36 | 7376 | 775-1867 | .414 | 242-675 | .359 | 497-710 | .700 | 386-829-1215 | 33.8 | 660-13 | 396 | 469 | 112 | 214 | 2285 | 63.5 |
| 2015-16 | 35 | 7025 | 909-2025 | .449 | 279-716 | .390 | 442-718 | .616 | 369-914-1283 | 36.7 | 702-13 | 455 | 419 | 123 | 215 | 2539 | 72.5 |
| 2016-17 | 36 | 7225 | 1014-2077 | .488 | 228-622 | .367 | 441-631 | .699 | 355-918-1273 | 35.4 | 657-5 | 553 | 374 | 100 | 242 | 2697 | 74.9 |
| 2017-18 | 33 | 6650 | 902-1914 | .471 | 241-648 | .372 | 434-585 | .742 | 346-836-1182 | 35.8 | 651-17 | 468 | 413 | 76 | 201 | 2479 | 75.1 |
| 2018-19 | 32 | 6400 | 778-1859 | .419 | 212-651 | .326 | 373-551 | .677 | 385-843-1228 | 38.4 | 584-11 | 352 | 512 | 85 | 190 | 2141 | 66.9 |
| 2019-20 | 31 | 6250 | 776-1850 | .419 | 255-763 | .334 | 386-576 | .670 | 333-754-1087 | 35.1 | 620-10 | 406 | 436 | 91 | 210 | 2193 | 70.7 |
| 2020-21 | 23 | 4600 | 511-1323 | .386 | 171-528 | .324 | 233-341 | .683 | 226-549-775 | 33.7 | 373-6 | 229 | 345 | 52 | 164 | 1426 | 62.0 |
| 2021-22 | 37 | 7550 | 963-2140 | .450 | 302-914 | .330 | 543-718 | .756 | 381-925-1306 | 35.3 | 680-14 | 460 | 477 | 158 | 295 | 2771 | 74.9 |
| 2022-23 | 33 | 6650 | 857-1892 | .453 | 228-674 | .338 | 371-543 | .683 | 366-743-1109 | 33.6 | 579-10 | 357 | 439 | 159 | 249 | 2313 | 70.1 |



- YEAR-BY-YEAR RESULTS -

| 1913-14 | |
|----------------------------|----------|
| Overall: 1-2 | |
| Coach: Alfred B. Miles | |
| Vanderbilt | L, 5-53 |
| Castle Heights | L, 7-22 |
| Dixie College (Cookeville) | W, 27-13 |

| 1914-15 | |
|------------------------|----------|
| Overall: 2-2 | |
| Coach: Alfred B. Miles | |
| WKU | L, 21-32 |
| WKU | W, 32-19 |
| Brownies (Independent) | W, 33-25 |
| Castle Heights | Lost |

| 1915-22 | |
|------------------------|--|
| NO TEAMS - WORLD WAR I | |

| 1922-23 | |
|------------------------|----------|
| Overall: 11-1 | |
| Coach: Alfred B. Miles | |
| Peabody | W, 53-19 |
| South YMCA (Nashville) | W, 47-21 |
| Bryson (Fayetteville) | L, 17-19 |
| S.P.U. (Clarksville) | W, 38-29 |
| Vanderbilt Freshmen | W, 23-10 |
| Bryson (Fayetteville) | W, 24-18 |
| Sewanee | W, 23-17 |
| Vanderbilt Freshmen | W, 19-17 |
| Sewanee | W, 48-8 |
| Peabody | W, 48-13 |
| S.P.U. | W, 18-16 |
| Peabody | W, 60-18 |

| 1923-24 (Incomplete) | |
|-----------------------------|----------|
| Overall: 13-1 | |
| Coach: Alfred B. Miles | |
| WKU | W, 34-19 |
| WKU | L, 24-29 |

| 1924-25 (Incomplete) | |
|-----------------------------|----------|
| Overall: 3-1 | |
| Coach: Guy Stephenson | |
| WKU | W, 43-23 |
| WKU | W, 37-36 |
| Vanderbilt | W, 31-28 |
| Vanderbilt | L, 29-30 |

| 1925-26 (Incomplete) | |
|-----------------------------|----------|
| Overall: 12-10 | |
| Coach: Guy Stephenson | |
| Union (TN) | W, 36-28 |
| Tennessee Tech | W, 40-20 |
| Burke Terrors (Independent) | L, 21-32 |
| Swedes (Forfeit) | W, 2-0 |
| Vanderbilt | L, 19-51 |
| Mercer | L, 28-30 |
| South YMCA (Nashville) | W, 48-23 |

| | |
|--------------------------|----------|
| Cumberland | W, 40-23 |
| YMHA Peps (Nashville) | L, 27-33 |
| Sewanee | W, 48-15 |
| Rail-lites (Independent) | L, 30-33 |
| Burke Terrors | L, 26-29 |
| Howard College | W, 39-20 |
| Ramblers (Independent) | L, 26-31 |
| Vanderbilt | L, 24-25 |
| South YMCA (Nashville) | W, 37-17 |
| Rail-lites | L, 17-37 |
| Ramblers | L, 16-26 |
| Cincinnati Trust Company | W, 42-35 |
| Sewanee | W, 25-23 |
| YMHA Peps (Nashville) | W, 39-34 |
| Burke Terrors | W, 39-37 |

| 1926-27 (Incomplete) | |
|-----------------------------|----------|
| Overall: 3-4 | |
| Coach: Frank Faulkinberry | |
| Vanderbilt | L, 19-59 |
| YMHA Peps (Nashville) | L, 40-42 |
| Memphis YMCA Tri. | W, 46-30 |
| New York Celtics | L, 34-52 |
| Tennessee Tech | W, 25-23 |
| Tennessee Tech | W, 43-28 |
| Vanderbilt | L, 20-52 |

| 1927-28 (Incomplete) | |
|-----------------------------|----------|
| Overall: 9-8 | |
| Coach: Frank Faulkinberry | |
| Tennessee Tech | L, 18-27 |
| Alumni | W, 34-32 |
| Rail-lites | L, 27-42 |
| Tennessee Tech | W, 31-21 |
| Mercer | L, 28-33 |
| Vanderbilt | L, 29-35 |
| YMHA Peps (Nashville) | L, 30-43 |
| Bryson (Fayetteville) | W, 24-23 |
| Bryson (Fayetteville) | W, 34-32 |
| New York Celtics | L, 36-50 |
| Nashville-Arms | W, 67-33 |
| Burke Terrors | L, 42-55 |
| Cumberland | W, 39-36 |
| Carson-Newman | W, 27-26 |
| YMHA Peps (Nashville) | L, 33-37 |
| Bus Terminal | W, 47-34 |

| 1928-29 (Incomplete) | |
|-----------------------------|----------|
| Overall: 3-2 | |
| Coach: Frank Faulkinberry | |
| WKU | W, 36-28 |
| WKU | W, 28-25 |
| Tennessee Tech | L, 39-40 |
| Tennessee Tech | W, 36-28 |
| Vanderbilt | L, 41-42 |

| 1929-30 (Incomplete) | |
|--------------------------------------|----------|
| Overall: 16-6 | |
| Coach: Frank Faulkinberry | |
| Murfreesboro Home Journal | W, 46-22 |
| Tennessee Tech | L, 29-30 |
| Ideal Aces | W, 19-13 |
| Rockvale (Independent) | W, 54-22 |
| Vanderbilt | W, 45-31 |
| WKU | W, 28-26 |
| Tennessee Tech | W, 36-32 |
| YMHA Peps (Nashville) | Won |
| Murray State | W, 39-29 |
| WKU | W, 35-33 |
| Piedmont College | W, 32-23 |
| Cumberland | W, 42-24 |
| YMHA Peps (Nashville) | L, 28-36 |
| Vanderbilt | L, 30-31 |
| Burke Terrors | W, 34-30 |
| Caruthersville (MO)+ | W, 34-20 |
| Memphis State+ | L, 21-41 |
| +Mississippi Valley Conference Tour. | |

| 1930-31 (Incomplete) | |
|-----------------------------|----------|
| Overall: 0-5 | |
| Coach: Frank Faulkinberry | |
| WKU | L, 29-43 |
| WKU | L, 40-52 |
| Tennessee Tech | L, 24-37 |
| Tennessee Tech | L, 26-34 |
| Vanderbilt | L, 20-42 |

| 1931-32 | |
|-----------------------------|----------|
| Overall: 9-9 | |
| Coach: Frank Faulkinberry | |
| Ideal Acre | W, 31-26 |
| Vanderbilt | L, 32-38 |
| Union (TN) | W, 38-29 |
| Sewanee | W, 22-18 |
| Tennessee Tech | L, 13-21 |
| Chattanooga | W, 26-21 |
| Chattanooga | L, 25-43 |
| WKU | W, 32-23 |
| Murray State | L, 18-36 |
| WKU | L, 26-28 |
| Sewanee | W, 44-35 |
| Birmingham Southern | W, 43-30 |
| YMHA Peps (Nashville) | L, 28-34 |
| Murray State | L, 22-36 |
| Vanderbilt | W, 39-35 |
| Burke Terrors (Independent) | L, 24-26 |
| Tennessee Tech | W, 35-29 |
| Tennessee Tech | L, 23-32 |

| 1932-33 (Incomplete) | |
|-----------------------------|----------|
| Overall: 9-7 | |
| Coach: Frank Faulkinberry | |
| WKU | L, 29-43 |
| WKU | L, 29-43 |
| Tennessee Tech | L, 25-35 |





- YEAR-BY-YEAR RESULTS -

| | |
|----------------|----------|
| Tennessee Tech | W, 25-23 |
| Cumberland | Won |
| Murray State | L, 27-77 |
| Murray State | W, 23-22 |
| Memphis State | Won |
| Chattanooga | W, 39-38 |
| Chattanooga | L, 29-36 |

1933-34 (Incomplete)

Overall: 4-6

Coach: E.M. Waller

| | |
|----------------|----------|
| Memphis State | W, 45-33 |
| Memphis State | W, 36-18 |
| Murray State | L, 34-51 |
| Murray State | L, 36-39 |
| Tennessee Tech | L, 15-21 |
| Tennessee Tech | W, 38-27 |
| WKU | L, 32-41 |
| WKU | L, 29-52 |
| Chattanooga | L, 23-38 |
| Chattanooga | W, 53-42 |

1934-35 (Incomplete)

Overall: 3-7

Coach: E.M. Waller

| | |
|----------------|----------|
| Murray State | L, 23-42 |
| Murray State | L, 28-33 |
| Tennessee Tech | W, 30-24 |
| Tennessee Tech | W, 27-22 |
| WKU | L, 25-35 |
| WKU | L, 29-55 |
| Chattanooga | L, 29-43 |
| Chattanooga | L, 29-48 |
| Memphis State | W, 33-31 |
| Memphis State | L, 23-33 |

1935-36 (Incomplete)

Overall: 4-5

Coach: Johnny "Red" Floyd

| | |
|----------------|----------|
| Memphis State | W, 42-35 |
| Memphis State | W, 40-34 |
| Murray State | L, 31-57 |
| Murray State | L, 26-48 |
| Tennessee Tech | L, 26-31 |
| WKU | L, 14-36 |
| WKU | L, 27-47 |
| Chattanooga | W, 34-20 |
| Chattanooga | W, 42-30 |

1936-37 (Incomplete)

Overall: 2-10

Coach: Johnny "Red" Floyd

| | |
|----------------|----------|
| Vanderbilt | L, 30-39 |
| Murray State | L, 17-46 |
| Murray State | L, 32-50 |
| Tennessee Tech | L, 26-27 |
| Tennessee Tech | L, 37-43 |
| WKU | L, 28-48 |
| WKU | L, 32-48 |

| | |
|---------------|----------|
| Chattanooga | L, 25-31 |
| Chattanooga | W, 55-36 |
| Vanderbilt | L, 12-39 |
| Memphis State | W, 33-24 |
| Memphis State | L, 33-52 |

1937-38

Overall: 6-10

Coach: Johnny "Red" Floyd

| | |
|-----------------------|----------|
| David Lipscomb | L, 29-48 |
| New York Celtics | L, 54-60 |
| Murfreesboro Ramblers | W, 41-31 |
| Murray State | L, 36-66 |
| Murray State | L, 31-45 |
| Cumberland | W, 39-37 |
| Tennessee Tech | L, 29-44 |
| Union (TN) | L, 34-56 |
| David Lipscomb | L, 41-49 |
| Memphis State | W, 30-29 |
| Nashville Raiders | W, 67-35 |
| Union (TN) | L, 24-57 |
| Memphis State | W, 44-43 |
| Cumberland | W, 48-41 |
| Tennessee Tech | L, 26-34 |
| Tennessee Tech | L, 23-50 |

1938-39

Overall: 5-9

Coach: Johnny "Red" Floyd

| | |
|--------------------|----------|
| New York Celtics | L, 34-50 |
| Memphis State | W, 41-31 |
| Murray State | L, 37-48 |
| Tennessee Tech | L, 34-37 |
| WKU | L, 31-67 |
| David Lipscomb | L, 53-66 |
| Union (TN) | W, 53-40 |
| Memphis State | W, 39-31 |
| Union (TN) | W, 59-34 |
| WKU | L, 29-66 |
| Murray State | L, 48-76 |
| Tennessee Tech | L, 34-38 |
| Jacksonville State | L, 45-62 |
| David Lipscomb | W, 31-21 |

1939-40

Overall: 9-12

Coach: E.W. Midgett

| | |
|-----------------------|----------|
| YMHA Peps (Nashville) | W, 35-25 |
| U.S. Royals | W, 38-24 |
| Austin Peay | L, 28-57 |
| WKU | L, 26-60 |
| David Lipscomb | W, 48-21 |
| Chattanooga | L, 29-33 |
| Jacksonville State | W, 55-34 |
| Tennessee Tech | L, 31-39 |
| Memphis State | W, 52-35 |
| Tennessee Tech | W, 47-43 |
| WKU | L, 33-40 |
| Union (TN) | L, 43-46 |

| | |
|----------------|----------|
| Austin Peay | L, 38-52 |
| Union (TN) | L, 32-36 |
| Memphis State | L, 31-41 |
| Cumberland | L, 34-37 |
| Murray State | L, 42-60 |
| WKU | L, 41-76 |
| Cumberland | W, 40-38 |
| Chattanooga | W, 39-36 |
| David Lipscomb | W, 56-33 |

1940-41

Overall: 7-14

Coach: E.W. Midgett

| | |
|-----------------------|----------|
| YMHA Peps (Nashville) | W, 31-30 |
| Jacksonville State | W, 37-31 |
| Murray State | L, 37-64 |
| Chattanooga | L, 21-23 |
| Austin Peay | L, 26-40 |
| David Lipscomb | L, 55-56 |
| Memphis State | L, 28-37 |
| WKU | L, 33-60 |
| Sewanee | W, 36-29 |
| Delta State | L, 35-57 |
| Murray State | L, 22-51 |
| Austin Peay | L, 44-75 |
| Union (TN) | L, 52-56 |
| Delta State | L, 36-62 |
| Memphis State | L, 36-52 |
| Sewanee | W, 35-32 |
| Carson-Newman | W, 47-19 |
| Chattanooga | W, 40-22 |
| WKU | L, 38-59 |
| David Lipscomb | W, 45-38 |
| Union (TN) | L, 41-45 |

1941-42

Overall: 9-9

Coach: E.W. Midgett

| | |
|-----------------------|----------|
| 191st Field Artillery | W, 54-24 |
| Jacksonville State | W, 35-20 |
| Murray State | L, 33-40 |
| Austin Peay | W, 40-38 |
| Chattanooga | W, 35-31 |
| Memphis State | L, 29-70 |
| David Lipscomb | L, 20-29 |
| Austin Peay | L, 43-44 |
| Sewanee | W, 52-31 |
| Delta State | L, 30-34 |
| Union (TN) | L, 36-51 |
| Murray State | L, 28-52 |
| Memphis State | W, 36-25 |
| Sewanee | W, 53-24 |
| Union (TN) | L, 33-43 |
| Chattanooga | W, 38-18 |
| David Lipscomb | W, 53-42 |
| Delta State | L, 33-51 |

1942-45

NO TEAMS - WORLD WAR II



- YEAR-BY-YEAR RESULTS -

1945-46 (Incomplete)

| | |
|------------------------|------|
| Overall: 4-2 | |
| Coach: O.L. Freeman | |
| Austin Peay | Won |
| Austin Peay | Won |
| David Lipscomb | Won |
| Woodbury (Independent) | Won |
| Chattanooga | Lost |
| Chattanooga | Lost |

1946-47

| | |
|---------------------|----------|
| Overall: 14-8 | |
| Coach: E.K. Patty | |
| Bethel | W, 41-39 |
| Sewanee | W, 32-31 |
| Bethel | W, 55-29 |
| N.A.T.T.C | W, 45-30 |
| Memphis State | L, 38-46 |
| Austin Peay | L, 25-45 |
| Spring Hill | L, 22-30 |
| Smyrna Bombers (AF) | W, 33-21 |
| Austin Peay | W, 38-31 |
| Martin College | W, 47-34 |
| Tennessee Tech | L, 34-53 |
| Cumberland | W, 65-41 |
| Memphis State | L, 37-47 |
| David Lipscomb | W, 56-51 |
| Cumberland | W, 52-39 |
| Martin College | W, 51-44 |
| Tennessee Tech | L, 40-52 |
| David Lipscomb | L, 38-46 |
| Sewanee | W, 37-34 |
| Cumberland+ | W, 56-22 |
| Austin Peay+ | L, 46-64 |
| David Lipscomb+ | W, 49-38 |
| + - TIAC Tournament | |

1947-48

| | |
|--------------------|----------|
| Overall: 10-12 | |
| Coach: E.K. Patty | |
| Memphis State | L, 45-53 |
| Mississippi | L, 36-65 |
| Arkansas State | L, 33-48 |
| Sewanee | W, 47-31 |
| Lincoln Memorial | W, 46-44 |
| Cumberland | W, 45-30 |
| Austin Peay | L, 37-42 |
| Peerless Mills | L, 39-51 |
| Tennessee Tech | L, 38-47 |
| Florence State | W, 57-41 |
| Austin Peay | W, 52-43 |
| David Lipscomb | W, 66-53 |
| Martin College | W, 42-31 |
| Tennessee Tech | L, 56-66 |
| Helps Selfy (Ind.) | L, 53-59 |
| Martin College | W, 58-45 |
| Sewanee | W, 56-38 |
| David Lipscomb | L, 36-43 |
| Memphis State | L, 46-52 |

| | |
|---------------------|----------|
| David Lipscomb+ | L, 42-58 |
| Cumberland+ | W, 65-49 |
| Milligan+ | L, 53-54 |
| + - VSAC Tournament | |

1948-49

| | |
|-----------------------|----------|
| Overall: 11-12 | |
| Coach: Charles Murphy | |
| Murray State | L, 50-68 |
| Murray State | L, 38-43 |
| Cumberland | W, 86-55 |
| David Lipscomb | L, 50-56 |
| Milligan | L, 67-90 |
| Lincoln Memorial | L, 57-61 |
| Cumberland | W, 47-38 |
| Austin Peay | W, 48-41 |
| Union (TN) | L, 46-56 |
| Tennessee Tech | L, 54-75 |
| David Lipscomb | W, 48-34 |
| Union (TN) | L, 52-57 |
| Bethel | W, 64-40 |
| Peerless Mills | L, 57-67 |
| Tennessee Tech | W, 69-46 |
| Milligan | W, 70-62 |
| Athens College | W, 55-45 |
| Austin Peay | L, 51-58 |
| Memphis State | W, 68-56 |
| Arkansas State | W, 80-37 |
| Lincoln Memorial+ | L, 52-59 |
| Cumberland+ | W, 68-66 |
| David Lipscomb+ | L, 55-59 |
| + - VSAC Tournament | |

1949-50 (Incomplete)

| | |
|-------------------------|-----------|
| Overall: 14-13 | |
| Coach: Charles N. Greer | |
| Sewanee | L, 41-54 |
| Millington Naval Base | W, 40-36 |
| Memphis State | L, 50-64 |
| Milligan | W, 72-58 |
| David Lipscomb | L, 41-46 |
| Florence State | L, 67-70 |
| Tennessee Tech | L, 45-56 |
| ETSU | W, 63-57 |
| Union (TN) | W, 46-43 |
| David Lipscomb | W, 44-40 |
| Murray State | L, 37-79 |
| Lincoln Memorial | W, 52-43 |
| Chattanooga | L, 57-61 |
| Smyrna Air Base | W, 84-59 |
| Cumberland | W, 77-30 |
| Cumberland | W, 61-25 |
| Birmingham Southern | W, 56-52 |
| Murray State | L, 59-100 |
| Chattanooga | W, 51-40 |
| Florence State | L, 45-68 |
| Union (TN) | L, 60-70 |
| Tennessee Tech | W, 54-53 |
| Birmingham Southern | L, 51-57 |

| | |
|------------------|----------|
| Vanderbilt | L, 39-74 |
| Lincoln Memorial | L, 59-61 |
| Milligan | W, 75-73 |
| David Lipscomb | W, 61-55 |

1950-51

| | |
|-------------------------|-----------|
| Overall: 8-14 | |
| Coach: Charles N. Greer | |
| Vanderbilt | L, 45-58 |
| Florence State | L, 64-80 |
| Austin Peay | L, 65-76 |
| Cumberland | W, 48-44 |
| Sewanee | W, 49-34 |
| David Lipscomb | L, 50-73 |
| Tennessee Tech | L, 37-51 |
| Union (TN) | L, 48-60 |
| Chattanooga | L, 51-60 |
| David Lipscomb | L, 38-88 |
| Sewanee | W, 56-52 |
| Lincoln Memorial | W, 57-53 |
| Tennessee Tech | L, 35-59 |
| Austin Peay | L, 58-71 |
| Cumberland | W, 82-51 |
| Chattanooga | W, 64-62 |
| Union (TN) | L, 63-81 |
| Birmingham Southern | L, 62-67 |
| Florence State | W, 69-68 |
| Lincoln Memorial+ | L, 57-61 |
| Milligan+ | W, 106-93 |
| ETSU+ | L, 62-72 |
| + - VSAC Tournament | |

1951-52

| | |
|-------------------------|----------|
| Overall: 19-12 | |
| Coach: Charles N. Greer | |
| Sewart Air Base | W, 62-36 |
| Sewanee | W, 54-51 |
| Bethel | W, 61-42 |
| Vanderbilt | L, 49-80 |
| Lincoln Memorial | W, 51-48 |
| Milligan | W, 88-56 |
| ETSU | L, 65-70 |
| Austin Peay | L, 49-59 |
| Bethel | L, 48-65 |
| David Lipscomb | W, 57-44 |
| Birmingham Southern | W, 54-52 |
| Union (TN) | L, 59-72 |
| Sewanee | W, 53-42 |
| Lincoln Memorial | W, 55-53 |
| Tennessee Tech | W, 57-56 |
| Chattanooga | W, 62-60 |
| Austin Peay | W, 62-44 |
| David Lipscomb | L, 53-65 |
| Memphis State | L, 57-92 |
| Milligan | W, 89-50 |
| Birmingham Southern | W, 73-57 |
| ETSU | W, 66-64 |
| Tennessee Tech | L, 54-66 |
| Chattanooga | W, 68-44 |





- YEAR-BY-YEAR RESULTS -

| | |
|-------------------------------|----------|
| Union (TN) | L, 50-59 |
| Memphis State | L, 46-61 |
| Lincoln Memorial+ | W, 87-65 |
| Union (TN)+ | L, 56-80 |
| Austin Peay+ | W, 63-46 |
| ETSU+ | W, 52-46 |
| Memphis State# | L, 39-52 |
| + - VSAC Tournament | |
| # - Sectional NAIB Tournament | |

1952-53

Overall: 7-16 • OVC: 0-10
Coach: Charles N. Greer

| | |
|-------------------|-----------|
| WKU* | L, 57-87 |
| Eastern Kentucky* | L, 67-73 |
| Sewanee | L, 60-70 |
| Murray State* | L, 67-78 |
| David Lipscomb | L, 60-61 |
| Morehead State* | L, 74-94 |
| Eastern Kentucky* | L, 63-101 |
| Memphis State | W, 77-62 |
| Austin Peay | W, 77-73 |
| Murray State* | L, 73-78 |
| Morehead State* | L, 83-88 |
| Union (TN) | L, 74-91 |
| Tennessee Tech* | L, 62-85 |
| Austin Peay | W, 92-59 |
| David Lipscomb | W, 69-57 |
| Chattanooga | L, 71-93 |
| Union (TN) | W, 62-59 |
| Sewanee | W, 85-73 |
| Chattanooga | W, 79-70 |
| Tennessee Tech* | L, 67-77 |
| WKU* | L, 57-95 |
| David Lipscomb+ | L, 75-85 |
| Murray State# | L, 70-79 |

* - Ohio Valley Conference Game
+ - VSAC Tournament
- OVC Tournament (Louisville, Ky.)

1953-54

Overall: 11-17 • OVC: 1-9
Coach: Charles N. Greer

| | |
|-------------------|-----------|
| Morehead State* | L, 80-93 |
| Eastern Kentucky* | W, 60-59 |
| Belmont | W, 74-68 |
| Sewanee | W, 100-78 |
| WKU* | L, 80-88 |
| David Lipscomb | W, 83-70 |
| Sewanee | L, 60-67 |
| Vanderbilt | L, 65-86 |
| WKU* | L, 67-98 |
| Memphis State | L, 68-75 |
| Lincoln Memorial | W, 82-55 |
| ETSU | L, 62-82 |
| ETSU | L, 64-73 |
| Memphis State | L, 65-82 |
| Tennessee Tech* | L, 81-92 |
| Lincoln Memorial | W, 85-72 |

| | |
|-------------------|-----------|
| Austin Peay | W, 60-55 |
| Morehead State* | L, 72-83 |
| Eastern Kentucky* | L, 79-83 |
| Murray State* | L, 83-105 |
| Tennessee Tech* | L, 71-78 |
| Murray State* | L, 77-88 |
| Austin Peay | W, 81-70 |
| David Lipscomb+ | W, 73-66 |
| Bethel+ | L, 60-66 |
| Union (TN)+ | W, 86-65 |
| Murray State# | W, 86-84 |
| Eastern Kentucky# | L, 69-95 |

* - Ohio Valley Conference Game
+ - VSAC Tournament
- OVC Tournament (Louisville, Ky.)

1954-55

Overall: 11-16 • OVC: 2-8
Coach: Charles N. Greer

| | |
|------------------------|-----------|
| Memphis State | L, 80-95 |
| David Lipscomb | L, 75-90 |
| ETSU | L, 63-78 |
| Murray State* | L, 80-104 |
| Murray State* | L, 73-104 |
| WKU* | L, 71-83 |
| Austin Peay | W, 79-69 |
| WKU* | W, 84-77 |
| David Lipscomb | W, 79-68 |
| Eastern Kentucky* | L, 84-108 |
| Morehead State* | W, 79-98 |
| ETSU | L, 79-82 |
| Lincoln Memorial | L, 70-77 |
| Memphis State | L, 86-91 |
| Austin Peay | W, 78-65 |
| Morehead State* | L, 96-97 |
| Tennessee Tech* | L, 68-70 |
| Eastern Kentucky* | L, 69-109 |
| Belmont | W, 109-99 |
| Tennessee Tech* | W, 78-77 |
| Lincoln Memorial+ | W, 92-91 |
| Belmont+ | W, 77-69 |
| Bethel+ | W, 106-87 |
| Morehead State# | L, 68-123 |
| Bethel! | W, 93-84 |
| Lincoln Memorial! | W, 85-79 |
| Southeastern Oklahoma! | L, 67-120 |

* - Ohio Valley Conference Game
+ - VSAC Tournament
- OVC Tournament (Louisville, Ky.)
! - NAIA Playoffs

1955-56

Overall: 6-15 • OVC: 0-10
Coach: Charles N. Greer

| | |
|-------------------|----------|
| Belmont | W, 83-51 |
| Eastern Kentucky* | L, 69-82 |
| Morehead State* | L, 78-95 |
| David Lipscomb | W, 88-66 |
| Murray State* | L, 66-86 |

| | |
|-------------------|---------------|
| Eastern Kentucky* | L, 75-88 |
| Morehead State* | L, 70-93 |
| Austin Peay | L, 81-85 (OT) |
| Murray State* | L, 82-104 |
| Belmont | W, 99-94 |
| Tennessee Tech* | L, 65-71 |
| Austin Peay | L, 65-96 |
| WKU* | L, 78-86 |
| David Lipscomb | L, 75-76 (OT) |
| Tennessee Tech* | L, 68-73 |
| ETSU | L, 73-84 |
| WKU* | L, 85-100 |
| David Lipscomb# | W, 75-69 |
| Austin Peay# | W, 72-63 |
| ETSU# | W, 80-57 |
| Belmont+ | L, 88-92 |

* - Ohio Valley Conference Game
- Capitol City Tournament
+ - VSAC Tournament

1956-57

Overall: 12-13 • OVC: 2-8
Home: 5-6 • Away: 4-7 • Neutral: 3-0
Coach: Ed Diddle Jr.

| | |
|--------------------------|---------------|
| D4 West Texas State | W, 96-78 |
| D8 at Morehead State* | L, 72-95 |
| D10 Belmont | L, 56-66 |
| J2 Murray State* | L, 68-98 |
| J5 at Kentucky Wesleyan | L, 58-65 |
| J7 Eastern Kentucky* | L, 62-63 |
| J9 Milligan | W, 84-63 |
| J12 at Tennessee Tech* | W, 85-80 (OT) |
| J14 Austin Peay | L, 60-65 |
| J19 at Belmont | L, 69-78 |
| J21 ETSU | W, 61-55 |
| J28 Morehead State* | L, 61-70 |
| J30 WKU* | L, 72-79 |
| F2 at David Lipscomb | W, 75-73 (OT) |
| F4 Tennessee Tech* | W, 84-77 |
| F8 at Milligan | W, 91-83 |
| F9 at ETSU | W, 79-61 |
| F13 at Murray State* | L, 80-86 |
| F14 David Lipscomb | W, 75-43 |
| F16 at Austin Peay | L, 76-88 |
| F18 at Eastern Kentucky* | L, 104-109 |
| F20 at WKU* | L, 82-86 |
| F21 Union (TN)+ | W, 85-65 |
| F22 Austin Peay+ | W, 68-65 |
| F23 East Tennessee+ | W, 83-74 |

* - Ohio Valley Conference Game
+ - VSAC Tournament

1957-58

Overall: 11-10 • OVC: 4-6
Home: 7-4 • Away: 4-6 • Neutral: 0-0
Coach: Ed Diddle Jr.

| | |
|-------------------------|---------------|
| D9 Kentucky Wesleyan | L, 69-79 |
| D13 at Austin Peay | W, 78-74 (OT) |
| D16 at West Texas State | W, 88-85 |



- YEAR-BY-YEAR RESULTS -

| | | |
|-----|----------------------|---------------|
| D18 | at New Mexico A&M | L, 71-82 |
| D20 | at Midwestern Univ. | L, 65-84 |
| J4 | Morehead State* | W, 71-68 |
| J7 | David Lipscomb | W, 68-61 |
| J10 | Birmingham Southern | W, 63-54 |
| J13 | Tennessee Tech* | L, 65-76 |
| J15 | at Murray State* | W, 80-72 |
| J20 | Eastern Kentucky* | W, 77-76 |
| J23 | at WKU* | L, 67-69 |
| J25 | at Morehead State* | L, 79-99 |
| J28 | David Lipscomb | W, 77-65 |
| F1 | ETSU | W, 62-57 |
| F5 | Murray State* | L, 66-71 |
| F10 | at Eastern Kentucky* | L, 67-72 |
| F13 | Austin Peay | L, 78-93 |
| F15 | at Tennessee Tech* | L, 69-73 (OT) |
| F18 | WKU* | W, 81-75 |
| F22 | at ETSU | W, 72-59 |

1958-59

Overall: 9-17 • OVC: 4-8
Home: 5-7 • Away: 4-8 • Neutral: 0-2
Coach: Ed Diddle Jr.

| | | |
|-----|-------------------------|-----------|
| D2 | David Lipscomb | W, 79-52 |
| D8 | Abilene Christian | L, 69-81 |
| D10 | McNeese State | L, 49-50 |
| D11 | Southern Mississippi | W, 68-64 |
| D13 | vs. Kentucky Wesleyan& | L, 70-77 |
| D29 | vs. Ohio University# | L, 66-77 |
| D30 | at Kentucky Wesleyan# | W, 78-72 |
| J5 | at David Lipscomb | L, 82-84 |
| J10 | Austin Peay | W, 95-86 |
| J12 | at Tennessee Tech* | L, 75-98 |
| J15 | at Eastern Kentucky* | L, 66-93 |
| J17 | Morehead State* | L, 81-94 |
| J19 | WKU* | L, 65-89 |
| J23 | at Louisiana | W, 85-79 |
| J24 | at McNeese State | L, 54-74 |
| J26 | at Southern Mississippi | L, 66-80 |
| J31 | Murray State* | W, 78-66 |
| F2 | Eastern Kentucky* | L, 64-80 |
| F5 | at Morehead State* | L, 78-101 |
| F9 | ETSU* | L, 66-68 |
| F12 | at Austin Peay | L, 83-91 |
| F14 | Tennessee Tech* | W, 87-75 |
| F17 | at ETSU* | W, 64-62 |
| F21 | Kentucky Wesleyan | L, 73-84 |
| F24 | at Murray State* | W, 84-82 |
| F28 | at WKU* | L, 85-110 |

& - at Prestonsburg, Ky.

- All-American City Tournament (Owensboro, Ky.)

* - Ohio Valley Conference Game

1959-60

Overall: 9-14 • OVC: 2-10
Home: 6-5 • Away: 2-8 • Neutral: 1-1
Coach: Ed Diddle Jr.

| | | |
|-----|------------------------|------------|
| D1 | David Lipscomb | W, 109-73 |
| D5 | Louisiana | W, 81-72 |
| D8 | Northwest Louisiana | W, 67-64 |
| D12 | at Louisiana Tech | L, 63-81 |
| D14 | at Centenary | W, 67-65 |
| D18 | vs. Southern Illinois# | L, 69-78 |
| D19 | vs. VMI# | W, 78-72 |
| J5 | at Murray State* | L, 70-80 |
| J9 | ETSU* | W, 80-76 |
| J11 | Austin Peay | W, 71-60 |
| J14 | Eastern Kentucky* | L, 69-88 |
| J16 | at Morehead State* | L, 82-83 |
| J23 | at David Lipscomb | W, 96-78 |
| J26 | at Tennessee Tech* | L, 69-76 |
| J30 | at Eastern Kentucky* | L, 77-100 |
| F1 | Morehead State* | W, 89-82 |
| F6 | WKU* | L, 89-109 |
| F10 | Murray State* | L, 65-78 |
| F13 | Tennessee Tech* | L, 64-70 |
| F15 | at Austin Peay | L, 78-88 |
| F18 | Kentucky Wesleyan | L, 82-92 |
| F22 | at ETSU* | L, 106-123 |
| F27 | at WKU* | L, 80-109 |

- All-American City Tournament (Owensboro, Ky.)

* - Ohio Valley Conference Game

1960-61

Overall: 9-14 • OVC: 4-8
Home: 6-5 • Away: 2-8 • Neutral: 1-1
Coach: Ed Diddle Jr.

| | | |
|-----|--------------------------|---------------|
| D1 | WKU* | L, 67-70 |
| D5 | Nicholls State | W, 66-54 |
| D8 | Stetson | W, 69-56 |
| D9 | Southwestern Louisiana | L, 64-66 |
| D12 | at Morehead State* | L, 75-85 |
| D15 | Austin Peay | W, 83-79 (OT) |
| D28 | vs. Northwest Louisiana# | W, 81-74 |
| D29 | vs. Ole Miss# | L, 62-64 |
| D30 | at Centenary# | L, 67-76 (OT) |
| J4 | Murray State* | L, 58-97 |
| J7 | at ETSU* | W, 100-90 |
| J12 | at David Lipscomb | L, 66-68 (OT) |
| J14 | at Eastern Kentucky* | L, 63-90 |
| J23 | at Austin Peay | L, 81-89 |
| J26 | Eastern Kentucky* | L, 57-67 |
| J28 | Morehead State* | L, 66-80 |
| F8 | at Murray State* | L, 74-77 |
| F11 | Tennessee Tech* | W, 88-78 |
| F15 | at Memphis State | L, 61-81 |
| F18 | David Lipscomb | W, 94-74 |
| F20 | ETSU* | W, 83-73 |
| F22 | at Tennessee Tech* | W, 75-68 |
| F25 | at WKU* | L, 73-84 |

- Gulf South Classic (Shreveport, La.)

* - Ohio Valley Conference Game

1961-62

Overall: 6-12 • OVC: 2-10
Home: 5-6 • Away: 1-6 • Neutral: 0-0
Coach: Ed Diddle Jr.

| | | |
|-----|----------------------|---------------|
| D1 | Stetson | W, 77-76 (OT) |
| D7 | San Fernando Valley | W, 59-54 |
| D14 | Jacksonville (Fla.) | L, 76-78 |
| J3 | at Murray State* | L, 61-83 |
| J6 | ETSU* | W, 58-55 (OT) |
| J8 | at Austin Peay | L, 77-81 |
| J13 | Austin Peay | W, 75-68 |
| J20 | at WKU* | L, 69-89 |
| J23 | at Tennessee Tech* | L, 58-61 |
| J27 | Morehead State* | L, 67-70 |
| J29 | Eastern Kentucky* | L, 56-64 |
| J29 | Centenary | W, 64-63 |
| F3 | Murray State* | L, 68-69 |
| F7 | at Morehead State* | W, 72-69 |
| F10 | WKU* | L, 81-87 |
| F13 | at ETSU* | L, 70-78 |
| F19 | Tennessee Tech* | L, 63-64 (OT) |
| F21 | at Eastern Kentucky* | L, 69-113 |

* - Ohio Valley Conference Game

1962-63

Overall: 9-15 • OVC: 4-8
Home: 5-6 • Away: 2-9 • Neutral: 2-0
Coach: Bill Stokes

| | | |
|-----|----------------------|---------------|
| D3 | at Florence State | W, 86-77 (OT) |
| D6 | Austin Peay | L, 66-69 |
| D8 | at Morehead State* | L, 59-103 |
| D10 | WKU* | W, 86-82 |
| D14 | vs. Rollins College+ | W, 79-61 |
| D15 | vs. Presbyterian+ | W, 82-80 |
| J2 | Murray State* | W, 86-82 |
| J3 | MacMurray | L, 68-77 |
| J5 | at ETSU* | W, 59-57 |
| J10 | at Austin Peay | L, 60-83 |
| J12 | Florence State | L, 64-67 |
| J14 | Tennessee Tech* | L, 61-81 |
| J19 | Huntingdon | W, 79-74 |
| J25 | ETSU* | L, 57-80 |
| J26 | at Ole Miss | L, 68-77 |
| J29 | at Chattanooga | L, 69-78 |
| F2 | at Eastern Kentucky* | L, 81-116 |
| F6 | at Murray State* | L, 73-109 |
| F12 | at WKU* | L, 71-79 |
| F14 | at Huntingdon | L, 72-87 |
| F16 | Morehead State* | L, 67-79 |
| F18 | at Tennessee Tech* | L, 60-61 |
| F20 | Eastern Kentucky* | W, 78-71 (OT) |
| F25 | Chattanooga | W, 77-66 |

+ - Hatter Invitational (DeLand, Fla.)

* - Ohio Valley Conference Game





- YEAR-BY-YEAR RESULTS -

1963-64

Overall: 11-10 • OVC: 5-9

Home: 9-3 • Away: 2-7 • Neutral: 0-0

Coach: Bill Stokes

| | | |
|-----|----------------------|---------------|
| D2 | Transylvania | W, 74-70 |
| D7 | Morehead State* | L, 91-96 |
| D9 | Florence State | W, 99-87 |
| D14 | at WKU* | L, 54-90 |
| D16 | Austin Peay* | W, 91-69 |
| D19 | Georgia Southern | W, 88-83 |
| J2 | MacMurray | W, 98-84 |
| J7 | at Murray State* | L, 69-98 |
| J11 | ETSU* | W, 59-54 |
| J16 | at Austin Peay* | L, 65-73 |
| J18 | at Chattanooga | L, 71-86 |
| J27 | Tennessee Tech* | L, 57-61 (OT) |
| J30 | at Florence State | W, 98-97 |
| F1 | at Morehead State* | W, 92-85 |
| F3 | Chattanooga | W, 81-73 |
| F5 | at ETSU* | L, 70-88 |
| F10 | Murray State* | L, 79-86 |
| F13 | Eastern Kentucky* | W, 83-73 |
| F18 | WKU* | W, 93-84 |
| F21 | at Eastern Kentucky* | L, 86-97 |
| F24 | at Tennessee Tech* | L, 76-81 |

* - Ohio Valley Conference Game

1964-65

Overall: 6-18 • OVC: 4-10

Home: 4-7 • Away: 2-10 • Neutral: 0-1

Coach: Bill Stokes

| | | |
|-----|----------------------|---------------|
| D3 | at UT-Martin | W, 94-89 (OT) |
| D4 | St. Bernard | L, 95-99 |
| D7 | Florence State | W, 95-77 |
| D12 | at DePaul | L, 68-89 |
| D14 | at Loyola of Chicago | L, 85-117 |
| D17 | Parsons | L, 77-85 |
| D21 | vs. WKU# | L, 65-100 |
| J4 | at Austin Peay* | W, 82-77 |
| J9 | at Morehead State* | L, 73-96 |
| J11 | at Eastern Kentucky* | L, 69-99 |
| J14 | Chattanooga* | L, 68-91 |
| J16 | Tennessee Tech* | L, 100-109 |
| J23 | Austin Peay* | W, 125-95 |
| J25 | ETSU* | W, 100-99 |
| J30 | at WKU* | L, 84-134 |
| F2 | Murray State* | L, 76-90 |
| F6 | Eastern Kentucky* | L, 83-95 |
| F8 | Morehead State* | W, 87-82 |
| F10 | at Florence State | L, 81-87 |
| F15 | at Tennessee Tech* | L, 79-87 |
| F18 | WKU* | L, 83-94 |
| F20 | at Chattanooga | L, 77-101 |
| F24 | at Murray State* | L, 89-91 (OT) |
| M1 | at ETSU* | L, 74-106 |

* - Ohio Valley Conference Game

- OVC Tournament (Louisville, Ky.)

1965-66

Overall: 7-17 • OVC: 3-11

Home: 5-7 • Away: 2-9 • Neutral: 0-1

Coach: Ken Trickey

| | | |
|-----|----------------------|------------|
| D2 | UT-Martin | W, 59-57 |
| D4 | at Florence State | W, 88-73 |
| D6 | Transylvania | W, 82-77 |
| D9 | Union (TN) | L, 72-79 |
| D11 | at Dayton | L, 63-90 |
| D14 | Chattanooga | L, 71-74 |
| D20 | vs. Murray State# | L, 65-86 |
| J4 | Murray State* | L, 73-89 |
| J8 | Morehead State* | L, 64-78 |
| J10 | Eastern Kentucky* | L, 80-98 |
| J15 | Tennessee Tech* | L, 73-91 |
| J22 | at ETSU* | W, 74-72 |
| J27 | Florence State | W, 86-78 |
| J31 | WKU* | L, 56-93 |
| F5 | Austin Peay* | W, 86-85 |
| F7 | at Chattanooga | L, 100-101 |
| F9 | at Murray State* | L, 81-107 |
| F12 | at Eastern Kentucky* | L, 66-70 |
| F14 | at Morehead State* | L, 76-94 |
| F17 | at Belmont | L, 80-99 |
| F19 | ETSU* | W, 102-96 |
| F21 | at Tennessee Tech* | L, 77-108 |
| F26 | at Austin Peay* | L, 91-97 |
| F28 | at WKU* | L, 47-81 |

* - Ohio Valley Conference Game

- OVC Tournament (Louisville, Ky.)

1966-67

Overall: 10-15 • OVC: 4-10

Home: 5-6 • Away: 4-8 • Neutral: 1-1

Coach: Ken Trickey

| | | |
|-----|----------------------|-----------------|
| D1 | UT-Martin | W, 108-94 |
| D3 | Florence State | W, 111-79 |
| D10 | at UT-Martin | L, 78-94 |
| D12 | Chattanooga | L, 105-107 (OT) |
| D15 | at Union (TN) | W, 66-56 |
| D19 | vs. Austin Peay# | W, 71-70 |
| D20 | vs. ETSU# | L, 72-86 |
| J5 | Belmont | W, 81-58 |
| J7 | at ETSU* | W, 45-43 |
| J9 | at Tennessee Tech* | L, 71-82 |
| J14 | Morehead State* | L, 67-91 |
| J16 | Eastern Kentucky* | W, 78-74 |
| J18 | Murray State* | L, 93-96 (OT) |
| J21 | at Florence State | W, 78-73 |
| J28 | Austin Peay* | L, 66-82 |
| J30 | at Murray State* | L, 75-91 |
| F4 | WKU* | L, 62-95 |
| F6 | at Chattanooga | L, 87-106 |
| F11 | Tennessee Tech* | W, 83-72 |
| F13 | ETSU* | L, 68-69 |
| F18 | at Eastern Kentucky* | L, 73-93 |
| F20 | at Morehead State* | L, 62-87 |
| F22 | at Transylvania | L, 64-74 |
| F25 | at Austin Peay* | W, 78-72 |

M4 at WKU*

L, 46-55

* - Ohio Valley Conference Game

- OVC Tournament (Louisville, Ky.)

1967-68

Overall: 15-9 • OVC: 7-7

Home: 10-2 • Away: 5-6 • Neutral: 0-1

Coach: Ken Trickey

| | | |
|-----|----------------------|---------------|
| D1 | vs. WKU# | L, 76-91 |
| D9 | at UT Martin | W, 88-69 |
| D12 | Bellarmine | W, 87-72 |
| D14 | at Chattanooga | W, 88-66 |
| D16 | at Belmont | W, 77-68 |
| D30 | at Oglethorpe | W, 77-75 (OT) |
| J4 | at Murray State* | L, 74-77 |
| J6 | ETSU* | W, 72-63 |
| J8 | Tennessee Tech* | W, 76-62 |
| J13 | at Morehead State* | L, 69-84 |
| J15 | at Eastern Kentucky* | L, 76-98 |
| J27 | at Austin Peay* | W, 97-92 |
| J29 | Murray State* | L, 72-91 |
| F1 | UT-Martin | W, 100-83 |
| F3 | WKU* | W, 84-83 |
| F6 | Oglethorpe | L, 81-91 |
| F8 | Chattanooga | W, 78-70 |
| F10 | at Tennessee Tech* | L, 65-67 |
| F12 | at ETSU* | L, 74-100 |
| F17 | Eastern Kentucky* | W, 83-81 |
| F19 | Morehead State* | W, 92-88 |
| F21 | Transylvania | W, 92-73 |
| F24 | Austin Peay* | W, 96-78 |
| M2 | at WKU* | L, 71-94 |

* - Ohio Valley Conference Game

- OVC Tournament (Nashville, Tenn.)

1968-69

Overall: 13-13 • OVC: 4-10

Home: 9-4 • Away: 4-9 • Neutral: 0-0

Coach: Ken Trickey

| | | |
|-----|--------------------|----------------|
| N20 | Tennessee Wesleyan | W, 92-67 |
| D2 | Oral Roberts | W, 115-98 |
| D5 | Bethel | W, 101-83 |
| D7 | at UT-Martin | W, 103-89 |
| D9 | at Bellarmine | L, 79-80 |
| D14 | Belmont | W, 87-52 |
| D18 | Carson-Newman | W, 78-70 |
| D21 | at Pan-American | L, 71-78 |
| J2 | Athens College | W, 111-86 |
| J4 | at Tennessee Tech* | L, 58-67 |
| J6 | at ETSU* | L, 84-91 |
| J11 | Morehead State* | W, 93-88 (OT) |
| J13 | Eastern Kentucky* | L, 89-90 (2OT) |
| J18 | at Murray State* | L, 68-70 |
| J23 | at Tenn. Wesleyan | W, 79-69 |
| J25 | Austin Peay* | W, 97-79 |
| F1 | at WKU* | L, 79-85 |
| F5 | Murray State* | L, 71-74 |
| F8 | WKU* | L, 81-84 |
| F10 | at Morehead State* | L, 74-106 |



- YEAR-BY-YEAR RESULTS -

| | | |
|-----|----------------------|----------|
| F15 | Tennessee Tech* | L, 70-74 |
| F17 | ETSU* | W, 82-78 |
| F22 | at Eastern Kentucky* | L, 89-93 |
| F24 | at Transylvania | L, 64-78 |
| F27 | at Chattanooga | W, 96-83 |
| M1 | at Austin Peay* | W, 89-83 |

* - Ohio Valley Conference Game

1969-70

Overall: 15-11 • OVC: 6-8
Home: 9-6 • Away: 6-5 • Neutral: 0-0
Coach: Jimmy Earle

| | | |
|-----|----------------------|----------|
| D4 | Bethel | L, 64-66 |
| D6 | Tennessee Wesleyan | W, 56-52 |
| D8 | at Belmont | W, 89-71 |
| D13 | Bellarmine | L, 75-79 |
| D15 | Appalachian State | W, 53-50 |
| D17 | at Carson-Newman | L, 72-78 |
| D30 | UT-Martin | W, 83-78 |
| J3 | ETSU* | L, 51-54 |
| J5 | Tennessee Tech* | L, 51-57 |
| J10 | at Morehead State* | L, 67-88 |
| J12 | at Eastern Kentucky* | L, 78-88 |
| J15 | Chattanooga | W, 79-68 |
| J22 | at Tenn. Wesleyan | W, 81-56 |
| J24 | Austin Peay* | W, 96-87 |
| J26 | at St. Francis (PA) | W, 80-73 |
| J28 | Pan-American | W, 87-61 |
| J31 | WKU* | L, 74-83 |
| F5 | Athens College | W, 89-74 |
| F7 | at WKU* | L, 60-72 |
| F9 | Morehead State* | W, 80-64 |
| F11 | at Murray State* | L, 65-88 |
| F14 | at Tennessee Tech* | W, 90-72 |
| F16 | at ETSU* | W, 66-64 |
| F21 | Eastern Kentucky* | W, 74-68 |
| F23 | Murray State* | L, 72-83 |
| F28 | at Austin Peay* | W, 85-69 |

* - Ohio Valley Conference Game

1970-71

Overall: 11-15 • OVC: 3-11
Home: 7-5 • Away: 4-10 • Neutral: 0-0
Coach: Jimmy Earle

| | | |
|-----|----------------------|----------|
| D2 | Tusculum College | W, 91-58 |
| D5 | Troy State | W, 77-58 |
| D10 | Shorter College | W, 88-62 |
| J2 | at Tennessee Tech* | L, 58-74 |
| J4 | at ETSU* | L, 72-80 |
| J9 | Morehead State* | W, 71-69 |
| J11 | Eastern Kentucky* | L, 64-88 |
| J14 | at Tenn. Wesleyan | W, 69-63 |
| J23 | at Austin Peay* | L, 70-71 |
| J25 | at Georgia State | W, 72-61 |
| J28 | Chattanooga | L, 68-70 |
| J30 | at WKU* | L, 66-80 |
| F1 | at Appalachian State | L, 63-74 |
| F3 | at Bellarmine | W, 79-75 |
| F6 | WKU* | L, 73-87 |

| | | |
|-----|----------------------|----------|
| F8 | Murray State* | L, 47-51 |
| F10 | at Pan-American | L, 75-76 |
| F13 | ETSU* | W, 72-71 |
| F15 | Tennessee Tech* | W, 69-60 |
| F18 | at Chattanooga | L, 82-86 |
| F20 | at Eastern Kentucky* | L, 60-65 |
| F22 | at Morehead State* | L, 55-70 |
| F25 | UT-Martin | W, 66-59 |
| F27 | Austin Peay* | L, 75-81 |
| M1 | at Murray State* | L, 69-92 |
| M4 | at UT-Martin | W, 74-72 |

* - Ohio Valley Conference Game

1971-72

Overall: 15-11 • OVC: 5-9
Home: 10-5 • Away: 4-6 • Neutral: 0-0
Coach: Jimmy Earle

| | | |
|-----|----------------------|----------|
| D2 | Tennessee Wesleyan | W, 69-53 |
| D4 | at UT-Martin | L, 65-66 |
| D6 | Belmont | W, 88-70 |
| D14 | at MacMurray | W, 77-74 |
| D18 | at Florence State | W, 90-72 |
| J8 | Birmingham Southern | W, 82-59 |
| J10 | Pan-American | L, 64-72 |
| J15 | ETSU* | W, 74-68 |
| J17 | Tennessee Tech* | W, 66-55 |
| J20 | UT-Martin | W, 77-57 |
| J22 | at Eastern Kentucky* | L, 53-85 |
| J24 | at Morehead State* | L, 63-64 |
| J27 | Chattanooga | W, 65-63 |
| J29 | Murray State* | L, 64-73 |
| J31 | at Austin Peay* | W, 54-50 |
| F2 | St. Francis (PA) | W, 81-73 |
| F5 | WKU* | W, 78-67 |
| F7 | Georgia State | W, 98-53 |
| F12 | at Tennessee Tech* | L, 58-59 |
| F14 | at ETSU* | W, 64-40 |
| F17 | at Chattanooga | W, 75-57 |
| F19 | Morehead State* | L, 68-71 |
| F21 | Eastern Kentucky* | L, 91-92 |
| F26 | Austin Peay* | L, 74-84 |
| F28 | at Murray State* | L, 46-52 |
| M4 | at WKU* | L, 71-85 |

* - Ohio Valley Conference Game

1972-73

Overall: 12-13 • OVC: 5-9
Home: 8-6 • Away: 4-7 • Neutral: 0-0
Coach: Jimmy Earle

| | | |
|-----|--------------------|-----------|
| D2 | at ULM | W, 73-69 |
| D4 | at Pan-American | W, 78-72 |
| D11 | Vanderbilt | L, 57-69 |
| D13 | UNC-Asheville | W, 87-71 |
| J8 | Bellarmine | W, 74-68 |
| J10 | MacMurray | W, 113-75 |
| J13 | at Tennessee Tech* | L, 70-75 |
| J15 | at ETSU* | W, 71-68 |
| J17 | at Georgia State | L, 62-67 |
| J20 | Morehead State* | L, 63-72 |

| | | |
|-----|----------------------|----------|
| J22 | Eastern Kentucky* | L, 77-80 |
| J27 | at Austin Peay* | L, 73-93 |
| J29 | Murray State* | L, 82-90 |
| J31 | at Chattanooga | W, 81-78 |
| F3 | at WKU* | L, 68-86 |
| F8 | Parsons | W, 85-67 |
| F10 | ETSU* | W, 71-58 |
| F12 | Tennessee Tech* | W, 78-67 |
| F15 | Chattanooga | L, 75-83 |
| F17 | at Eastern Kentucky* | L, 58-74 |
| F19 | at Morehead State* | L, 87-89 |
| F22 | ULM | L, 68-74 |
| F24 | at Murray State* | L, 68-71 |
| F26 | Austin Peay* | W, 87-86 |
| M3 | WKU | W, 92-80 |

* - Ohio Valley Conference Game

1973-74

Overall: 18-8 • OVC: 9-5
Home: 14-1 • Away: 3-6 • Neutral: 1-1
Coach: Jimmy Earle

| | | |
|-----|----------------------|---------------|
| D1 | St. Bernard | W, 108-73 |
| D4 | ULM | L, 85-87 |
| D7 | vs. Tennessee State+ | L, 59-63 |
| D8 | vs. Nebraska+ | W, 76-65 |
| D11 | Va. Commonwealth | W, 102-80 |
| D13 | Cal State-Sonoma | W, 105-76 |
| D20 | at Western Carolina | W, 92-76 |
| D28 | Tennessee State | W, 85-77 |
| J5 | Texas Wesleyan | W, 109-62 |
| J7 | Chattanooga | W, 85-74 |
| J9 | Buffalo State | W, 104-69 |
| J12 | Tennessee Tech* | W, 93-81 |
| J14 | ETSU* | W, 82-63 |
| J19 | at Morehead State* | L, 77-82 |
| J21 | at Eastern Kentucky* | L, 70-73 |
| J26 | Austin Peay* | W, 90-87 (OT) |
| J28 | at Murray State* | W, 74-71 |
| F2 | WKU* | W, 100-89 |
| F4 | at Chattanooga | L, 94-96 |
| F9 | at ETSU* | L, 76-80 |
| F11 | at Tennessee Tech* | W, 69-67 |
| F16 | Eastern Kentucky* | W, 90-68 |
| F18 | Morehead State* | W, 82-81 |
| F23 | Murray State* | W, 90-79 |
| F25 | at Austin Peay* | L, 66-91 |
| M2 | at WKU* | L, 75-85 |

+ - Vanderbilt Invitational (Nashville, Tenn.)

* - Ohio Valley Conference Game

1974-75

Overall: 23-5 • OVC: 12-2
Home: 15-0 • Away: 7-3 • Neutral: 1-2
Coach: Jimmy Earle

| | | |
|-----|---------------------|-----------|
| N29 | vs. Pennsylvania+ | L, 74-101 |
| N30 | vs. Ole Miss+ | W, 79-68 |
| D5 | Wisconsin-Green Bay | W, 73-57 |
| D7 | at ULM | W, 91-81 |
| D9 | Belmont | W, 94-53 |





- YEAR-BY-YEAR RESULTS -

| | | |
|--|----------------------|-----------|
| D19 | Presbyterian | W, 115-64 |
| D28 | at Vanderbilt | L, 68-81 |
| D30 | David Lipscomb | W, 82-50 |
| J4 | VMI | W, 93-89 |
| J7 | at Tennessee State | W, 81-67 |
| J11 | at ETSU* | W, 80-74 |
| J13 | at Tennessee Tech* | W, 67-65 |
| J18 | Eastern Kentucky* | W, 91-70 |
| J20 | Morehead State* | W, 91-87 |
| J25 | at Murray State* | W, 84-77 |
| J27 | Austin Peay* | W, 101-70 |
| F1 | at WKU* | W, 102-95 |
| F3 | Tennessee State | W, 82-81 |
| F8 | Tennessee Tech* | W, 102-83 |
| F10 | ETSU* | W, 85-81 |
| F15 | at Morehead State* | L, 85-89 |
| F17 | at Eastern Kentucky* | W, 83-77 |
| F22 | at Austin Peay* | L, 65-70 |
| F24 | Murray State* | W, 99-90 |
| M1 | WKU* | W, 89-86 |
| M7 | Morehead State# | W, 85-68 |
| M8 | Austin Peay# | W, 89-75 |
| M15 | vs. Oregon State! | L, 67-78 |
| + - Clemson Invitational (Clemson, S.C.) | | |
| * - Ohio Valley Conference Game | | |
| # - OVC Tournament (Murfreesboro, Tenn.) | | |
| ! - NCAA Tournament | | |

1975-76

Overall: 16-12 • OVC: 6-8

Home: 12-3 • Away: 3-8 • Neutral: 1-1

Coach: Jimmy Earle

| | | |
|-----|----------------------|----------|
| D1 | Sewanee | W, 88-71 |
| D4 | Morris Harvey | W, 89-67 |
| D8 | at Alabama | L, 62-76 |
| D13 | Rio Grande | W, 89-65 |
| D19 | vs. Clemson+ | L, 46-82 |
| D20 | vs. Army+ | W, 78-71 |
| D23 | Mercer | W, 83-72 |
| D29 | Cal Poly-SLO | W, 69-64 |
| J3 | Athens College | W, 65-63 |
| J7 | Chattanooga | L, 72-83 |
| J9 | Palm Beach Atlantic | W, 93-69 |
| J12 | Western Kentucky* | L, 69-83 |
| J17 | Tennessee Tech* | W, 76-74 |
| J19 | East Tennessee* | W, 79-60 |
| J24 | at Morehead State* | L, 63-74 |
| J26 | at Eastern Kentucky* | L, 57-62 |
| J31 | at Austin Peay* | L, 55-61 |
| F2 | at Murray State* | L, 60-71 |
| F7 | at WKU* | W, 71-65 |
| F9 | Austin Peay* | L, 77-79 |
| F14 | at ETSU* | L, 74-88 |
| F16 | at Tennessee Tech* | L, 89-96 |
| F21 | Eastern Kentucky* | W, 95-75 |
| F23 | Morehead State* | W, 93-67 |
| F25 | at Marshall | W, 99-82 |
| F28 | Murray State* | W, 86-78 |
| M1 | at Tennessee Tech# | W, 84-72 |

| | | |
|--|---------|----------|
| M4 | at WKU# | L, 78-88 |
| + - Volunteer Classic (Knoxville, Tenn.) | | |
| * - Ohio Valley Conference Game | | |
| ^ - OVC Tournament First Round | | |
| # - OVC Tournament (Bowling Green, Ky.) | | |

1976-77

Overall: 20-9 • OVC: 9-5

Home: 11-3 • Away: 8-5 • Neutral: 1-1

Coach: Jimmy Earle

| | | |
|---|----------------------|---------------|
| D1 | Little Rock | W, 85-54 |
| D4 | Athens College | W, 97-72 |
| D9 | Valdosta State | W, 92-75 |
| D11 | at VCU | W, 59-50 |
| D13 | Troy State | W, 88-67 |
| D18 | Chattanooga | L, 73-75 (OT) |
| D21 | at Bellarmine | W, 75-70 |
| D29 | at Vanderbilt | L, 59-62 |
| J3 | at Mercer | W, 59-55 (OT) |
| J5 | Culver-Stockton | W, 79-55 |
| J8 | at ETSU* | W, 52-51 |
| J10 | at Tennessee Tech* | W, 73-68 |
| J15 | Eastern Kentucky* | W, 86-71 |
| J17 | Morehead State* | W, 65-52 |
| J22 | at Murray State* | L, 70-71 |
| J24 | Austin Peay* | L, 62-63 |
| J29 | at WKU* | W, 67-60 |
| J31 | at Chattanooga | L, 90-101 |
| F21 | Marshall | W, 94-87 |
| F5 | Tennessee Tech* | W, 98-91 (OT) |
| F7 | ETSU* | W, 78-67 |
| F12 | at Eastern Kentucky* | W, 71-66 |
| F14 | at Morehead State* | L, 67-74 |
| F19 | at Austin Peay* | L, 61-67 |
| F21 | Murray State* | W, 74-70 |
| F26 | WKU* | L, 74-76 |
| M4 | vs. Morehead State# | W, 92-70 |
| M5 | at Austin Peay# | W, 77-65 |
| M13 | vs. Detroit! | L, 76-93 |
| * - Ohio Valley Conference Game | | |
| # - OVC Tournament (Clarksville, Tenn.) | | |
| ! - NCAA Tournament (Baton Rouge, La.) | | |

1977-78

Overall: 18-8 • OVC: 10-4

Home: 11-2 • Away: 6-4 • Neutral: 1-2

Coach: Jimmy Earle

| | | |
|-----|----------------------|----------|
| N17 | at Oral Roberts | L, 55-58 |
| D1 | Athens College | W, 79-68 |
| D5 | Georgia College | W, 92-54 |
| D9 | Georgia Southwestern | W, 79-58 |
| D12 | at Ole Miss | W, 61-53 |
| D17 | UNC-Asheville | W, 74-62 |
| D19 | at Michigan State | L, 51-72 |
| D28 | vs. Pepperdine+ | L, 61-68 |
| D29 | vs. Bucknell+ | W, 77-65 |
| J2 | Culver-Stockton | W, 81-34 |
| J4 | Urbana College | W, 84-48 |
| J7 | at Morehead State* | W, 92-59 |

| | | |
|---|----------------------|---------------|
| J9 | at Eastern Kentucky* | W, 93-86 |
| J14 | Tennessee Tech* | L, 60-65 |
| J16 | ETSU* | W, 68-61 |
| J21 | Austin Peay* | L, 62-64 |
| J23 | at Murray State* | W, 78-77 |
| J28 | WKU* | W, 98-69 |
| F4 | Eastern Kentucky* | W, 74-73 (OT) |
| F6 | Morehead State* | W, 37-36 |
| F11 | at Tennessee Tech* | W, 57-51 |
| F13 | at ETSU* | W, 62-53 |
| F18 | Murray State* | W, 57-56 |
| F20 | at Austin Peay* | L, 72-80 |
| F25 | at WKU* | L, 78-87 |
| M2 | vs. Austin Peay# | L, 61-66 |
| + - Senior Bowl Tournament (Mobile, Ala.) | | |
| * - Ohio Valley Conference Game | | |
| # - OVC Tournament (Bowling Green, Ky.) | | |

1978-79

Overall: 16-11 • OVC: 7-5

Home: 11-4 • Away: 4-7 • Neutral: 1-0

Coach: Jimmy Earle

| | | |
|-------------------------------------|------------------------|---------------|
| N30 | North Carolina Central | W, 72-55 |
| D2 | Georgia College | W, 74-54 |
| D5 | at Alabama | L, 66-89 |
| D7 | Pikeville College | W, 84-74 |
| D9 | at Mississippi State | L, 50-85 |
| D11 | Tennessee State | L, 64-69 |
| D18 | McNeese State | W, 67-61 |
| D20 | Central Arkansas | W, 87-78 |
| D22 | at UNLV+ | L, 83-95 |
| D23 | vs. UC-Santa Barbara+ | W, 72-65 |
| D30 | David Lipscomb | W, 91-72 |
| J2 | UNC-Asheville | W, 98-61 |
| J6 | Morehead State* | W, 99-97 (OT) |
| J8 | Eastern Kentucky* | L, 77-81 |
| J10 | at Tennessee Tech* | L, 73-83 |
| J14 | at Austin Peay* | W, 74-58 |
| J17 | Murray State* | W, 84-71 |
| J19 | at WKU* | L, 70-72 (OT) |
| F3 | at Eastern Kentucky* | L, 83-84 |
| F5 | at Morehead State* | W, 70-66 |
| F8 | Mercer | L, 61-64 (OT) |
| F10 | Tennessee Tech* | L, 72-76 (OT) |
| F14 | at Mercer | W, 62-61 |
| F17 | at Murray State* | W, 69-67 |
| F19 | Austin Peay* | W, 58-56 (OT) |
| F24 | WKU* | W, 81-76 |
| M2 | at Eastern Kentucky# | L, 81-90 |
| + - Rebel Roundup (Las Vegas, Nev.) | | |
| * - Ohio Valley Conference Game | | |
| # - OVC Tournament (Richmond, Ky.) | | |

1979-80

Overall: 13-13 • OVC: 5-7

Home: 10-3 • Away: 2-10 • Neutral: 1-0

Coach: Stan Simpson

| | | |
|-----|------------------|----------|
| N30 | vs. Saint Louis+ | W, 67-65 |
| D1 | at Clemson+ | L, 61-94 |



HISTORY/RECORDS

- YEAR-BY-YEAR RESULTS -

| | | |
|--------------------------------------|----------------------|----------------|
| D6 | Pikeville College | W, 85-70 |
| D8 | South Alabama | L, 49-55 |
| D10 | at Tennessee State | L, 63-75 |
| D15 | at Mercer | W, 63-62 |
| D18 | Bluefield College | W, 87-39 |
| D20 | Rio Grande College | W, 77-45 |
| D22 | Mercer | W, 81-63 |
| D31 | North Alabama | W, 67-60 |
| J3 | at Centenary | L, 54-58 |
| J5 | at McNeese State | L, 53-65 |
| J10 | Tennessee Tech* | W, 65-62 |
| J12 | Akron | W, 66-55 |
| J17 | Austin Peay* | W, 78-68 |
| J19 | at Murray State* | L, 53-61 |
| J24 | WKU* | L, 68-72 |
| J26 | at Morehead State* | L, 66-68 |
| J31 | Eastern Kentucky* | W, 79-64 |
| F2 | Morehead State* | W, 75-68 |
| F7 | at Tennessee Tech* | W, 77-68 |
| F9 | at Akron | L, 71-78 |
| F14 | Murray State* | L, 62-68 |
| F16 | at Austin Peay* | L, 63-75 |
| F21 | at WKU* | L, 79-81 (30T) |
| F23 | at Eastern Kentucky* | L, 67-79 |
| + - IPTAY Tournament (Clemson, S.C.) | | |

1980-81

Overall: 18-9 • OVC: 9-5
Home: 11-1 • Away: 7-7 • Neutral: 0-1
Coach: Stan Simpson

| | | |
|-----|----------------------|-----------|
| N29 | at Western Carolina | L, 70-77 |
| D1 | Chattanooga | W, 73-67 |
| D3 | at South Alabama | W, 80-79 |
| D8 | at North Alabama | W, 74-73 |
| D18 | Clinch Valley | W, 73-61 |
| D20 | Westmar | W, 104-66 |
| D22 | at Georgia State | W, 74-58 |
| D30 | Tennessee State | W, 69-59 |
| J3 | Morehead State* | W, 64-57 |
| J5 | Eastern Kentucky* | W, 53-42 |
| J8 | at Tennessee Tech* | W, 86-62 |
| J10 | at Akron* | W, 57-50 |
| J15 | at Austin Peay* | W, 62-61 |
| J17 | at Murray State* | L, 70-74 |
| J22 | at WKU* | L, 55-67 |
| J24 | Western Carolina | W, 66-52 |
| J29 | at Morehead State* | L, 60-61 |
| J31 | at Eastern Kentucky* | L, 53-55 |
| F5 | Tennessee Tech* | W, 53-50 |
| F7 | at Akron* | W, 90-64 |
| F9 | at Detroit | L, 60-75 |
| F12 | Murray State* | W, 67-53 |
| F14 | Austin Peay* | L, 77-81 |
| F19 | WKU* | W, 62-54 |
| F21 | at Chattanooga | L, 70-72 |
| F25 | Oral Roberts | W, 85-79 |
| M6 | vs. Murray State# | L, 60-62 |

* - Ohio Valley Conference Game
- OVC Tournament (Bowling Green, Ky.)

1981-82

Overall: 22-8 • OVC: 12-4
Home: 10-3 • Away: 9-3 • Neutral: 3-2
Coach: Stan Simpson

| | | |
|-----|----------------------|---------------|
| N27 | vs. Chattanooga+ | L, 54-62 |
| N28 | vs. Austin Peay+ | W, 54-51 |
| D3 | South Alabama | W, 71-69 (OT) |
| D5 | Tennessee State | L, 55-60 |
| D10 | at Morehead State* | W, 64-59 |
| D12 | at Eastern Kentucky* | W, 69-51 |
| D17 | Georgia State | W, 62-49 |
| D19 | Tennessee Tech* | W, 88-63 |
| D21 | Samford | W, 67-63 (OT) |
| D30 | Detroit | W, 64-62 (OT) |
| J4 | at Xavier | W, 69-48 |
| J7 | Akron* | W, 83-62 |
| J9 | Youngstown State* | W, 73-56 |
| J14 | at WKU* | L, 49-65 |
| J16 | at Tennessee State | W, 70-68 (OT) |
| J21 | Murray State* | L, 58-59 |
| J23 | Austin Peay* | W, 64-52 |
| J27 | at Oral Roberts | L, 73-83 |
| J30 | at Tennessee Tech* | L, 61-75 |
| F4 | at Akron* | W, 65-53 |
| F6 | at Youngstown State* | W, 73-67 |
| F13 | WKU* | L, 64-75 |
| F18 | at Murray State* | W, 70-53 |
| F20 | at Austin Peay* | W, 67-56 |
| F25 | Morehead State* | W, 63-52 |
| F27 | Eastern Kentucky* | W, 62-55 |
| M5 | vs. Murray State# | W, 56-54 (OT) |
| M6 | at WKU# | W, 54-52 |
| M11 | vs. No. 15 Kentucky! | W, 50-44 |
| M13 | vs. Louisville! | L, 56-81 |

+ - Coors Classic (Nashville, Tenn.)
* - Ohio Valley Conference Game
- OVC Tournament (Bowling Green, Ky.)
! - NCAA Tournament (Nashville, Tenn.)

1982-83

Overall: 7-20 • OVC: 3-11
Home: 6-8 • Away: 1-12 • Neutral: 0-0
Coach: Stan Simpson

| | | |
|-----|----------------------|-----------|
| N26 | Tennessee State+ | L, 71-77 |
| N27 | Austin Peay+ | W, 87-82 |
| N29 | at Alabama | L, 58-103 |
| D4 | at South Alabama | L, 91-94 |
| D8 | WKU | W, 65-57 |
| D11 | Trinity | W, 80-55 |
| D17 | at Morehead State* | L, 84-85 |
| D18 | at Eastern Kentucky* | L, 52-57 |
| D22 | at Vanderbilt | L, 53-64 |
| J3 | Xavier | L, 57-58 |
| J8 | Youngstown State* | L, 66-73 |
| J10 | Akron* | L, 58-63 |
| J15 | at Tennessee Tech* | L, 67-82 |
| J18 | at Samford | L, 64-71 |
| J21 | at Murray State* | L, 54-61 |
| J28 | Austin Peay* | W, 81-68 |

| | | |
|-----|----------------------|----------|
| F1 | Georgia State | L, 60-73 |
| F4 | at Akron* | L, 76-89 |
| F5 | at Youngstown State* | L, 72-73 |
| F12 | Tennessee Tech* | W, 71-68 |
| F18 | Murray State* | L, 69-80 |
| F21 | New Orleans | L, 68-70 |
| F23 | at Georgia State | W, 76-69 |
| F26 | at Austin Peay* | L, 60-74 |
| F28 | at New Orleans | L, 67-83 |
| M4 | Morehead State* | L, 65-85 |
| M5 | Eastern Kentucky* | W, 83-70 |

+ - Tennessee Classic (Murfreesboro, Tenn.)
* - Ohio Valley Conference Game

1983-84

Overall: 11-16 • OVC: 4-10
Home: 6-6 • Away: 3-9 • Neutral: 2-1
Coach: Stan Simpson

| | | |
|-----|----------------------|---------------|
| N25 | vs. Georgia+ | L, 67-83 |
| N26 | vs. Georgia State+ | W, 70-58 |
| N30 | at Memphis State | L, 47-74 |
| D3 | at Tennessee State | L, 57-58 |
| D5 | Urbana | W, 69-47 |
| D16 | at Chattanooga% | L, 49-62 |
| D17 | vs. Austin Peay% | W, 71-60 |
| D21 | at Georgia State | W, 66-57 |
| D30 | at WKU | L, 61-92 |
| J2 | Georgia College | W, 82-53 |
| J7 | at Tennessee Tech* | L, 60-70 |
| J12 | at Morehead State* | W, 57-54 |
| J14 | at Eastern Kentucky* | L, 58-63 |
| J17 | Georgia Southern | L, 54-55 |
| J19 | Youngstown State* | L, 57-59 |
| J21 | Akron* | W, 52-50 (OT) |
| J26 | Austin Peay* | L, 58-67 |
| J27 | Murray State* | L, 76-85 |
| F2 | Tennessee State | W, 77-71 |
| F4 | Georgia State | W, 84-61 |
| F9 | at Austin Peay* | L, 57-62 |
| F11 | at Murray State* | L, 63-75 |
| F16 | Morehead State* | L, 73-88 |
| F18 | Eastern Kentucky* | W, 64-61 |
| F23 | at Youngstown State* | L, 64-75 |
| F25 | at Akron* | W, 84-64 |
| M3 | Tennessee Tech* | L, 66-68 |

+ - Wendy's Classic (Bowling Green, Ky.)
% - Coca-Cola Classic (Chattanooga, Tenn.)
* - Ohio Valley Conference Game

1984-85

Overall: 17-14 • OVC: 7-7
Home: 13-3 • Away: 3-10 • Neutral: 1-1
Coach: Bruce Stewart

| | | |
|-----|----------------------|---------------|
| N23 | Georgia College | W, 65-63 (OT) |
| N30 | vs. Tennessee State+ | W, 80-60 |
| D1 | at Chattanooga+ | L, 69-71 |
| D3 | at Vanderbilt | L, 82-94 |
| D5 | at Memphis State | L, 77-90 |
| D8 | Miles College | W, 103-69 |





- YEAR-BY-YEAR RESULTS -

D15 at Clemson L, 75-81
 D19 Urbana W, 87-66
 D23 WKU L, 50-60
 J5 Cumberland W, 79-55
 J7 Tennessee Tech* L, 64-70
 J12 Morehead State* W, 75-63
 J14 Eastern Kentucky* W, 45-43
 J19 at Youngstown State* L, 56-57
 J21 at Akron* L, 64-80
 J26 at Austin Peay* W, 84-68
 J29 at Murray State* L, 59-63
 J30 at Georgia Southern L, 64-72
 F7 Tennessee State W, 60-59
 F9 Austin Peay* W, 61-60
 F11 Murray State* W, 65-59
 F13 at Tennessee State W, 70-65 (OT)
 F16 at Morehead State* W, 83-67
 F18 at Eastern Kentucky* L, 67-69 (OT)
 F21 at Tennessee Tech* L, 70-74
 F23 Youngstown State* L, 76-82
 F25 Akron* W, 71-63
 F28 Murray State# W, 63-60
 M1 Tennessee Tech# W, 54-52
 M2 Youngstown State# W, 66-63
 M14 vs. North Carolina! L, 57-76
 + - Coca-Cola Classic (Chattanooga, Tenn.)
 * - Ohio Valley Conference Game
 # - OVC Tournament (Murfreesboro, Tenn.)
 ! - NCAA Tournament (South Bend, Ind.)

1985-86

Overall: 23-11 • OVC: 10-4
 Home: 14-0 • Away: 5-10 • Neutral: 4-1
 Coach: Bruce Stewart

N22 vs. BYU-Hawaii+ W, 95-81
 N23 vs. Minnesota+ W, 92-79
 N25 vs. West Virginia State+ L, 82-85
 N29 vs. South Carolina% W, 94-77
 N30 at Memphis State% L, 63-73
 D4 at Little Rock L, 70-72
 D7 Belmont W, 100-71
 D9 at WKU L, 74-86
 D11 at Missouri L, 77-81
 D14 Armstrong State W, 71-54
 D21 Transylvania W, 89-57
 J2 Freed-Hardeman W, 118-52
 J6 at Tennessee Tech* W, 79-77 (OT)
 J11 Murray State* W, 81-68
 J13 Austin Peay* W, 61-57
 J15 Alabama State W, 132-101
 J18 at Morehead State* W, 107-73
 J20 at Eastern Kentucky* W, 66-57
 J25 Youngstown State* W, 84-70
 J27 Akron* W, 86-78
 J29 at West Virginia W, 72-70
 F1 at Tennessee State W, 63-62
 F3 Tennessee Tech* W, 83-80
 F8 at Akron* L, 70-72
 F10 at Youngstown State* L, 61-72

F15 at Austin Peay* L, 66-72
 F17 at Murray State* L, 86-93
 F22 Eastern Kentucky* W, 84-74
 F24 Morehead State* W, 80-63
 F26 Tennessee State W, 85-73
 M3 Eastern Kentucky# W, 88-65
 M7 vs. Murray State# W, 85-81
 M8 at Akron# L, 63-68
 M13 at Clemson! L, 81-99
 + - Hawaii Classic (Honolulu, Hawaii)
 % - Mid-South Classic (Memphis, Tenn.)
 * - Ohio Valley Conference Game
 ^ - OVC Tournament First Round
 # - OVC Tournament (Akron, Ohio)
 ! - National Invitational Tournament

1986-87

Overall: 22-7 • OVC: 11-3
 Home: 12-2 • Away: 9-4 • Neutral: 1-1
 Coach: Bruce Stewart

N28 at Armstrong State W, 92-70
 D2 at Old Dominion W, 75-66
 D11 Cumberland W, 106-76
 D15 McNeese State W, 86-80
 D17 Lincoln Memorial W, 116-92
 D20 at Marshall L, 85-87
 D22 Little Rock W, 66-63
 D29 vs. Michigan+ W, 85-83
 D30 at UAB+ L, 91-93 (OT)
 J5 at Tennessee Tech* W, 114-79
 J8 Kennesaw W, 98-70
 J10 at Murray State* W, 64-57
 J12 at Austin Peay* W, 94-88
 J17 Morehead State* W, 81-72
 J19 Eastern Kentucky* W, 89-83
 J24 at Youngstown State* W, 93-88
 J26 at Akron* L, 78-96
 J31 at Tennessee State W, 66-65
 F2 Tennessee Tech* W, 116-65
 F7 Akron* W, 64-62
 F9 Youngstown State* W, 88-79 (OT)
 F11 at Alabama State W, 81-79
 F14 Austin Peay* L, 73-76
 F16 Murray State* W, 90-76
 F21 at Eastern Kentucky* L, 86-89
 F23 at Morehead State* W, 84-74
 F26 Tennessee State W, 72-67
 M6 Austin Peay# L, 83-87
 M12 vs. Notre Dame! L, 71-84
 + - UAB Classic (Birmingham, Ala.)
 * - Ohio Valley Conference Game
 # - OVC Tournament (Murfreesboro, Tenn.)
 ! - NCAA Tournament (Charlotte, N.C.)

1987-88

Overall: 23-11 • OVC: 11-3
 Home: 16-3 • Away: 6-5 • Neutral: 1-3
 Coach: Bruce Stewart

N21 Virginia Tech+ W, 88-85
 N24 vs. Seton Hall+& L, 61-93
 D2 Cumberland W, 127-57
 D5 at McNeese State W, 84-69
 D10 Georgia College W, 79-73
 D12 Chattanooga W, 92-76
 D15 LA Tech L, 63-64
 D18 vs. UNC-Charlotte% L, 63-78
 D19 vs. Miami (OH)% W, 81-72
 D22 Marshall W, 91-80
 J2 Kennesaw W, 103-71
 J7 at LA Tech L, 67-72
 J11 Akron W, 82-78
 J13 Tennessee Tech* W, 69-67 (OT)
 J16 at Youngstown State* W, 78-61
 J18 at Akron* L, 72-76
 J23 Murray State* L, 67-79
 J25 Austin Peay* W, 74-67
 J30 at Morehead State* W, 100-85
 F1 at Eastern Kentucky* L, 70-88
 F5 at Tennessee State* W, 98-83
 F8 at Arkansas State L, 71-79
 F12 Eastern Kentucky* W, 87-75
 F15 Morehead State* W, 109-95
 F20 Tennessee State* W, 92-87
 F22 Youngstown State* W, 78-58
 F27 at Austin Peay* W, 73-70
 F29 at Murray State* L, 66-82
 M3 at Tennessee Tech* W, 92-89 (2OT)
 M7 Youngstown State^ W, 81-76
 M11 vs. Austin Peay# L, 82-94
 M18 Tennessee! W, 85-80
 M22 Georgia! W, 69-59
 M26 Boston College! L, 69-78

+ - Big Apple Preseason NIT
 & - at Rutgers (New Brunswick, N.J.)
 % - UK Involuntal Tournament (Lexington, Ky.)
 * - Ohio Valley Conference Game
 ^ - OVC Tournament First Round
 # - OVC Tournament (Murray, Ky.)
 ! - National Invitational Tournament

1988-89

Overall: 23-8 • OVC: 10-2
 Home: 13-0 • Away: 5-6 • Neutral: 5-2
 Coach: Bruce Stewart

N28 Kennesaw W, 93-56
 D3 at Wright State L, 71-88
 D5 at Akron L, 65-81
 D8 Tennessee Wesleyan W, 143-68
 D10 Alabama State W, 111-83
 D17 at Chattanooga W, 88-87
 D20 LA Tech W, 91-87
 D22 Arkansas State W, 93-92 (2OT)
 D27 vs. Clemson+ L, 77-81



HISTORY/RECORDS

- YEAR-BY-YEAR RESULTS -

| | |
|--|-----------------|
| D29 vs. Chicago State+ | W, 85-71 |
| D30 vs. Colorado+ | W, 107-105 (OT) |
| J4 at Alabama State | L, 96-102 |
| J7 Akron | W, 99-94 |
| J9 Tennessee State* | W, 89-60 |
| J12 at LA Tech | L, 71-72 |
| J16 at Tennessee Tech* | W, 79-77 |
| J21 Eastern Kentucky* | W, 82-67 |
| J23 Morehead State* | W, 108-68 |
| J28 at Austin Peay* | W, 95-84 |
| J30 at Murray State* | L, 67-71 |
| F4 at Tennessee State* | W, 104-71 |
| F8 Wright State | W, 83-51 |
| F11 Murray State* | W, 85-84 |
| F13 Austin Peay* | W, 111-105 (OT) |
| F18 at Morehead State* | L, 99-101 |
| F20 at Eastern Kentucky* | W, 81-63 |
| F25 Tennessee Tech* | W, 89-68 |
| M8 vs. Eastern Kentucky# | W, 81-64 |
| M9 vs. Austin Peay# | W, 82-79 |
| M16 vs. No. 16 Florida State! | W, 97-83 |
| M18 vs. Virginia! | L, 88-104 |
| + - Far West Classic (Portland, Ore.) | |
| * - Ohio Valley Conference Game | |
| # - OVC Tournament (Nashville, Tenn.) | |
| ! - NCAA Tournament (Nashville, Tenn.) | |

1989-90

| | |
|--------------------------------------|------------------|
| Overall: 12-16 • OVC: 5-7 | |
| Home: 8-6 • Away: 4-8 • Neutral: 0-2 | |
| Coach: Bruce Stewart | |
| N30 Tusculum | W, 104-56 |
| D4 at Akron | W, 64-61 |
| D9 at LA Tech | L, 77-98 |
| D16 Kennesaw | W, 75-62 |
| D18 Cleveland State | L, 65-67 (OT) |
| D21 Arkansas State | L, 55-70 |
| D23 Alcorn State | W, 85-76 |
| D29 vs. Cal State-Fullerton+ | L, 69-77 |
| D30 vs. ULM+ | L, 70-81 |
| J3 at Alabama State | L, 97-107 |
| J6 at Cleveland State | L, 69-76 |
| J8 Tennessee Tech* | L, 75-100 |
| J11 LA Tech | W, 84-75 |
| J15 at Tennessee St.* | L, 0-2 (Forfeit) |
| J20 Murray State* | L, 71-80 |
| J22 Austin Peay* | L, 62-67 |
| J27 at Morehead State* | W, 67-65 |
| J29 at Eastern Kentucky* | L, 51-67 |
| F3 at Tennessee Tech* | L, 69-79 |
| F5 Akron | W, 80-76 |
| F10 Eastern Kentucky* | L, 66-81 |
| F12 Morehead State* | W, 89-76 |
| F17 at Austin Peay* | W, 100-78 |
| F19 at Murray State* | W, 81-76 |
| F22 Alabama State | W, 110-90 |
| F24 Tennessee State* | W, 111-97 |
| F26 at Arkansas State | L, 89-93 |
| M3 at Eastern Kentucky# | L, 52-65 |

| |
|------------------------------------|
| + - Cowboy Shootout (Casper, Wyo.) |
| * - Ohio Valley Conference Game |
| # - OVC Tournament (Richmond, Ky.) |

1990-91

| | |
|--------------------------------------|---------------|
| Overall: 21-9 • OVC: 6-6 | |
| Home: 9-4 • Away: 9-5 • Neutral: 3-0 | |
| Coach: Bruce Stewart | |
| N23 Mississippi Valley State | W, 89-77 |
| N26 Kennesaw | W, 97-77 |
| N29 at South Carolina State | L, 73-75 |
| D1 at Georgia Southern | W, 80-77 |
| D4 Grambling | W, 96-87 |
| D8 at Memphis State | L, 60-75 |
| D13 Belmont | W, 73-55 |
| D15 at Alcorn State | W, 83-71 |
| D20 Georgia Southern | W, 80-76 (OT) |
| D28 vs. Coppin State+ | W, 73-67 |
| D29 vs. Samford+ | W, 62-50 |
| J7 FIU | W, 86-72 |
| J12 Austin Peay* | L, 72-80 |
| J14 Murray State* | L, 66-70 |
| J19 at Eastern Kentucky* | L, 73-83 |
| J21 at Morehead State* | W, 64-58 |
| J26 Tennessee Tech* | L, 68-73 |
| J28 Tennessee State* | W, 92-80 |
| J30 South Carolina State | W, 81-63 |
| F2 at FIU | W, 94-77 |
| F6 at Grambling | W, 114-85 |
| F9 at Tennessee State* | W, 112-90 |
| F11 at Tennessee Tech* | W, 95-88 |
| F16 Morehead State* | W, 70-68 |
| F18 Eastern Kentucky* | L, 74-79 |
| F23 at Murray State* | L, 86-91 |
| F25 at Austin Peay* | W, 94-90 |
| M2 at Austin Peay^ | W, 87-83 |
| M6 vs. Eastern Kentucky# | W, 83-66 |
| M7 at Murray State# | L, 67-79 |
| + - MVP Classic (Toledo, Ohio) | |
| * - Ohio Valley Conference Game | |
| ^ - OVC Tournament First Round | |
| # - OVC Tournament (Murray, Ky.) | |

1991-92

| | |
|--------------------------------------|-----------|
| Overall: 16-11 • OVC: 9-5 | |
| Home: 9-2 • Away: 6-7 • Neutral: 1-2 | |
| Coach: David Farrar | |
| N23 at Little Rock | W, 61-60 |
| N25 Lipscomb | W, 79-66 |
| N27 at LSU | L, 65-96 |
| D5 at Tennessee | L, 83-86 |
| D7 at Mississippi Valley State | W, 87-67 |
| D14 at Murray State* | L, 74-98 |
| D20 vs. South Alabama+ | L, 71-76 |
| D21 vs. Slippery Rock+ | W, 72-46 |
| J2 Oral Roberts | W, 100-78 |
| J6 at Cincinnati | L, 70-79 |
| J11 Southeast Missouri* | W, 61-58 |
| J13 Austin Peay* | W, 84-71 |

| | |
|---|---------------|
| J15 UT-Martin | W, 94-55 |
| J18 at Tennessee State* | W, 55-50 |
| J20 at Tennessee Tech* | L, 90-99 (OT) |
| J25 Morehead State* | W, 80-72 |
| J27 Eastern Kentucky* | W, 73-68 |
| F1 Murray State* | L, 83-84 |
| F8 at Eastern Kentucky* | L, 79-86 |
| F10 at Morehead State* | W, 92-85 |
| F15 Tennessee Tech* | W, 97-76 |
| F17 Tennessee State* | W, 68-49 |
| F22 at Austin Peay* | L, 73-75 |
| F24 at Southeast Missouri* | W, 87-76 |
| F29 at College of Charleston | W, 70-68 |
| M3 Arkansas State | L, 60-76 |
| M6 vs. Morehead State# | L, 80-81 |
| + - Blue Angels Classic (Pensacola, Fla.) | |
| * - Ohio Valley Conference Game | |
| # - OVC Tournament (Lexington, Ky.) | |

1992-93

| | |
|--|---------------|
| Overall: 10-16 • OVC: 5-11 | |
| Home: 8-5 • Away: 1-11 • Neutral: 1-0 | |
| Coach: David Farrar | |
| D1 Livingston State | W, 88-74 |
| D4 vs. Lehigh+ | W, 89-73 |
| D5 at Colorado+ | L, 57-97 |
| D12 at Minnesota | L, 65-88 |
| D21 at Oral Roberts | L, 75-78 |
| D23 Cleveland State | W, 77-69 |
| J2 Southern Univ. | W, 70-69 (OT) |
| J4 at Missouri-Kansas City | L, 65-73 |
| J9 Morehead State* | W, 76-65 |
| J11 Eastern Kentucky* | L, 65-80 |
| J13 Tennessee State* | L, 70-78 |
| J18 at UT-Martin* | L, 67-71 |
| J23 at Tennessee Tech* | W, 86-73 |
| J27 Austin Peay* | W, 73-55 |
| J30 at Southeast Missouri* | L, 69-80 |
| F1 at Murray State* | L, 73-76 |
| F6 Oral Roberts | W, 93-76 |
| F8 UT-Martin* | W, 70-60 |
| F11 at Tennessee State* | L, 67-84 |
| F13 Vanderbilt | L, 51-81 |
| F15 Tennessee Tech* | L, 63-65 |
| F20 at Morehead State* | L, 59-81 |
| F22 at Eastern Kentucky* | L, 46-66 |
| F25 at Austin Peay* | L, 51-57 |
| F27 Southeast Missouri* | L, 63-67 (OT) |
| M1 Murray State* | W, 79-74 (OT) |
| + - Mile High Classic (Boulder, Colo.) | |
| * - Ohio Valley Conference Game | |

1993-94

| | |
|---------------------------------------|----------|
| Overall: 8-19 • OVC: 5-11 | |
| Home: 8-5 • Away: 0-12 • Neutral: 0-2 | |
| Coach: David Farrar | |
| N27 UNC-Greensboro | L, 56-70 |
| D1 Oral Roberts | W, 94-77 |
| D3 Minnesota | L, 76-90 |





- YEAR-BY-YEAR RESULTS -

| | | |
|---|------------------------|---------------|
| D7 | at TCU | L, 56-65 (OT) |
| D11 | Alabama-Huntsville | W, 92-61 |
| D18 | Missouri-Kansas City | W, 82-67 |
| D21 | at Cleveland State | L, 59-67 |
| D29 | at New Mexico+ | L, 56-69 |
| D30 | vs. St. Bonaventure+ | L, 69-83 |
| J3 | at UT-Martin* | L, 64-70 (OT) |
| J6 | at Southern Univ. | L, 86-96 |
| J12 | Austin Peay* | W, 78-69 |
| J15 | at Murray State* | L, 76-102 |
| J17 | at Southeast Missouri* | L, 77-99 |
| J19 | Tennessee State* | L, 56-66 |
| J22 | at Eastern Kentucky* | L, 72-88 |
| J24 | at Morehead State* | L, 58-60 |
| J29 | Tennessee Tech* | L, 68-69 |
| J31 | UT-Martin* | W, 66-60 |
| F5 | at Tennessee State* | L, 58-82 |
| F12 | Murray State* | L, 86-116 |
| F14 | Southeast Missouri* | W, 94-68 |
| F17 | at Tennessee Tech* | L, 69-73 |
| F22 | at Austin Peay* | L, 65-87 |
| F26 | Morehead State* | W, 74-65 |
| F28 | Eastern Kentucky* | W, 82-75 |
| M3 | vs. Tennessee State# | L, 60-61 |
| + - Lobo Invitational (Albuquerque, N.M.) | | |
| * - Ohio Valley Conference Game | | |
| # - OVC Tournament (Nashville, Tenn.) | | |

1994-95

Overall: 12-15 • OVC: 5-11

Home: 9-7 • Away: 3-7 • Neutral: 0-1

Coach: David Farrar

| | | |
|-----|------------------------|---------------|
| N26 | North Georgia | W, 72-64 |
| D3 | Lyon | W, 75-68 |
| D6 | Alabama-Huntsville | W, 72-50 |
| D10 | Valdosta State | W, 83-62 |
| D21 | TCU | L, 78-100 |
| D29 | Radford | L, 57-60 |
| D31 | at Minnesota | L, 57-98 |
| J3 | UT-Martin* | L, 64-66 |
| J7 | at Austin Peay* | W, 77-74 |
| J11 | Southern Univ. | W, 81-78 |
| J14 | Murray State* | L, 74-89 |
| J16 | Southeast Missouri* | W, 65-63 |
| J18 | at Tennessee State* | L, 85-98 |
| J21 | Eastern Kentucky* | W, 72-68 |
| J23 | Morehead State* | L, 74-87 |
| J28 | Tennessee Tech* | L, 75-77 |
| J30 | at UT-Martin* | L, 69-76 |
| F1 | Vanderbilt | W, 93-90 (OT) |
| F9 | at Tennessee Tech* | L, 65-78 |
| F11 | at Southeast Missouri* | L, 63-78 |
| F13 | at Murray State* | L, 74-87 |
| F18 | Tennessee State* | W, 77-76 (OT) |
| F20 | Austin Peay* | L, 57-67 |
| F22 | at Southern Univ. | W, 65-63 (OT) |
| F25 | at Morehead State* | L, 61-65 |
| F27 | at Eastern Kentucky* | W, 82-78 (OT) |
| M2 | vs. Murray State# | L, 67-75 |

* - Ohio Valley Conference Game
- OVC Tournament (Nashville, Tenn.)

1995-96

Overall: 15-12 • OVC: 9-7

Home: 10-4 • Away: 5-7 • Neutral: 0-1

Coach: David Farrar

| | | |
|---------------------------------------|------------------------|---------------|
| N25 | Indiana State | W, 81-78 |
| N27 | at Oral Roberts | W, 91-74 |
| N30 | at TCU | L, 83-86 |
| D4 | Truman State | W, 66-51 |
| D9 | at Radford | L, 77-92 |
| D16 | New Orleans | L, 67-69 |
| D19 | North Carolina A&T | W, 64-53 |
| D23 | at Vanderbilt | L, 56-70 |
| J2 | Wisconsin-Parkside | W, 65-64 |
| J6 | Austin Peay* | W, 88-69 |
| J11 | at Tennessee Tech* | W, 78-68 |
| J13 | Southeast Missouri* | L, 64-65 |
| J16 | Tennessee State* | W, 86-74 |
| J20 | at Morehead State* | L, 59-68 |
| J22 | at Eastern Kentucky* | L, 64-70 |
| J24 | Southern Univ. | W, 88-73 |
| J27 | UT-Martin* | W, 81-68 |
| J29 | Murray State* | L, 72-73 |
| F3 | at Austin Peay* | W, 75-66 |
| F10 | at Tennessee State* | W, 79-74 |
| F12 | at Southeast Missouri* | W, 78-75 |
| F15 | Tennessee Tech* | L, 71-77 (OT) |
| F17 | Eastern Kentucky* | W, 74-70 |
| F19 | Morehead State* | W, 73-71 |
| F24 | at Murray State* | L, 67-80 |
| F26 | at UT-Martin* | L, 83-91 |
| F29 | vs. Tennessee Tech# | L, 69-89 |
| * - Ohio Valley Conference Game | | |
| # - OVC Tournament (Nashville, Tenn.) | | |

1996-97

Overall: 19-12 • OVC: 11-7

Home: 13-1 • Away: 4-9 • Neutral: 2-2

Coach: Randy Wiel

| | | |
|-----|----------------------|-----------|
| N22 | vs. Montana+ | W, 66-63 |
| N23 | vs. Providence+ | W, 77-75 |
| N24 | vs. Alabama+ | L, 74-77 |
| N27 | Montreat | W, 98-52 |
| N30 | at New Orleans | L, 54-66 |
| D2 | Murray State* | W, 85-72 |
| D7 | at Southern Univ. | W, 91-67 |
| D14 | Chattanooga | W, 83-73 |
| D16 | Belmont | W, 94-76 |
| D19 | at Indiana State | L, 66-92 |
| D29 | Sue Bennett | W, 127-70 |
| J4 | at Eastern Kentucky* | L, 77-79 |
| J6 | at Morehead State* | W, 78-72 |
| J9 | Tennessee State* | W, 72-70 |
| J11 | Tennessee Tech* | W, 80-72 |
| J18 | Southeast Missouri* | L, 76-78 |
| J20 | Eastern Illinois* | W, 83-72 |
| J23 | at Austin Peay* | L, 74-82 |

| | | |
|---|------------------------|----------|
| J25 | at Murray State* | L, 72-78 |
| J27 | at UT-Martin* | L, 59-61 |
| J30 | Morehead State* | W, 98-86 |
| F1 | at North Carolina | L, 49-99 |
| F3 | Eastern Kentucky* | W, 91-58 |
| F6 | Austin Peay* | W, 68-65 |
| F8 | at Tennessee Tech* | L, 68-77 |
| F13 | at Tennessee State* | W, 82-75 |
| F15 | at Eastern Illinois* | W, 77-55 |
| F17 | at Southeast Missouri* | L, 76-85 |
| F22 | UT-Martin* | W, 96-71 |
| F25 | Southeast Missouri^ | W, 89-74 |
| F28 | vs. Murray State# | L, 48-74 |
| + - Top of the World Classic (Fairbanks, Ak.) | | |
| * - Ohio Valley Conference Game | | |
| ^ - OVC Tournament First Round | | |
| # - OVC Tournament (Nashville, Tenn.) | | |

1997-98

Overall: 19-9 • OVC: 12-6

Home: 11-2 • Away: 8-6 • Neutral: 0-1

Coach: Randy Wiel

| | | |
|---------------------------------------|------------------------|---------------|
| N14 | at North Carolina | L, 56-84 |
| N20 | at Belmont | W, 58-38 |
| N24 | at Chattanooga | W, 87-68 |
| N29 | at North Carolina A&T | W, 75-64 |
| D6 | at Tennessee Tech* | W, 67-48 |
| D13 | at Kansas | L, 68-103 |
| D18 | Carson-Newman | W, 70-54 |
| D22 | Erskine | W, 74-40 |
| D30 | Presbyterian | W, 60-42 |
| J3 | Murray State* | W, 76-71 (OT) |
| J5 | UT-Martin* | W, 66-46 |
| J8 | at Eastern Illinois* | L, 74-85 |
| J10 | at Southeast Missouri* | W, 70-55 |
| J13 | Tennessee Tech* | W, 80-60 |
| J15 | Austin Peay* | W, 63-38 |
| J17 | Tennessee State* | W, 67-57 |
| J22 | at Eastern Kentucky* | W, 96-89 |
| J24 | at Morehead State* | W, 77-64 |
| J29 | at Murray State* | L, 75-78 |
| J31 | at UT-Martin* | W, 78-54 |
| F5 | Eastern Illinois* | W, 67-65 |
| F7 | Southeast Missouri* | L, 76-85 |
| F12 | at Austin Peay* | L, 69-73 (OT) |
| F14 | at Tennessee State* | L, 76-81 |
| F19 | Eastern Kentucky* | L, 54-55 |
| F21 | Morehead State* | W, 74-61 |
| F24 | Eastern Kentucky^ | W, 61-49 |
| F28 | vs. Tennessee State# | L, 70-74 |
| * - Ohio Valley Conference Game | | |
| ^ - OVC Tournament First Round | | |
| # - OVC Tournament (Nashville, Tenn.) | | |



HISTORY/RECORDS

- YEAR-BY-YEAR RESULTS -

1998-99

Overall: 12-19 • OVC: 9-9
Home: 8-6 • Away: 4-10 • Neutral: 0-3
Coach: Randy Wiel

| | | |
|-----|--------------------------|---------------|
| N16 | ETSU | L, 59-64 |
| N21 | Erskine | W, 83-59 |
| N24 | at Marist | L, 61-65 |
| N28 | at ETSU | L, 64-80 |
| N30 | No. 3 North Carolina | L, 54-75 |
| D3 | at WKU | L, 45-51 |
| D5 | Tennessee Tech* | W, 67-56 |
| D12 | Belmont | L, 72-79 |
| D21 | vs. NC State\$ | L, 59-91 |
| D22 | vs. UAB\$ | L, 60-85 |
| D23 | at American University\$ | W, 93-78 |
| J2 | at UT-Martin* | W, 56-50 |
| J4 | at Murray State* | L, 74-84 |
| J7 | Southeast Missouri* | L, 63-73 |
| J9 | Eastern Illinois* | L, 73-75 |
| J12 | at Tennessee Tech* | L, 69-75 (OT) |
| J14 | at Tennessee State* | W, 70-60 |
| J16 | at Austin Peay* | L, 70-71 |
| J21 | Morehead State* | W, 75-62 |
| J23 | Eastern Kentucky* | W, 82-67 |
| J28 | UT-Martin* | W, 80-78 (OT) |
| J30 | Murray State* | L, 62-81 |
| F1 | at Belmont | L, 75-79 |
| F4 | at Southeast Missouri* | L, 55-69 |
| F6 | at Eastern Illinois* | L, 62-72 |
| F11 | Tennessee State* | W, 78-74 |
| F13 | Austin Peay* | W, 87-81 |
| F18 | at Morehead State* | L, 74-75 |
| F20 | at Eastern Kentucky* | W, 72-65 |
| F23 | Tennessee State^ | W, 75-68 |
| F27 | vs. Southeast Missouri# | L, 74-82 |

\$ - PR Christmas Shootout (San Juan, P.R.)
* - Ohio Valley Conference Game
^ - OVC Tournament First Round
- OVC Tournament (Nashville, Tenn.)

1999-00

Overall: 15-13 • OVC: 10-8
Home: 10-4 • Away: 5-8 • Neutral: 0-1
Coach: Randy Wiel

| | | |
|-----|----------------------|----------|
| N22 | Tennessee Temple | W, 69-55 |
| N27 | Marist | W, 76-55 |
| D2 | Eastern Illinois* | L, 72-76 |
| D5 | No. 6 Kansas | L, 77-97 |
| D10 | at #16 Tennessee | L, 77-78 |
| D20 | Martin Methodist | W, 87-79 |
| D23 | at Central Florida | L, 77-88 |
| D30 | at Campbell | L, 66-73 |
| J6 | at Eastern Kentucky* | L, 83-85 |
| J8 | at Morehead State* | W, 77-73 |
| J10 | Southeast Missouri* | L, 48-61 |
| J13 | Belmont | W, 84-73 |
| J15 | at Tennessee Tech* | L, 66-78 |
| J18 | at Eastern Illinois* | L, 63-69 |
| J20 | Austin Peay* | L, 63-74 |

| | | |
|-----|----------------------------------|-----------|
| J22 | Tennessee State* | W, 80-73 |
| J27 | at Murray State* | W, 81-79 |
| J29 | at UT-Martin* | W, 71-63 |
| F3 | Eastern Kentucky* | W, 94-71 |
| F5 | Morehead State* | W, 69-67 |
| F8 | at Southeast Missouri* | L, 56-76 |
| F12 | Tennessee Tech* W, 108-104 (40T) | |
| F17 | at Austin Peay* | L, 74-84 |
| F19 | at Tennessee State* | W, 100-85 |
| F24 | Murray State* | W, 82-79 |
| F26 | UT-Martin* | W, 96-78 |
| F29 | at Tennessee Tech^ | W, 87-70 |
| M4 | vs. Southeast Missouri# | L, 60-78 |

* - Ohio Valley Conference Game
^ - OVC Tournament First Round
- OVC Tournament (Nashville, Tenn.)

2000-01

Overall: 5-22 • Sun Belt: 1-15
Home: 4-9 • Away: 1-11 • Neutral: 0-2
Coach: Randy Wiel

| | | |
|-----|---|---------------|
| N17 | St. Francis | W, 93-59 |
| N20 | at Tennessee State | L, 71-75 |
| N27 | at No. 2 Kansas | L, 66-92 |
| D2 | at IUPUI | L, 70-78 |
| D4 | at Rice | W, 75-73 (OT) |
| D9 | Tennessee State | W, 79-77 |
| D12 | Central Florida | L, 64-68 |
| D15 | vs. No. 4 Tennessee\$ | L, 83-99 |
| D18 | Campbell | W, 78-73 |
| D21 | Radford | L, 73-80 |
| J4 | Arkansas State* | L, 61-73 |
| J6 | North Texas* | W, 105-71 |
| J11 | FIU* | L, 59-61 |
| J13 | at South Alabama* | L, 64-72 |
| J18 | Denver* | L, 57-59 |
| J20 | Little Rock* | L, 56-77 |
| J25 | at LA Tech* | L, 55-75 |
| J27 | at New Orleans* | L, 56-69 |
| J29 | at Little Rock* | L, 53-66 |
| F1 | WKU* | L, 63-71 |
| F3 | at FIU* | L, 61-66 |
| F10 | at Arkansas State* | L, 66-86 |
| F15 | LA Tech* | L, 53-68 |
| F17 | at Louisiana* | L, 57-85 |
| F22 | New Mexico State* | L, 60-81 |
| F24 | at WKU* | L, 51-92 |
| M2 | vs. New Orleans# | L, 61-66 (OT) |
| \$ | - at Gaylord Ent. Center (Nashville, Tenn.) | |

* - Sun Belt Conference Game
- SBC Tournament (Mobile, Ala.)

2001-02

Overall: 14-15 • Sun Belt: 6-8
Home: 11-2 • Away: 2-11 • Neutral: 1-2
Coach: Randy Wiel

| | | |
|-----|----------------|-----------|
| N17 | Bryan College | W, 115-59 |
| N21 | IUPUI | W, 76-72 |
| N24 | UNC-Greensboro | W, 74-58 |

| | | |
|-----|----------------------------------|----------|
| N26 | at Belmont | L, 59-65 |
| D1 | at Radford | L, 53-72 |
| D4 | Rice | W, 65-52 |
| D6 | vs. UT-Martin+ | L, 71-76 |
| D8 | Tennessee State | W, 88-79 |
| D15 | at UT-Pan Am | L, 64-66 |
| D20 | at East Carolina | L, 71-81 |
| D28 | at South Alabama* | L, 51-59 |
| D30 | at New Orleans* | W, 69-64 |
| J5 | at FIU* | L, 60-67 |
| J10 | New Mexico State* L, 88-94 (30T) | |
| J12 | Louisiana* | W, 69-64 |
| J16 | WKU* | L, 45-55 |
| J19 | at North Texas* | L, 63-85 |
| J21 | at Tennessee | L, 56-74 |
| J24 | Arkansas State* | W, 83-64 |
| J26 | Little Rock* | W, 68-65 |
| J31 | at IP-Fort Wayne | W, 90-80 |
| F2 | FIU* | W, 71-69 |
| F4 | UT-Pan American | W, 70-52 |
| F7 | at Arkansas State* | L, 51-83 |
| F9 | at Little Rock* | L, 52-71 |
| F16 | Denver* | W, 62-47 |
| F23 | at WKU* | L, 61-65 |
| M1 | vs. South Alabama# | W, 48-47 |
| M3 | vs. New Mexico State# | L, 48-63 |

+ - at Jackson, Tenn.
* - Sun Belt Conference Game
- SBC Tournament (New Orleans, La.)

2002-03

Overall: 16-14 • Sun Belt: 9-5
Home: 9-5 • Away: 4-9 • Neutral: 3-0
Coach: Kermit Davis

| | | |
|-----|----------------------|---------------|
| N22 | East Carolina | L, 63-65 |
| N25 | at #4 Alabama | L, 65-80 |
| N27 | UT-Martin | W, 88-77 |
| N30 | at UNC-Greensboro | L, 58-70 |
| D4 | Tennessee Tech | L, 66-70 |
| D6 | at Purdue^ | L, 56-85 |
| D7 | IUPUI^ | W, 64-60 |
| D16 | Murray State | L, 72-79 |
| D18 | Christian Brothers | W, 74-57 |
| D21 | at Austin Peay | L, 71-79 (OT) |
| D27 | Kennesaw State | W, 66-62 |
| J1 | at Murray State | L, 64-76 |
| J4 | WKU* | W, 69-65 |
| J9 | at Arkansas State* | W, 65-58 |
| J11 | at Little Rock* | L, 62-71 (OT) |
| J16 | South Alabama* | L, 53-64 |
| J18 | New Orleans* | W, 77-60 |
| J23 | at New Mexico State* | W, 70-68 |
| J25 | at Louisiana* | L, 65-71 |
| J28 | IP-Fort Wayne | W, 71-52 |
| F1 | FIU* | W, 60-58 |
| F6 | North Texas* | W, 76-55 |
| F8 | at Denver* | W, 80-68 |
| F13 | Arkansas State* | W, 79-55 |
| F15 | Little Rock* | L, 58-74 |
| F22 | at FIU* | W, 80-70 |





- YEAR-BY-YEAR RESULTS -

M1 at WKU* L, 75-89
 M9 vs. South Alabama# W, 72-69
 M10 vs. Denver# W, 83-59
 M11 at WKU# L, 52-64
 ^ - Boilemaker Invitational (West Lafayette, Ind.)
 * - Sun Belt Conference Game
 # - SBC Tournament (Bowling Green, Ky.)

2003-04

Overall: 17-12 • Sun Belt: 8-6
 Home: 10-3 • Away: 6-7 • Neutral: 1-2
 Coach: Kermit Davis

N24 Covenant College W, 86-53
 N29 at Wyoming L, 63-84
 D4 Alabama State W, 71-48
 D6 at Tennessee Tech L, 63-87
 D13 Tennessee Wesleyan W, 94-51
 D17 at Alabama State W, 67-62
 D20 at No. 16 Cincinnati L, 54-89
 D23 Austin Peay W, 70-56
 D29 vs. Chattanooga% L, 75-82
 D30 vs. South Carolina State% W, 86-76
 J2 at VCU L, 61-66
 J6 IPFW W, 72-65
 J8 Wyoming W, 76-63
 J15 Arkansas State* W, 92-86 (OT)
 J17 Little Rock* L, 66-68
 J22 at South Alabama* W, 72-63
 J24 at New Orleans* W, 78-75 (OT)
 J29 New Mexico State* L, 76-81
 J31 Louisiana* L, 64-74
 F5 at WKU* L, 66-70
 F7 at FIU* W, 54-53
 F12 at North Texas* L, 64-69
 F14 Denver* W, 65-48
 F19 at Arkansas State* W, 70-69
 F21 at Little Rock* L, 54-59
 F26 WKU* W, 73-59
 M1 FIU* W, 60-42
 M7 at WKU# W, 76-62
 M8 vs. Louisiana# L, 66-70
 % - Dr Pepper Classic (Chattanooga, Tenn.)
 * - Sun Belt Conference Game
 # - SBC Tournament (Bowling Green, Ky.)

2004-05

Overall: 19-12 • Sun Belt: 7-7
 Home: 10-3 • Away: 5-6 • Neutral: 4-3
 Coach: Kermit Davis

N19 Lambuth W, 95-54
 N23 at Rice L, 62-67
 N27 vs. Mississippi Valley St.\$ L, 58-71
 N29 Belmont W, 66-47
 D2 Tennessee Wesleyan W, 81-46
 D5 Tennessee State W, 96-94
 D11 Mississippi Valley State W, 75-54
 D20 vs. Toledo% W, 70-65
 D21 vs. Auburn% L, 74-79
 D22 vs. Delaware% W, 73-69 (OT)

D27 at Villanova L, 62-81
 D30 at Austin Peay W, 74-70
 J2 VCU W, 59-55
 J5 at IPFW W, 66-61
 J10 Little Rock* W, 85-50
 J13 at Arkansas State* W, 70-68
 J15 at Little Rock* L, 62-69
 J20 South Alabama* L, 56-59
 J22 New Orleans* L, 60-66
 J27 at New Mexico State* W, 65-50
 J29 at Louisiana* L, 44-54
 F3 WKU* L, 56-61
 F5 FIU* W, 82-69
 F10 North Texas* W, 79-64
 F12 at Denver* L, 71-83
 F17 Arkansas State* W, 80-60
 F19 Portland State^ W, 83-62
 F24 at WKU* L, 83-85 (OT)
 F28 at FIU* W, 91-81
 M4 vs. New Mexico State# W, 77-63
 M6 vs. ULL# L, 57-71

\$ - at Greenville, Miss.
 % - San Juan Shootout (San Juan, P.R.)
 ^ - Bracket Buster
 * - Sun Belt Conference Game
 # - SBC Tournament (Denton, Texas)

2005-06

Overall: 16-12 • Sun Belt: 8-6
 Home: 9-4 • Away: 6-8 • Neutral: 1-0
 Coach: Kermit Davis

N21 Utah State W, 60-59
 N26 at Indiana State L, 79-85 (OT)
 N29 Chattanooga W, 81-71
 D3 at Portland State W, 65-62
 D5 at Utah State L, 61-79
 D10 at Belmont W, 87-75
 D18 Freed-Hardeman W, 92-48
 D20 at No. 10 Louisville\$ L, 68-76
 D21 vs. Florida Atlantic\$ W, 90-76
 D28 Austin Peay L, 67-83
 D31 at Tennessee State W, 67-57
 J4 at No. 4 Memphis L, 50-83
 J7 at WKU* L, 48-80
 J12 Arkansas State* W, 77-68
 J14 Little Rock* L, 66-68
 J19 at South Alabama* L, 63-75
 J21 at Troy* L, 57-70
 J26 New Orleans* W, 86-65
 J28 Louisiana* W, 73-59
 F4 at FIU* W, 66-64
 F9 at North Texas* W, 62-60
 F11 Denver* L, 62-72
 F13 South Dakota State W, 89-82 (OT)
 F16 at Arkansas State* L, 74-75
 F18 at Ark.-Little Rock* W, 68-58
 F23 WKU* W, 80-74
 F27 FIU* W, 82-58
 M5 Denver# L, 57-58
 \$ - Billy Minardi Classic (Louisville, Ky.)

* - Sun Belt Conference Game
 # - SBC Tournament

2006-07

Overall: 15-17 • Sun Belt: 8-10
 Home: 7-6 • Away: 7-7 • Neutral: 1-4
 Coach: Kermit Davis

N10 at No. 25 Tennessee L, 52-83
 N13 Cumberland Univ. W, 60-47
 N17 vs. No. 10 Alabama\$ L, 62-71
 N18 vs. Toledo\$ L, 69-75 (OT)
 N20 vs. College of Charleston\$ L, 56-64
 N27 Belmont W, 64-57
 N30 Indiana State W, 65-58
 D4 Tennessee State W, 67-56
 D17 ULM* L, 65-67
 D20 at Austin Peay L, 63-64 (OT)
 D23 at No. 18 Memphis L, 46-86
 D28 WKU* L, 64-73
 D31 at FIU* W, 60-46
 J2 at South Alabama* W, 59-51
 J6 Troy* L, 57-71
 J10 at Florida Atlantic* W, 72-68
 J13 at New Orleans* W, 76-67
 J17 Arkansas State* L, 51-54
 J20 at Little Rock* W, 61-60
 J25 at North Texas* L, 53-66
 J27 Louisiana* W, 71-59
 J29 at South Dakota State W, 57-56
 F1 Denver* W, 75-49
 F3 South Alabama* L, 38-61
 F8 at ULM* L, 76-82
 F10 at WKU* L, 53-65
 F15 FIU* L, 67-69
 F22 at Troy* L, 70-73
 F24 Florida Atlantic* W, 79-59
 F28 at Troy# W, 72-64
 M4 vs. South Alabama#W, 63-60 (OT)
 M5 vs. North Texas# L, 52-59
 \$ - Paradise Jam (St. Thomas, Virgin Islands)
 * - Sun Belt Conference Game
 # - SBC Tournament (Lafayette, La.)

2007-08

Overall: 17-15 • Sun Belt: 11-7
 Home: 10-3 • Away: 4-8 • Neutral: 3-4
 Coach: Kermit Davis

N15 San Jose State\$ L, 77-78
 N16 Lipscomb\$ W, 68-62
 N17 Appalachian State\$ L, 79-84
 N20 at No. 7 Tennessee L, 40-109
 N23 Tennessee Wesleyan W, 91-48
 N26 at Belmont L, 62-85
 D1 at Houston L, 68-83
 D12 Belmont W, 86-80 (OT)
 D15 No. 2 Memphis& L, 41-65
 D18 FIU* W, 72-63
 D22 at South Alabama* L, 61-75
 D29 Austin Peay L, 75-78



- YEAR-BY-YEAR RESULTS -

| | | |
|-----|----------------------|---------------|
| J2 | at WKU* | L, 51-62 |
| J5 | Denver* | W, 68-50 |
| J9 | Florida Atlantic* | W, 61-57 |
| J16 | at Troy* | W, 65-64 |
| J19 | New Orleans* | L, 75-82 (OT) |
| J24 | at ULM* | L, 69-82 |
| J27 | North Texas* | W, 69-60 |
| J31 | at Louisiana* | W, 57-51 |
| F4 | at Arkansas State* | W, 89-86 (OT) |
| F7 | Little Rock* | W, 63-46 |
| F9 | at FIU* | L, 60-66 |
| F14 | South Alabama* | W, 76-70 |
| F16 | WKU* | L, 66-71 |
| F21 | at Denver* | W, 65-58 |
| F23 | at Florida Atlantic* | L, 67-75 |
| M1 | Troy* | W, 81-58 |
| M5 | ULM^ | W, 74-69 |
| M9 | vs. Troy# | W, 65-59 |
| M10 | at South Alabama# | W, 82-73 |
| M11 | vs. WKU# | L, 57-67 |

2008-09
 Overall: 18-14 • Sun Belt: 10-8
 Home: 10-6 • Away: 6-7 • Neutral: 2-1
 Coach: Kermit Davis

| | | |
|-----|----------------------|---------------|
| N14 | Trevecca | W, 94-53 |
| N16 | Houston Baptist | W, 80-63 |
| N21 | No. 13 Tennessee | L, 66-76 |
| N24 | at Vanderbilt | L, 57-65 |
| D2 | Houston | L, 67-70 |
| D7 | SIU-Edwardsville | W, 80-51 |
| D11 | Troy* | W, 81-53 |
| D15 | UT-Martin | L, 65-72 |
| D17 | at Belmont | L, 69-82 |
| D20 | vs UC-Irvine+ | W, 65-52 |
| D21 | vs Norfolk State+ | W, 77-56 |
| D22 | at Missouri State+ | W, 63-51 |
| D31 | at North Texas* | W, 89-80 (OT) |
| J3 | at South Alabama* | W, 82-67 |
| J8 | Florida Atlantic* | W, 59-57 |
| J10 | FIU* | W, 68-63 |
| J15 | at WKU* | L, 61-63 |
| J17 | at Little Rock* | L, 65-70 |
| J22 | Arkansas State* | W, 60-57 |
| J24 | at New Orleans* | L, 65-69 |
| J29 | Louisiana* | W, 83-76 |
| J31 | ULM* | W, 77-54 |
| F5 | at Denver* | L, 51-63 |
| F7 | at Houston Baptist* | W, 89-77 |
| F12 | at Troy* | L, 64-70 |
| F14 | North Texas* | L, 78-89 |
| F19 | South Alabama* | L, 57-63 |
| F21 | at Florida Atlantic* | W, 74-68 |
| F26 | at FIU* | W, 71-66 |

| | | |
|-----|------------------|----------|
| F28 | WKU* | L, 49-68 |
| M4 | Arkansas State^ | W, 69-62 |
| M8 | vs. North Texas# | L, 79-88 |

+ -Basketball Traveler's Tip-Off Classic (Springfield, Mo.)
 * - Sun Belt Conference Game
 ^ - SBC Tournament First Round
 # - SBC Tournament (Hot Springs, Ark.)

2009-10
 Overall: 19-14 • Sun Belt: 13-5
 Home: 12-4 • Away: 7-8 • Neutral: 0-2
 Coach: Kermit Davis

| | | |
|-----|-------------------------|-----------|
| N13 | King College | W, 93-73 |
| N15 | at Ohio University\$ | L, 68-81 |
| N17 | at Marshall\$ | L, 60-63 |
| N19 | Lamar University\$ | W, 74-66 |
| N23 | at North Carolina A&T\$ | L, 56-65 |
| N27 | Cumberland University | W, 87-54 |
| D2 | at UAB | L, 64-65 |
| D8 | Belmont | L, 71-83 |
| D11 | vs. No. 9/9 Tennessee^ | L, 54-75 |
| D13 | SIU-Edwardsville | W, 83-58 |
| D22 | Howard | W, 69-51 |
| D31 | at New Orleans* | W, 63-58 |
| J2 | Louisiana* | W, 68-58 |
| J4 | at Vanderbilt | L, 53-73 |
| J7 | at Arkansas State* | L, 67- 69 |
| J9 | at Little Rock* | W, 66-52 |
| J14 | FIU* | L, 58-65 |
| J16 | Florida Atlantic* | L, 60-61 |
| J18 | WKU* | W, 47-46 |
| J21 | at ULM* | W, 69-60 |
| J23 | at WKU* | W, 84-74 |
| J28 | New Orleans* | W, 66-46 |
| J30 | North Texas* | W, 69-64 |
| F4 | Troy* | L, 67-70 |
| F6 | at South Alabama* | W, 80-68 |
| F11 | Denver* | W, 57-50 |
| F13 | Houston Baptist | W, 109-79 |
| F18 | at Troy* | L, 62-66 |
| F20 | South Alabama* | W, 81-54 |
| F25 | at FIU* | W, 74-71 |
| F27 | at Florida Atlantic* | W, 66-57 |
| M7 | vs. Denver# | L, 58-73 |
| M17 | at Missouri State! | L, 79-87 |

\$ - Global Sports Challenge
 ^ - Sommet Center
 * - Sun Belt Conference game
 # - SBC Tournament (Hot Springs, Ark.)
 ! - CollegelInsider.com Tournament

2010-11
 Overall: 16-16 • Sun Belt: 10-6
 Home: 10-4 • Away: 4-10 • Neutral: 2-2
 Coach: Kermit Davis

| | | |
|-----|------------------|----------|
| N12 | Tennessee Temple | W, 90-46 |
| N17 | UAB | L, 71-76 |
| N19 | vs. Campbell\$ | L, 90-97 |
| N20 | vs. Samford\$ | W, 68-55 |

| | | |
|-----|----------------------|----------------|
| N21 | at Auburn\$ | L, 66-68 |
| N24 | Evansville | W, 82-70 |
| N30 | at No. 13 Tennessee | L, 56-86 |
| D4 | at SIU-Edwardsville | W, 73-64 |
| D7 | at Belmont | L, 87-88 (2OT) |
| D12 | Furman | L, 61-76 |
| D18 | at Evansville | L, 79-81 |
| D21 | Vanderbilt | L, 53-72 |
| D29 | Tennessee State | W, 65-58 |
| J2 | at South Alabama* | L, 57-63 |
| J5 | North Texas* | W, 78-71 |
| J8 | at Louisiana* | W, 93-91 |
| J13 | Florida Atlantic* | L, 61-71 |
| J15 | at Arkansas State* | L, 65-69 |
| J20 | Troy* | W, 63-51 |
| J22 | Denver* | W, 59-49 |
| J27 | at Florida Atlantic* | L, 51-62 |
| J29 | at FIU* | W, 79-70 |
| F3 | ULM* | W, 60-54 |
| F5 | South Alabama* | W, 85-62 |
| F10 | at WKU* | W, 69-60 |
| F12 | FIU* | W, 80-68 |
| F17 | at Troy* | L, 65-69 |
| F19 | at Little Rock* | L, 58-62 |
| F22 | at Houston Baptist | L, 68-70 |
| F26 | WKU* | W, 57-39 |
| M6 | vs. FIU# | W, 73-38 |
| M7 | vs. Little Rock# | L, 56-65 |

\$ - Global Sports Hoops Showcase (Auburn, Ala.)
 * - Sun Belt Conference game
 # - SBC Championships (Hot Springs, Ark.)

2011-12
 Overall: 27-7 • Sun Belt: 14-2
 Home: 15-2 • Away: 11-4 • Neutral: 1-1
 Coach: Kermit Davis

| | | |
|-----|----------------------|----------|
| N11 | Austin Peay | W, 80-71 |
| N13 | at Loyola Marymount | W, 58-51 |
| N15 | at UCLA+ | W, 86-66 |
| N19 | UNC-Greensboro\$ | W, 82-60 |
| N20 | Belmont\$ | L, 84-87 |
| N22 | Cumberland | W, 88-48 |
| N26 | at Austin Peay | W, 90-70 |
| D1 | at Tennessee State | W, 77-62 |
| D4 | Akron | W, 77-53 |
| D7 | at UAB | L, 56-66 |
| D10 | UT-Martin | W, 78-62 |
| D13 | Belmont | W, 65-62 |
| D21 | vs Mississippi | W, 68-56 |
| D29 | FIU* | W, 71-66 |
| D31 | South Alabama* | W, 68-52 |
| J5 | at Troy* | W, 63-53 |
| J7 | Louisiana* | W, 65-53 |
| J12 | at FIU* | W, 70-59 |
| J14 | at Florida Atlantic* | W, 67-54 |
| J19 | Arkansas State* | W, 59-46 |
| J21 | at South Alabama* | W, 68-47 |
| J26 | Troy* | W, 71-58 |
| J28 | at Vanderbilt | L, 77-84 |
| F2 | at North Texas* | W, 68-66 |





- YEAR-BY-YEAR RESULTS -

F4 at Denver* L, 60-75
 F9 WKU* W, 72-64
 F11 Little Rock* W, 68-60
 F18 Florida Atlantic* W, 72-59
 F23 at ULM* W, 94-61
 F25 at WKU* L, 67-73
 M4 vs Arkansas State# L, 61-62
 M13 Marshall! W, 86-78
 M19 at Tennessee! W, 71-64
 M21 Minnesota! L, 73-78
 + - EA SPORTS Maui Invitational Opening Game
 \$ - EA SPORTS Maui Invitational Regional Game
 * - Sun Belt Conference Game
 # - SBC Tournament (Hot Springs, Ark.)
 ! - National Invitation Tournament

2012-13

Overall: 28-6 • Sun Belt: 19-1
 Home: 16-0 • Away: 11-3 • Neutral: 1-3
 Coach: Kermit Davis

N9 Alabama State W, 97-53
 N13 at Savannah State W, 58-55
 N18 vs. No. 10/10 Florida L, 45-66
 N20 at UCF W, 75-61
 N24 Texas Southern W, 79-52
 N29 at Louisiana W, 72-58
 D2 at Akron L, 77-82 (OT)
 D5 UAB W, 84-64
 D8 Ole Miss W, 65-62
 D13 at Belmont L, 49-64
 D18 Tennessee State W, 77-48
 D21 vs. Vanderbilt W, 56-52
 D29 FIU* W, 69-52
 D31 North Texas* W, 75-57
 J3 at Arkansas State* L, 60-66 (OT)
 J5 at South Alabama* W, 60-56
 J10 Florida Atlantic* W, 62-52
 J12 at ULM* W, 66-57
 J17 Little Rock* W, 82-50
 J19 Louisiana* W, 82-60
 J24 at North Texas* W, 72-64
 J26 WKU* W, 72-53
 J31 at FIU* W, 66-64
 F2 at Florida Atlantic* W, 73-56
 F7 Arkansas State* W, 73-60
 F9 Troy* W, 93-41
 F16 at Little Rock* W, 66-61
 F21 South Alabama* W, 85-50
 F23 ULM* W, 87-46
 F28 at Troy* W, 66-56
 M2 at WKU* W, 70-62
 M9 vs Louisiana^ W, 81-66
 M10 vs FIU^ L, 57-61
 M19 vs Saint Mary's& L, 54-67

* - Sun Belt Conference Game
 ^ - SBC Championships (Hot Springs, Ark.)
 & - NCAA Tournament (NCAA First Four)

2013-14

Overall: 24-9 • C-USA: 13-3
 Home: 14-2 • Away: 8-5 • Neutral: 2-2
 Coach: Kermit Davis

N10 Southern^ W, 78-75
 N13 North Florida^ W, 77-70
 N16 Akron W, 80-73
 N18 Little Rock^ W, 76-59
 N21 at No. 16/14 Florida^ L, 59-79
 N26 at Murray State W, 80-62
 N30 South Alabama W, 65-55
 D3 Belmont L, 58-70
 D9 Fisk W, 115-65
 D14 at Ole Miss L, 63-72
 D17 Tennessee Temple W, 102-52
 D21 at Cincinnati L, 48-69
 D29 vs. Maine\$ L, 85-89 (OT)
 D30 at Grand Canyon\$ W, 79-56
 J7 at Tennessee State W, 74-66
 J11 UAB* W, 89-84 (OT)
 J16 UTEP* L, 54-63
 J18 UTSA* W, 80-58
 J23 at Tulsa* L, 53-58
 J25 at North Texas* W, 70-63
 J30 East Carolina* W, 84-67
 F1 Old Dominion* W, 64-48
 F6 at Florida Atlantic* W, 67-63
 F8 at FIU* W, 70-68
 F13 Tulane* W, 71-44
 F15 Southern Miss* W, 81-64
 F20 at Charlotte* W, 71-49
 F22 at Marshall* W, 56-53
 F27 at LA Tech* L, 39-55
 M1 Rice* W, 65-41
 M6 at UAB* W, 55-53
 M13 vs. Old Dominion# W, 62-48
 M14 vs. Tulsa# L, 69-76
 ^ - Global Sports Exempt Tournament
 \$ - Dr. Pepper Classic (Chattanooga, Tenn.)
 * - Conference USA Game
 # - C-USA Tournament (El Paso, Texas)

2014-15

Overall: 19-17 • C-USA: 9-9
 Home: 12-4 • Away: 4-10 • Neutral: 3-3
 Coach: Kermit Davis

N14 Ohio Valley W, 77-60
 N18 Murray State L, 49-68
 N22 Southern^ W, 66-48
 N25 Northern Arizona^ W, 65-53
 N28 vs. Cincinnati\$ L, 51-69
 N29 vs. No. 23 Creighton\$ L, 47-57
 D2 at Belmont L, 59-63
 D6 at South Alabama W, 68-67 (OT)
 D13 at Akron W, 62-61
 D16 at Oklahoma State L, 44-68
 D19 Chattanooga W, 68-58
 D21 Tennessee State W, 65-47
 D29 at Auburn L, 48-64

J4 UAB* L, 49-54
 J8 FIU* W, 65-52
 J10 Florida Atlantic* W, 82-58
 J15 at Southern Miss* W, 62-61
 J17 at La Tech* L, 68-75
 J22 Old Dominion* W, 68-58 (OT)
 J24 Charlotte* W, 72-69
 J29 at UTSA* L, 58-69
 J31 at UTEP* L, 70-83
 F5 Southern Miss* W, 61-51
 F7 LA Tech* L, 62-73
 F12 at Rice* L, 68-71 (2OT)
 F14 at North Texas* L, 56-57
 F19 Marshall* W, 90-51
 F22 WKU* W, 68-66
 F28 at UAB* L, 95-100 (3OT)
 M5 at FIU* L, 54-59
 M6 at Florida Atlantic* W, 77-54
 M11 vs. Charlotte# W, 63-60
 M12 vs. Old Dominion# W, 59-52
 M13 vs. UTEP# W, 53-50
 M14 vs. UAB# L, 60-73
 M18 Kent State& L, 56-68
 ^ - Emerald Coast Classic Regional Games
 \$ - Emerald Coast Classic (Niceville, Fla.)
 * - Conference USA Game
 # - C-USA Tournament (Birmingham, Ala.)
 & - CollegenInsider.com Tournament

2015-16

Overall: 25-10 • C-USA: 13-5
 Home: 10-3 • Away: 8-5 • Neutral: 7-2
 Coach: Kermit Davis

N17 at Murray State L, 65-76
 N21 at Tennessee State W, 69-66
 N26 at Alaska-Anchorage\$ W, 75-72
 N27 vs. UNC Asheville\$ W, 63-61
 N28 vs. Toledo\$ W, 78-70
 D2 VCU L, 56-62
 D5 South Alabama W, 68-55
 D12 vs. Auburn& W, 88-81 (OT)
 D17 Belmont W, 83-62
 D22 at Georgia State L, 62-64
 D27 vs. South Dakota State^ L, 61-65
 D30 Trevecca L, 82-67
 J3 at UAB* L, 67-78
 J7 UTEP* W, 78-72
 J9 UTSA* W, 79-71
 J14 at Charlotte* W, 73-72
 J16 at Old Dominion* W, 64-61
 J21 North Texas* W, 86-64
 J23 Rice* W, 87-73
 J28 at Marshall* L, 66-82
 J30 at WKU* W, 66-64
 F4 Florida Atlantic* W, 85-73
 F6 FIU* W, 67-66
 F11 at LA Tech* L, 63-73
 F13 at Southern Miss* W, 76-54
 F21 UAB* L, 67-77
 F25 WKU* L, 72-78



- YEAR-BY-YEAR RESULTS -

| | |
|---|----------|
| F27 Marshall* | W, 83-74 |
| M3 at Florida Atlantic* | W, 76-59 |
| M5 at FIU* | W, 61-58 |
| M10 vs. Charlotte# | W, 79-61 |
| M11 vs. Marshall# | W, 99-90 |
| M12 vs. Old Dominion# | W, 55-53 |
| M18 vs. No. 2 Michigan State! | W, 90-81 |
| M20 vs. Syracuse! | L, 50-75 |
| \$ - Great Alaska Shootout (Anchorage, Ak.) | |
| & - Bridgestone Arena (Nashville, Tenn.) | |
| ^ - The Pentagon (Sioux Falls, S.D.) | |
| * - Conference USA Game | |
| # - C-USA Tournament (Birmingham, Ala.) | |
| ! - NCAA Tournament (St. Louis, Mo.) | |

2016-17

Overall: 31-5 • C-USA: 17-1
Home: 13-2 • Away: 11-2 • Neutral: 7-1
Coach: Kermit Davis

| | |
|---|---------------|
| N11 Milligan | W, 102-64 |
| N15 Murray State | W, 87-81 |
| N19 Tennessee State | L, 63-74 |
| N22 Toledo | W, 80-70 |
| N25 vs. UNC Wilmington\$ | W, 68-63 |
| N26 vs. Toledo\$ | W, 73-70 (OT) |
| N27 vs. Evansville\$ | W, 66-55 |
| N30 at Ole Miss | W, 77-62 |
| D3 at South Alabama | W, 67-55 |
| D8 Vanderbilt | W, 71-48 |
| D14 at Belmont | W, 79-66 |
| D17 at VCU | L, 77-80 |
| D21 Georgia State | L, 56-64 |
| J1 UAB* | W, 60-49 |
| J5 at Rice* | W, 80-77 |
| J7 at North Texas* | W, 79-68 |
| J12 Marshall* | W, 69-57 |
| J14 WKU* | W, 91-76 |
| J19 at FIU* | W, 65-52 |
| J21 at Florida Atlantic* | W, 86-57 |
| J26 Southern Miss* | W, 72-56 |
| J28 LA Tech* | W, 71-61 |
| F2 at UTSA* | W, 69-59 |
| F4 at UTEP* | L, 54-57 |
| F9 Old Dominion* | W, 64-51 |
| F11 Charlotte* | W, 70-55 |
| F16 at WKU* | W, 78-52 |
| F18 at Marshall* | W, 97-86 |
| F26 at UAB* | W, 66-64 |
| M2 FIU* | W, 70-67 |
| M4 Florida Atlantic* | W, 93-59 |
| M9 vs. UTSA# | W, 86-70 |
| M10 vs. UTEP# | W, 82-56 |
| M11 vs. Marshall# | W, 83-72 |
| M16 vs. Minnesota! | W, 81-72 |
| M18 vs. No. 21 Butler! | L, 65-74 |
| \$ - Challenge in Music City (Nashville, Tenn.) | |
| * - Conference USA Game | |
| # - C-USA Tournament (Birmingham, Ala.) | |
| ! - NCAA Tournament (Milwaukee, Wis.) | |

2017-18

Overall: 25-8 • C-USA: 16-2
Home: 12-2 • Away: 12-2 • Neutral: 1-4
Coach: Kermit Davis

| | |
|---|---------------|
| N10 Trevecca | W, 104-52 |
| N13 at Murray State | W, 72-67 |
| N16 Belmont | L, 63-69 |
| N18 at Tennessee State | W, 75-65 |
| N21 FGCU | W, 85-72 |
| D2 at FGCU | W, 81-76 |
| D6 at Vanderbilt | W, 66-63 |
| D9 Ole Miss | W, 77-58 |
| D16 vs. Auburn\$ | L, 70-76 |
| D22 at FIU* | W, 69-67 |
| D23 vs. USC^ | L, 84-89 |
| D25 vs. No. 15 Miami^ | L, 81-84 |
| D30 at UAB* | W, 63-60 |
| J4 at FIU* | W, 71-66 (OT) |
| J6 at Florida Atlantic* | W, 61-57 |
| J11 LA Tech* | W, 72-57 |
| J13 Southern Miss* | W, 69-49 |
| J18 at Marshall* | L, 63-73 |
| J20 at WKU* | W, 66-62 |
| J25 UTSA* | W, 75-51 |
| J27 UTEP* | W, 81-50 |
| F1 at Old Dominion* | W, 66-59 |
| F3 at Charlotte* | W, 78-73 |
| F8 Rice* | W, 94-75 |
| F10 North Texas* | W, 79-73 |
| F15 at Southern Miss* | W, 72-62 |
| F17 at LA Tech* | W, 87-70 |
| F24 UAB* | W, 79-54 |
| M1 WKU* | W, 82-64 |
| M3 Marshall* | L, 67-76 |
| M8 vs. Southern Miss# | L, 68-71 (OT) |
| M13 Vermont! | W, 91-64 |
| M18 at Louisville! | L, 68-84 |
| \$ - at Legacy Arena (Birmingham, Ala.) | |
| ^ - Diamond Head Classic (Honolulu, Hawaii) | |
| * - Conference USA Game | |
| # - C-USA Tournament (Frisco, Texas) | |
| ! - National Invitation Tournament | |

2018-19

Overall: 11-21 • C-USA: 8-10
Home: 9-5 • Away: 2-11 • Neutral: 0-5
Coach: Nick McDevitt

| | |
|-------------------------|-----------|
| N6 Lees-McRae | W, 91-69 |
| N9 Milligan | W, 102-70 |
| N12 at Belmont | L, 73-92 |
| N16 Charleston Southern | W, 76-73 |
| N21 vs. No. 4 Virginia^ | L, 52-74 |
| N22 vs. Butler^ | L, 53-84 |
| N23 vs. Stanford^ | L, 54-67 |
| D1 Lipscomb | L, 74-84 |
| D5 at Vanderbilt | L, 51-79 |
| D8 Murray State | L, 42-64 |
| D15 at Toledo | L, 62-84 |
| D21 vs. Ole Miss\$ | L, 56-74 |

| | |
|--|----------|
| D30 at Rhode Island | L, 60-72 |
| J3 FIU* | L, 76-83 |
| J5 Florida Atlantic* | L, 56-63 |
| J10 at Southern Miss* | L, 70-77 |
| J12 at LA Tech* | L, 56-73 |
| J17 UTSA* | W, 89-86 |
| J19 UTEP* | W, 75-72 |
| J24 at Rice* | L, 68-79 |
| J26 at North Texas* | L, 53-70 |
| J30 UAB* | W, 71-65 |
| F2 at UAB* | W, 79-78 |
| F7 Charlotte* | W, 71-53 |
| F9 Old Dominion* | L, 50-55 |
| F14 at WKU* | L, 63-71 |
| F16 at Marshall* | L, 93-98 |
| F23 Charlotte* | W, 86-67 |
| M3 at Rice* | L, 61-67 |
| M6 at UTEP* | W, 69-53 |
| M9 UTEP* | W, 48-47 |
| M13 vs. UAB# | L, 61-70 |
| ^ - Battle 4 Atlantis (Paradise Island, Bahamas) | |
| \$ - at Bridgestone Arena (Nashville, Tenn.) | |
| * - Conference USA Game | |
| # - C-USA Tournament (Frisco, Texas) | |

2019-20

Overall: 8-23 • C-USA: 4-14
Home: 5-10 • Away: 3-10 • Neutral: 0-3
Coach: Nick McDevitt

| | |
|---------------------------|---------------|
| N5 Maryville | W, 119-61 |
| N9 at Lipscomb | W, 73-70 |
| N13 Mars Hill | W, 96-82 |
| N18 at Coastal Carolina | L, 72-93 |
| N21 vs. No. 17 Villanova^ | L, 69-98 |
| N22 vs. Tulane^ | L, 74-86 |
| N24 vs. Ohio^ | L, 63-75 |
| N30 Belmont | L, 59-71 |
| D3 Columbia International | W, 86-38 |
| D7 at Murray State | L, 52-85 |
| D14 at Ole Miss | L, 64-82 |
| D21 St. Bonaventure | L, 65-66 |
| D29 Rhode Island | L, 62-89 |
| J2 at Old Dominion* | L, 60-70 |
| J4 at Charlotte* | L, 62-68 |
| J9 Marshall* | L, 75-79 |
| J11 WKU* | L, 53-69 |
| J16 at Florida Atlantic* | L, 94-97 (OT) |
| J18 at FIU* | L, 69-83 |
| J23 LA Tech* | L, 73-80 |
| J25 Southern Miss* | W, 65-63 |
| J30 at UTEP* | L, 66-67 |
| F1 at UTSA* | W, 83-80 |
| F6 North Texas* | L, 70-75 |
| F8 Rice* | L, 83-91 |
| F12 at UAB* | L, 72-83 |
| F15 UAB* | L, 66-79 |
| F22 at Southern Miss* | W, 61-53 |
| M1 at Rice* | L, 66-77 |
| M4 UTEP* | L, 56-60 |
| M7 Southern Miss* | W, 65-62 (OT) |





- YEAR-BY-YEAR RESULTS -

^ - Myrtle Beach Invitational (Conway, S.C.)
* - Conference USA Game

2020-21

Overall: 5-18 • C-USA: 3-13

Home: 5-6 • Away: 0-9 • Neutral: 0-3

Coach: Nick McDevitt

| | |
|-------------------------|-----------|
| N25 vs. Akron^ | Canceled |
| N26 vs. Omaha^ | L, 59-60 |
| N27 vs. ETSU^ | L, 43-57 |
| D2 Murray State | W, 78-61 |
| D7 Chattanooga | L, 69-98 |
| D12 Covenant College | W, 76-57 |
| D16 Ole Miss | L, 51-70 |
| D19 Bellarmine | Canceled |
| D21 Bellarmine | Canceled |
| J8 FIU* | L, 55-68 |
| J9 FIU* | W, 67-56 |
| J15 at Southern Miss* | L, 54-85 |
| J16 at Southern Miss* | L, 59-64 |
| J23 WKU* | L, 67-82 |
| J24 WKU* | L, 52-68 |
| J28 UAB* | L, 59-70 |
| J31 at UAB* | L, 52-63 |
| F5 Charlotte* | W, 66-65 |
| F6 Charlotte* | W, 73-60 |
| F12 at Marshall* | L, 79-107 |
| F13 at Marshall* | L, 85-96 |
| F20 LA Tech* | Canceled |
| F21 LA Tech* | Canceled |
| F26 at Old Dominion* | L, 61-67 |
| F27 at Old Dominion* | L, 60-73 |
| M4 at Florida Atlantic* | L, 50-80 |
| M5 at Florida Atlantic* | L, 54-63 |
| M9 vs. FIU# | Canceled |
| M10 vs. North Texas# | L, 56-76 |

^ - Gulf Coast Showcase (Estero, Fla.)
* - Conference USA Game
- C-USA Tournament (Frisco, Texas)

2021-22

Overall: 26-11 • C-USA: 13-5

Home: 15-0 • Away: 5-9 • Neutral: 6-2

Coach: Nick McDevitt

| | |
|---------------------------|----------|
| N9 Brescia | W, 98-59 |
| N12 Bethune-Cookman | W, 71-51 |
| N16 Winthrop | W, 76-65 |
| N19 at Stephen F Austin^^ | L, 74-87 |
| N23 vs. Rider^ | W, 60-54 |
| N24 vs. Mercer^ | W, 82-58 |
| N27 Bryan | W, 96-48 |
| D1 UT Martin | W, 73-61 |
| D4 at Murray State | L, 87-93 |
| D11 at UT Martin | W, 84-75 |
| D15 at Ole Miss | L, 52-62 |
| D19 Coastal Carolina | W, 84-80 |
| D22 at Chattanooga | L, 65-77 |
| J6 at Rice* | L, 61-65 |

| | |
|------------------------------|-----------------|
| J8 at North Texas* | L, 63-70 |
| J13 Florida Atlantic* | W, 70-57 |
| J15 FIU* | W, 50-39 |
| J22 Southern Miss* | W, 74-60 |
| J27 at Marshall* | W, 81-79 |
| J29 at WKU* | W, 93-85 |
| F5 at UAB* | L, 75-97 |
| F7 UTSA* | W, 84-75 |
| F10 Old Dominion* | W, 63-48 |
| F13 Charlotte* | W, 78-63 |
| F17 at FIU* | W, 71-65 |
| F19 at Florida Atlantic* | W, 87-79 |
| F21 UTEP* | W, 77-59 |
| F24 Marshall* | W, 74-65 |
| F26 WKU* | W, 69-52 |
| M2 at Charlotte* | L, 56-60 |
| M5 at Old Dominion* | L, 64-68 |
| M10 vs. UTEP# | W, 66-59 (OT) |
| M11 vs. UAB# | L, 98-102 (3OT) |
| M19 vs. California Baptist\$ | W, 64-58 |
| M21 vs. Boston U\$ | W, 76-46 |
| M22 vs. Abilene Christian\$ | W, 85-69 |
| M23 vs. UNC Wilmington\$ | L, 90-96 (2OT) |

^^ - Cancun Challenge (Nacogdoches, Texas)
^ - Cancun Challenge (Cancun, Mexico)
* - Conference USA Game
- C-USA Tournament (Frisco, Texas)
\$ - Roman CBI (Daytona Beach, Fla.)

2022-23

Overall: 19-14 • C-USA: 11-9

Home: 12-2 • Away: 3-11 • Neutral: 4-1

Coach: Nick McDevitt

| | |
|---------------------------------|---------------|
| N7 Brescia | W, 79-52 |
| N12 at Winthrop | L, 68-76 |
| N15 Rice* | W, 81-46 |
| N19 at Missouri State | L, 51-75 |
| N25 vs. Hofstra^ | W, 64-54 |
| N26 vs. Stephen F. Austin^ | W, 75-63 |
| N27 vs. Montana State^ | W, 72-71 |
| N30 at St. Bonaventure | L, 64-71 |
| D3 Maryville | W, 69-46 |
| D10 at Belmont | W, 85-75 (OT) |
| D15 Chattanooga | L, 73-82 |
| D21 Murray State | W, 83-67 |
| D29 at Charlotte* | L, 67-82 |
| D31 WKU* | W, 65-60 |
| J5 at UTSA* | L, 72-75 |
| J7 North Texas* | L, 51-56 |
| J11 at Rice* | W, 71-68 |
| J16 UAB* | W, 74-73 (OT) |
| J19 Charlotte* | W, 62-58 |
| J21 at LA Tech* | W, 68-51 |
| J26 at No. 21 Florida Atlantic* | L, 67-85 |
| J28 at FIU* | L, 74-82 |
| F2 UTEP* | W, 84-72 |
| F4 UTSA* | W, 84-60 |
| F9 at WKU* | L, 89-93 |
| F11 at UAB* | L, 69-92 |

| | |
|------------------------------|----------|
| F16 No. 25 Florida Atlantic* | W, 74-70 |
| F18 FIU* | W, 69-58 |
| F25 LA Tech* | W, 63-49 |
| M2 at North Texas* | L, 50-64 |
| M4 at UTEP* | L, 65-77 |
| M9 vs. Charlotte# | W, 66-65 |
| M10 vs. Florida Atlantic# | L, 65-68 |

^ - Northern Classic (Laval, Quebec)
* - Conference USA Game
- C-USA Tournament (Frisco, Texas)



- ALL-TIME SERIES RECORD -

**BLUE
RAIDER**

BASKETBALL

| Opponent | W-L | Streak | | | | | | |
|--------------------------|-------|--------|----------------------|-------|-----|--------------------------|--------|-----|
| Abilene Christian | 1-1 | W1 | East Carolina | 1-2 | W1 | Mercer | 6-3 | W4 |
| Akron | 17-10 | W2 | Eastern Illinois | 3-5 | L4 | Miami (FL) | 0-1 | L1 |
| Alabama | 0-6 | L6 | Eastern Kentucky | 42-61 | W1 | Miami (OH) | 1-0 | W1 |
| Alabama State | 7-2 | W4 | Erskine | 2-0 | W2 | Michigan | 1-0 | W1 |
| Alaska-Anchorage | 1-0 | W1 | ETSU | 36-24 | L3 | Michigan State | 1-1 | W1 |
| Alcorn State | 2-0 | W2 | Evansville | 2-1 | W1 | Midwestern State (TX) | 0-1 | L1 |
| American University-PR. | 1-0 | W1 | Fisk | 1-0 | W1 | Miles | 1-0 | W1 |
| Appalachian State | 1-2 | L2 | FIU | 34-12 | W1 | Milligan | 10-2 | W10 |
| Arkansas State | 15-14 | W1 | Florida | 0-2 | L2 | Minnesota | 2-4 | W1 |
| Armstrong Atlantic State | 2-0 | W2 | Florida Atlantic | 22-10 | L1 | Mississippi State | 0-1 | L1 |
| Army | 1-0 | W1 | Florida Gulf Coast | 2-0 | W2 | Mississippi Valley State | 3-1 | W1 |
| Auburn | 1-4 | L1 | Florida State | 1-0 | W1 | Missouri | 0-1 | L1 |
| Austin Peay | 75-63 | W2 | Freed-Hardeman | 2-0 | W2 | Missouri State | 1-2 | L2 |
| Bellarmine | 4-2 | W3 | Furman | 0-1 | L1 | Montana | 1-0 | W1 |
| Belmont | 24-18 | W1 | Georgia | 1-1 | W1 | Montana State | 1-0 | W1 |
| Bethel | 7-3 | L1 | Georgia College | 5-0 | W5 | Montreat | 1-0 | W1 |
| Bethune-Cookman | 1-0 | W1 | Georgia Southern | 3-2 | W2 | Morehead State | 49-51 | W2 |
| Birmingham Southern | 6-2 | W4 | Georgia Southwestern | 1-0 | W1 | Morris Harvey | 1-0 | W1 |
| Bluefield College | 1-0 | W1 | Georgia State | 8-4 | L2 | Murray State | 39-106 | W1 |
| Boston College | 0-1 | L1 | Grambling | 2-0 | W2 | Nebraska | 1-0 | W1 |
| Boston University | 1-0 | W1 | Grand Canyon | 1-0 | W1 | New Mexico | 0-1 | L1 |
| Brescia | 2-0 | W2 | Green Bay | 1-0 | W1 | New Mexico State | 3-5 | W2 |
| Bryan College | 2-0 | W2 | Hofstra | 1-0 | W1 | New Orleans | 7-9 | W2 |
| Bryson | 3-1 | W3 | Houston | 0-2 | L2 | Nicholls State | 1-0 | W1 |
| Bucknell | 1-0 | W1 | Houston Christian | 3-1 | L1 | Norfolk State | 1-0 | W1 |
| Buffalo State | 1-0 | W1 | Howard | 1-0 | L1 | North Alabama | 13-5 | W7 |
| Butler | 0-2 | L2 | Huntingdon | 1-1 | L1 | North Carolina | 0-4 | L4 |
| BYU-Hawaii | 1-0 | W1 | Indiana State | 2-2 | W1 | North Carolina A&T | 2-1 | L1 |
| Cal Poly | 1-0 | W1 | IPFW | 4-0 | W4 | North Carolina Central | 1-0 | W1 |
| Cal State Fullerton | 0-1 | L1 | IUPUI | 2-1 | W2 | North Carolina State | 0-1 | L1 |
| California Baptist | 1-0 | W1 | Jacksonville | 0-1 | L1 | North Florida | 1-0 | W1 |
| Campbell | 1-2 | L1 | Jacksonville State | 3-1 | W3 | North Georgia | 1-0 | W1 |
| Carson-Newman | 4-1 | W1 | Kansas | 0-3 | L3 | North Texas | 15-13 | L6 |
| Centenary | 2-2 | L1 | Kennesaw State | 6-0 | W6 | Northern Arizona | 1-0 | W1 |
| Central Arkansas | 1-0 | W1 | Kent State | 0-1 | L1 | Northwestern State | 2-0 | W2 |
| Charleston Southern | 1-0 | W1 | Kentucky | 1-0 | W1 | Notre Dame | 0-1 | L1 |
| Charlotte | 14-4 | W2 | Kentucky Wesleyan | 1-5 | L2 | Oglethorpe | 1-1 | L1 |
| Chattanooga | 32-36 | L3 | King College | 1-0 | W1 | Ohio | 0-3 | L3 |
| Chicago State | 1-0 | W1 | LA Tech | 7-13 | W2 | Ohio Valley | 1-0 | W1 |
| Christian Brothers | 1-0 | W1 | Lamar | 1-0 | W1 | Oklahoma State | 0-1 | L1 |
| Cincinnati | 0-4 | L4 | Lambuth | 1-0 | W1 | Old Dominion | 10-5 | L1 |
| Clemson | 0-5 | L5 | Lees-McRae | 1-0 | W1 | Ole Miss | 6-8 | L4 |
| Cleveland State | 1-3 | L1 | Lehigh | 1-0 | W1 | Omaha | 0-1 | L1 |
| Coastal Carolina | 1-1 | W1 | Lincoln Memorial | 11-5 | W3 | Oral Roberts | 6-3 | W3 |
| College of Charleston | 1-1 | L1 | Lipscomb | 32-21 | W1 | Oregon State | 0-1 | L1 |
| Colorado | 1-1 | L1 | Little Rock | 13-13 | W4 | Palm Beach Atlantic | 1-0 | W1 |
| Columbia International | 1-0 | W1 | Louisiana | 13-7 | W10 | Parsons | 1-1 | W1 |
| Coppin State | 1-0 | W1 | Louisville | 0-3 | L3 | Peabody | 3-0 | W3 |
| Covenant College | 2-0 | W2 | Loyola (IL) | 0-1 | L1 | Pennsylvania | 0-1 | L1 |
| Creighton | 0-1 | L1 | Loyola Marymount | 1-0 | W1 | Pepperdine | 0-1 | L1 |
| CSUN | 1-0 | W1 | LSU | 0-1 | L1 | Piedmont | 1-0 | W1 |
| Culver-Stockton | 2-0 | W2 | Lyon | 1-0 | W1 | Pikeville | 2-0 | W2 |
| Cumberland | 25-1 | W19 | MacMurray | 3-1 | W3 | Portland State | 2-0 | W2 |
| Dayton | 0-1 | L1 | Maine | 0-1 | L1 | Presbyterian | 3-0 | W3 |
| Delaware | 1-0 | W1 | Marist | 1-1 | W1 | Princeton | 1-0 | W1 |
| Delta State | 0-4 | L4 | Mars Hill | 1-0 | W1 | Providence | 1-0 | W1 |
| Denver | 9-7 | L1 | Marshall | 13-9 | W2 | Purdue | 0-1 | L1 |
| DePaul | 0-1 | L1 | Maryville | 2-0 | W2 | Radford | 0-4 | L4 |
| Detroit | 1-2 | W1 | McNeese State | 3-3 | W2 | Rhode Island | 0-2 | L2 |
| | | | Memphis | 15-27 | L12 | Rice | 8-7 | W2 |



HISTORY/RECORDS



- ALL-TIME SERIES RECORD -

| | | | | | |
|----------------------|-------|-----|---------------------|-------|----|
| Rider | 1-0 | W1 | Union (TN) | 9-18 | W1 |
| Rio Grande | 2-0 | W2 | UNLV | 0-1 | L1 |
| Rollins | 1-0 | W1 | Urbana | 3-0 | W3 |
| Saint Louis | 1-0 | W1 | USC | 0-1 | L1 |
| Saint Mary's | 0-1 | L1 | UT Martin | 25-10 | W3 |
| Samford | 3-1 | W2 | UT Southern | 5-0 | W5 |
| San Jose State | 0-1 | L1 | Utah State | 1-1 | L1 |
| Savannah State | 1-0 | W1 | UTEP | 10-6 | L1 |
| Seton Hall | 0-1 | L1 | UTRGV | 3-4 | W1 |
| Sewanee | 21-3 | W1 | UTSA | 9-2 | W1 |
| Shorter | 1-0 | W1 | UVA-Wise | 1-0 | W1 |
| SIU Edwardsville | 3-0 | W3 | Valdosta State | 2-0 | W2 |
| Slippery Rock | 1-0 | W1 | Vanderbilt | 7-30 | L1 |
| South Alabama | 21-12 | W9 | Vanderbilt Freshmen | 2-0 | L2 |
| South Carolina | 1-0 | W1 | VCU | 3-3 | L2 |
| South Carolina State | 2-1 | W2 | Vermont | 1-0 | W1 |
| South Dakota State | 2-1 | L1 | Villanova | 0-2 | L2 |
| Southeast Missouri | 7-14 | L7 | Virginia | 0-2 | L2 |
| SE Oklahoma State | 0-1 | L1 | Virginia Tech | 1-0 | W1 |
| Southern | 7-1 | W6 | VMI | 2-0 | W2 |
| Southern Illinois | 0-1 | L1 | West Alabama | 1-0 | W1 |
| Southern Miss | 12-5 | W1 | West Texas A&M | 2-0 | W2 |
| Spring Hill | 1-0 | L1 | West Virginia | 1-0 | W1 |
| St. Bernard | 0-1 | L1 | West Virginia State | 0-1 | L1 |
| St. Bonaventure | 0-3 | L3 | Western Carolina | 2-1 | W1 |
| St. Francis (IN) | 1-0 | W1 | Western Kentucky | 46-98 | L1 |
| St. Francis (PA) | 2-0 | W2 | Westmar | 1-0 | W1 |
| Stanford | 0-1 | L1 | Winthrop | 1-1 | L1 |
| Stephen F. Austin | 1-1 | W1 | Wisconsin-Parkside | 1-0 | W1 |
| Stetson | 2-0 | W2 | Wright State | 1-1 | W1 |
| Sue Bennett | 1-0 | W1 | Wyoming | 1-1 | W1 |
| Syracuse | 0-1 | L1 | Xavier | 1-1 | L1 |
| TCU | 0-3 | L3 | Youngstown State | 9-7 | W5 |
| Tennessee | 2-9 | W1 | | | |
| Tennessee State | 45-17 | W1 | | | |
| Tennessee Tech | 62-83 | L2 | | | |
| Tennessee Temple | 3-0 | W3 | | | |
| Tennessee Wesleyan | 16-0 | W16 | | | |
| Texas Southern | 1-0 | W1 | | | |
| Texas Wesleyan | 1-0 | W1 | | | |
| Toledo | 4-2 | L1 | | | |
| Transylvania | 4-2 | W1 | | | |
| Trevecca | 3-0 | W3 | | | |
| Trinity | 1-0 | W1 | | | |
| Troy | 12-7 | W4 | | | |
| Truman State | 1-0 | W1 | | | |
| Tulane | 1-1 | L1 | | | |
| Tulsa | 0-2 | L2 | | | |
| Tusculum | 2-0 | W2 | | | |
| UAB | 10-18 | L1 | | | |
| UAH | 2-0 | W2 | | | |
| UC Irvine | 1-0 | W1 | | | |
| UCF | 1-2 | W1 | | | |
| UCLA | 1-0 | W1 | | | |
| UCSB | 1-0 | W1 | | | |
| ULM | 9-6 | W7 | | | |
| UMKC | 1-1 | W1 | | | |
| UNC Asheville | 4-0 | W4 | | | |
| UNC Greensboro | 2-2 | W1 | | | |
| UNC Wilmington | 1-1 | L1 | | | |

| LONGEST ACTIVE WINNING STREAKS | |
|--------------------------------|--------|
| Opponent | Streak |
| 1. Cumberland | W18 |
| 2. Tennessee Wesleyan | W16 |
| 3. Louisiana | W10 |
| Milligan | W10 |
| 5. South Alabama | W9 |
| 6. North Alabama | W8 |
| 7. Louisiana Monroe | W7 |
| 8. Athens College | W6 |
| Kennesaw State | W6 |
| Southern | W6 |
| LONGEST ACTIVE LOSING STREAKS | |
| Opponent | Streak |
| 1. Memphis | L12 |
| 2. Southeast Missouri | L7 |
| 3. Alabama | L6 |
| North Texas | L6 |
| 5. Clemson | L5 |
| 6. Cincinnati | L4 |
| Eastern Illinois | L4 |
| North Carolina | L4 |
| Ole Miss | L4 |
| Radford | L4 |



HISTORY/RECORDS

- ALL-TIME SERIES RECORD -

ABILENE CHRISTIAN (1-1)

H: 0-1 ♦ A: 0-0 ♦ N: 1-0

| | | |
|----------|----------|---|
| 12/08/58 | L, 69-81 | H |
| 03/22/22 | W, 85-69 | N |

AKRON (17-10)

H: 11-1 ♦ A: 6-8 ♦ N: 0-1

| | | |
|----------|---------------|---|
| 01/12/80 | W, 66-55 | H |
| 02/09/80 | L, 71-78 | A |
| 01/10/81 | W, 57-50 | A |
| 02/07/81 | W, 90-64 | A |
| 01/07/82 | W, 83-62 | H |
| 02/04/82 | W, 65-53 | A |
| 01/10/83 | L, 58-63 | H |
| 02/04/83 | L, 76-89 | A |
| 01/21/84 | W, 52-50 (OT) | H |
| 02/25/84 | W, 84-64 | A |
| 01/21/85 | L, 64-80 | A |
| 02/25/85 | W, 71-63 | H |
| 01/27/86 | W, 86-78 | H |
| 02/08/86 | L, 70-72 | A |
| 03/08/86 | L, 63-68 | N |
| 01/26/87 | L, 78-96 | A |
| 02/07/87 | W, 64-62 | H |
| 01/11/88 | W, 82-78 | H |
| 01/18/88 | L, 72-76 | A |
| 12/05/88 | L, 65-81 | A |
| 01/07/89 | W, 99-94 | H |
| 12/04/89 | W, 64-61 | A |
| 02/05/90 | W, 80-76 | H |
| 12/04/11 | W, 77-53 | H |
| 12/02/12 | L, 77-82 (OT) | A |
| 11/16/13 | W, 80-73 | H |
| 12/13/14 | W, 62-61 | A |

ALABAMA (0-6)

H: 0-0 ♦ A: 0-4 ♦ N: 0-2

| | | |
|----------|-----------|---|
| 12/08/75 | L, 62-76 | A |
| 12/05/78 | L, 66-89 | A |
| 11/29/82 | L, 58-103 | A |
| 11/24/96 | L, 74-77 | N |
| 11/25/02 | L, 65-80 | A |
| 11/17/06 | L, 62-71 | N |

ALABAMA STATE (7-2)

H: 6-0 ♦ A: 1-2 ♦ N: 0-0

| | | |
|----------|------------|---|
| 01/15/86 | W, 132-101 | H |
| 02/11/87 | W, 81-79 | H |
| 12/10/88 | W, 111-83 | H |
| 01/04/89 | L, 96-102 | A |
| 01/03/90 | L, 97-107 | A |
| 02/22/90 | W, 110-90 | H |
| 12/04/03 | W, 71-48 | H |
| 12/17/03 | W, 67-62 | A |
| 11/05/12 | W, 97-53 | H |

ALASKA-ANCHORAGE (1-0)

H: 0-0 ♦ A: 1-0 ♦ N: 0-0

| | | |
|----------|----------|---|
| 11/26/15 | W, 75-72 | A |
|----------|----------|---|

ALCORN STATE (2-0)

H: 1-0 ♦ A: 1-0 ♦ N: 0-0

| | | |
|----------|----------|---|
| 12/23/89 | W, 85-76 | H |
| 12/15/90 | W, 83-71 | A |

AMERICAN U.-P. R. (1-0)

H: 0-0 ♦ A: 0-0 ♦ N: 1-0

| | | |
|----------|----------|---|
| 12/23/98 | W, 93-78 | N |
|----------|----------|---|

APPALACHIAN STATE (1-2)

H: 1-1 ♦ A: 0-1 ♦ N: 0-0

| | | |
|----------|----------|---|
| 12/15/69 | W, 53-50 | H |
| 02/01/71 | L, 63-74 | A |
| 11/17/07 | L, 79-84 | H |

ARKANSAS STATE (15-14)

H: 9-4 ♦ A: 4-8 ♦ N: 1-1

| | | |
|-----------|----------------|---|
| 1947-48 | L, 33-48 | |
| 1948-49 | W, 80-37 | |
| 02/08/88 | L, 71-79 | A |
| 12/22/88 | W, 93-92 (20T) | H |
| 12/21/89 | L, 55-70 | H |
| 02/22/90 | L, 89-93 | A |
| 03/03/92 | L, 60-76 | H |
| 01/14/01 | L, 61-73 | H |
| 02/10/01 | L, 66-86 | A |
| 01/24/02 | W, 83-64 | H |
| 02/07/02 | L, 51-83 | A |
| 01/09/03 | W, 65-58 | A |
| 02/13/03 | W, 79-55 | H |
| 01/15/04 | W, 92-86 (OT) | H |
| 02/19/04 | W, 70-69 | A |
| 01/13/05 | W, 70-68 | A |
| 02/17/05 | W, 80-60 | H |
| 01/12/06 | W, 77-68 | H |
| 01/16/06* | L, 74-75 | A |
| 02/17/07* | L, 51-54 | H |
| 02/04/08 | W, 89-86 (OT) | A |
| 01/22/09 | W, 60-57 | H |
| 03/04/09 | W, 69-62 | N |
| 01/07/10 | L, 67-69 | A |
| 01/15/11 | L, 65-69 | A |
| 01/19/12 | W, 59-46 | H |
| 03/04/12 | L, 61-64 | N |
| 01/03/13 | L, 60-66 (OT) | A |
| 02/07/13 | W, 73-60 | H |

*ASU win vacated by NCAA

ARMSTRONG ATLANTIC (2-0)

H: 1-0 ♦ A: 1-0 ♦ N: 0-0

| | | |
|----------|----------|---|
| 12/14/85 | W, 71-54 | H |
| 11/28/86 | W, 92-70 | A |

ARMY (1-0)

H: 1-0 ♦ A: 0-0 ♦ N: 0-0

| | | |
|----------|----------|---|
| 12/20/75 | W, 78-71 | H |
|----------|----------|---|

AUBURN (1-4)

H: 0-0 ♦ A: 0-2 ♦ N: 1-2

| | | |
|----------|----------|---|
| 02/21/04 | L, 74-79 | N |
|----------|----------|---|

| | | |
|----------|---------------|---|
| 11/21/10 | L, 66-68 | A |
| 12/29/14 | L, 48-64 | A |
| 12/12/15 | W, 88-81 (OT) | N |
| 12/16/17 | L, 70-76 | N |

AUSTIN PEAY (75-63)

H: 32-19 ♦ A: 23-28 ♦ N: 4-2

| | | |
|----------|---------------|---|
| 1939-40 | L, 28-57 | |
| 1939-40 | L, 38-52 | |
| 1940-41 | L, 26-40 | |
| 1940-41 | L, 44-75 | |
| 1941-42 | W, 40-38 | |
| 1941-42 | L, 43-44 | |
| 1945-46 | W, 43-23 | |
| 1945-46 | W, 45-22 | |
| 1945-46 | W, 46-33 | |
| 1946-47 | L, 25-45 | |
| 1946-47 | W, 38-31 | |
| 1946-47 | L, 46-64 | |
| 1947-48 | L, 37-42 | |
| 1947-48 | W, 52-43 | |
| 1948-49 | W, 48-41 | |
| 1948-49 | L, 51-58 | |
| 1950-51 | L, 65-76 | |
| 1950-51 | L, 58-71 | |
| 1951-52 | L, 49-59 | |
| 1951-52 | W, 62-44 | |
| 1951-52 | W, 63-46 | |
| 1952-53 | W, 77-73 | |
| 1952-53 | W, 92-59 | |
| 1953-54 | W, 60-55 | |
| 1953-54 | W, 81-70 | |
| 1954-55 | W, 79-69 | |
| 1954-55 | W, 78-65 | |
| 1955-56 | W, 72-63 | |
| 1955-56 | L, 81-85 | |
| 1955-56 | L, 65-96 | |
| 01/14/57 | L, 60-65 | H |
| 02/16/57 | L, 76-88 | A |
| 02/22/57 | W, 68-65 | N |
| 12/13/57 | W, 78-74 (OT) | A |
| 02/13/58 | L, 78-93 | H |
| 01/10/59 | W, 95-86 | H |
| 02/12/59 | L, 83-91 | A |
| 01/11/60 | W, 71-60 | H |
| 02/15/60 | L, 78-88 | A |
| 12/15/60 | W, 83-79 (OT) | H |
| 01/23/61 | L, 81-89 | A |
| 01/08/62 | L, 77-81 | A |
| 01/13/62 | W, 75-68 | H |
| 12/06/62 | L, 66-69 | H |
| 01/10/63 | L, 60-83 | A |
| 12/16/63 | W, 91-69 | H |
| 01/16/64 | L, 65-73 | A |
| 01/04/65 | W, 82-77 | A |
| 01/23/65 | W, 125-95 | H |
| 02/05/66 | W, 86-85 | H |
| 02/26/66 | L, 91-97 | A |
| 12/19/66 | W, 71-70 | N |
| 01/28/67 | L, 66-82 | H |



- ALL-TIME SERIES RECORD -

BRESCIA (2-0)
 H: 2-0 ♦ A: 0-0 ♦ N: 0-0

| | | |
|----------|----------|---|
| 11/09/21 | W, 98-59 | H |
| 11/07/22 | W, 79-52 | H |

BRYAN COLLEGE (2-0)
 H: 2-0 ♦ A: 0-0 ♦ N: 0-0

| | | |
|----------|-----------|---|
| 11/17/01 | W, 115-59 | H |
| 11/27/21 | W, 96-48 | H |

BRYSON (3-1)
 H: 0-0 ♦ A: 0-0 ♦ N: 0-0

| | | |
|---------|----------|--|
| 1922-23 | L, 17-19 | |
| 1922-23 | W, 24-18 | |
| 1927-28 | W, 24-23 | |
| 1927-28 | W, 34-32 | |

BUCKNELL (1-0)
 H: 0-0 ♦ A: 0-0 ♦ N: 1-0

| | | |
|----------|----------|---|
| 12/29/77 | W, 77-65 | N |
|----------|----------|---|

BUFFALO STATE (1-0)
 H: 1-0 ♦ A: 0-0 ♦ N: 0-0

| | | |
|----------|-----------|---|
| 01/19/74 | W, 104-69 | H |
|----------|-----------|---|

BUTLER (0-2)
 H: 0-0 ♦ A: 0-0 ♦ N: 0-2

| | | |
|----------|----------|---|
| 03/18/17 | L, 65-74 | N |
| 11/22/18 | L, 53-84 | N |

BYU-HAWAII (1-0)
 H: 0-0 ♦ A: 0-0 ♦ N: 1-0

| | | |
|----------|----------|---|
| 11/22/85 | W, 95-81 | N |
|----------|----------|---|

CALIFORNIA BAPTIST (1-0)
 H: 0-0 ♦ A: 0-0 ♦ N: 1-0

| | | |
|----------|----------|---|
| 03/17/22 | W, 64-58 | N |
|----------|----------|---|

CAL POLY (1-0)
 H: 1-0 ♦ A: 0-0 ♦ N: 0-0

| | | |
|----------|----------|---|
| 12/29/75 | W, 69-64 | H |
|----------|----------|---|

CAL STATE FULLERTON (0-1)
 H: 0-0 ♦ A: 0-0 ♦ N: 0-1

| | | |
|----------|----------|---|
| 12/29/89 | L, 69-77 | N |
|----------|----------|---|

CAMPBELL (1-2)
 H: 1-0 ♦ A: 0-1 ♦ N: 0-1

| | | |
|----------|----------|---|
| 12/30/99 | L, 66-73 | A |
| 12/18/00 | W, 78-73 | H |
| 11/19/10 | L, 90-97 | N |

CARSON-NEWMAN (4-1)
 H: 2-0 ♦ A: 0-1 ♦ N: 0-0

| | | |
|----------|----------|---|
| 1927-28 | W, 27-26 | |
| 1940-41 | W, 47-19 | |
| 12/18/68 | W, 78-70 | H |
| 12/17/69 | L, 72-78 | A |
| 12/18/97 | W, 70-54 | H |

CENTENARY (2-2)
 H: 1-0 ♦ A: 1-1 ♦ N: 0-1

| | | |
|----------|---------------|---|
| 12/14/59 | W, 67-65 | A |
| 12/30/60 | L, 67-76 (OT) | N |
| 01/29/62 | W, 64-63 | H |
| 01/03/80 | L, 54-58 | A |

CENTRAL ARKANSAS (1-0)
 H: 1-0 ♦ A: 0-0 ♦ N: 0-0

| | | |
|----------|----------|---|
| 12/20/78 | W, 87-78 | H |
|----------|----------|---|

CHARLESTON SOUTHERN (1-0)
 H: 1-0 ♦ A: 0-0 ♦ N: 0-0

| | | |
|----------|----------|---|
| 11/16/18 | W, 76-73 | H |
|----------|----------|---|

CHARLOTTE (14-4)
 H: 8-0 ♦ A: 3-3 ♦ N: 3-1

| | | |
|----------|----------|---|
| 12/18/87 | L, 63-78 | N |
| 02/20/14 | W, 71-49 | A |
| 01/24/15 | W, 72-69 | H |
| 03/11/15 | W, 63-60 | N |
| 01/14/16 | W, 73-72 | A |
| 03/10/16 | W, 79-61 | N |
| 02/11/17 | W, 70-55 | H |
| 02/03/18 | W, 78-73 | A |
| 02/07/19 | W, 71-53 | H |
| 02/23/19 | W, 86-67 | H |
| 01/04/20 | L, 62-68 | A |
| 02/05/21 | W, 66-65 | H |
| 02/06/21 | W, 73-60 | H |
| 02/13/22 | W, 78-63 | H |
| 03/02/22 | L, 56-60 | A |
| 12/29/22 | L, 67-82 | A |
| 01/19/23 | W, 62-58 | H |
| 03/09/23 | W, 66-65 | N |

CHATTANOOGA (32-36)
 H: 11-10 ♦ A: 6-10 ♦ N: 0-3

| | | |
|---------|----------|--|
| 1931-32 | W, 26-21 | |
| 1931-32 | L, 25-43 | |
| 1932-33 | W, 39-38 | |
| 1932-33 | L, 29-36 | |
| 1933-34 | L, 23-38 | |
| 1933-34 | W, 53-42 | |
| 1934-35 | L, 29-43 | |
| 1934-35 | L, 29-48 | |
| 1935-36 | W, 34-20 | |
| 1935-36 | W, 42-30 | |
| 1936-37 | L, 25-31 | |
| 1936-37 | W, 55-36 | |
| 1939-40 | L, 29-33 | |
| 1939-40 | W, 39-36 | |
| 1940-41 | L, 21-23 | |
| 1940-41 | W, 40-22 | |
| 1941-42 | W, 35-31 | |
| 1941-42 | W, 38-18 | |
| 1945-46 | L, 34-70 | |
| 1945-46 | L, 28-48 | |
| 1949-50 | L, 57-61 | |
| 1949-50 | W, 51-40 | |

| | | |
|----------|-----------------|---|
| 1950-51 | L, 51-60 | |
| 1950-51 | W, 64-62 | |
| 1951-52 | W, 62-60 | |
| 1951-52 | W, 68-44 | |
| 1952-53 | L, 71-93 | |
| 1952-53 | W, 79-70 | |
| 01/29/63 | L, 69-78 | A |
| 02/25/63 | W, 77-66 | H |
| 01/18/64 | L, 71-86 | A |
| 02/03/64 | W, 81-73 | H |
| 01/14/65 | L, 68-91 | H |
| 02/20/65 | L, 77-101 | A |
| 12/14/65 | L, 71-74 | H |
| 02/07/66 | L, 100-101 | A |
| 12/12/66 | L, 105-107 (OT) | H |
| 02/06/67 | L, 87-106 | A |
| 12/14/67 | W, 88-66 | A |
| 02/08/68 | W, 78-70 | H |
| 02/27/69 | W, 96-83 | A |
| 01/15/70 | W, 79-68 | H |
| 01/28/71 | L, 68-70 | H |
| 02/18/71 | L, 82-86 | A |
| 01/27/72 | W, 65-63 | H |
| 02/17/72 | W, 75-57 | A |
| 01/31/73 | W, 81-78 | A |
| 02/15/73 | L, 75-83 | H |
| 01/07/74 | W, 85-74 | H |
| 02/04/74 | L, 94-96 | A |
| 01/07/76 | L, 72-83 | H |
| 12/18/76 | L, 73-75 (OT) | H |
| 01/31/77 | L, 90-101 | A |
| 12/01/80 | W, 73-67 | H |
| 02/21/81 | L, 70-72 | A |
| 11/27/81 | L, 54-62 | N |
| 12/16/83 | L, 49-62 | N |
| 12/01/84 | L, 69-71 | H |
| 12/12/87 | W, 92-76 | H |
| 12/17/88 | W, 88-87 | A |
| 12/14/96 | W, 83-73 | H |
| 11/24/97 | W, 87-68 | A |
| 12/29/03 | L, 61-66 | N |
| 11/29/05 | W, 81-71 | H |
| 12/19/14 | W, 68-58 | H |
| 12/07/20 | L, 70-80 | H |
| 12/22/21 | L, 65-77 | A |
| 12/15/22 | L, 73-82 | H |

CHICAGO STATE (1-0)
 H: 0-0 ♦ A: 0-0 ♦ N: 1-0

| | | |
|----------|----------|---|
| 12/29/88 | W, 85-71 | N |
|----------|----------|---|

CHRISTIAN BROTHERS (1-0)
 H: 1-0 ♦ A: 0-0 ♦ N: 0-0

| | | |
|----------|----------|---|
| 12/18/02 | W, 74-57 | H |
|----------|----------|---|

CINCINNATI (0-4)
 H: 0-0 ♦ A: 0-3 ♦ N: 0-1

| | | |
|----------|----------|---|
| 01/06/92 | L, 70-79 | A |
| 12/20/03 | L, 54-89 | A |
| 12/21/13 | L, 48-69 | A |





- ALL-TIME SERIES RECORD -

11/28/14 L, 51-69 N

CLEMSON (0-5)

H: 0-2 ♦ A: 0-1 ♦ N: 0-2

12/19/75 L, 46-82 N

12/01/79 L, 61-94 H

12/15/84 L, 75-81 A

03/13/86 L, 81-99 N

12/27/88 L, 77-81 N

CLEVELAND STATE (1-3)

H: 1-1 ♦ A: 0-2 ♦ N: 0-0

12/18/89 L, 65-67 (OT) H

01/06/90 L, 69-76 A

12/23/92 W, 77-69 H

12/21/93 L, 59-67 A

COASTAL CAROLINA (1-1)

H: 1-0 ♦ A: 0-1 ♦ N: 0-0

11/18/19 L, 72-93 A

12/19/21 W, 84-80 H

COLLEGE OF CHARLESTON (1-1)

H: 0-0 ♦ A: 1-0 ♦ N: 0-1

03/29/92 W, 70-68 A

11/18/06 L, 56-64 N

COLORADO (1-1)

H: 0-0 ♦ A: 0-0 ♦ N: 1-1

12/30/88 W, 107-105 (OT) N

12/05/92 L, 57-97 N

COLUMBIA INT. (1-0)

H: 1-0 ♦ A: 0-0 ♦ N: 0-0

12/03/19 W, 86-38 H

COPPIN STATE (1-0)

H: 0-0 ♦ A: 0-0 ♦ N: 1-0

12/28/90 W, 73-67 N

COVENANT COLLEGE (2-0)

H: 2-0 ♦ A: 0-0 ♦ N: 0-0

11/24/03 W, 86-53 H

12/12/20 W, 76-57 H

CREIGHTON (1-0)

H: 0-0 ♦ A: 0-1 ♦ N: 0-0

11/29/14 L, 47-57 A

CSUN (1-0)

H: 1-0 ♦ A: 0-0 ♦ N: 0-0

12/07/61 W, 77-76 (OT) H

CULVER-STOCKTON (2-0)

H: 2-0 ♦ A: 0-0 ♦ N: 0-0

01/05/77 W, 79-55 H

01/02/78 W, 81-34 H

CUMBERLAND (25-1)

H: 6-0 ♦ A: 0-0 ♦ N: 1-0

1925-26 W, 40-23

1927-28 W, 39-36

1929-30 W, 42-24

1932-33 W, R.I.

1937-38 W, 39-37

1937-38 W, 48-41

1939-40 L, 34-37

1939-40 W, 40-38

1946-47 W, 65-41

1946-47 W, 52-39

1946-47 W, 56-22

1947-48 W, 45-30

1947-48 W, 65-49

1948-49 W, 86-55

1948-49 W, 47-38

1948-49 W, 68-66

1949-50 W, 77-30

1949-50 W, 61-25

1950-51 W, 48-44

1950-51 W, 82-51

01/05/85 W, 79-55 H

12/11/86 W, 106-76 H

12/02/87 W, 127-57 H

11/13/06 W, 60-47 H

11/27/09 W, 87-54 H

11/22/11 W, 88-48 H

DAYTON (0-1)

H: 0-0 ♦ A: 0-1 ♦ N: 0-0

12/11/65 L, 63-90 A

DELAWARE (1-0)

H: 0-0 ♦ A: 0-0 ♦ N: 1-0

12/22/04 W, 73-69 (OT) N

DELTA STATE (0-4)

H: 0-0 ♦ A: 0-0 ♦ N: 0-0

1940-41 L, 35-57

1940-41 L, 36-62

1941-42 L, 30-34

1941-42 L, 33-51

DENVER (9-7)

H: 6-3 ♦ A: 2-3 ♦ N: 1-1

01/18/01 L, 57-59 H

02/16/02 W, 62-47 H

01/08/03 W, 80-68 A

03/10/03 W, 83-59 N

02/14/04 W, 65-48 H

02/12/05 L, 71-83 A

02/11/06 L, 62-72 H

03/05/06 L, 57-58 H

02/01/07 W, 75-49 H

01/05/08 W, 68-50 H

02/21/08 W, 65-58 A

02/05/09 L, 51-63 A

02/11/10 W, 57-50 H

03/07/10 L, 58-73 N

01/22/11 W, 59-49 H

02/04/12 L, 60-75 A

DEPAUL (0-1)

H: 0-0 ♦ A: 0-1 ♦ N: 0-0

12/12/64 L, 68-89 A

DETROIT (1-2)

H: 1-0 ♦ A: 0-1 ♦ N: 0-1

03/13/77 L, 76-93 N

02/09/81 L, 60-75 A

12/30/81 W, 64-62 (OT) H

EAST CAROLINA (1-2)

H: 1-1 ♦ A: 0-1 ♦ N: 0-0

12/20/01 L, 71-81 A

11/22/02 L, 63-65 H

01/30/14 W, 84-67 H

EASTERN ILLINOIS (3-5)

H: 2-2 ♦ A: 1-3 ♦ N: 0-0

01/20/97 W, 83-72 H

02/15/97 W, 77-55 A

01/08/98 L, 74-85 A

02/05/98 W, 67-65 H

01/09/99 L, 73-75 H

02/06/99 L, 67-72 A

12/02/99 L, 72-76 H

01/18/00 L, 63-69 A

EASTERN KENTUCKY (42-61)

H: 29-16 ♦ A: 9-37 ♦ N: 3-0

1952-53 L, 67-73

1952-53 L, 63-101

1953-54 W, 60-59

1953-54 L, 79-83

1953-54 L, 69-95

1954-55 L, 84-108

1954-55 L, 69-109

1955-56 L, 69-82

1955-56 L, 75-88

01/07/57 L, 62-63 H

02/18/57 L, 104-109 A

01/20/58 W, 77-76 H

02/10/58 L, 67-72 A

01/15/59 L, 66-93 A

02/02/59 L, 64-80 H

01/14/60 L, 69-88 H

01/30/60 L, 72-100 A

01/14/61 L, 63-90 A

01/26/61 L, 57-67 H

01/29/62 L, 56-64 H

02/21/62 L, 69-113 A

02/02/63 L, 81-116 A

02/20/63 W, 78-71 (OT) H

02/13/64 W, 83-73 H

02/21/64 L, 86-97 A

01/11/65 L, 69-99 A

02/26/65 L, 83-95 H

01/10/66 L, 80-98 H

02/12/66 L, 66-70 A

01/16/67 W, 78-74 H



- ALL-TIME SERIES RECORD -

| | | | | | |
|----------|----------------|---|----------|---------------|---|
| 02/18/67 | L, 73-93 | A | 01/21/95 | W, 72-68 | H |
| 01/15/68 | L, 76-98 | A | 02/27/95 | W, 82-78 (OT) | A |
| 02/17/68 | W, 83-81 | H | 01/22/96 | L, 64-70 | A |
| 01/13/69 | L, 89-90 (20T) | H | 02/17/96 | W, 74-70 | H |
| 02/22/69 | L, 89-93 | A | 01/04/97 | L, 77-79 | H |
| 01/12/70 | L, 78-88 | A | 02/03/97 | W, 91-58 | A |
| 02/21/70 | W, 74-68 | H | 01/22/98 | W, 96-89 | A |
| 01/11/71 | L, 64-88 | H | 02/19/98 | L, 54-55 | H |
| 02/20/71 | L, 60-65 | A | 02/24/98 | W, 61-49 | N |
| 01/22/72 | L, 53-85 | A | 01/23/99 | W, 82-67 | H |
| 02/19/72 | L, 91-92 | H | 02/20/99 | W, 72-65 | A |
| 01/22/73 | L, 77-80 | H | 01/06/00 | L, 83-85 | A |
| 02/17/73 | L, 58-74 | A | 02/03/00 | W, 94-71 | H |
| 01/21/74 | L, 70-73 | A | | | |
| 02/16/74 | W, 90-68 | H | | | |
| 01/18/75 | W, 91-70 | H | | | |
| 02/17/75 | W, 83-77 | A | | | |
| 01/26/76 | L, 57-62 | A | | | |
| 02/21/76 | W, 95-75 | H | | | |
| 01/15/77 | W, 86-71 | H | | | |
| 02/12/77 | W, 71-66 | A | | | |
| 01/09/78 | W, 93-86 | A | | | |
| 02/04/78 | W, 74-73 (OT) | H | | | |
| 01/08/79 | L, 77-81 | H | | | |
| 02/03/79 | L, 83-84 | A | | | |
| 03/02/79 | L, 81-90 | A | | | |
| 01/31/80 | L, 67-79 | A | | | |
| 02/23/80 | W, 79-64 | H | | | |
| 01/05/81 | W, 53-42 | H | | | |
| 01/31/81 | L, 53-55 | A | | | |
| 12/12/81 | W, 69-51 | A | | | |
| 02/27/82 | W, 62-55 | H | | | |
| 12/18/82 | L, 52-57 | A | | | |
| 03/05/83 | W, 83-70 | H | | | |
| 01/14/84 | L, 58-63 | A | | | |
| 02/18/84 | W, 64-61 | H | | | |
| 01/14/85 | W, 45-43 | H | | | |
| 02/18/85 | L, 67-69 (OT) | A | | | |
| 01/20/86 | W, 66-57 | A | | | |
| 02/22/86 | W, 84-74 | H | | | |
| 03/03/86 | W, 88-65 | H | | | |
| 01/19/87 | W, 89-83 | H | | | |
| 02/21/87 | L, 86-89 | A | | | |
| 02/01/88 | L, 70-88 | A | | | |
| 02/12/88 | W, 87-75 | H | | | |
| 01/21/89 | W, 82-67 | H | | | |
| 02/20/89 | W, 81-63 | A | | | |
| 03/08/89 | W, 81-64 | N | | | |
| 01/29/90 | L, 51-67 | A | | | |
| 02/10/90 | L, 66-81 | H | | | |
| 03/03/90 | L, 52-65 | A | | | |
| 01/19/91 | L, 73-83 | A | | | |
| 02/18/91 | L, 74-79 | H | | | |
| 03/06/91 | W, 83-66 | N | | | |
| 01/27/92 | W, 73-68 | H | | | |
| 02/08/92 | L, 79-86 | A | | | |
| 01/11/93 | L, 65-80 | H | | | |
| 02/22/93 | L, 46-66 | A | | | |
| 01/22/94 | L, 72-88 | A | | | |
| 02/28/94 | W, 82-75 | H | | | |

ERSKINE (2-0)

H: 2-0 ♦ A: 0-0 ♦ N: 0-0

| | | |
|----------|----------|---|
| 12/22/97 | W, 74-70 | H |
| 11/21/98 | W, 83-59 | H |

ETSU (36-24)

H: 17-8 ♦ A: 13-9 ♦ N: 3-1

| | | |
|----------|---------------|---|
| 1949-50 | W, 63-57 | |
| 1950-51 | L, 62-72 | |
| 1951-52 | L, 65-70 | |
| 1951-52 | W, 66-64 | |
| 1951-52 | W, 52-46 | N |
| 1952-53 | L, 62-82 | |
| 1952-53 | L, 64-73 | |
| 1954-55 | L, 63-78 | |
| 1954-55 | L, 79-82 | |
| 1955-56 | L, 73-84 | |
| 1955-56 | W, 80-57 | N |
| 01/21/57 | W, 61-55 | H |
| 02/09/57 | W, 79-61 | A |
| 02/23/57 | W, 83-74 | N |
| 02/01/58 | W, 62-57 | H |
| 02/22/58 | W, 72-59 | A |
| 02/09/59 | L, 66-68 | H |
| 02/17/59 | W, 64-62 | H |
| 01/09/60 | W, 80-76 | H |
| 02/22/60 | L, 106-123 | A |
| 01/07/61 | W, 100-90 | A |
| 02/20/61 | W, 83-73 | H |
| 01/06/62 | W, 58-55 (OT) | H |
| 02/13/62 | L, 70-78 | A |
| 01/05/63 | W, 59-57 | A |
| 01/25/63 | L, 57-80 | H |
| 01/11/64 | W, 59-54 | A |
| 02/05/64 | L, 70-88 | H |
| 01/25/65 | W, 100-99 | H |
| 03/01/65 | L, 74-106 | A |
| 01/22/66 | W, 74-72 | A |
| 02/19/66 | W, 102-96 | H |
| 12/20/66 | L, 72-86 | H |
| 01/07/67 | W, 45-43 | A |
| 02/13/67 | L, 68-69 | H |
| 01/06/68 | W, 72-63 | H |
| 02/12/68 | L, 74-100 | A |
| 01/06/69 | L, 84-91 | A |
| 02/17/69 | W, 82-78 | H |

ALL-TIME RECORD BY STATE

| State | W-L | Pct. |
|----------------|---------|-------|
| Alabama | 82-60 | .577 |
| Alaska | 1-0 | 1.000 |
| Arizona | 2-0 | 1.000 |
| Arkansas | 30-27 | .526 |
| California | 7-6 | .538 |
| Colorado | 10-8 | .556 |
| Connecticut | 0-0 | ---- |
| D.C. | 1-0 | 1.000 |
| Delaware | 1-0 | 1.000 |
| Florida | 66-28 | .702 |
| Georgia | 41-11 | .788 |
| Hawaii | 1-0 | 1.000 |
| Idaho | 0-0 | ---- |
| Illinois | 10-9 | .526 |
| Indiana | 11-8 | .579 |
| Iowa | 1-0 | 1.000 |
| Kansas | 0-3 | .000 |
| Kentucky | 198-331 | .374 |
| Louisiana | 54-43 | .557 |
| Maine | 0-1 | .000 |
| Maryland | 1-0 | 1.000 |
| Massachusetts | 1-1 | .500 |
| Michigan | 3-3 | .500 |
| Minnesota | 2-4 | .333 |
| Mississippi | 23-19 | .548 |
| Missouri | 13-18 | .419 |
| Montana | 2-0 | 1.000 |
| Nebraska | 1-2 | .333 |
| Nevada | 0-1 | .000 |
| New Hampshire | 0-0 | ---- |
| New Jersey | 2-1 | .667 |
| New Mexico | 3-6 | .333 |
| New York | 4-5 | .444 |
| North Carolina | 32-20 | .615 |
| North Dakota | 0-0 | ---- |
| Ohio | 39-33 | .542 |
| Oklahoma | 6-7 | .462 |
| Oregon | 2-1 | .667 |
| Pennsylvania | 5-3 | .625 |
| Rhode Island | 1-2 | .333 |
| South Carolina | 13-10 | .565 |
| South Dakota | 2-1 | .667 |
| Tennessee | 483-370 | .566 |
| Texas | 55-41 | .573 |
| Utah | 1-1 | .500 |
| Vermont | 1-0 | 1.000 |
| Virginia | 18-14 | .563 |
| Washington | 0-0 | ---- |
| West Virginia | 17-10 | .630 |
| Wisconsin | 2-0 | 1.000 |
| Wyoming | 1-1 | .500 |
| Puerto Rico | 1-0 | 1.000 |





- ALL-TIME SERIES RECORD -

| | | |
|----------|----------|---|
| 01/03/70 | L, 51-54 | H |
| 02/16/70 | W, 66-64 | A |
| 01/04/71 | L, 72-80 | A |
| 02/13/71 | W, 72-71 | H |
| 01/15/72 | W, 74-68 | H |
| 02/14/72 | W, 64-40 | A |
| 01/15/73 | W, 71-68 | A |
| 02/10/73 | W, 71-58 | H |
| 01/14/74 | W, 82-63 | H |
| 02/09/74 | L, 76-80 | A |
| 01/11/75 | W, 80-74 | A |
| 02/10/75 | W, 85-81 | H |
| 01/19/76 | W, 79-60 | H |
| 02/14/76 | L, 74-88 | A |
| 01/08/77 | W, 52-51 | A |
| 02/07/77 | W, 78-67 | H |
| 01/16/78 | W, 68-61 | H |
| 02/13/78 | W, 62-53 | A |
| 11/16/98 | L, 59-64 | H |
| 11/28/98 | L, 64-80 | A |
| 11/27/20 | L, 43-57 | H |

EVANSVILLE (2-1)

H: 1-0 ♦ A: 0-1 ♦ N: 1-0

| | | |
|----------|----------|---|
| 11/24/10 | W, 82-70 | H |
| 12/18/10 | L, 79-81 | A |
| 11/27/16 | W, 66-55 | N |

FSK (1-0)

H: 1-0 ♦ A: 0-0 ♦ N: 0-0

| | | |
|----------|-----------|---|
| 12/09/13 | W, 115-65 | H |
|----------|-----------|---|

FIU (34-12)

H: 17-5 ♦ A: 16-6 ♦ N: 1-1

| | | |
|----------|----------|---|
| 01/07/91 | W, 86-72 | H |
| 02/02/91 | W, 94-77 | A |
| 01/11/01 | L, 59-61 | H |
| 02/03/01 | L, 61-66 | A |
| 01/05/02 | L, 60-67 | A |
| 02/02/02 | W, 71-69 | H |
| 02/01/03 | W, 60-58 | H |
| 02/22/03 | W, 80-70 | A |
| 02/07/04 | W, 54-53 | A |
| 03/01/04 | W, 60-42 | H |
| 02/05/05 | W, 82-69 | H |
| 02/28/05 | W, 91-81 | A |
| 02/04/06 | W, 66-64 | A |
| 02/27/06 | W, 82-58 | H |
| 12/31/06 | W, 60-46 | A |
| 02/15/07 | L, 67-69 | H |
| 12/18/07 | W, 72-63 | H |
| 02/09/08 | L, 60-66 | A |
| 01/10/09 | W, 68-63 | H |
| 02/26/09 | W, 71-66 | A |
| 01/14/10 | L, 58-65 | H |
| 02/25/10 | W, 74-71 | A |
| 01/29/11 | W, 79-70 | A |
| 02/12/11 | W, 80-68 | H |
| 03/06/11 | W, 73-38 | N |
| 12/29/11 | W, 71-66 | H |

| | | |
|----------|---------------|---|
| 01/12/12 | W, 70-59 | A |
| 12/29/12 | W, 69-52 | H |
| 01/31/13 | W, 66-64 | A |
| 03/10/13 | L, 57-61 | N |
| 02/08/14 | W, 70-68 | A |
| 01/08/15 | W, 65-52 | H |
| 03/05/15 | L, 54-59 | A |
| 02/06/16 | W, 67-66 | H |
| 03/05/16 | W, 61-58 | A |
| 01/19/17 | W, 65-52 | A |
| 03/02/17 | W, 70-67 | H |
| 01/04/18 | W, 71-66 (OT) | A |
| 01/03/19 | L, 76-83 | H |
| 01/18/20 | L, 69-83 | A |
| 01/08/21 | L, 55-68 | H |
| 01/09/21 | W, 67-56 | H |
| 01/15/22 | W, 50-39 | H |
| 02/17/22 | W, 71-65 | A |
| 01/28/23 | L, 74-82 | A |
| 02/18/23 | W, 69-58 | H |

FLORIDA (0-2)

H: 0-0 ♦ A: 0-1 ♦ N: 0-1

| | | |
|----------|----------|---|
| 11/18/12 | L, 45-66 | N |
| 11/21/13 | L, 59-79 | A |

FLORIDA ATLANTIC (22-10)

H: 11-3 ♦ A: 10-6 ♦ N: 1-1

| | | |
|----------|---------------|---|
| 12/21/05 | W, 90-76 | N |
| 01/10/07 | W, 72-68 | A |
| 02/24/07 | W, 79-59 | H |
| 01/09/08 | W, 61-57 | H |
| 02/23/08 | L, 67-75 | A |
| 01/08/09 | W, 59-57 | H |
| 02/21/09 | W, 74-68 | H |
| 01/16/10 | L, 60-61 | H |
| 02/27/10 | W, 66-57 | A |
| 01/13/11 | L, 61-71 | H |
| 01/27/11 | L, 51-62 | A |
| 01/14/12 | W, 67-54 | A |
| 02/18/12 | W, 72-59 | H |
| 01/10/13 | W, 62-52 | H |
| 02/02/13 | W, 73-56 | A |
| 02/06/14 | W, 67-63 | A |
| 01/10/15 | W, 82-58 | H |
| 03/07/15 | W, 77-54 | A |
| 02/04/16 | W, 85-73 | H |
| 03/03/16 | W, 76-59 | A |
| 01/21/17 | W, 86-57 | A |
| 03/04/17 | W, 93-59 | H |
| 01/06/18 | W, 61-57 | A |
| 01/05/19 | L, 56-63 | H |
| 01/16/20 | L, 94-97 (OT) | A |
| 03/04/21 | L, 50-80 | A |
| 03/05/21 | L, 54-63 | A |
| 01/13/22 | W, 70-57 | H |
| 02/19/22 | W, 87-79 | A |
| 01/26/23 | L, 67-85 | A |
| 02/16/23 | W, 74-70 | H |
| 03/10/23 | L, 65-68 | N |

FLORIDA GULF COAST (2-0)

H: 1-0 ♦ A: 1-0 ♦ N: 0-0

| | | |
|----------|----------|---|
| 11/21/17 | W, 85-72 | H |
| 12/2/17 | W, 81-76 | A |

FLORIDA STATE (1-0)

H: 0-0 ♦ A: 0-0 ♦ N: 1-0

| | | |
|----------|----------|---|
| 03/16/89 | W, 97-83 | N |
|----------|----------|---|

FREED-HARDEMAN (2-0)

H: 2-0 ♦ A: 0-0 ♦ N: 0-0

| | | |
|----------|-----------|---|
| 01/02/86 | W, 118-53 | H |
| 12/18/06 | W, 92-48 | H |

FURMAN (0-1)

H: 0-1 ♦ A: 0-0 ♦ N: 0-0

| | | |
|----------|----------|---|
| 12/12/10 | L, 61-76 | H |
|----------|----------|---|

GEORGIA (1-1)

H: 0-1 ♦ A: 0-0 ♦ N: 1-0

| | | |
|----------|----------|---|
| 11/25/83 | L, 67-83 | H |
| 03/22/88 | W, 69-59 | N |

GEORGIA COLLEGE (5-0)

H: 5-0 ♦ A: 0-0 ♦ N: 0-0

| | | |
|----------|---------------|---|
| 12/05/77 | W, 92-54 | H |
| 12/02/78 | W, 74-54 | H |
| 01/02/84 | W, 82-53 | H |
| 11/23/84 | W, 65-63 (OT) | H |
| 12/10/87 | W, 79-73 | H |

GEORGIA SOUTHERN (3-2)

H: 2-1 ♦ A: 1-1 ♦ N: 0-0

| | | |
|----------|---------------|---|
| 12/19/63 | W, 88-83 | H |
| 01/17/84 | L, 54-55 | H |
| 01/30/85 | L, 64-72 | A |
| 12/01/90 | W, 80-77 | A |
| 12/20/90 | W, 80-76 (OT) | H |

GEORGIA SOUTHWESTERN (1-0)

H: 1-0 ♦ A: 0-0 ♦ N: 0-0

| | | |
|----------|----------|---|
| 12/09/77 | W, 79-58 | H |
|----------|----------|---|

GEORGIA STATE (8-4)

H: 3-1 ♦ A: 4-3 ♦ N: 1-0

| | | |
|----------|----------|---|
| 01/25/71 | W, 72-61 | A |
| 02/07/72 | W, 98-59 | H |
| 01/17/73 | L, 62-67 | A |
| 12/22/80 | W, 74-58 | A |
| 12/17/81 | W, 62-49 | H |
| 02/01/83 | L, 60-73 | H |
| 02/23/83 | W, 76-69 | A |
| 11/26/83 | W, 70-58 | N |
| 12/21/83 | W, 66-57 | A |
| 02/04/84 | W, 84-61 | H |
| 12/22/15 | L, 62-64 | A |
| 12/21/16 | L, 56-64 | A |



HISTORY/RECORDS

- ALL-TIME SERIES RECORD -

GRAMBLING (2-0)

H: 1-0 ♦ A: 1-0 ♦ N: 0-0

| | | |
|----------|-----------|---|
| 12/04/90 | W, 96-87 | H |
| 02/06/91 | W, 114-85 | A |

GRAND CANYON (1-0)

H: 0-0 ♦ A: 0-0 ♦ N: 1-0

| | | |
|----------|----------|---|
| 12/30/13 | W, 79-56 | N |
|----------|----------|---|

GREEN BAY (1-0)

H: 1-0 ♦ A: 0-0 ♦ N: 0-0

| | | |
|----------|----------|---|
| 12/05/74 | W, 73-57 | H |
|----------|----------|---|

HOFSTRA (1-0)

H: 0-0 ♦ A: 0-0 ♦ N: 1-0

| | | |
|----------|----------|---|
| 11/25/22 | W, 64-54 | N |
|----------|----------|---|

HOUSTON (0-2)

H: 0-1 ♦ A: 0-1 ♦ N: 0-0

| | | |
|----------|----------|---|
| 12/01/07 | L, 68-83 | A |
| 12/02/08 | L, 67-70 | H |

HOUSTON CHRISTIAN (3-1)

H: 2-0 ♦ A: 1-1 ♦ N: 0-0

| | | |
|----------|-----------|---|
| 11/16/08 | W, 80-63 | H |
| 02/07/09 | W, 89-77 | A |
| 02/13/10 | W, 109-79 | H |
| 02/22/11 | L, 68-70 | A |

HOWARD (1-0)

H: 1-0 ♦ A: 0-0 ♦ N: 0-0

| | | |
|----------|----------|---|
| 12/22/10 | W, 69-51 | H |
|----------|----------|---|

HUNTINGDON (1-1)

H: 1-0 ♦ A: 0-1 ♦ N: 0-0

| | | |
|----------|----------|---|
| 01/19/63 | W, 79-74 | H |
| 02/14/63 | L, 72-87 | A |

INDIANA STATE (2-2)

H: 2-0 ♦ A: 0-2 ♦ N: 0-0

| | | |
|----------|---------------|---|
| 11/25/95 | W, 81-78 | H |
| 12/19/96 | L, 66-92 | A |
| 11/26/05 | L, 79-85 (OT) | A |
| 11/30/06 | W, 65-58 | H |

IPFW (4-0)

H: 2-0 ♦ A: 2-0 ♦ N: 0-0

| | | |
|----------|----------|---|
| 01/31/02 | W, 90-80 | A |
| 01/28/03 | W, 71-52 | H |
| 01/06/04 | W, 72-65 | H |
| 01/05/05 | W, 66-61 | A |

IUPUI (2-1)

H: 2-0 ♦ A: 0-1 ♦ N: 0-0

| | | |
|----------|----------|---|
| 12/02/00 | L, 70-78 | A |
| 11/21/01 | W, 76-72 | H |
| 12/07/02 | W, 64-60 | H |

JACKSONVILLE (0-1)

H: 0-0 ♦ A: 0-0 ♦ N: 0-0

| | | |
|----------|----------|--|
| 12/14/61 | L, 76-78 | |
|----------|----------|--|

JACKSONVILLE STATE (3-1)

H: 0-0 ♦ A: 0-0 ♦ N: 0-0

| | | |
|---------|----------|--|
| 1938-39 | L, 45-62 | |
| 1939-40 | W, 55-34 | |
| 1940-41 | W, 37-31 | |
| 1941-42 | W, 35-20 | |

KANSAS (0-3)

H: 0-1 ♦ A: 0-2 ♦ N: 0-0

| | | |
|----------|-----------|---|
| 12/13/97 | L, 68-103 | A |
| 12/05/99 | L, 77-97 | H |
| 11/27/00 | L, 66-92 | A |

KENNESAW STATE (6-0)

H: 6-0 ♦ A: 0-0 ♦ N: 0-0

| | | |
|----------|-----------|---|
| 01/08/87 | W, 98-70 | H |
| 01/02/88 | W, 103-71 | H |
| 11/28/88 | W, 93-56 | H |
| 12/16/89 | W, 75-62 | H |
| 11/26/90 | W, 97-77 | H |
| 12/27/02 | W, 66-62 | H |

KENT STATE (0-1)

H: 0-1 ♦ A: 0-0 ♦ N: 0-0

| | | |
|----------|----------|---|
| 03/18/15 | L, 56-68 | H |
|----------|----------|---|

KENTUCKY (1-0)

H: 0-0 ♦ A: 0-0 ♦ N: 1-0

| | | |
|----------|----------|---|
| 03/11/82 | W, 50-44 | N |
|----------|----------|---|

KENTUCKY WESLEYAN (1-4)

H: 0-3 ♦ A: 1-1 ♦ N: 0-1

| | | |
|----------|----------|---|
| 01/05/57 | L, 58-65 | A |
| 12/09/57 | L, 69-79 | H |
| 12/13/58 | L, 70-77 | N |
| 12/30/58 | W, 78-72 | A |
| 02/21/59 | L, 73-84 | H |
| 02/18/60 | L, 82-92 | H |

KING COLLEGE (1-0)

H: 1-0 ♦ A: 0-0 ♦ N: 0-0

| | | |
|----------|----------|---|
| 11/13/09 | W, 93-73 | H |
|----------|----------|---|

LA TECH (7-13)

H: 5-4 ♦ A: 2-9 ♦ N: 0-0

| | | |
|----------|----------|---|
| 12/12/59 | L, 63-81 | A |
| 12/15/87 | L, 63-64 | H |
| 01/07/88 | L, 67-72 | A |
| 12/20/88 | W, 91-87 | H |
| 01/12/89 | L, 71-72 | A |
| 12/09/89 | L, 77-98 | A |
| 01/11/90 | W, 84-75 | H |
| 01/25/01 | L, 55-75 | A |
| 02/15/01 | L, 53-68 | H |
| 02/27/14 | L, 39-55 | A |
| 01/17/15 | L, 68-75 | A |

| | | |
|----------|----------|---|
| 02/07/15 | L, 62-73 | H |
| 02/11/16 | L, 63-73 | A |
| 01/28/17 | W, 71-61 | H |
| 01/11/18 | W, 72-57 | H |
| 02/17/18 | W, 87-70 | A |
| 01/12/19 | L, 56-73 | A |
| 01/23/20 | L, 73-80 | H |
| 01/21/23 | W, 68-51 | H |
| 02/25/23 | W, 63-49 | H |

LAMAR (1-0)

H: 1-0 ♦ A: 0-0 ♦ N: 0-0

| | | |
|----------|----------|---|
| 11/19/09 | W, 74-66 | H |
|----------|----------|---|

LAMBUTH (1-0)

H: 1-0 ♦ A: 0-0 ♦ N: 0-0

| | | |
|----------|----------|---|
| 11/19/04 | W, 95-54 | H |
|----------|----------|---|

LEES-MCRAE (1-0)

H: 1-0 ♦ A: 0-0 ♦ N: 0-0

| | | |
|----------|----------|---|
| 11/06/18 | W, 91-69 | H |
|----------|----------|---|

LEHIGH (1-0)

H: 0-0 ♦ A: 0-0 ♦ N: 1-0

| | | |
|----------|----------|---|
| 12/04/92 | W, 89-73 | N |
|----------|----------|---|

LINCOLN MEMORIAL (11-5)

H: 0-0 ♦ A: 0-0 ♦ N: 0-0

| | | |
|-----------|-----------|--|
| 1947-48 | W, 46-44 | |
| 1948-49 | L, 57-61 | |
| 1948-49 | L, 52-59 | |
| 1949-50 | W, 52-43 | |
| 1949-50 | L, 59-61 | |
| 1950-51 | W, 57-53 | |
| 1950-51 | L, 57-61 | |
| 1951-52 | W, 51-48 | |
| 1951-52 | W, 55-53 | |
| 1951-52 | W, 87-65 | |
| A 1953-54 | W, 82-55 | |
| 1953-54 | W, 85-72 | |
| 1954-55 | L, 70-77 | |
| 1954-55 | W, 92-91 | |
| 1954-55 | W, 85-79 | |
| 12/17/86 | W, 116-92 | |

LIPSCOMB (32-31)

H: 10-1 ♦ A: 3-2 ♦ N: 2-2

| | | |
|-----------|----------|--|
| 1937-38 | L, 29-48 | |
| 1937-38 | L, 41-49 | |
| 1938-39 | L, 53-66 | |
| A 1938-39 | W, 31-21 | |
| 1939-40 | W, 48-21 | |
| 1939-40 | W, 56-33 | |
| A 1940-41 | L, 55-56 | |
| 1940-41 | W, 45-38 | |
| 1941-42 | L, 20-29 | |
| 1941-42 | W, 53-42 | |
| 1945-46 | W, Inc. | |
| 1946-47 | W, 56-51 | |





- ALL-TIME SERIES RECORD -

| | | |
|----------|---------------|---|
| 1946-47 | L, 38-46 | |
| 1946-47 | W, 49-38 | |
| 1947-48 | W, 66-53 | |
| 1947-48 | L, 36-43 | |
| 1947-48 | L, 42-58 | N |
| 1948-49 | L, 50-56 | |
| 1948-49 | W, 48-34 | |
| 1948-49 | L, 55-59 | N |
| 1949-50 | L, 41-46 | |
| 1949-50 | W, 44-40 | |
| 1949-50 | W, 61-55 | |
| 1950-51 | L, 50-73 | |
| 1950-51 | L, 38-88 | |
| 1951-52 | W, 57-44 | |
| 1951-52 | L, 53-65 | |
| 1952-53 | L, 60-61 | |
| 1952-53 | W, 69-57 | |
| 1952-53 | L, 75-85 | |
| 1953-54 | W, 83-70 | |
| 1953-54 | L, 73-66 | N |
| 1954-55 | L, 75-90 | |
| 1954-55 | W, 79-68 | |
| 1955-56 | W, 88-66 | |
| 1955-56 | L, 75-76 (OT) | |
| 1955-56 | W, 75-69 | N |
| 02/02/57 | W, 75-73 (OT) | A |
| 02/14/57 | W, 75-43 | H |
| 01/07/58 | W, 68-61 | H |
| 01/28/58 | W, 77-65 | H |
| 12/02/58 | W, 79-52 | H |
| 01/05/59 | L, 82-84 | A |
| 12/01/59 | W, 109-73 | H |
| 01/23/60 | W, 96-78 | H |
| 01/12/61 | L, 66-68 (OT) | A |
| 02/18/61 | W, 94-74 | H |
| 12/30/74 | W, 82-50 | H |
| 12/30/78 | W, 91-72 | H |
| 11/25/91 | W, 79-66 | H |
| 11/16/07 | W, 68-62 | H |
| 12/01/18 | L, 74-84 | H |
| 11/09/19 | W, 73-70 | A |

LITTLE ROCK (13-13)

H: 7-4 ♦ A: 6-7 ♦ N: 0-2

| | | |
|----------|----------|---|
| 12/01/76 | W, 85-54 | H |
| 12/04/85 | L, 70-72 | N |
| 12/22/86 | W, 66-63 | H |
| 11/23/91 | W, 61-60 | A |
| 01/20/01 | L, 53-66 | H |
| 01/29/01 | L, 53-66 | A |
| 01/26/02 | W, 68-65 | H |
| 02/09/02 | L, 52-71 | A |
| 01/11/03 | L, 62-71 | A |
| 02/15/03 | L, 58-74 | H |
| 01/17/04 | L, 66-68 | H |
| 02/21/04 | L, 54-59 | A |
| 01/10/05 | W, 85-50 | H |
| 01/15/05 | L, 62-69 | A |
| 01/14/06 | L, 66-68 | H |
| 02/18/06 | W, 68-58 | A |

| | | |
|----------|----------|---|
| 01/20/07 | W, 61-60 | A |
| 02/07/08 | W, 63-46 | A |
| 01/17/09 | L, 65-70 | A |
| 01/09/10 | W, 66-52 | A |
| 02/19/11 | L, 58-62 | A |
| 03/07/11 | L, 56-65 | N |
| 02/11/12 | W, 68-60 | H |
| 01/17/13 | W, 82-50 | H |
| 02/16/13 | W, 66-61 | A |
| 11/18/13 | W, 76-59 | H |

LOUISIANA (13-7)

H: 8-2 ♦ A: 4-3 ♦ N: 1-2

| | | |
|----------|---------------|---|
| 01/23/59 | W, 85-79 | A |
| 12/05/59 | W, 81-72 | H |
| 12/09/60 | L, 64-66 | H |
| 02/17/01 | L, 57-85 | A |
| 01/12/02 | W, 69-64 | H |
| 01/25/03 | L, 65-71 | A |
| 01/31/04 | L, 64-74 | H |
| 03/08/04 | L, 66-70 | N |
| 01/29/05 | L, 44-54 | A |
| 03/06/05 | L, 57-71 | N |
| 01/28/06 | W, 73-59 | H |
| 01/27/07 | W, 71-59 | H |
| 01/31/08 | W, 57-51 | A |
| 01/29/09 | W, 83-76 | H |
| 01/02/10 | W, 68-58 | H |
| 01/08/11 | W, 73-64 (OT) | A |
| 01/07/12 | W, 65-53 | H |
| 11/29/12 | W, 72-58 | A |
| 01/19/13 | W, 82-60 | H |
| 03/09/13 | W, 81-66 | N |

LOUISVILLE (0-3)

H: 0-0 ♦ A: 0-2 ♦ N: 0-1

| | | |
|----------|----------|---|
| 03/13/82 | L, 56-81 | N |
| 12/20/05 | L, 68-76 | A |
| 03/18/18 | L, 68-84 | A |

LOYOLA (IL) (0-1)

H: 0-0 ♦ A: 0-1 ♦ N: 0-0

| | | |
|----------|-----------|---|
| 12/14/64 | L, 85-117 | A |
|----------|-----------|---|

LOYOLA MARYMOUNT (1-0)

H: 0-0 ♦ A: 1-0 ♦ N: 0-0

| | | |
|----------|----------|---|
| 11/13/11 | W, 58-51 | A |
|----------|----------|---|

LSU (0-1)

H: 0-0 ♦ A: 0-1 ♦ N: 0-0

| | | |
|----------|----------|---|
| 11/27/91 | L, 65-96 | A |
|----------|----------|---|

LYON (1-0)

H: 1-0 ♦ A: 0-0 ♦ N: 0-0

| | | |
|----------|----------|---|
| 12/03/94 | W, 75-68 | H |
|----------|----------|---|

MACMURRAY (3-1)

H: 2-1 ♦ A: 1-0 ♦ N: 0-0

| | | |
|----------|----------|---|
| 01/03/63 | L, 68-77 | H |
| 01/02/64 | W, 98-84 | H |

| | | |
|----------|-----------|---|
| 12/04/71 | W, 77-74 | A |
| 01/10/73 | W, 113-75 | H |

MAINE (0-1)

H: 0-0 ♦ A: 0-0 ♦ N: 0-1

| | | |
|----------|---------------|---|
| 12/29/13 | L, 85-89 (OT) | N |
|----------|---------------|---|

MARIST (1-1)

H: 1-0 ♦ A: 0-1 ♦ N: 0-0

| | | |
|----------|----------|---|
| 11/24/98 | L, 61-65 | A |
| 11/27/99 | W, 76-55 | H |

MARS HILL (1-0)

H: 1-0 ♦ A: 0-0 ♦ N: 0-0

| | | |
|----------|----------|---|
| 11/13/19 | W, 96-82 | H |
|----------|----------|---|

MARSHALL (13-9)

H: 7-2 ♦ A: 4-7 ♦ N: 2-0

| | | |
|----------|-----------|---|
| 02/25/76 | W, 99-82 | A |
| 02/02/77 | W, 94-87 | H |
| 12/20/86 | L, 85-87 | A |
| 12/22/87 | W, 91-80 | H |
| 11/17/09 | L, 60-63 | A |
| 03/13/12 | W, 86-78 | H |
| 02/22/14 | W, 56-53 | A |
| 02/19/15 | W, 90-51 | H |
| 01/28/16 | L, 66-82 | A |
| 02/27/16 | W, 83-74 | H |
| 03/11/16 | W, 99-90 | N |
| 01/12/17 | W, 69-57 | H |
| 02/18/17 | W, 97-86 | A |
| 03/11/17 | W, 83-72 | N |
| 01/18/18 | L, 63-73 | A |
| 03/03/18 | L, 67-76 | H |
| 02/16/19 | L, 93-98 | H |
| 01/09/20 | L, 75-79 | A |
| 02/12/21 | L, 79-107 | A |
| 02/13/21 | L, 85-96 | A |
| 01/27/22 | W, 81-79 | A |
| 02/24/22 | W, 74-65 | H |

MARYVILLE (2-0)

H: 2-0 ♦ A: 0-0 ♦ N: 0-0

| | | |
|----------|-----------|---|
| 11/05/19 | W, 119-61 | H |
| 12/03/22 | W, 69-46 | H |

MCNEESE STATE (3-3)

H: 2-1 ♦ A: 1-2 ♦ N: 0-0

| | | |
|----------|----------|---|
| 12/10/58 | L, 49-50 | H |
| 01/24/59 | L, 54-75 | A |
| 12/18/78 | W, 67-61 | H |
| 01/05/80 | L, 53-65 | A |
| 12/20/86 | W, 86-80 | H |
| 12/22/87 | W, 84-69 | A |

MEMPHIS (15-27)

H: 0-0 ♦ A: 0-6 ♦ N: 0-2

| | | |
|---------|----------|--|
| 1929-30 | L, 21-41 | |
| 1932-33 | W, Inc. | |
| 1933-34 | W, 45-33 | |



- ALL-TIME SERIES RECORD -

| | | |
|----------|----------|---|
| 1933-34 | W, 36-18 | |
| 1934-35 | W, 33-31 | |
| 1934-35 | L, 23-33 | |
| 1935-36 | W, 42-35 | |
| 1935-36 | W, 40-34 | |
| 1936-37 | W, 33-24 | |
| 1936-37 | L, 33-52 | |
| 1937-38 | W, 30-29 | |
| 1937-38 | W, 44-43 | |
| 1938-39 | W, 41-31 | |
| 1938-39 | W, 39-31 | |
| 1939-40 | W, 52-35 | |
| 1939-40 | L, 31-41 | |
| 1940-41 | L, 28-37 | |
| 1940-41 | L, 36-52 | |
| 1941-42 | L, 29-70 | |
| 1941-42 | W, 36-25 | |
| 1946-47 | L, 38-46 | |
| 1946-47 | L, 37-47 | |
| 1947-48 | L, 45-53 | |
| 1947-48 | L, 46-52 | |
| 1948-49 | W, 68-56 | |
| 1949-50 | L, 50-64 | |
| 1951-52 | L, 57-92 | |
| 1951-52 | L, 46-61 | |
| 1951-52 | L, 39-52 | |
| 1952-53 | W, 77-62 | |
| 1953-54 | L, 68-75 | |
| 1953-54 | L, 65-82 | |
| 1954-55 | L, 80-95 | |
| 1954-55 | L, 86-91 | |
| 02/15/61 | L, 61-81 | A |
| 11/30/83 | L, 47-74 | A |
| 12/05/84 | L, 77-90 | A |
| 11/30/85 | L, 63-73 | N |
| 12/08/90 | L, 60-75 | A |
| 01/04/06 | L, 50-83 | A |
| 12/23/06 | L, 46-86 | A |
| 12/15/07 | L, 41-65 | N |

MERCER (6-3)

H: 2-1 ♦ A: 3-0 ♦ N: 1-0

| | | |
|----------|---------------|---|
| 1925-26 | L, 28-30 | |
| 1927-28 | L, 28-33 | |
| 12/23/75 | W, 83-72 | H |
| 01/03/77 | W, 59-55 (OT) | A |
| 02/08/79 | L, 61-64 (OT) | H |
| 02/14/79 | W, 62-61 | A |
| 12/15/79 | W, 63-62 | A |
| 12/22/79 | W, 81-63 | H |
| 11/24/21 | W, 82-58 | N |

MIAMI (FL) (0-1)

H: 0-0 ♦ A: 0-0 ♦ N: 0-1

| | | |
|----------|----------|---|
| 12/25/17 | L, 81-84 | N |
|----------|----------|---|

MIAMI (OH) (1-0)

H: 0-0 ♦ A: 0-0 ♦ N: 1-0

| | | |
|----------|----------|---|
| 12/19/87 | W, 81-72 | N |
|----------|----------|---|

MICHIGAN (1-0)
H: 1-0 ♦ A: 0-0 ♦ N: 0-0

| | | |
|----------|----------|---|
| 12/29/86 | W, 85-83 | H |
|----------|----------|---|

MICHIGAN STATE (1-1)

H: 0-0 ♦ A: 0-1 ♦ N: 1-0

| | | |
|----------|----------|---|
| 12/19/77 | L, 51-72 | A |
| 03/18/16 | W, 90-81 | N |

MIDWESTERN STATE (0-1)

H: 0-0 ♦ A: 0-1 ♦ N: 0-0

| | | |
|----------|----------|---|
| 12/20/57 | L, 65-84 | A |
|----------|----------|---|

MILES (1-0)

H: 1-0 ♦ A: 0-0 ♦ N: 0-0

| | | |
|----------|-----------|---|
| 12/08/84 | W, 103-69 | H |
|----------|-----------|---|

MILLIGAN (10-2)

H: 3-0 ♦ A: 1-0 ♦ N: 1-1

| | | |
|----------|-----------|---|
| 1947-48 | L, 53-54 | N |
| 1948-49 | L, 67-90 | |
| 1948-49 | W, 70-62 | |
| 1949-50 | W, 72-58 | |
| 1949-50 | W, 75-73 | |
| 1950-51 | W, 106-93 | N |
| 1951-52 | W, 88-56 | |
| 1951-52 | W, 89-50 | |
| 01/09/57 | W, 84-63 | H |
| 02/08/57 | W, 91-83 | A |
| 11/11/16 | W, 102-64 | H |
| 11/09/18 | W, 102-70 | H |

MINNESOTA (2-4)

H: 0-2 ♦ A: 0-2 ♦ N: 2-0

| | | |
|----------|----------|---|
| 11/23/85 | W, 92-79 | N |
| 12/12/92 | L, 65-88 | A |
| 12/03/93 | L, 76-90 | H |
| 12/31/94 | L, 57-98 | A |
| 03/21/12 | L, 72-78 | H |
| 03/16/17 | W, 81-72 | N |

MISSISSIPPI STATE (0-1)

H: 0-0 ♦ A: 0-1 ♦ N: 0-0

| | | |
|----------|----------|---|
| 12/09/78 | L, 50-85 | A |
|----------|----------|---|

MISS. VALLEY STATE (3-1)

H: 2-0 ♦ A: 1-0 ♦ N: 0-1

| | | |
|----------|----------|---|
| 11/23/90 | W, 89-77 | H |
| 12/07/91 | W, 87-67 | A |
| 11/27/04 | L, 58-71 | N |
| 12/11/04 | W, 75-54 | H |

MISSOURI (0-1)

H: 0-0 ♦ A: 0-1 ♦ N: 0-0

| | | |
|----------|----------|---|
| 12/11/85 | L, 77-81 | A |
|----------|----------|---|

MISSOURI STATE (1-2)

H: 0-0 ♦ A: 1-2 ♦ N: 0-0

| | | |
|----------|----------|---|
| 12/22/08 | W, 63-51 | A |
| 03/17/10 | L, 79-87 | A |

| | | |
|----------|----------|---|
| 11/19/22 | L, 51-75 | A |
|----------|----------|---|

MONTANA (1-0)

H: 0-0 ♦ A: 0-0 ♦ N: 1-0

| | | |
|----------|----------|---|
| 11/22/96 | W, 66-63 | N |
|----------|----------|---|

MONTANA STATE (1-0)

H: 0-0 ♦ A: 0-0 ♦ N: 1-0

| | | |
|----------|----------|---|
| 11/27/22 | W, 72-71 | N |
|----------|----------|---|

MONTREAT (1-0)

H: 1-0 ♦ A: 0-0 ♦ N: 0-0

| | | |
|----------|----------|---|
| 11/27/96 | W, 98-52 | H |
|----------|----------|---|

MOREHEAD STATE (49-51)

H: 32-13 ♦ A: 16-28 ♦ N: 1-1

| | | |
|----------|---------------|---|
| 1952-53 | L, 74-94 | |
| 1952-53 | L, 83-88 | |
| 1953-54 | L, 80-93 | |
| 1953-54 | L, 72-83 | |
| 1954-55 | L, 79-98 | |
| 1954-55 | L, 96-97 | |
| 1954-55 | L, 68-123 | |
| 1955-56 | L, 78-95 | |
| 1955-56 | L, 70-93 | |
| 12/08/56 | L, 72-95 | A |
| 01/28/57 | L, 61-70 | H |
| 01/04/58 | W, 71-68 | H |
| 01/25/58 | L, 79-99 | A |
| 01/17/59 | L, 81-94 | H |
| 01/05/59 | L, 78-101 | A |
| 01/16/60 | L, 82-83 | A |
| 02/01/60 | W, 89-82 | H |
| 12/12/60 | L, 75-85 | A |
| 01/28/61 | L, 66-80 | H |
| 01/27/62 | L, 67-70 | H |
| 02/07/62 | W, 72-69 | A |
| 12/08/62 | L, 59-103 | A |
| 02/16/63 | L, 67-79 | H |
| 12/07/63 | L, 91-96 | H |
| 02/01/64 | W, 92-85 | A |
| 01/09/65 | L, 73-96 | A |
| 02/08/65 | W, 87-82 | H |
| 01/08/66 | L, 64-78 | H |
| 02/14/66 | L, 76-94 | A |
| 01/14/67 | L, 67-91 | H |
| 02/20/67 | L, 62-87 | A |
| 01/13/68 | L, 69-8 | A |
| 02/19/68 | W, 92-88 | H |
| 01/11/69 | W, 93-88 (OT) | H |
| 02/10/69 | L, 74-106 | A |
| 01/10/70 | L, 67-88 | A |
| 02/09/70 | W, 80-64 | H |
| 01/09/71 | W, 71-69 | H |
| 02/22/71 | L, 55-70 | A |
| 01/24/72 | L, 63-64 | A |
| 02/19/72 | L, 68-71 | H |
| 01/20/73 | L, 63-72 | H |
| 02/19/73 | L, 87-89 | A |
| 01/19/74 | L, 77-82 | A |





- ALL-TIME SERIES RECORD -

| | | | | | | | | |
|----------|---------------|---|----------|----------|---|----------|---------------|---|
| 02/18/74 | W, 82-81 | H | 01/20/96 | L, 59-68 | A | 1952-53 | L, 70-79 | N |
| 01/20/75 | W, 91-87 | H | 02/19/96 | W, 73-71 | H | 1953-54 | L, 83-105 | H |
| 02/15/75 | L, 85-89 | A | 01/06/97 | W, 78-72 | A | 1953-54 | L, 77-88 | A |
| 03/07/75 | W, 85-68 | H | 01/30/97 | W, 98-86 | H | 1953-54 | W, 86-84 | N |
| 01/24/76 | L, 63-74 | A | 01/24/98 | W, 77-64 | A | 1954-55 | L, 80-104 | A |
| 02/23/76 | W, 93-67 | H | 02/21/98 | W, 74-61 | H | 1954-55 | L, 73-104 | H |
| 01/17/77 | W, 65-52 | H | 01/21/99 | W, 75-62 | H | 1955-56 | L, 66-86 | H |
| 02/14/77 | L, 67-74 | A | 02/18/99 | L, 74-75 | A | 1955-56 | L, 82-104 | A |
| 03/04/77 | W, 92-70 | N | 01/08/00 | W, 77-73 | A | 01/02/57 | L, 68-98 | H |
| 01/07/78 | W, 92-59 | A | 02/05/00 | W, 69-67 | H | 02/13/57 | W, 80-66 | A |
| 02/06/78 | W, 37-36 | H | | | | 01/15/58 | W, 80-72 | A |
| 01/06/79 | W, 99-97 (OT) | H | | | | 02/05/58 | L, 66-71 | H |
| 02/05/79 | W, 70-66 | A | | | | 01/31/59 | W, 78-66 | H |
| 01/26/80 | L, 66-68 | A | | | | 02/24/59 | W, 84-82 | A |
| 02/02/80 | W, 75-68 | H | | | | 01/05/60 | L, 70-80 | A |
| 01/03/81 | W, 64-57 | H | | | | 02/10/60 | L, 65-78 | H |
| 01/29/81 | L, 60-61 | A | | | | 01/04/61 | L, 58-97 | H |
| 12/10/81 | W, 64-59 | A | | | | 02/08/61 | L, 74-77 | A |
| 02/25/82 | W, 63-52 | H | | | | 01/03/62 | L, 61-83 | A |
| 12/17/82 | L, 84-85 | A | | | | 02/03/62 | L, 68-69 | H |
| 03/04/83 | L, 65-85 | H | | | | 01/02/63 | W, 86-82 | H |
| 01/12/84 | W, 57-54 | A | | | | 02/06/63 | L, 73-109 | A |
| 02/16/84 | L, 73-88 | H | | | | 01/07/64 | L, 68-98 | A |
| 01/12/85 | W, 75-63 | H | | | | 02/10/64 | L, 79-86 | H |
| 02/16/85 | W, 83-67 | A | | | | 02/02/65 | L, 79-80 | H |
| 01/18/86 | W, 107-73 | A | | | | 02/24/65 | L, 89-91 (OT) | A |
| 02/24/86 | W, 80-63 | H | | | | 12/20/65 | L, 65-86 | N |
| 01/17/87 | W, 81-72 | H | | | | 01/04/66 | L, 73-89 | H |
| 02/23/87 | W, 84-74 | A | | | | 02/09/66 | L, 81-107 | A |
| 01/30/88 | W, 100-85 | A | | | | 01/18/67 | L, 93-96 (OT) | H |
| 02/15/88 | W, 109-95 | H | | | | 01/30/67 | L, 75-91 | A |
| 01/23/89 | W, 108-68 | H | | | | 01/04/68 | L, 74-77 | A |
| 02/18/89 | L, 99-101 | A | | | | 01/29/68 | L, 72-91 | H |
| 01/27/90 | W, 67-65 | A | | | | 01/18/69 | L, 68-70 | A |
| 02/12/90 | W, 89-76 | H | | | | 02/05/69 | L, 71-74 | H |
| 01/21/91 | W, 64-58 | A | | | | 02/11/70 | L, 65-88 | A |
| 02/16/91 | W, 70-68 | H | | | | 02/23/70 | L, 72-83 | H |
| 01/25/92 | W, 80-72 | H | | | | 02/08/71 | L, 47-51 | H |
| 02/10/92 | W, 92-85 | A | | | | 03/01/71 | L, 69-92 | A |
| 03/06/92 | L, 80-81 | N | | | | 01/29/72 | L, 64-73 | H |
| 01/09/93 | W, 76-65 | H | | | | 02/28/72 | L, 46-52 | A |
| 02/20/93 | L, 59-81 | A | | | | 01/29/73 | L, 82-90 | H |
| 01/24/94 | L, 58-60 | A | | | | 02/24/73 | L, 68-71 | A |
| 02/26/94 | W, 74-65 | H | | | | 01/28/74 | W, 74-71 | A |
| 01/23/95 | L, 74-87 | H | | | | 02/23/74 | W, 90-79 | H |
| 02/25/95 | L, 61-65 | A | | | | 01/25/75 | W, 84-77 | A |
| | | | | | | 02/24/75 | W, 99-90 | H |
| | | | | | | 02/02/76 | L, 60-71 | A |
| | | | | | | 02/28/76 | W, 86-78 | H |
| | | | | | | 01/22/77 | L, 70-71 | A |
| | | | | | | 02/21/77 | W, 74-70 | H |
| | | | | | | 01/23/78 | W, 78-77 | A |
| | | | | | | 02/18/78 | W, 57-56 | H |
| | | | | | | 01/17/79 | W, 84-71 | H |
| | | | | | | 02/17/79 | W, 69-67 | A |
| | | | | | | 01/19/80 | L, 53-61 | A |
| | | | | | | 02/14/80 | L, 62-68 | H |
| | | | | | | 01/17/81 | L, 70-74 | A |
| | | | | | | 02/12/81 | W, 67-53 | H |
| | | | | | | 03/06/81 | L, 60-62 | N |

MORRIS HARVEY (1-0)
H: 1-0 ♦ A: 0-0 ♦ N: 0-0

MURRAY STATE (39-106)
H: 28-46 ♦ A: 14-55 ♦ N: 3-5

| MIDDLE TENNESSEE'S MOST PLAYED RIVALRIES | | | | | | |
|--|----------|--------|------|--------|---------|--------------|
| Rival | Meetings | W-L | Pct. | Streak | Last 10 | Last Meeting |
| Murray State | 145 | 39-106 | .269 | W1 | 4-6 | 12/21/22 |
| WKU | 144 | 46-98 | .319 | L1 | 5-5 | 02/09/23 |
| Tennessee Tech | 141 | 58-83 | .411 | L2 | 5-5 | 12/06/03 |
| Austin Peay | 138 | 75-63 | .543 | W2 | 4-6 | 11/26/11 |
| Eastern Kentucky | 103 | 42-61 | .408 | W1 | 7-3 | 02/03/00 |
| Morehead State | 100 | 50-50 | .500 | W2 | 8-2 | 02/05/00 |
| Chattanooga | 68 | 32-36 | .471 | L3 | 6-4 | 12/15/22 |
| Tennessee State | 62 | 45-17 | .726 | W1 | 9-1 | 11/18/17 |
| ETSU | 56 | 34-22 | .607 | L3 | 6-4 | 11/27/20 |
| Lipscomb | 53 | 33-20 | .623 | W1 | 8-2 | 11/09/19 |



- ALL-TIME SERIES RECORD -

| | | | | | |
|----------|---------------|---|----------|----------|---|
| 01/21/82 | L, 58-59 | H | 11/18/14 | L, 49-68 | H |
| 02/18/82 | W, 70-53 | A | 11/17/15 | L, 65-76 | A |
| 03/05/82 | W, 56-54 | N | 11/15/16 | W, 87-81 | H |
| 01/21/83 | L, 54-61 | A | 11/13/17 | W, 72-67 | A |
| 02/18/83 | L, 69-80 | H | 12/08/18 | L, 42-64 | H |
| 01/27/84 | L, 76-85 | H | 12/07/19 | L, 52-85 | A |
| 02/11/84 | L, 63-75 | A | 12/02/20 | W, 78-61 | H |
| 01/29/85 | L, 59-63 | A | 12/04/21 | L, 87-93 | A |
| 02/11/85 | W, 65-59 | H | 12/21/22 | W, 83-67 | H |
| 02/28/85 | W, 63-60 | H | | | |
| 01/11/86 | W, 81-68 | H | | | |
| 02/17/86 | L, 86-93 | A | | | |
| 03/07/86 | W, 85-81 | N | | | |
| 01/10/87 | W, 64-57 | A | | | |
| 02/16/87 | W, 90-76 | H | | | |
| 01/23/88 | L, 67-79 | H | | | |
| 02/29/88 | L, 66-82 | A | | | |
| 01/30/89 | L, 67-71 | A | | | |
| 02/11/89 | W, 85-84 | H | | | |
| 01/20/90 | L, 71-80 | H | | | |
| 02/19/90 | W, 81-76 | A | | | |
| 01/14/91 | L, 66-70 | H | | | |
| 02/23/91 | L, 86-91 | A | | | |
| 03/07/91 | L, 67-79 | A | | | |
| 12/14/91 | L, 74-98 | A | | | |
| 02/01/92 | L, 83-84 | H | | | |
| 02/01/93 | L, 73-76 | A | | | |
| 03/01/93 | W, 79-74 | A | | | |
| 01/15/94 | L, 76-102 | A | | | |
| 02/12/94 | L, 86-116 | H | | | |
| 01/14/95 | L, 74-89 | H | | | |
| 02/13/95 | L, 74-87 | A | | | |
| 03/02/95 | L, 67-75 | N | | | |
| 01/29/96 | L, 72-73 | H | | | |
| 02/24/96 | L, 67-80 | A | | | |
| 12/02/96 | W, 85-72 | H | | | |
| 01/25/97 | L, 72-78 | A | | | |
| 02/28/97 | L, 48-74 | N | | | |
| 01/03/98 | W, 76-71 (OT) | H | | | |
| 01/29/98 | L, 75-78 | A | | | |
| 01/04/99 | L, 74-84 | A | | | |
| 01/30/99 | L, 62-81 | H | | | |
| 01/27/00 | W, 81-79 | A | | | |
| 02/24/00 | W, 82-79 | H | | | |
| 12/16/02 | L, 72-79 | H | | | |
| 01/01/03 | L, 64-76 | A | | | |
| 11/26/13 | W, 80-65 | A | | | |

NEBRASKA (1-0)

H: 0-0 ♦ A: 0-0 ♦ N: 1-0

| | | |
|----------|----------|---|
| 12/08/73 | W, 76-65 | N |
|----------|----------|---|

NEW MEXICO (0-1)

H: 0-0 ♦ A: 0-0 ♦ N: 0-1

| | | |
|----------|----------|---|
| 12/29/93 | L, 56-69 | N |
|----------|----------|---|

NEW MEXICO STATE (3-5)

H: 0-3 ♦ A: 2-1 ♦ N: 1-1

| | | |
|----------|----------------|---|
| 12/18/57 | L, 71-82 | A |
| 02/22/01 | L, 60-81 | H |
| 01/10/02 | L, 88-94 (30T) | H |
| 03/03/02 | L, 48-63 | N |
| 01/23/03 | W, 70-68 | A |
| 01/29/04 | L, 76-81 | H |
| 01/27/05 | W, 65-50 | A |
| 03/04/05 | W, 77-63 | N |

NEW ORLEANS (7-9)

H: 3-4 ♦ A: 4-4 ♦ N: 0-1

| | | |
|----------|---------------|---|
| 02/21/82 | L, 68-70 | H |
| 02/28/83 | L, 67-83 | A |
| 12/16/95 | L, 67-69 | H |
| 11/30/96 | L, 54-66 | A |
| 01/27/01 | L, 56-69 | A |
| 03/02/01 | L, 61-66 (OT) | N |
| 12/30/01 | W, 69-64 | A |
| 01/18/03 | W, 77-60 | H |
| 01/24/04 | W, 78-75 | A |
| 01/22/05 | L, 60-66 | H |
| 01/26/06 | W, 86-65 | H |
| 01/13/07 | W, 76-67 | A |
| 01/19/08 | L, 75-82 (OT) | H |
| 01/24/09 | L, 65-69 | A |
| 12/31/10 | W, 63-58 | A |
| 01/28/10 | W, 66-46 | H |

NICHOLLS STATE (1-0)

H: 1-0 ♦ A: 0-0 ♦ N: 0-0

| | | |
|----------|----------|---|
| 12/05/60 | W, 66-54 | H |
|----------|----------|---|

NORFOLK STATE (1-0)

H: 0-0 ♦ A: 0-0 ♦ N: 1-0

| | | |
|----------|----------|---|
| 12/21/08 | W, 77-56 | N |
|----------|----------|---|

NORTH ALABAMA (13-5)

H: 5-1 ♦ A: 6-1 ♦ N: 0-0

| | | |
|----------|---------------|---|
| 1947-48 | L, 37-41 | |
| 1949-50 | L, 67-70 | |
| 1949-50 | L, 45-68 | |
| 1950-51 | L, 45-58 | |
| 1950-51 | W, 69-68 | |
| 12/03/62 | W, 86-77 (OT) | A |
| 01/12/63 | L, 64-67 | H |
| 12/09/63 | W, 99-87 | H |
| 01/30/64 | W, 98-97 | A |
| 12/07/64 | W, 95-77 | H |
| 02/10/65 | L, 81-87 | A |
| 12/04/65 | W, 88-73 | A |
| 01/27/66 | W, 86-78 | H |
| 12/03/66 | W, 111-79 | H |
| 01/21/67 | W, 78-73 | A |
| 12/18/71 | W, 90-72 | A |
| 12/31/79 | W, 67-60 | H |
| 12/08/80 | W, 74-73 | A |

NORTH CAROLINA (0-4)

H: 0-1 ♦ A: 0-2 ♦ N: 0-1

| | | |
|----------|----------|---|
| 03/14/85 | L, 57-76 | N |
| 02/01/97 | L, 49-99 | A |
| 11/14/97 | L, 56-84 | A |
| 11/30/98 | L, 54-75 | H |

NORTH CAROLINA A&T (2-1)

H: 1-0 ♦ A: 1-1 ♦ N: 0-0

| | | |
|----------|----------|---|
| 12/19/95 | W, 64-53 | H |
| 11/29/97 | W, 75-64 | A |
| 11/23/09 | L, 56-65 | A |

NORTH CAROLINA CENTRAL (1-0)

H: 1-0 ♦ A: 0-0 ♦ N: 0-0

| | | |
|----------|----------|---|
| 11/30/78 | W, 72-55 | H |
|----------|----------|---|

NORTH CAROLINA STATE (0-1)

H: 0-0 ♦ A: 0-0 ♦ N: 0-1

| | | |
|----------|----------|---|
| 12/21/98 | L, 59-91 | N |
|----------|----------|---|

NORTH FLORIDA (1-0)

H: 1-0 ♦ A: 0-0 ♦ N: 0-0

| | | |
|----------|----------|---|
| 11/13/13 | W, 77-70 | H |
|----------|----------|---|

NORTH GEORGIA (1-0)

H: 1-0 ♦ A: 0-0 ♦ N: 0-0

| | | |
|----------|----------|---|
| 11/26/94 | W, 72-64 | H |
|----------|----------|---|

| MIDDLE TENNESSEE VS. CONFERENCE USA | | | | | |
|-------------------------------------|-------|------|--------|--------|---------|
| Opponent | W-L | Pct. | Streak | Last 5 | Last 10 |
| FIU | 34-12 | .739 | W1 | 4-1 | 6-4 |
| Jacksonville State | 3-1 | .750 | W3 | 3-1 | 3-1 |
| LA Tech | 7-13 | .350 | W2 | 3-2 | 5-5 |
| Liberty | 0-0 | -- | -- | -- | -- |
| New Mexico State | 3-5 | .375 | W2 | 3-2 | 3-5 |
| Sam Houston | 0-0 | -- | -- | -- | -- |
| UTEP | 10-6 | .625 | L1 | 3-2 | 7-3 |
| WKU | 46-98 | .319 | L1 | 3-2 | 5-5 |





- ALL-TIME SERIES RECORD -

NORTH TEXAS (15-13)

H: 9-3 ♦ A: 6-7 ♦ N: 0-3

| | | |
|----------|-----------|---|
| 01/06/01 | W, 105-71 | H |
| 01/19/02 | L, 63-85 | A |
| 01/06/03 | W, 76-55 | H |
| 02/12/04 | L, 64-69 | A |
| 02/10/05 | W, 79-64 | H |
| 02/09/06 | W, 62-60 | A |
| 01/25/07 | L, 53-66 | A |
| 03/05/07 | L, 52-59 | N |
| 01/27/08 | W, 69-60 | H |
| 12/31/08 | W, 89-80 | A |
| 02/14/09 | L, 78-89 | H |
| 03/08/09 | L, 79-88 | N |
| 01/30/10 | W, 69-64 | H |
| 01/05/11 | W, 78-71 | H |
| 02/02/12 | W, 68-66 | A |
| 12/31/12 | W, 75-57 | H |
| 01/24/13 | W, 72-64 | A |
| 01/25/14 | W, 70-65 | A |
| 02/14/15 | L, 56-57 | A |
| 02/21/16 | W, 86-64 | H |
| 01/07/17 | W, 79-68 | A |
| 02/10/18 | W, 79-73 | H |
| 01/26/19 | L, 53-70 | A |
| 02/06/20 | L, 70-75 | H |
| 03/10/21 | L, 56-76 | N |
| 01/08/22 | L, 63-70 | A |
| 01/07/23 | L, 51-56 | H |
| 03/02/23 | L, 50-64 | A |

NORTHERN ARIZONA (1-0)

H: 1-0 ♦ A: 0-0 ♦ N: 0-0

| | | |
|----------|----------|---|
| 11/25/14 | W, 66-53 | H |
|----------|----------|---|

NORTHWESTERN STATE (2-0)

H: 2-0 ♦ A: 0-0 ♦ N: 0-0

| | | |
|----------|----------|---|
| 12/08/59 | W, 67-64 | H |
| 12/28/60 | W, 81-74 | H |

NOTRE DAME (0-1)

H: 0-0 ♦ A: 0-0 ♦ N: 0-1

| | | |
|----------|----------|---|
| 03/12/87 | L, 71-84 | N |
|----------|----------|---|

OGLETHORPE (1-1)

H: 0-1 ♦ A: 1-0 ♦ N: 0-0

| | | |
|----------|---------------|---|
| 12/30/67 | W, 77-75 (OT) | A |
| 02/06/68 | L, 81-91 | H |

OHIO (0-3)

H: 0-0 ♦ A: 0-1 ♦ N: 0-2

| | | |
|----------|----------|---|
| 12/29/58 | L, 66-77 | N |
| 11/15/09 | L, 68-81 | A |
| 11/24/19 | L, 63-75 | N |

OHIO VALLEY (1-0)

H: 1-0 ♦ A: 0-0 ♦ N: 0-0

| | | |
|----------|----------|---|
| 11/14/14 | W, 77-60 | H |
|----------|----------|---|

OKLAHOMA STATE (0-1)

H: 0-0 ♦ A: 0-1 ♦ N: 0-0

| | | |
|----------|----------|---|
| 12/16/14 | L, 44-68 | A |
|----------|----------|---|

OLD DOMINION (9-4)

H: 3-1 ♦ A: 3-3 ♦ N: 3-0

| | | |
|----------|---------------|---|
| 12/02/86 | W, 92-70 | A |
| 02/01/14 | W, 64-48 | H |
| 03/13/14 | W, 62-48 | N |
| 01/22/15 | W, 68-58 (OT) | H |
| 03/12/15 | W, 59-52 | N |
| 01/16/16 | W, 64-61 | A |
| 03/12/16 | W, 55-53 | N |
| 02/09/17 | W, 64-51 | H |
| 02/01/18 | W, 66-59 | A |
| 02/09/19 | L, 50-55 | H |
| 01/02/20 | L, 60-70 | A |
| 02/26/21 | L, 61-67 | A |
| 02/27/21 | L, 60-73 | A |

OLE MISS (6-8)

H: 2-1 ♦ A: 2-4 ♦ N: 2-2

| | | |
|----------|----------|---|
| 1947-48 | L, 36-65 | |
| 12/29/60 | L, 62-64 | N |
| 01/26/63 | L, 68-77 | A |
| 11/30/74 | W, 79-68 | N |
| 12/12/77 | W, 61-53 | A |
| 12/21/11 | W, 68-56 | N |
| 12/08/12 | W, 65-62 | H |
| 12/14/13 | L, 63-72 | A |
| 11/30/16 | W, 77-62 | A |
| 12/09/17 | W, 77-58 | H |
| 12/21/18 | L, 56-74 | N |
| 12/14/19 | L, 64-82 | A |
| 12/16/20 | L, 51-70 | H |
| 12/15/22 | L, 52-62 | A |

OMAHA (0-1)

H: 0-0 ♦ A: 0-0 ♦ N: 0-1

| | | |
|----------|----------|---|
| 11/26/20 | L, 59-60 | N |
|----------|----------|---|

ORAL ROBERTS (6-3)

H: 5-0 ♦ A: 1-3 ♦ N: 0-0

| | | |
|----------|-----------|---|
| 12/02/68 | W, 115-98 | H |
| 11/17/77 | L, 55-58 | A |
| 02/25/81 | W, 85-79 | H |
| 01/27/81 | L, 73-83 | A |
| 01/02/92 | W, 100-78 | H |
| 12/21/92 | L, 75-78 | A |
| 02/06/93 | W, 93-76 | H |
| 12/01/93 | W, 94-77 | H |
| 11/30/95 | W, 91-74 | A |

OREGON STATE (0-1)

H: 0-0 ♦ A: 0-0 ♦ N: 0-1

| | | |
|----------|----------|---|
| 03/15/75 | L, 67-78 | N |
|----------|----------|---|

PALM BEACH ATLANTIC (1-0)

H: 1-0 ♦ A: 0-0 ♦ N: 0-0

| | | |
|----------|----------|---|
| 01/09/76 | W, 93-69 | H |
|----------|----------|---|

PARSONS (1-1)

H: 1-1 ♦ A: 0-0 ♦ N: 0-0

| | | |
|----------|----------|---|
| 12/17/64 | L, 77-85 | H |
| 02/08/73 | W, 85-67 | H |

PEABODY (3-0)

H: 0-0 ♦ A: 0-0 ♦ N: 0-0

| | | |
|---------|----------|--|
| 1922-23 | W, 53-19 | |
| 1922-23 | W, 48-13 | |
| 1922-23 | W, 60-18 | |

PENNSYLVANIA (0-1)

H: 0-0 ♦ A: 0-0 ♦ N: 0-1

| | | |
|----------|-----------|---|
| 11/29/74 | L, 74-101 | N |
|----------|-----------|---|

PEPPERDINE (0-1)

H: 0-0 ♦ A: 0-0 ♦ N: 0-1

| | | |
|----------|----------|---|
| 12/28/77 | L, 61-68 | N |
|----------|----------|---|

PIEDMONT (1-0)

H: 0-0 ♦ A: 0-0 ♦ N: 0-0

| | | |
|---------|----------|--|
| 1929-30 | W, 32-23 | |
|---------|----------|--|

PIKEVILLE (2-0)

H: 2-0 ♦ A: 0-0 ♦ N: 0-0

| | | |
|----------|----------|---|
| 12/07/78 | W, 84-74 | H |
| 12/06/79 | W, 85-70 | H |

PORTLAND STATE (2-0)

H: 1-0 ♦ A: 1-0 ♦ N: 0-0

| | | |
|----------|----------|---|
| 02/19/05 | W, 83-62 | H |
| 12/3/05 | W, 65-62 | A |

PRESBYTERIAN (3-0)

H: 2-0 ♦ A: 0-0 ♦ N: 1-0

| | | |
|----------|-----------|---|
| 12/15/62 | W, 82-80 | N |
| 12/19/74 | W, 115-64 | H |
| 12/30/97 | W, 60-42 | H |

PRINCETON (1-0)

H: 0-0 ♦ A: 0-0 ♦ N: 1-0

| | | |
|----------|----------|---|
| 12/22/17 | W, 69-67 | N |
|----------|----------|---|

PROVIDENCE (1-0)

H: 0-0 ♦ A: 0-0 ♦ N: 1-0

| | | |
|----------|----------|---|
| 11/23/96 | W, 77-75 | N |
|----------|----------|---|

PURDUE (0-1)

H: 0-0 ♦ A: 0-0 ♦ N: 0-1

| | | |
|----------|----------|---|
| 12/06/02 | L, 56-85 | N |
|----------|----------|---|

RADFORD (0-4)

H: 0-2 ♦ A: 0-2 ♦ N: 0-0

| | | |
|----------|----------|---|
| 12/29/94 | L, 57-60 | H |
| 12/09/95 | L, 77-92 | A |
| 12/21/00 | L, 73-80 | H |
| 12/01/01 | L, 53-72 | A |



- ALL-TIME SERIES RECORD -

RHODE ISLAND (0-2)

H: 0-1 ♦ A: 0-1 ♦ N: 0-0

| | | |
|----------|----------|---|
| 12/30/18 | L, 60-72 | A |
| 12/29/19 | L, 62-89 | H |

RICE (8-7)

H: 5-1 ♦ A: 3-6 ♦ N: 0-0

| | | |
|----------|----------------|---|
| 12/04/00 | W, 75-73 (OT) | A |
| 12/04/01 | W, 65-52 | H |
| 11/23/04 | L, 62-67 | A |
| 03/01/14 | W, 65-41 | H |
| 02/12/15 | L, 68-71 (20T) | A |
| 01/23/16 | W, 87-73 | H |
| 01/05/17 | W, 80-77 | A |
| 02/08/18 | W, 94-75 | H |
| 01/24/19 | L, 68-79 | A |
| 03/03/19 | L, 61-67 | A |
| 02/08/20 | L, 83-91 | H |
| 03/01/20 | L, 66-77 | A |
| 01/06/22 | L, 61-65 | A |
| 11/15/22 | W, 81-46 | H |
| 01/11/23 | W, 71-68 | A |

RIDER (1-0)

H: 0-0 ♦ A: 0-0 ♦ N: 1-0

| | | |
|----------|----------|---|
| 11/23/21 | W, 60-54 | N |
|----------|----------|---|

RIO GRANDE (2-0)

H: 2-0 ♦ A: 0-0 ♦ N: 0-0

| | | |
|----------|----------|---|
| 12/13/75 | W, 89-65 | H |
| 12/20/79 | W, 77-45 | H |

ROLLINS (1-0)

H: 1-0 ♦ A: 0-0 ♦ N: 0-0

| | | |
|----------|----------|---|
| 12/14/62 | W, 79-61 | H |
|----------|----------|---|

SAINT LOUIS (1-0)

H: 1-0 ♦ A: 0-0 ♦ N: 0-0

| | | |
|----------|----------|---|
| 11/30/79 | W, 67-65 | H |
|----------|----------|---|

SAINT MARY'S (0-1)

H: 0-0 ♦ A: 0-0 ♦ N: 0-1

| | | |
|----------|----------|---|
| 03/19/13 | L, 54-67 | N |
|----------|----------|---|

SAMFORD (3-1)

H: 1-0 ♦ A: 0-1 ♦ N: 2-0

| | | |
|----------|---------------|---|
| 12/21/81 | W, 67-63 (OT) | H |
| 01/18/83 | L, 64-71 | A |
| 12/29/90 | W, 62-50 | N |
| 11/20/10 | W, 68-55 | N |

SAN JOSE STATE (0-1)

H: 0-1 ♦ A: 0-0 ♦ N: 0-0

| | | |
|----------|----------|---|
| 11/15/07 | L, 77-78 | H |
|----------|----------|---|

SAVANNAH STATE (1-0)

H: 0-0 ♦ A: 1-0 ♦ N: 0-0

| | | |
|----------|----------|---|
| 11/13/12 | W, 58-55 | A |
|----------|----------|---|

SETON HALL (0-1)

H: 0-0 ♦ A: 0-0 ♦ N: 0-1

| | | |
|----------|----------|---|
| 11/24/87 | L, 61-93 | N |
|----------|----------|---|

SEWANEE (21-3)

H: 0-0 ♦ A: 0-0 ♦ N: 0-0

| | | |
|----------|-----------|--|
| 1922-23 | W, 23-17 | |
| 1922-23 | W, 48-8 | |
| 1925-26 | W, 48-15 | |
| 1925-26 | W, 25-23 | |
| 1931-32 | W, 22-18 | |
| 1931-32 | W, 44-35 | |
| 1940-41 | W, 36-29 | |
| 1940-41 | W, 35-32 | |
| 1941-42 | W, 52-31 | |
| 1941-42 | W, 53-24 | |
| 1946-47 | W, 32-31 | |
| 1946-47 | W, 37-34 | |
| 1947-48 | W, 47-31 | |
| 1947-48 | W, 56-38 | |
| 1949-50 | L, 41-54 | |
| 1950-51 | W, 49-34 | |
| 1950-51 | W, 56-52 | |
| 1951-52 | W, 54-51 | |
| 1951-52 | W, 53-42 | |
| 1952-53 | L, 60-70 | |
| 1952-53 | W, 85-73 | |
| 1953-54 | W, 100-78 | |
| 1953-54 | L, 60-67 | |
| 12/01/75 | W, 88-71 | |

SHORTER (1-0)

H: 1-0 ♦ A: 0-0 ♦ N: 0-0

| | | |
|----------|----------|---|
| 12/10/70 | W, 88-62 | H |
|----------|----------|---|

SIU EDWARDSVILLE (3-0)

H: 2-0 ♦ A: 1-0 ♦ N: 0-0

| | | |
|----------|---------------|---|
| 12/07/09 | W, 80-51 | H |
| 12/13/10 | W, 83-58 | H |
| 12/04/11 | W, 73-64 (OT) | A |

SLIPPERY ROCK (1-0)

H: 1-0 ♦ A: 0-0 ♦ N: 0-0

| | | |
|----------|----------|---|
| 12/21/91 | W, 72-46 | H |
|----------|----------|---|

SOUTH ALABAMA (21-12)

H: 9-5 ♦ A: 10-6 ♦ N: 2-1

| | | |
|-----------|---------------|---|
| 12/08/79 | L, 49-55 | H |
| 12/03/80 | W, 80-79 | A |
| 112/03/81 | W, 71-69 (OT) | H |
| 12/04/82 | L, 91-94 | A |
| 12/20/91 | L, 71-76 | N |
| 01/13/01 | L, 64-72 | A |
| 12/28/01 | L, 51-59 | A |
| 03/01/02 | W, 48-47 | H |
| 01/16/03 | L, 53-64 | H |
| 03/09/03 | W, 72-69 | N |
| 01/22/04 | W, 72-63 | A |
| 01/20/05 | L, 56-59 | H |
| 01/19/06 | L, 63-75 | A |

| | | |
|----------|---------------|---|
| 01/02/07 | W, 59-51 | A |
| 02/03/07 | L, 38-61 | H |
| 03/04/07 | W, 63-60 (OT) | N |
| 12/22/07 | L, 61-75 | A |
| 02/14/08 | W, 76-70 | H |
| 03/10/08 | W, 82-73 | A |
| 01/03/09 | W, 82-67 | A |
| 02/19/09 | L, 57-63 | H |
| 02/06/10 | W, 80-68 | A |
| 02/20/10 | W, 81-54 | H |
| 01/02/11 | L, 57-63 | A |
| 02/05/11 | W, 85-62 | H |
| 12/31/11 | W, 68-52 | H |
| 01/21/12 | W, 68-47 | A |
| 01/05/13 | W, 60-56 | A |
| 02/21/13 | W, 85-50 | H |
| 11/30/13 | W, 65-55 | H |
| 12/6/14 | W, 68-67 (OT) | A |
| 12/05/15 | W, 68-55 | H |
| 12/03/16 | W, 67-55 | A |

SOUTH CAROLINA (1-0)

H: 0-0 ♦ A: 0-0 ♦ N: 1-0

| | | |
|----------|----------|---|
| 11/29/85 | W, 94-77 | N |
|----------|----------|---|

SOUTH CAROLINA STATE (2-1)

H: 1-0 ♦ A: 0-1 ♦ N: 1-0

| | | |
|----------|----------|---|
| 11/29/90 | L, 73-75 | A |
| 01/30/91 | W, 81-63 | H |
| 12/30/03 | W, 86-76 | N |

SOUTH DAKOTA STATE (2-1)

H: 1-0 ♦ A: 1-0 ♦ N: 0-1

| | | |
|----------|---------------|---|
| 02/13/06 | W, 89-82 (OT) | H |
| 01/29/07 | W, 57-56 | A |
| 12/27/15 | L, 61-65 | N |

SOUTHEAST MISSOURI (7-14)

H: 4-6 ♦ A: 3-6 ♦ N: 0-2

| | | |
|----------|---------------|---|
| 01/11/92 | W, 61-58 | H |
| 02/24/92 | W, 87-76 | A |
| 01/30/93 | L, 69-80 | A |
| 02/27/93 | L, 63-67 (OT) | H |
| 01/17/94 | L, 77-99 | A |
| 02/14/94 | W, 94-68 | H |
| 01/16/95 | W, 65-63 | H |
| 02/11/95 | L, 63-78 | A |
| 01/13/96 | L, 63-65 | H |
| 02/12/96 | W, 78-75 | A |
| 01/18/97 | L, 76-78 | H |
| 02/17/97 | L, 76-85 | A |
| 02/25/97 | W, 89-74 | H |
| 01/10/98 | W, 70-55 | A |
| 02/07/98 | L, 76-85 | H |
| 01/07/99 | L, 63-73 | H |
| 02/04/99 | L, 55-69 | A |
| 02/27/99 | L, 74-82 | N |
| 01/10/00 | L, 48-61 | H |
| 02/08/00 | L, 56-76 | A |
| 03/04/00 | L, 60-78 | N |





- ALL-TIME SERIES RECORD -

SOUTHEASTERN OK ST (0-1)

H: 0-0 ♦ A: 0-0 ♦ N: 0-1
1954-55 L, 67-120 N

SOUTHERN (7-1)

H: 5-0 ♦ A: 2-1 ♦ N: 0-0
01/02/93 W, 70-69 (OT) H
01/06/94 L, 86-96 A
01/11/95 W, 81-78 H
02/22/95 W, 65-63 (OT) A
01/24/96 W, 88-73 H
12/07/96 W, 91-67 A
11/10/13 W, 78-75 H
11/22/14 W, 66-48 H

SOUTHERN ILLINOIS (0-1)

H: 0-1 ♦ A: 0-0 ♦ N: 0-0
12/18/59 L, 69-78 H

SOUTHERN MISS (12-5)

H: 8-0 ♦ A: 4-4 ♦ N: 0-1
12/11/58 W, 68-64 H
01/26/59 L, 66-80 A
02/15/14 W, 81-64 H
01/15/15 W, 62-61 A
02/05/15 W, 61-51 H
02/13/16 W, 76-54 A
01/26/17 W, 72-56 H
01/13/18 W, 69-49 H
02/15/18 W, 72-62 A
03/08/18 L, 68-71 (OT) N
01/10/19 L, 70-77 H
01/25/20 W, 65-63 H
02/22/20 W, 61-53 A
03/07/20 W, 65-62 (OT) H
01/15/21 L, 54-85 A
01/16/21 L, 59-64 A
01/22/22 W, 74-60 H

SPRING HILL (0-1)

H: 0-0 ♦ A: 0-0 ♦ N: 0-0
1946-47 L, 22-30

ST. BERNARD (0-1)

H: 0-1 ♦ A: 0-0 ♦ N: 0-0
12/04/64 L, 95-99 H

ST. BONAVENTURE (0-3)

H: 0-2 ♦ A: 0-1 ♦ N: 0-0
12/30/93 L, 69-83 H
12/21/19 L, 65-66 H
11/30/22 L, 64-71 A

ST. FRANCIS (IN) (1-0)

H: 1-0 ♦ A: 0-0 ♦ N: 0-0
11/17/00 W, 93-59 H

ST. FRANCIS (PA) (2-0)

H: 1-0 ♦ A: 1-0 ♦ N: 0-0
01/26/70 W, 80-73 A
02/02/72 W, 81-73 H

STANFORD (0-1)

H: 0-0 ♦ A: 0-0 ♦ N: 0-1
11/23/18 L, 54-67 N

STEPHEN F. AUSTIN (1-1)

H: 0-0 ♦ A: 0-1 ♦ N: 1-0
11/19/21 L, 74-87 A
11/26/22 W, 75-63 N

STETSON (2-0)

H: 1-0 ♦ A: 1-0 ♦ N: 0-0
12/08/60 W, 69-56 H
12/01/61 W, 77-76 (OT) A

SUE BENNETT (1-0)

H: 1-0 ♦ A: 0-0 ♦ N: 0-0
12/29/96 W, 127-70 H

SYRACUSE (0-1)

H: 0-0 ♦ A: 0-0 ♦ N: 0-1
03/20/16 L, 50-75 N

TCU (0-3)

H: 0-1 ♦ A: 0-2 ♦ N: 0-0
12/07/93 L, 56-65 (OT) A
12/21/94 L, 78-100 H

11/30/95 L, 83-86 A

TENNESSEE (2-9)

H: 0-1 ♦ A: 1-6 ♦ N: 1-2
03/18/88 W, 85-80 N
12/05/91 L, 83-86 A
12/10/99 L, 77-78 A
12/15/00 L, 83-99 N
01/21/02 L, 56-74 A
11/10/06 L, 52-83 A
11/20/07 L, 40-109 A
11/21/08 L, 66-76 H
12/11/09 L, 54-75 N
11/30/10 L, 56-86 A
03/19/12 W, 71-64 A

TENNESSEE STATE (45-17)

H: 25-5 ♦ A: 18-8 ♦ N: 2-4
12/07/73 L, 59-63 N
12/28/73 W, 85-77 H
01/07/75 W, 82-81 H
02/03/75 W, 82-81 H
12/11/78 L, 64-69 H
12/10/79 L, 63-75 A
12/30/80 W, 69-59 H
12/05/81 L, 55-60 H
01/16/82 W, 70-68 (OT) A
11/26/82 L, 71-77 N
12/03/83 L, 57-58 A
02/02/84 W, 77-71 H
11/30/84 W, 80-60 N
02/07/85 W, 60-59 H
02/13/85 W, 70-65 (OT) A
02/01/86 W, 63-62 A
02/26/86 W, 85-73 H
01/31/87 W, 66-65 A
02/26/87 W, 72-67 H
02/05/88 W, 98-83 A
02/20/88 W, 92-87 H
01/09/89 W, 89-60 H
02/04/89 W, 104-71 A
01/15/90 L, 0-2 (Forfeit) A
02/24/90 W, 111-97 H
01/28/91 W, 92-80 H
02/09/91 W, 112-90 A
01/18/92 W, 55-50 A
02/17/92 W, 68-49 H
01/13/93 L, 70-78 H
02/11/93 L, 67-84 A
01/19/94 L, 56-66 H
02/05/94 L, 58-82 A
03/03/94 L, 60-61 N
01/18/95 L, 85-98 A
02/18/95 W, 77-76 (OT) H
01/16/96 W, 86-74 A
02/10/96 W, 79-74 A
01/09/97 W, 72-70 H
02/13/97 W, 82-75 A
01/17/98 W, 67-57 H
02/14/98 L, 76-81 A

MIDDLE TENNESSEE VS. THE STATE OF TENNESSEE

| Opponent | W-L | Pct. | Streak | Last 5 | Last 10 |
|-----------------|-------|------|--------|--------|---------|
| Austin Peay | 75-63 | .543 | W2 | 2-3 | 4-6 |
| Belmont | 23-18 | .561 | W1 | 2-3 | 5-5 |
| Chattanooga | 32-36 | .471 | L3 | 2-3 | 6-4 |
| ETSU | 34-22 | .607 | L3 | 2-3 | 6-4 |
| Lipscomb | 33-20 | .623 | W1 | 4-1 | 8-2 |
| Memphis | 15-24 | .385 | L12 | 0-5 | 0-10 |
| Tennessee | 2-9 | .182 | W1 | 1-4 | 1-9 |
| Tennessee State | 45-17 | .726 | W1 | 4-1 | 9-1 |
| Tennessee Tech | 58-83 | .411 | L2 | 1-4 | 5-5 |
| UT Martin | 25-10 | .714 | W3 | 4-1 | 8-2 |
| Vanderbilt | 7-30 | .189 | L1 | 3-2 | 4-6 |



HISTORY/RECORDS



- ALL-TIME SERIES RECORD -

| | | |
|----------|-----------|---|
| 01/03/76 | W, 65-63 | H |
| 12/04/76 | W, 97-72 | H |
| 12/01/77 | W, 79-68 | H |
| 11/20/68 | W, 92-67 | H |
| 01/23/69 | W, 79-69 | A |
| 12/6/69 | W, 56-52 | H |
| 01/22/70 | W, 81-56 | A |
| 11/14/71 | W, 69-63 | A |
| 12/02/71 | W, 69-53 | H |
| 12/08/88 | W, 143-68 | H |
| 12/13/03 | W, 94-51 | H |
| 12/02/04 | W, 81-46 | H |
| 11/23/07 | W, 91-48 | H |

TEXAS SOUTHERN (1-0)

H: 1-0 ♦ A: 0-0 ♦ N: 0-0

| | | |
|----------|----------|---|
| 11/24/12 | W, 79-52 | H |
|----------|----------|---|

TEXAS WESLEYAN (1-0)

H: 1-0 ♦ A: 0-0 ♦ N: 0-0

| | | |
|----------|-----------|---|
| 01/05/74 | W, 109-62 | H |
|----------|-----------|---|

TOLEDO (4-2)

H: 1-0 ♦ A: 0-1 ♦ N: 3-1

| | | |
|----------|---------------|---|
| 12/20/04 | W, 70-65 | N |
| 11/18/06 | L, 69-75 (OT) | N |
| 11/28/15 | W, 78-70 | N |
| 11/22/16 | W, 80-70 | H |
| 11/26/16 | W, 73-70 (OT) | N |
| 12/15/18 | L, 62-84 | A |

TRANSYLVANIA (4-2)

H: 4-0 ♦ A: 0-1 ♦ N: 0-0

| | | |
|----------|----------|---|
| 12/02/63 | W, 74-70 | H |
| 12/06/65 | W, 82-77 | H |
| 02/22/67 | L, 64-74 | A |
| 02/21/68 | W, 92-73 | H |
| 02/24/69 | L, 64-78 | A |
| 12/21/85 | W, 89-57 | H |

TREVECCA (3-0)

H: 3-0 ♦ A: 0-0 ♦ N: 0-0

| | | |
|----------|-----------|---|
| 11/14/08 | W, 94-53 | H |
| 12/30/15 | W, 82-67 | H |
| 11/10/17 | W, 104-52 | H |

TRINITY (1-0)

H: 1-0 ♦ A: 0-0 ♦ N: 0-0

| | | |
|----------|----------|---|
| 12/11/82 | W, 80-55 | H |
|----------|----------|---|

TROY (12-7)

H: 7-2 ♦ A: 4-5 ♦ N: 1-0

| | | |
|----------|----------|---|
| 12/05/70 | W, 77-58 | H |
| 12/13/76 | W, 88-67 | H |
| 01/21/06 | L, 57-70 | A |
| 01/06/07 | L, 57-71 | H |
| 02/22/07 | L, 70-73 | A |
| 02/28/07 | W, 72-64 | A |
| 01/16/08 | W, 65-64 | A |
| 03/01/08 | W, 81-58 | H |

| | | |
|----------|---------------|---|
| 03/09/10 | W, 65-59 | N |
| 12/11/08 | W, 81-53 | H |
| 02/12/09 | L, 64-70 | A |
| 02/4/10 | L, 67-70 | H |
| 02/18/10 | L, 62-66 | A |
| 01/20/11 | W, 63-51 | H |
| 02/17/11 | L, 65-69 (OT) | A |
| 01/05/12 | W, 65-53 | A |
| 01/26/12 | W, 71-58 | H |
| 02/09/13 | W, 93-41 | H |
| 02/28/13 | W, 66-56 | A |

TRUMAN STATE (1-0)

H: 1-0 ♦ A: 0-0 ♦ N: 0-0

| | | |
|----------|----------|---|
| 12/04/95 | W, 66-51 | H |
|----------|----------|---|

TULANE (1-1)

H: 1-0 ♦ A: 0-0 ♦ N: 0-1

| | | |
|----------|----------|---|
| 02/13/14 | W, 71-44 | H |
| 11/22/19 | L, 74-86 | N |

TULSA (0-2)

H: 0-0 ♦ A: 0-1 ♦ N: 0-1

| | | |
|----------|----------|---|
| 01/23/14 | L, 53-58 | A |
| 03/14/14 | L, 69-76 | N |

TUSCULUM (2-0)

H: 2-0 ♦ A: 0-0 ♦ N: 0-0

| | | |
|----------|-----------|---|
| 12/02/70 | W, 91-58 | H |
| 11/30/89 | W, 104-56 | H |

UAB (10-18)

H: 6-5 ♦ A: 4-9 ♦ N: 0-4

| | | |
|----------|-----------------|---|
| 12/29/86 | L, 91-93 (OT) | A |
| 12/22/98 | L, 60-85 | N |
| 12/02/09 | L, 64-65 | A |
| 11/17/10 | L, 71-76 | H |
| 12/07/11 | L, 56-66 | A |
| 12/05/12 | W, 84-64 | H |
| 01/11/14 | W, 89-84 (OT) | H |
| 03/06/14 | W, 55-53 | A |
| 01/04/15 | L, 49-54 | H |
| 02/28/15 | L, 95-100 (3OT) | A |
| 03/14/15 | L, 60-73 | N |
| 01/03/16 | L, 67-78 | A |
| 02/21/16 | L, 67-77 | H |
| 01/01/17 | W, 60-49 | H |
| 02/26/17 | W, 66-64 | A |
| 12/30/17 | W, 63-60 | A |
| 02/24/18 | W, 79-54 | H |
| 01/30/19 | W, 71-65 | H |
| 02/02/19 | W, 79-78 | A |
| 03/13/19 | L, 61-70 | N |
| 02/12/20 | L, 72-83 | A |
| 02/15/20 | L, 66-79 | H |
| 01/28/21 | L, 59-70 | H |
| 01/31/21 | L, 52-63 | A |
| 02/05/22 | L, 75-97 | A |
| 03/11/22 | L, 98-102 (3OT) | N |
| 01/16/23 | W, 74-73 (OT) | H |

| | | |
|----------|----------|---|
| 02/11/23 | L, 69-92 | A |
|----------|----------|---|

UAH (2-0)

H: 2-0 ♦ A: 0-0 ♦ N: 0-0

| | | |
|----------|----------|---|
| 12/11/93 | W, 92-61 | H |
| 12/06/94 | W, 72-50 | H |

UC IRVINE (1-0)

H: 0-0 ♦ A: 0-0 ♦ N: 1-0

| | | |
|----------|----------|---|
| 12/20/08 | W, 65-52 | N |
|----------|----------|---|

UCF (1-2)

H: 0-1 ♦ A: 1-1 ♦ N: 0-0

| | | |
|----------|----------|---|
| 12/23/99 | L, 77-88 | A |
| 12/12/00 | L, 64-68 | H |
| 11/20/12 | W, 75-61 | A |

UCLA (1-0)

H: 0-0 ♦ A: 1-0 ♦ N: 0-0

| | | |
|----------|----------|---|
| 11/15/11 | W, 86-66 | A |
|----------|----------|---|

UCSB (1-0)

H: 1-0 ♦ A: 0-0 ♦ N: 0-0

| | | |
|----------|----------|---|
| 12/23/78 | W, 72-65 | H |
|----------|----------|---|

ULM (9-6)

H: 4-3 ♦ A: 5-2 ♦ N: 0-1

| | | |
|----------|----------|---|
| 12/02/72 | W, 73-69 | A |
| 02/22/73 | L, 68-74 | H |
| 12/04/73 | L, 85-87 | H |
| 12/07/74 | W, 91-81 | A |
| 12/30/89 | L, 70-81 | N |
| 12/17/06 | L, 65-67 | H |
| 02/08/07 | L, 76-82 | A |
| 01/24/08 | L, 69-82 | A |
| 03/05/08 | W, 74-69 | H |
| 01/31/09 | W, 77-54 | H |
| 01/21/10 | W, 69-60 | A |
| 02/03/11 | W, 60-54 | H |
| 02/23/12 | W, 94-61 | A |
| 01/12/13 | W, 66-57 | A |
| 02/23/13 | W, 87-46 | H |

UMKC (1-1)

H: 1-0 ♦ A: 0-1 ♦ N: 0-0

| | | |
|----------|----------|---|
| 01/04/93 | L, 65-73 | A |
| 12/18/93 | W, 82-67 | H |

UNC ASHEVILLE (4-0)

H: 3-0 ♦ A: 0-0 ♦ N: 1-0

| | | |
|----------|----------|---|
| 12/13/72 | W, 87-71 | H |
| 12/17/77 | W, 74-62 | H |
| 01/02/79 | W, 98-61 | H |
| 11/27/15 | W, 63-61 | N |

UNC GREENSBORO (2-2)

H: 2-1 ♦ A: 0-1 ♦ N: 0-0

| | | |
|----------|----------|---|
| 11/27/93 | L, 56-70 | H |
| 11/24/01 | W, 74-58 | H |
| 11/30/02 | L, 58-70 | A |



- ALL-TIME SERIES RECORD -

| | | |
|-----------------------------|----------|---|
| 11/19/11 | W, 82-60 | H |
| UNC WILMINGTON (1-1) | | |
| H: 0-0 ♦ A: 0-0 ♦ N: 1-1 | | |

| | | |
|----------|----------------|---|
| 11/25/16 | W, 68-63 | N |
| 03/22/22 | L, 90-96 (20T) | N |

| | | |
|--------------------------|--|--|
| UNION (9-18) | | |
| H: 0-1 ♦ A: 1-0 ♦ N: 2-1 | | |

| | | |
|----------|----------|---|
| 1925-26 | W, 36-28 | |
| 1931-32 | W, 38-29 | |
| 1937-38 | L, 34-56 | |
| 1937-38 | L, 24-57 | |
| 1938-39 | W, 53-40 | |
| 1938-39 | W, 59-34 | |
| 1939-40 | L, 43-46 | |
| 1939-40 | L, 32-36 | |
| 1940-41 | L, 52-56 | |
| 1940-41 | L, 41-45 | |
| 1941-42 | L, 36-51 | |
| 1941-42 | L, 33-43 | |
| 1948-49 | L, 46-56 | |
| 1948-49 | L, 52-57 | |
| 1949-50 | W, 48-43 | |
| 1949-50 | L, 60-70 | |
| 1950-51 | L, 48-60 | |
| 1950-51 | L, 63-81 | |
| 1951-52 | L, 59-72 | |
| 1951-52 | L, 50-59 | |
| 1951-52 | L, 56-80 | N |
| 1952-53 | L, 74-91 | |
| 1952-53 | W, 62-59 | |
| 1953-54 | W, 86-65 | N |
| 02/21/57 | W, 86-65 | N |
| 12/09/65 | L, 72-79 | H |
| 12/15/66 | W, 66-56 | A |

| | | |
|--------------------------|----------|---|
| UNLV (0-1) | | |
| H: 0-0 ♦ A: 0-1 ♦ N: 0-0 | | |
| 12/22/78 | L, 83-95 | A |

| | | |
|--------------------------|--|--|
| URBANA (3-0) | | |
| H: 3-0 ♦ A: 0-0 ♦ N: 0-0 | | |

| | | |
|----------|----------|---|
| 01/04/77 | W, 84-48 | H |
| 12/05/83 | W, 69-47 | H |
| 12/19/84 | W, 87-66 | H |

| | | |
|--------------------------|----------|---|
| USC (0-1) | | |
| H: 0-0 ♦ A: 0-0 ♦ N: 0-1 | | |
| 12/23/17 | L, 84-89 | N |

| | | |
|---------------------------|--|--|
| UT MARTIN (25-10) | | |
| H: 8-7 ♦ A: 17-2 ♦ N: 0-1 | | |

| | | |
|----------|---------------|---|
| 12/03/64 | W, 94-89 (OT) | A |
| 12/02/65 | W, 59-57 | H |
| 12/01/66 | W, 108-94 | H |
| 12/10/66 | L, 78-94 | A |
| 12/09/67 | W, 88-69 | A |
| 02/01/68 | W, 100-83 | H |
| 12/07/68 | W, 103-89 | A |

| | | |
|----------|---------------|---|
| 12/30/69 | W, 83-78 | H |
| 02/25/71 | W, 66-59 | H |
| 03/04/71 | W, 74-72 | A |
| 12/04/71 | L, 65-66 | A |
| 01/20/72 | W, 77-57 | H |
| 01/15/92 | W, 94-55 | H |
| 01/18/93 | L, 67-71 | A |
| 02/08/93 | W, 70-60 | H |
| 01/03/94 | L, 64-70 (OT) | A |
| 01/31/94 | W, 66-60 | H |
| 01/03/95 | L, 64-66 | H |
| 01/30/95 | L, 69-76 | A |
| 01/27/96 | W, 81-68 | H |
| 02/26/96 | L, 83-91 | A |
| 01/27/97 | L, 59-61 | A |
| 02/22/97 | W, 96-71 | H |
| 01/05/98 | W, 66-46 | H |
| 01/31/98 | W, 78-54 | A |
| 01/02/99 | W, 56-50 | A |
| 01/28/99 | W, 80-78 (OT) | H |
| 01/29/00 | W, 71-63 | A |
| 02/26/00 | W, 96-78 | H |
| 12/06/01 | L, 71-76 | N |
| 11/27/02 | W, 88-77 | H |
| 12/15/08 | L, 65-72 | H |
| 12/10/11 | W, 78-62 | H |
| 12/01/21 | W, 73-61 | H |
| 12/11/21 | W, 84-75 | A |

| | | |
|--------------------------|--|--|
| UTAH STATE (1-1) | | |
| H: 1-0 ♦ A: 0-1 ♦ N: 0-0 | | |

| | | |
|----------|----------|---|
| 11/21/05 | W, 60-59 | H |
| 12/05/05 | L, 61-79 | A |

| | | |
|--------------------------|--|--|
| UTEP (10-6) | | |
| H: 6-2 ♦ A: 1-4 ♦ N: 3-0 | | |

| | | |
|----------|----------|---|
| 11/16/14 | L, 54-63 | H |
| 01/31/15 | L, 70-83 | A |
| 03/13/15 | W, 53-50 | N |
| 01/07/16 | W, 78-72 | H |
| 02/04/17 | L, 54-57 | A |
| 03/10/17 | W, 82-56 | N |
| 01/27/18 | W, 81-50 | H |
| 01/19/19 | W, 75-72 | H |
| 03/06/19 | W, 69-53 | A |
| 03/09/19 | W, 48-47 | H |
| 01/30/20 | L, 66-67 | A |
| 03/04/20 | L, 56-60 | H |
| 02/21/22 | W, 77-59 | H |
| 03/10/22 | W, 66-59 | N |
| 02/02/23 | W, 84-72 | H |
| 03/04/23 | L, 65-77 | A |

| | | |
|--------------------------|--|--|
| UTRGV (3-4) | | |
| H: 2-1 ♦ A: 1-3 ♦ N: 0-0 | | |

| | | |
|----------|----------|---|
| 1914-15 | L, 21-78 | |
| 12/21/68 | L, 71-78 | A |
| 01/28/70 | W, 87-61 | H |
| 02/10/71 | L, 75-76 | A |
| 01/10/72 | L, 64-72 | H |

| | | |
|----------|----------|---|
| 12/04/72 | W, 78-72 | A |
| 12/15/01 | L, 64-66 | A |
| 02/04/02 | W, 70-52 | H |

| | | |
|--------------------------|--|--|
| UTSA (9-2) | | |
| H: 6-0 ♦ A: 2-2 ♦ N: 1-0 | | |

| | | |
|----------|----------|---|
| 01/18/14 | W, 80-58 | H |
| 01/29/15 | L, 58-69 | A |
| 01/09/16 | W, 79-71 | H |
| 02/02/17 | W, 69-59 | A |
| 03/09/17 | W, 86-70 | N |
| 01/25/18 | W, 75-51 | H |
| 01/17/19 | W, 89-86 | H |
| 02/01/20 | W, 83-80 | A |
| 02/07/22 | W, 84-75 | H |
| 01/05/23 | L, 72-75 | A |
| 02/04/23 | W, 84-60 | H |

| | | |
|--------------------------|--|--|
| UT SOUTHERN (5-0) | | |
| H: 1-0 ♦ A: 0-0 ♦ N: 0-0 | | |

| | | |
|----------|----------|---|
| 1946-47 | W, 47-34 | A |
| 1946-47 | W, 51-44 | H |
| 1947-48 | W, 42-31 | H |
| 1947-48 | W, 58-45 | H |
| 12/20/99 | W, 87-79 | H |

| | | |
|--------------------------|--|--|
| UVA-WISE(1-0) | | |
| H: 1-0 ♦ A: 0-0 ♦ N: 0-0 | | |

| | | |
|----------|----------|---|
| 12/18/80 | W, 73-61 | H |
|----------|----------|---|

| | | |
|-----------------------------|--|--|
| VALDOSTA STATE (2-0) | | |
| H: 2-0 ♦ A: 0-0 ♦ N: 0-0 | | |

| | | |
|----------|----------|---|
| 12/09/76 | W, 92-75 | H |
| 12/10/94 | W, 83-62 | H |

| | | |
|---------------------------|--|--|
| VANDERBILT (7-30) | | |
| H: 2-2 ♦ A: 2-10 ♦ N: 0-0 | | |

| | | |
|----------|----------|---|
| 1913-14 | L, 5-53 | |
| 1920-21 | L, 9-14 | |
| 1924-25 | W, 31-28 | |
| 1924-25 | L, 29-30 | |
| 1925-26 | L, 19-51 | |
| 1925-26 | L, 24-25 | |
| 1926-27 | L, 19-59 | |
| 1926-27 | L, 20-52 | |
| 1927-28 | L, 29-35 | |
| 1928-29 | L, 41-42 | |
| 1929-30 | W, 45-31 | |
| 1929-30 | L, 30-31 | |
| 1930-31 | L, 40-42 | |
| 1931-32 | L, 32-38 | |
| 1931-32 | W, 39-35 | |
| 1936-37 | L, 30-39 | |
| 1936-37 | L, 12-39 | |
| 1949-50 | L, 39-74 | |
| 1950-51 | L, 45-58 | |
| 1951-52 | L, 49-80 | |
| 1953-54 | L, 65-86 | |
| 12/11/72 | L, 57-69 | H |
| 12/28/74 | L, 68-81 | A |





- ALL-TIME SERIES RECORD -

| | | |
|----------|---------------|---|
| 12/29/76 | L, 59-62 | A |
| 12/22/82 | L, 53-64 | A |
| 12/03/84 | L, 53-64 | A |
| 02/13/93 | L, 51-81 | A |
| 02/01/95 | W, 93-90 (OT) | H |
| 12/23/95 | L, 56-70 | A |
| 11/24/08 | L, 67-70 | A |
| 1/04/10 | L, 53-73 | A |
| 12/21/10 | L, 53-72 | H |
| 01/28/12 | L, 77-84 | A |
| 12/21/12 | W, 56-52 | A |
| 12/08/16 | W, 71-48 | H |
| 12/06/17 | W, 66-63 | A |
| 12/05/18 | L, 51-79 | A |

VANDERBILT FRESHMEN (2-0)
H: 0-0 ♦ A: 0-0 ♦ N: 0-0

| | |
|---------|----------|
| 1922-23 | W, 23-10 |
| 1922-23 | W, 19-17 |

VCU (3-3)
H: 2-1 ♦ A: 1-2 ♦ N: 0-0

| | | |
|----------|-----------|---|
| 12/11/73 | W, 102-80 | H |
| 12/11/76 | W, 59-50 | A |
| 01/02/04 | L, 61-66 | A |
| 01/02/05 | W, 59-55 | H |
| 12/02/15 | L, 56-62 | H |
| 12/17/16 | L, 77-80 | A |

VERMONT (1-0)
H: 1-0 ♦ A: 0-0 ♦ N: 0-0

| | | |
|----------|----------|---|
| 03/13/18 | W, 91-64 | H |
|----------|----------|---|

VILLANOVA (0-2)
H: 0-0 ♦ A: 0-1 ♦ N: 0-1

| | | |
|----------|----------|---|
| 12/27/04 | L, 62-81 | A |
| 11/21/19 | L, 69-98 | N |

VIRGINIA (0-2)
H: 0-0 ♦ A: 0-0 ♦ N: 0-2

| | | |
|----------|-----------|---|
| 03/18/89 | L, 88-104 | N |
| 11/21/18 | L, 52-74 | N |

VIRGINIA TECH (1-0)
H: 0-0 ♦ A: 0-0 ♦ N: 1-0

| | | |
|--------------------------|----------|---|
| 11/21/87 | W, 88-85 | N |
| VMI (2-0) | | |
| H: 1-0 ♦ A: 0-0 ♦ N: 1-0 | | |
| 12/19/59 | W, 78-72 | N |
| 01/04/75 | W, 93-89 | H |

WEST ALABAMA (1-0)
H: 1-0 ♦ A: 0-0 ♦ N: 0-0

| | | |
|----------|----------|---|
| 12/01/92 | W, 88-74 | H |
|----------|----------|---|

WEST TEXAS A&M (2-0)
H: 1-0 ♦ A: 1-0 ♦ N: 0-0

| | | |
|----------|----------|---|
| 12/04/56 | W, 96-78 | H |
| 12/16/57 | W, 88-85 | A |

WEST VIRGINIA (1-0)
H: 0-0 ♦ A: 1-0 ♦ N: 0-0

| | | |
|----------|----------|---|
| 01/29/86 | W, 72-70 | A |
|----------|----------|---|

WEST VIRGINIA STATE (0-1)
H: 0-0 ♦ A: 0-0 ♦ N: 0-1

| | | |
|----------|----------|---|
| 11/25/85 | L, 82-85 | N |
|----------|----------|---|

WESTERN CAROLINA (2-1)
H: 1-0 ♦ A: 1-1 ♦ N: 0-0

| | | |
|----------|----------|---|
| 12/20/73 | W, 92-76 | A |
| 11/29/80 | L, 70-77 | A |
| 01/24/81 | W, 66-52 | H |

WESTERN KENTUCKY (46-98)
H: 30-37 ♦ A: 13-54 ♦ N: 1-4

| | | |
|----------|----------|---|
| 1914-15 | L, 21-32 | |
| 1914-15 | W, 32-19 | |
| 01/23/23 | W, 34-19 | H |
| 02/01/24 | L, 24-29 | A |
| 01/15/25 | W, 43-23 | A |
| 02/14/25 | W, 37-36 | H |
| 01/16/29 | W, 36-28 | H |
| 02/05/29 | W, 28-25 | A |
| 1929-30 | W, 28-26 | |
| 02/04/30 | W, 35-33 | H |
| 01/20/31 | L, 29-43 | H |
| 02/06/31 | L, 40-52 | A |
| 01/22/32 | W, 32-23 | A |

| | | |
|----------|-----------|---|
| 02/16/32 | L, 26-28 | H |
| 01/11/33 | L, 29-43 | H |
| 01/27/33 | L, 29-43 | A |
| 01/17/34 | L, 32-41 | A |
| 01/29/34 | L, 29-52 | H |
| 01/30/35 | L, 25-35 | H |
| 02/16/35 | L, 29-55 | A |
| 01/28/36 | L, 14-36 | A |
| 02/18/36 | L, 27-47 | H |
| 01/20/37 | L, 28-48 | H |
| 01/20/37 | L, 32-48 | A |
| 01/20/39 | L, 31-67 | H |
| 02/14/39 | L, 29-66 | A |
| 01/13/40 | L, 26-60 | H |
| 1939-40 | L, 33-40 | |
| 02/17/40 | L, 41-76 | A |
| 01/25/41 | L, 33-60 | H |
| 02/24/41 | L, 38-59 | A |
| 12/02/52 | L, 57-87 | H |
| 02/17/53 | L, 57-95 | A |
| 12/08/53 | L, 80-88 | H |
| 01/05/54 | L, 67-98 | A |
| 01/06/55 | L, 71-83 | A |
| 01/12/55 | W, 84-77 | H |
| 1955-56 | L, 78-86 | |
| 03/03/56 | L, 85-100 | A |
| 01/30/57 | L, 72-79 | H |
| 02/20/57 | L, 82-86 | A |
| 01/23/58 | L, 67-69 | A |
| 02/15/58 | W, 81-75 | H |
| 01/19/59 | L, 65-89 | H |
| 02/28/59 | L, 85-110 | A |
| 02/06/60 | L, 89-109 | H |
| 02/27/60 | L, 80-109 | A |
| 12/01/60 | L, 67-70 | H |
| 02/25/61 | L, 73-84 | A |
| 01/20/62 | L, 69-89 | A |
| 02/10/62 | L, 81-87 | H |
| 12/10/62 | W, 86-82 | H |
| 02/12/63 | L, 71-79 | A |
| 12/14/63 | L, 54-90 | A |
| 02/18/64 | W, 93-84 | H |
| 12/21/64 | L, 65-100 | N |
| 01/30/65 | L, 84-134 | A |
| 02/18/65 | L, 83-94 | H |
| 01/31/66 | L, 56-93 | H |
| 02/28/66 | L, 47-81 | A |
| 02/04/67 | L, 62-95 | H |
| 03/04/67 | L, 46-55 | A |
| 12/01/67 | L, 76-91 | N |
| 02/03/68 | W, 84-83 | H |
| 03/02/68 | L, 71-94 | A |
| 02/01/69 | L, 79-84 | A |
| 02/08/69 | L, 81-84 | H |
| 01/31/70 | L, 74-83 | H |
| 02/07/70 | L, 60-72 | A |
| 01/30/71 | L, 66-80 | A |
| 02/06/71 | L, 73-87 | H |
| 02/05/72 | W, 78-67 | H |
| 03/04/72 | L, 71-85 | A |

| CONFERENCE USA'S MOST-PLAYED RIVALRIES | | | | |
|--|----------|--------------------|---------|---------------|
| Rivalry | Meetings | Series | Streak | First Meeting |
| NMSU-UTEP | 225 | NMSU leads 121-104 | NMSU W1 | 1914-15 |
| MTSU-WKU | 144 | WKU leads 98-46 | WKU W1 | 1914-15 |
| FIU-WKU | 50 | WKU leads 39-11 | FIU W1 | 01/12/99 |
| FIU-MTSU | 46 | MT leads 34-12 | MTSU W1 | 01/07/91 |
| WKU-LT | 42 | Tied 21-21 | WKU W1 | 03/01/28 |
| MTSU-LT | 20 | LT leads 13-7 | MTSU W2 | 12/12/59 |
| NMSU-LT | 20 | NMSU leads 16-4 | NMSU W1 | 12/9/77 |
| FIU-LT | 19 | LT leads 11-8 | LT W2 | 1/30/99 |
| UTEP-FIU | 18 | UTEP leads 16-2 | UTEP W5 | 12/20/98 |





- SEASON OPENERS -

ALFRED B. MILES

| Season | Opponent | Result |
|---------|------------|----------|
| 1913-14 | Vanderbilt | L, 5-53 |
| 1914-15 | WKU | L, 21-32 |
| 1922-23 | Peabody | W, 53-19 |
| 1923-24 | WKU | W, 34-19 |

GUY STEPHENSON

| Season | Opponent | Result |
|---------|----------|----------|
| 1924-25 | WKU | W, 43-23 |
| 1925-26 | Union | W, 36-28 |

FRANK FAULKINBERRY

| Season | Opponent | Result |
|---------|---------------------|----------|
| 1926-27 | Vanderbilt | L, 19-59 |
| 1927-28 | Tennessee Tech | L, 18-27 |
| 1928-29 | WKU | W, 36-28 |
| 1929-30 | M'boro Home Journal | W, 46-22 |
| 1930-31 | WKU | L, 29-43 |
| 1931-32 | Ideal Acre | W, 31-26 |
| 1932-33 | WKU | L, 29-43 |

E.M. WALLER

| Season | Opponent | Result |
|---------|---------------|----------|
| 1933-34 | Memphis State | W, 45-33 |
| 1934-35 | Murray State | L, 23-42 |

JOHNNY "RED" FLOYD

| Season | Opponent | Result |
|---------|------------------|----------|
| 1935-36 | Memphis State | W, 42-35 |
| 1936-37 | Vanderbilt | L, 30-39 |
| 1937-38 | David Lipscomb | L, 29-48 |
| 1938-39 | New York Celtics | L, 34-50 |

E.W. MIDGETT

| Season | Opponent | Result |
|---------|-----------------------|----------|
| 1939-40 | YMHA Preps | W, 35-25 |
| 1940-41 | YMHA Preps | W, 31-30 |
| 1941-42 | 191st Field Artillery | W, 54-24 |

O.L. FREEMAN

| Season | Opponent | Result |
|---------|-------------|----------|
| 1945-46 | Austin Peay | W, 43-23 |

E.K. PATTY

| Season | Opponent | Result |
|---------|---------------|----------|
| 1946-47 | Bethel | W, 41-39 |
| 1947-48 | Memphis State | L, 45-53 |

CHARLES MURPHY

| Season | Opponent | Result |
|---------|--------------|----------|
| 1948-49 | Murray State | L, 50-68 |

CHARLES N. GREER

| Season | Opponent | Result |
|---------|-----------------|----------|
| 1949-50 | Sewanee | L, 41-54 |
| 1950-51 | Vanderbilt | L, 45-58 |
| 1951-52 | Sewart Air Base | W, 62-36 |
| 1952-53 | WKU | L, 57-87 |
| 1953-54 | Morehead State | L, 80-93 |
| 1954-55 | Memphis State | L, 80-95 |
| 1955-56 | Belmont | W, 83-51 |

ED DIDDLE JR.

| Season | Opponent | Result |
|---------|-------------------|---------------|
| 1956-57 | West Texas State | W, 96-78 |
| 1957-58 | Kentucky Wesleyan | L, 69-79 |
| 1958-59 | David Lipscomb | W, 79-52 |
| 1959-60 | David Lipscomb | W, 109-73 |
| 1960-61 | WKU | L, 67-70 |
| 1961-62 | Stetson | W, 77-76 (OT) |

BILL STOKES

| Season | Opponent | Result |
|---------|-------------------|---------------|
| 1962-63 | at Florence State | W, 86-77 (OT) |
| 1963-64 | Transylvania | W, 74-70 |
| 1964-65 | at UT Martin | W, 94-89 (OT) |

KEN TRICKEY

| Season | Opponent | Result |
|---------|--------------------|-----------|
| 1965-66 | UT Martin | W, 59-57 |
| 1966-67 | UT Martin | W, 108-94 |
| 1967-68 | WKU | L, 76-91 |
| 1968-69 | Tennessee Wesleyan | W, 92-67 |

JIMMY EARLE

| Season | Opponent | Result |
|---------|--------------------|-----------|
| 1969-70 | Bethel | L, 64-66 |
| 1970-71 | Tusculum | W, 91-58 |
| 1971-72 | Tennessee Wesleyan | W, 69-53 |
| 1972-73 | at ULM | W, 73-69 |
| 1973-74 | St. Bernard | W, 108-73 |
| 1974-75 | Pennsylvania | L, 74-101 |
| 1975-76 | Sewanee | W, 88-71 |
| 1976-77 | UALR | W, 85-84 |
| 1977-78 | at Oral Roberts | L, 55-58 |
| 1978-79 | NC Central | W, 72-55 |

STAN SIMPSON

| Season | Opponent | Result |
|---------|---------------------|----------|
| 1979-80 | St. Louis | W, 67-65 |
| 1980-81 | at Western Carolina | L, 70-77 |
| 1981-82 | Chattanooga | L, 54-62 |
| 1982-83 | Tennessee State | L, 71-77 |
| 1983-84 | Georgia | L, 67-83 |

BRUCE STEWART

| Season | Opponent | Result |
|---------|------------------------|---------------|
| 1984-85 | Georgia College | W, 65-63 (OT) |
| 1985-86 | BYU-Hawaii | W, 95-81 |
| 1986-87 | at Armstrong State | W, 92-70 |
| 1987-88 | Virginia Tech | W, 88-85 |
| 1988-89 | Kennesaw | W, 93-56 |
| 1989-90 | Tusculum | W, 104-56 |
| 1990-91 | Mississippi Valley St. | W, 89-77 |

DAVID FARRAR

| Season | Opponent | Result |
|---------|------------------|----------|
| 1991-92 | at UALR | W, 61-60 |
| 1992-93 | Livingston State | W, 88-74 |
| 1993-94 | UNC Greensboro | L, 56-70 |
| 1994-95 | North Georgia | W, 72-64 |
| 1995-96 | Indiana State | W, 81-78 |

RANDY WEIL

| Season | Opponent | Result |
|---------|-------------------|-----------|
| 1996-97 | Montana | W, 66-63 |
| 1997-98 | at North Carolina | L, 56-84 |
| 1998-99 | ETSU | L, 59-64 |
| 1999-00 | Tennessee Temple | W, 69-55 |
| 2000-01 | St. Francis | W, 93-59 |
| 2001-02 | Bryan College | W, 115-59 |

KERMIT DAVIS

| Season | Opponent | Result |
|---------|------------------|-----------|
| 2002-03 | East Carolina | L, 63-65 |
| 2003-04 | Covenant College | W, 86-53 |
| 2004-05 | Lambuth | W, 95-54 |
| 2005-06 | Utah State | W, 60-59 |
| 2006-07 | at Tennessee | L, 52-83 |
| 2007-08 | San Jose State | L, 77-78 |
| 2008-09 | Trevecca | W, 94-53 |
| 2009-10 | King College | W, 93-73 |
| 2010-11 | Tennessee Temple | W, 90-46 |
| 2011-12 | Austin Peay | W, 80-71 |
| 2012-13 | Alabama State | W, 97-53 |
| 2013-14 | Southern | W, 78-75 |
| 2014-15 | Ohio Valley | W, 77-60 |
| 2015-16 | at Murray State | L, 65-76 |
| 2016-17 | Milligan | W, 102-64 |
| 2017-18 | Trevecca | W, 104-52 |

NICK MCDEVITT

| Season | Opponent | Result |
|---------|------------|-----------|
| 2018-19 | Lees-McRae | W, 91-69 |
| 2019-20 | Maryville | W, 119-61 |
| 2020-21 | Omaha | L, 59-60 |
| 2021-22 | Brescia | W, 98-59 |
| 2022-23 | Brescia | W, 79-52 |

RECORD BY COACH

| Coach | W-L | Pct. |
|--------------------|--------------|-------------|
| Kermit Davis | 12-4 | .750 |
| Bruce Stewart | 7-0 | 1.000 |
| Jimmy Earle | 7-3 | .700 |
| David Farrar | 4-1 | .800 |
| Nick McDevitt | 4-1 | .800 |
| Ed Diddle Jr. | 4-2 | .667 |
| Randy Weil | 4-2 | .667 |
| E.W. Midgett | 3-0 | 1.000 |
| Bill Stokes | 3-0 | 1.000 |
| Ken Trickey | 3-1 | .750 |
| Frank Faulkinberry | 3-4 | .429 |
| Guy Stephenson | 2-0 | 1.000 |
| Alfred B. Miles | 2-2 | .500 |
| Charles N. Greer | 2-5 | .286 |
| O.L. Freeman | 1-0 | 1.000 |
| E.M. Waller | 1-1 | .500 |
| E.K. Patty | 1-1 | .500 |
| Johnny "Red" Floyd | 1-3 | .250 |
| Stan Simpson | 1-4 | .200 |
| Charles Murphy | 0-1 | .000 |
| Total | 65-35 | .650 |



- CONFERENCE OPENERS -

CHARLES N. GREER

| Season | Opponent | Result |
|---------|------------------|-----------|
| 1952-53 | WKU | L, 57-87 |
| 1953-54 | Morehead State | L, 80-93 |
| 1954-55 | Murray State | L, 80-104 |
| 1955-56 | Eastern Kentucky | L, 69-82 |

ED DIDDLE JR.

| Season | Opponent | Result |
|---------|-------------------|----------|
| 1956-57 | at Morehead State | L, 72-95 |
| 1957-58 | Morehead State | W, 71-68 |
| 1958-59 | at Tennessee Tech | L, 75-98 |
| 1959-60 | at Murray State | L, 70-80 |
| 1960-61 | WKU | L, 67-70 |
| 1961-62 | at Murray State | L, 61-83 |

BILL STOKES

| Season | Opponent | Result |
|---------|-------------------|-----------|
| 1962-63 | at Morehead State | L, 59-103 |
| 1963-64 | at WKU | L, 54-90 |
| 1964-65 | at Austin Peay | W, 82-77 |

KEN TRICKEY

| Season | Opponent | Result |
|---------|-------------------|----------|
| 1965-66 | Murray State | L, 73-89 |
| 1966-67 | at ETSU | W, 45-43 |
| 1967-68 | at Murray State | L, 74-77 |
| 1968-69 | at Tennessee Tech | L, 58-67 |

JIMMY EARLE

| Season | Opponent | Result |
|---------|-------------------|---------------|
| 1969-70 | ETSU | L, 51-54 |
| 1970-71 | at Tennessee Tech | L, 58-74 |
| 1971-72 | ETSU | W, 74-68 |
| 1972-73 | at Tennessee Tech | L, 70-75 |
| 1973-74 | Tennessee Tech | W, 93-81 |
| 1974-75 | at ETSU | W, 80-74 |
| 1975-76 | WKU | L, 69-83 |
| 1976-77 | at ETSU | W, 52-51 |
| 1977-78 | at Morehead State | W, 92-59 |
| 1978-79 | Morehead State | W, 99-97 (OT) |

STAN SIMPSON

| Season | Opponent | Result |
|---------|-------------------|----------|
| 1979-80 | Tennessee Tech | W, 65-62 |
| 1980-81 | Morehead State | W, 64-57 |
| 1981-82 | at Morehead State | W, 64-59 |
| 1982-83 | at Morehead State | L, 84-85 |
| 1983-84 | at Tennessee Tech | L, 60-70 |

BRUCE STEWART

| Season | Opponent | Result |
|---------|-------------------|---------------|
| 1984-85 | Tennessee Tech | L, 64-70 |
| 1985-86 | at Tennessee Tech | W, 79-77 (OT) |
| 1986-87 | at Tennessee Tech | W, 114-79 |
| 1987-88 | Tennessee Tech | W, 69-67 (OT) |
| 1988-89 | Tennessee State | W, 89-60 |
| 1989-90 | Tennessee Tech | L, 75-100 |
| 1990-91 | Austin Peay | L, 72-80 |

DAVID FARRAR

| Season | Opponent | Result |
|---------|-----------------|---------------|
| 1991-92 | at Murray State | L, 74-98 |
| 1992-93 | Morehead State | W, 76-65 |
| 1993-94 | at UT Martin | L, 64-70 (OT) |
| 1994-95 | UT Martin | L, 64-66 |
| 1995-96 | Austin Peay | W, 88-69 |

RANDY WEIL

| Season | Opponent | Result |
|--------------------------|-------------------|----------|
| 1996-97 | Murray State | W, 85-72 |
| 1997-98 | at Tennessee Tech | W, 67-48 |
| 1998-99 | Tennessee Tech | W, 67-56 |
| 1999-00 | Eastern Illinois | L, 72-76 |
| --- Entered Sun Belt --- | | |
| 2000-01 | Arkansas State | L, 61-73 |
| 2001-02 | at South Alabama | L, 51-59 |

KERMIT DAVIS

| Season | Opponent | Result |
|--------------------------------|------------------|---------------|
| 2002-03 | WKU | W, 69-65 |
| 2003-04 | Arkansas State | W, 92-86 (OT) |
| 2004-05 | UALR | W, 85-50 |
| 2005-06 | at WKU | L, 48-80 |
| 2006-07 | Louisiana-Monroe | L, 65-67 |
| 2007-08 | FIU | W, 72-63 |
| 2008-09 | Troy | W, 81-53 |
| 2009-10 | at New Orleans | W, 63-58 |
| 2010-11 | at South Alabama | L, 57-63 |
| 2011-12 | FIU | W, 71-66 |
| 2012-13 | FIU | W, 69-52 |
| --- Entered Conference USA --- | | |
| 2013-14 | UAB | W, 89-84 (OT) |
| 2014-15 | UAB | L, 49-54 |
| 2015-16 | at UAB | L, 67-78 |
| 2016-17 | UAB | W, 60-49 |
| 2017-18 | at UAB | W, 63-60 |

NICK MCDEVITT

| Season | Opponent | Result |
|---------|-----------------|----------|
| 2018-19 | FIU | L, 76-83 |
| 2019-20 | at Old Dominion | L, 60-70 |
| 2020-21 | FIU | L, 55-68 |
| 2021-22 | at Rice | L, 61-65 |
| 2022-23 | Rice | W, 81-46 |

RECORD BY COACH

| Coach | W-L | Pct. |
|------------------|--------------|-------------|
| Kermit Davis | 11-5 | .688 |
| Jimmy Earle | 6-4 | .600 |
| Bruce Stewart | 4-3 | .571 |
| Stan Simpson | 3-2 | .600 |
| Randy Weil | 3-3 | .500 |
| David Farrar | 2-3 | .400 |
| Bill Stokes | 1-2 | .333 |
| Ken Trickey | 1-3 | .250 |
| Nick McDevitt | 1-4 | .200 |
| Ed Diddle Jr. | 1-5 | .167 |
| Charles N. Greer | 0-4 | .000 |
| Total | 33-38 | .465 |

RECORD BY CONFERENCE

| Conference | W-L | Pct. |
|----------------|--------------|-------------|
| Ohio Valley | 21-27 | .438 |
| Sun Belt | 8-5 | .615 |
| Conference USA | 3-6 | .333 |
| Total | 32-38 | .457 |





- REGULAR SEASON TOURNAMENTS -

1956 CAPITOL CITY TOURNAMENT

| | |
|-------------------------|----------|
| <i>Nashville, Tenn.</i> | |
| Lipscomb | W, 75-69 |
| Austin Peay | W, 72-63 |
| East Tennessee | W, 80-57 |

1958 ALL-AMERICAN CITY TOURNAMENT

| | |
|-----------------------|----------|
| <i>Owensboro, Ky.</i> | |
| Ohio Univ | L, 66-77 |
| Kentucky Wesleyan | W, 78-72 |

1959 ALL-AMERICAN CITY TOURNAMENT

| | |
|-----------------------|----------|
| <i>Owensboro, Ky.</i> | |
| Southern Illinois | L, 69-78 |
| VMI | W, 78-72 |

1960 GULF SOUTH CLASSIC

| | |
|------------------------|---------------|
| <i>Shreveport, La.</i> | |
| Northwest La. | W, 81-74 |
| Ole Miss | L, 62-64 |
| Centenary | L, 67-76 (OT) |

1962 HATTER INVITATIONAL

| | |
|---------------------|----------|
| <i>DeLand, Fla.</i> | |
| Rollins | W, 79-61 |
| Presbyterian | W, 82-80 |

1973 VANDERBILT INVITATIONAL

| | |
|-------------------------|----------|
| <i>Nashville, Tenn.</i> | |
| Tennessee State | L, 59-63 |
| Nebraska | W, 76-65 |

1974 CLEMSON INVITATIONAL

| | |
|----------------------|-----------|
| <i>Clemson, S.C.</i> | |
| Penn | L, 74-101 |
| Ole Miss | W, 79-68 |

1975 VOLUNTEER CLASSIC

| | |
|-------------------------|----------|
| <i>Knoxville, Tenn.</i> | |
| Clemson | L, 46-82 |
| Army | W, 78-71 |

1977 SENIOR BOWL TOURNAMENT

| | |
|---------------------|----------|
| <i>Mobile, Ala.</i> | |
| Pepperdine | L, 61-68 |
| Bucknell | W, 77-65 |

1978 REBEL ROUNDUP

| | |
|------------------------|----------|
| <i>Las Vegas, Nev.</i> | |
| UNLV | L, 83-95 |
| UC-Santa Barbara | W, 72-65 |

1979 IPTAY TOURNAMENT

| | |
|----------------------|----------|
| <i>Clemson, S.C.</i> | |
| St. Louis | W, 67-65 |
| Clemson | L, 61-94 |

1981 COORS CLASSIC

| | |
|-------------------------|----------|
| <i>Nashville, Tenn.</i> | |
| Chattanooga | L, 54-62 |
| Austin Peay | W, 54-51 |

1982 TENNESSEE CLASSIC

| | |
|----------------------------|----------|
| <i>Murfreesboro, Tenn.</i> | |
| Tennessee State | L, 71-77 |
| Austin Peay | W, 87-72 |

1983 WENDY'S CLASSIC

| | |
|---------------------------|----------|
| <i>Bowling Green, Ky.</i> | |
| Georgia | L, 67-83 |
| Georgia State | L, 58-70 |

1983 COCA-COLA CLASSIC

| | |
|---------------------------|----------|
| <i>Chattanooga, Tenn.</i> | |
| Chattanooga | L, 49-62 |
| Austin Peay | W, 71-60 |

1984 COCA-COLA CLASSIC

| | |
|---------------------------|----------|
| <i>Chattanooga, Tenn.</i> | |
| Tennessee State | W, 80-60 |
| Chattanooga | L, 69-71 |

1985 HAWAII CLASSIC

| | |
|-------------------------|----------|
| <i>Honolulu, Hawaii</i> | |
| BYU-Hawaii | W, 95-81 |
| Minnesota | W, 92-79 |
| West Virginia | L, 85-82 |

1985 MID-SOUTH CLASSIC

| | |
|-----------------------|----------|
| <i>Memphis, Tenn.</i> | |
| South Carolina | W, 94-77 |
| Memphis | L, 63-73 |

1986 UAB CLASSIC

| | |
|-------------------------|---------------|
| <i>Birmingham, Ala.</i> | |
| Michigan | W, 85-83 |
| UAB | L, 91-93 (OT) |

1987 UK INVITATIONAL

| | |
|-----------------------|----------|
| <i>Lexington, Ky.</i> | |
| UNC-Charlotte | L, 63-78 |
| Miami (Ohio) | W, 81-72 |

1988 FAR WEST CLASSIC

| | |
|-----------------------|-----------------|
| <i>Portland, Ore.</i> | |
| Clemson | L, 77-81 |
| Chicago State | W, 85-71 |
| Colorado | W, 107-105 (OT) |

1989 COWBOY SHOOTOUT

| | |
|---------------------|----------|
| <i>Casper, Wyo.</i> | |
| UC-Fullerton | L, 69-77 |
| Northeast Louisiana | L, 70-81 |

1990 MVP CLASSIC

| | |
|---------------------|----------|
| <i>Toledo, Ohio</i> | |
| Coppin State | W, 73-67 |
| Samford | W, 62-50 |

1991 BLUE ANGELS CLASSIC

| | |
|------------------------|----------|
| <i>Pensacola, Fla.</i> | |
| South Alabama | L, 71-76 |
| Slippery Rock | W, 72-46 |

1992 MILE HIGH CLASSIC

| | |
|-----------------------|----------|
| <i>Boulder, Colo.</i> | |
| Lehigh | W, 89-73 |
| Colorado | L, 47-97 |

1993 LOBO INVITATIONAL

| | |
|--------------------------|----------|
| <i>Albuquerque, N.M.</i> | |
| New Mexico | L, 56-69 |
| St. Bonaventure | L, 69-83 |

1996 TOP OF THE WORLD CLASSIC

| | |
|--------------------------|----------|
| <i>Fairbanks, Alaska</i> | |
| Montana | W, 66-63 |
| Providence | W, 77-75 |
| Alabama | L, 74-77 |

1998 SAN JUAN SHOOTOUT

| | |
|-----------------------|----------|
| <i>San Juan, P.R.</i> | |
| N.C. State | L, 59-91 |
| UAB | L, 60-85 |
| American-PR | W, 93-78 |

2002 BOILERMAKER INVITATIONAL

| | |
|-----------------------------|----------|
| <i>West Lafayette, Ind.</i> | |
| Purdue | L, 56-85 |
| IUPUI | W, 64-60 |



- REGULAR SEASON TOURNAMENTS -

2003 DR. PEPPER CLASSIC

| | |
|---------------------------|----------|
| <i>Chattanooga, Tenn.</i> | |
| Chattanooga | L, 75-82 |
| South Carolina State | W, 86-76 |

2004 SAN JUAN SHOOTOUT

| | |
|-----------------------|---------------|
| <i>San Juan, P.R.</i> | |
| Toledo | W, 70-65 |
| Auburn | L, 74-79 |
| Delaware | W, 73-69 (OT) |

2005 BILLY MINARDI CLASSIC

| | |
|------------------------|----------|
| <i>Louisville, Ky.</i> | |
| Louisville | L, 68-76 |
| Florida Atlantic | W, 76-90 |

2006 PARADISE JAM

| | |
|-----------------------------------|---------------|
| <i>St. Thomas, Virgin Islands</i> | |
| Alabama | L, 62-71 |
| Toledo | L, 69-75 (OT) |
| College of Charleston | L, 56-64 |

2007 FIRST SHOT EXEMPT TOURNAMENT

| | |
|----------------------------|----------|
| <i>Murfreesboro, Tenn.</i> | |
| San Jose State | L, 77-78 |
| Lipscomb | W, 68-62 |
| Appalachian State | L, 79-84 |

2008 BASKETBALL TRAVELER'S TIP-OFF CLASSIC

| | |
|-------------------------|----------|
| <i>Springfield, Mo.</i> | |
| UC Irvine | W, 65-52 |
| Norfolk State | W, 77-56 |
| Missouri State | W, 63-51 |

2010 GLOBAL SPORTS CHALLENGE

| | |
|--------------------------|----------|
| <i>Various Locations</i> | |
| at Ohio University | L, 68-81 |
| at Marshall | L, 60-63 |
| Lamar University | W, 74-66 |
| at North Carolina A&T | L, 56-65 |

2011 EA SPORTS MAUI INVITATIONAL

| | |
|---|----------------|
| <i>Opening Game - Los Angeles, Calif.</i> | |
| at UCLA | W, 86-66 |
| <i>Regional Games - Murfreesboro, Tenn.</i> | |
| UNC Greensboro | W, 82-60 |
| Belmont | L, 84-87 (2OT) |

2013 GLOBAL SPORTS EXEMPT TOURNAMENT

| | |
|--------------------------|----------|
| <i>Various Locations</i> | |
| Southern | W, 78-75 |
| North Florida | W, 77-70 |
| UALR | W, 76-59 |
| at No. 16/14 Florida | L, 59-79 |

2013 DR. PEPPER CLASSIC

| | |
|---------------------------|---------------|
| <i>Chattanooga, Tenn.</i> | |
| Maine | L, 85-89 (OT) |
| Grand Canyon | W, 79-56 |

2014 EMERALD COAST CLASSIC

| | |
|---|----------|
| <i>Regional Games - Murfreesboro, Tenn.</i> | |
| Southern | W, 66-48 |
| Northern Arizona | W, 65-53 |
| <i>Niceville, Fla.</i> | |
| Cincinnati | L, 51-69 |
| Creighton | L, 47-57 |

2015 GREAT ALASKA SHOOTOUT

| | |
|-----------------------|----------|
| <i>Anchorage, Ak.</i> | |
| Alaska-Anchorage | W, 75-72 |
| UNC Asheville | W, 63-61 |
| Toledo | W, 78-70 |

2016 CHALLENGE IN MUSIC CITY

| | |
|-------------------------|---------------|
| <i>Nashville, Tenn.</i> | |
| UNC Wilmington | W, 68-63 |
| Toledo | W, 73-70 (OT) |
| Evansville | W, 66-55 |

2017 HAWAIIAN AIRLINES DIAMOND HEAD CLASSIC

| | |
|-------------------------|----------|
| <i>Honolulu, Hawaii</i> | |
| Princeton | W, 69-67 |
| USC | L, 84-89 |
| No. 15 Miami | L, 81-84 |

2018 BATTLE 4 ATLANTIS

| | |
|---------------------------------|----------|
| <i>Paradise Island, Bahamas</i> | |
| No. 4 Virginia | L, 52-74 |
| Butler | L, 53-84 |
| Stanford | L, 54-67 |

2019 MYRTLE BEACH INVITATIONAL

| | |
|---------------------|----------|
| <i>Conway, S.C.</i> | |
| No. 17 Villanova | L, 69-98 |
| Tulane | L, 74-86 |
| Ohio | L, 63-75 |

2020 GULF COAST SHOWCASE

| | |
|---------------------|----------|
| <i>Estero, Fla.</i> | |
| Akron | Canceled |
| Omaha | L, 59-60 |
| ETSU | L, 83-57 |

2021 CANCUN CHALLENGE

| | |
|---------------------------|----------|
| <i>Nacogdoches, Texas</i> | |
| Stephen F. Austin | L, 74-87 |
| <i>Cancun, Mexico</i> | |
| Rider | W, 60-54 |
| Mercer | W, 83-58 |

2022 NORTHERN CLASSIC

| | |
|----------------------|----------|
| <i>Laval, Quebec</i> | |
| Hofstra | W, 64-54 |
| Stephen F. Austin | W, 75-63 |
| Montana State | W, 72-71 |





- CONFERENCE TOURNAMENTS -

OHIO VALLEY CONFERENCE

| | |
|-----------------------------------|---------------|
| 1953 - Louisville, Ky. | |
| Q - Murray State | L, 70-79 |
| 1954 - Louisville, Ky. | |
| Q - Murray State | W, 86-84 |
| S - Eastern Kentucky | L, 69-95 |
| 1955 - Louisville, Ky. | |
| Q - Morehead State | L, 68-123 |
| 1964 - Louisville, Ky. | |
| Q - Western Kentucky | L, 65-100 |
| 1965 - Louisville, Ky. | |
| Q - Murray State | L, 65-86 |
| 1966 - Louisville, Ky. | |
| Q - Austin Peay | W, 71-70 |
| S - East Tennessee | L, 72-86 |
| 1967 - Nashville, Tenn. | |
| Q - Western Kentucky | L, 76-91 |
| 1975 - Murfreesboro, Tenn. | |
| S - Morehead State | W, 85-68 |
| F - Austin Peay | W, 89-75 |
| 1976 - Cookeville, Tenn. | |
| Q - Tennessee Tech | W, 84-72 |
| Bowling Green, Ky. | |
| S - Western Kentucky | L, 78-88 |
| 1977 - Clarksville, Tenn. | |
| S - Morehead State | W, 92-70 |
| F - Austin Peay | W, 77-65 |
| 1978 - Bowling Green, Ky. | |
| S - Austin Peay | L, 61-66 |
| 1979 - Richmond, Ky. | |
| S - Eastern Kentucky | L, 81-90 |
| 1981 - Bowling Green, Ky. | |
| S - Murray State | L, 60-62 (OT) |
| 1982 - Bowling Green, Ky. | |
| S - Murray State | W, 56-54 (OT) |
| F - Western Kentucky | W, 54-52 |
| 1985 - Murfreesboro, Tenn. | |
| Q - Murray State | W, 63-60 |
| S - Tennessee Tech | W, 54-52 |
| F - Youngstown State | W, 66-63 |

| | |
|-----------------------------------|----------|
| 1986 - Murfreesboro, Tenn. | |
| Q - Eastern Kentucky | W, 88-65 |
| Akron, Ohio | |
| S - Murray State | W, 85-81 |
| F - Akron | L, 63-68 |
| 1987 - Murfreesboro, Tenn. | |
| S - Austin Peay | L, 83-87 |
| 1988 - Murfreesboro, Tenn. | |
| Q - Youngstown State | W, 81-76 |
| Murray, Ky. | |
| S - Austin Peay | L, 82-94 |
| 1989 - Nashville, Tenn. | |
| S - Eastern Kentucky | W, 81-64 |
| F - Austin Peay | W, 82-79 |
| 1990 - Richmond, Ky. | |
| Q - Eastern Kentucky | L, 52-65 |
| 1991 - Clarksville, Tenn. | |
| Q - Austin Peay | W, 87-83 |
| Murray, Ky. | |
| S - Eastern Kentucky | W, 83-66 |
| F - Murray State | L, 67-79 |
| 1992 - Lexington, Ky. | |
| Q - Morehead State | L, 80-81 |
| 1994 - Nashville, Tenn. | |
| Q - Tennessee State | L, 60-61 |
| 1995 - Nashville, Tenn. | |
| Q - Murray State | L, 67-75 |
| 1996 - Nashville, Tenn. | |
| Q - Tennessee Tech | L, 69-89 |
| 1997 - Murfreesboro, Tenn. | |
| Q - Southeast Missouri | W, 89-74 |
| Nashville, Tenn. | |
| S - Murray State | L, 48-74 |
| 1998 - Murfreesboro, Tenn. | |
| Q - Eastern Kentucky | W, 61-49 |
| Nashville, Tenn. | |
| S - Tennessee State | L, 70-74 |
| 1999 - Murfreesboro, Tenn. | |
| Q - Tennessee State | W, 75-68 |
| Nashville, Tenn. | |
| S - Southeast Missouri | L, 74-82 |
| 2000 - Cookeville, Tenn. | |
| Q - Tennessee Tech | W, 87-70 |
| Nashville, Tenn. | |
| S - Southeast Missouri | L, 60-78 |

SUN BELT CONFERENCE

| | |
|-----------------------------------|---------------|
| 2001 - Mobile, Ala. | |
| O - New Orleans | L, 61-66 (OT) |
| 2002 - New Orleans, La. | |
| O - South Alabama | W, 48-47 |
| Q - New Mexico State | L, 48-63 |
| 2003 - Bowling Green, Ky. | |
| Q - South Alabama | W, 72-69 |
| S - Denver | W, 83-59 |
| F - Western Kentucky | L, 52-64 |
| 2004 - Bowling Green, Ky. | |
| Q - Western Kentucky | W, 76-62 |
| S - Louisiana-Lafayette | L, 59-73 |
| 2005 - Denton, Texas | |
| O - New Mexico State | W, 77-63 |
| Q - Louisiana-Lafayette | L, 57-71 |
| 2006 - Murfreesboro, Tenn. | |
| Q - Denver | L, 57-58 |
| 2007 - Troy, Ala. | |
| O - Troy | W, 72-64 |
| Lafayette, La. | |
| Q - South Alabama | W, 63-60 (OT) |
| S - North Texas | L, 52-59 |
| 2008 - Murfreesboro, Tenn. | |
| O - Louisiana-Monroe | W, 74-69 |
| Mobile, Ala. | |
| Q - Troy | W, 65-59 |
| S - South Alabama | W, 82-73 |
| F - Western Kentucky | L, 57-67 |
| 2009 - Murfreesboro, Tenn. | |
| O - Arkansas State | W, 69-62 |
| Hot Springs, Ark. | |
| Q - North Texas | L, 79-88 |
| 2010 - Hot Springs, Ark. | |
| Q - Denver | L, 58-73 |
| 2011 - Hot Springs, Ark. | |
| Q - FIU | W, 73-38 |
| S - UALR | L, 56-65 |
| 2012 - Hot Springs, Ark. | |
| Q - Arkansas State | L, 64-61 |
| 2013 - Hot Springs, Ark. | |
| Q - Louisiana | W, 81-66 |
| S - FIU | L, 57-61 |



- CONFERENCE TOURNAMENTS -

CONFERENCE USA

2014 - El Paso, Texas

Q - Old Dominion W, 62-48
S - Tulsa L, 69-76

2015 - Birmingham, Ala.

O - Charlotte W, 63-60
Q - Old Dominion W, 59-52
S - UTEP W, 53-50
F - UAB L, 60-73

2016 - Birmingham, Ala.

Q - Charlotte W, 79-61
S - Marshall W, 99-90
F - Old Dominion W, 55-53

2017 - Birmingham, Ala.

Q - UTSA W, 86-70
S - UTEP W, 82-56
F - Marshall W, 83-72

2018 - Frisco, Texas

Q - Southern Miss L, 68-71 (OT)

2019 - Frisco, Texas

O - UAB L, 61-70

2021 - Frisco, Texas

O - FIU Canceled
2 - North Texas L, 56-76

2022 - Frisco, Texas

Q - UTEP W, 66-59 (OT)
S - UAB L, 98-102 (3OT)

2023 - Frisco, Texas

Q - Charlotte W, 66-65
S - Florida Atlantic L, 65-68

O - Opening Round

2 - Second Round

Q - Quarterfinal

S - Semifinal

F - Final

POSTSEASON HISTORY

Regular Season Conference Championships (11)

OVC - 1975, '78, '86, '87, '89
SBC - 2010, '12, '13
C-USA - 2014, '17, '18

Tournament Conference Championships (7)

OVC - 1975, '77, '82, '85, '89
C-USA - 2016, '17

NCAA Tournament (9)

1975, '77, '82, '85, '87, '89, '13,
'16, '17

National Invitation Tournament (4)

1986, '88, '12, '18

CollegInsider.com Tournament (2)

2010, '15

College Basketball Invitational (1)

2022





- C-USA TOURNAMENT RECORDS -

POINTS

Individual

| | |
|---|----|
| 1. Giddy Potts vs. Marshall (03/11/17) | 30 |
| 2. Reggie Upshaw vs. Charlotte (03/10/16) | 27 |
| 3. DeAndre Dishman vs. UAB (03/11/22) | 25 |

Team

| | |
|----------------------------|----|
| 1. vs. Marshall (03/11/16) | 99 |
| 2. vs. UAB (03/11/22) | 98 |
| 3. vs. UTSA (03/09/17) | 86 |

REBOUNDS

Individual

| | |
|---|----|
| 1. Karl Gamble vs. UAB (3/13/19) | 13 |
| t2. Shawn Jones vs. Old Dominion (3/13/14) | 11 |
| t2. DeAndre Dishman vs. Florida Atlantic (03/10/23) | 11 |

Team

| | |
|-----------------------------|----|
| 1. vs. UAB (03/11/22) | 46 |
| t2. vs. Marshall (03/11/17) | 41 |
| t2. vs. UTEP (03/10/17) | 41 |
| t2. vs. UTEP (03/10/22) | 41 |

FIELD GOALS MADE

Individual

| | |
|--|----|
| 1. DeAndre Dishman vs. UAB (03/11/22) | 11 |
| t2. Giddy Potts vs. Marshall (03/11/17) | 10 |
| t2. Perrin Buford vs. Charlotte (03/10/16) | 10 |
| t2. Reggie Upshaw vs. Charlotte (03/10/16) | 10 |

Team

| | |
|----------------------------|----|
| 1. vs. UTSA (03/09/17) | 33 |
| 2. vs. UAB (03/11/22) | 32 |
| 3. vs. Marshall (03/11/16) | 31 |

FIELD GOALS ATTEMPTED

Individual

| | |
|---|----|
| 1. DeAndre Dishman vs. UAB (03/11/22) | 21 |
| 2. Reggie Upshaw vs. Charlotte (03/10/16) | 20 |
| t3. Giddy Potts vs. Marshall (03/11/17) | 17 |
| t3. Antonio Green vs. UAB (03/13/19) | 17 |
| t3. Donovan Sims vs. UAB (03/13/19) | 17 |
| t3. DeAndre Dishman vs. Florida Atlantic (03/10/23) | 17 |

Team

| | |
|------------------------------------|----|
| 1. vs. UAB (03/11/22) | 78 |
| 2. vs. Charlotte (03/11/15) | 67 |
| 3. vs. Florida Atlantic (03/10/23) | 63 |

FIELD GOAL PERCENTAGE

Individual

| | |
|---|------------------|
| | (minimum 5 made) |
| 1. Perrin Buford vs. Charlotte (03/10/16) | .833 (10-12) |
| 2. JaCorey Williams vs. Marshall (03/11/17) | .800 (8-10) |
| 3. JaQawn Raymond vs. Marshall (03/11/16) | .750 (6-8) |

Team

| | |
|-----------------------------|-------------------|
| | (minimum 20 made) |
| 1. vs. UTSA (03/09/17) | .589 (33-56) |
| 2. vs. Marshall (03/11/16) | .585 (31-53) |
| 3. vs. Charlotte (03/10/16) | .547 (29-53) |

3-POINT FIELD GOALS MADE

Individual

| | |
|---|---|
| 1. Donovan Sims vs. UAB (03/13/19) | 6 |
| 2. JaQawn Raymond vs. Tulsa (03/14/14) | 5 |
| t3. Giddy Potts vs. UTSA (03/09/17) | 4 |
| t3. Giddy Potts vs. Old Dominion (03/12/16) | 4 |
| t3. DJ Jones vs. UTEP (03/13/15) | 4 |

Team

| | |
|---------------------------------|----|
| 1. vs. Southern Miss (03/08/18) | 11 |
| 2. vs. UAB (03/13/19) | 10 |
| t3. vs. UTSA (03/09/17) | 9 |
| t3. vs. UAB (03/14/15) | 9 |
| t3. vs. UAB (03/11/22) | 9 |

3-POINT FIELD GOALS ATTEMPTED

Individual

| | |
|---|----|
| 1. Donovan Sims vs. UAB (03/13/19) | 14 |
| 2. Antonio Green vs. UAB (03/13/19) | 11 |
| t3. JaQawn Raymond vs. Tulsa (03/14/14) | 9 |
| t3. Donovan Sims vs. UAB (03/11/22) | 9 |

Team

| | |
|-------------------------------------|----|
| t1. vs. UAB (03/13/19) | 30 |
| t1. vs. UAB (03/11/22) | 30 |
| t3. vs. UTEP (03/13/15) | 22 |
| t3. vs. Florida Atlantic (03/10/23) | 22 |

3-POINT FIELD GOAL PERCENTAGE

Individual

| | |
|---|------------------|
| | (minimum 3 made) |
| 1. Giddy Potts vs. Southern Miss (03/08/18) | 1.000 (4-4) |
| 2. Marcus Tarrance vs. UAB (03/14/15) | 1.000 (3-3) |
| 3. Giddy Potts vs. Old Dominion (03/12/16) | .800 (4-5) |

Team

| | |
|---------------------------------|------------------|
| | (minimum 6 made) |
| 1. vs. Southern Miss (03/08/18) | .550 (11-20) |
| 2. vs. UTSA (03/09/17) | .529 (9-17) |
| 3. vs. Marshall (03/11/16) | .462 (6-13) |



- C-USA TOURNAMENT RECORDS -

FREE THROWS MADE

Individual

| | |
|--|---|
| 1. Perrin Buford vs. Marshall (03/11/16) | 9 |
| 2. Donovan Sims vs. UAB (03/11/22) | 8 |
| t3. Giddy Potts vs. Marshall (03/11/17) | 7 |
| t3. Reggie Upshaw vs. Charlotte (03/10/16) | 7 |
| t3. Perrin Buford vs. Old Dominion (03/12/15) | 7 |
| t3. JaQawn Raymond vs. Old Dominion (03/12/15) | 7 |

Team

| | |
|--------------------------------|----|
| 1. vs. Marshall (03/11/16) | 31 |
| 2. vs. UAB (03/11/22) | 25 |
| 3. vs. Old Dominion (03/12/15) | 22 |

FREE THROWS ATTEMPTED

Individual

| | |
|---|----|
| 1. Reggie Upshaw vs. Charlotte (03/10/16) | 13 |
| t2. Perrin Buford vs. Marshall (03/11/16) | 11 |
| t2. Perrin Buford vs. Old Dominion (03/12/15) | 11 |

Team

| | |
|--------------------------------|----|
| 1. vs. UAB (03/11/22) | 32 |
| 2. vs. Marshall (03/11/16) | 31 |
| 3. vs. Old Dominion (03/12/15) | 30 |

FREE THROW PERCENTAGE

Individual

(minimum 5 made)

| | |
|---|-------------|
| t1. Jalen Jordan vs. North Texas (03/10/21) | 1.000 (6-6) |
| t1. DJ Jones vs. UAB (03/14/15) | 1.000 (5-5) |
| t1. Giddy Potts vs. Charlotte (03/10/16) | 1.000 (5-5) |
| t1. Giddy Potts vs. Marshall (03/11/16) | 1.000 (5-5) |
| t1. Eli Lawrence vs. UAB (03/11/22) | 1.000 (5-5) |

Team

(minimum 10 made)

| | |
|------------------------------------|--------------|
| 1. vs. Florida Atlantic (03/10/23) | .857 (12-14) |
| 2. vs. UAB (03/11/22) | .781 (25-32) |
| 3. vs. UTEP (03/10/17) | .769 (20-26) |

ASSISTS

Individual

| | |
|--|---|
| t1. Tyrik Dixon vs. UTSA (03/09/17) | 7 |
| t1. Antonio Green vs. UAB (03/13/19) | 7 |
| 3. Camryn Weston vs. Florida Atlantic (03/10/23) | 6 |

Team

| | |
|-----------------------------|----|
| 1. vs. UTSA (03/09/17) | 20 |
| t2. vs. UTEP (03/10/17) | 16 |
| t2. vs. Marshall (03/11/16) | 16 |

STEALS

Individual

| | |
|--|---|
| 1. Giddy Potts vs. UTEP (03/10/17) | 5 |
| t2. Tyrik Dixon vs. UTEP (03/10/17) | 3 |
| t2. Giddy Potts vs. Marshall (03/11/16) | 3 |
| t2. Reggie Upshaw vs. Charlotte (03/10/16) | 3 |
| t2. DJ Jones vs. Charlotte (03/11/15) | 3 |
| t2. Eli Lawrence vs. UTEP (03/10/22) | 3 |

Team

| | |
|-----------------------------|----|
| 1. vs. UTEP (03/10/17) | 12 |
| 2. vs. Charlotte (03/11/15) | 11 |
| 3. vs. Charlotte (03/10/16) | 9 |

BLOCKS

Individual

| | |
|---|---|
| 1. Teafale Lenard vs. UAB (03/11/22) | 4 |
| t2. Reggie Upshaw vs. Charlotte (03/10/16) | 3 |
| t2. Perrin Buford vs. UTEP (03/13/15) | 3 |
| t2. Jacquez Rozier vs. Tulsa (03/14/14) | 3 |
| t2. Justin Bufford vs. Charlotte (03/09/23) | 3 |

Team

| | |
|--------------------------------|---|
| 1. vs. Old Dominion (03/13/14) | 8 |
| t2. vs. Charlotte (03/10/16) | 7 |
| t2. vs. UAB (03/11/22) | 7 |

MOST TURNOVERS

Individual

| | |
|---|---|
| 1. Tweety Knight vs. Tulsa (03/14/14) | 7 |
| t2. Tweety Knight vs. Old Dominion (03/13/14) | 6 |
| t2. Antonio Green vs. UAB (03/13/19) | 6 |

Team

| | |
|----------------------------------|----|
| 1. vs. Tulsa (03/14/14) | 21 |
| t2. vs. Southern Miss (03/08/18) | 17 |
| t2. vs. Charlotte (03/10/16) | 17 |

FEWEST TURNOVERS

Team

| | |
|------------------------------|---|
| 1. vs. Charlotte (03/11/15) | 4 |
| t2. vs. UTSA (03/09/17) | 7 |
| t2. vs. Charlotte (03/09/23) | 7 |

MINUTES PLAYED

Individual

| | |
|---------------------------------------|----|
| 1. Donovan Sims vs. UAB (03/11/22) | 48 |
| 2. DeAndre Dishman vs. UAB (03/11/22) | 47 |
| 3. Eli Lawrence vs. UAB (03/11/22) | 44 |





- POSTSEASON TOURNAMENTS -

| Date | Tourn. (Seed) | Round | Location | Opponent (Seed) | Result | Leading Scorer | Leading Rebounder |
|----------|---------------|------------|---------------------|-----------------------|----------------|------------------------|-----------------------|
| 03/15/75 | NCAA (-) | 1st | Lexington, Ky. | Oregon State (-) | L, 67-78 | G. Sorrell (23) | G. Sorrell (17) |
| 03/13/77 | NCAA (-) | 1st | Baton Rouge, La. | Detroit (-) | L, 76-93 | B. Martin (28) | G. Joyner (15) |
| 03/11/82 | NCAA (-) | 1st | Nashville, Tenn. | Kentucky (-) | W, 50-44 | R. Campbell (19) | J. Beck (10) |
| 03/13/82 | NCAA (-) | 2nd | Nashville, Tenn. | Louisville (-) | L, 56-81 | J. Beck (22) | J. Beck (6) |
| 03/14/85 | NCAA (-) | 1st | Notre Dame, Ind. | North Carolina (-) | L, 57-76 | L. Thompson (20) | L. Thompson (8) |
| 03/13/86 | NIT (-) | 1st | Clemson, S.C. | Clemson (-) | L, 81-99 | K. Cooksey (25) | K. Hammonds (6) |
| 03/12/87 | NCAA (-) | 1st | Charlotte, N.C. | Notre Dame (-) | L, 71-84 | D. Rainey (22) | D. Washington (9) |
| 03/18/88 | NIT (-) | 1st | Murfreesboro, Tenn. | Tennessee (-) | W, 85-80 | C. Rainey (20) | R. Henry (9) |
| 03/22/88 | NIT (-) | 2nd | Murfreesboro, Tenn. | Georgia (-) | W, 69-59 | T. Baynham (24) | D. Rainey (9) |
| 03/26/88 | NIT (-) | 3rd | Murfreesboro, Tenn. | Boston College (-) | L, 69-78 | R. Henry (34) | R.Henry/D.Rainey (12) |
| 03/16/89 | NCAA (-) | 1st | Nashville, Tenn. | Florida State (-) | W, 97-83 | R.Henry/M.Buck (26) | K.Hammonds (13) |
| 03/18/89 | NCAA (-) | 2nd | Nashville, Tenn. | Virginia (-) | L, 88-104 | R.Henry/C.Rainey (23) | K.Hammonds (15) |
| 03/17/10 | CIT (-) | 1st | Springfield, Mo. | Missouri State (-) | L, 79-87 | D. Yates (30) | M. Haddock (6) |
| 03/13/12 | NIT (4) | 1st | Murfreesboro, Tenn. | Marshall (5) | W, 86-78 | L. Dendy (18) | L. Dendy (13) |
| 03/19/12 | NIT (4) | 2nd | Knoxville, Tenn. | Tennessee (1) | W, 71-64 | B. Massey (20) | B. Massey (10) |
| 03/21/12 | NIT (4) | 3rd | Murfreesboro, Tenn. | Minnesota (6) | L, 72-78 | M. Knight (19) | M. Knight (9) |
| 03/19/13 | NCAA (11) | First Four | Dayton, Ohio | Saint Mary's (1) | L, 54-67 | M. Knight (16) | M. Knight (6) |
| 03/18/15 | CIT (-) | 1st | Murfreesboro, Tenn. | Kent State (-) | L, 56-68 | P.Buford/J.Rozier (10) | R.Upshaw/J.Rozier (8) |
| 03/18/16 | NCAA (15) | 1st | St. Louis, Mo. | Michigan State (2) | W, 90-81 | R. Upshaw (21) | P. Buford (7) |
| 03/20/16 | NCAA (15) | 2nd | St. Louis, Mo. | Syracuse (10) | L, 50-75 | D. Harris (11) | R. Upshaw (8) |
| 03/16/17 | NCAA (12) | 1st | Milwaukee, Wis. | Minnesota (5) | W, 81-72 | R. Upshaw (19) | R. Upshaw (9) |
| 03/18/17 | NCAA (12) | 2nd | Milwaukee, Wis. | Butler (4) | L, 65-74 | J. Williams (20) | J. Williams (9) |
| 03/13/18 | NIT (3) | 1st | Murfreesboro, Tenn. | Vermont (6) | W, 91-64 | G. Potts (25) | N. King (12) |
| 03/18/18 | NIT (3) | 2nd | Louisville, Ky. | Louisville (2) | L, 68-84 | N. King (24) | N. King (6) |
| 03/19/22 | CBI (2) | 1st | Daytona Beach, Fla. | Cal. Baptist (15) | W, 64-58 | Dishman (17) | Dishman (6) |
| 03/21/22 | CBI (2) | 2nd | Daytona Beach, Fla. | Boston U. (10) | W, 76-46 | Lenard (14) | Dishman/Sims (6) |
| 03/22/22 | CBI (2) | Semifinal | Daytona Beach, Fla. | Abilene Christian (6) | W, 85-69 | Lawrence/Sims (17) | Three tied (4) |
| 03/23/22 | CBI (2) | Final | Daytona Beach, Fla. | UNCW (9) | L, 90-96 (20T) | Sims (27) | Sims/Lawrence (8) |



Reggie Upshaw's iconic dunk to seal Middle Tennessee's NCAA First Round win against No. 2 Michigan State in 2016



- NCAA TOURNAMENT RECORDS -

**BLUE
RAIDER**

BASKETBALL

POINTS

Individual

| | |
|--|----|
| 1. Bob Martin vs. Detroit (03/13/77) | 28 |
| t2. Mike Buck vs. Florida State (03/16/89) | 26 |
| t2. Randy Henry vs. Florida State (03/16/89) | 26 |

Team

| | |
|----------------------------------|----|
| 1. vs. Florida State (03/16/89) | 97 |
| 2. vs. Michigan State (03/18/16) | 90 |
| 3. vs. Virginia (03/18/89) | 88 |

REBOUNDS

Individual

| | |
|---|----|
| 1. George Sorrell vs. Oregon State (03/15/75) | 17 |
| 2. Kerry Hammonds vs. Virginia (03/18/89) | 15 |
| 3. Greg Joyner vs. Detroit (03/13/77) | 15 |

Team

| | |
|---------------------------------|----|
| 1. vs. Oregon State (03/15/75) | 44 |
| 2. vs. Detroit (03/13/77) | 42 |
| 3. vs. Florida State (03/16/89) | 38 |

FIELD GOALS MADE

Individual

| | |
|---|----|
| 1. Bob Martin vs. Detroit (03/13/77) | 13 |
| 2. Randy Henry vs. Florida State (03/16/89) | 12 |
| t3. Lonnie Thompson vs. North Carolina (03/14/85) | 10 |
| t3. George Sorrell vs. Oregon State (03/15/75) | 10 |

Team

| | |
|----------------------------------|----|
| 1. vs. Florida State (03/16/89) | 36 |
| 2. vs. Michigan State (03/18/16) | 33 |
| 3. vs. Detroit (03/13/77) | 33 |

FIELD GOALS ATTEMPTED

Individual

| | |
|--|----|
| 1. Bob Martin vs. Detroit (03/13/77) | 23 |
| 2. Kim Cooksey vs. North Carolina (03/14/85) | 22 |
| t3. Randy Henry vs. Virginia (03/18/89) | 20 |
| t3. George Sorrell vs. Oregon State (03/15/75) | 20 |

Team

| | |
|-----------------------------------|----|
| 1. vs. Detroit (03/13/77) | 79 |
| t2. vs. Florida State (03/16/89) | 70 |
| t2. vs. North Carolina (03/14/85) | 70 |

FIELD GOAL PERCENTAGE

Individual

| | |
|---|------------------|
| | (minimum 5 made) |
| 1. Mike Buck vs. Florida State (03/16/89) | 1.000 (7-7) |
| 2. Brandon Walters vs. Minnesota (03/16/17) | .833 (5-6) |
| 3. Gerald Harris vs. Virginia (03/18/89) | .714 (5-7) |

Team

| | |
|----------------------------------|-------------------|
| | (minimum 20 made) |
| 1. vs. Michigan State (03/18/16) | .559 (33-59) |
| 2. vs. Florida State (03/16/89) | .514 (36-70) |
| 3. vs. Minnesota (03/16/17) | .483 (28-58) |

3-POINT FIELD GOALS MADE

Individual

| | |
|--|---|
| 1. Mike Buck vs. Florida State (03/16/89) | 6 |
| t2. Giddy Potts vs. Syracuse (03/20/16) | 3 |
| t2. JaQawn Raymond vs. Syracuse (03/20/16) | 3 |
| t2. Darnell Harris vs. Michigan State (03/18/16) | 3 |
| t2. Giddy Potts vs. Michigan State (03/18/16) | 3 |
| t2. Reggie Upshaw vs. Michigan State (03/18/16) | 3 |
| t2. Chris Rainey vs. Virginia (03/18/89) | 3 |

Team

| | |
|----------------------------------|----|
| 1. vs. Michigan State (03/18/16) | 11 |
| 2. vs. Florida State (03/16/89) | 9 |
| 3. vs. Syracuse (03/20/16) | 8 |

3-POINT FIELD GOALS ATTEMPTED

Individual

| | |
|---|---|
| t1. Reggie Upshaw vs. Butler (03/18/17) | 6 |
| t1. Giddy Potts vs. Minnesota (03/16/17) | 6 |
| t1. Giddy Potts vs. Syracuse (03/20/16) | 6 |
| t1. Reggie Upshaw vs. Michigan State (03/18/16) | 6 |
| t1. Mike Buck vs. Florida State (03/16/89) | 6 |

Team

| | |
|-----------------------------------|----|
| 1. vs. Syracuse (03/20/16) | 24 |
| t2. vs. Butler (03/18/17) | 19 |
| t2. vs. Michigan State (03/18/16) | 19 |

3-POINT FIELD GOAL PERCENTAGE

Individual

| | |
|--|------------------|
| | (minimum 3 made) |
| 1. Mike Buck vs. Florida State (03/16/89) | 1.000 (6-6) |
| t2. JaQawn Raymond vs. Syracuse (03/20/16) | .600 (3-5) |
| t2. Darnell Harris vs. Michigan State (03/18/16) | .600 (3-5) |
| t2. Giddy Potts vs. Michigan State (03/18/16) | .600 (3-5) |
| t2. Chris Rainey vs. Virginia (03/18/89) | .600 (3-5) |

Team

| | |
|----------------------------------|------------------|
| | (minimum 6 made) |
| 1. vs. Michigan State (03/18/16) | .579 (11-19) |
| 2. vs. Minnesota (03/16/17) | .538 (7-13) |
| 3. vs. Florida State (03/16/89) | .500 (9-18) |



**HISTORY/
RECORDS**



- NCAA TOURNAMENT RECORDS -

FREE THROWS MADE

Individual

| | |
|---|----|
| 1. Jerry Beck vs. Louisville (03/13/82) | 10 |
| 2. Greg Joyner vs. Detroit (03/13/77) | 7 |
| 3. Six tied | 6 |

Team

| | |
|---------------------------------|----|
| t1. vs. Minnesota (03/16/17) | 18 |
| t1. vs. Virginia (03/18/89) | 18 |
| 3. vs. Florida State (03/16/89) | 16 |

FREE THROWS ATTEMPTED

Individual

| | |
|---|----|
| 1. Jerry Beck vs. Louisville (03/13/82) | 11 |
| t2. JaCorey Williams vs. Minnesota (03/16/17) | 9 |
| t2. Jerry Beck vs. Kentucky (03/11/82) | 9 |
| t2. Bob Martin vs. Oregon State (03/15/75) | 9 |

Team

| | |
|----------------------------------|----|
| 1. vs. Minnesota (03/16/17) | 27 |
| 2. vs. Oregon State (03/18/89) | 25 |
| 3. vs. Michigan State (03/18/16) | 21 |

FREE THROW PERCENTAGE

Individual

(minimum 5 made)

| | |
|---|--------------|
| 1. Mike Buck vs. Florida State (03/16/89) | 1.000 (6-6) |
| 2. Brandon Walters vs. Butler (03/18/17) | 1.000 (5-5) |
| 3. Jerry Beck vs. Louisville (03/13/82) | .909 (10-11) |

Team

(minimum 10 made)

| | |
|---------------------------------|--------------|
| 1. vs. Virginia (03/18/89) | .900 (18-20) |
| 2. vs. Florida State (03/16/89) | .842 (16-19) |
| 3. vs. Louisville (03/13/82) | .800 (12-15) |

ASSISTS

Individual

| | |
|---|---|
| t1. Gerald Harris vs. Florida State (03/16/89) | 7 |
| t1. Duane Washington vs. Notre Dame (03/12/87) | 7 |
| t3. Antwain Johnson vs. Butler (03/18/17) | 6 |
| t3. Perrin Buford vs. Michigan State (03/18/16) | 6 |
| t3. Marcos Knight vs. Saint Mary's (03/19/13) | 6 |
| t3. Greg Joyner vs. Detroit (03/13/77) | 6 |
| t3. Bob Martin vs. Detroit (03/13/77) | 6 |

Team

| | |
|----------------------------------|----|
| 1. vs. Detroit (03/13/77) | 24 |
| t2. vs. Minnesota (03/16/17) | 19 |
| t2. vs. Florida State (03/16/89) | 19 |

STEALS

Individual

| | |
|---|---|
| t1. Kerry Hammonds vs. Florida State (03/16/89) | 4 |
| t1. James Johnson vs. North Carolina (03/14/85) | 4 |
| t1. Tim Sisneros vs. Oregon State (03/15/75) | 4 |

Team

| | |
|----------------------------------|----|
| 1. vs. Oregon State (03/15/75) | 12 |
| 2. vs. Florida State (03/16/89) | 9 |
| 3. vs. North Carolina (03/14/85) | 8 |

BLOCKS

Individual

| | |
|--|---|
| 1. Buck Hailey vs. Kentucky (03/11/82) | 5 |
| t2. Lewis Mack vs. Detroit (03/13/77) | 4 |
| t2. George Sorrell vs. Oregon State (03/15/75) | 4 |

Team

| | |
|----------------------------------|---|
| 1. vs. Kentucky (03/11/82) | 8 |
| 2. vs. Oregon State (03/15/75) | 7 |
| 3. vs. Michigan State (03/18/16) | 5 |

MOST TURNOVERS

Individual

| | |
|---|----|
| 1. Lewis Mack vs. Detroit (03/13/77) | 10 |
| 2. Rick Campbell vs. Louisville (03/13/82) | 8 |
| 3. Jimmy Martin vs. Oregon State (03/15/75) | 6 |

Team

| | |
|--------------------------------|----|
| 1. vs. Oregon State (03/15/75) | 31 |
| 2. vs. Louisville (03/13/82) | 26 |
| 3. vs. Detroit (03/13/77) | 22 |

FEWEST TURNOVERS

Team

| | |
|--------------------------------|---|
| t1. vs. Minnesota (03/16/17) | 8 |
| t1. vs. Virginia (03/18/89) | 8 |
| 3. vs. Saint Mary's (03/19/13) | 9 |

MINUTES PLAYED

Individual

| | |
|--|----|
| t1. Jerry Beck vs. Kentucky (03/11/82) | 40 |
| t1. Edward Perry vs. Kentucky (03/11/82) | 40 |
| t1. Greg Joyner vs. Detroit (03/13/77) | 40 |
| t1. Bob Martin vs. Detroit (03/13/77) | 40 |
| t1. George Sorrell vs. Oregon State (03/15/75) | 40 |



POINTS

Individual

| | |
|--|----|
| 1. Randy Henry vs. Boston College (03/26/88) | 34 |
| t2. Giddy Potts vs. Vermont (03/13/18) | 25 |
| t2. Kim Cooksey vs. Clemson (03/13/86) | 25 |

Team

| | |
|-----------------------------|----|
| 1. vs. Vermont (03/13/18) | 91 |
| 2. vs. Marshall (03/21/12) | 86 |
| 3. vs. Tennessee (03/18/88) | 85 |

REBOUNDS

Individual

| | |
|---|----|
| 1. LaRon Dendy vs. Marshall (03/21/12) | 13 |
| t2. Nick King vs. Vermont (03/13/18) | 12 |
| t2. Randy Henry vs. Boston College (03/26/88) | 12 |
| t2. Dwayne Rainey vs. Boston College (03/26/88) | 12 |
| t2. Randy Henry vs. Georgia (03/22/88) | 12 |

Team

| | |
|----------------------------------|----|
| 1. vs. Boston College (03/26/88) | 47 |
| t2. vs. Georgia (03/22/88) | 46 |
| t2. vs. Tennessee (03/18/88) | 46 |

FIELD GOALS MADE

Individual

| | |
|--|----|
| 1. Randy Henry vs. Boston College (03/26/88) | 15 |
| 2. Tyrus Baynham vs. Georgia (03/22/88) | 11 |
| t3. Nick King vs. Louisville (13/18/18) | 9 |
| t3. Giddy Potts vs. Vermont (03/13/18) | 9 |
| t3. Kim Cooksey vs. Clemson (03/13/86) | 9 |

Team

| | |
|----------------------------|----|
| 1. vs. Vermont (03/13/18) | 38 |
| 2. vs. Clemson (03/13/86) | 34 |
| 3. vs. Marshall (03/21/12) | 32 |

FIELD GOALS ATTEMPTED

Individual

| | |
|--|----|
| 1. Randy Henry vs. Boston College (03/26/88) | 26 |
| 2. Kim Cooksey vs. Clemson (03/13/86) | 20 |
| 3. Nick King vs. Louisville (03/18/18) | 18 |

Team

| | |
|----------------------------------|----|
| 1. vs. Clemson (03/13/86) | 76 |
| 2. vs. Boston College (03/26/88) | 74 |
| 3. vs. Marshall (03/21/12) | 61 |

FIELD GOAL PERCENTAGE

Individual

(minimum 5 made)

| | |
|--|-------------|
| 1. Brandon Walters vs. Louisville (03/18/18) | 1.000 (6-6) |
| 2. Antwain Johnson vs. Vermont (03/13/18) | .857 (6-7) |
| 3. JT Sulton vs. Marshall (03/21/12) | .833 (5-6) |

Team

(minimum 20 made)

| | |
|------------------------------|--------------|
| 1. vs. Vermont (03/13/18) | .633 (38-60) |
| 2. vs. Marshall (03/21/12) | .525 (32-61) |
| 3. vs. Louisville (03/18/18) | .510 (26-51) |

3-POINT FIELD GOALS MADE

Individual

| | |
|--|---|
| 1. Giddy Potts vs. Vermont (03/13/18) | 6 |
| t2. Chris Rainey vs. Tennessee (03/18/88) | 3 |
| t2. Raymond Cintron vs. Minnesota (03/21/12) | 3 |

Team

| | |
|------------------------------|----|
| 1. vs. Vermont (03/13/18) | 10 |
| 2. vs. Louisville (03/18/18) | 5 |
| t3. vs. Minnesota (03/21/12) | 4 |
| t3. vs. Marshall (03/21/12) | 4 |

3-POINT FIELD GOALS ATTEMPTED

Individual

| | |
|---|----|
| 1. Giddy Potts vs. Vermont (03/13/18) | 11 |
| 2. Chris Rainey vs. Boston College (03/26/88) | 10 |
| 3. Giddy Potts vs. Louisville (03/18/18) | 7 |

Team

| | |
|-----------------------------------|----|
| 1. vs. Vermont (03/13/18) | 21 |
| t2. vs. Boston College (03/26/88) | 15 |
| t2. vs. Louisville (03/18/18) | 15 |

3-POINT FIELD GOAL PERCENTAGE

Individual

(minimum 3 made)

| | |
|---|-------------|
| 1. Chris Rainey vs. Tennessee (03/18/88) | .750 (3-4) |
| 2. Raymond Cintron vs. Minnesota (03/21/12) | .600 (3-5) |
| 3. Giddy Potts vs. Vermont (03/13/18) | .545 (6-11) |

Team

(minimum 6 made)

| | |
|---------------------------|--------------|
| 1. vs. Vermont (03/13/18) | .476 (10-21) |
|---------------------------|--------------|





- NIT RECORDS -

FREE THROWS MADE

Individual

| | |
|---|---|
| 1. Gerald Harris vs. Tennessee (03/18/88) | 9 |
| 2. Bruce Massey vs. Tennessee (03/19/12) | 8 |
| 3. Kim Cooksey vs. Clemson (03/13/86) | 7 |

Team

| | |
|------------------------------|----|
| 1. vs. Tennessee (03/18/88) | 26 |
| 2. vs. Tennessee (03/19/12) | 20 |
| t3. vs. Minnesota (03/21/12) | 18 |
| t3. vs. Marshall (03/13/12) | 18 |

FREE THROWS ATTEMPTED

Individual

| | |
|--|----|
| t1. LaRon Dendy vs. Marshall (03/13/12) | 11 |
| t1. Gerald Harris vs. Tennessee (03/18/88) | 11 |
| 3. Bruce Massey vs. Tennessee (03/19/12) | 9 |

Team

| | |
|------------------------------|----|
| t1. vs. Marshall (03/13/12) | 31 |
| t1. vs. Tennessee (03/18/88) | 31 |
| 3. vs. Tennessee (03/19/12) | 28 |

FREE THROW PERCENTAGE

Individual

(minimum 5 made)

| | |
|--|-------------|
| 1. Kim Cooksey vs. Clemson (03/13/86) | 1.000 (7-7) |
| 2. Bruce Massey vs. Tennessee (03/19/12) | .889 (8-9) |
| 3. Chris Rainey vs. Tennessee (03/18/88) | .833 (5-6) |

Team

(minimum 10 made)

| | |
|-----------------------------|--------------|
| 1. vs. Tennessee (03/18/88) | .839 (26-31) |
| 2. vs. Minnesota (03/21/12) | .750 (18-24) |
| 3. vs. Tennessee (03/19/12) | .714 (20-28) |

ASSISTS

Individual

| | |
|---|---|
| 1. Gerald Harris vs. Georgia (03/22/88) | 9 |
| 2. Jimmy Oden vs. Marshall (03/13/12) | 8 |
| 3. Bruce Massey vs. Marshall (03/13/12) | 7 |

Team

| | |
|----------------------------|----|
| 1. vs. Marshall (03/13/12) | 23 |
| 2. vs. Vermont (03/13/18) | 21 |
| 3. vs. Georgia (03/22/88) | 19 |

STEALS

Individual

| | |
|---|---|
| 1. Marcos Knight vs. Minnesota (03/21/12) | 4 |
| t2. Bruce Massey vs. Tennessee (03/19/12) | 3 |
| t2. Gerald Harris vs. Tennessee (03/18/88) | 3 |
| t2. Duane Washington vs. Clemson (03/13/86) | 3 |

Team

| | |
|------------------------------|---|
| t1. vs. Minnesota (03/21/12) | 7 |
| t1. vs. Tennessee (03/18/88) | 7 |
| t3. vs. Vermont (03/13/18) | 6 |
| t3. vs. Marshall (03/13/18) | 6 |
| t3. vs. Clemson (03/13/86) | 6 |

BLOCKS

Individual

| | |
|--|---|
| 1. Brandon Walters vs. Vermont (03/13/18) | 4 |
| 2. Shawn Jones vs. Minnesota (03/21/12) | 3 |
| t3. Chris Ingram vs. Boston College (03/26/88) | 2 |
| t3. Chris Ingram vs. Georgia (03/22/88) | 2 |

Team

| | |
|------------------------------|---|
| t1. vs. Vermont (03/13/18) | 5 |
| t1. vs. Minnesota (03/21/12) | 5 |
| 3. vs. Georgia (03/22/88) | 4 |

MOST TURNOVERS

Individual

| | |
|--|---|
| 1. Bruce Massey vs. Tennessee (03/19/12) | 7 |
| t2. Nick King vs. Vermont (03/13/18) | 5 |
| t2. Gerald Harris vs. Georgia (03/22/88) | 5 |

Team

| | |
|------------------------------|----|
| t1. vs. Minnesota (03/21/12) | 17 |
| t1. vs. Tennessee (03/19/12) | 17 |
| 3. vs. Louisville (03/18/18) | 15 |

FEWEST TURNOVERS

Team

| | |
|----------------------------------|----|
| 1. vs. Boston College (03/26/88) | 7 |
| 2. vs. Marshall (03/13/12) | 9 |
| 3. vs. Georgia (03/22/88) | 12 |

MINUTES PLAYED

Individual

| | |
|---|----|
| t1. Randy Henry vs. Boston College (03/26/88) | 40 |
| t1. Kim Cooksey vs. Clemson (03/13/86) | 40 |
| t3. Tyrus Baynham vs. Boston College (03/26/88) | 39 |
| t3. Tyrus Baynham vs. Tennessee (03/18/88) | 39 |



HISTORY/RECORDS

- CIT RECORDS -

POINTS

Individual

| | |
|--|----|
| 1. Desmond Yates vs. Missouri State (03/17/10) | 30 |
| 2. Montarrio Haddock vs. Missouri State (03/17/10) | 16 |
| 3. James Washington vs. Missouri State (03/17/10) | 13 |

Team

| | |
|----------------------------------|----|
| 1. vs. Missouri State (03/17/10) | 79 |
| 2. vs. Kent State (03/18/15) | 56 |

REBOUNDS

Individual

| | |
|---|---|
| t1. Jacquez Rozier vs. Kent State (03/18/15) | 8 |
| t1. Reggie Upshaw vs. Kent State (03/18/15) | 8 |
| t3. Perrin Buford vs. Kent State (03/18/15) | 6 |
| t3. Montarrio Haddock vs. Missouri State (03/17/10) | 6 |

Team

| | |
|----------------------------------|----|
| 1. vs. Kent State (03/18/15) | 34 |
| 2. vs. Missouri State (03/17/10) | 24 |

FIELD GOALS MADE

Individual

| | |
|--|----|
| 1. Desmond Yates vs. Missouri State (03/17/10) | 12 |
| 2. Montarrio Haddock vs. Missouri State (03/17/10) | 7 |
| t3. Perrin Buford vs. Kent State (03/18/15) | 4 |
| t3. James Washington vs. Missouri State (03/17/10) | 4 |

Team

| | |
|----------------------------------|----|
| 1. vs. Missouri State (03/17/10) | 30 |
| 2. vs. Kent State (03/18/15) | 17 |

FIELD GOALS ATTEMPTED

Individual

| | |
|---|----|
| 1. Desmond Yates vs. Missouri State (03/17/10) | 15 |
| t2. Montarrio Haddock vs. Missouri State (03/17/10) | 10 |
| t2. James Washington vs. Missouri State (03/17/10) | 10 |

Team

| | |
|----------------------------------|----|
| 1. vs. Missouri State (03/17/10) | 56 |
| 2. vs. Kent State (03/18/15) | 47 |

FIELD GOAL PERCENTAGE

Individual

(minimum 5 made)

| | |
|--|--------------|
| 1. Desmond Yates vs. Missouri State (03/17/10) | .800 (12-15) |
| 2. Montarrio Haddock vs. Missouri State (03/17/10) | .700 (7-10) |

Team

(minimum 20 made)

| | |
|----------------------------------|--------------|
| 1. vs. Missouri State (03/17/10) | .536 (30-56) |
| 2. vs. Kent State (03/18/15) | .362 (17-47) |

3-POINT FIELD GOALS MADE

Individual

| | |
|---|---|
| t1. James Washington vs. Missouri State (03/17/10) | 4 |
| t1. Desmond Yates vs. Missouri State (03/17/10) | 4 |
| t3. JaQawn Raymond vs. Kent State (03/18/15) | 2 |
| t3. Marcus Tarrance vs. Kent State (03/18/15) | 2 |
| t3. Montarrio Haddock vs. Missouri State (03/17/10) | 2 |

Team

| | |
|----------------------------------|----|
| 1. vs. Missouri State (03/17/10) | 11 |
| 2. vs. Kent State (03/18/15) | 8 |

3-POINT FIELD GOALS ATTEMPTED

Individual

| | |
|---|---|
| 1. James Washington vs. Missouri State (03/17/10) | 7 |
| t2. JaQawn Raymond vs. Kent State (03/18/15) | 5 |
| t2. Desmond Yates vs. Missouri State (03/17/10) | 5 |

Team

| | |
|----------------------------------|----|
| 1. vs. Kent State (03/18/15) | 20 |
| 2. vs. Missouri State (03/17/10) | 19 |

3-POINT FIELD GOAL PERCENTAGE

Individual

(minimum 3 made)

| | |
|---|------------|
| 1. Desmond Yates vs. Missouri State (03/17/10) | .800 (4-5) |
| 2. James Washington vs. Missouri State (03/17/10) | .571 (4-7) |

Team

(minimum 6 made)

| | |
|----------------------------------|--------------|
| 1. vs. Missouri State (03/17/10) | .579 (11-19) |
| 2. vs. Kent State (03/18/15) | .400 (8-20) |

FREE THROWS MADE

Individual

| | |
|---|---|
| 1. Jacquez Rozier vs. Kent State (03/18/15) | 4 |
| 2. DJ Jones vs. Kent State (03/18/15) | 3 |
| t3. Darnell Harris vs. Kent State (03/18/15) | 2 |
| t3. Josh Phillips vs. Kent State (03/18/15) | 2 |
| t3. James Gallman vs. Missouri State (03/17/10) | 2 |
| t3. Calvin O'Neil vs. Missouri State (03/17/10) | 2 |
| t3. Desmond Yates vs. Missouri State (03/17/10) | 2 |

Team

| | |
|----------------------------------|----|
| 1. vs. Kent State (03/18/15) | 14 |
| 2. vs. Missouri State (03/17/10) | 8 |





- CIT RECORDS -

FREE THROWS ATTEMPTED

Individual

| | |
|--|---|
| 1. Jacquez Rozier vs. Kent State (03/18/15) | 6 |
| 2. Darnell Harris vs. Kent State (03/18/15) | 5 |
| t3. DJ Jones vs. Kent State (03/18/15) | 4 |
| t3. Edward Simpson vs. Kent State (03/18/15) | 4 |

Team

| | |
|----------------------------------|----|
| 1. vs. Kent State (03/18/15) | 25 |
| 2. vs. Missouri State (03/17/10) | 11 |

FREE THROW PERCENTAGE

Individual

(minimum 4 made)

| | |
|---|------------|
| 1. Jacquez Rozier vs. Kent State (03/18/15) | .667 (4-6) |
|---|------------|

Team

(minimum 10 made)

| | |
|------------------------------|--------------|
| 1. vs. Kent State (03/18/15) | .560 (14-25) |
|------------------------------|--------------|

ASSISTS

Individual

| | |
|---|---|
| t1. Calvin O'Neil vs. Missouri State (03/17/10) | 4 |
| t1. James Washington vs. Missouri State (03/17/10) | 4 |
| t3. Reggie Upshaw vs. Kent State (03/18/15) | 3 |
| t3. Montarrio Haddock vs. Missouri State (03/17/10) | 3 |

Team

| | |
|----------------------------------|----|
| 1. vs. Missouri State (03/17/10) | 15 |
| 2. vs. Kent State (03/18/15) | 7 |

STEALS

Individual

| | |
|---|---|
| 1. DJ Jones vs. Kent State (03/18/15) | 2 |
| t2. Rod Emanuel vs. Missouri State (03/17/10) | 1 |
| t2. James Gallman vs. Missouri State (03/17/10) | 1 |
| t2. Montarrio Haddock vs. Missouri State (03/17/10) | 1 |
| t2. James Washington vs. Missouri State (03/17/10) | 1 |

Team

| | |
|----------------------------------|---|
| 1. vs. Missouri State (03/17/10) | 4 |
| 2. vs. Kent State (03/18/15) | 2 |

BLOCKS

Individual

| | |
|--|---|
| 1. Jacquez Rozier vs. Kent State (03/18/15) | 3 |
| t2. Darnell Harris vs. Kent State (03/18/15) | 1 |
| t2. JaQawn Raymond vs. Kent State (03/18/15) | 1 |
| t2. Reggie Upshaw vs. Kent State (03/18/15) | 1 |
| t2. Trevor Ottley vs. Kent State (03/18/15) | 1 |

Team

| | |
|----------------------------------|---|
| 1. vs. Kent State (03/18/15) | 6 |
| 2. vs. Missouri State (03/17/10) | 1 |

MOST TURNOVERS

Individual

| | |
|---|---|
| 1. James Washington vs. Missouri State (03/17/10) | 5 |
| t2. JaQawn Raymond vs. Kent State (03/18/15) | 4 |
| t2. Reggie Upshaw vs. Kent State (03/18/15) | 4 |

Team

| | |
|----------------------------------|----|
| 1. vs. Missouri State (03/17/10) | 12 |
| 2. vs. Kent State (03/18/15) | 11 |

FEWEST TURNOVERS

Team

| | |
|----------------------------------|----|
| 1. vs. Kent State (03/18/15) | 11 |
| 2. vs. Missouri State (03/17/10) | 12 |

MINUTES PLAYED

Individual

| | |
|---|----|
| 1. Calvin O'Neil vs. Missouri State (03/17/10) | 35 |
| t2. Montarrio Haddock vs. Missouri State (03/17/10) | 34 |
| t2. James Washington vs. Missouri State (03/17/10) | 34 |



POINTS

Individual

| | |
|---|----|
| 1. Donovan Sims vs. UNC Wilmington (03/23/22) | 27 |
| t2. DeAndre Dishman vs. California Baptist (03/19/22) | 17 |
| t2. Eli Lawrence vs. Abilene Christian (03/22/22) | 17 |
| t2. Donovan Sims vs. Abilene Christian (03/22/22) | 17 |
| t2. DeAndre Dishman vs. UNC Wilmington (03/23/22) | 17 |

Team

| | |
|-------------------------------------|----|
| 1. vs. UNC Wilmington (03/23/22) | 90 |
| 2. vs. Abilene Christian (03/22/22) | 85 |

REBOUNDS

Individual

| | |
|--|---|
| t1. Donovan Sims vs. UNC Wilmington (03/23/22) | 8 |
| t1. Eli Lawrence vs. UNC Wilmington (03/23/22) | 8 |
| 3. Camryn Weston vs. UNC Wilmington (03/23/22) | 7 |

Team

| | |
|--------------------------------------|----|
| 1. vs. UNC Wilmington (03/23/22) | 52 |
| 2. vs. California Baptist (03/19/22) | 34 |

FIELD GOALS MADE

Individual

| | |
|---|---|
| 1. DeAndre Dishman vs. UNC Wilmington (03/23/22) | 7 |
| t2. Donovan Sims vs. Boston U (03/21/22) | 6 |
| t2. DeAndre Dishman vs. Boston U (03/21/22) | 6 |
| t2. Donovan Sims vs. Abilene Christian (03/22/22) | 6 |

Team

| | |
|--------------------------------------|----|
| t1. vs. Boston U (03/21/22) | 30 |
| t1. vs. Abilene Christian (03/22/22) | 30 |
| t1. vs. UNC Wilmington (03/23/22) | 30 |

FIELD GOALS ATTEMPTED

Individual

| | |
|---|----|
| 1. Donovan Sims vs. UNC Wilmington (03/23/22) | 17 |
| 2. Donovan Sims vs. Boston U (03/21/22) | 12 |
| 3. DeAndre Dishman vs. Boston U (03/21/22) | 11 |

Team

| | |
|----------------------------------|----|
| 1. vs. UNC Wilmington (03/23/22) | 65 |
| 2. vs. Boston U (03/21/22) | 54 |

FIELD GOAL PERCENTAGE

Individual

(minimum 5 made)

| | |
|--|-------------|
| 1. DeAndre Dishman vs. UNCW (03/23/22) | .700 (7-10) |
| 2. Donovan Sims vs. Abilene Christian (03/22/22) | .600 (6-10) |

Team

(minimum 20 made)

| | |
|-------------------------------------|--------------|
| 1. vs. Boston U (03/21/22) | .566 (30-54) |
| 2. vs. Abilene Christian (03/22/22) | .556 (30-53) |

3-POINT FIELD GOALS MADE

Individual

| | |
|---|---|
| t1. Teafale Lenard vs. Boston U (03/21/22) | 3 |
| t1. Elias King vs. Boston U (03/21/22) | 3 |
| t1. Donovan Sims vs. Abilene Christian (03/22/22) | 3 |
| t1. Donovan Sims vs. UNCW (03/23/22) | 3 |

Team

| | |
|--------------------------------------|----|
| t1. vs. Boston U (03/21/22) | 10 |
| t1. vs. Abilene Christian (03/22/22) | 10 |

3-POINT FIELD GOALS ATTEMPTED

Individual

| | |
|---|---|
| 1. Donovan Sims vs. UNCW (03/23/22) | 9 |
| t2. Donovan Sims vs. Abilene Christian (03/22/22) | 6 |
| t2. Eli Lawrence vs. Abilene Christian (03/22/22) | 6 |

Team

| | |
|----------------------------|----|
| 1. vs. UNCW (03/23/22) | 28 |
| 2. vs. Boston U (03/21/22) | 24 |

3-POINT FIELD GOAL PERCENTAGE

Individual

(minimum 3 made)

| | |
|--|------------|
| t1. Teafale Lenard vs. Boston U (03/21/22) | .600 (3-5) |
| t1. Elias King vs. Boston U (03/21/22) | .600 (3-5) |

Team

(minimum 6 made)

| | |
|-------------------------------------|--------------|
| 1. vs. Abilene Christian (03/22/22) | .455 (10-22) |
| 2. vs. Boston U (03/21/22) | .417 (10-24) |

FREE THROWS MADE

Individual

| | |
|--|----|
| 1. Donovan Sims vs. UNCW (03/23/22) | 14 |
| 2. DeAndre Dishman vs. California Baptist (03/19/22) | 7 |
| t3. Eli Lawrence vs. Abilene Christian (03/22/22) | 5 |
| t3. Camryn Weston vs. Abilene Christian (03/22/22) | 5 |

Team

| | |
|--------------------------------------|----|
| 1. vs. UNCW (03/23/22) | 34 |
| 2. vs. California Baptist (03/19/22) | 20 |

FREE THROWS ATTEMPTED

Individual

| | |
|--|----|
| 1. Donovan Sims vs. UNCW (03/23/22) | 16 |
| 2. DeAndre Dishman vs. California Baptist (03/19/22) | 9 |
| 3. Tyler Millin vs. UNCW (03/23/22) | 8 |

Team

| | |
|---------------------------------------|----|
| 1. vs. UNCW (03/23/22) | 46 |
| t2. vs. California Baptist (03/19/22) | 23 |
| t2. vs. Abilene Christian (03/22/22) | 23 |





- CBI RECORDS -

FREE THROW PERCENTAGE

Individual (minimum 4 made)

1. Christian Fussell vs. California Baptist (03/19/22) 1.000 (4-4)

Team (minimum 10 made)

1. vs. California Baptist (03/19/22) .870 (20-23)

ASSISTS

Individual

1. Camryn Weston vs. Abilene Christian (03/22/22) 9
2. Donovan Sims vs. Boston U (03/21/22) 6
3. Donovan Sims vs. Abilene Christian (03/22/22) 5

Team

1. vs. Abilene Christian (03/22/22) 19
2. vs. Boston U (03/21/22) 12

STEALS

Individual

1. Camryn Weston vs. Abilene Christian (03/22/22) 5
- t2. Camryn Weston vs. California Baptist (03/19/22) 3
- t2. Donovan Sims vs. Boston U (03/21/22) 3

Team

1. vs. Abilene Christian (03/22/22) 11
2. vs. Boston U (03/21/22) 9

BLOCKS

Individual

- t1. Teafale Lenard vs. Boston U (03/21/22) 4
- t1. Teafale Lenard vs. UNC Wilmington (03/23/22) 4
- t3. Several tied 1

Team

1. vs. UNC Wilmington (03/23/22) 6
2. vs. Boston U (03/21/22) 5

MOST TURNOVERS

Individual

- t1. DeAndre Dishman vs. California Baptist (03/19/22) 4
- t1. DeAndre Dishman vs. Abilene Christian (03/22/22) 4
- t1. Camryn Weston vs. UNC Wilmington (03/23/22) 4

Team

- t1. vs. California Baptist (03/19/22) 12
- t1. vs. Abilene Christian (03/22/22) 12

FEWEST TURNOVERS

Team

1. vs. Boston U (03/21/22) 7
2. vs. UNC Wilmington (03/23/22) 10

MINUTES PLAYED

Individual

1. Donovan Sims vs. UNC Wilmington (03/23/22) 48
2. Teafale Lenard, Jr. vs. UNC Wilmington (03/23/22) 38
3. Eli Lawrence vs. UNC Wilmington (03/23/22) 34



- HONORS & AWARDS -

| USA TODAY ALL-AMERICA THIRD TEAM | |
|---|------|
| Nick King | 2018 |

| KARL MALONE AWARD FINALIST | |
|-----------------------------------|------|
| Nick King | 2018 |

| C-USA PLAYER OF THE YEAR | |
|---------------------------------|------|
| Shawn Jones | 2014 |
| JaCorey Williams | 2017 |
| Nick King | 2018 |

| C-USA NEWCOMER OF THE YEAR | |
|-----------------------------------|------|
| JaCorey Williams | 2017 |
| Nick King | 2018 |
| Antonio Green | 2019 |

| FIRST TEAM ALL-C-USA | |
|-----------------------------|------|
| Shawn Jones | 2014 |
| JaCorey Williams | 2017 |
| Nick King | 2018 |

| SECOND TEAM ALL-C-USA | |
|------------------------------|------|
| Reggie Upshaw | 2016 |
| Reggie Upshaw | 2017 |
| Giddy Potts | 2018 |
| Josh Jefferson | 2022 |
| Eli Lawrence | 2023 |

| THIRD TEAM ALL-C-USA | |
|-----------------------------|------|
| Giddy Potts | 2016 |
| Giddy Potts | 2017 |
| Antonio Green | 2019 |

| HONORABLE MENTION ALL-C-USA | |
|------------------------------------|------|
| Donovan Sims | 2022 |
| DeAndre Dishman | 2023 |
| Teafale Lenard, Jr. | 2023 |
| Camryn Weston | 2023 |

| C-USA ALL-DEFENSIVE TEAM | |
|---------------------------------|------|
| Tweety Knight | 2014 |
| Reggie Upshaw | 2017 |
| Tyrik Dixon | 2018 |
| Teafale Lenard, Jr. | 2023 |

| C-USA ALL-FRESHMAN TEAM | |
|--------------------------------|------|
| Giddy Potts | 2015 |
| Tyrik Dixon | 2017 |
| Tyson Jackson | 2020 |
| Teafale Lenard, Jr. | 2022 |

| C-USA TOURNAMENT MVP | |
|-----------------------------|------|
| Reggie Upshaw | 2016 |
| Giddy Potts | 2017 |

| C-USA ALL-TOURNAMENT TEAM | |
|----------------------------------|------|
| Neiko Hunter | 2014 |
| Perrin Buford | 2015 |
| DJ Jones | 2015 |

| | |
|------------------|------|
| Perrin Buford | 2016 |
| Reggie Upshaw | 2016 |
| Giddy Potts | 2017 |
| Reggie Upshaw | 2017 |
| JaCorey Williams | 2017 |
| DeAndre Dishman | 2022 |
| DeAndre Dishman | 2023 |

| C-USA PLAYERS OF THE WEEK | |
|----------------------------------|---------------|
| Shawn Jones | Dec. 16, 2013 |
| Shawn Jones | Feb. 3, 2014 |
| Kerry Hammonds II | Feb. 18, 2014 |
| Shawn Jones | March 7, 2014 |
| JaCorey Williams | Nov. 28, 2016 |
| JaCorey Williams | Dec. 19, 2016 |
| Reggie Upshaw | Jan. 2, 2017 |
| Nick King | Nov. 20, 2017 |
| Nick King | Dec. 11, 2017 |
| Nick King | Dec. 25, 2017 |
| Nick King | Feb. 12, 2018 |
| Josh Jefferson | Feb. 14, 2022 |

| C-USA FRESHMAN OF THE WEEK | |
|-----------------------------------|---------------|
| Edward Simpson | Dec. 15, 2014 |
| Giddy Potts | Feb. 23, 2015 |
| Tyson Jackson | Dec. 16, 2019 |
| Teafale Lenard, Jr. | Nov. 22, 2021 |
| Teafale Lenard, Jr. | Jan. 17, 2022 |
| Teafale Lenard, Jr. | Feb. 14, 2022 |
| Teafale Lenard, Jr. | Feb. 28, 2022 |

| NABC ALL-DISTRICT FIRST TEAM | |
|-------------------------------------|------|
| Desmond Yates | 2009 |
| James Washington | 2011 |
| LaRon Dendy | 2012 |
| Shawn Jones | 2014 |
| JaCorey Williams | 2017 |
| Reggie Upshaw | 2017 |
| Nick King | 2018 |

| NABC ALL-DISTRICT SECOND TEAM | |
|--------------------------------------|------|
| Marcos Knight | 2012 |
| Giddy Potts | 2016 |
| Reggie Upshaw | 2016 |
| Giddy Potts | 2017 |
| Giddy Potts | 2018 |

| USBWA ALL-DISTRICT TEAM | |
|--------------------------------|------|
| Nick King | 2018 |

| COLLEGE SPORTS MADNESS ALL-HIGH MAJOR FIRST TEAM | |
|---|------|
| Nick King | 2018 |

| TSWA PLAYER OF THE YEAR | |
|--------------------------------|------|
| JaCorey Williams | 2017 |
| Nick King | 2018 |

| TENNESSEE SPORTS HALL OF FAME AMATEUR MALE ATHLETE | |
|---|--|
|---|--|

| OF THE YEAR | |
|--------------------|------|
| Nick King | 2018 |

| SUN BELT PLAYER OF THE YEAR | |
|------------------------------------|------|
| LaRon Dendy | 2012 |

| SUN BELT DEFENSIVE PLAYER OF THE YEAR | |
|--|------|
| Bruce Massey | 2013 |

| FIRST TEAM ALL-SUN BELT | |
|--------------------------------|---------|
| Lee Nosse | 2002 |
| Tommy Gunn | 2003-04 |
| Desmond Yates | 2008 |
| Desmond Yates | 2009 |
| Desmond Yates | 2010 |
| LaRon Dendy | 2012 |
| Marcos Knight | 2013 |

| SECOND TEAM ALL-SUN BELT | |
|---------------------------------|------|
| Mike Dean | 2004 |
| James Washington | 2011 |
| Marcos Knight | 2012 |

| THIRD TEAM ALL-SUN BELT | |
|--------------------------------|------|
| William Pippen | 2003 |
| Michael Cuffee | 2005 |
| Mike Dean | 2005 |
| Adam Vogelsberg | 2006 |
| Kevin Kanaskie | 2007 |
| JT Sulton | 2012 |
| Raymond Cintron | 2013 |
| Bruce Massey | 2013 |

| HONORABLE MENTION ALL-SUN BELT | |
|---|------|
| Tommy Gunn | 2002 |

| SBC ALL-TOURNAMENT TEAM | |
|--------------------------------|------|
| Tommy Gunn | 2003 |
| William Pippen | 2003 |
| Michael Cuffee | 2004 |
| Tommy Gunn | 2004 |
| Kevin Kanaskie | 2008 |
| Desmond Yates | 2008 |

| SBC PLAYERS OF THE WEEK | |
|--------------------------------|---------------|
| William Pippen | Dec. 10, 2001 |
| Lee Nosse | Jan. 14, 2002 |
| William Pippen | Jan. 6, 2003 |
| Desmond Yates | Feb. 11, 2008 |
| Desmond Yates | Dec. 16, 2008 |
| Desmond Yates | Jan. 25, 2010 |
| Marcos Knight | Nov. 22, 2011 |
| LaRon Dendy | Jan. 30, 2012 |
| LaRon Dendy | Feb. 13, 2012 |

| C-USA COACH OF THE YEAR | |
|--------------------------------|------|
| Kermit Davis | 2017 |
| Nick McDevitt | 2022 |





- HONORS & AWARDS -

SBC COACH OF THE YEAR

| | |
|--------------|------|
| Kermit Davis | 2003 |
| Kermit Davis | 2012 |
| Kermit Davis | 2013 |

COLLEGE INSIDER

SBC COACH OF THE YEAR

| | |
|--------------|------|
| Kermit Davis | 2008 |
| Kermit Davis | 2010 |
| Kermit Davis | 2012 |

NABC DISTRICT COACH OF THE YEAR

| | |
|---------------|------|
| Kermit Davis | 2012 |
| Kermit Davis | 2017 |
| Nick McDevitt | 2022 |

TSWA COACH OF THE YEAR

| | |
|--------------|------|
| Kermit Davis | 2012 |
| Kermit Davis | 2017 |

C-USA ALL-ACADEMIC TEAM

| | |
|----------------|------|
| Edward Simpson | 2017 |
| Nick King | 2018 |

C-USA SPIRIT OF SERVICE AWARD

| | |
|----------------|------|
| Reggie Upshaw | 2016 |
| Edward Simpson | 2018 |

C-USA ACADEMIC MEDAL WINNERS

| | |
|------------------------|------|
| Chase Miller | 2016 |
| Edward Simpson | 2016 |
| Nick King | 2018 |
| Therren Shelton-Szmidt | 2018 |

C-USA ACADEMIC HONOR ROLL

| | |
|------------------------|------|
| Xavier Habershaw | 2015 |
| Jacob Ivory | 2015 |
| Edward Simpson | 2015 |
| Karl Gamble | 2016 |
| Stephen Strachan | 2016 |
| Karl Gamble | 2017 |
| Chase Miller | 2017 |
| Edward Simpson | 2017 |
| Antonio Green | 2018 |
| James Hawthorne | 2018 |
| Nick King | 2018 |
| Chase Miller | 2018 |
| Therren Shelton-Szmidt | 2018 |
| David Simmons | 2018 |
| Edward Simpson | 2018 |
| Donovan Sims | 2018 |
| Michael Van Hooser | 2018 |
| Anthony Crump | 2019 |
| KJ Lewis | 2019 |
| Anthony Crump | 2020 |
| DeAndre Dishman | 2020 |
| Jordan Davis | 2020 |
| Jo'Vontae Millner | 2020 |

| | |
|-------------------|------|
| Donovan Sims | 2020 |
| Christian Fussell | 2022 |
| Jack Jubenville | 2022 |

SBC SPORTSMANSHIP AWARD

| | |
|----------------|------|
| Marcus Mason | 2001 |
| William Pippen | 2003 |

SBC COMMISSIONER'S LIST

| | |
|--------------|------|
| John Douglas | 2002 |
| Steve Thomas | 2004 |
| Kyle Young | 2005 |
| Kyle Young | 2007 |

SBC ACADEMIC HONOR ROLL

| | |
|------------------|------|
| Keith Connor | 2003 |
| John Douglas | 2003 |
| Derek Gasper | 2003 |
| Leigh Harlem | 2003 |
| Bryant Mitchell | 2003 |
| Stephen Russell | 2003 |
| Chandler Knox | 2005 |
| Kyle Young | 2006 |
| Desmond Yates | 2007 |
| Demetrius Green | 2008 |
| Kevin Kanaskie | 2008 |
| Eric Allen | 2009 |
| Kevin Kanaskie | 2009 |
| Zane Gibson | 2010 |
| Jason Jones | 2010 |
| Calvin O'Neil | 2010 |
| James Washington | 2010 |
| Demario Williams | 2010 |
| Jason Jones | 2011 |
| Jimmy Oden | 2011 |
| Gavin Gibson | 2012 |

FIRST TEAM ALL-OVC

| | |
|----------------|------|
| Ken Trickey | 1953 |
| Ken Trickey | 1954 |
| Sam Smith | 1954 |
| Doug Shrader | 1955 |
| Bob Williamson | 1958 |
| Larry Stewart | 1964 |
| Willie Brown | 1968 |
| Willie Brown | 1969 |
| Ken Riley | 1970 |
| Ken Riley | 1971 |
| Herman Sykes | 1972 |
| Jimmy Powell | 1973 |
| Jimmy Powell | 1974 |
| Jimmy Martin | 1975 |
| Steve Peeler | 1975 |
| George Sorrell | 1975 |
| Tim Sisneros | 1976 |
| Bob Martin | 1977 |
| Greg Joyner | 1977 |
| Greg Joyner | 1978 |
| Claude Taylor | 1978 |

| | |
|------------------|------|
| Greg Joyner | 1979 |
| Jerry Beck | 1980 |
| Leroy Coleman | 1980 |
| Jerry Beck | 1981 |
| Jerry Beck | 1982 |
| Bob McCann | 1985 |
| Kim Cooksey | 1985 |
| Kim Cooksey | 1986 |
| Duane Washington | 1987 |
| Chris Rainey | 1988 |
| Randy Henry | 1989 |
| Chris Rainey | 1989 |
| Kevin Wallace | 1990 |
| Warren Kidd | 1991 |
| Warren Kidd | 1993 |
| Milton Dean | 1994 |
| Nod Carter | 1997 |
| Aylton Tesch | 1998 |

SECOND TEAM ALL-OVC

| | |
|-----------------|------|
| Bob Burden | 1960 |
| Larry Stewart | 1963 |
| Rick Campbell | 1981 |
| Rick Campbell | 1982 |
| Andrew Tunstill | 1986 |
| Dwayne Rainey | 1987 |
| Randy Henry | 1988 |
| Ty Baynham | 1988 |
| Kerry Hammonds | 1989 |
| Warren Kidd | 1992 |
| Robert Taylor | 1992 |
| Robert Taylor | 1993 |
| Nod Carter | 1996 |
| Roni Bailey | 1997 |
| Fernando Ortiz | 2000 |

HONORABLE MENTION ALL-OVC

| | |
|------------------|---------|
| Ray Kempf | 1964 |
| Billy Martin | 1965 |
| Russell Smith | 1984 |
| Doug Lipscomb | 1984 |
| Kerry Hammonds | 1986 |
| Randy Henry | 1987 |
| Gerald Harris | 1989-90 |
| Chris Ingram | 1991 |
| Kelvin Hammonds | 1992 |
| Quincy Vance | 1992 |
| Tim Gaither | 1995-96 |
| Aylton Tesch | 1996 |
| Freddie Martinez | 1999 |
| Cedrick Wallace | 2000 |

OVC PLAYER OF THE YEAR

| | |
|----------------|------|
| George Sorrell | 1975 |
| Tim Sisneros | 1976 |
| Jerry Beck | 1981 |
| Jerry Beck | 1982 |



- HONORS & AWARDS -

OVC ALL-FRESHMAN TEAM

David Washington 1995

OVC ALL-NEWCOMER TEAM

Nod Carter 1996

Aylton Tesch 1996

Cedrick Wallace 1999

OVC TOURNAMENT MVP

Steve Peeler 1975

Bob Martin 1977

ALL-OVC TOURNAMENT TEAM

Ken Trickey 1953

Sam Smith 1954

Ken Trickey 1954

Doug Shrader 1955

Willie Brown 1967

Steve Peeler 1975

George Sorrell 1975

Claude Taylor 1975

Tim Sisneros 1976

Bob Martin 1977

Greg Joyner 1978

Greg joyner 1979

Jerry Beck 1981

Jerry Beck 1982

Rick Campbell 1982

Kim Cooksey 1985

Lonnie Thompson 1985

James Johnson 1985

Kim Cooksey 1986

Lee Campbell 1986

Kerry Hammonds 1989

Gerald Harris 1989

Randy Henry 1989

Robert Taylor 1991

Warren Kidd 1991

Aylton Tesch 1998

OVC COACH OF THE YEAR

Jimmy Earle 1974

Jimmy Earle 1977

Bruce Stewart 1989





- LETTERWINNERS -

| | |
|----------------------|---------|
| A | |
| Ernest Abercrombie | 1972 |
| Chester Adair | 1956 |
| Travis Akin | 1957 |
| Eric Allen | 2008-09 |
| Fred Allen | 1974-76 |
| Malachi Allen | 1997-98 |
| Charles Anderson | 2002 |
| Marcus Anderson | 1998 |
| Kelechi "K.C." Anuna | 2008-11 |
| Greg Armstrong | 1978-79 |
| Darren Avery | 2006-09 |
| Kent Ayer | 1995-99 |
| Ricky Azantilow | 1995 |

| | |
|-----------------------|---------------------|
| B | |
| Roni Bailey | 1995-97 |
| Joe Baker | 1961-63 |
| Jevon Banks | 1993-94 |
| Jim Banks | 1957 |
| Rod Barber | 1988 |
| Joe Barclay | 1970 |
| Tyrone Barksdale | 1996 |
| Mike Batsel | 1958 |
| Dickie Baugh | 1958 |
| Tyrus Baynham | 1986-88 |
| Jerry Beck | 1981-82 |
| Kenny Beck | 1982 |
| Darryl Bentson | 1968-70 |
| Tim Blue | 2006-07 |
| Bill Boner | 1966 |
| John Bonner | 1975-76 |
| Mason Bonner | 1972-74 |
| Dave Bormann | 1973 |
| Booker Brown | 1969-70 |
| Chester Brown | 1971-73 |
| Julius Brown | 1976-78 |
| Tommy Brown | 1967-69 |
| Willie Brown | 1967-69 |
| Paul Bruns | 1996 |
| Ralph Bryant | 1959-61 |
| Wilkey Buchanan | 1997 |
| Bruce Buck | 1983-84 |
| Mike Buck | 1989-92 |
| Justin Bufford | 2022-Present |
| Perrin Buford | 2015-16 |
| Bob Burden | 1959-61 |
| Ray Burden | 1959-61 |
| Jim Burks | 1955-57 |
| Joe Burks | 1953-56 |
| Sam Burrell | 1977-78 |
| Darnell Butler Jr. | 2019 |

| | |
|-----------------------|---------|
| C | |
| Mantilla Callender | 1997-98 |
| Lee Campbell | 1986 |
| Rick Campbell | 1981-82 |
| Ed "Boom-Boom" Cannon | 1965-67 |
| Render Carden | 1954-56 |
| Noderick "Nod" Carter | 1996-97 |

| | |
|------------------|-----------|
| Trevor Charles | 2011 |
| Tharone Chilton | 2014 |
| Kenyata Chisholm | 2000 |
| Raleigh Choice | 1983-84 |
| Greg Christian | 1991 |
| Keith Christmas | 2004-05 |
| Hal Christianson | 1956 |
| Raymond Cintron | 2012-13 |
| David Clark | 1990, '93 |
| Bobby Clark | 1992-95 |
| Jeff Clifton | 1991 |
| Johnny Cobb | 1999-00 |
| Derry Cochran | 1968-71 |
| Jay Cole | 1966-67 |

| | |
|----------------------------|---------------------|
| Jared Coleman-Jones | 2021-Present |
| Leroy Coleman | 1977-80 |
| Keith Connor | 2003-04 |
| Tony Cook | 1987 |
| Kim Cooksey | 1985-86 |
| Quavuis Copeland | 2016-17 |
| Tim Corder | 1991-92 |
| Anthony "Ant" Crump | 2019-20 |
| Michael Cuffee | 2004-05 |
| Francis "Fats" Cuyler | 2005-06 |

| | |
|------------------------|---------|
| D | |
| Paul Dailey | 1960-62 |
| Frank "Slim" Davis | 1956-58 |
| Jordan Davis | 2021 |
| LaRae Davis | 1983-84 |
| Ramond Davis | 1991-93 |
| Mike Dean | 2004-05 |
| Milton Dean | 1993-94 |
| LaRon Dendy | 2012 |
| John Denen | 1979 |
| Clint Dennison | 1976-78 |
| DeAndre "Dish" Dishman | 2021-23 |
| Tyrik Dixon | 2017-18 |
| Dwayne Dorsey | 1982-83 |
| Jim "Snag" Drew | 1970-73 |
| Shawn Driskill | 1994-95 |
| Richard Duncan | 1997-99 |
| Wes Durrant | 2004-06 |

| | |
|-----------------|---------|
| E | |
| Rod Emanuel | 2009-11 |
| Julian Edmonson | 2012 |

| | |
|--------------------------|---------|
| F | |
| Junior Farquhar | 2019 |
| Dave Fesko | 1972 |
| Chuck Fiedler | 1965-67 |
| Roger Fisher | 1969-71 |
| Curtis Fitts | 1978-81 |
| Oscar Fitzgerald | 1958 |
| Aldonis Foote | 2015-17 |
| G. Nelson Forrester | 1948-52 |
| Mike Frost | 1979-82 |
| Christian "Fuss" Fussell | 2021-23 |

| | |
|---------------------------|---------|
| G | |
| Karl Gamble | 2016-19 |
| Tim Gaither | 1993-96 |
| James Gallman | 2010-13 |
| Bobby Gardner | 1965-67 |
| Jim Ghibaudy | 1964-66 |
| Gavin Gibson | 2012-15 |
| Zane Gibson | 2011-14 |
| Broderick "Rod" Gilchrest | 2008 |
| Velvius Goodloe | 1995-96 |
| Antonio "Tone" Green | 2019-20 |
| Demetrius "Duna" Green | 2008-09 |
| Leslie Gregory | 1988 |
| Tommy Griffith | 1954-56 |
| Tommy Gunn | 2001-04 |

| | |
|----------------------------|--------------|
| H | |
| Xavier Habersham | 2016-17 |
| Montarrio Haddock | 2009-10 |
| Lucious "Buck" Hailey | 1981-82 |
| Donaries "Dino" Hair | 2006-09 |
| Ray Hammers | 1958-60 |
| Kelvin Hammonds | 1991-92 |
| Kerry Hammonds | 1985-87, '89 |
| Kerry Hammonds II | 2011-14 |
| Kevin "K.J." Harden | 1995-98 |
| Chris Harris | 1979-82 |
| Darnell Harris | 2014-16 |
| Frank Harris | 1967-68 |
| Gerald Harris | 1987-90 |
| James "Tookie" Hawthorne | 2018-19 |
| Cordell Haynie | 1979 |
| Jim Henry | 1956 |
| Randy Henry | 1986-89 |
| Cory Herald | 2011 |
| Uriah Hethington | 2008 |
| Jani Hiltunen | 2000-01 |
| Tom Hogshead | 1951-55 |
| Paul Holland | 1960-62 |
| John Hopson | 2007-08 |
| Bud Howard | 2006 |
| Fred Howard | 1967-68 |
| Theryn Hudson | 2005-08, '10 |
| Terry Hughes | 1997-98 |
| John "Helicopter" Humphrey | 2002-03 |
| Jeff Hunter | 1989-92 |
| Neiko Hunter | 2013-14 |
| Jerry Hurst | 1957-58 |

| | |
|--------------|---------|
| I | |
| Chris Ingram | 1988-91 |
| Leon Issac | 1984-85 |
| Jacob Ivory | 2015-16 |

| | |
|----------------|-----------|
| J | |
| Barry Jackson | 1965 |
| Steven Jackson | 2001-04 |
| Titus Jackson | 1990 |
| Tyson Jackson | 2020-2021 |
| Josh Jefferson | 2022 |



HISTORY/RECORDS

- LETTERWINNERS -

| | | | | | |
|--------------------------|---------------------|----------------------------|---------------------|-------------------------|--------------|
| Tavarres Jefferson | 2014 | Bruce Massey | 2012-13 | JaQuel Richmond | 2015 |
| Mike Jessee | 1972 | Danny Mayfield | 1981-83 | Jimmy Riley | 1978-79 |
| Marvin Jinette | 1955-57 | Jack McCauley | 1960-62 | Ken "Kru" Riley | 1968, '70-71 |
| Antwain Johnson | 2017-18 | Steve McElhaney | 1969 | Marcus Robinson | 2003-04 |
| James "JJ" Johnson | 1985-86 | Ali McGhee | 1998-99 | Steve Rogers | 1988 |
| Jayce Johnson | 2019-2021 | Jimmy McGill | 1986-87 | Jacquez Rozier | 2012-15 |
| Jeff Johnson | 1992 | Ron McKnight | 2000 | | |
| Nigel Johnson | 2006-09 | Lew McManus | 1958 | S | |
| Terry Johnson | 1971-72 | Phil Meadows | 1964-65 | Darrio Scott | 2004-05 |
| Wally Johnson | 1958 | Dan Midgett | 1964-65 | Terry Scott | 1968-70 |
| William "Willie" Johnson | 1981-82 | Mike Milholland | 1964-65 | Reggie Scurry | 2019-20 |
| Matt Joines | 2009-10 | Billy Miller | 1984-87 | Brent Secrest | 1994-96 |
| C.J. Jones | 2020 | Chase Miller | 2017-19 | Doug Shrader | 1954-56 |
| Dwain Jones | 1961 | Tyler Millin | 2020-23 | Therren Shelton-Szmidt | 2018 |
| Devante "DJ" Jones | 2015 | Jo'Vontae "JV" Millner | 2020-2021 | Dontrell Shuler | 2021 |
| Jason "JJ" Jones | 2011-13 | Bryant Mitchell | 2001-03 | David Simmons | 2018 |
| Josh Jones | 2009-10 | Marcus Mitchell | 2021 | Edward Simpson | 2015-18 |
| Shawn Jones | 2011-14 | Torrey Moore | 1995-97 | Donovan Sims | 2018-22 |
| Phil Jones | 1961-62 | Marcus Morrison | 2005-06 | Tim Sisneros | 1973-76 |
| Jalen Jordan | 2021-Present | Lawrence Mosley | 2019 | Will Slatten | 2018 |
| Greg Joyner | 1977-79 | | | Don Smith | 1959-60 |
| Jack Jubenville | 2023-Present | N | | Russell "Slim" Smith | 1984-85 |
| | | Ronnie Newman | 1958 | TreVon Smith | 2023 |
| K | | Ed Newton | 1960-62 | Bryan Smithson | 2004-05 |
| Kevin Kanaskie | 2006-09 | Bill Nickell | 1961-63 | Phil Snell | 1987-88 |
| Ray Kempf | 1964-65 | Greg Nimmo | 1983 | George Sorrell | 1974-75 |
| Warren "Big Cat" Kidd | 1991-93 | Lee Nosse | 1998-00, '02 | Jim Spencer | 1964-65 |
| Elias King | 2021-Present | | | Larry Stewart | 1963-64 |
| Gerald King | 1999 | O | | George Stotser | 1956 |
| Nick King | 2018 | Jimmy Oden | 2011-12 | Stephen Strachan | 2017 |
| Marcos Knight | 2012-13 | Calvin O'Neil | 2006-07, '09-10 | Jontaveous "JT" Sulton | 2010-13 |
| Trantell "Tweety" Knight | 2013-14 | Fernando Ortiz | 2000-01 | Stan Sumrell | 1968-71 |
| Sean Kromah | 2020 | Trevor Ottley | 2010-11 | Jack Sutter | 1965-67 |
| | | | | Ellious Swanigan | 1999 |
| L | | P | | Herman "The Worm" Sykes | 1971-72 |
| Greg Laravie | 1975-77 | Eric Parham | 2002-03 | | |
| Rick Lasseter | 1968-69 | Steve Peeler | 1974-75 | T | |
| Eli Lawrence | 2020-23 | Finoy Perkins | 2012-13 | Marcus Tarrance | 2013-15 |
| Tommy Legg | 1970 | Edward "Pancakes" Perry | 1980-83 | Claude "Sleepy" Taylor | 1975-78 |
| Teafale "T" Lenard, Jr. | 2022-23 | Wardell "Poundcakes" Perry | 1982-83 | Robert "Cateye" Taylor | 1990-93 |
| Kydjiana "KJ" Lewis | 2019 | Joshua Phillips | 2014-16 | Iiro Tenngren | 2000-02 |
| Doug Lipscomb | 1983-84 | William Pippen | 2002-03 | Aylton Tesch | 1996, '98 |
| John David Little | 2009-10 | Don Plonk | 1957 | Dale Thomas | 1999-01 |
| Jonathan Loe | 2005 | Art Polk | 1967-69 | Davion Thomas | 2018 |
| Luigi Lopes | 2001-02 | Jestin Porter | 2023-Present | Steve Thomas | 2005 |
| Marcus Lovett | 1995 | Nathaniel "Giddy" Potts | 2015-18 | Terry Thomas | 1965-67 |
| | | Jimmy Powell | 1973-74 | Andrew Thompson | 1984 |
| M | | Nick Prater | 1971-73 | Gil Thompson | 1976 |
| Lewis "Louie" Mack | 1976-77 | John Price | 1954, '57-59 | Lonnie Thompson | 1984-85 |
| Marcus Mason | 2000-01 | Rod Pryor | 1993 | Dave Thorton | 1980 |
| Kim Malcolm | 1974 | Karl "Kip" Puryear | 1976-77 | Forrest Toms | 1973-74 |
| Charles Manar | 1957 | | | Ken Trickley | 1952-55 |
| Maury Mapes | 1981-84 | R | | Andrew Tunstill | 1986-87 |
| Reggie Marshall | 1998 | Chris Rainey | 1987-89 | | |
| Bill Martin | 1963-65 | Dwayne "Bam Bam" Rainey | 1986-88 | U | |
| Bob Martin | 1977-78 | Larry "Dog" Rainey | 1971 | Reggie Upshaw, Jr. | 2014-17 |
| Jimmy "Stick" Martin | 1973-75 | Robby Randolph | 1980-81 | | |
| Raymond "Zoom" Martin | 1979-81 | JaQawn Raymond | 2014-2016 | V | |
| Freddie Martinez | 1997-01 | Derek Render | 1977-78 | Quincy "Q" Vance | 1989-92 |
| TJ Massenbug | 2019 | Napoleon Rhodes | 2003 | Adam Vogelsberg | 2006 |



- LETTERWINNERS -

W

| | |
|------------------------|---------------------|
| Tim Wagner | 1962-64 |
| Torin Walker | 2011-14 |
| Cedrick Wallace | 1999-00 |
| Kevin Wallace | 1989-90 |
| Brandon Walters | 2017-18 |
| Chad Wampler | 1993-95, '96-97 |
| David Washington | 1995-96 |
| Duane Washington | 1986-87 |
| James "BJ" Washington | 2009-11 |
| Paul Washington | 1994-95 |
| Demario Watson | 2001-03 |
| Malandrick Webb | 1989-90 |
| Alex Weekes | 2004-05 |
| Camryn Weston | 2022-Present |
| Fred White | 2002 |
| Garrick White | 2002 |
| Kevin White | 1998-01 |
| Tom Whittington | 1964-66 |
| Jonathan Whitworth | 2000-01 |
| Jermale Wilkerson | 2001-02 |
| D'Marius Wilkes | 2001-02 |
| Demario Williams | 2008-10 |
| JaCorey Williams | 2017 |
| Bob Williamson | 1957-59 |
| Ron Wilmouth | 1962-64 |
| Brad Wilson | 1970 |
| Bryant Woodford | 1984 |
| Kenon Wright | 1994 |
| Y | |
| Bubba Yarbrough | 1970-72 |
| Desmond "Boogie" Yates | 2007-10 |
| Ted York | 1956-57 |
| Kyle Young | 2004-07 |





CUSA®

GoBlueRaiders.com



GoBlueRaiders.com

