



ELI
LAWRENCE

DEANDRE
DISHMAN

BLUE RAIDERS

2022-23 MEN'S BASKETBALL MEDIA GUIDE

STICK TOGETHER



CAMRYN WESTON



TEAFALLEN LENOARD, JR



JUSTIN BUFFORD



JARED COLEMAN-JONES



CHRISTIAN FUSSELL



TYLER MILLIN



SEASON 100

MIDDLE TENNESSEE MEN'S BASKETBALL

GENERAL INFORMATION





- TABLE OF CONTENTS -



i GENERAL INFORMATION

Table of Contents	2
Quick Facts	3
Media Information	4-5
Preseason Outlook	11
Conference USA	12-14

📅 SCHEDULE/OPPONENTS

2021-22 Schedule	16
2021-22 Opponents	17-21

MT 2022-23 BLUE RAIDERS

2022-23 Roster	23
1 Tyler Millin	24-25
2 DeAndre Dishman	26-27
3 Jestin Porter	28-29
4 Justin Bufford	30-31
5 Eli Lawrence	32-33
10 Elias King	34-35
11 Tre Green	36-37
12 Teafale Lenard, Jr.	38-39
13 Trevon Smith	40-41
14 Jalen Jordan	42-43
15 Christian Fussell	44-45
20 Isiah Lightys	46-47
24 Camryn Weston	48-49
23 Jared Coleman-Jones	50-51
55 Jack Jubenville	52-53
Head Coach Nick McDevitt	54-55
Associate Head Coach Wes Long	56
Assistant Coach Logan Johnson	57
Assistant Coach Eric Wilson	58
Director of Operations Rashaad Richardson	59
Support Staff	60-61
Radio/TV Roster	62

🏆 2021-22 REVIEW

2021-22 Results	64
2021-22 Statistics	65
2021-22 Game-By-Game	66
2021-22 Miscellaneous	67
2021-22 Box Scores	68-77
Conference USA Review	78

📊 HISTORY/RECORDS

Individual Records	80-88
1,000-Point Scorers	89-94
Team Records	95-98

Coaching Records	99
Miscellaneous Records	100-101
Murphy Center Records	102-103
Conference USA Game Records	104-105
Double-Doubles	106-111
Overtime Games	112
100-Point Games	113
Yearly Leaders	114-119
Year-By-Year Stats	120-121
Year-By-Year Results	122-139
All-Time Series Record	140-160
Season Openers	161
Conference Openers	162
Regular Season Tournaments	163-164
Conference Tournaments	165-166
C-USA Tournament Records	167-168
Postseason Tournaments	169
NCAA Tournament Records	170-171
NIT Records	172-173
CIT Records	174-175
CBI Records	176-177
Honors & Awards	178-180
Letterwinners	181-183
Notes	184-186

CREDITS

The 2022-23 Middle Tennessee Men's Basketball Media Guide is a product of the Athletic Communications Department.

Editor: Thomas Donley
Design & Layout: Thomas Donley
Cover & Graphic Design: Thomas Donley, and Vy Ha
Editorial Assistance: Matt Posey and Jim Simpson
Printing: MTSU Printing Services

Mission Statement: The MTSU athletic program promotes excellence in athletics and provides academic and athletic opportunities for every student-athlete, the University, and the community. Building on tradition, the program advances the University's regional and national stature and creates opportunities for innovative partnerships throughout the region. Middle Tennessee State University continually works to maximize human, financial, and physical resources to create and heighten the quality of its sports programs.

0922-1153 / Middle Tennessee State University does not discriminate on the basis of race, color, national origin, sex, or disability. See our full policy at www.mtsu.edu/iee.



- QUICK FACTS -

UNIVERSITY INFORMATION

Location	Murfreesboro, Tenn.
Founded	1911
Enrollment	20,857 (Fall 2021)
President	Dr. Sidney McPhee
Director of Athletics	Chris Massaro
Nickname	Blue Raiders
Colors	Royal Blue (PMS 300) & White
Affiliation	Division I
Conference	Conference USA
Arena	Murphy Center
Capacity	11,520
Record	523-179 (.745)
Ticket Office	(615) 898-2103

BASKETBALL STAFF

Head Coach	Nick McDevitt
Alma Mater	UNC Asheville (2001)
Record at MT (Seasons)	50-73/.407 (4)
Career Record (Seasons)	148-139/.516 (9)
Associate Head Coach	Wes Long, 5th Season
Alma Mater	Clemson (2004)
Assistant Coach	Logan Johnson, 1st Season
Alma Mater	Coastal Carolina (2010)
Assistant Coach	Eric Wilson, 1st Season
Alma Mater	Western Carolina (2008)
Director of Operations	Rashaad Richardson, 1st Season
Alma Mater	Georgia State (2014)
Graduate Assistant	Reggie Scurry, 2nd Season
Alma Mater	Middle Tennessee (2020)
Graduate Assistant	Dakota LeBlanc, 1st Season
Alma Mater	Middle Tennessee (2022)
Athletic Trainer	Reese Shivers, 7th Season
Alma Mater	LSU (2013)
Strength Coach	Brandon Buskey, 1st Season
Alma Mater	Auburn (2018)
MBB Secretary	Emma McKinney
Office Phone	(615) 898-2916

TEAM INFORMATION

2021-22 Overall Record	26-11
C-USA Record (Finish)	13-5 (East 1st)
C-USA Tournament	East No. 1 Seed
Quarterfinal	(1E) MTSU 66, (4W) UTEP 59 (0T)
Semifinal	(2W) UAB 102, (1E) MTSU 98 (30T)
Starters Returning/Lost	3/2
Letterwinners Returning/Lost	11/2
Newcomers	4

BASKETBALL HISTORY

Season of Basketball	100th
First Season	1913-14
All-Time Record	1,283-1,121 (.534)
NCAA Tournament Appearances (Record)	9 (4-9)
Seasons	1975, 77, 82, 85, 87, 89, 2013, 16, 17
NIT Appearances (Record)	4 (5-4)
Seasons	1986, 88, 2012, 18
CIT Appearances (Record)	2 (0-2)
Seasons	2010, 15
CBI Appearances (Record)	1 (3-1)
Seasons	2022

ATHLETIC COMMUNICATIONS

Associate AD/Communications	Mark Owens
Assistant Director	Thomas Donley
Social Media Coordinator	Matt Posey
Staff Writer	Sam Doughton
Communications Assistant	Andrew Glover
Communications Assistant	Carson Herbert
Communications Assistant	Austin Pert
Creative Video Assistant	Braydin Sik
Creative Video Assistant	Jordan Frazier
Creative Video Assistant	Rory Hayes
Social Media Assistant	Ian Mahan
Student Interns	Vy Ha
	Emily Cole, Kaitlyn Hungerford, Maya Lewis, Chris Sakacs, Reed Sellers, Easton Smith, Cam Stevens, Sam Wilde

Mailing Address Athletic Communications
Middle Tennessee
1500 Greenland Drive
Murfreesboro, TN 37132
(615) 898-2968
Fax (615) 898-5626

Phone
Fax



MBB Primary Contact

Thomas Donley
Southern Illinois (2017)
O: (615) 904-8115
C: (217) 740-2875
thomas.donley@mtsu.edu
@donley_thomas



MBB Secondary Contact

Austin Pert
Miami (2021)
O: (615) 473-3744
C: (615) 473-3744
austin.pert@mtsu.edu

SOCIAL MEDIA

Middle Tennessee Athletics	Facebook	Blue Raider Athletics
	Twitter	@MTAthletics
	Instagram	@MTAthletics
Middle Tennessee Men's Basketball	Facebook	@MTMensBasketball
	Twitter	@MT_MBB
	Instagram	@MT_MBB
Head Coach Nick McDevitt	Twitter	@MTCoachNick
Associate Head Coach Wes Long	Twitter	@MT_CoachWesLong
	Instagram	@coachweslong
Assistant Coach Logan Johnson	Twitter	@LoganJohnson10
	Instagram	@loganjohnson10
Assistant Coach Eric Wilson	Twitter	@iamDUB
Conference USA	Facebook	Conference USA
	Twitter	@ConferenceUSA
	Instagram	@ConferenceUSA





- MEDIA INFORMATION -

BRANDING/PREFERRED REFERENCES

While Middle Tennessee State University and MTSU are our full name and abbreviation and are not incorrect, our preference is to be referred to as Middle Tennessee or MT for athletic purposes. The following are examples of unwelcome references:

Middle	Mid. Tenn. St.
M. Tennessee	MTS
Mid. Tenn.	UMT

For more on correct references and branding, or to acquire officially licensed Middle Tennessee logos, please contact Sports Information Director Thomas Donley via e-mail.

DIRECTIONS TO MURPHY CENTER

From Nashville International Airport: Enter Briley Parkway continuing south to the Interstate 24 junction. Take I-24 East to Exit 76 and turn left onto Medical Center Parkway. Follow Medical Center Parkway to Memorial Boulevard. Go left on Memorial to Clark Boulevard. Turn right on Clark Boulevard (at BP station). Follow Clark Boulevard (which becomes Middle Tennessee Boulevard) to intersection at Greenland Drive. Turn left on Greenland Drive. Murphy Center and parking lot are located to the right.

From Nashville: From I-24 East, take Exit 76 and turn left onto Medical Center Parkway. Follow Medical Center Parkway to Memorial Boulevard. Go left on Memorial to Clark Boulevard. Turn right on Clark Boulevard (at BP station). Follow Clark Boulevard (which becomes Middle Tennessee Boulevard) to intersection at Greenland Drive. Turn left on Greenland Drive. Murphy Center and parking lot are located to the right.

From Chattanooga: Take I-24 West to Exit 81; follow U.S. Highway 231 North to Middle Tennessee Boulevard. Turn right and take Middle Tennessee Boulevard to intersection at Greenland Drive. Turn right onto Greenland Drive. Murphy Center and parking lot are located to the right.

From Knoxville: Take Interstate 40 West to Lebanon and exit onto U.S. Highway 231 South and follow approximately 25 miles to Clark Boulevard in Murfreesboro; turn left on Clark Boulevard. Follow Clark Boulevard (which becomes Middle Tennessee Boulevard) to intersection at Greenland Drive. Turn left on Greenland Drive. Murphy Center and parking lot are located to the right.

From Birmingham, AL: Take I-65 North to I-840 East. Take I-840 East towards Murfreesboro to I-24 East. Take Exit 76 and turn left onto Medical Center Parkway. Follow Medical Center Parkway to Memorial Boulevard. Go left on Memorial to Clark Boulevard. Turn right on Clark Boulevard (at BP station). Follow Clark Boulevard (which becomes Middle Tennessee Boulevard) to intersection at Greenland Drive. Turn left on Greenland Drive. Murphy Center and parking lot are located to the right.

WEEKLY TEAM MEDIA AVAILABILITY

Head Coach Nick McDevitt and members of the Blue Raider men's basketball team will be available only on Tuesdays prior to practice unless otherwise announced. Tuesday practices are open to the media following interview availability. Please contact Sports Information Director Thomas Donley via e-mail with your requests in advance or if an interview is needed outside of the normal weekly media availability.

E-MAIL SERVICE

Middle Tennessee men's basketball releases and other information can be obtained electronically by contacting Sports Information Director Thomas Donley via e-mail. This is a media service only.

MEDIA CREDENTIALS

Arrangements for media credentials for the 2022-23 men's basketball season should be directed to Sports Information Director Thomas Donley via e-mail. Priority issuance of credentials will be given to daily media outlets that cover Middle Tennessee men's basketball on a regular basis. Other credential requests will be fulfilled on a space-available basis.

PHOTO/VIDEO CREDENTIALS

Arrangements for photo or video credentials for the 2022-23 men's basketball season should be directed to Sports Information Director Thomas Donley via e-mail. Priority issuance of credentials will be given to daily media outlets television stations that cover Middle Tennessee men's basketball on a regular basis. Other credential requests will be fulfilled on a space-available basis.

NBA SCOUT CREDENTIALS

Arrangements for NBA Scout credentials for the 2022-23 men's basketball season should be directed to Sports Information Director Thomas Donley via e-mail. Press row seating will be provided only if space is available, but scouts will be provided with one seat in the arena's lower bowl. Media guides, game notes and flipcards will also be provided for scouts when requested.

RADIO COVERAGE

Radio broadcast permission and press row reservations must be obtained in advance. Middle Tennessee maintains a courtesy line for use by schools who can provide reciprocal arrangements for the Blue Raider Network. A radio station wishing to obtain an ISDN line must contact Sports Information Director Thomas Donley via e-mail.

MEDIA PARKING

Parking space can be reserved with a request received by Sports Information Director Thomas Donley via e-mail at least one working day prior to the game. Media parking is located in the Greenland Drive parking lot. Satellite trucks will park on the north side of the Floyd Stadium press box and will enter off Middle Tennessee Boulevard via the fire lane just north of the Faulkinberry Road entrance.

GENERAL INFORMATION



MEDIA WILL CALL

For members of the media wishing to pick their credential up at media will call, it is located on the upstairs concourse on the northeast corner inside Murphy Center.

INTERNET ACCESS

Press row in Murphy Center is equipped with high-speed wireless internet. Media wishing to utilize the wireless internet simply need to connect to the Murphy Guest wireless network.

INTERNET GUIDELINES

The acceptance of media credentials is an acknowledgement of Middle Tennessee's rights to the game and play-by-play coverage and an outlet's agreement to abide by any restrictions Middle Tennessee may place on real-time play-by-play coverage and use of comprehensive game statistics. Failure to abide by these restrictions implemented by MT may result in revocation of press credentials.

Middle Tennessee reserves the right to grant approval for distribution of real-time play-by-play, game-related statistics, and information through the internet. ("real time" is defined as any online media providing live, continual play-by-play coverage, in-game statistics, digital photographs, or audio or video of an event.)

POSTGAME INTERVIEWS

After a 10-minute cooling off period, requested players and Head Coach Nick McDevitt will be made available to the media. The Blue Raider locker room is CLOSED both at home and on the road. At home, interviews will be conducted in the media room. On the road, requested players and Coach McDevitt will be brought to a designated area outside the locker room or to the visiting media room.

POSTGAME SERVICES

Complete individual and team statistics, play-by-play and postgame quotes will be available to the media following each game. One hour prior to tipoff, media packets containing game programs, flipcards, updated stats and game notes will be distributed in the media working area. A pregame meal is served in the media area approximately 90 minutes before tipoff.

RECRUITS

Per NCAA bylaws, media members may not have any contact with a prospect or their family members during on-campus visits (official or unofficial) of any sort. This includes in-person conversations, phone calls, text messages, e-mails, social media, etc.

WEBSITE

All of Middle Tennessee's press releases and statistics, as well as other information pertaining to the Athletic Department and men's basketball program, can be accessed at GoBlueRaiders.com. For more in-depth updates during the game, follow [@MTAthletics](https://twitter.com/MTAthletics) and [@MT_MBB](https://twitter.com/MT_MBB) on Twitter.

BLUE RAIDER NETWORK

Blue Raider basketball is on the air! The 2022-23 basketball season marks the 14th year of the Blue Raider Network under the umbrella of a joint venture between Middle Tennessee Athletics and Learfield IMG College and continues a tradition of broadcasts dating back over 60 years.

The Blue Raider Network, which debuted in the 1940s, can be heard across the entire midstate area on ESPN Nashville Game 2 (94.9/95.1) and NewsRadio WGNS in Murfreesboro (1450/101.9) and Smyrna (100.5).

The combination of these stations provides coverage to Middle Tennessee sports fans in a near 100-mile radius of Murfreesboro.

Game 2 and WGNS will carry all Blue Raider football and men's basketball games along with the Rick Stockstill and Nick McDevitt LIVE! radio shows.

WGNS, which made its return to carrying Blue Raider Athletics in 2005, blankets the local area by reaching to McMinnville to the east, Columbia to the west and Gallatin to the north.

ESPN Nashville Game 2 has two signals that will carry all basketball broadcasts. Listeners in the Nashville area and north can tune in at 94.9 FM while Rutherford County listeners can listen on 95.1 FM.

All Blue Raider football, men's and women's basketball and baseball broadcasts can also be heard on the Internet at GoBlueRaiders.com, the Blue Raider Gameday app, and on the TuneIn app on the Blue Raider Network's exclusive channel.

Nick McDevitt LIVE!

The Blue Raider Network carries Nick McDevitt LIVE! on all of the over the air and streaming outlets Monday nights from 7-8 p.m starting in January.



“WELCOME
TO CAMPUS,”

THE HISTORIC MURPHY CENTER

HALLOWED HARDWOOD

MONTE HALE/JIMMY EARLE ARENA”

AND THE

OF THE

Since 1972-73, the Charles M. Murphy Athletic Center has been home to Middle Tennessee’s men’s and women’s basketball teams.

Over the years, the Murphy Center has seen many Ohio Valley Conference, Sun Belt Conference and Conference USA championship seasons.

The Blue Raider men enter the 50th season in Murphy Center just having broken the 500-victory barrier in the “Glass House” in 2021.

Jimmy Earle coached from benches that were behind the baseline when Murphy Center first opened and is still second all-time in men’s basketball wins inside Murphy Center.

Bruce Stewart was MT’s head men’s coach for seven seasons (1984-91) and remains the program’s leader in

home winning percentage (82.5%).

In 16 seasons as the Blue Raiders’ men’s coach, Kermit Davis amassed 178 total wins, most all-time in program history.

Davis and his team were nationally ranked in both polls for the first time in program history in his final home stand as MT’s coach after breaking into the Coaches Poll for the first time the season before.

Current head coach Nick McDevitt is coming off a 15-0 record at home in 2021-22 as he looks to continue the winning ways inside the “Glass House.”

McDevitt and the Blue Raiders will play 14 games in 2022-23 on the “Hallowed Hardwood of the Monte Hale Arena.”



Largest Murphy Center Crowds

- | | | |
|-----|-------------------------------|--------|
| 1. | vs. WKU (2/26/04) | 11,807 |
| 2. | vs. Tennessee (11/21/08) | 11,802 |
| 3. | vs. Tennessee Tech (2/8/75) | 11,800 |
| 4. | vs. Austin Peay (1/26/74) | 11,600 |
| t5. | vs. WKU (3/1/75) | 11,520 |
| t5. | vs. Tennessee (3/18/88) | 11,520 |
| 7. | vs. Tennessee Tech (2/3/86) | 11,500 |
| 8. | vs. North Carolina (11/30/98) | 11,380 |
| 9. | vs. WKU (3/1/18) | 11,307 |
| 10. | vs. Austin Peay (1/27/75) | 10,800 |

*Murphy Center records on page 106-107

Coaching Win-Loss Records in Murphy Center

Jimmy Earle (1972-79)	82-19
Stan Simpson (1979-84)	43-21
Bruce Stewart (1984-91)	85-18
David Farrar (1991-96)	44-23
Randy Weil (1996-2002)	57-24
Kermit Davis (2002-17)	178-53
Nick McDevitt (2018-pres.)	34-21
Total	523-179



EARLE



DAVIS



STEWART



McDEVITT

CELEBRATING

50 YEARS

of the

MURPHY CENTER

The 2022-23 season marks the 50th anniversary of the Murphy Center. The Blue Raiders will wear commemorative 1972-73 throwback uniforms for their game against Chattanooga on December 15.



Visitors to the Murphy Center over its 50 years have included the likes of Garth Brooks, Johnny Cash, Kenny Rogers, Dolly Parton, Magic Johnson, Ja Morant, Herschel Walker, and many others.



In addition to seeing the Blue Raiders go 523-179, the Murphy Center has played host to a successful MTSU women's basketball program along with indoor track and field meets, graduations, concerts, wrestling matches and more.



The Blue Raiders enter the 2022-23 season having won 17 straight games at the Murphy Center, the fourth-longest streak in the building's history.

C-USA PLAYERS OF THE YEAR



NICK KING

King made his only season as a Blue Raider count, as he became the program's first All-American and Karl Malone Award Finalist in addition to being named C-USA's Player of the year and Newcomer of the Year. A Memphis, Tennessee native, King played two

2018 C-USA Player of the Year
2018 USA Today All-American

seasons at Memphis and one season at Alabama before arriving in Murfreesboro. King averaged 21.0 points and 8.4 rebounds and shot 49.5% on his way to breaking the MT record for points in a single season (694). He was also named the Tennessee Sports Hall of Fame Amateur Male Athlete of the Year.



JACOREY WILLIAMS

After three years at Arkansas, Williams chose to spend his final collegiate season as a Blue Raider. The Birmingham, Alabama native became MT's second C-USA Player of the Year award recipient by averaging 17.3 points and 7.3 rebounds while shooting

2017 C-USA Player of the Year

53.3%. Williams was instrumental in leading the Blue Raiders back to the Round of 32 in the NCAA Tournament for the second consecutive season after defeating No. 5-seed Minnesota in the opening round. He was named TSWA Player of the Year and was a College Sports Mad-ness All-High Major Second Team selection.



SHAWN JONES

Jones helped MT usher in the C-USA era by being named the league's Player of the Year in the Blue Raiders' first season as a member school. A Hialeah, Florida product, Jones led his team in scoring (14.2 ppg), rebounds (8.5 rpg), blocked

2014 C-USA Player of the Year

shots (63), and shooting percentage (57.7%) as a senior. He also became the third player in program history to amass 1,000 points, 500 rebounds, and 100 blocks in his career. At the end of the season, Jones played in the Reese's Division I College All-Star Game and was named to the NABC All-District First Team.

Other Conference Players of the Year for MT: LaRon Dendy (Sun Belt, 2012),

POWER 5 WINS SINCE 2010



11-5-11 | Los Angeles, CA

86-66

MT shoots SBC record 90.9% from three-point range



12-08-12 | Murfreesboro, TN

65-62

Kerry Hammonds makes go-ahead jumper with 40 seconds remaining



03-18-16 | St. Louis, MO

90-81

Blue Raiders win over No. 2 Michigan State in NCAA Tournament



03-16-17 | Milwaukee, WI

81-72

Nine Blue Raiders score as MT downs No. 5 Minnesota to advance to Round of 32



12-21-11 | Southaven, MS

68-56

Kermit Davis ties Jimmy Earle's record for all-time wins at MT (164)



12-21-12 | Nashville, TN

56-52

MT erases nine-point deficit in second half to win at Bridgestone Arena



11-30-16 | Oxford, MS

77-62

MT goes wire-to-wire in Oxford behind 56.3% shooting from three



12-06-17 | Nashville, TN

66-63

King, Walters and Potts combine for 55 points in win at Memorial Gym



03-19-12 | Knoxville, TN

71-64

Raiders close game on 15-0 run to upset No. 1 Tennessee in NIT



12-12-15 | Nashville, TN

88-81

MT wins overtime thriller with five players in double-digit scoring



12-08-16 | Murfrees-

71-48

Giddy Potts pours in 27; Raiders dominate on both ends of the court



12-09-17 | Murfreesboro, TN

77-58

Nick King leads with 25 points; Raiders win fifth straight over SEC



Middle Tennessee enters the 2022-23 basketball season with much of its core returning from the team that completed the largest single-season win-total improvement in NCAA history in '21-22. The Blue Raiders bring back five of the seven players who played in a program-record 37 games, including two of the three who started all 37 games last season.

Nick McDevitt brings back 11 players from '21-22 for his fifth season at the helm of the Blue Raiders. MTSU is coming off a 26-11 season after winning just five games the previous season.

Preseason pick in C-USA

After finishing 26-11 overall and 13-5 in Conference USA play and winning the C-USA East Division, the Blue Raiders were picked by the league's head coaches to finish fourth in 2022-23, the highest of any team not receiving a first-place vote.

Veterans back for more

The Blue Raiders return 11 players from 2021-22, highlighted by key contributors in Dishman, Lawrence, Lenard and others.

DeAndre Dishman is one of five seventh-year players in the country. The Lexington, Ky., native reached the 1,000-point mark for his career last season and was one of three players to start a program-record 37 games.

Eli Lawrence recorded career highs in points, rebounds, and minutes while also improving all three shooting percentages. He also started all 37 games.

Teafek Lenard, Jr., earned four Conference USA Player of the Week awards and a SportsCenter Top 10 play in his debut season, setting a program record with 50 dunks. His 58 blocked shots rank fourth in program history and put him 10th on the career list. He is a Preseason All-C-USA selection.

An few new faces

McDevitt and staff have reloaded the backcourt for 2022-23 after the departures of leading scorers Donovan Sims and Josh Jefferson, signing two junior college guards in Justin Porter and Trevon Smith along with true freshman Tre Green.

Porter joins the Blue Raiders with three years of eligibility out of Tyler Junior College in Tyler, Texas. The Houston

native was eighth in the country as a freshman in 2020-21 with an average of 21.4 points. He followed up that performance by averaging 17.1 points and 3.3 assists per game in 2021-22. He shot 40 percent from 3-point range and 42.3 percent from the floor,

Smith comes to Murfreesboro after three years at Wabash Valley Community College. After redshirting in 2019-20, he earned First Team All-Region 24 honors in 2020-21, averaging 15.0 points per game. He was a 43 percent shooter from the floor and 37 percent from long range in his NJCAA career. A native of Campbellsville, Ky., Smith scored 1,925 points in his high school career at Taylor County.

Tre Green will be the lone true freshman on the Blue Raiders' roster in 2022-23, coming to Murfreesboro from Baltimore, Md., where he was an All-State and First Team All-Conference selection at Glenelg Country School. The left-handed shooter averaged 23.5 points, 7.3 rebounds and 2.0 assists per game.

In addition to the three newcomers on scholarship, sophomore Isiah Lightys joins MTSU as a walk-on. The Murfreesboro native and Siegel High School graduate played at Chattanooga State Community College in 2021-22.

In an era of college athletics dominated by unprecedented player mobility, the Blue Raiders are one of three teams in the country to neither add a player from nor lose one to the NCAA transfer portal.

Stacked slate

Middle Tennessee will prepare for its 20-game Conference USA schedule with the toughest non-conference slate in the league. None of the Blue Raiders' NCAA DI non-conference opponents finished 2021-22 outside the top 150 in the NET rankings, and most of those contests will be played away from the friendly confines of the Murphy Center.

The Blue Raiders will make trips to Winthrop, Missouri State and Belmont, while playing neutral site games against Hofstra, Stephen F. Austin and Montana State. Murray State and Chattanooga make visits to Murfreesboro before MTSU plays a home-and-home series against each of the other 10 teams in the conference.





- CONFERENCE USA -

CONFERENCE USA

Building the Next Generation of Great College Programs

Conference USA is building the next generation of great college programs with innovative partnerships, dynamic leadership and diverse membership. A league rich in history and tradition, C-USA prides itself on upholding unwavering standards of success and integrity throughout the ever-changing landscape of collegiate athletics. The commitment to excellence, leadership and its student-athletes in competition, academics and community remains at the forefront as the league embarks on its 28th season.

Conference USA membership for the 2022-23 season includes Charlotte, FIU, Florida Atlantic, Louisiana Tech, Middle Tennessee, North Texas, Rice, UAB, UTEP, UTSA and WKU. Additionally, Dallas Baptist joins competition in baseball as an associate member.

Debuted in 1995, Conference USA teams have combined for 129 bowl appearances in football, 114 NCAA Tournament appearances in basketball, including three Final Fours, 78 NCAA baseball appearances including six College World Series berths, 100 NCAA soccer tournament appearances including five trips to the College Cup, and 41 individual national champions in track and field and cross country. The league celebrated its first team national championship with Marshall winning the 2020 Men's Soccer College Cup with a thrilling overtime victory.

Success is not limited to athletic achievement as more than 265 Conference USA student-athletes have garnered Academic All-America honors, and more than 877 have achieved academic all-district laurels and thousands of student-athletes have earned a college degree.

Conference USA sponsors competition in 18 sports – eight for men (baseball, basketball, cross country, football, golf, tennis, and indoor and outdoor track and field) and 10 for women (basketball, beach volleyball, cross country, golf, soccer, softball, tennis, indoor and outdoor track and field, and volleyball).

The league promotes the scholar-athlete ideal, honoring outstanding academic achievement with numerous conference-sponsored awards, including the Commissioner's Honor Roll and the Commissioner's Academic Medal as well

as sport-specific All-Academic teams.

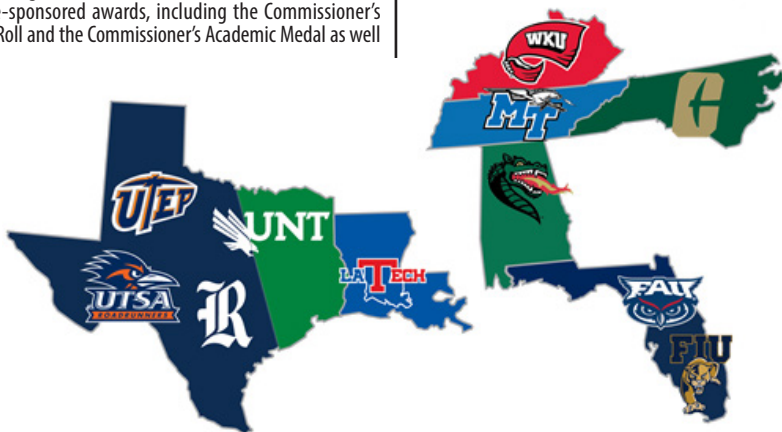
C-USA annually awards 11 Jim Castañeda Postgraduate Scholarships, along with the Sport Academic Awards, Scholar-Athletes of the Year and the Institutional Academic Excellence Award. Additionally, Conference USA presents a Spirit of Service Award three times each year, recognizing student-athletes who excel on the field, in the classroom and give back to the community through significant service efforts and participation.

With a commitment to community involvement, the conference developed several initiatives to maintain strong ties in C-USA cities, as well as with fans and alumni across the country. C-USA schools also place a priority on giving back to their communities through volunteer service with local and national organizations. Individually, student-athletes are recognized each season through the Spirit of Service award.

SUCCESS ON THE PLAYING FIELD

Conference USA performers have achieved great success in competition, placing the league among the top conferences in the nation.

- Football
 - 129 teams have earned bowl bids 141149
 - Eligible for the College Football Playoff
 - Conference USA has four guaranteed bowl selections for the 2022 season and associations with 16 different bowls. C-USA will send teams to the Bahamas Bowl, the Hawai'i Bowl, the R+L Carriers New Orleans Bowl, as well as participate in the New Mexico Bowl in 2022.
- Men's Basketball
 - 142 postseason teams (58 NCAA, 53 NIT, 15 CBI, 14 CIT, 2 LV16)
 - One National Championship title game appearance
 - Three Final Four teams
 - Seven Elite Eight NCAA Tournament teams
 - One NIT Champion and six NIT semifinalists
 - Two CBI Champions
 - One CIT Championship
 - Inaugural Las Vegas 16 Champion



GENERAL INFORMATION



Women's Basketball
56 NCAA Tournament appearances
71 WNIT appearances
One Sweet 16 NCAA Tournament team
Three WNIT semifinalists
Two WBI Champions
Baseball
79 NCAA appearances
Six College World Series appearances (2009, 2008, 2007, 2006, 2005 and 2001)
14 Super Regional appearances
Has produced at least four teams in 11 of the past 16 NCAA Tournaments
Men's Soccer
2020 National Champion (Marshall)
Five College Cup appearances

In addition to the numerous NCAA Tournament berths, C-USA has sent three softball teams to the Women's College World Series and four volleyball teams to the NCAA Sweet 16. The league has also had 41 national champions in NCAA track and field competition, one national champion in diving, and numerous NCAA individual and team competitors in cross country, golf, swimming, tennis, and track and field. The Michael L. Slive Athlete of the Year Award, named after the league's first commissioner, recognizes the most outstanding male and female student-athlete each season.

SUCCESS OFF THE FIELD

C-USA institutions are among the nation's best in academic performance of student-athletes, bolstered by the fact that student-athletes at league schools have a higher graduation rate than the general student population. Among C-USA's 5,300 student-athletes, there are champions off the playing field as well. In 27 years, more than 52,000 student-athletes have been named to the Commissioner's Honor Roll or received the Commissioner's Academic Medal, indicative of outstanding achievement in the classroom. Honor Roll is awarded to student-athletes in Conference sponsored sports that have achieved a 3.0 cumulative GPA or above, while Academic Medal recipients have achieved a 3.75 cumulative GPA or above.

C-USA MULTIMEDIA PARTNERS

C-USA enjoys significant exposure through various multimedia partners. Partnerships include CBS Sports Network, ESPN and Stadium. The multi-tiered selection process that is rooted in partnering with all entities has substantially increased the number of national, regional and digital appearances for football, men's and women's basketball and conference Olympic sports.

CUSA.TV

Conference USA introduced CUSA TV in the fall of 2016. Powered by Sidearm Sports, CUSA TV includes live streaming of non-televised events, video on demand, specialty events, regular-season and championship event highlights, press conferences and feature stories. Available exclusively at CUSA.tv, it is one-stop online access to the league and each school has its own branded channel and URL.

C-USA IN THE COMMUNITY

Conference USA values the performances of its student-athletes on and off the playing field. The league also places an

emphasis on cultivating relationships in C-USA member communities through volunteer service and has implemented several initiatives designed to maintain strong ties within our communities, as well as with fans and alumni across the country. Individually, student-athletes are recognized each season through the Spirit of Service award.

GOVERNANCE

Conference USA has significant representation in the NCAA governance structure. The presidents of the member institutions serve as the league's Board of Directors.

A PROUD HISTORY

Conference USA was formed in 1995 and quickly emerged as one of the nation's top conferences. The conference unveiled its name, logo and commissioner April 24, 1995, in Chicago. The league's charter members were Charlotte, Cincinnati, DePaul, Houston, Louisville, Marquette, Memphis, Saint Louis, Southern Miss, Tulane, UAB and USF. Eleven of the institutions began athletic participation in 1995, while Houston joined competition in the fall of 1996.

The league's headquarters were established in Chicago and, after nine years, relocated to the current office in Dallas, Texas. Britton Banowsky was named Commissioner in October 2002, succeeding Mike Slive, the league's first Commissioner. In October 2015, Judy MacLeod became the league's third Commissioner.

C-USA added East Carolina (September, 1996) and the United States Military Academy (March, 1997) as football members. ECU began league competition in 1997; Army in 1998 and UAB began football play in 1999. The league brought in TCU and ECU (1999) for all sports and they began competition in 2001. USF started C-USA football in 2003. Marshall, Rice, SMU, Tulsa, UCF and UTEP became full-time Conference USA members for all sports in 2005.

In 2013, charter member Charlotte returned to C-USA and was joined by new members FIU, Florida Atlantic, Louisiana Tech, Middle Tennessee, North Texas, Old Dominion and UTSA. WKU joined the league on July 1, 2014.

In November 2021, Conference USA added Jacksonville State, Liberty, New Mexico State and Sam Houston State to join the league on July 1, 2023. Kennesaw State will join C-USA on July 1, 2024.





CONFERENCE USA PRESEASON POLL

- | | |
|---------------------|--------------|
| 1. UAB (9) | 8. UTEP |
| 2. WKU (1) | 9. Charlotte |
| 3. North Texas (1) | 10. FIU |
| 4. Middle Tennessee | 11. UTSA |
| 5. Florida Atlantic | |
| 6. LA Tech | |
| 7. Rice | |

CONFERENCE USA PRESEASON TEAM

Alijah Martin	So.	G	Florida Atlantic
Cobe Williams	Jr.	G	LA Tech
Teafale Lenard, Jr.	So.	G	Middle Tennessee
Tylor Perry	Sr.	G	North Texas
Quincy Olivari	Jr.	G	Rice
Eric Gaines	So.	G	UAB
Jordan Walker	Sr.	G	UAB
Emmanuel Akot	Gr.	G	WKU
Dayvion McKnight	Jr.	G	WKU
Jamarion Sharp	Sr.	C	WKU



Dates: March 8-11, 2023

Location: Frisco, Texas

Venue: Ford Center at The Star

PAST CHAMPIONSHIP GAMES

1996	Cincinnati 85, Marquette 84 (OT)
1997	Marquette 60, Charlotte 52
1998	Cincinnati 71, Charlotte 57
1999	Charlotte 68, Louisville 59
2000	Saint Louis 56, DePaul 49
2001	Charlotte 80, Cincinnati 72
2002	Cincinnati 77, Marquette 63
2003	Louisville 83, UAB 78
2004	Cincinnati 55, DePaul 50
2005	Louisville 75, Memphis 74
2006	Memphis 57, UAB 46
2007	Memphis 71, Houston 59
2008	Memphis 77, Tulsa 51
2009	Memphis 64, Tulsa 39
2010	Houston 81, UTEP 73
2011	Memphis 67, UTEP 66
2012	Memphis 83, Marshall 57
2013	Memphis 91, Southern Miss 79 (2OT)
2014	Tulsa 69, LA Tech 60
2015	UAB 73, Middle Tennessee 60
2016	Middle Tennessee 55, Old Dominion 53
2017	Middle Tennessee 83, Marshall 72
2018	Marshall 67, WKU 66
2019	Old Dominion 62, WKU 56
2020	CANCELED DUE TO COVID-19
2021	North Texas 61, WKU 57
2022	UAB 82, LA Tech 73



MIDDLE TENNESSEE MEN'S BASKETBALL

SCHEDULE/OPPONENTS





- 2022-23 SCHEDULE -

NOVEMBER

Monday	Nov 7	Brescia	Murfreesboro, TN	ESPN+	11:00 AM
Saturday	Nov 12	at Winthrop	Rock Hill, SC	ESPN+	3:00 PM
Tuesday	Nov 15	Rice*	Murfreesboro, TN	ESPN+	6:00 PM
Saturday	Nov 19	at Missouri State	Springfield, MO	ESPN+	2:00 PM
Friday	Nov 25	vs. Hofstra^	Montreal, Quebec	TBA	6:00 PM
Saturday	Nov 26	vs. Stephen F. Austin^	Montreal, Quebec	TBA	3:30 PM
Sunday	Nov 27	vs. Montana State^	Montreal, Quebec	TBA	12:30 PM
Wednesday	Nov 30	at St. Bonaventure	St. Bonaventure, NY	ESPN+	6:00 PM

DECEMBER

Saturday	Dec 3	Maryville (TN)	Murfreesboro, TN	ESPN+	2:00 PM
Saturday	Dec 10	at Belmont	Nashville, TN	ESPN+	4:00 PM
Thursday	Dec 15	Chattanooga	Murfreesboro, TN	ESPN+	6:00 PM
Wednesday	Dec 21	Murray State	Murfreesboro, TN	ESPN+	6:00 PM
Thursday	Dec 29	at Charlotte*	Charlotte, NC	ESPN+	5:00 PM
Saturday	Dec 31	WKU*	Murfreesboro, TN	CBSN	3:00 PM

JANUARY

Thursday	Jan 5	at UTSA*	San Antonio, TX	ESPN+	7:00 PM
Saturday	Jan 7	North Texas*	Murfreesboro, TN	ESPN+	5:00 PM
Wednesday	Jan 11	at Rice*	Houston, TX*	ESPN+	7:00 PM
Monday	Jan 16	UAB*	Murfreesboro, TN	CBSN	8:00 PM
Thursday	Jan 19	Charlotte*	Murfreesboro, TN	ESPN+	6:00 PM
Saturday	Jan 21	at LA Tech*	Ruston, LA	ESPN+	4:00 PM
Thursday	Jan 26	at Florida Atlantic*	Boca Raton, FL	CBSN	6:00 PM
Saturday	Jan 28	at FIU *	Miami, FL	CUSA.tv	6:00 PM

FEBRUARY

Thursday	Feb 2	UTEP*	Murfreesboro, TN	ESPNU	8:00 PM
Saturday	Feb 4	UTSA*	Murfreesboro, TN	ESPN+	5:00 PM
Thursday	Feb 9	at WKU*	Bowling Green, KY	CBSN	7:00 PM
Saturday	Feb 11	at UAB*	Birmingham, AL	Stadium	3:00 PM
Thursday	Feb 16	Florida Atlantic*	Murfreesboro, TN	CBSN	6:00 PM
Saturday	Feb 18	FIU*	Murfreesboro, TN	ESPN+	5:00 PM
Saturday	Feb 25	LA Tech*	Murfreesboro, TN	Stadium	3:00 PM

MARCH

Thursday	March 2	at North Texas*	Denton, TX	CBSN	7:00 PM
Saturday	March 4	at UTEP*	El Paso, TX	ESPN+	3:00 PM
Wed.-Sat.	March 9-12	C-USA Championship !	Frisco, TX		

^ – Northern Classic (Montreal, Quebec)

* – Conference USA game

! – The Ford Center at The Star (Frisco, TX)

All times central and subject to change



- 2022-23 OPPONENTS -

BRESCIA BEARCATS // MTSU LEADS SERIES 1-0



11.07 // Murfreesboro, TN

GENERAL INFORMATION	TEAM INFORMATION	COMMUNICATIONS
Location: Owensboro, KY Enrollment: 918 President: Fr. Larry Hostetter Athletic Director: Sarah Gayler Arena: Moore Center Colors: Blue & Yellow Nickname: Bearcats Conference: River States (NAIA)	2021-22 Record: 7-22, 5-11 2021-22 Finish: 11th RSC 2021-22 Postseason: N/A Letterwinners R/L: 7/9 Starters R/L: 3/2 Head Coach: Sarah Gayler Record at School: 7-22 (2nd season) Career Record: 7-22 (2nd season)	SID: Jaylin Tidwell Office: (270) 686-2119 Cell: E-Mail: jaylin.tidwell@brescia.edu Website: bresciabearcats.com Twitter: @BresciaHoops

WINTHROP EAGLES // MTSU LEADS SERIES 1-0



11.12 // Rock Hill, SC

GENERAL INFORMATION	TEAM INFORMATION	COMMUNICATIONS
Location: Rock Hill, SC Enrollment: 6,109 President: Dr. Edward A. Serna Athletic Director: Chuck Rey Arena: Winthrop Coliseum (6,100) Colors: Gold & Garnet Nickname: Eagles Conference: Big South	2021-22 Record 23-9, 14-2 2021-22 Finish: 1st Big South 2021-22 Postseason: Big South Finals Letterwinners R/L: 7/6 Starters R/L: 2/3 Head Coach: Mark Prosser Record at School: 23-9 (2nd Season) Career Record: 60-62 (5th Season)	SID: Brett Redden Office: (803) 323-2129 ext. 6246 Cell: (803) 367-1649 E-Mail: reddenb@winthrop.edu Website: winthropeagles.com Twitter: @Winthrop_MBB

MISSOURI STATE BEARS // MTSU LEADS SERIES 1-0



11.19 // Springfield, MO

GENERAL INFORMATION	TEAM INFORMATION	COMMUNICATIONS
Location: Springfield, MO Enrollment: 24,163 President: Clifton M. Smart Athletic Director: Reggie Theus Arena: Great Southern Bank Arena (11,000) Colors: Maroon & White Nickname: Bears Conference: Missouri Valley	2021-22 Record: 23-11, 13-5 2021-22 Finish: 2nd MVC 2021-22 Postseason: NIT First Round Letterwinners R/L: 3/11 Starters R/L: 1/4 Head Coach: Dana Ford Record at School: 72-51 (5th Season) Career Record: 129-116 (9th Season)	SID: Rick Kindhart Office: (417) 836-4585 Cell: E-Mail: RKindhart@MissouriState.edu Website: missouristatebears.com Twitter: @MSUBearsHoops

HOFSTRA PRIDE // FIRST MEETING



11.25 // Montreal, Quebec

GENERAL INFORMATION	TEAM INFORMATION	COMMUNICATIONS
Location: Hempstead, NY Enrollment: 10,243 President: Dr. Susan Poser Athletic Director: Rick Cole Jr. Arena: Hofstra Arena (5,023) Colors: Blue & Gold Nickname: Pride Conference: CAA	2021-22 Record: 21-11, 13-5 2021-22 Finish: 3rd CAA 2021-22 Postseason: CAA Quarterfinals Letterwinners R/L: 6/8 Starters R/L: 2/3 Head Coach: Speedy Claxton Record at School: 21-11 (2nd Season) Career Record: 21-11 (2nd Season)	SID: Stephen Gorchov Office: (516) 463-4933 Cell: E-Mail: stephen.gorchov@hofstra.edu Website: gohofstra.com Twitter: @HofstraMBB

STEPHEN F. AUSTIN LUMBERJACKS // SFA LEADS SERIES 1-0



11.26 // Montreal, Quebec

GENERAL INFORMATION	TEAM INFORMATION	COMMUNICATIONS
Location: Nacogdoches, TX Enrollment: 11,946 President: Dr. Scott A. Gordon Athletic Director: Ryan Ivey Arena: William R. Johnson Coliseum (7,203) Colors: Purple & White Nickname: Lumberjacks Conference: Southland	2021-22 Record: 22-10, 14-4 2021-22 Finish: T-1st WAC 2021-22 Postseason: CBI First Round Letterwinners R/L: 8/6 Starters R/L: 2/3 Head Coach: Kyle Keller Record at School: 126-56 (7th Season) Career Record: 126-56 (7th Season)	SID: Dennis Driscoll Office: (936) 468-7106 Cell: E-Mail: dennis.driscoll@sfasu.edu Website: sfajacks.com Twitter: @SFA_MBB

MONTANA STATE BOBCATS // FIRST MEETING



11.27 // Montreal, Quebec

GENERAL INFORMATION	TEAM INFORMATION	COMMUNICATIONS
Location: Bozeman, MT Enrollment: 14,668 President: Dr. Waded Cruzado Athletic Director: Leon Costello Arena: Worthington Arena (6,772) Colors: Blue & Gold Nickname: Bobcats Conference: Big Sky	2021-22 Record: 27-8, 16-4 2021-22 Finish: 1st Big Sky 2021-22 Postseason: NCAA First Round Letterwinners R/L: 9/8 Starters R/L: 2/3 Head Coach: Danny Sprinkle Record at School: 56-33 (4th Season) Career Record: 56-33 (4th Season)	SID: Kyle Cajero Office: (520) 820-2823 Cell: E-Mail: kyle.cajero@msubobcats.com Website: msubobcats.com Twitter: @MSUBobcatsMBB

ST. BONAVENTURE BONNIES // SBU LEADS SERIES 2-0



11.30 // St. Bonaventure, NY

GENERAL INFORMATION	TEAM INFORMATION	COMMUNICATIONS
Location: St. Bonaventure, NY Enrollment: 2,540 President: Dr. Jeff Gingerich Athletic Director: Joe Manhertz Arena: Reilly Center (5,480) Colors: Brown & White Nickname: Bonnies Conference: A10	2021-22 Record: 23-10, 12-5 2021-22 Finish: 4th A10 2021-22 Postseason: NIT Semifinals Letterwinners R/L: 3/11 Starters R/L: 0/5 Head Coach: Mark Schmidt Record at School: 268-195 (16th Season) Career Record: 350-285 (22nd Season)	SID: Scott Eddy Office: (716) 375-4019 Cell: E-Mail: seddy@sbu.edu Website: gobonnies.com Twitter: @BonniesMBB

MARYVILLE SCOTS // MTSU LEADS SERIES 1-0



12.03 // Murfreesboro, TN

GENERAL INFORMATION	TEAM INFORMATION	COMMUNICATIONS
Location: Maryville, TN Enrollment: 1,046 President: Dr. Bryan Coker Athletic Director: Sarah Quatrocky Arena: Cooper Athletic Center (2,000) Colors: Orange & Garnet Nickname: Scots Conference: Coll. Conf. of the South DIII	2021-22 Record: 20-4, 10-2 2021-22 Finish: T-1st USAS West 2021-22 Postseason: USAS Quarterfinals Letterwinners R/L: 7/10 Starters R/L: 2/3 Head Coach: Raul Placeres Record at School: 39-23 (4th Season) Career Record: 39-23 (4th Season)	SID: John Painter Office: (865) 981-8283 Cell: E-Mail: john.painter@maryvillecollege.edu Website: mscots.com Twitter: @MCMensHoops

BELMONT BRUINS // MTSU LEADS SERIES 22-18



12.10 // Nashville, TN

GENERAL INFORMATION	TEAM INFORMATION	COMMUNICATIONS
Location: Nashville, TN Enrollment: 7,069 President: Dr. L. Gregory Jones Athletic Director: Scott Corley Arena: Curb Event Center (5,000) Colors: Blue & Red Nickname: Bruins Conference: Missouri Valley	2021-22 Record: 25-8, 15-3 2021-22 Finish: 2nd OVC 2021-22 Postseason: NIT First Round Letterwinners R/L: 7/7 Starters R/L: 1/4 Head Coach: Casey Alexander Record at School: 77-19 (4th Season) Career Record: 214-139 (12th Season)	SID: Ryne Rickman Office: (731) 881-7632 Cell: (270) 703-2601 E-Mail: rrickman@utm.edu Website: utmsports.com Twitter: @SkyhawkHoops

CHATTANOOGA MOCS // UTC LEADS SERIES 35-32



12.15 // Murfreesboro, TN

GENERAL INFORMATION	TEAM INFORMATION	COMMUNICATIONS
Location: Chattanooga, TN Enrollment: 10,308 Chancellor: Dr. Stephen R. Angle Athletic Director: Mark Wharton Arena: McKenzie Arena (10,928) Colors: Navy Blue & Gold Nickname: Mocs Conference: Southern	2021-22 Record: 27-8, 14-4 2021-22 Finish: 1st Southern 2021-22 Postseason: NCAA First Round Letterwinners R/L: 6/10 Starters R/L: 1/4 Head Coach: Dan Earl Record at School: 0-0 (1st Season) Career Record: 73-139 (8th Season)	SID: Corey Belonzi Office: (423) 425-2116 Cell: (724) 674-4871 E-Mail: corey-belonzi@utc.edu Website: gomocs.com Twitter: @GoMocsMBB

- 2022-23 OPPONENTS -

MURRAY STATE RACERS // MSU LEADS SERIES 106-38



12.21 // Murfreesboro, TN

GENERAL INFORMATION	TEAM INFORMATION	COMMUNICATIONS
Location: Murray, KY Enrollment: 10,998 President: Dr. Robert L. Jackson Athletic Director: Nico Yantko Arena: CFSB Center (8,600) Colors: Navy Blue & Gold Nickname: Racers Conference: Ohio Valley	2021-22 Record: 31-3, 18-0 2021-22 Finish: 1st OVC 2021-22 Postseason: NCAA Second Round Cell: Letterwinners R/L: 1/12 Starters R/L: 1/4 Head Coach: Steve Prohm Record at School: 104-29 (5th Season) Career Record: 201-124 (11th Season)	SID: Dave Winder Office: (270) 809-4271 E-Mail: dwwinder@murraystate.edu Website: goracers.com Twitter: @RacersHoops

RICE OWLS // RICE LEADS SERIES 7-6



11.15 // Murfreesboro, TN
01.11 // Houston, TX

GENERAL INFORMATION	TEAM INFORMATION	COMMUNICATIONS
Location: Houston, Texas Enrollment: 6,628 President: Reginald DesRoches Athletic Director: Joe Karlgaard Arena: Tudor Fieldhouse (5,208) Colors: Blue & Gray Nickname: Owls Conference: Conference USA	2021-22 Record: 16-17, 7-11 2021-22 Finish: 5th C-USA West 2021-22 Postseason: CBI First Round Letterwinners R/L: 8/8 Starters R/L: 2/3 Head Coach: Scott Pera Record at School: 66-90 (6th Season) Career Record: 66-90 (6th Season)	SID: Tim Andrzejewski Office: (713) 348-3929 Cell: (662) 312-7663 E-Mail: Tim.Andrzejewski@rice.edu Website: riceowls.com Twitter: @RiceBasketball

CHARLOTTE 49ERS // MTSU LEADS SERIES 12-3



12.29 // Charlotte, NC
01.19 // Murfreesboro, TN

GENERAL INFORMATION	TEAM INFORMATION	COMMUNICATIONS
Location: Charlotte, NC Enrollment: 30,146 Chancellor: Dr. Sharon L. Gaber Athletic Director: Mike Hill Arena: Halton Arena (9,105) Colors: Green & White Nickname: 49ers Conference: Conference USA	2021-22 Record: 17-14, 10-8 2021-22 Finish: 4th C-USA East 2021-22 Postseason: C-USA Second Round Cell: Letterwinners R/L: 6/5 Starters R/L: 2/3 Head Coach: Ron Sanchez Record at School: 50-64 (5th Season) Career Record: 50-64 (5th Season)	SID: Dom Palumbo Office: (704) 687-1021 E-Mail: dpalumb3@unccl.edu Website: charlotte49ers.com Twitter: @CharlotteMBB

WKU HILLTOPPERS // WKU LEADS SERIES 97-45



12.31 // Murfreesboro, TN
02.09 // Murfreesboro, TN

GENERAL INFORMATION	TEAM INFORMATION	COMMUNICATIONS
Location: Bowling Green, KY Enrollment: 19,461 President: Dr. Timothy C. Caboni Athletic Director: Todd Stewart Arena: E.A. Diddle Arena (7,523) Colors: Red & White Nickname: Hilltoppers Conference: Conference USA	2020-21 Record: 19-13, 11-7 2020-21 Finish: 2nd C-USA East 2020-21 Postseason: C-USA Quarterfinal Letterwinners R/L: 6/6 Starters R/L: 4/7 Head Coach: Rick Stansbury Record at School: 122-73 (7th Season) Career Record: 415-239 (20th Season)	SID: Dana Brown Office: (270) 745-4815 Cell: E-Mail: dana.brown@wku.edu Website: wkusports.com Twitter: @WKUBasketball

UTSA ROADRUNNERS // MTSU LEADS SERIES 8-1



01.05 // Murfreesboro, TN
02.04 // Murfreesboro, TN

GENERAL INFORMATION	TEAM INFORMATION	COMMUNICATIONS
Location: San Antonio, TX Enrollment: 34,742 President: Dr. Taylor Eighmy Athletic Director: Lisa Campos Arena: Convocation Center (2,650) Colors: Navy Blue, Orange & White Nickname: Roadrunners Conference: Conference USA	2021-22 Record: 10-22, 3-15 2021-22 Finish: 6th C-USA West 2021-22 Postseason: C-USA First Round Letterwinners R/L: 8/6 Starters R/L: 2/3 Head Coach: Steve Henson Record at School: 89-101 (7th Season) Career Record: 89-101 (7th Season)	SID: Brady Meister Office: (712) 870-3423 Cell: E-Mail: brady.meister@utsa.edu Website: goutsa.com Twitter: @UTSAmbb

- 2022-23 OPPONENTS -

NORTH TEXAS MEAN GREEN // MTSU LEADS SERIES 15-11



01.07 // Murfreesboro, TN
03.02 // Denton, TX

GENERAL INFORMATION

Location: Denton, TX
Enrollment: 40,796
President: Dr. Neal J. Smatresk
Athletic Director: Wren Baker
Arena: The Super Pit (10,500)
Colors: Kelly Green & White
Nickname: Mean Green
Conference: Conference USA

TEAM INFORMATION

2021-22 Record: 25-7, 16-2
2021-22 Finish: 1st C-USA West
2021-22 Postseason: NIT Second Round
Letterwinners R/L: 8/7
Starters R/L: 2/3
Head Coach: Grant McCasland
Record at School: 104-58 (6th Season)
Career Record: 124-70 (7th Season)

COMMUNICATIONS

SID: Luke Della
Office: (940) 369-7980
Cell: (510) 725-2130
E-Mail: luke.della@unt.edu
Website: meangreensports.com
Twitter: @MeanGreenMBB

UAB BLAZERS // UAB LEADS SERIES 17-9



01.16 // Murfreesboro, TN
02.11 // Birmingham, AL

GENERAL INFORMATION

Location: Birmingham, AL
Enrollment: 22,563
President: Dr. Ray Watts
Athletic Director: Mark Ingram
Arena: Bartow Arena (8,500)
Colors: Forest Green & Old Gold
Nickname: Blazers
Conference: Conference USA

TEAM INFORMATION

2021-22 Record: 27-8, 14-4
2021-22 Finish: 2nd C-USA West
2021-22 Postseason: NCAA First Round
Letterwinners R/L: 8/7
Starters R/L: 4/1
Head Coach: Andy Kennedy
Record at School: 49-15 (3rd Season)
Career Record: 315-184 (16th Season)

COMMUNICATIONS

SID: Paul McCaw
Office: (205) 934-0722
Cell:
E-Mail: prmccaw@uab.edu
Website: uabsports.com
Twitter: @UAB_MBB

LA TECH BULLDOGS // LA TECH LEADS SERIES 13-5



01.16 // Murfreesboro, TN
02.11 // Birmingham, AL

GENERAL INFORMATION

Location: Ruston, LA
Enrollment: 11,197
President: Dr. Les Guice
Athletic Director: Dr. Eric A. Wood
Arena: Thomas Assembly Center (8,000)
Colors: Red & Blue
Nickname: Bulldogs
Conference: Conference USA

TEAM INFORMATION

2021-22 Record: 24-10, 12-6
2021-22 Finish: 3rd C-USA West
2021-22 Postseason: C-USA Runner-Up
Letterwinners R/L: 11/2
Starters R/L: 3/2
Head Coach: Talvin Hester
Record at School: 0-0 (First Season)
Career Record: 0-0 (First Season)

COMMUNICATIONS

SID: Kane McGuire
Office: (318) 257-5314
Cell: (318) 549-2161
E-Mail: kmcguire@latech.edu
Website: latechsports.com
Twitter: @LATechHoops

FLORIDA ATLANTIC OWLS // MTSU LEADS SERIES 21-8



01.26 // Boca Raton, FL
02.16 // Murfreesboro, TN

GENERAL INFORMATION

Location: Boca Raton, FL
Enrollment: 30,377
President: John Kelly
Athletic Director: Brian White
Arena: FAU Arena (2,980)
Colors: Blue & Red
Nickname: Owls
Conference: Conference USA

TEAM INFORMATION

2021-22 Record: 19-15, 11-7
2021-22 Finish: 3rd C-USA East
2021-22 Postseason: CBI First Round
Letterwinners R/L: 9/2
Starters R/L: 4/1
Head Coach: Dusty May
Record at School: 66-56 (5th Season)
Career Record: 66-56 (5th Season)

COMMUNICATIONS

SID: Evan Shomo
Office:
Cell: (908) 328-1583
E-Mail: eshomo@fau.edu
Website: fausports.com
Twitter: @FAUMBB

FIU PANTHERS // MTSU LEADS SERIES 31-11



01.28 // Miami, FL
02.18 // Murfreesboro, TN

GENERAL INFORMATION

Location: Miami, FL
Enrollment: 46,079
President: Dr. Kenneth A. Jessell
Athletic Director: Scott Carr
Arena: OceanBank Convocation Center (5,000)
Colors: Blue & Gold
Nickname: Panthers
Conference: Conference USA

TEAM INFORMATION

2021-22 Record: 15-17, 5-13
2021-22 Finish: 6th C-USA East
2021-22 Postseason: C-USA First Round
Letterwinners R/L: 6/9
Starters R/L: 1/4
Head Coach: Jeremy Ballard
Record at School: 63-61 (5th Season)
Career Record: 63-61 (5th Season)

COMMUNICATIONS

SID: Carroll Rich
Office: (305) 348-1496
Cell:
E-Mail: crich@fiu.edu
Website: fiusports.com
Twitter: @FIUHoops

- 2022-23 OPPONENTS -

**BLUE
RAIDER**

BASKETBALL

UTEP MINERS // MTSU LEADS SERIES 9-5

GENERAL INFORMATION

Location: El Paso, Texas
Enrollment: 24,879
President: Dr. Heather Wilson
Athletic Director: Jim Senter
Arena: Don Haskins Center (12,000)
Colors: Blue, Orange & Silver
Nickname: Miners
Conference: Conference USA

TEAM INFORMATION

2021-22 Record: 20-14, 11-7
2021-22 Finish: 4th C-USA West
2021-22 Postseason: C-USA Quarterfinal
Letterwinners R/L: 3/12
Starters R/L: 1/4
Head Coach: Joe Golding
Record at School: 20-14 (2nd Season)
Career Record: 154-128 (10th Season)

COMMUNICATIONS

SID: Mark Brunner
Office: (915) 747-5722
Cell: (915) 472-6038
E-Mail: mbrunner@utep.edu
Website: utepminers.com
Twitter: @UTEP_MBB



02.02 // Murfreesboro, TN
03.04 // El Paso, TX



SCHEDULE / OPPONENTS



MIDDLE TENNESSEE MEN'S BASKETBALL

2022-23 BLUE RAIDERS



NUMERICAL ROSTER

NO.	NAME	POS.	HT.	WT.	CL.	HOMETOWN / PREVIOUS SCHOOL
1	Tyler Millin	F	6-7	205	Jr.	Calera, Ala. / Calera HS
2	DeAndre Dishman	F	6-6	235	R-Sr.	Lexington, Ky. / Eastern Kentucky
3	Jestin Porter	G	6-1	185	So.	Houston, Texas / Tyler Junior College
4	Justin Bufford	G	6-6	185	So.	Selma, Ala. / Shelton State CC
5	Eli Lawrence	G	6-5	185	Jr.	Atlanta, Ga. / Tri-Cities HS
10	Elias King	G	6-8	200	Jr.	Atlanta, Ga. / Mississippi State
11	Tre Green	G	6-3	190	Fr.	Baltimore, Md. / Glenelg Country School
12	Teafale Lenard, Jr.	G	6-7	195	So.	Snyder, Texas / Link Year Prep
13	TreVon Smith	G	6-3	180	Jr.	Campbellsville, Ky. / Wabash Valley College
14	Jalen Jordan	G	6-3	160	R-Jr.	Conyers, Ga. / St. Francis (NY)
15	Christian Fussell	F	6-10	215	So.	Atlanta, Ga. / Greenforest Christian Academy
20	Isiah Lightsey	G	6-4	185	So.	Murfreesboro, Tenn. / Siegel
24	Camryn Weston	G	6-3	195	Jr.	Albany, Ga. / Southeastern (IA) CC
31	Jared Coleman-Jones	F	6-10	240	So.	Hiram, Ga. / Northwestern
55	Jack Jubenville	G	5-10	150	R-Fr.	Murfreesboro, Tenn./Middle Tennessee Christian

ALPHABETICAL ROSTER

NO.	NAME	POS.	HT.	WT.	CL.	HOMETOWN / PREVIOUS SCHOOL
4	Justin Bufford	G	6-6	185	So.	Selma, Ala. / Shelton State CC
31	Jared Coleman-Jones	F	6-10	240	So.	Hiram, Ga. / Northwestern
2	DeAndre Dishman	F	6-6	235	R-Sr.	Lexington, Ky. / Eastern Kentucky
15	Christian Fussell	F	6-10	215	So.	Atlanta, Ga. / Greenforest Christian Academy
11	Tre Green	G	6-3	190	Fr.	Baltimore, Md. / Glenelg Country School
14	Jalen Jordan	G	6-3	160	R-Jr.	Conyers, Ga. / St. Francis (NY)
55	Jack Jubenville	G	5-10	150	R-Fr.	Murfreesboro, Tenn./Middle Tennessee Christian
10	Elias King	G	6-8	200	Jr.	Atlanta, Ga. / Mississippi State
5	Eli Lawrence	G	6-5	185	Jr.	Atlanta, Ga. / Tri-Cities HS
12	Teafale Lenard, Jr.	G	6-7	195	So.	Snyder, Texas / Link Year Prep
20	Isiah Lightsey	G	6-4	185	So.	Murfreesboro, Tenn. / Siegel
1	Tyler Millin	F	6-7	205	Jr.	Calera, Ala. / Calera HS
3	Jestin Porter	G	6-1	185	So.	Houston, Texas / Tyler Junior College
13	TreVon Smith	G	6-3	180	Jr.	Campbellsville, Ky. / Wabash Valley College
24	Camryn Weston	G	6-3	195	So.	Albany, Ga. / Southeastern (IA) CC

Head Coach: Nick McDevitt, fifth season (UNC Asheville, 2001)

Associate Head Coach: Wes Long, fifth season (Clemson, 2004)

Assistant Coach: Logan Johnson, first season (Coastal Carolina, 2010)

Assistant Coach: Eric Wilson, first season (Western Carolina, 2008)

Director of Basketball Operations: Rashaad Richardson, first season (Georgia State, 2014)

Graduate Assistant: Reggie Scurry, second season (Middle Tennessee, 2020)

Graduate Assistant: Dakota LeBlanc, first season (Middle Tennessee, 2022)

Athletic Trainer: Reese Shivers, seventh season (LSU, 2013)

Strength Coach: Brandon Buskey, first season (Auburn, 2018)

PRONUNCIATION GUIDE

Justin BUFFORD	Byoo-Furd
Christian FUSSELL	Fuss-ull
Jack JUBENVILLE	JOO-ben-vill
TEAFALE LENARD Jr.	Tee-AH-Fae-ELL Lenn-Urd
TREVON Smith	TRAY-Von
Nick MCDEVITT	Mick-Dev-It

ROSTER BREAKDOWN

Georgia (6)

Jared Coleman-Jones
Christian Fussell
Jalen Jordan
Elias King
Eli Lawrence
Camryn Weston

Alabama (2)

Justin Bufford
Tyler Millin

Tennessee (2)

Jack Jubenville
Isiah Lightsey

Texas(2)

Teafale Lenard, Jr.
Jestin Porter

Kentucky (2)

DeAndre Dishman
TreVon Smith

Maryland (1)

Tre Green

MILLIN

tyler



JR

CLASS

F

POSITION

6-7

HEIGHT

205

WEIGHT

Calera,
Alabama

HOMETOWN

Calera
HS

PREVIOUS
SCHOOL



the arc ... Dished out two assists in game one at Marshall (2/12/21) to tie his career high ... Drained a pair of three-pointers and posted his third double-digit scoring output of the season with 10 points in game two at Old Dominion (2/27/21).

2019-20 (Freshman): Competed in 26 of 31 games as a true freshman, averaging 3.6 points and 2.2 rebounds in 12.2 minutes per outing ... Played 20 minutes in his MT debut against Maryville (Nov. 5), adding nine points and six rebounds ... Posted 11 points on 3-4 from behind the arc at Lipscomb (Nov. 9) ... Notched career bests in points (12) and field goals (6-10) in the win over Mars Hill (Nov. 13) ... Played a career-best 29 minutes and contributed seven points and six rebounds in the win over Columbia International (Dec. 3) ... Finished one point and two rebounds shy of a double-double against Rhode Island (Dec. 29) ... Had seven points and four rebounds in his Conference USA debut at Old Dominion (Jan. 2) ... Tallied six points and five boards in 15 minutes at Southern Miss (Feb. 22).

2021-22 (Sophomore): Started 23 of his 34 games played... Averaged 5.1 points and 3.2 rebounds per game... Made the first start of his collegiate career in the season opener against Brescia (Nov. 9)... Blocked a career-high three shots at Murray State (Dec. 4)... Equaled a personal best with eight rebounds at Rice (Jan. 6)... Put up 11 points and six rebounds, going 3-for-3 from the free throw line against Charlotte (Feb. 13)

2020-21 (Sophomore): Came off the bench in all 23 games of the 2020-21 season, averaging 3.5 points and 2.2 rebounds per game ... Tied career highs for points (12) and rebounds (8) and notched his first steal of the season in 27 minutes against Ole Miss (12/16/20) ... Scored a career-high 13 points in the game two win over Charlotte (2/6/21), going 3-for-3 from beyond

The Skills Factory: Played one year under Head Coach Rob Johnson ... Averaged 14 points, seven rebounds and three assists per game, earning him a spot on the All-Prep Team and leading TSF to a top-10 finish in its league.

Calera HS: Was named an All-Region performer at Calera ... Averaged 18 points and eight rebounds per game for his career.

Personal: Born March 30, 2000, in Birmingham, Ala. ... Son of Kimberly Law ... Has six brothers and five sisters ... Majoring in Visual Art ... Favorite food is pasta ... Favorite athlete is Paul George ... Favorite actor is Denzel Washington.

MILLIN CAREER STATS

Year	GP-GS	Min-Avg	FG-A	Pct	3FG-A	Pct	FT-A	Pct	Off-Def-Tot	Avg	PF-FO	A	TO	Blk	Stl	Pts-Avg
19-20	26-0	314-12.1	34-91	.374	10-49	.204	15-39	.385	17-40-57	2.2	39-1	9	20	8	8	93-3.6
20-21	23-0	269-11.7	31-90	.344	13-41	.317	6-11	.545	25-26-51	2.2	28-1	2	14	3	5	81-3.5
21-22	34-23	711-20.9	62-141	.440	27-75	.360	22-33	.667	27-81-108	3.2	75-3	20	33	12	11	173-5.1
Total	83-23	1295-15.6	127-322	.394	50-165	.303	43-83	.518	69-147-216	2.6	142-5	31	67	23	24	347-4.2

DTSHMAN

deandre



R-SR

CLASS

F

POSITION

6-6

HEIGHT

235

WEIGHT

Lexington,
Kentucky

HOMETOWN

Eastern
Kentucky

PREVIOUS
SCHOOL

- 2 DEANDRE DISHMAN -

**BLUE
RAIDER**

BASKETBALL



in points (16), field goals (8) and steals (3) in a home loss to Chattanooga (12/7/20) ... Logged his seventh double-digit performance of the year in the C-USA Tournament loss to North Texas (3/10/21).

2019-20 (Redshirt Junior): Missed the 2019-20 season due to a knee injury suffered during MT's preseason foreign tour in Costa Rica ... Member of the Conference USA Commissioner's Honor Roll.

2018-19 (Junior): Redshirted his first season at Middle Tennessee due to NCAA transfer rules.

2017-18 (Sophomore at Eastern Kentucky): Played in 30 games and earned 23 starts as a sophomore ... Averaged 11.7 points and 6.2 rebounds in 28 minutes per contest ... Shot a team-leading 56.8 percent from the field ... Tallied 32 assists, 28 steals and 23 blocks

2016-17 (Freshman at Eastern Kentucky): Appeared in 27 games, starting in seven in his rookie campaign ... averaged 5.9 points and 4.5 rebounds per game ... led the team with a 61.5 field goal percentage ... Added 20 assists, 19 steals and 12 blocks.

2021-22 (Redshirt Junior): Shot .527 from the floor while starting all 37 games, setting a new record for starts in a season by a Blue Raider... Averaged 9.8 points and a team-leading 4.9 rebounds while finishing third on the team with 80 assists... Scored a career-high 25 points and was one rebound short of a double-double in the C-USA Semifinals against UAB (3/11)... Named to the Conference USA All-Tournament Team... Scored his 1,000th career point in the CBI semifinals against Abilene Christian (3/22)...

2020-21 (Redshirt Junior): Started all 23 games on the year, averaging 23.4 minutes, 6.3 points and 4.5 rebounds per game, ranking second on the team in rebounding and offensive rebounding... Led the team with 34 steals ... Made his Blue Raider debut in a start against Omaha (Nov. 26)... Posted season highs

Bryan Station HS: Played for Head Coach Tommy Johnson at Bryan Station High School ... named honorable mention All-City by the Lexington Herald-Leader and to the 42nd District All-Tournament Team following his senior season ... Invited to play for Kentucky in the prestigious Ohio-Kentucky All-Star Game.

Personal: Born Jan. 13, 1998, in Lexington, Kentucky ... Son of William Holmes and Danielle Dishman ... Has two brothers, Dominique and Damian, and one sister, DeOnna ... Father played basketball at Eastern Kentucky ... Majoring in Integrated Studies ... Favorite foods are ribs, lobster and crab legs ... Favorite movie is Avengers ... Favorite athlete is Tracy McGrady ... Biggest role model is his grandmother.

DISHMAN CAREER STATS

Year	GP-GS	Min-Avg	FG-A	Pct	3FG-A	Pct	FT-A	Pct	Off-Def-Tot	Avg	PF-FO	A	TO	Blk	Stl	Pts-Avg
*16-17	27-7	498-18.4	64-104	.615	0-0	.000	32-58	.552	41-80-121	4.5	53-1	20	33	12	19	160-5.9
*17-18	30-23	820-27.3	130-229	.568	0-1	.000	92-145	.634	66-120-186	6.2	71-0	32	51	23	28	352-11.7
18-19									-Did not play-							
19-20									-Did not play-							
20-21	23-23	538-23.4	57-146	.390	0-1	.000	30-52	.577	33-71-104	4.5	36-0	23	34	5	34	144-6.3
21-22	37-37	1016-27.5	137-260	.527	0-1	.000	90-140	.643	61-120-181	4.9	74-1	80	83	21	39	364-9.8
MT	60-60	1557-25.9	194-406	.478	0-2	.000	120-192	.625	95-191-286	4.8	110-1	103	117	26	73	508-8.5
Total	117-90	2875-24.6	388-739	.525	0-3	.000	244-395	.618	202-391-593	5.1	234-2	155	201	61	120	1020-8.7

*Played season at Eastern Kentucky

2022-23 BLUE RAIDERS

PORTER

jestin

JR

CLASS

G

POSITION

6-7

HEIGHT

180

WEIGHT



Houston,
Texas

HOMETOWN

Tyler Junior
College

SCHOOL

PREVIOUS

- 3 JESTIN PORTER -

**BLUE
RAIDER**

BASKETBALL



four rebounds per game... Was a four-time First Team All-District selection for the Rams... Named to the Cypress Ridge Honor Roll three times

Personal: Born March 5, 2002... Son of Jessie and Antoinette Porter... Has two siblings, Jessie and Jessica... Majoring in business... Hobbies include bowling and photography... Favorite food is tacos... Favorite movie is Fast & Furious... Favorite athlete is Kobe Bryant... Biggest role model is his mother

2021-22 (Sophomore at Tyler Junior College): Led TJC with 17.1 points and 3.3 assists per game... Shot 42.3 percent (93-220) from the floor and 40.0 percent (42-105) from 3-point range... Went 13-15 from the free throw line on his way to a season-high 28 points in a win at Victoria College (Dec. 1)... Scored 20 or more points seven times in a nine-game stretch from Nov. 13-Dec. 30...

2020-21 (Freshman at Tyler Junior College): Ranked eighth nationally in NJCAA Division I with 21.4 points per game 10th in total points at 449 and sixth with 121 free throws made... Shot 39.9 percent from the floor, 32.7 percent from long distance and 81.7 percent from the free throw line... Scored 30 or more points on four separate occasions, including a season-high 38 on March 22

Cypress Ridge HS: Played for head coach Marcus Gabriel... Averaged 22 points, four assists, three steals and



BUFFORD

justin



SO

CLASS

F

POSITION

6-6

HEIGHT

185

WEIGHT

Selma,
Alabama

HOMETOWN

Shelton
State CC

PREVIOUS
SCHOOL

- 4 JUSTIN BUFFORD -

**BLUE
RAIDER**

BASKETBALL



Montgomery Catholic High School: Averaged 26.7 points, 11.0 rebounds and 4.4 assists as a senior... Named Dallas County Player of the Year... First Team All-State honoree... Earned First Team All-County honors... Named Metro Player of the Year... Runner-Up Class 3A Player of the Year

Personal: Born Justin O'Neal Bufford on January 6, 2002... Son of Beverly Smith and Tony Bufford... Has three siblings: Asia Bufford, Astrea Bogan and Thaddeus Smith... Majoring in Leisure and Sports Management... Hobbies include playing Xbox and collecting shoes... Favorite food is Rotel... Favorite movies are Maze Runner and Black Hawk Down... Favorite superhero is the Flash... Favorite athletes are Tracy McGrady, Kobe Bryant and Kevin Durant... Biggest role models are Kobe Bryant and LeBron James

2021-22 (Freshman): Averaged 3.9 points and 2.6 rebounds while starting 15 games and playing in all 37... Shot .412 from the floor and .311 from 3-point range... Made his NCAA debut with six points against Brescia (11/9/21)... Made the first start of his career at Stephen F. Austin (11/9/21)... Scored 11 points in the first half against Mercer in Cancun (11/24)... His four blocked shots at Ole Miss equaled the most by a Blue Raider on the season (12/15)... Scored a season-high 12 points - including an 8-for-9 performance at the free throw line - to help MT to an 84-80 win over Coastal Carolina (12/19)

2020-21 (Freshman at Shelton State CC): Averaged 12.5 points and 6.1 rebounds per game... Shot 51.1 percent from the floor... Scored a season-high 21 points at Coastal Alabama-South (4/2/21)... Had a seven-game stretch in which he went 12-23 (52.2 pct) from 3-point distance (2/18-3/9/21)

BUFFORD CAREER STATS

Year	GP-GS	Min-Avg	FG-A	Pct	3FG-A	Pct	FT-A	Pct	Off-Def-Tot	Avg	PF-FO	A	TO	Blk	Stl	Pts-Avg
21-22	37-15	695-18.8	47-114	.412	14-45	.311	35-52	.673	34-61-95	2.6	78-2	12	17	22	21	143-3.9
Total	37-15	695-18.8	47-114	.412	14-45	.311	35-52	.673	34-61-95	2.6	78-2	12	17	22	21	143-3.9

2022-23 BLUE RAIDERS

eli

LAWRENCE



JR

CLASS

G

POSITION

6-5

HEIGHT

185

WEIGHT

Atlanta,
Georgia

HOMETOWN

Tri-Cities
HS

**PREVIOUS
SCHOOL**

- 5 ELI LAWRENCE -



bench with 8 points (1/8/21) and 9 points (1/9/21) in a C-USA opening series split vs. FIU . . . Grabbed 6 rebounds in game one (1/15/21) and scored 8 points in game two (1/16/21) off the bench for the Blue Raiders at Southern Miss . . . Made his first career start in game one against Western Kentucky (1/23/21) and scored a season-high 14 points in a career-high 30 minutes

2019-20 (Freshman): Saw action in all 31 contests. . . Led MT's freshman class with 5.9 points per game and added 2.9 rebounds per outing. . . Shot 40 percent from the field, 32 percent from 3-point range and 76 percent from the free throw line in 2019-20 . . . Made his Blue Raider debut against Maryville (Nov. 5), scoring eight points and pulling down four rebounds . . . Played the most minutes of any bench player against Coastal Carolina (Nov. 18), contributing 10 points and eight rebounds . . . Sparked MT's comeback attempt at Old Dominion (Jan. 2) with a then career-best 19 points on 5-8 from 3-point range . . . Had a career day with 27 points on 7-9 from 3-point range along with 6 rebounds and 3 steals at UTSA (Feb. 1)

Washington Academy: Played the first half of the 2018-19 prep season before enrolling at Middle Tennessee in January 2019.

Tri-Cities HS: Played for Head Coach Omari Forts . . . Averaged 22 points and 10 rebounds for his career . . . Was named First Team All-Region and Second Team All-State as a member of the Tri-Cities team . . . Competed in the Georgia Athletics Coaches Association North All-Star Team.

Personal: Born Feb. 29, 2000 in Columbia, S.C. . . Son of Erick and Denise Lawrence . . . Has one brother, Jared . . . Majoring in Leisure, Sport and Tourism Studies . . . Favorite food is chicken alfredo . . . Favorite athlete is D'Angelo Russell . . . Favorite actor is Kevin Hart.

2021-22 (Sophomore): Started all 37 games to set a new program record... Averaged 10.8 points and 4.3 rebounds per game... Led the Blue Raiders with 47 steals... Was one of four Blue Raiders in double figures opening night with 12 points against Brescia (11/9)... Recorded season highs with 18 points, seven rebounds and three steals at Stephen F. Austin (11/19)... Named MVP of the Cancun Challenge Mayan Division... Equaled the second-highest scoring output of his career with 19 points against UT Martin (12/1)... Tied a career high with 10 rebounds against FIU (1/15/22)... Scored 13 consecutive points in a matter of three minutes on his way to an 18-point, seven-rebound, three-steal performance against Old Dominion (2/10)... Put up 19 points and seven rebounds in a C-USA quarterfinal win over UTEP (3/10)... Scored 17 points in MT's CBI semifinal win over Abilene Christian (3/22)

2020-21 (Sophomore): Competed in 20 games and earned three starts . . . Averaged 5.1 points per game on 35 percent shooting from the field and 32.1 percent shooting from beyond the arc . . . Was a major player for the Blue Raiders off the

LAWRENCE CAREER STATS

Year	GP-GS	Min-Avg	FG-A	Pct	3FG-A	Pct	FT-A	Pct	Off-Def-Tot	Avg	PF-FO	A	TO	Blk	Stl	Pts-Avg
19-20	31-0	484-15.6	61-153	.399	28-89	.315	32-42	.762	24-67-91	2.9	55-1	27	24	3	22	182-5.9
20-21	20-3	317-15.9	36-103	.350	17-53	.321	13-29	.448	7-50-57	2.9	37-0	15	20	4	7	102-5.1
21-22	37-37	989-26.7	140-342	.409	59-178	.331	62-81	.765	36-124-160	4.3	94-3	35	44	15	47	401-10.8
Total	88-40	1794-20.4	237-598	.396	104-320	.325	107-152	.704	67-241-308	3.5	186-4	77	88	22	76	685-7.8



elias

KING

CLASS

SO

POSITION

G

HEIGHT

6-8

WEIGHT

200

PREVIOUS
SCHOOL

Mississippi
State

HOMETOWN

Atlanta,
Georgia

RAMBLER



Made his Blue Raider debut coming off the bench against Omaha (11/26/20) at the Gulf Coast Showcase ... Notched a new collegiate career high for rebounds (3) and minutes (8) in game one against FIU (1/8/21) ... Logged collegiate career highs in minutes (17), points (6), three-point field goals (2) and rebounds (5) in game one at Southern Miss (1/15/21) ... Scored a career-high 15 points on 4-for-4 from behind the arc and collected a career-high 8 rebounds in game two against Charlotte (2/6/21).

2019-20 (Freshman at Mississippi State): Appeared in six games as a true freshman for the Bulldogs ... Averaged 1.7 points, 0.3 rebounds and 0.2 assists per game ... Connected on 4-of-7 shooting which includes a 2-for-4 mark on three-pointers ... Made his career debut against Louisiana-Monroe (Nov. 14) ... Scored a season best five points on 2-of-2 from the floor during the last 3:26 of MSU's 81-56 rout of Coastal Carolina (Nov. 24) ... His first career points came on a jumper with 1:56 remaining ... Added two points and a rebound versus Missouri (Jan. 14) ... Drained a three-pointer during the Georgia game (Jan. 18).

2021-22 (Sophomore): Averaged 3.2 points and 1.0 rebounds per game while shooting .420 from the floor, .289 from 3-point range and .786 from the free throw line... Scored 31 points in the first three games of the CBI, going 11-for-20 from the floor and 6-for-11 from 3-point range in those games... Pulled down a season-high four rebounds against California Baptist in the opening round of the CBI (3/19)... Scored a season-high 12 points against Boston University in the second round of the CBI (3/21)... Played four minutes in the CBI Championship Game before leaving with a knee injury (3/23)

Lincoln Academy: Played for Lincoln Academy ... Averaged 23.5 points, eight rebounds and three assists per game as a senior ... A consensus 4-star prospect who was a Top 125 national recruit according to Lindy's Magazine and was rated Georgia's No. 5 prospect and the southeast region's No. 34 prospect by ESPN.com.

2020-21 (Sophomore): Appeared in 21 games in his first season in Murfreesboro ... Averaged 2.8 points and 1.1 rebounds per game ... Upped those numbers to 3.4 points and 1.5 rebounds in C-USA action ...

Personal: Born Dec. 16, 2000 in Decatur, Ga. ... Son of Phillip and Alisa King ... Has one brother, Akil, and one sister, Philli ... Majoring in Business Management ... Favorite athlete is Paul George ... Favorite NBA team is the LA Clippers ... Favorite food is boneless wings ... Favorite superhero is Batman ... Favorite TV show is The Chi ... Biggest role models are his mom and dad.

KING CAREER STATS

Year	GP-GS	Min-Avg	FG-A	Pct	3FG-A	Pct	FT-A	Pct	Off-Def-Tot	Avg	PF-FO	A	TO	Blk	Stl	Pts-Avg
*19-20	6-0	21-3.4	4-7	.571	2-4	.500	0-0	.000	0-2-2	0.3	0-0	1	1	0	0	10-1.7
20-21	21-0	171-8.1	17-56	.304	15-47	.319	9-11	.818	6-18-24	1.1	6-0	4	9	6	4	58-2.8
21-22	26-0	210-8.1	29-69	.420	13-45	.289	11-14	.786	7-20-27	1.0	13-0	5	6	3	9	82-3.2
MT	47-0	381-8.1	46-125	.368	28-92	.304	20-25	.800	13-38-51	1.1	19-0	9	15	9	13	140-3.0
Total	53-0	401-7.6	50-132	.379	30-96	.313	20-25	.800	13-40-53	1.0	19-0	10	16	9	13	150-2.8

*Played season at Mississippi State

GREEN

TYE



FR

CLASS

G

POSITION

6-3

HEIGHT

185

WEIGHT

Baltimore,
Maryland

HOMETOWN

Glenely
Country School

PREVIOUS
SCHOOL



food, orange chicken, Dad's mac and cheese, and Mom's fried pork chops... Favorite movies include The Sponge-Bob Movie, Coach Carter and Juice... Favorite superhero is Batman... Favorite athletes are Ja Morant and Russell Westbrook... Biggest role models are his parents

Glenelg Country School: Played for head coach Garrett O'Donnell... Averaged 23.5 points, 7.3 rebounds and 2.0 assists per game... Earned First Team All-Conference honors... Named All-Maryland... Garnered National Honor Society and Dean's List recognition in the classroom... Played travel ball for Team Melo and Team Choo... Was the leading scorer at both the 2022 DMV Elite Super Circuit Session One and the 2022 Hoop Group Pitt Jam Fest... Named the MVP of the inaugural Xan Classic.

Personal: Born May 29, 2004... Son of Calvin and Maureen Green... Has five siblings: Porsha, Autumn, Rain, Stonewall and Ares... His sister, Rain Green, plays basketball at Kansas City... Majoring in Engineering... Hobbies include hand illustrations, listening to music, Netflix binging, and NBA 2K... Favorite foods are Italian



LENARD, JR

teafale



SO

CLASS

F

POSITION

6-7

HEIGHT

175

WEIGHT

Snyder,
Texas

HOMETOWN

Link Year
Prep

PREVIOUS
SCHOOL

- 12 TEAFALE LENARD, JR. -

**BLUE
RAIDER**

BASKETBALL



in the CBI quarterfinals against Boston University, making a personal-best three 3-pointers (3/21)... Put up 11 points and six rebounds in the CBI title game against UNCW, blocking four shots for the third time in five games (3/23)... Passed Reggie Scurry for the single-season program record with his 50th dunk of the season against UNCW (3/23)... Played in all 37 games while starting seven of the Blue Raiders' final eight contests... Averaged 6.9 points and 3.3 rebounds per game... Blocked 58 shots, the fourth-highest single-season total in program history... Ended his freshman year 10th in career blocked shots

Link Year Prep: Was the No. 111 ranked player in the nation... The second-highest ranked high school prospect in the class to sign in Conference USA.

Snyder High School: Played for head coach Lee Scott at Snyder High School . . . Averaged 19.0 points, 8.0 rebounds and 7.0 assists per game as a senior... Earned District 5-4A MVP honors... Named Honorable Mention All-District and TABC All-Conference Defensive Player of the Year

Personal: Born Teafale Lenard, Jr., on July 21, 2002 . . . Son of Ashley Lenard and Teafale Lenard, Sr. . . . Has two brothers, Leland and Keshawn Lenard . . . Major is undecided... Favorite athlete is Kobe Bryant ... Biggest role model is his mom ... Favorite superhero is the Hulk ... Favorite movie is Glory Road... Favorite food is Mexican

2021-22 (Freshman): Was the first man off the bench and leading rebounder in his collegiate debut against Brescia (11/9)... Named Conference USA Freshman of the Week for November 22... Led the Blue Raiders with a career-high 12 points at Ole Miss (12/15/21)... Named Conference USA Freshman of the Week on January 17... Picked up his third C-USA Freshman of the Week honors on Feb. 14... Made SportsCenter's Top 10 plays for February 24 with a dunk over a Marshall defender from near the free throw line... Named C-USA Freshman of the Week for the fourth time on Feb. 28... Earned C-USA All-Freshman Team honors... Made his first career start in the regular season finale at Old Dominion (3/5/22)... Scored a then-career-high 13 points and tied a personal best with four blocks in the C-USA semifinals against UAB (3/11/22)... Set a new career high with 14 points

LENARD CAREER STATS

Year	GP-GS	Min-Avg	FG-A	Pct	3FG-A	Pct	FT-A	Pct	Off-Def-Tot	Avg	PF-FO	A	TO	Blk	Stl	Pts-Avg
21-22	37-7	742-20.0	102-182	.560	23-68	.338	27-45	.600	36-87-123	3.3	85-2	19	44	58	34	254-6.9
Total	37-7	742-20.0	102-182	.560	23-68	.338	27-45	.600	36-87-123	3.3	85-2	19	44	58	34	254-6.9



2022-23 BLUE RAIDERS



SMITH

TREVON



JR

CLASS

G

POSITION

6-3

HEIGHT

180

WEIGHT

Campbellsville,
Kentucky

HOMETOWN

Wabash
Valley CC

PREVIOUS
SCHOOL

- 13 TREVON SMITH -

**BLUE
RAIDER**

BASKETBALL



Personal: Born Sept. 13, 2000... Son of Adam Smith and Jessica and Ebb Spurling... Has four siblings: Ebboni Spurling, Kasen Smith, Neveah Douglas and Kybrin Smith... Nephew of Clem Haskins, who played nine seasons in the NBA... Majoring in Business Administration... Hobbies include playing cards and watching podcasts... Favorite food is steak... Favorite movie is the Lion King... Favorite superhero is Batman... Favorite athlete is LeBron James... Lists his siblings as his biggest motivation

2021-22 (Sophomore at Wabash Valley): Averaged a team-high 14.6 points per game while shooting 42.6 percent from the floor and 38.8 percent from 3-point range... Added 2.3 assists and 1.0 assists per game.

2020-21 (Freshman at Wabash Valley): Earned First Team All-Region 24 honors... Averaged 15.0 points, 3.8 rebounds and 1.3 assists per game... Shot 43.3 percent from the floor and 37.4 percent from 3-point range... Set a season high with 28 points against Olney Central on March 24

Taylor County HS: Played for head coach Maze Stallworth... Scored 1925 points in his high school career... Averaged 25 points and 10 rebounds per game... Named 5th Region Player of the Year... Kentucky Mr. Basketball candidate... Earned Kentucky All-Star accolades



JORDAN

jalen



R-SR

CLASS

G

POSITION

6-3

HEIGHT

160

WEIGHT

Conyers,
Georgia

HOMETOWN

St. Francis
(NY)

SCHOOL

PREVIOUS

- 14 JALEN JORDAN -

**BLUE
RAIDER**

BASKETBALL



2021-22 (Redshirt Junior): Sat out the season after suffering an off-season knee injury,

2020-21 (Redshirt Junior): Started in 19 of the 20 games he competed in as a redshirt junior in his debut season at MT ... Averaged 9.4 points per game on the season, and upped that to 11.1 in league play ... Grabbed 2.9 rebounds per game ... Dished out 39 assists and swiped 19 steals on the year ... Shot 42.6 percent from the field, 43.2 percent from 3-point range and 84.1 percent from the charity stripe ... led the team in both 3-point percentage and free throw percentage ... Made his Blue Raider debut in a start against Omaha (11/26/20) at the Gulf Coast Showcase ... Notched double figures in points (11) along with season highs in 3-point field goals (3), rebounds (5) and assists (4) in the home loss to Chattanooga (12/7/20) ... Led MT in scoring with a season-high 17 points on four made 3-pointers in the game one loss vs. FIU (1/8/21) ... Led his team in scoring with 14 points at Southern Miss (1/16/21) and crashed the boards in both games against the Golden

Eagles (7 in game one, 6 in game two) ... Started and played one minute in game one against Western Kentucky (1/23/21) before suffering a game-ending upper body injury ... Made his return to the court with a 10-point, 4-rebound game in the first of a back-to-back against Charlotte (2/6/21) ... Scored 22 points in game one (2/12/21) and a season-high 25 points in game two (2/13/21) at Marshall ... Led his team with 17 points and posted season highs for free throws (8) and minutes (36) in the regular season finale at Florida Atlantic (3/5/21).

2019-20 (Junior): Redshirted during the 2019-20 season due to NCAA transfer rules.

2018-19 (Sophomore at St. Francis of Brooklyn): Improved in minutes per game (31.3), points per game (14.8) and rebounds per game (3.6) while starting all 33 games for the Terriers ... Made 89 three-pointers, shooting a clip of .420 from behind the arc ... Notched a career-best game in points scored (28) and assists (6) against Sacred Heart on Jan. 19 ... Played all 40 minutes of a game for the first time in his career when the Terriers visited Fairleigh Dickinson on Jan. 24 ... Tallied a career-high seven made three-pointers at Central Conn. State on Jan. 31.

2017-18 (Freshman at St. Francis of Brooklyn): Was a three-time recipient of NEC Rookie of the Week honors and was an NEC All-Rookie Team selection ... Averaged 26.9 minutes in the 31 games he participated in, including 30 starts ... Was third on the team in scoring with 11.1 points per game to go with his 2.9 rebounds per game ... Finished the year in the top-10 in the NEC in three-point percentage (.408) and made threes per game (2.06).

Rockdale County HS: Scored over 1,000 points at Rockdale County ... Wrapped up his high school career averaging 17.5 points, four rebounds, three assists and two steals per game as a senior ... Was named Region 2-AAAAA Player of the Year as a senior ... Played in 2016-17 at National Top Sports Institute (NTSI), a first-year prep program in Scotland, Pennsylvania, averaging 18.2 points, 7.1 rebounds and five assists per game.

Personal: Born June 19, 1998 in Harlem, N.Y. ... Son of Kenneth Jordan and Mayra Pastrana ... Has four brothers and two sisters ... Majoring in Criminal Justice ... Favorite food is pasta ... Favorite actor is Denzel Washington ... Favorite athletes are Kobe Bryant and Lou Williams.

JORDAN CAREER STATS

Year	GP-GS	Min-Avg	FG-A	Pct	3FG-A	Pct	FT-A	Pct	Off-Def-Tot	Avg	PF-FO	A	TO	Blk	Stl	Pts-Avg
*17-18	31-30	835-26.9	108-260	.415	64-157	.408	65-77	.844	16-73-89	2.9	57-0	30	35	4	18	345-11.1
*18-19	33-33	1034-31.3	156-364	.429	89-212	.420	88-109	.807	15-103-118	3.6	51-0	48	54	8	16	489-14.8
20-21	20-19	535-26.8	58-136	.426	35-81	.432	37-44	.841	7-50-57	2.9	35-0	39	46	0	19	188-9.4
21-22									-Did not play-							
MT	20-19	535-26.8	58-136	.426	35-81	.432	37-44	.841	7-50-57	2.9	35-0	39	46	0	19	188-9.4
Total	84-82	2403-28.6	322-760	.424	188-450	.418	190-230	.826	38-226-264	3.1	143-0	117	135	12	53	1022-12.2

*Played season at St. Francis (NY)

2022-23 BLUE RAIDERS

FUSSELL

christian



SO

CLASS

F

POSITION

6-10

HEIGHT

220

WEIGHT

Atlanta,
Georgia

HOMETOWN

Greenforest
Christian

PREVIOUS
SCHOOL

- 15 CHRISTIAN FUSSELL -

**BLUE
RAIDER**

BASKETBALL



against Murray State (12/2/20) ... Blocked a shot for the first time in his collegiate career in the home win against Covenant (12/12/20) ... Made his first career basket, a three-pointer, in game one at Southern Miss (1/15/21) ... Helped his team gain momentum with a three-pointer to give MT the lead in the first half of game one against Charlotte (2/5/21) ... Set career highs in points (5), rebounds (3) and minutes (5) in game one at Marshall (2/12/21).

Greenforest Christian Academy: Played for Head Coach Rory Griffin at Greenforest ... Averaged 17 points and eight rebounds as a junior and 16 points and 14 rebounds as a senior ... A 3-star prospect according to Rivals and 247 Sports who ranks as the 18th best player in Georgia and 35th best center nationally in the 2020 class ... Started his high school career at Stockbridge High School where he played for Head Coach Rodney Latham.

Personal: Born Nov. 28, 2001 in Atlanta, Ga. ... Son of Taura and Chandra Fussell ... Has one brother, Garrison, and one sister, Jailon ... Major is undecided ... Favorite food is fried chicken ... Favorite superhero is Deadpool ... Favorite movie is Friday After Next ... Biggest role model and favorite athlete is Kevin Durant.

2021-22 (Freshman): Played in all 37 games... Shot .333 from the floor and .204 from 3-point range while averaging 3.0 points and 2.5 rebounds per game... Set career highs in points (10), rebounds (5), free throws (3), assists (1) and minutes (21) in the season opener against Brescia (11/9/21)... Surpassed his 2020-21 totals in rebounds, minutes, assists and minutes in the season opener... Bested his personal highs with 11 points and six rebounds against Bryan (11/27)... Hit two 3-pointers in a win at Western Kentucky (1/29)

2020-21 (Freshman): Played in seven games in his first season in Murfreesboro, averaging 2.4 minutes per appearance ... Tallied 1.6 points and 0.6 rebounds per contest ... Hit 4 of 12 field goal attempts and 3 of 10 3-point attempts on the year ... Made his Blue Raider debut coming off the bench in the home win

FUSSELL CAREER STATS

Year	GP-GS	Min-Avg	FG-A	Pct	3FG-A	Pct	FT-A	Pct	Off-Def-Tot	Avg	PF-FO	A	TO	Blk	Stl	Pts-Avg
20-21	7-0	17-2.4	4-12	.333	3-10	.300	0-1	.000	1-3-4	0.6	1-0	0	0	1	1	11-1.6
21-22	37-0	464-12.5	36-108	.333	11-54	.204	28-34	.824	31-62-93	2.5	59-0	24	22	10	9	111-3.0
Total	44-0	480-10.9	40-120	.333	14-64	.219	28-35	.800	32-65-97	2.2	60-0	24	22	11	10	122-2.8

2022-23 BLUE RAIDERS

LIGHTS

Isiah



SO

CLASS

G

POSITION

6-4

HEIGHT

185

WEIGHT

Murfreesboro,
Tennessee

HOMETOWN

Chattanooga
State CC

PREVIOUS
SCHOOL



2021-22 (Freshman at Chattanooga State CC):

Played in eight games, averaging 2.3 points per game... Shot 66.7 percent from 3-point range... Posted a 2.5 assist-to-turnover ratio

High School: Played for head coach Dyron Birdwell at Siegel High School... Played travel ball for EAB and Pro Skills

Personal: Born August 14, 2003... Son of Laura and Byron Lightsey... Studying exercise science... Hobbies include playing Uno and cards... Favorite food is chicken wings... Favorite movie is The Pursuit of Happiness... Favorite superhero is Iron Man... Favorite athlete is Stephen Curry... Biggest role models are his parents



CAMRYN

WESTON

CLASS

JR

POSITION

G

HEIGHT

6-3

WEIGHT

190

PREVIOUS
SCHOOL

Southern
CC

HOMETOWN

Albany,
Georgia

Southeastern
CC



- 24 CAMRYN WESTON -

**BLUE
RAIDER**

BASKETBALL



program history with less than 10 points (2/26)... Put up 17 points and nine rebounds in the C-USA Semifinals against UAB (3/11/22)... Totaled nine points and nine assists in the CBI semifinals against Abilene Christian (3/22)...

2020-21 (Sophomore at Southeastern CC): Averaged 10.4 points, 5.3 rebounds and 2.8 assists per game... Shot 55.4 percent from the floor... Scored a season-high 20 points in a win over Northeast Community College (1/25)

2019-20 (Freshman at Southeastern CC): Averaged 8.3 points, 3.5 rebounds and 2.4 assists per game... Shot 48.1 percent from the floor

Westover High School: Played for head coach Dallas Smith... Averaged 15 points, seven rebounds and seven assists per game... earned MVP honors in the U-Save It Basketball Tournament... Named Second Team All-Region

Personal: Born April 3, 2000... Son of Myra Carswell-Weston and Carl Weston... Majoring in Sports Medicine... Biggest role model is his mom... Hobbies include watching movies... Favorite food is wings and seafood... Favorite movies are Friday, Friday After Next, and Like Mike... Favorite superhero is the Flash

2021-22 (Sophomore): Played in all 37 games, averaging 20.7 minutes per game off the bench... Finished the season with averages of 8.8 points and 3.7 rebounds per game... Led the Blue Raiders with 101 assists... Recorded a game-high five assists in his NCAA debut against Brescia (11/9)... His six assists at Stephen F. Austin (11/19) were the most by a Blue Raider this season... Scored nine points and pulled in a team-leading (and career-high) eight rebounds at Ole Miss (12/15)... Led the Blue Raiders with five rebounds and a season-high 16 points at Chattanooga (12/22)... Hit the go-ahead free throws with six seconds left to seal a comeback win at Marshall, leading the team with a career-high 19 points and going 6-for-6 from the free throw line (1/27)... Recorded 10 rebounds and 10 assists in the Blue Raiders' C-USA East Division-clinching win over Western Kentucky, the first double-double in

WESTON CAREER STATS

Year	GP-GS	Min-Avg	FG-A	Pct	3FG-A	Pct	FT-A	Pct	Off-Def-Tot	Avg	PF-FO	A	TO	Blk	Stl	Pts-Avg
21-22	37-0	763-20.6	103-200	.515	20-61	.328	101-125	.808	34-103-137	3.7	99-2	101	87	4	45	327-8.8
Total	37-0	763-20.6	103-200	.515	20-61	.328	101-125	.808	34-103-137	3.7	99-2	101	87	4	45	327-8.8



2022-23 BLUE RAIDERS



COLEMAN-JONES

jared



JR

CLASS

F

POSITION

6-10

HEIGHT

250

WEIGHT



Hiram,
Georgia

HOMETOWN

Northwestern

PREVIOUS
SCHOOL



2019-20 (Freshman at Northwestern): Played in all 31 games for the Wildcats as a true freshman, averaging 2.9 points and 2.1 rebounds per outing ... Upped his averages to 3.7 points and 2.3 rebounds while shooting just shy of 50 percent from the field in Big Ten action ... Played five minutes in his collegiate debut against Merrimack (11/8) ... Recorded five points and five rebounds against Pittsburgh (11/27) ... Contributed four points and three rebounds against DePaul (12/21) ... Recorded three blocks, two points and a rebound against Indiana (1/8) ... Posted four points and four rebounds in victory over Nebraska (1/11) ... Added four points and two rebounds against Iowa (1/14) ... Tallied in four points and three rebounds at Illinois (1/18) ... Posted five points and two rebounds against Michigan State (1/29) ... Added seven points and three rebounds against Purdue (2/1) ... Contributed 11 points and five rebounds against Rutgers (2/9) ... Posted a career-high 12 points and grabbed four rebounds against Michigan (2/12) ... Recorded four points, three rebounds and two blocks against Penn State (2/15) ... Added five points, five assists and a block in victory over Nebraska (3/1).

2021-22 (Sophomore): Did not play after suffering a knee injury the day before the season opener.

2020-21 (Sophomore): Played in 15 games for the Blue Raiders and earned four starts as a sophomore ... Turned in 2.8 points and 2.5 rebounds per outing on the year ... Made his Blue Raider debut coming off the bench against Omaha (11/26/20) at the Gulf Coast Showcase and instantly played a collegiate career-best 26 minutes and hauled in a career-high 7 rebounds ... Made his first start as a Blue Raider in the home win against Murray State (12/2/20) ... Posted 7 points and 4 rebounds, including his first three-pointer of the season, in game two against Western Kentucky (1/24/21) ... Sat out as the Blue Raiders hosted Charlotte on Feb. 5 and 6 while in concussion protocol; also missed games at Marshall on Feb. 12 and 13.

McEachern HS: Played for Head Coach Mike Thompson at McEachern High School ... Averaged 13 points, 11 rebounds and 10 blocks while adding two steals per game ... Was named to the City of Palms All-Tournament Team and led the Indians to a perfect 32-0 record and the Georgia Class 7A State Championship in his final season ... His team finished the season ranked No. 1 nationally by PrepNation and No. 2 nationally by MaxPreps ... Completed his prep career with over 1,000 career points and rebounds ... Top 10 prospect in the state of Georgia in the 2019 signing class.

Personal: Born Sep. 13, 2000 in Orlando, Fla. ... Son of Craig Jones and Lynn Coleman ... Has four brothers and two sisters ... Father played football at Florida State and brother, Jermel Jones, played football at San Diego State ... Majoring in Sports Medicine ... Favorite athlete is Calvin Johnson ... Favorite NBA team is the Chicago Bulls ... Favorite superhero is The Flash ... Favorite food is shrimp and chicken alfredo ... Biggest role model is his dad.

COLEMAN-JONES CAREER STATS

Year	GP-GS	Min-Avg	FG-A	Pct	3FG-A	Pct	FT-A	Pct	Off-Def-Tot	Avg	PF-FO	A	TO	Blk	Stl	Pts-Avg
*19-20	31-0	315-10.2	39-87	.448	1-12	.083	11-20	.550	22-42-64	2.1	72-2	5	17	13	7	90-2.9
20-21	15-4	168-11.2	16-41	.390	1-1	1.000	9-15	.600	20-18-38	2.5	30-1	4	20	3	3	42-2.8
21-22	-Did not play-															
MT	15-4	168-11.2	16-41	.390	1-1	1.000	9-15	.600	20-18-38	2.5	30-1	4	20	3	3	42-2.8
Total	46-4	483-10.5	55-128	.430	2-13	.154	20-35	.571	42-60-102	2.2	102-3	9	37	16	10	132-2.9

*Played season at Northwestern

J BENVILLE

jack



R-FR

CLASS

G

POSITION

6-0

HEIGHT

170

WEIGHT

Murfreesboro,
Tennessee

HOMETOWN

Middle Tennessee
Christian

PREVIOUS
SCHOOL



2021-22 (Freshman): Joined the team in December as a walk-on... Did not play, taking a redshirt year

Middle Tennessee Christian School: Played for Jason Piercey at Middle Tennessee Christian... Ranked the No. 16 guard in Rutherford County by PrepHoops.com

Personal: Son of Colby and Katie Jubenville... Has one sister, Mary Burke Jubenville... His father played football at Millsaps College, and his mother was a dancer at Southern Miss... Majoring in Economics... Hobbies include golfing... Favorite food is salmon... Favorite superhero is Iron Man... Favorite athlete is Derrick Henry... Biggest role model is his dad

JUBENVILLE CAREER STATS

Year	GP-GS	Min-Avg	FG-A	Pct	3FG-A	Pct	FT-A	Pct	Off-Def-Tot	Avg	PF-FO	A	TO	Blk	Stl	Pts-Avg
21-22									-Did not play-							
Total	0-0	0-0.0	0-0	.000	0-0	.000	0-0	.000	0-0-0	0.0	0.0	0	0	0	0	0-0.0

McDEVITT

NICK



148

WINS

9

SEASONS

4

CONFERENCE TITLES

4

POSTSEASON APPEARANCES

Marshall,
North Carolina

HOMETOWN

UNC
Asheville

ALMA MATER

- NICK MCDEVITT -



Nick McDevitt was announced as the 20th head coach of the Middle Tennessee men's basketball program on March 24, 2018.

The 2021-22 Conference USA Coach of the Year, McDevitt led MTSU to a 26-11 record, the Cancun Challenge Maya Division championship, the C-USA East Division title and a runner-up finish in the 2022 CBI. The Blue Raiders also reached the semifinals of the C-USA Tournament, falling in triple overtime to eventual champion UAB.

The Marshall, N.C., native came to Murfreesboro after a five-year stint as the head coach at UNC Asheville where he led the Bulldogs to a 98-66 overall record which includes three consecutive 20-win campaigns in the last three seasons.

McDevitt's Bulldogs made three consecutive postseason appearances, starting with a trip to the NCAA Tournament in 2016 before making the 2017 CollegeInsider.com Tournament and the 2018 National Invitation Tournament.

The Bulldogs went 21-13 his final season in Asheville to lock up the regular season title in the Big South Conference after winning a share of the regular season title with a 23-10 record the season before. The Bulldogs' remarkable 2017 season earned McDevitt Big South Conference and NABC District 3 Coach of the Year Honors.

McDevitt was also a 2017 finalist for the Skip Prosser Man of the Year Award. Named after the late Skip Prosser, who passed suddenly in 2007 while the head coach at Wake Forest, the award is presented annually to those who not only achieve success on the basketball court but who also display moral integrity off of it as well.

In 2016, McDevitt guided UNC Asheville through the Big South Tournament to earn a berth in the NCAA Tournament, his first as a head coach. His postseason history didn't start in 2016, however.

McDevitt's run at UNC Asheville first began in 1997 when

the guard signed to play for the Bulldogs. Following the end of his playing career in 2001, former head coach Eddie Biedenbach immediately appointed McDevitt to his staff as an assistant coach.

After 10 years as an assistant under Biedenbach, McDevitt was elevated to associate head coach prior to the 2011-12 season and took over the head job in 2013 upon Biedenbach's resignation.

In 17 seasons on the Bulldog staff McDevitt led his squads to seven postseason trips, including four NCAA Tournaments that featured a pair of wins in play-in games in 2003 and 2011. The Bulldogs have won seven regular season titles in their history, six of which McDevitt has been a part of as either a player or coach.

The Blue Raiders' head man earned his bachelor's degree in history from UNC Asheville in 2001. He was twice named to the Big South Conference All-Academic team and was a member of the Dean's List four different times at UNC Asheville. He was also a member of the Big South Presidential Honor Roll three times and served on the NABC Student Basketball Council his junior and senior years.

McDevitt resides in Murfreesboro with his wife, Lauren, and their two children, Cooper and Kathryn.

McDevitt

Coaching Experience	
UNC Asheville	
Assistant Coach	2001-11
Associate Head Coach	2011-13
Head Coach	2013-18
Middle Tennessee	
Head Coach	2018-Present
Playing Experience	
UNC Asheville	
Guard	1997-2001
Education	
UNC Asheville	
B.S. History	2001
Personal	
Born	April 21, 1979
Hometown	Marshall, N.C.
Spouse	Lauren
Children	Cooper and Kathryn



Wes **LONG**

Associate Head Coach

The 2022-23 season marks Wes Long's fifth season on head coach Nick McDevitt's staff at Middle Tennessee, and first as the program's Associate Head Coach. McDevitt announced Long's promotion in July 2022.

Prior to joining the Blue Raider program, Long spent one season aiding McDevitt in his final season at UNC-Asheville. In his lone season at Asheville, Long helped the Bulldogs claim 21 wins, the Big South regular season conference championship, and an automatic berth to the NIT.

Long arrived at Middle Tennessee in 2018 as no stranger to Murphy Center, as he sat on opposing benches and faced the Blue Raiders in past seasons as an assistant at both VCU and Chattanooga.

Preceding the 2017-18 season at UNC-Asheville, Long spent two seasons as an assistant coach at VCU from 2015 to 2017. The Rams compiled a 51-20 record during Long's tenure on the bench, including back-to-back NCAA Tournament appearances, a regular season Atlantic 10 championship, two A10 Tournament championship game appearances, and a NCAA Tournament win over Oregon State.

Prior to his two years in Richmond, Long spent two seasons as an assistant at Chattanooga. The Mocs totaled 40 wins in Long's two seasons, twice finishing second in the Southern Conference and making a trip to the Collegelinsider.com Tournament in 2014. Long helped recruit and build the Chattanooga team, which

in the year following his departure, won a school record 29 games and both the SoCon regular season and tournament titles.

Before becoming a Division I assistant, Coach Long spent a total of nine seasons at then-Division II Queens University of Charlotte, where he served as the Royals' head coach for the last five campaigns.

The Mauldin, S.C., native played as an undergraduate at Clemson, joining the Tigers in 2000-01 as a walk-on before later moving into a role as a student assistant.

He earned his bachelor's degree in business management from Clemson in 2004 before adding a M.B.A. from Queens' McColl School of Business in 2007.

Long resides in Murfreesboro with his wife, Martha, a Columbia, Tenn. native. The couple has two daughters, Abbie Grace and Emma Hope, and two sons, Canaan and Elijah.

Long

Coaching Experience	
Queens (NC)	
Assistant Coach	2004-08
Head Coach	2008-13
Chattanooga	
Assistant Coach	2013-15
VCU	
Assistant Coach	2015-17
UNC Asheville	
Assistant Coach	2017-18
Middle Tennessee	
Assistant Coach	2018-Present
Playing Experience	
Clemson	
Guard	2000-01
Education	
Clemson	
B.S. Business Management	2001
Queens (NC)	
M.B.A.	2007
Personal	
Born	February 7, 1981
Hometown	Mauldin, S.C.
Spouse	Martha
Children	Abbie Grace, Emma, Canaan and Elijah



Logan **JOHNSON**

Assistant Coach

Logan Johnson was appointed to the role of assistant coach in 2022 after three years as the Blue Raiders' director of operations.

Prior to re-joining Nick McDevitt in Murfreesboro, Johnson spent the 2018-19 season as the Director of Player Development at Campbell University, helping the Camels to a share of the Big South regular season championship and an appearance in the Big South Tournament championship game.

While he was a new face in Murfreesboro, he was a familiar one for McDevitt, having spent the four seasons prior to his lone season at Campbell as an assistant coach for the Blue Raiders' head man at UNC Asheville.

His four years under McDevitt in Asheville saw the Bulldogs win 81 games and three conference championships with three consecutive 20-win seasons in his final three years.

McDevitt first hired Johnson following a three-year stint at Ouachita Baptist University in Arkansas, where he served as the top assistant and recruiting coordinator. Ouachita won the 2013 Great American Conference Tournament in his second season on staff.

Johnson spent the 2010-11 season as a graduate assistant at the University of Tennessee and was involved with many aspects of the program including skill development, scouting, and film breakdown.

Prior to his coaching career, Johnson was a four-year starter for at Coastal Carolina and helped the Chanticleers to the 2010 Big South Championship. He was Big South All-Tournament Team selection in 2010 and was twice named to the Big South Academic All-Conference Team.

Johnson was also named to the National Association of Basketball Coaches Honors Court in 2010 and named to the CoSIDA/ESPN the Magazine Academic All-District First Team in 2010.

A Knoxville, Tenn., native, Johnson earned a bachelor's degree in business management from Coastal Carolina in 2010 and completed his master's degree in sport management from Old Dominion in 2015.

Johnson's brother, Blake, is a fellow member of the college athletics world who currently serves as the Assistant Athletic Director for Development at the University of Tennessee.

Johnson

Coaching Experience	
Tennessee	
Graduate Assistant	2010-11
Ouachita Baptist	
Assistant Coach	2011-14
UNC Asheville	
Assistant Coach	2014-18
Campbell	
Director of Player Development	2018-19
Middle Tennessee	
Director of Operations	2019-22
Assistant Coach	2022-Present
Playing Experience	
Coastal Carolina	
Guard	2005-10
Education	
Coastal Carolina	
B.S. Business Management	2010
Old Dominion	
M.S. Sport Management	2015
Personal	
Born	September 23, 1986
Hometown	Knoxville, Tenn.



Eric **WILSON**

Assistant Coach

Eric Wilson joined the Blue Raiders prior to the 2022-23 season. He spent the 2021-22 season as assistant coach at Presbyterian after serving as an assistant coach at the College of Charleston for two years. In his lone season in Clinton, S.C., Wilson helped coach three Blue Hose players to All-Big South honors.

Prior to joining the College of Charleston coaching staff, Wilson spent four seasons at North Carolina Central University where he helped head coach LeVelle Moton lead the Eagles to three-consecutive Mid-Eastern Athletic Conference titles and NCAA Tournament appearances in 2017, 2018 and 2019.

During the 2016-17 season, the Eagles put together one of the best seasons in school history with a 25-9 overall record and a 13-3 mark in conference play. NCCU captured its third MEAC Regular-Season Championship and second MEAC Tournament Championship within a four-year span to make its second-ever NCAA Tournament appearance as an NCAA Division I member school.

Prior to NCCU, Wilson spent six years on the coaching staff of his alma mater, Western Carolina. From 2009 to 2010, he was Director of Basketball Operations for the program, before being elevated to Assistant Coach and Recruiting Coordinator in 2010.

A former four-year point guard and defensive specialist for the Catamounts from 2004 to 2008, he played in 109 career games with 56 starts and averaged 4.2

points, 2.6 rebounds and 1.2 assists per game. Wilson graduated in 2008 from Western Carolina University's College of Business.

Following his graduation from WCU, he accepted his first coaching position in August of 2008 as an assistant coach (and later interim head coach) at NAIA member Truett McConnell University in Cleveland, Ga. There, Wilson helped lead the Bears to a 20-win season and the conference semifinals. Three players from that squad were named to the Georgia All-State Team.

Wilson and his wife, Kate, are the proud parents of Asher James and Ezekiel "Zeke" Kai.

Wilson

Coaching Experience	
Truett-McConnell Assistant Coach/Interim HC	2008-09
Western Carolina Director of Operations	2009-10
Assistant Coach/Recruiting Coord.	2010-15
North Carolina Central Assistant Coach	2015-18
College of Charleston Assistant Coach	2019-21
Presbyterian Assistant Coach	2021-22
Middle Tennessee Assistant Coach	2022-Present
Playing Experience	
Western Carolina Guard	2004-08
Education	
Western Carolina B.S. Business	2008
Personal	
Born	December 25, 1985
Hometown	Lincolnton, N.C.
Spouse	Kate
Children	Asher, Ezekiel

Richardson



Rashaad
RICHARDSON

Assistant Coach

Rashaad Richardson joined the Blue Raiders as Director of Operations in 2022 after two years on Ron Hunter's staff at Tulane. Richardson played for Hunter at Georgia State, helping the Panthers to 74 wins and a pair of postseason tournament appearances.

Richardson's 117 games played ranked in the top 10 in GSU history at the end of his playing career.

Prior to Tulane, Richardson spent one year as an assistant coach at NJCAA Clarendon College in Texas and five seasons at Stephenson High School in Atlanta.

Richardson lives in Murfreesboro with his wife, Brittany.

Coaching Experience

Stephenson High School (Atlanta)	
Assistant Coach	2014-19
Clarendon College	
Assistant Coach	2019-20
Tulane	
Graduate Assistant	2020-22
Middle Tennessee	
Director of Operations	2022-Present

Playing Experience

Georgia State	
Guard	2010-14

Education

Georgia State	
B.S. Sociology	2014
Tulane	
M.S. Sport Science	2022

Personal

Born	September 21, 1990
Hometown	Charleston, S.C.
Spouse	Brittany



Brandon
BUSKEY

Strength and Conditioning Coach

Brandon Buskey came to Middle Tennessee in 2022 after two years as an assistant strength coach with Auburn men’s basketball. Prior to his return to Auburn, Buskey spent a year and a half as an assistant strength coach at Alabama State and completed internships at Wake Forest and Auburn.

A 2018 Auburn graduate, Buskey spent eight years as a non-commissioned officer in the United States Army.

Buskey comes to Murfreesboro with his wife, Angelika, and their two daughters, Lakelan and London.

Reese
SHIVERS

Athletic Trainer



Reese Shivers was named associate athletic trainer at Middle Tennessee in October 2016. His primary responsibility consists of overseeing all athletic training duties for men’s basketball.

Prior to joining the Blue Raiders, Shivers served as an assistant athletic trainer for the men’s basketball and volleyball teams at the University of Tennessee at Martin.

Before UTM, Shivers earned his master’s degree in sports management from the University of Southern Mississippi, where he worked in athletic training with the football, men’s basketball and men’s tennis programs.

Shivers received his bachelor’s degree in kinesiology from Louisiana State University in 2013 while working as a trainer with football, women’s basketball and men’s tennis.

He is a native of Slidell, La., and now resides in Murfreesboro with his wife, Megan, and their dog, Marley.



Reggie
SCURRY

Graduate Assistant

Reggie Scurry joined the Middle Tennessee staff as a graduate assistant for the 2021-22 season. Scurry returns to the Murphy Center after a playing career that saw him score 540 points in two seasons as a Blue Raider.

Scurry led the 2018-19 Blue Raiders with 95 offensive rebounds and finished with the second-most points (366) and rebounds (193) on the team. After transferring from Missouri State, the Atlanta native started his MT career with back-to-back double-doubles. He started 51 of 52 games played for the Blue Raiders, averaging 10.4 points and 5.6 rebounds per game. His 57.3 career field goal percentage ranks sixth all-time in the Middle Tennessee record book.

The Augusta, Ga., native earned his bachelor's degree from Middle Tennessee in May 2020.



Dakota
LEBLANC

Graduate Assistant

Dakota LeBlanc joined the Middle Tennessee staff as a graduate assistant for the 2022-2023 season. LeBlanc has four years' experience in coaching and developing high school basketball players. As an undergraduate at MTSU, he spent a semester under former WNBA player Bianca Hensley, who coaches the girls' basketball team at his former high school. Last season, he was an assistant coach at Siegel High School in Murfreesboro. He helped the Stars earn runner-up in TSSAA District 7-4A.

LeBlanc earned his Bachelor's in Leisure and Sports Management from Middle Tennessee in May 2022. LeBlanc's family is from Detroit, Mich. LeBlanc is a Murfreesboro native and graduate of Stewarts Creek High School in Smyrna, Tenn.

- RADIO/TV ROSTER -



Tyler Millin



DeAndre Dishman



Jestin Porter



Justin Bufford



Eli Lawrence



Elias King



Tre Green



Teafale Lenard



TreVon Smith



Jalen Jordan



Christian Fussell



Isiah Lightys



Camryn Weston



Jared Coleman-Jones



Jack Jubenville



Nick McDevitt



Wes Long



Logan Johnson



Eric Wilson



Rashaad Richardson



Dakota LeBlanc



Reggie Scurry



Brandon Buskey



Reese Shivers

MIDDLE TENNESSEE MEN'S BASKETBALL

2021-22 REVIEW



Date	Opponent	Result	Site	Attendance
Nov. 9	Brescia	W, 98-59	Murfreesboro, Tenn.	2,104
Nov. 12	Bethune-Cookman	W, 71-51	Murfreesboro, Tenn.	2,317
Nov. 16	Winthrop	W, 76-65	Murfreesboro, Tenn.	3,212
Nov. 19	^ at Stephen F. Austin	L, 74-87	Nacogdoches, Texas	1,901
Nov. 23	^ vs. Rider	W, 60-54	Cancun, Mexico	111
Nov. 24	^ vs. Mercer	W, 82-58	Cancun, Mexico	103
Nov. 27	Bryan	W, 96-48	Murfreesboro, Tenn.	2,478
Dec. 1	UT Martin	W, 73-61	Murfreesboro, Tenn.	2,512
Dec. 4	at Murray State	L, 87-93	Murray, Ky.	4,114
Dec. 11	at UT Martin	W, 84-75	Martin, Tenn.	1,218
Dec. 15	at Ole Miss	L, 52-62	Oxford, Miss.	5,902
Dec. 19	Coastal Carolina	W, 84-80	Murfreesboro, Tenn.	2,606
Dec. 22	at Chattanooga	L, 65-77	Chattanooga, Tenn.	2,730
Jan. 6	* at Rice	L, 61-65	Houston, Texas	500
Jan. 8	* at North Texas	L, 63-70	Denton, Texas	3,280
Jan. 13	* Florida Atlantic	W, 70-57	Murfreesboro, Tenn.	2,515
Jan. 15	* FIU	W, 50-39	Murfreesboro, Tenn.	3,122
Jan. 22	* Southern Miss	W, 74-60	Murfreesboro, Tenn.	3,512
Jan. 27	* at Marshall	W, 81-79	Huntington, W.V.	3,864
Jan. 29	* at WKU	W, 93-85	Bowling Green, Ky.	4,435
Feb. 5	* at UAB	L, 75-97	Birmingham, Ala.	4,273
Feb. 7	* UTSA	W, 84-75	Murfreesboro, Tenn.	2,802
Feb. 10	* Old Dominion	W, 63-48	Murfreesboro, Tenn.	3,645
Feb. 13	* Charlotte	W, 78-63	Murfreesboro, Tenn.	3,685
Feb. 17	* at FIU	W, 71-65	Miami, Fla.	2,783
Feb. 19	* at Florida Atlantic	W, 87-79	Boca Raton, Fla.	1,977
Feb. 21	* UTEP	W, 77-59	Murfreesboro, Tenn.	4,211
Feb. 24	* Marshall	W, 74-65	Murfreesboro, Tenn.	4,505
Feb. 26	* WKU	W, 69-52	Murfreesboro, Tenn.	6,192
March 2	* at Charlotte	L, 56-60	Charlotte, N.C.	3,070
March 5	* at Old Dominion	L, 64-68	Norfolk, Va.	5,230
March 10	\$ vs. UTEP	W, 66-59 (OT)	Frisco, Texas	5,634
March 11	\$ vs. UAB	L, 98-102 (3OT)	Frisco, Texas	—
March 19	# vs. Cal Baptist	W, 64-58	Daytona Beach, Fla.	799
March 21	# vs. Boston U	W, 76-46	Daytona Beach, Fla.	—
March 22	# vs. Abilene Christian	W, 85-69	Daytona Beach, Fla.	633
March 23	# vs. UNCW	L, 90-96 (2OT)	Daytona Beach, Fla.	624

^ - Cancun Challenge

* - Conference USA game

\$ - Conference USA Tournament

- College Basketball Invitational

2021-22 Attendance

Home - 49,418 in 15 games - 3,295 avg.

Road - 45,277 in 15 games - 3,018 avg.

Neutral - 7,904 in 7 games - 1,129 avg.

Total - 102,599 in 37 games - 2,773 avg.



- 2021-22 MISCELLANEOUS -

MISCELLANEOUS STATS

	2021-22	Career
10+ Points		
Donovan Sims	23	53
Josh Jefferson	21	47
Eli Lawrence	21	30
DeAndre Dishman	18	55
Camryn Weston	12	12
Teafale Lenard, Jr.	6	6
Tyler Millin	3	8
Elias King	2	3
Justin Bufford	2	2
Christian Fussell	2	2
Jalen Jordan	0	53
Jared Coleman-Jones	0	2

	2021-22	Career
20+ Points		
Josh Jefferson	5	10
Donovan Sims	4	12
DeAndre Dishman	1	2
Eli Lawrence	1	2
Jalen Jordan	0	14

	2021-22	Career
30+ Points		
Josh Jefferson	2	2

	2021-22	Career
10+ Rebounds		
Eli Lawrence	1	2
DeAndre Dishman	2	4
Camryn Weston	1	1

	2021-22	Career
Double-Doubles		
DeAndre Dishman	1	3
Camryn Weston	1	1
Eli Lawrence	0	1

	2021-22	Career
Statsheet Stuffer		
Donovan Sims	4	8
Camryn Weston	2	2

▶ at least five in three categories

	2021-22	Career
Dunks		
Teafale Lenard	50	50
Eli Lawrence	24	34
DeAndre Dishman	12	13
Camryn Weston	8	8
Tyler Millin	5	13
Justin Bufford	4	4
Christian Fussell	3	3
Isaiah Turner	3	3
Josh Jefferson	2	2
Elias King	1	1
Donovan Sims	1	1
Jared Coleman-Jones	0	3
Jalen Jordan	0	3

RAIDER RECORDS

Overall record	26-11
At home	15-0
On road	5-9
Neutral site	6-2
vs. Ranked Teams	0-0

Black Uniforms	4-2
Blue Uniforms	7-8
White Uniforms	15-1

vs. Conference USA	14-6
vs. Conference USA Home	9-0
vs. Conference USA Away	4-5
vs. Conference USA Neutral	1-1
vs. Non-Conference	12-5
vs. Big South	1-0
vs. Colonial	0-1
vs. MAAC	1-0
vs. MEAC	1-0
vs. Ohio Valley	2-1
vs. Patriot	1-0
vs. Southeastern	0-1
vs. Southern	1-1
vs. Sun Belt	1-0
vs. WAC	2-1
vs. Non D-I	2-0

When leading at halftime	17-2
When tied at halftime	1-0
When trailing at halftime	8-9

Leading with 5:00 left (regulation)	24-3
Tied with 5:00 left (regulation)	0-0
Trailing with 5:00 left (regulation)	2-8

In overtime games	1-2
-------------------	-----

When MT wins the tip-off	6-3
When opponent wins the tip-off	20-8
When MT scores first	14-6
When opponent scores first	12-5
In games decided by 3 points or less	1-0
In games decided by 4-10 points	10-8

When MT shoots 50% or better	9-0
When MT shoots 40-49%	11-6
When MT shoots 30-39%	6-5
When MT shoots less than 30%	0-0

When scoring 90 or more points	3-2
When scoring 80-89 points	7-1
When scoring 70-79 points	10-2
When scoring 60-69 points	5-4
When scoring 50-59 points	1-2
When scoring less than 50 points	0-0

When MT outrebounds opponents	16-2
When MT is outrebounded	8-6
When rebounds are even	1-2

On Monday	3-0
On Tuesday	4-0
On Wednesday	2-4
On Thursday	6-1
On Friday	1-2
On Saturday	8-4
On Sunday	2-0

In November	6-1
In December	3-3
In January	5-2
In February	8-1
In March	4-4





- 2021-22 BOX SCORES -



Box Score - 09

Official Baseball Box Score - Final. Respects at Middle Tenn. 11/20/21 Mtns Baseball. 2021-22 Mtns Baseball. Game Time: 6:00 PM. Game Location: 531. Attendance: 5,114.

Overall Series Shows: Kelly Clark, John Garret. Shooting By Period. 1st Pct: 42.1, 42.9%. 2nd Pct: 34.1, 39.7%. 3rd Pct: 13.3, 41.0%. 4th Pct: 4.8, 48.7%. 5th Pct: 7.0, 46.7%. 6th Pct: 22.2, 48.7%. 7th Pct: 7.0, 32.0%.



Box Score - 01

Official Baseball Box Score - Final. Bethune-Cookman at Middle Tenn. 11/20/21 Mtns Baseball. 2021-22 Mtns Baseball. Game Time: 6:00 PM. Game Location: 531. Attendance: 4,807.

Overall Series Shows: James Hilly, Anthony Gales. Shooting By Period. 1st Pct: 51.9, 47.4%. 2nd Pct: 25.5, 40.9%. 3rd Pct: 2.4, 79.5%. 4th Pct: 10.2, 45.3%. 5th Pct: 1.6, 19.2%. 6th Pct: 7.0, 58.7%. 7th Pct: 10.1, 40.2%. 8th Pct: 31.1, 37.3%. 9th Pct: 10.6, 42.0%.

Middle Tenn - 06

Revised: 1-0. FG 3P FT Rebounds Fouls TP AS TO BS Blocks +/-

Shooting By Period. 1st Pct: 30.9, 32.0%. 2nd Pct: 51.8, 33.3%. 3rd Pct: 2.4, 79.5%. 4th Pct: 13.3, 41.0%. 5th Pct: 4.8, 48.7%. 6th Pct: 7.0, 46.7%. 7th Pct: 22.2, 48.7%. 8th Pct: 7.0, 32.0%.

Middle Tenn - 08

Revised: 1-0. FG 3P FT Rebounds Fouls TP AS TO BS Blocks +/-

Shooting By Period. 1st Pct: 30.9, 32.0%. 2nd Pct: 51.8, 33.3%. 3rd Pct: 2.4, 79.5%. 4th Pct: 13.3, 41.0%. 5th Pct: 4.8, 48.7%. 6th Pct: 7.0, 46.7%. 7th Pct: 22.2, 48.7%. 8th Pct: 7.0, 32.0%.

Middle Tenn - 71

Revised: 3-6. FG 3P FT Rebounds Fouls TP AS TO BS Blocks +/-

Shooting By Period. 1st Pct: 20.0, 53.1%. 2nd Pct: 2.2, 40.0%. 3rd Pct: 3.0, 4.0%. 4th Pct: 2.7, 34.4%. 5th Pct: 3.0, 3.0%. 6th Pct: 1.0, 4.0%. 7th Pct: 1.1, 4.0%. 8th Pct: 0.0, 0.0%. 9th Pct: 0.0, 0.0%.

Biggest lead: 6 (1/15/2021), 13:03

Best Scoring Run: 13 (12/12/21), 02:28

Time with Lead: 00:00

Points from Turnovers: 12, 47

Biggest lead: 2 (1/15/2021), 02:28

Best Scoring Run: 14 (12/21/21), 18:44

Time with Lead: 01:12

Points from Turnovers: 15, 37



Box Score - 05

Official Baseball Box Score - Final. Winthrop at Middle Tenn. 11/20/21 Mtns Baseball. 2021-22 Mtns Baseball. Game Time: 6:00 PM. Game Location: 531. Attendance: 3,110.

Overall Series Shows: John G. Clark, Anthony Gales. Shooting By Period. 1st Pct: 11.2, 40.0%. 2nd Pct: 6.1, 34.5%. 3rd Pct: 6.1, 41.5%. 4th Pct: 13.3, 40.0%. 5th Pct: 3.5, 30.0%. 6th Pct: 3.2, 100%. 7th Pct: 23.2, 44.2%. 8th Pct: 9.0, 34.4%. 9th Pct: 10.2, 32.0%.

Middle Tenn - 74

Revised: 3-1. FG 3P FT Rebounds Fouls TP AS TO BS Blocks +/-

Shooting By Period. 1st Pct: 11.2, 40.0%. 2nd Pct: 6.1, 34.5%. 3rd Pct: 6.1, 41.5%. 4th Pct: 13.3, 40.0%. 5th Pct: 3.5, 30.0%. 6th Pct: 3.2, 100%. 7th Pct: 23.2, 44.2%. 8th Pct: 9.0, 34.4%. 9th Pct: 10.2, 32.0%.

Middle Tenn - 78

Revised: 3-0. FG 3P FT Rebounds Fouls TP AS TO BS Blocks +/-

Shooting By Period. 1st Pct: 11.2, 40.0%. 2nd Pct: 6.1, 34.5%. 3rd Pct: 6.1, 41.5%. 4th Pct: 13.3, 40.0%. 5th Pct: 3.5, 30.0%. 6th Pct: 3.2, 100%. 7th Pct: 23.2, 44.2%. 8th Pct: 9.0, 34.4%. 9th Pct: 10.2, 32.0%.

Middle Tenn - 78

Revised: 3-0. FG 3P FT Rebounds Fouls TP AS TO BS Blocks +/-

Shooting By Period. 1st Pct: 11.2, 40.0%. 2nd Pct: 6.1, 34.5%. 3rd Pct: 6.1, 41.5%. 4th Pct: 13.3, 40.0%. 5th Pct: 3.5, 30.0%. 6th Pct: 3.2, 100%. 7th Pct: 23.2, 44.2%. 8th Pct: 9.0, 34.4%. 9th Pct: 10.2, 32.0%.

Stephen F. Austin - 07

Revised: 3-1. FG 3P FT Rebounds Fouls TP AS TO BS Blocks +/-

Shooting By Period. 1st Pct: 11.2, 40.0%. 2nd Pct: 6.1, 34.5%. 3rd Pct: 6.1, 41.5%. 4th Pct: 13.3, 40.0%. 5th Pct: 3.5, 30.0%. 6th Pct: 3.2, 100%. 7th Pct: 23.2, 44.2%. 8th Pct: 9.0, 34.4%. 9th Pct: 10.2, 32.0%.

Biggest lead: 11 (1/15/21), 13:07

Best Scoring Run: 11 (1/15/21), 02:16

Time with Lead: 08:38

Points from Turnovers: 10, 39

Biggest lead: 5 (1/15/2021), 17:20

Best Scoring Run: 11 (1/15/21), 01:16

Time with Lead: 02:44

Points from Turnovers: 10, 40

2021-22 REVIEW

- 2021-22 BOX SCORES -

09



Official Basketball Box Score - Final Middle Term. at Murray St.

Game Time: 7:00 PM Game Duration: 1:50 Attendance: 1,514

Officials: James Malsb, Chris Roberts, John Dero

Table with 16 columns: NO, Name, Min, FG, 3P, FT, Rebounds, Fouls, PP, AS, TO, ST, Blocks, BS, +/-

Shooting By Period

Summary table with 2 columns: FG, FT

Technical Fouls:(none)

10



Official Basketball Box Score - Final Middle Tennessee at UT Martin

Game Time: 8:00 PM Game Duration: 1:50 Attendance: 1,214

Officials: Travis Gray, Andrew Wiggins, Mack Fawcett

Table with 16 columns: NO, Name, Min, FG, 3P, FT, Rebounds, Fouls, PP, AS, TO, ST, Blocks, BS, +/-

Shooting By Period

Summary table with 2 columns: FG, FT

Technical Fouls:(none)

Murray St. - 91



Official Basketball Box Score - Final Middle Term. at Murray St.

Game Time: 7:00 PM Game Duration: 1:50 Attendance: 1,514

Officials: James Malsb, Chris Roberts, John Dero

Table with 16 columns: NO, Name, Min, FG, 3P, FT, Rebounds, Fouls, PP, AS, TO, ST, Blocks, BS, +/-

Shooting By Period

Summary table with 2 columns: FG, FT

Technical Fouls:(none)

UT Martin - 73



Official Basketball Box Score - Final Middle Tennessee at UT Martin

Game Time: 7:00 PM Game Duration: 1:50 Attendance: 1,214

Officials: Travis Gray, Andrew Wiggins, Mack Fawcett

Table with 16 columns: NO, Name, Min, FG, 3P, FT, Rebounds, Fouls, PP, AS, TO, ST, Blocks, BS, +/-

Shooting By Period

Summary table with 2 columns: FG, FT

Technical Fouls:(none)

Summary table with 4 columns: MTSU, MUR, Points from Turnovers, Period by Period Scoring

Summary table with 4 columns: MTSU, UTM, Points from Turnovers, Period by Period Scoring

11



Official Basketball Box Score - Final Middle Term. at Ole Miss

Game Time: 6:00 PM Game Duration: 1:00 Attendance: 1,500

Officials: Pat Adams, Dan Dwyer, Van Vanderlin

Table with 16 columns: NO, Name, Min, FG, 3P, FT, Rebounds, Fouls, PP, AS, TO, ST, Blocks, BS, +/-

Shooting By Period

Summary table with 2 columns: FG, FT

Technical Fouls:(none)

Charlotte - 83



Official Basketball Box Score - Final Charlotte at Middle Term.

Game Time: 7:00 PM Game Duration: 1:00 Attendance: 1,500

Officials: Scott McCreary, Terry Dugally, Andrew Price

Table with 16 columns: NO, Name, Min, FG, 3P, FT, Rebounds, Fouls, PP, AS, TO, ST, Blocks, BS, +/-

Shooting By Period

Summary table with 2 columns: FG, FT

Technical Fouls:(none)

Table with 16 columns: NO, Name, Min, FG, 3P, FT, Rebounds, Fouls, PP, AS, TO, ST, Blocks, BS, +/-

Shooting By Period

Summary table with 2 columns: FG, FT

Technical Fouls:(none)

Middle Term - 78



Official Basketball Box Score - Final Middle Tennessee at UT Martin

Game Time: 7:00 PM Game Duration: 1:50 Attendance: 1,214

Officials: Travis Gray, Andrew Wiggins, Mack Fawcett

Table with 16 columns: NO, Name, Min, FG, 3P, FT, Rebounds, Fouls, PP, AS, TO, ST, Blocks, BS, +/-

Shooting By Period

Summary table with 2 columns: FG, FT

Technical Fouls:(none)

Summary table with 4 columns: MTSU, OM, Points from Turnovers, Period by Period Scoring

Summary table with 4 columns: CHA, MTS, Points from Turnovers, Period by Period Scoring

2021-22 REVIEW

- 2021-22 BOX SCORES -

21



Official Basketball Box Score: Final Middle Tenn. at UAB
Middle Tenn. - 75
Record: 14-7 (5-3)
Player stats for Tyler Millin, DeAndre Duhain, Donovan Sims, etc.

Game Time: 3:00 PM
Middle Tenn. at UAB
4000 Stone Hall, Murfreesboro
2021-22 Men's Basketball
Officials: Jason S. Cobi, Andrew Miller, Bob Foster
Shooting By Period
Rebounds By Period
Technical Fouls: None

22



Official Basketball Box Score: Final UTSA at Middle Tenn.
Middle Tenn. - 84
Record: 8-17 (1-11)
Player stats for Tyler Millin, DeAndre Duhain, Donovan Sims, etc.

Game Time: 6:00 PM
UTSA at Middle Tenn.
4000 Stone Hall, Murfreesboro
2021-22 Men's Basketball
Officials: Gary Foltz, Charles Cook, Ben Smith
Shooting By Period
Rebounds By Period
Technical Fouls: None

23



Official Basketball Box Score: Final Old Dominion at Middle Tenn.
Middle Tenn. - 87
Record: 18-8 (9-3)
Player stats for Tyler Millin, DeAndre Duhain, Donovan Sims, etc.

Game Time: 6:00 PM
Old Dominion at Middle Tenn.
4010 Hixson Gym, Murfreesboro
2021-22 Men's Basketball
Officials: Rich Covatta, Tony Wicker, Amy Boyer
Shooting By Period
Rebounds By Period
Technical Fouls: None

24



Official Basketball Box Score: Final Charlotte at Middle Tenn.
Middle Tenn. - 78
Record: 17-12 (9-3)
Player stats for Tyler Millin, DeAndre Duhain, Donovan Sims, etc.

Game Time: 7:00 PM
Charlotte at Middle Tenn.
4010 Hixson Gym, Murfreesboro
2021-22 Men's Basketball
Officials: Gene Maxwell, Tony Dagny, James Price
Shooting By Period
Rebounds By Period
Technical Fouls: None

MTU UAB
Points from Turnovers
Points by Period Scoring
Best Scoring Player
Lead Changes
Time with Lead

MTS
Points from Turnovers
Points by Period Scoring
Best Scoring Player
Lead Changes
Time with Lead

23



Official Basketball Box Score: Final Old Dominion - 86
Record: 8-15 (4-7)
Player stats for Kaii Ezike, Austin Trice, Malik Long, etc.

Game Time: 6:00 PM
Old Dominion - 86
4010 Hixson Gym, Murfreesboro
2021-22 Men's Basketball
Officials: Rich Covatta, Tony Wicker, Amy Boyer
Shooting By Period
Rebounds By Period
Technical Fouls: None

24



Official Basketball Box Score: Final Charlotte - 83
Record: 15-11 (6-8)
Player stats for Nyi Khutala, Clyde Trapp, Jahmi Young, etc.

Game Time: 7:00 PM
Charlotte - 83
4010 Hixson Gym, Murfreesboro
2021-22 Men's Basketball
Officials: Gene Maxwell, Tony Dagny, James Price
Shooting By Period
Rebounds By Period
Technical Fouls: None

OSU MTS
Points from Turnovers
Points by Period Scoring
Best Scoring Player
Lead Changes
Time with Lead

CHA MTS
Points from Turnovers
Points by Period Scoring
Best Scoring Player
Lead Changes
Time with Lead



2021-22 BOX SCORES

25
NCAA
Middle Tenn. at Fla. Atlantic
Official: Ryan Marks, Doug Strimling, Clarence Armstrong

26
NCAA
Middle Tenn. at Fla. Atlantic
Official: Barry Marks, Peter Jackson, Mike Felsch

Table for Middle Tenn. - 71 vs Florida Atlantic. Includes columns for FG, 3P, FT, Rebounds, Fouls, TP, AS, TO, ST, Blocks, and Shooting By Period.

Table for Middle Tenn. - 87 vs Florida Atlantic. Includes columns for FG, 3P, FT, Rebounds, Fouls, TP, AS, TO, ST, Blocks, and Shooting By Period.

Table for Fla. Atl. - 79 vs Middle Tennessee. Includes columns for FG, 3P, FT, Rebounds, Fouls, TP, AS, TO, ST, Blocks, and Shooting By Period.

Table for Fla. Atl. - 92 vs Middle Tennessee. Includes columns for FG, 3P, FT, Rebounds, Fouls, TP, AS, TO, ST, Blocks, and Shooting By Period.

Table with 5 columns: MTSU, FUJ, Points From Turnovers, Points From Period Scoring, and Technical Fouls.

Table with 5 columns: MTSU, FAU, Points From Turnovers, Points From Period Scoring, and Technical Fouls.

27
NCAA
Middle Tenn. at Fla. Atlantic
Official: Ryan Marks, Doug Strimling, Clarence Armstrong

28
NCAA
Middle Tenn. at Fla. Atlantic
Official: Barry Marks, Peter Jackson, Mike Felsch

Table for Middle Tenn. - 77 vs Florida Atlantic. Includes columns for FG, 3P, FT, Rebounds, Fouls, TP, AS, TO, ST, Blocks, and Shooting By Period.

Table for Middle Tenn. - 74 vs Florida Atlantic. Includes columns for FG, 3P, FT, Rebounds, Fouls, TP, AS, TO, ST, Blocks, and Shooting By Period.

Table for Middle Tenn. - 77 vs Florida Atlantic. Includes columns for FG, 3P, FT, Rebounds, Fouls, TP, AS, TO, ST, Blocks, and Shooting By Period.

Table for Middle Tenn. - 74 vs Florida Atlantic. Includes columns for FG, 3P, FT, Rebounds, Fouls, TP, AS, TO, ST, Blocks, and Shooting By Period.

Table with 5 columns: MTSU, FUJ, Points From Turnovers, Points From Period Scoring, and Technical Fouls.

Table with 5 columns: MTSU, FAU, Points From Turnovers, Points From Period Scoring, and Technical Fouls.



2021-22 REVIEW

- 2021-22 BOX SCORES -

33



Official Basketball Box Score - Final
UAB at Middle Tenn.
Game Date: 2/05/22
Game Duration: 1:00

Game Time: 2:00 PM
Official Basketball Box Score - Final
Middle Tenn. at California Baptist
Game Date: 02/05/22
Game Duration: 1:00
2021-22 Men's Basketball

Game Time: 2:00 PM
Official Basketball Box Score - Final
Middle Tenn. at California Baptist
Game Date: 02/05/22
Game Duration: 1:00
2021-22 Men's Basketball

UAB - 102. Record: 26-7. Shooting By Period table with columns: NO. Name, Min, FG, 3P, FT, Rebounds, Fouls, TP, AS, TO, STL, Blocks, BS, BA, +/-, Pct, and Shooting By Period.

Middle Tenn. - 64. Record: 34-50. Shooting By Period table with columns: NO. Name, Min, FG, 3P, FT, Rebounds, Fouls, TP, AS, TO, STL, Blocks, BS, BA, +/-, Pct, and Shooting By Period.

Middle Tenn. - 36. Record: 35-35. Technical Fouls table with columns: NO. Name, Min, FGA, FGA, FT, Rebounds, Fouls, TP, AS, TO, STL, Blocks, BS, BA, +/-, Pct, and Shooting By Period.

California Baptist - 58. Record: 18-25. Technical Fouls table with columns: NO. Name, Min, FGA, FGA, FT, Rebounds, Fouls, TP, AS, TO, STL, Blocks, BS, BA, +/-, Pct, and Shooting By Period.

UAB MTU. Biggest lead, Best Scoring Run, Lead Changes, Time with Lead, Team with Lead.

MT CBU. Biggest lead, Best Scoring Run, Lead Changes, Time with Lead, Team with Lead.

35



Official Basketball Box Score - Final
Middle Tenn. (29-12) vs Southern Ill. (23-13)
02/27/22 at Ramesh Ctr | Dayton's Beach, Fla.

Game Time: 2:00 PM
Official Basketball Box Score - Final
Middle Tenn. (29-12) vs Alabama Christian (29-15)
02/27/22 at Ramesh Ctr | Dayton's Beach, Fla.

Game Time: 2:00 PM
Official Basketball Box Score - Final
Middle Tenn. (29-12) vs Alabama Christian (29-15)
02/27/22 at Ramesh Ctr | Dayton's Beach, Fla.

Middle Tenn. 76. Player stats table for game 35.

Middle Tenn. 63. Player stats table for game 36.

Team Summary for game 35: Free Mt, Second Mt, Total, Technical Fouls, Lead Changes, Points of Turnovers, Second Chance Points, Service Time, Fouls in the Paint, Free Throw Points, Lead Changes, Points of Turnovers, Second Chance Points, Service Time, Fouls in the Paint, Free Throw Points.

Team Summary for game 36: Free Mt, Second Mt, Total, Technical Fouls, Lead Changes, Points of Turnovers, Second Chance Points, Service Time, Fouls in the Paint, Free Throw Points, Lead Changes, Points of Turnovers, Second Chance Points, Service Time, Fouls in the Paint, Free Throw Points.

Box Score for game 35: Player stats table for game 35.

Box Score for game 36: Player stats table for game 36.

Team Summary for game 35: Free Mt, Second Mt, Total, Technical Fouls, Lead Changes, Points of Turnovers, Second Chance Points, Service Time, Fouls in the Paint, Free Throw Points.

Team Summary for game 36: Free Mt, Second Mt, Total, Technical Fouls, Lead Changes, Points of Turnovers, Second Chance Points, Service Time, Fouls in the Paint, Free Throw Points.

2021-22 REVIEW

- 2021-22 BOX SCORES -

37

MidState Tenn. (26-10) vs UMC Williamson (26-9)
03/22/22 at Roman CBE | Daytonas Beach, Fla.

Date: 03/22/22
Time: 8:00 PM
Attendance: 154
Site: Roman CBE | Daytonas Beach, Fla.
Referee: Chris Sauer, Chad Burton, Tony Meeks

Game By Period	1	2	OT 1	OT 2	Total
MidState Tenn.	34	36	13	3	90
UMC Williamson	20	40	11	15	96

MidState Tenn. 90

#	Name	PPG	MIN	FG	MFT	FT	ORB-DORB	REB	PF	A	TO	BLK	STL	PTS
01	Shaw,Deonora	* 40	42:17	3-9	14-15	2-6	8	2	3	1	0	0	27	
03	Palomares,Debraida	* 36	34:10	5-6	3-4	0-3	7	4	1	3	0	0	17	
13	Leavelle,Tasha	* 26	44:40	1-5	2-2	1-5	6	4	2	0	4	2	13	
05	Lawrence,BJ	* 32	31:9	0-4	3-3	1-7	8	5	1	1	0	0	9	
02	Hobby,Tyler	* 20	31:0	0-3	4-8	2-4	6	3	1	0	0	0	6	
04	Bufford,Justin	30	21:4	0-1	4-7	3-2	5	3	0	0	1	0	0	
24	Thomas,Guerrero	27	4:4	1-1	0-4	-4-8	7	4	1	4	0	0	6	
15	Fussell,Christian	7	1-3	1-3	1-2	1-2	3	0	0	0	1	0	4	
10	Woo,Brian	4	1-4	0-3	0-0	1-1	2	0	0	0	0	0	2	
22	Tramm	0	0-0	0-0	0-0	2-2	3	0	0	1	0	0	0	
Totals		250	25:45	6-28	24-65	10-34	62	26	9	10	5	2	90	

Team Summary	FG	MFT	FT
First Half	9-24 37.50 %	4-14 28.57 %	12-14 85.71 %
Second Half	10-28 35.71 %	1-11 9.09 %	15-18 83.33 %
OT 1	0-0 0.00 %	1-2 50.00 %	2-2 100.00 %
OT 2	2-7 28.57 %	0-1 0.00 %	0-0 0.00 %
Total	25-65 38.5 %	6-28 21.4 %	34-46 73.9 %

Technical Foul(s) (1)	Second Chance Points: 13	Source Tech: 0 time(s)	Points in the Paint: 32	Fast Break Points: 0
Lead Change(s) (9 time(s))	Points off Turnovers: 6	Bench Points: 10	Largest Lead: 13 zero	

UMC Williamson 96

#	Name	PPG	MIN	FG	MFT	FT	ORB-DORB	REB	PF	A	TO	BLK	STL	PTS
04	Obama,Mike	* 40	40:20	2-8	10-12	0-6	0	4	2	1	1	1	28	
05	Phillips,Justin	* 35	41:11	2-3	14-15	2-8	7	5	1	2	0	2	28	
10	Harvey,JamesH	* 27	31:7	0-2	2-2	0-4	4	2	1	0	0	0	6	
02	Phillips,Guerrero	* 25	31:3	0-0	2-2	2-4	3	5	1	2	0	1	6	
09	Blair,James	* 23	11:3	1-2	0-0	0-1	1	5	1	0	1	0	3	
01	Phillips,Justin	26	21:4	2-7	2-4	1-4	7	2	0	0	0	1	10	
00	Thomas,JamesH	15	0-2	0-1	0-4	0-0	0	1	0	0	0	1	3	
22	Smith,Christian	6	0-0	0-0	2-4	0-0	0	1	0	0	0	0	2	
23	Kelly,Amor	18	1-2	0-1	0-0	1-1	2	5	1	0	0	0	2	
11	Tramm	0	0-0	0-0	2-2	1	1	1	0	0	0	0	0	
Totals		250	38:44	6-24	36-40	0-20	38	20	11	5	2	0	96	

Team Summary	FG	MFT	FT
First Half	10-24 41.67 %	3-10 30.00 %	7-7 100.00 %
Second Half	12-26 46.15 %	0-2 0.00 %	9-12 75.00 %
OT 1	0-3 0.00 %	0-1 0.00 %	13-12 91.67 %
OT 2	2-6 33.33 %	0-1 0.00 %	0-2 0.00 %
Total	24-64 37.5 %	0-26 0.0 %	36-41 88.0 %

Technical Foul: none	Second Chance Points: 8	Source Tech: 0 time(s)	Points in the Paint: 21	Fast Break Points: 0
Lead Change(s) (9 time(s))	Points off Turnovers: 6	Bench Points: 27	Largest Lead: 6 207-00:01	



- CONFERENCE USA REVIEW -

CONFERENCE USA STANDINGS

East	C-USA	Pct.	Overall	Pct.
<i>Middle Tennessee</i>	13-5	.722	26-11	.703
WKU	11-7	.611	19-13	.594
Florida Atlantic	11-7	.611	19-15	.559
Charlotte	10-8	.556	17-14	.548
Old Dominion	8-10	.444	13-19	.406
FIU	5-13	.278	15-17	.469
Marshall	4-14	.222	12-21	.364

East	C-USA	Pct.	Overall	Pct.
North Texas	16-2	.889	25-7	.781
UAB	14-4	.778	27-8	.771
LA Tech	12-6	.667	24-10	.706
UTEP	11-7	.611	20-14	.588
Rice	7-11	.389	16-17	.485
UTSA	3-15	.167	10-22	.312
Southern Miss	1-17	.056	7-26	.212

STATISTICAL RANKINGS IN C-USA

Team (All Games)	
Scoring Offense	4th (74.9)
Scoring Defense	5th (67.2)
Scoring Margin	3rd (+7.7)
Field Goal %	7th (.450)
Field Goal % Defense	3rd (.413)
3-Point FG %	10th (.330)
3-Point FG % Defense	2nd (.309)
Free Throw %	3rd (.756)
Rebounding Offense	9th (35.3)
Rebounding Defense	6th (33.9)
Rebounding Margin	5th (+1.4)
Assists	9th (12.4)
Blocked Shots	3rd (4.3)
Steals	3rd (8.0)
Turnover Margin	5th (+1.8)
Assist/Turnover Ratio	12th (0.96)

Individual (All Games)

<i>Josh Jefferson</i>	
Points Per Game	12th (14.6)
Free Throw Percentage	4th (.871)
3-Pointers Per Game	9th (2.45)

<i>Camryn Weston</i>	
Free Throw Percentage	9th (.808)

<i>Teafale Lenard, Jr.</i>	
Blocks Per Game	4th (1.57)

CONFERENCE USA SUPERLATIVES

Player of the Year	Pos.	Class	School
Jordan Walker	G	Jr.	UAB

Freshman of the Year	Pos.	Class	School
Aly Khalifa	F/C	Fr.	Charlotte

Newcomer of the Year	Pos.	Class	School
Taylor Perry	G	Jr.	North Texas

Defensive POY	Pos.	Class	School
Jamarion Sharp	C	Jr.	WKU

Sixth POY	Pos.	Class	School
Taylor Perry	G	Jr.	North Texas

First Team	Pos.	Class	School
Jahmir Young	G	Jr.	Charlotte
Kenneth Lofton, Jr.	F	Fr.	LA Tech
Taylor Perry	G	Jr.	North Texas
Jordan Walker	G	Jr.	UAB
Dayvion McKnight	G	So.	WKU

Second Team	Pos.	Class	School
Taevion Kinsey	G	Sr.	Marshall
<i>Josh Jefferson</i>	G	Gr.	MTSU
Thomas Bell	F	Sr.	North Texas
Austin Trice	F	Sr.	Old Dominion
Souley Boum	G	R-Jr.	UTEP

Third Team	Pos.	Class	School
Alijah Martin	G	Fr.	Florida Atlantic
Tevin Brewer	G	R-Jr.	FIU
Carl Pierre	G	Gr.	Rice
Quan Jackson	G	Gr.	UAB
Jamal Bienemy	G	Jr.	UTEP

All-Freshman Team	Pos.	Class	School
Aly Khalifa	F/C	Fr.	Charlotte
Kaleb Stewart	G	Fr.	LA Tech
Teafale Lenard, Jr.	F	Fr.	MTSU
Aaron Scott	G/F	Fr.	North Texas
Rashad Bolden	G	Fr.	Southern Miss

All-Defensive Team	Pos.	Class	School
Thomas Bell	F	Sr.	North Texas
Cobe Williams	G	So.	LA Tech
JJ Murray	G	Gr.	North Texas
Quan Jackson	G	Gr.	UAB
Jamarion Sharp	C	Jr.	WKU

Gene Bartow Coach of the Year	School
<i>Nick McDevitt</i>	MTSU

All-Conference USA Honorable Mention
 Michael Forrest (Florida Atlantic), Cobe Williams (LA Tech), *Donovan Sims* (Middle Tennessee), Travis Eevee (Rice), Tyler Stevenson (Southern Miss), KJ Buffen (UAB), Jacob Germany (UTSA), Josh Anderson (WKU), Camron Justice (WKU), Jamarion Sharp (WKU)



MIDDLE TENNESSEE MEN'S BASKETBALL

HISTORY/RECORDS





- INDIVIDUAL RECORDS -

POINTS

Game

1.	Mike Milholland vs. Austin Peay (1/23/65)	44
2.	Bob Burden vs. Lipscomb (12/1/59)	43
3.	Milton Dean vs. SE Missouri (1/14/94)	41
4.	Bob Gardner vs. Chattanooga (12/12/66)	39
t5.	Willie Brown vs. Austin Peay (1/27/68)	38
t5.	Willie Brown vs. East Tennessee (1/6/69)	38
t5.	Willie Brown vs. Chattanooga (2/8/68)	38
t8.	Robert Taylor vs. Austin Peay (3/2/91)	37
t8.	Tim Sisneros vs. Marshall (2/25/76)	37
t10.	Bob Williamson vs. Tennessee Tech (2/15/58)	36
t10.	Jim Drew vs. Tennessee Tech (2/14/70)	36
t10.	John Price vs. Union (2/20/54)	36
t10.	Willie Brown vs. WKU (3/2/68)	36
14.	Billy Martin vs. WKU (2/19/65)	35
t15.	James Washington vs. Houston Baptist (2/13/10)	34
t15.	Reggie Upshaw vs. UAB (1/1/17)	34
t17.	William Pippen vs. Christian Brothers (12/18/02)	32
t17.	William Pippen vs. FIU (2/22/03)	32
t17.	Desmond Yates vs. Houston Baptist (2/7/09)	32
t17.	Reggie Upshaw vs. Trevecca (12/30/15)	32
t17.	Nick King at FGCU (12/2/17)	32
t17.	Nick King vs. North Texas (2/10/18)	32
t23.	JaCorey Williams vs. Toledo (11/26/16)	31
t23.	Nick King at Murray State (11/13/17)	31
t23.	Antonio Green at Marshall (2/16/19)	31
t23.	Antonio Green vs. Mars Hill (11/13/19)	31
t23.	Josh Jefferson vs. WKU (1/29/22)	31
t28.	Jim Drew vs. Florence State (12/18/70)	30
t28.	Tommy Gunn vs. New Orleans (1/18/03)	30
t28.	Mike Dean vs. Arkansas State (1/15/04)	30
t28.	Desmond Yates vs. New Orleans (1/19/08)	30
t28.	Giddy Potts vs. Florida Atlantic (3/4/17)	30
t28.	Giddy Potts vs. Marshall (3/11/17)	30
t28.	Nick King at UAB (12/30/17)	30
t28.	Antonio Green vs. Lipscomb (12/01/18)	30
t28.	Antonio Green vs. Maryville (11/5/19)	30
t28.	Josh Jefferson vs. Charlotte (2/13/22)	30

Season

1.	Nick King (2017-18)	694
2.	Kim Cooksey (1985-86)	623
3.	JaCorey Williams (2016-17)	621
4.	Tim Sisneros (1975-76)	618
5.	Willie Brown (1968-69)	605
6.	Randy Henry (1988-89)	604
7.	Milton Dean (1993-94)	597
8.	Chris Rainey (1988-89)	580
9.	Antonio Green (2018-19)	573
10.	Chris Rainey (1987-88)	565
11.	Willie Brown (1967-68)	556
12.	Giddy Potts (2016-17)	552
13.	Desmond Yates (2008-09)	550
14.	Greg Joyner (1978-79)	544

15.	Kim Cooksey (1984-85)	537
16.	Kerry Hammonds (1988-89)	535
17.	Jerry Beck (1981-82)	525
18.	Reggie Upshaw (2016-17)	523
19.	Nod Carter (1996-97)	520
20.	Bob Martin (1976-77)	519
21.	Rick Campbell (1981-82)	514
22.	Desmond Yates (2007-08)	511
23.	Herman Sykes (1971-72)	498
24.	LaRon Dendy (2011-12)	497
25.	C.J. Jones (2019-20)	483

Career

1.	Desmond Yates (2006-10)	1,775
2.	Giddy Potts (2014-18)	1,645
3.	Robert Taylor (1989-93)	1,622
4.	Kerry Hammonds (1984-87, 88-89)	1,616
5.	Reggie Upshaw (2013-17)	1,571
6.	Tommy Gunn (2000-04)	1,528
7.	Willie Brown (1966-69)	1,524
8.	Randy Henry (1985-89)	1,484
9.	Ken Trickey (1951-55)	1,456
t10.	Tim Sisneros (1972-76)	1,426
t10.	Chris Rainey (1986-89)	1,426
12.	Greg Joyner (1976-79)	1,424
13.	Sleepy Taylor (1974-78)	1,421
14.	Jerry Beck (1978-82)	1,401
15.	Tim Gaither (1992-96)	1,318
16.	Kevin Kanaskie (2005-09)	1,251
17.	Bob Burden (1958-61)	1,242
18.	John Price (1953-59)	1,215
19.	Donovan Sims (2017-22)	1,177
20.	Warren Kidd (1990-93)	1,165
21.	Kim Cooksey (1984-86)	1,160
22.	Harry Gupton (1949-52)	1,154
23.	Tyrus Baynham (1985-88)	1,125
24.	Fred Allen (1973-76)	1,108
25.	Doug Shrader (1953-56)	1,094

SCORING AVERAGE

Season	(minimum 15 games)	
1.	Willie Brown (1968-69)	23.3
2.	Willie Brown (1967-68)	23.2
3.	Robert Taylor (1992-93)	22.2
t4.	Milton Dean (1993-94)	22.1
t4.	Tim Sisneros (1975-76)	22.1
6.	Nick King (2017-18)	21.0
7.	Greg Joyner (1978-79)	20.9
8.	Bob Burden (1959-60)	19.7
9.	Randy Henry (1988-89)	19.5
10.	Herman Sykes (1971-72)	19.2
11.	Kim Cooksey (1985-86)	18.9
12.	Chris Rainey (1988-89)	18.7
13.	Larry Stewart (1963-64)	18.6
t14.	Bobby Gardner (1965-66)	18.0



- INDIVIDUAL RECORDS -

t14.	Sleepy Taylor (1977-78)	18.0
t16.	Bob Martin (1976-77)	17.9
t16.	Doug Shrader (1955-56)	17.9
t16.	Antonio Green (2018-19)	17.9
t19.	Larry Stewart (1962-63)	17.7
t19.	Jimmy Powell (1972-73)	17.7
21.	Jerry Beck (1980-81)	17.5
t22.	Bob Williamson (1957-58)	17.3
t22.	Jerry Beck (1980-81)	17.3
t22.	Kim Cooksey (1984-85)	17.3
t22.	Kerry Hammonds (1988-89)	17.3
t22.	JaCorey Williams (2016-17)	17.3

Season		
1.	Booker Brown (1968-69)	429
2.	Warren Kidd (1992-93)	386
3.	George Sorrell (1974-75)	373
4.	Warren Kidd (1990-91)	370
5.	Ken Riley (1967-68)	338
6.	Bennett Jent (1962-63)	330
7.	Kerry Hammonds (1988-89)	319
t8.	Jerry Hurst (1956-57)	316
t8.	Ed Cannon (1965-66)	316
10.	Dwayne Rainey (1987-88)	312

Career

(minimum 40 games)

1.	Willie Brown (1967-69)	20.3
t2.	Larry Stewart (1963-64)	18.1
t2.	Kim Cooksey (1985-86)	18.1
t2.	Herman Sykes (1971-72)	18.1
5.	Greg Joyner (1977-79)	17.6
6.	Bob Burden (1959-61)	17.5
7.	Jerry Beck (1979-82)	16.7
8.	Rick Campbell (1981-82)	16.3
t9.	Robert Taylor (1990-93)	16.2
t9.	Jimmy Powell (1973-74)	16.2
t11.	Nod Carter (1996-97)	16.0
t11.	George Sorrell (1974-75)	16.0
t11.	Milton Dean (1993-94)	16.0
12.	Antonio Green (2018-20)	15.3
t15.	Bob Martin (1977-78)	15.2
t15.	Chris Rainey (1987-89)	15.2
t15.	Jay Cole (1966-67)	15.2
t15.	Mike Dean (2004-05)	15.2
19.	Render Carden (1954-56)	14.9
20.	Desmond Yates (2006-10)	14.7

Career

1.	Warren Kidd (1990-93)	1,048
2.	Kerry Hammonds (1984-87, 88-89)	955
3.	Ken Riley (1967-68, 69-71)	924
4.	Reggie Upshaw (2013-17)	910
5.	Tim Sisneros (1972-76)	846
6.	Jerry Beck (1978-82)	782
7.	Bennett Jent (1960-63)	745
8.	Render Carden (1953-56)	728
9.	Dwayne Rainey (1985-88)	723
10.	Chris Harris (1978-82)	707
11.	Ed Cannon (1964-67)	704
12.	Booker Brown (1968-70)	697
13.	Art Polk (1966-69)	692
14.	Randy Henry (1985-89)	682
15.	Bob Burden (1958-61)	673

REBOUNDING AVERAGE

Season		
(minimum 10 games)		
1.	Jerry Hurst (1957-58)	17.2
2.	Booker Brown (1968-69)	16.5
3.	Warren Kidd (1992-93)	14.8
4.	Ken Riley (1967-68)	14.1
5.	Bennett Jent (1962-63)	13.8
6.	George Sorrell (1974-75)	13.3
t7.	Ed Cannon (1965-66)	13.2
t7.	Jerry Hurst (1956-57)	12.6
9.	Bob Williamson (1957-58)	12.4
10.	Warren Kidd (1990-91)	12.3

Career		
(minimum 30 games)		
1.	Jerry Hurst (1956-58)	14.2
2.	Booker Brown (1968-70)	13.4
3.	Warren Kidd (1990-93)	12.6
4.	Ken Riley (1967-68, 69-71)	12.2
5.	George Sorrell (1973-75)	12.1
6.	Bennett Jent (1960-63)	11.6
7.	Ed Cannon (1964-67)	10.7
8.	Larry Stewart (1962-64)	10.1
9.	Render Carden (1953-56)	10.0
10.	Bob Williamson (1956-58)	9.9
11.	Frank Davis (1955-58)	9.7
12.	Bob Burden (1958-61)	9.5

REBOUNDS

Game

1.	Mike Millholland vs. Austin Peay (1/23/65)	32
2.	Bennett Jent vs. Tennessee Tech (1/14/63)	31
3.	Booker Brown vs. Austin Peay (1/25/69)	30
t4.	Bennett Jent vs. Huntingdon (1/19/63)	29
t4.	Booker Brown vs. UT Martin (12/7/68)	29
6.	Booker Brown vs. Oral Roberts (12/2/68)	25
7.	Jerry Hurst vs. Lipscomb (1/7/58)	24
t8.	Booker Brown vs. Athens (1/2/69)	23
t8.	Ed Cannon vs. Parsons (12/17/64)	23
t8.	Jerry Hurst vs. Eastern Kentucky (1/20/58)	23
t8.	Render Carden vs. Austin Peay (1/10/55)	23
t12.	Napoleon Rhodes vs. UNC Greensboro (11/30/02)	20
t12.	Shawn Jones vs. Maine (12/29/13)	20
14.	Shawn Jones vs. UAB (3/6/14)	18
15.	Steve Thomas vs. New Mexico State (3/4/05)	17



- INDIVIDUAL RECORDS -

13.	Jerry Beck (1978-82)	9.3
14.	Art Polk (1966-69)	9.2
15.	Aylton Tesch (1995-96, 97-98)	8.6

FIELD GOALS MADE

Game

t1.	Willie Brown vs. Chattanooga (2/6/68)	17
t2.	Les Gregory vs. Tennessee Tech (3/3/88)	16
t2.	Tim Sisneros vs. Marshall (2/25/76)	16
t2.	Tim Sisneros vs. WKU (2/7/76)	16
5.	11 Players Tied	15

Season

1.	Kim Cooksey (1985-86)	278
2.	Randy Henry (1989-89)	267
3.	Nick King (2017-18)	259
4.	JaCorey Williams (2016-17)	258
5.	Tim Sisneros (1975-76)	257
6.	Willie Brown (1968-69)	239
7.	Willie Brown (1967-68)	224
t8.	Kim Cooksey (1984-85)	228
t8.	Desmond Yates (2008-09)	228
10.	Greg Joyner (1978-79)	223

Career

1.	Desmond Yates (2006-10)	714
2.	Randy Henry (1985-89)	641
3.	Kerry Hammonds (1984-87, 88-89)	631
4.	Willie Brown (1966-69)	619
5.	Reggie Upshaw (2013-17)	598
6.	Greg Joyner (1976-79)	593
7.	Tim Sisneros (1972-76)	584
8.	Giddy Potts (2014-18)	557
9.	Sleepy Taylor (1974-78)	533
10.	Ken Trickey (1951-55)	521

FIELD GOALS ATTEMPTED

Game

t1.	Willie Brown vs. UT Martin (2/1/68)	36
t1.	Willie Brown vs. WKU (2/3/68)	36
t3.	Willie Brown vs. Carson Newman (12/18/68)	34
t3.	Willie Brown vs. Chattanooga (2/8/68)	34
5.	Willie Brown vs. Pan-American (12/21/68)	31
t6.	Bennett Jent vs. Tennessee Tech (1/14/63)	30
t6.	Billy Martin vs. Tennessee Tech (2/2/65)	30
t6.	Doug Shrader vs. Morehead State (2/24/55)	30
t6.	Paul Holland vs. East Tennessee (1/7/61)	30
t10.	Doug Shrader vs. Lincoln Memorial (3/1/55)	29
t10.	Willie Brown at Austin Peay (1/27/68)	29
t10.	Willie Brown at Eastern Kentucky (2/22/69)	29
t10.	Willie Brown at Chattanooga (2/27/69)	29

Season

1.	Willie Brown (1968-69)	603
2.	Kim Cooksey (1985-86)	589
3.	Willie Brown (1967-68)	543
t4.	Milton Dean (1993-94)	534
t4.	Randy Henry (1988-89)	534
6.	Nick King (2017-18)	523
7.	Antonio Green (2018-19)	521
8.	Kim Cooksey (1984-85)	486
9.	JaCorey Williams (2016-17)	484
10.	Tim Sisneros (1975-76)	451

Career

1.	Ken Trickey (1951-55)	1,776
2.	Willie Brown (1966-69)	1,536
3.	Kerry Hammonds (1984-87, 88-89)	1,384
4.	Robert Taylor (1989-93)	1,308
5.	Desmond Yates (2006-10)	1,291
6.	Giddy Potts (2014-18)	1,245
7.	Reggie Upshaw (2013-17)	1,230
8.	Randy Henry (1985-89)	1,174
9.	Sleepy Taylor (1974-78)	1,146
10.	Tim Sisneros (1972-76)	1,105

FIELD GOAL PERCENTAGE

Game

(minimum 10 made)

1.	Quincy Vance vs. Austin Peay (2/25/91)	1.000 (11-11)
t2.	Gerald Harris vs. Alcorn State (12/23/89)	1.000 (10-10)
t2.	Warren Kidd vs. FIU (2/2/91)	1.000 (10-10)
t4.	Herman Sykes vs. Chattanooga (2/17/72)	.917 (11-12)
t4.	Cedrick Wallace vs. Martin Methodist (12/20/99)	.917 (11-12)
t6.	Kerry Hammonds II vs. Louisiana (1/19/13)	.909 (10-11)
t6.	Bob Martin vs. Morehead State (3/4/77)	.909 (10-11)
t6.	Chris Ingram vs. Tennessee State (2/24/90)	.909 (10-11)
t6.	Greg Joyner vs. Bellarmine (12/21/76)	.909 (10-11)
t6.	Lee Campbell vs. Tennessee State (2/26/86)	.909 (10-11)
t6.	Quincy Vance vs. Austin Peay (2/17/90)	.909 (10-11)

Season

(minimum 90 made)

1.	Warren Kidd (1990-91)	.700 (173-247)
2.	Warren Kidd (1991-92)	.664 (156-235)
t3.	Brandon Walters (2017-18)	.651 (142-218)
t3.	Kyle Young (2005-06)	.651 (108-166)
5.	Theryn Hudson (2007-08)	.647 (108-167)
6.	Lee Campbell (1985-86)	.634 (130-205)
7.	Warren Kidd (1992-93)	.630 (167-265)
8.	Jerry Beck (1981-82)	.621 (180-290)
9.	Jerry Beck (1980-81)	.602 (174-289)
10.	Quincy Vance (1991-92)	.600 (111-185)

Career

(minimum 140 made)

1.	Warren Kidd (1990-93)	.664 (496-747)
2.	Brandon Walters (2016-18)	.635 (212-334)
3.	Theryn Hudson (2005-10)	.607 (253-417)



- INDIVIDUAL RECORDS -

4.	Jerry Beck (1978-82)	.592 (513-866)
5.	Bob Martin (1976-78)	.574 (331-577)
t6.	Reggie Scurry (2018-20)	.573 (209-365)
t6.	Kyle Young (2002-07)	.573 (318-555)
8.	Quincy Vance (1988-92)	.569 (376-661)
t9.	Leslie Gregory (1987-88)	.565 (169-299)
t9.	Doug Lipscomb (1982-84)	.565 (247-437)

3-POINT FIELD GOALS MADE

Game		
1.	James Washington vs. Houston Baptist (2/13/10)	10
t2.	Donovan Sims at Florida Atlantic (1/16/20)	8
t2.	Giddy Potts vs. Marshall (2/19/15)	8
t2.	John Humphrey vs. WKU (2/23/02)	8
t2.	Robert Taylor vs. Tennessee Tech (1/20/92)	8
t2.	Robert Taylor vs. Austin Peay (3/2/91)	8
t7.	Eli Lawrence at UTSA (2/1/20)	7
t7.	Mike Dean vs. Arkansas State (1/15/04)	7
t7.	Ali McGhee vs. Austin Peay (1/16/99)	7
t7.	Milton Dean vs. Oral Roberts (12/1/93)	7
t7.	Robert Taylor vs. Arkansas State (2/26/90)	7
t7.	Mike Dean vs. Auburn (12/21/04)	7
t7.	Giddy Potts vs. Charlotte (1/14/16)	7
t7.	Antonio Green vs. Lipscomb (12/01/18)	7
t7.	Antonio Green vs. Charlotte (2/07/19)	7
t7.	Antonio Green at Marshall (2/16/19)	7
t7.	Jalen Jordan at Marshall (2/13/21)	7
t7.	Josh Jefferson at WKU (1/29/22)	7

Season

1.	Antonio Green (2018-19)	105
2.	Giddy Potts (2017-18)	85
3.	Chris Rainey (1987-88)	83
4.	Giddy Potts (2015-16)	79
5.	C.J. Jones (2019-20)	78
6.	Robert Taylor (1990-91)	77
7.	Antonio Green (2019-20)	76
8.	Giddy Potts (2016-17)	76
9.	James Washington (2010-11)	72
t10.	Raymond Cintron (2012-13)	71
t10.	Josh Jefferson (2021-22)	71

Career

1.	Giddy Potts (2014-18)	286
2.	Robert Taylor (1989-93)	222
3.	Kevin Kanaskie (2005-09)	207
4.	Tommy Gunn (2000-04)	185
5.	Antonio Green (2018-20)	181
6.	Chris Rainey (1986-89)	180
7.	Donovan Sims (2017-22)	177
8.	Freddie Martinez (1996-01)	172
t9.	James Washington (2009-11)	137
t9.	Raymond Cintron (2011-13)	137

3-POINT FIELD GOALS ATTEMPTED

Game		
t1.	Milton Dean vs. Minnesota (12/3/93)	17
t1.	James Washington vs. Houston Baptist (2/13/10)	17
3.	Robert Taylor vs. SE Missouri (1/30/93)	16
t4.	Robert Taylor vs. Tennessee Tech (1/20/92)	15
t4.	Antonio Green vs. Charlotte (2/7/19)	15
t6.	Ali McGhee vs. Austin Peay (1/16/99)	14
t6.	Freddie Martinez vs. Central Florida (12/12/00)	14
t6.	Antonio Green at WKU (2/14/19)	14
t6.	Donovan Sims vs. UAB (3/13/19)	14

Season

1.	Antonio Green (2018-19)	304
2.	Antonio Green (2019-20)	230
3.	Giddy Potts (2017-18)	210
4.	Robert Taylor (1990-91)	209
5.	Giddy Potts (2016-17)	198
6.	C.J. Jones (2019-20)	195
7.	Josh Jefferson (2021-22)	192
8.	Kevin Kanaskie (2008-09)	191
9.	Kevin Kanaskie (2006-07)	186
10.	James Washington (2010-11)	182

Career

1.	Giddy Potts (2014-18)	686
2.	Robert Taylor (1991-93)	619
3.	Kevin Kanaskie (2005-09)	592
4.	Antonio Green (2018-20)	534
5.	Donovan Sims (2017-22)	519
6.	Tommy Gunn (2000-03)	469
7.	Freddie Martinez (1996-01)	451
8.	Chris Rainey (1986-89)	382
9.	Kerry Hammonds II (2010-14)	365
10.	James Washington (2009-11)	353

3-POINT FIELD GOAL PERCENTAGE

Game			(minimum 5 made)
t1.	Jalen Jordan at Marshall (2/13/21)	1.000 (7-7)	
t2.	Chris Rainey vs. Virginia Tech (11/21/87)	1.000 (6-6)	
t2.	Chris Rainey vs. Wright State (2/8/89)	1.000 (6-6)	
t2.	Mike Buck vs. Florida State (3/16/89)	1.000 (6-6)	
t2.	Freddie Martinez vs. Tennessee State (12/9/00)	1.000 (6-6)	
t2.	Kevin Kanaskie vs. Trevecca (11/14/08)	1.000 (6-6)	
t7.	Chris Rainey vs. Marshall (12/20/86)	1.000 (5-5)	
t7.	Tyrrik Dixon vs. WKU (1/14/17)	1.000 (5-5)	
9.	Giddy Potts vs. Charlotte (1/14/16)	.875 (7-8)	
t10.	Chris Rainey vs. Akron (1/26/87)	.833 (5-6)	
t10.	Kevin Wallace vs. Akron (12/4/89)	.833 (5-6)	
t10.	Robert Taylor vs. Alcorn State (12/15/90)	.833 (5-6)	
t10.	Tim Gaither vs. SE Missouri (2/12/96)	.833 (5-6)	
t10.	Ed Simpson vs. Southern Miss (2/13/16)	.833 (5-6)	



- INDIVIDUAL RECORDS -

Season

(minimum 35 made)

1.	Giddy Potts (2015-16)	.506 (79-156)
2.	Jonathan Whitworth (1999-00)	.505 (50-99)
3.	Chris Rainey (1988-89)	.468 (65-139)
4.	Chris Rainey (1987-88)	.464 (83-179)
5.	Kelvin Hammonds (1991-92)	.458 (38-83)
6.	Xavier Habersham (2016-17)	.453 (39-86)
7.	Raymond Cintron (2012-13)	.438 (71-162)
8.	Nod Carter (1996-97)	.438 (53-121)
9.	Mike Dean (2003-04)	.437 (62-142)
10.	Torrey Moore (1996-97)	.436 (65-149)

Career

(minimum 60 made)

1.	Chris Rainey (1986-89)	.471 (180-382)
2.	Jonathan Whitworth (1999-01)	.438 (63-144)
3.	Raymond Cintron (2011-13)	.435 (138-317)
4.	Adam Vogelsberg (2004-05)	.417 (68-163)
5.	Giddy Potts (2014-18)	.417 (286-686)
6.	Nod Carter (1995-97)	.412 (106-257)
7.	Xavier Habersham (2015-17)	.407 (61-150)
8.	Kelvin Hammonds (1990-92)	.403 (73-181)
9.	C.J. Jones (2019-20)	.400 (78-195)
t10.	Tommy Gunn (2000-04)	.394 (185-469)
t10.	Torrey Moore (1994-97)	.394 (87-221)

FREE THROWS MADE

Game

1.	Aylton Tesch vs. Eastern Illinois (2/5/98)	18
t2.	Bob Burden at Lipscomb (1/23/60)	17
t2.	Bob Burden vs. Lipscomb (12/1/59)	17
t2.	Chester Adair vs. Belmont (12/10/56)	17
t5.	Chris Rainey at Austin Peay (1/28/89)	16
t5.	Mike Milholland vs. Austin Peay (1/23/65)	16
t5.	Nod Carter vs. Chattanooga (12/14/96)	16
t5.	Mike Dean vs. Arkansas State (2/17/05)	16
t9.	John Price at Tennessee Tech (1/12/57)	15
t9.	John Price vs. Murray State (1/2/57)	15
t9.	John Price vs. Eastern Kentucky (2/1/54)	15

Season

1.	Jerry Beck (1981-82)	165
2.	John Price (1956-57)	157
3.	Bob Burden (1959-60)	148
4.	Don Smith (1959-60)	144
5.	Aylton Tesch (1997-98)	138
t6.	Bob Burden (1960-61)	135
t6.	LaRon Dendy (2011-12)	135
8.	Nick King (2017-18)	134
t9.	James Washington (2010-11)	133
t9.	Sleepy Taylor (1977-78)	133

Career

1.	John Price (1953-54, 57, 59)	441
2.	Ken Trickey (1951-55)	414
3.	Bob Burden (1958-61)	394
4.	Jerry Beck (1978-82)	375
5.	Robert Taylor (1989-93)	370
6.	Sleepy Taylor (1974-78)	355
7.	Kerry Hammonds (1984-87, 88-89)	352
8.	Kevin Kanaskie (2005-09)	350
9.	Tim Gaither (1992-96)	331
10.	Tommy Gunn (2000-04)	307

FREE THROWS ATTEMPTED

Game

1.	Aylton Tesch vs. Eastern Illinois (2/5/98)	23
2.	Chester Adair vs. Belmont (12/10/56)	22
t3.	Bob Burden vs. Morehead State (12/7/63)	21
t3.	Doug Lipscomb vs. Austin Peay (1/28/83)	21
t5.	John Price vs. Murray State (1/2/57)	20
t5.	Mike Milholland vs. Morehead State (12/7/63)	20
t7.	John Price vs. Eastern Kentucky (2/1/54)	19
t7.	Mike Milholland vs. Austin Peay (1/23/65)	19
t9.	Seven Players Tied	18

Season

1.	LaRon Dendy (2011-12)	235
2.	John Price (1956-57)	230
3.	Jerry Beck (1981-82)	225
4.	Bob Burden (1959-60)	203
5.	Aylton Tesch (1997-98)	201
6.	Bob Burden (1960-61)	197
7.	Don Smith (1958-59)	188
8.	Nick King (2017-18)	183
9.	Willie Brown (1968-69)	179
10.	Jason Jones (2010-11)	178

Career

1.	Ken Trickey (1951-55)	673
2.	John Price (1952-54, 57, 59)	670
3.	Bob Burden (1958-61)	562
4.	Kerry Hammonds (1984-87, 89)	498
5.	Jerry Beck (1978-82)	493
6.	Reggie Upshaw (2013-17)	482
7.	Robert Taylor (1989-93)	460
8.	Sleepy Taylor (1974-78)	447
9.	Kevin Kanaskie (2005-09)	431
10.	Doug Shrader (1952-56)	430

FREE THROW PERCENTAGE

Game

(minimum 10 made)

1.	Don Smith vs. East Tennessee (1/9/60)	1.000 (16-16)
t2.	Quincy Vance vs. Arkansas State (2/26/90)	1.000 (14-14)
t2.	Josh Jefferson vs. SFA (11/19/21)	1.000 (14-14)
4.	Sleepy Taylor vs. Eastern Kentucky (1/9/78)	1.000 (13-13)



- INDIVIDUAL RECORDS -

t5.	Sleepy Taylor vs. Tennessee Tech (2/8/75)	1.000 (12-12)
t5.	Dan Midgett vs. Eastern Kentucky (2/13/64)	1.000 (12-12)
t5.	Kevin Kanaskie vs. Florida Atlantic (2/23/08)	1.000 (12-12)
t5.	Raymond Cintron vs. Louisiana (1/7/11)	1.000 (12-12)
t9.	Adam Vogelsberg vs. Louisville (12/20/05)	1.000 (11-11)
t9.	Sleepy Taylor vs. Tennessee Tech (2/5/77)	1.000 (11-11)
t9.	Don Smith vs. Louisiana (12/5/59)	1.000 (11-11)
t9.	Tommy Gunn vs. Denver (2/9/03)	1.000 (11-11)
t9.	Richard Duncan vs. Morehead State (1/6/97)	1.000 (11-11)
t9.	Donovan Sims vs. Marshall (2/24/22)	1.000 (11-11)
t15.	Kevin Kanaskie vs. Louisiana (1/29/09)	1.000 (10-10)
t15.	Nick King vs. FGCU (11/21/17)	1.000 (10-10)

5.	Kevin Kanaskie (2006-07)	185
6.	Tweety Knight (2013-14)	152
7.	Chris Rainey (1987-88)	149
8.	Lewis Mack (1976-77)	144
9.	Gerald Harris (1989-90)	143
10.	Richard Duncan (1998-99)	142

Season

(minimum 50 made)

1.	Adam Vogelsberg (2005-06)	.908 (108-119)
2.	Lee Nosse (1999-00)	.892 (83-93)
3.	Stan Sumrell (1969-70)	.882 (60-68)
4.	Donovan Sims (2021-22)	.882 (82-93)
5.	Nod Carter (1995-96)	.881 (104-118)
6.	Antonio Green (2018-19)	.874 (76-87)
7.	Josh Jefferson (2021-22)	.871 (81-93)
8.	C.J. Jones (2019-20)	.870 (67-77)
9.	James Washington (2010-11)	.864 (133-154)
10.	Giddy Potts (2017-18)	.863 (69-80)

Career

1.	Kevin Kanaskie (2005-09)	485
2.	Gerald Harris (1986-90)	463
3.	Duane Washington (1985-87)	452
4.	Richard Duncan (1996-99)	399
5.	Donovan Sims (2017-22)	349
6.	Tim Gaither (1992-96)	342
7.	Chris Rainey (1986-89)	326
8.	James Johnson (1984-86)	313
9.	Pancakes Perry (1979-83)	303
10.	Nigel Johnson (2006-09)	292

ASSISTS AVERAGE

Season

(minimum 10 games)

1.	Duane Washington (1986-87)	8.8
2.	Gerald Harris (1988-89)	6.7
3.	James Johnson (1985-86)	6.0
t4.	Kevin Kanaskie (2006-07)	5.8
t4.	Duane Washington (1985-86)	5.8
6.	Gerald Harris (1989-90)	5.3
7.	Greg Christian (1990-91)	5.2
8.	Lewis Mack (1976-77)	5.0
t9.	Greg Armstrong (1978-79)	4.9
t9.	Lewis Mack (1975-76)	4.9

Career

(minimum 100 made)

1.	Adam Vogelsberg (2005-06)	.908 (108-119)
2.	Antonio Green (2018-20)	.852 (138-162)
3.	Nod Carter (1994-97)	.836 (225-269)
4.	James Washington (2009-11)	.821 (243-296)
5.	Lee Nosse (1997-00, '02)	.819 (258-315)
6.	Mike Buck (1988-92)	.815 (119-146)
7.	Kevin Kanaskie (2005-09)	.812 (350-431)
8.	Robert Taylor (1989-93)	.804 (370-460)
9.	Giddy Potts (2014-18)	.803 (245-305)
10.	Duane Washington (1985-87)	.800 (120-150)

Career

(minimum 30 games)

1.	Duane Washington (1985-87)	7.2
2.	James Johnson (1984-86)	5.0
3.	Lewis Mack (1975-77)	4.9
4.	Gerald Harris (1986-90)	4.6
5.	Richard Duncan (1996-99)	4.4
6.	Greg Armstrong (1977-79)	4.3
7.	Kevin Kanaskie (2005-09)	3.9
8.	Eric Parham (2001-03)	3.8
t9.	Bruce Massey (2011-13)	3.6
t9.	Tweety Knight (2012-14)	3.6

ASSISTS

Game

1.	James Johnson vs. Freed-Hardeman (1/2/86)	20
t2.	Duane Washington vs. Eastern Kentucky (1/19/87)	16
t2.	Duane Washington vs. Morehead State (2/24/86)	16
4.	Duane Washington vs. Tennessee Tech (1/5/87)	15
t5.	Greg Christian vs. Kennesaw State (11/26/90)	14
t5.	Lewis Mack vs. Little Rock (12/1/76)	14
t7.	Kevin Kanaskie vs. Louisiana (1/27/07)	13
t7.	Duane Washington vs. Alabama State (1/15/86)	13
t7.	Gerald Harris vs. Austin Peay (2/13/89)	13
t7.	James Johnson vs. Armstrong State (12/14/85)	13
t7.	James Johnson vs. Clemson (12/15/84)	13

Season

1.	Duane Washington (1986-87)	255
2.	Gerald Harris (1988-89)	207
3.	Duane Washington (1985-86)	197
4.	James Johnson (1985-86)	192

STEALS

Game

1.	Richard Duncan vs. Eastern Kentucky (2/20/99)	12
2.	Roni Bailey vs. Montreat (11/27/96)	9
t3.	Duane Washington vs. Tennessee Tech (1/15/87)	8
t3.	Duane Washington vs. Eastern Kentucky (1/19/87)	8
t3.	James Johnson vs. South Carolina (11/29/85)	8
t6.	James Johnson vs. Murray State (2/28/85)	7
t6.	Richard Duncan vs. UT Martin (1/28/99)	7



- INDIVIDUAL RECORDS -

Season

1.	Duane Washington (1986-87)	93
2.	Richard Duncan (1998-99)	87
3.	James Johnson (1985-86)	73
4.	Tweety Knight (2013-14)	66
5.	James Johnson (1984-85)	63
6.	Fernando Ortiz (1999-00)	60
t7.	Richard Duncan (1997-98)	54
t7.	Bruce Massey (2011-12)	54
t9.	James Washington (2010-11)	52
t9.	Tim Gaither (1993-94)	52

Career

1.	Richard Duncan (1996-99)	190
t2.	Tommy Gunn (2000-04)	156
t2.	Donovan Sims (2017-22)	156
4.	Reggie Upshaw (2013-17)	151
5.	Giddy Potts (2014-18)	148
6.	Tim Gaither (1992-96)	145
7.	Gerald Harris (1986-90)	139
8.	James Johnson (1984-86)	136
9.	Duane Washington (1985-87)	134
10.	Kevin Kanaskie (2005-09)	127

STEALS AVERAGE

Season	(minimum 10 games)
1.	Duane Washington (1986-87) 3.2
2.	Richard Duncan (1998-99) 2.8
3.	James Johnson (1985-86) 2.3
4.	Fernando Ortiz (1999-00) 2.1
t5.	James Johnson (1984-85) 2.0
t5.	Tim Gaither (1993-94) 2.0
t5.	Tweety Knight (2013-14) 2.0
t8.	Richard Duncan (1997-98) 1.9
t8.	Gerald Harris (1989-90) 1.9
t10.	Aylton Tesch (1997-98) 1.8
t10.	Gerald Harris (1987-88) 1.8

Career

Career	(minimum 30 games)
1.	James Johnson (1984-86) 2.2
t2.	Duane Washington (1985-87) 2.1
t2.	Richard Duncan (1996-99) 2.1
4.	Fernando Ortiz (1999-01) 2.0
t5.	Aylton Tesch (1995-96,97-98) 1.6
t5.	Tweety Knight (2012-14) 1.6
t7.	James Washington (2009-11) 1.5
t7.	Bruce Massey (2011-13) 1.5
t9.	Cedrick Wallace (1998-00) 1.4
t9.	Tim Gaither (1992-96) 1.4
t9.	Gerald Harris (1986-90) 1.4
t9.	Kim Cooksey (1984-86) 1.4
t9.	Tommy Gunn (2000-04) 1.4

BLOCKS

Game

1.	Alex Weekes vs. WKU (2/26/04)	8
t2.	Warren Kidd vs. Tennessee State (2/17/92)	7
t2.	Warren Kidd vs. Austin Peay (2/22/92)	7
t4.	Shawn Jones vs. South Alabama (2/21/13)	6
t4.	Lee Nosse vs. Southeast Missouri (1/10/00)	6
t4.	Lee Nosse vs. Eastern Kentucky (1/23/99)	6
t4.	Lee Nosse vs. Morehead State (2/18/99)	6
t4.	Lee Nosse vs. Little Rock (1/26/02)	6
t4.	Quincy Vance vs. Morehead State (1/26/90)	6
t4.	Warren Kidd vs. Morehead State (1/25/92)	6
t4.	Warren Kidd vs. South Carolina State (1/30/91)	6
t4.	Warren Kidd vs. Kennesaw State (11/26/90)	6
t4.	Shawn Jones vs. Tulane (2/13/14)	6

Season

1.	Warren Kidd (1990-91)	70
2.	Shawn Jones (2013-14)	63
3.	Warren Kidd (1991-92)	62
4.	Teafale Lenard, Jr. (2021-22)	58
5.	Lee Nosse (1998-99)	55
6.	Warren Kidd (1992-93)	53
7.	LaRon Dendy (2011-12)	48
8.	Lee Nosse (2001-02)	45
9.	Shawn Jones (2012-13)	43
10.	Mantia Callender (1997-98)	41

Career

1.	Warren Kidd (1990-93)	185
2.	Lee Nosse (1997-00, '02)	166
3.	Shawn Jones (2010-14)	158
4.	Reggie Upshaw (2013-17)	110
5.	Chris Ingram (1987-91)	81
6.	Trevor Ottley (2009-11)	79
7.	Theryn Hudson (2005-10)	69
8.	Perrin Buford (2014-16)	62
9.	Kyle Young (2001-07)	59
10.	Teafale Lenard, Jr. (2021-22)	58

BLOCKS AVERAGE

Season	(minimum 10 games)
t1.	Warren Kidd (1990-91) 2.3
t1.	Warren Kidd (1991-92) 2.3
t3.	Warren Kidd (1992-93) 2.0
t3.	Lee Nosse (1998-99) 2.0
5.	Shawn Jones (2013-14) 1.9
6.	Teafale Lenard, Jr. (2021-22) 1.6
7.	Lee Nosse (2001-02) 1.6
8.	Mantia Callender (1997-98) 1.5
t9.	Lee Nosse (1999-00) 1.4
t9.	LaRon Dendy (2011-12) 1.4



- INDIVIDUAL RECORDS -

Career

(minimum 30 games)

1.	Warren Kidd (1990-93)	2.2
2.	Teafale Lenard, Jr. (2021-22)	1.6
t3.	Lee Nosse (1997-00, '02)	1.4
t3.	LaRon Dendy (2011-12)	1.4
t5.	Trevor Ottley (2009-11)	1.2
t5.	Shawn Jones (2010-14)	1.2
t7.	Jimmy McGill (1985-87)	0.9
t7.	Perrin Buford (2014-16)	0.9
t9.	Mantia Callender (1996-98)	0.8
t9.	Fernando Ortiz (1999-01)	0.8
t9.	Buck Hailey (1980-82)	0.8
t9.	Russell Smith (1983-85)	0.8
t9.	David Washington (1994-96)	0.8
t9.	Reggie Upshaw (2013-17)	0.8

DOUBLE-DOUBLES

Season

1.	George Sorrell (1974-75)	21
2.	Warren Kidd (1990-91)	20
3.	Warren Kidd (1992-93)	19
4.	Kerry Hammonds (1988-89)	18
5.	Ken Riley (1970-71)	16
6.	Jerry Beck (1980-81)	15
t7.	Warren Kidd (1991-92)	14
t7.	Jerry Beck (1981-82)	14
9.	Tim Sisneros (1975-76)	13
t10.	Tim Sisneros (1974-75)	11
t10.	George Sorrell (1974-75)	11
t10.	Dwayne Rainey (1986-87)	11
t10.	JaCorey Williams (2016-17)	11
t10.	Nick King (2017-18)	11

Career

1.	Warren Kidd (1990-93)	53
2.	Jerry Beck (1979-82)	38
t3.	Kerry Hammonds (1984-89)	33
t3.	Tim Sisneros (1972-76)	33
5.	George Sorrell (1973-75)	32
6.	Dwayne Rainey (1985-88)	21
t7.	Reggie Upshaw (2013-17)	19
t7.	Aylton Tesch (1995-98)	19
t9.	Randy Henry (1986-89)	17
t9.	Greg Joyner (1976-79)	17

GAMES PLAYED

Season

t1.	DeAndre Dishman (2021-22)	37
t1.	Eli Lawrence (2021-22)	37
t1.	Donovan Sims (2021-22)	37
t1.	Justin Bufford (2021-22)	37
t1.	Teafale Lenard, Jr. (2021-22)	37
t1.	Christian Fussell (2021-22)	37
t1.	Camryn Weston (2021-22)	37
t8.	Tyrik Dixon (2016-17)	36

t8.	Xavier Habersham (2016-17)	36
t8.	Antwain Johnson (2016-17)	36
t8.	Giddy Potts (2016-17)	36
t8.	Ed Simpson (2016-17)	36
t8.	Reggie Upshaw (2016-17)	36
t8.	JaCorey Williams (2016-17)	36
t8.	Darnell Harris (2014-15)	36
t8.	Giddy Potts (2014-15)	36
t8.	Jaqawn Raymond (2014-15)	36
t8.	Jacquez Rozier (2014-15)	36
t8.	Marcus Tarrance (2014-15)	36
t8.	Reggie Upshaw (2014-15)	36

Career

t1.	Reggie Upshaw (2013-17)	140
t1.	Donovan Sims (2017-22)	140
3.	Ed Simpson (2014-18)	134
4.	Giddy Potts (2014-18)	133
5.	Shawn Jones (2010-14)	128
6.	Karl Gamble (2015-19)	127
7.	Kevin Kanaskie (2005-09)	124
8.	Desmond Yates (2006-10)	122
t9.	Kerry Hammonds (1984-87, 88-89)	121
t9.	Kerry Hammonds II (2010-14)	121

GAMES STARTED

Season

t1.	DeAndre Dishman (2021-22)	37
t1.	Eli Lawrence (2021-22)	37
t1.	Donovan Sims (2021-22)	37
t4.	Reggie Upshaw (2016-17)	36
t4.	JaCorey Williams (2016-17)	36
t6.	Giddy Potts (2016-17)	35
t6.	Reggie Upshaw (2015-16)	35
t8.	Tyrik Dixon (2016-17)	34
t8.	Andrew Tunstill (1985-86)	34
t8.	LaRon Dendy (2011-12)	34
t8.	Marcos Knight (2011-12)	34

Career

1.	Giddy Potts (2014-18)	116
2.	Reggie Upshaw (2013-17)	115
3.	Donovan Sims (2017-22)	110
4.	Kevin Kanaskie (2005-09)	105
5.	Tommy Gunn (2000-04)	96
6.	Tim Gaither (1992-96)	92
t7.	Quincy Vance (1988-92)	90
t7.	Kyle Young (2002-07)	90
t9.	Randy Henry (1985-89)	89
t9.	Kerry Hammonds (1984-87, 88-89)	89





- INDIVIDUAL RECORDS -

MINUTES PLAYED

Season

1.	Kevin Kanaskie (2006-07)	1,184
2.	Jerry Beck (1981-82)	1,157
3.	Reggie Upshaw (2016-17)	1,151
4.	Kevin Kanaskie (2005-09)	1,141
5.	Tyrus Baynham (1987-88)	1,142
t6.	Kim Cooksey (1985-86)	1,135
t6.	Kevin Kanaskie (2007-08)	1,135
8.	Antonio Green (2018-19)	1,131
9.	Chris Rainey (1987-88)	1,129
10.	Kim Cooksey (1984-85)	1,122

Career

1.	Kevin Kanaskie (2005-09)	4,078
2.	Reggie Upshaw (2013-17)	3,965
3.	Giddy Potts (2014-18)	3,610
4.	Desmond Yates (2006-10)	3,517
5.	Kerry Hammonds (1984-87, 88-89)	3,453
6.	Donovan Sims (2017-22)	3,441
6.	Tommy Gunn (2000-04)	3,361
7.	Tim Gaither (1992-96)	3,020
8.	Robert Taylor (1989-93)	2,941
9.	Lee Nosse (1997-02)	2,900
10.	Desmond Yates (2006-2010)	2,776

DUNKS

Season

(data dates back to 2016-17)

1.	Teafale Lenard, Jr. (2021-22)	50
2.	Reggie Scurry (2018-19)	49
t3.	Reggie Upshaw (2016-17)	25
t3.	JaCorey Williams (2016-17)	25
5.	Eli Lawrence (2021-22)	24
6.	Brandon Walters (2017-18)	19
7.	Reggie Scurry (2019-20)	18
8.	Nick King (2017-18)	15
t9.	Tyson Jackson (2019-20)	13
t9.	DeAndre Dishman (2021-22)	13

Career

(data dates back to 2016-17)

1.	Reggie Scurry (2019-20)	67
2.	Teafale Lenard, Jr. (2021-Present)	50
3.	Eli Lawrence (2019-Present)	34
t4.	Reggie Upshaw (2016-17)	25
t4.	JaCorey Williams (2016-17)	25
t6.	Karl Gamble (2016-19)	24
t6.	Brandon Walters (2016-18)	24
8.	Tyson Jackson (2019-21)	19
t9.	Antwain Johnson (2016-18)	15
t9.	Nick King (2017-18)	15

MINUTES PLAYED PER GAME

Season

1.	Jerry Beck (1981-82)	38.6
2.	Jerry Beck (1980-81)	37.7
3.	Kevin Kanaskie (2006-07)	37.0
4.	Kim Cooksey (1984-85)	36.2
5.	Warren Kidd (1992-93)	36.1
6.	Kevin Kanaskie (2007-08)	35.5
t7.	Robert Taylor (1992-93)	35.3
t7.	Antonio Green (2018-19)	35.3
9.	Chris Rainey (1988-89)	35.2
10.	LaRae Davis (1982-83)	35.1

Career

1.	Kim Cooksey (1984-86)	35.3
2.	C.J. Jones (2019-20)	34.3
3.	Rick Campbell (1980-82)	34.1
t4.	LaRae Davis (1982-84)	33.7
t4.	Antonio Green (2019-20)	33.7
6.	Kevin Kanaskie (2005-09)	32.9
7.	Andrew Tunstill (1985-87)	32.3
8.	David Washington (1994-97)	31.9
9.	Mike Dean (2003-05)	31.8
t10.	Michael Cuffee (2003-05)	31.6
t10.	Nod Carter (1995-97)	31.6



- 1,000-POINT SCORERS -

1. DESMOND "BOOGIE" YATES - 1,775 CAREER POINTS

Year	G-GS	FGM-FGA	FG%	3FGM-3FGA	3FG%	FTM-FTA	FT%	Reb/Avg.	A/B/S	Points/Avg.
06-07	32-18	141-263	.536	19-51	.373	48-67	.716	110/3.4	6/14/11	349/10.9
07-08	32-31	200-348	.575	20-39	.513	91-113	.805	141/4.4	30/18/20	511/16.0
08-09	32-32	228-394	.579	20-60	.333	74-94	.787	145/4.5	8/13/20	550/17.2
09-10	26-26	145-286	.507	31-71	.437	44-54	.815	103/4.0	12/6/11	365/14.0
Career	122-107	714-1291	.553	90-221	.407	257-328	.784	499/4.1	56/51/62	1775/14.5

2. NATHANIAL "GIDDY" POTTS - 1,645 CAREER POINTS

Year	G-GS	FGM-FGA	FG%	3FGM-3FGA	3FG%	FTM-FTA	FT%	Reb/Avg.	A/B/S	Points/Avg.
14-15	36-21	80-213	.376	46-122	.377	31-41	.756	98/2.7	31/4/26	237/6.6
15-16	28-27	139-282	.493	79-156	.506	61-80	.763	150/5.4	36/10/30	418/14.9
16-17	36-35	196-407	.482	76-198	.384	84-104	.808	192/5.3	72/8/47	552/15.3
17-18	33-33	142-343	.414	85-210	.405	69-80	.863	141/4.3	63/8/45	438/13.3
Career	133-116	557-1245	.447	286-686	.417	245-305	.803	581/4.4	202/30/148	1645/12.4

3. ROBERT TAYLOR - 1,622 CAREER POINTS

Year	G-GS	FGM-FGA	FG%	3FGM-3FGA	3FG%	FTM-FTA	FT%	Reb/Avg.	A/B/S	Points/Avg.
89-90	26-26	108-271	.399	33-99	.333	84-106	.792	84/3.2	41/4/8	333/12.8
90-91	29-22	141-368	.383	77-209	.368	86-112	.768	76/2.6	58/4/11	445/15.3
91-92	27-26	134-356	.376	51-160	.319	126-152	.829	93/3.4	55/4/16	445/16.5
92-93	18-18	132-313	.422	61-151	.404	74-90	.822	56/3.1	24/1/12	399/22.2
Career	100-82	515-1308	.394	222-619	.359	370-460	.804	310/3.1	178/13/47	1622/16.2

4. KERRY HAMMONDS - 1,616 CAREER POINTS

Year	G-GS	FGM-FGA	FG%	3FGM-3FGA	3FG%	FTM-FTA	FT%	Reb/Avg.	A/B/S	Points/Avg.
84-85	31-29	169-424	.399	---	---	90-134	.672	247/8.0	10/12/14	428/13.8
85-86	32-30	158-314	.503	---	---	95-135	.704	244/7.6	22/3/20	411/12.8
86-87	27-4	88-197	.444	0-0	.000	66-89	.742	145/5.4	17/7/15	242/9.0
88-89	31-26	216-449	.481	2-5	.400	101-140	.721	319/10.3	55/9/22	535/17.3
Career	121-89	631-1384	.456	2-5	.400	352-498	.707	955/7.9	104/31/71	1616/13.4

5. REGGIE UPSHAW - 1,571 CAREER POINTS

Year	G-GS	FGM-FGA	FG%	3FGM-3FGA	3FG%	FTM-FTA	FT%	Reb/Avg.	A/B/S	Points/Avg.
13-14	33-20	83-181	.459	12-42	.286	32-62	.516	116/3.5	39/15/25	210/6.4
14-15	36-24	131-298	.440	15-52	.288	81-125	.648	251/7.0	57/35/35	358/9.9
15-16	35-35	185-372	.497	27-71	.380	83-168	.494	298/8.5	76/29/51	480/13.7
16-17	36-36	199-379	.525	33-104	.317	92-127	.724	245/6.8	85/31/40	523/14.5
Career	140-115	598-1230	.486	87-269	.323	288-482	.598	910/6.5	257/110/151	1571/11.2



Desmond "Boogie" Yates being presented his all-time scoring leader commemorative basketball by former record holder Robert "Cat-Eye" Taylor



- 1,000-POINT SCORERS -

6. TOMMY GUNN - 1,528 CAREER POINTS

Year	G-GS	FGM-FGA	FG%	3FGM-3FGA	3FG%	FTM-FTA	FT%	Reb/Avg.	A/B/S	Points/Avg.
00-01	27-13	84-188	.447	26-68	.382	55-69	.797	82/3.0	47/7/30	249/9.2
01-02	27-26	118-264	.447	44-115	.383	58-89	.652	107/4.0	50/12/43	338/12.5
02-03	30-29	165-331	.498	59-138	.428	88-107	.822	124/4.1	68/17/38	477/15.9
03-04	29-28	151-317	.476	56-148	.378	106-130	.815	151/5.2	61/18/45	464/16.0
Career	113-96	518-1100	.471	185-469	.394	307-395	.777	464/4.1	226/54/156	1528/13.5

7. WILLIE BROWN - 1,524 CAREER POINTS

Year	G-GS	FGM-FGA	FG%	3FGM-3FGA	3FG%	FTM-FTA	FT%	Reb/Avg.	A/B/S	Points/Avg.
66-67	25-x	151-390	.367	---	---	61-95	.642	162/6.5	-/-	363/14.5
67-68	24-x	229-543	.422	---	---	98-135	.726	170/7.1	-/-	556/23.2
68-69	26-x	239-603	.396	---	---	127-179	.709	226/8.7	-/-	605/23.3
Career	75-x	619-1536	.403	---	---	286-409	.699	558/7.4	-/-	1524/20.3

8. RANDY HENRY - 1,484 CAREER POINTS

Year	G-GS	FGM-FGA	FG%	3FGM-3FGA	3FG%	FTM-FTA	FT%	Reb/Avg.	A/B/S	Points/Avg.
85-86	15-1	13-21	.619	---	---	4-7	.571	12/0.8	4/1/4	30/2.0
86-87	28-25	164-290	.566	0-0	.000	51-63	.810	173/6.2	16/6/8	379/13.5
87-88	34-33	197-376	.524	1-1	1.000	76-102	.745	280/8.2	47/11/18	471/13.9
88-89	31-30	267-487	.548	5-15	.333	65-83	.783	217/7.0	52/12/28	604/19.5
Career	108-89	641-1174	.546	6-16	.375	196-255	.769	682/6.3	119/30/58	1484/13.7

9. KEN TRICKEY - 1,456 CAREER POINTS


Year	G-GS	FGM-FGA	FG%	3FGM-3FGA	3FG%	FTM-FTA	FT%	Reb/Avg.	A/B/S	Points/Avg.
51-52				---	---				-/-	
52-53				---	---				-/-	
53-54				---	---				-/-	
54-55				---	---				-/-	
Career	110-x	521-1776	.293	---	---	414-673	.615	432/3.9	-/-	1456/13.2

10. TIM SISNEROS - 1,426 CAREER POINTS

Year	G-GS	FGM-FGA	FG%	3FGM-3FGA	3FG%	FTM-FTA	FT%	Reb/Avg.	A/B/S	Points/Avg.
72-73	23-x	66-139	.475	---	---	37-57	.649	133/5.8	8/-/-	169/7.3
73-74	25-x	123-229	.537	---	---	58-98	.592	213/8.5	23/-/-	304/12.2
74-75	28-x	138-286	.483	---	---	59-90	.656	224/8.0	37/-/-	335/12.0
75-76	28-x	257-451	.570	---	---	104-149	.698	276/9.9	25/-/-	618/22.1
Career	104-x	584-1105	.529	---	---	258-394	.655	846/8.1	93/-/-	1426/13.7



#20 GIDDY POTTS



#44 KERRY HAMMONDS



#30 REGGIE UPSHAW



HISTORY/RECORDS

- 1,000-POINT SCORERS -

10. CHRIS RAINEY - 1,426 CAREER POINTS

Year	G-GS	FGM-FGA	FG%	3FGM-3FGA	3FG%	FTM-FTA	FT%	Reb/Avg.	A/B/S	Points/Avg.
86-87	29-5	109-212	.514	32-64	.500	31-41	.756	53/1.8	36/3/22	281/9.7
87-88	34-30	189-388	.487	83-179	.464	104-132	.788	125/3.7	149/3/24	565/16.6
88-89	31-30	202-414	.488	65-139	.468	111-136	.816	128/4.1	141/1/30	580/18.7
Career	94-65	500-1014	.493	180-382	.471	246-309	.796	306/3.2	326/7/76	1426/15.2

12. GREG JOYNER - 1,424 CAREER POINTS

Year	G-GS	FGM-FGA	FG%	3FGM-3FGA	3FG%	FTM-FTA	FT%	Reb/Avg.	A/B/S	Points/Avg.
76-77	29-x	187-329	.568	---	---	76-98	.776	237/8.2	71/-/-	450/15.5
77-78	26-x	183-327	.560	---	---	64-85	.753	173/6.7	57/-/-	430/16.5
78-79	26-x	223-425	.525	---	---	98-123	.797	222/8.5	122/-/-	544/20.9
Career	81-x	593-1081	.549	---	---	238-306	.778	632/7.8	250/-/-	1424/17.6

13. CLAUDE "SLEEPY" TAYLOR - 1,421 CAREER POINTS


Year	G-GS	FGM-FGA	FG%	3FGM-3FGA	3FG%	FTM-FTA	FT%	Reb/Avg.	A/B/S	Points/Avg.
74-75	28-x	171-396	.432	---	---	99-122	.811	198/7.1	71/-/-	441/15.8
75-76	20-x	98-205	.478	---	---	36-46	.783	102/5.1	43/-/-	232/11.6
76-77	23-x	96-221	.434	---	---	87-114	.763	120/5.2	50/-/-	279/12.1
77-78	26-x	168-324	.519	---	---	133-165	.806	125/4.8	42/-/-	469/18.0
Career	97-x	533-1146	.465	---	---	355-447	.794	545/5.6	206/-/-	1421/14.6

14. JERRY BECK - 1,401 CAREER POINTS

Year	G-GS	FGM-FGA	FG%	3FGM-3FGA	3FG%	FTM-FTA	FT%	Reb/Avg.	A/B/S	Points/Avg.
78-79	1-x	2-4	.500	---	---	0-0	.000	3/3.0	0/-/-	4/4.0
79-80	26-x	157-283	.554	---	---	91-115	.791	234/9.0	20/-/-	405/15.5
80-81	27-27	174-289	.602	---	---	119-153	.778	265/9.8	22/8/11	467/17.3
81-82	30-30	180-290	.620	---	---	165-225	.733	280/9.3	30/6/25	525/17.5
Career	84-57	513-866	.592	---	---	375-493	.761	779/9.3	72/14/36	1401/16.7

15. TIM GAITHER - 1,318 CAREER POINTS

Year	G-GS	FGM-FGA	FG%	3FGM-3FGA	3FG%	FTM-FTA	FT%	Reb/Avg.	A/B/S	Points/Avg.
92-93	25-17	72-184	.391	7-25	.280	51-74	.689	82/3.3	64/0/22	202/8.1
93-94	26-24	129-290	.445	15-47	.319	91-113	.805	122/4.7	84/1/52	364/14.0
94-95	26-26	120-325	.369	33-102	.324	96-116	.828	118/4.5	112/0/39	369/14.2
95-96	27-25	122-282	.433	46-125	.368	93-126	.738	118/4.4	78/2/32	383/14.2
Career	104-92	443-1081	.410	101-299	.338	331-429	.772	440/4.2	342/3/145	1318/12.7



#44 JERRY BECK



#5 KEVIN KANASKIE



#12 SHAWN JONES



- 1,000-POINT SCORERS -

16. KEVIN KANASKIE - 1,251 CAREER POINTS

Year	G-GS	FGM-FGA	FG%	3FGM-3FGA	3FG%	FTM-FTA	FT%	Reb/Avg.	A/B/S	Points/Avg.
05-06	28-11	27-84	.321	17-52	.327	39-45	.867	64/2.3	74/0/26	110/3.9
06-07	32-32	114-308	.370	67-186	.360	95-123	.772	120/3.8	185/4/31	390/12.2
07-08	32-30	98-260	.377	61-163	.374	116-146	.795	129/4.0	106/0/39	373/11.7
08-09	32-32	108-292	.370	62-191	.325	100-117	.855	138/4.3	120/1/31	378/11.8
Career	124-105	347-944	.368	207-592	.350	350-431	.812	451/3.6	485/5/127	1251/10.1

17. BOB BURDEN - 1,242 CAREER POINTS

Year	G-GS	FGM-FGA	FG%	3FGM-3FGA	3FG%	FTM-FTA	FT%	Reb/Avg.	A/B/S	Points/Avg.
58-59	26-x	153-372	.411	---	---	111-162	.679	228/8.8	-/-	417/16.0
59-60	22-x	143-373	.383	---	---	148-203	.729	225/10.2	-/-	434/19.7
60-61	23-x	128-341	.375	---	---	135-197	.685	220/9.6	-/-	391/17.0
Career	71-x	424-1086	.390	---	---	394-562	.701	673/9.5	-/-	1242/17.5

18. JOHN PRICE - 1,215 CAREER POINTS

Year	G-GS	FGM-FGA	FG%	3FGM-3FGA	3FG%	FTM-FTA	FT%	Reb/Avg.	A/B/S	Points/Avg.
52-53	16-x	32-82	.390	---	---	31-55	.564	141/8.8	-/-	95/5.9
53-54	26-x	160-294	.544	---	---	157-240	.654	189/7.2	-/-	477/18.3
56-57	25-x	112-241	.465	---	---	157-230	.683	160/6.4	-/-	381/15.2
58-59	24-x	83-158	.525	---	---	96-145	.662	144/5.8	-/-	262/10.9
Career	91-x	387-775	.499	---	---	441-670	.658	634/7.0	-/-	1215/13.4

19. DONOVAN SIMS - 1,177 CAREER POINTS

Year	G-GS	FGM-FGA	FG%	3FGM-3FGA	3FG%	FTM-FTA	FT%	Reb/Avg.	A/B/S	Points/Avg.
17-18	28-4	16-31	.516	8-18	.444	7-8	.875	30/1.1	39/3/12	47/1.7
18-19	29-29	125-292	.428	55-152	.362	41-55	.745	123/4.2	88/2/45	346/11.9
19-20	31-31	93-260	.358	47-142	.331	41-57	.719	95/3.1	100/4/46	274/8.8
20-21	15-9	24-76	.316	12-42	.286	19-25	.760	37/2.5	22/1/10	79/5.3
21-22	37-37	147-369	.398	55-165	.333	82-93	.882	168/4.5	100/2/43	431/11.6
Career	140-110	405-1028	.394	177-519	.341	190-238	.798	453/3.2	349/12/150	1177/8.4

20. WARREN KIDD - 1,165 CAREER POINTS

Year	G-GS	FGM-FGA	FG%	3FGM-3FGA	3FG%	FTM-FTA	FT%	Reb/Avg.	A/B/S	Points/Avg.
90-91	30-30	173-247	.700	0-0	.000	55-103	.534	370/12.3	26/70/8	401/13.4
91-92	27-27	156-235	.664	0-0	.000	62-106	.585	292/10.8	37/62/15	374/13.9
92-93	26-26	167-265	.630	0-0	.000	56-98	.571	386/14.8	38/53/34	390/15.0
Career	83-83	496-747	.664	0-0	.000	173-307	.564	1048/12.6	101/185/57	1165/14.0

21. KIM COOKSEY - 1,160 CAREER POINTS

Year	G-GS	FGM-FGA	FG%	3FGM-3FGA	3FG%	FTM-FTA	FT%	Reb/Avg.	A/B/S	Points/Avg.
84-85	31-31	228-486	.469	---	---	81-112	.723	148/4.8	73/1/39	537/17.3
85-86	33-33	278-589	.472	---	---	67-96	.698	133/4.0	95/5/48	623/18.9
Career	64-64	506-1075	.471	---	---	148-208	.712	281/4.4	168/6/87	1160/18.1

22. HARRY GUPTON - 1,154 CAREER POINTS

Year	G-GS	FGM-FGA	FG%	3FGM-3FGA	3FG%	FTM-FTA	FT%	Reb/Avg.	A/B/S	Points/Avg.
48-49				---	---				-/-	
49-50				---	---				-/-	
50-51				---	---				-/-	
51-52				---	---				-/-	
Career	104-x	476-		---	---	202-323	.625		-/-	1154/11.1

23. TYRUS BAYNHAM - 1,125 CAREER POINTS

Year	G-GS	FGM-FGA	FG%	3FGM-3FGA	3FG%	FTM-FTA	FT%	Reb/Avg.	A/B/S	Points/Avg.
85-86	32-19	163-308	.529	---	---	27-44	.614	98/3.1	29/7/14	353/11.0
86-87	29-24	127-275	.462	4-8	.500	44-60	.733	111/3.8	60/11/16	302/10.4
87-88	34-33	196-407	.482	8-30	.267	70-100	.700	142/4.2	93/12/20	470/13.8
Career	95-76	486-990	.491	12-38	.316	141-204	.691	351/3.7	182/30/50	1125/11.8



- 1,000-POINT SCORERS -

24. SHAWN JONES - 1,120 CAREER POINTS

Year	G-GS	FGM-FGA	FG%	3FGM-3FGA	3FG%	FTM-FTA	FT%	Reb/Avg.	A/B/S	Points/Avg.
10-11	32-2	52-103	.505	0-0	.000	26-38	.684	75/2.3	8/20/10	130/4.1
11-12	32-1	98-178	.551	0-1	.000	38-65	.585	104/3.3	7/37/14	234/7.3
12-13	34-26	114-229	.498	0-0	.000	61-96	.635	182/5.4	14/43/11	289/8.5
13-14	33-33	183-317	.577	0-1	.000	101-147	.687	279/8.5	20/63/30	467/14.2
Career	131-62	447-827	.541	0-2	.000	226-346	.653	640/4.9	49/163/65	1120/8.5

25. FRED ALLEN - 1,108 CAREER POINTS

Year	G-GS	FGM-FGA	FG%	3FGM-3FGA	3FG%	FTM-FTA	FT%	Reb/Avg.	A/B/S	Points/Avg.
73-74	26-x	174-422	.412	---	---	82-111	.739	64/2.5	63/-/-	430/16.5
74-75	27-x	116-253	.458	---	---	59-81	.728	80/3.0	62/-/-	291/10.8
75-76	28-x	149-339	.440	---	---	89-108	.824	77/2.8	78/-/-	387/13.8
Career	81-x	439-1014	.433	---	---	230-300	.767	221/2.7	203/-/-	1108/13.7

26. DOUG SHRADER - 1,094 CAREER POINTS

Year	G-GS	FGM-FGA	FG%	3FGM-3FGA	3FG%	FTM-FTA	FT%	Reb/Avg.	A/B/S	Points/Avg.
52-53	12-	23-82	.280	---	---	24-39	.615	36/3.0	-/-/-	66/5.5
53-54	24-x	48-138	.348	---	---	33-62	.532	72/3.0	-/-/-	129/5.4
54-55	27-x	198-482	.411	---	---	124-185	.670	205/7.6	-/-/-	524/19.4
55-56	21-x	139-351	.396	---	---	97-144	.674	146/7.0	-/-/-	375/17.9
Career	84-x	408-1053	.387	---	---	278-430	.647	459/5.5	-/-/-	1094/13.0

27. CHRIS HARRIS - 1,070 CAREER POINTS

Year	G-GS	FGM-FGA	FG%	3FGM-3FGA	3FG%	FTM-FTA	FT%	Reb/Avg.	A/B/S	Points/Avg.
78-79	27-x	121-224	.540	---	---	78-131	.595	176/6.5	15/-/-	320/11.9
79-80	26-x	126-245	.514	---	---	58-96	.604	189/7.2	17/-/-	310/11.9
80-81	27-24	84-150	.560	---	---	44-79	.557	151/5.6	8/6/23	212/7.9
81-82	30-30	86-174	.494	---	---	56-94	.596	191/6.4	27/5/20	228/7.6
Career	110-x	417-793	.526	---	---	236-400	.590	707/6.4	67/11/43	1070/9.7

28. LEE NOSSE - 1,056 CAREER POINTS

Year	G-GS	FGM-FGA	FG%	3FGM-3FGA	3FG%	FTM-FTA	FT%	Reb/Avg.	A/B/S	Points/Avg.
97-98	28-1	29-65	.446	5-12	.417	19-25	.760	67/2.4	8/19/7	82/2.9
98-99	28-27	101-203	.298	13-37	.351	77-103	.748	150/5.4	39/55/23	292/10.4
99-00	28-23	95-199	.477	6-22	.273	83-93	.892	122/4.4	40/38/31	279/10.0
00-01	4-4	14-23	.609	1-5	.200	8-11	.727	14/3.5	4/9/3	37/9.3
01-02	29-29	135-254	.531	25-65	.385	71-83	.855	218/7.5	45/45/25	366/12.6
Career	117-84	374-744	.503	50-141	.355	258-315	.819	571/4.9	136/166/89	1056/9.0

29. KEN RILEY - 1,043 CAREER POINTS

Year	G-GS	FGM-FGA	FG%	3FGM-3FGA	3FG%	FTM-FTA	FT%	Reb/Avg.	A/B/S	Points/Avg.
67-68	24-x	131-280	.468	---	---	63-140	.450	338/14.1	-/-/-	325/13.5
69-70	26-x	128-261	.490	---	---	60-126	.476	289/11.2	-/-/-	316/12.2
70-71	26-x	165-334	.494	---	---	72-144	.500	297/11.4	35/-/-	402/15.5
Career	76-x	424-875	.485	---	---	195-410	.476	924/12.2	35/-/-	1043/13.7

30. RENDER CARDEN - 1,034 CAREER POINTS

Year	G-GS	FGM-FGA	FG%	3FGM-3FGA	3FG%	FTM-FTA	FT%	Reb/Avg.	A/B/S	Points/Avg.
53-54	25-x	55-151	.364	---	---	39-56	.696	118/4.7	-/-/-	149/5.9
54-55	26-x	198-415	.477	---	---	148-191	.775	323/12.4	-/-/-	544/20.9
55-56	21-x	124-321	.386	---	---	93-135	.689	243/11.6	-/-/-	341/16.2
Career	72-x	377-887	.425	---	---	280-382	.733	684/9.5	-/-/-	1034/14.4





- 1,000-POINT SCORERS -

31. LEROY COLEMAN - 1,032 CAREER POINTS

Year	G-GS	FGM-FGA	FG%	3FGM-3FGA	3FG%	FTM-FTA	FT%	Reb/Avg.	A/B/S	Points/Avg.
76-77	29-x	64-124	.516	---	---	23-40	.575	92/3.2	14/-/-	151/5.2
77-78	25-x	53-105	.505	---	---	18-31	.581	68/2.7	14/-/-	124/5.0
78-79	27-x	160-324	.494	---	---	60-81	.741	167/6.2	52/-/-	380/14.1
79-80	26-x	165-345	.478	---	---	47-63	.746	110/4.2	51/-/-	377/14.5
Career	107-x	442-898	.492	---	---	148-215	.688	437/4.1	131/-/-	1032/9.6

32. JT SULTON - 1,019 CAREER POINTS

Year	G-GS	FGM-FGA	FG%	3FGM-3FGA	3FG%	FTM-FTA	FT%	Reb/Avg.	A/B/S	Points/Avg.
09-10	33-12	61-123	.496	0-4	.000	37-56	.661	128/3.9	3/6/15	159/4.8
10-11	32-28	111-234	.474	8-17	.471	69-95	.726	161/5.0	16/17/29	299/9.3
11-12	34-33	129-242	.533	0-7	.000	92-124	.742	178/5.2	24/21/25	350/10.3
12-13	34-22	74-159	.465	0-2	.000	63-88	.716	134/3.9	14/21/19	211/6.2
Career	133-95	375-758	.495	8-30	.267	261-363	.719	601/4.5	57/65/88	1019/7.7

33. RONI BAILEY - 1,016 CAREER POINTS

Year	G-GS	FGM-FGA	FG%	3FGM-3FGA	3FG%	FTM-FTA	FT%	Reb/Avg.	A/B/S	Points/Avg.
94-95	27-23	111-268	.414	13-43	.302	46-67	.687	165/6.1	80/1/37	281/10.4
95-96	27-21	119-248	.480	8-25	.320	34-51	.667	142/5.3	52/1/26	280/10.4
96-97	31-31	177-358	.494	34-99	.343	67-91	.736	189/6.1	84/3/49	455/14.7
Career	85-75	407-874	.466	55-167	.329	147-209	.703	496/5.8	216/5/112	1016/12.0

34. CHARLES HARMENING - 1,006 CAREER POINTS

Year	G-GS	FGM-FGA	FG%	3FGM-3FGA	3FG%	FTM-FTA	FT%	Reb/Avg.	A/B/S	Points/Avg.
46-47				---	---				-/-/-	
47-48				---	---				-/-/-	
48-49				---	---				-/-/-	
49-50				---	---				-/-/-	
Career				---	---				-/-/-	1006/-



#30 JT SULTON



#3 DONOVAN SIMS



- TEAM RECORDS -

POINTS

Game

1.	vs. Tennessee Wesleyan (12/8/88)	143
2.	vs. Alabama State (1/15/86)	132
t3.	vs. Cumberland (12/2/87)	127
t3.	vs. Sue Bennett (12/29/96)	127
5.	vs. Maryville (11/5/19)	119

Season

1.	1988-89 (31 games)	2,810
2.	1985-86 (34 games)	2,788
3.	2021-22 (37 games)	2,771
4.	1997-98 (34 games)	2,763
5.	2016-17 (36 games)	2,697

POINTS - BOTH TEAMS

Game

1.	East Tennessee 123, MT 106 (2/22/60)	229
2.	MT 132, Alabama State 101 (1/15/86)	223
3.	MT 125, Austin Peay 95 (1/23/65)	220
4.	MT 111, Austin Peay 105 (2/23/89)	216
5.	Three Times	212

SCORING AVERAGE

Season

1.	1988-89 (31 games)	90.6
2.	1973-74 (26 games)	86.1
3.	1986-87 (29 games)	85.8
4.	1974-75 (28 games)	85.6
5.	1968-69 (26 games)	84.6

REBOUNDS

Game

1.	vs. Austin Peay (1/23/65)	85
2.	vs. Mississippi Valley State (12/7/91)	70
3.	vs. Belmont (12/7/85)	69
4.	vs. Culver Stockton (1/2/78)	65
5.	vs. Morehead State (1/6/79)	64

Season

1.	1968-69 (26 games)	1,685
2.	1974-75 (28 games)	1,389
3.	1969-70 (26 games)	1,361
4.	1985-86 (34 games)	1,357
5.	1964-65 (24 games)	1,351

REBOUNDING AVERAGE

Season

1.	1968-69 (26 games)	64.8
2.	1957-58 (21 games)	58.8

3.	1964-65 (24 games)	56.3
4.	1967-68 (24 games)	54.0
t5.	1955-56 (21 games)	52.3
t5.	1969-70 (26 games)	52.3

FIELD GOALS MADE

Game

1.	vs. Tennessee Wesleyan (12/8/88)	58
t2.	vs. Freed-Hardeman (1/2/86)	51
t2.	vs. St. Bernard (12/1/73)	51
t2.	vs. Cumberland (12/2/87)	51
t5.	vs. Alabama State (1/15/86)	50
t5.	vs. Tennessee Tech (2/2/87)	50

Season

1.	1985-86 (34 games)	1,160
2.	1988-89 (31 games)	1,086
3.	1987-88 (34 games)	1,048
4.	2016-17 (36 games)	1,014
5.	1986-87 (29 games)	986

FIELD GOALS ATTEMPTED

Game

1.	vs. Tennessee Wesleyan (12/8/88)	93
2.	vs. Alabama State (1/15/86)	89
t3.	vs. Cumberland (12/2/87)	88
t3.	vs. Charlotte (12/18/87)	87
5.	vs. Southern (1/6/894)	85

Season

1.	1985-86 (34 games)	2,284
2.	1988-89 (31 games)	2,216
3.	1968-69 (26 games)	2,180
4.	1987-88 (34 games)	2,162
5.	2021-22 (37 games)	2,140

FIELD GOAL PERCENTAGE

Game

	(minimum 30 made)	
1.	at UCLA (11/15/11)	.714 (35-49)
2.	at Tennessee Tech (1/8/81)	.689 (31-45)
3.	at Austin Peay (1/12/87)	.684 (39-57)
4.	at Oral Roberts (11/27/95)	.673 (33-49)
5.	vs. UT Martin (2/26/00)	.660 (35-53)

Season

1.	1977-78	.511 (739-1,445)
2.	1985-86	.508 (1,160-2,284)
3.	1978-79	.499 (782-1,566)
4.	1980-81	.499 (737-1,477)
5.	1986-87	.497 (986-1,985)





- TEAM RECORDS -

3-POINT FIELD GOALS MADE

Game

1.	at Southern Miss (2/13/16)	16
t2.	vs. Eastern Kentucky (2/3/00)	15
t2.	vs. Houston Baptist (2/13/10)	15
t2.	vs. Rice (2/8/18)	15
t2.	at WKU (1/29/22)	15
t2.	at UAB (2/5/22)	15

Season

1.	2021-22 (37 games)	302
2.	2015-16 (35 games)	279
3.	1996-97 (31 games)	261
4.	2019-20 (31 games)	255
5.	2014-15 (36 games)	242

3-POINT FIELD GOALS ATTEMPTED

Game

1.	vs. WKU (2/26/22)	36
t2.	at Old Dominion (1/2/20)	35
t2.	at Murray State (12/4/21)	35
4.	vs. Southern Miss (3/7/20)	34
t5.	vs. Southeast Missouri (1/18/97)	33
t5.	vs. Central Florida (12/12/00)	33
t5.	vs. Houston Baptist (2/13/10)	33
t5.	vs. Rice (2/8/20)	33
t5.	at Marshall (2/12/21)	33
t5.	vs. Coastal Carolina (12/19/21)	33

Season

1.	2019-20 (31 games)	763
2.	2015-16 (35 games)	716
3.	1996-97 (31 games)	682
4.	2014-15 (36 games)	675
5.	2018-19 (32 games)	651

3-POINT FIELD GOAL PERCENTAGE

Game

(minimum 10 made)

1.	at UCLA (11/15/11)	.909 (10-11)
2.	vs. Trevecca (11/14/08)	.667 (12-18)
t3.	vs. UT Martin (2/26/00)	.647 (11-17)
t3.	vs. Arkansas State (1/24/02)	.647 (11-17)
5.	at Southern Miss (2/13/16)	.593 (16-27)

Season

1.	1986-87 (29 games)	.438 (53-121)
2.	1988-89 (31 games)	.413 (142-344)
3.	1987-88 (34 games)	.408 (133-326)
4.	2015-16 (35 games)	.390 (279-716)
5.	2001-02 (29 games)	.383 (261-682)

FREE THROWS MADE

Game

1.	vs. Eastern Kentucky (2/18/57)	44
2.	vs. Louisiana (1/8/11)	41
3.	vs. Tennessee State (12/5/04)	35
t4.	vs. Akron (1/11/88)	34
t4.	vs. Chattanooga (12/14/96)	34
t4.	vs. UNC Wilmington (3/23/22)	34

Season

1.	2010-11 (32 games)	584
2.	1956-57 (25 games)	584
3.	1959-60 (23 games)	580
3.	2021-22 (37 games)	543
4.	1987-88 (34 games)	534

FREE THROWS ATTEMPTED

Game

1.	vs. Eastern Kentucky (2/18/57)	63
2.	vs. Louisiana (1/8/11)	49
3.	vs. UNC Wilmington (3/23/22)	46
t4.	vs. Akron (1/11/88)	44
t4.	vs. Austin Peay (1/28/83)	44
t4.	vs. Austin Peay (3/6/87)	44
t4.	vs. Arkansas State (1/15/04)	44
t4.	vs. Tennessee State (12/5/04)	44

Season

1.	1956-57 (25 games)	881
2.	2011-12 (34 games)	838
3.	2010-11 (32 games)	823
4.	1959-60 (23 games)	796
5.	2012-13 (34 games)	760

FREE THROW PERCENTAGE

Game

(minimum 15 made)

1.	vs. Florida Atlantic (3/7/15)	1.000 (18-18)
2.	vs. Kennesaw State (12/16/88)	1.000 (16-16)
3.	vs. Murray State (11/18/14)	.960 (24-25)
t4.	vs. Murray State (11/13/17)	.955 (21-22)
t4.	vs. LA Tech (2/17/18)	.955 (21-22)

Season

1.	1988-89 (31 games)	.760 (496-653)
2.	2021-22 (37 games)	.756 (543-718)
3.	2017-18 (33 games)	.742 (434-585)
4.	1986-87 (29 games)	.740 (462-624)
5.	1976-77 (29 games)	.734 (475-647)



- TEAM RECORDS -

ASSISTS

Game

1.	vs. Tennessee Wesleyan (12/8/88)	37
2.	vs. Freed-Hardeman (1/2/86)	36
t3.	vs. Alabama State (1/15/86)	34
t3.	vs. Urbana (12/19/84)	34
t5.	vs. Tennessee Tech (2/2/87)	32
t5.	vs. Trevecca (11/14/08)	32

Season

1.	1985-86 (34 games)	673
2.	2016-17 (36 games)	553
3.	1988-89 (31 games)	533
4.	1986-87 (29 games)	531
5.	1987-88 (34 games)	527

ASSISTS AVERAGE

Season

1.	1985-86 (34 games)	19.8
2.	1986-87 (29 games)	18.3
3.	1999-00 (28 games)	17.3
4.	1988-89 (31 games)	17.2
5.	1996-97 (31 games)	16.7

STEALS

Game

1.	vs. at Tennessee (12/10/99)	22
t2.	vs. North Texas (1/6/01)	19
t2.	vs. UAB (12/22/98)	19
t2.	vs. Sue Bennett (12/29/96)	19
t5.	vs. Southeast Missouri (1/18/97)	18
t5.	vs. Freed-Hardeman (1/2/86)	18
t5.	vs. Bryan College (11/17/01)	18
t5.	vs. Montreat (11/27/96)	18

Season

1.	2021-22 (37 games)	295
2.	1998-99 (31 games)	294
3.	1985-86 (34 games)	287
4.	1999-00 (28 games)	278
5.	2010-11 (32 games)	277

STEALS AVERAGE

Season

1.	1999-00 (28 games)	9.9
2.	1998-99 (31 games)	9.5
t3.	2010-11 (32 games)	8.7
t3.	1994-95 (27 games)	8.7
t5.	1985-86 (34 games)	8.4
t5.	1993-94 (27 games)	8.4

BLOCKS

Game

t1.	vs. Kennesaw State (11/26/90)	12
t1.	vs. WKU (2/26/04)	12
t2.	at Murray State (12/4/21)	10
t4.	vs. Morehead State (1/25/92)	9
t4.	vs. Little Rock (1/26/02)	9
t4.	vs. Tennessee State (1/28/91)	9
t4.	vs. IUPUI (11/21/01)	9
t4.	vs. Mississippi Valley State (11/23/90)	9
t4.	vs. South Carolina State (11/29/90)	9
t4.	vs. Cumberland (12/2/87)	9
t4.	vs. Tennessee Wesleyan (12/2/04)	9
t4.	vs. Belmont (12/13/11)	9

Season

1.	2021-22 (37 games)	158
2.	2011-12 (34 games)	150
3.	1990-91 (30 games)	143
4.	2012-13 (34 games)	128
5.	2015-16 (35 games)	123

BLOCKS AVERAGE

Season

1.	1990-91 (30 games)	4.8
2.	2011-12 (34 games)	4.4
3.	1991-92 (27 games)	3.9
4.	2012-13 (34 games)	3.7
t5.	2010-11 (32 games)	3.6
t5.	1999-00 (28 games)	3.6

MOST TURNOVERS

Game

1.	vs. Cincinnati (1/6/92)	33
2.	vs. Tennessee Tech (2/12/00)	30
3.	vs. IPFW (1/31/02)	28
t4.	vs. South Alabama (12/20/91)	27
t4.	vs. Georgia Southern (12/20/90)	27
t4.	vs. East Tennessee State (11/27/20)	27

Season

1.	1973-74 (26 games)	542
2.	1998-99 (31 games)	540
3.	1974-75 (28 games)	533
4.	1975-76 (28 games)	532
5.	1976-77 (29 games)	526





- TEAM RECORDS -

FEWEST TURNOVERS

Game

t1.	vs. Toledo (11/26/16)	4
t1.	vs. WKU (2/16/17)	4
t1.	vs. Mars Hill (11/13/19)	4
t4.	vs. Arkansas State (12/22/88)	5
t4.	vs. Belmont (12/14/16)	5
t4.	at North Texas (1/7/17)	5
t4.	vs. North Texas (2/10/18)	5

Season

1.	2020-21 (23 games)	345
2.	1989-90 (28 games)	364
3.	1979-80 (26 games)	365
4.	1983-84 (27 games)	371
5.	2008-09 (32 games)	371

FOULS

Game

1.	vs. Eastern Kentucky (2/20/89)	49
t2.	vs. Louisiana (1/8/11)	34
t2.	vs. St. Bonaventure (12/30/93)	34
t2.	vs. Cleveland State (1/6/90)	34
t5.	vs. Morehead State (1/6/79)	33
t5.	vs. Evansville (12/18/10)	33

Season

1.	2010-11 (32 games)	756
2.	2015-16 (35 games)	702
3.	2012-13 (34 games)	700
4.	2009-10 (33 games)	696
5.	1988-89 (31 games)	685

FEWEST FOULS

Season

1.	1961-62 (18 games)	355
2.	2020-21 (23 games)	373
3.	1955-56 (21 games)	411
4.	1957-58 (21 games)	419
5.	1963-64 (21 games)	424

MOST DISQUALIFICATIONS

Season

1.	1964-65 (23 games)	34
2.	1993-94 (27 games)	31
3.	1978-79 (27 games)	30
4.	1966-67 (25 games)	29
5.	2010-11 (32 games)	28

FEWEST DISQUALIFICATIONS

Season

1.	1983-84 (27 games)	5
2.	2016-17 (36 games)	5
3.	2020-21 (23 games)	6
t4.	2012-13 (34 games)	7
t4.	2011-12 (34 games)	7

DUNKS

Season

1.	2021-22 (37 games)	263
2.	2018-19 (32 games)	160
3.	2016-17 (36 games)	152
4.	2017-18 (33 games)	122
5.	2019-20 (31 games)	93



- COACHING RECORDS -

MOST GAMES COACHED

1.	Kermit Davis (2002-18)	520
2.	Jimmy Earle (1969-79)	267
3.	Bruce Stewart (1984-91)	217
4.	Charles N. Greer (1949-56)	179
5.	Randy Wiel (1997-02)	174
6.	Stan Simpson (1979-84)	137
7.	Ed Diddle Jr. (1956-62)	136
8.	David Farrar (1991-96)	134
9.	Nick McDevitt (2018-Present)	123
10.	Ken Trickey (1965-69)	99

MOST WINS

1.	Kermit Davis (2002-18)	332-188
2.	Jimmy Earle (1969-79)	164-103
3.	Bruce Stewart (1984-91)	141-76
4.	Randy Wiel (1997-02)	84-90
5.	Charles N. Greer (1949-56)	76-103
6.	Stan Simpson (1979-84)	71-66
7.	David Farrar (1991-96)	61-73
8.	Ed Diddle Jr. (1956-62)	56-80
9.	Nick McDevitt (2018-Present)	50-73
10.	Frank Faulkinberry (1926-33)	48-42
11.	Ken Trickey (1965-69)	45-54
12.	Alfred B. Miles (1913-15, 1922-24)	27-6
13.	Bill Stokes (1962-65)	26-42
14.	E.W. Midgett (1939-42)	25-35
15.	E.K. Patty (1946-48)	24-20
16.	Johnny "Red" Floyd (1935-39)	17-33
17.	Guy Stephenson (1924-26)	15-11
18.	Charles Murphy (1948-49)	11-12
19.	E.M. Waller (1933-35)	7-13
20.	O.L. Freeman (1945-46)	4-2

BEST WINNING PERCENTAGE

1.	Bruce Stewart (1984-91)	.650
2.	Kermit Davis (2002-18)	.638
3.	Jimmy Earle (1969-79)	.614
4.	Frank Faulkinberry (1926-33)	.533
5.	Stan Simpson (1979-84)	.518
6.	Randy Wiel (1997-02)	.483
7.	David Farrar (1991-96)	.455
8.	Ken Trickey (1965-69)	.455
9.	Charles N. Greer (1949-56)	.425
10.	E.W. Midgett (1939-42)	.417

MOST CONFERENCE WINS

1.	Kermit Davis (2002-18)	185-83
2.	Jimmy Earle (1969-79)	72-66
3.	Bruce Stewart (1984-91)	61-32
4.	Randy Wiel (1996-02)	49-53
t5.	Stan Simpson (1979-84)	33-37
t5.	David Farrar (1991-96)	33-45
7.	Nick McDevitt (2018-Present)	28-42

t8.	Ed Diddle Jr. (1956-62)	18-50
t8.	Ken Trickey (1965-69)	18-38
10.	Bill Stokes (1962-65)	13-27

BEST CONFERENCE WINNING PERCENTAGE

1.	Kermit Davis (2002-18)	.690
2.	Bruce Stewart (1984-91)	.656
3.	Jimmy Earle (1969-79)	.522
4.	Randy Wiel (1996-02)	.480
5.	Stan Simpson (1979-84)	.471
6.	David Farrar (1991-96)	.423
7.	Nick McDevitt (2018-Present)	.400
8.	Bill Stokes (1962-65)	.325
9.	Ken Trickey (1965-69)	.321
10.	Ed Diddle Jr. (1956-62)	.265

MOST HOME WINS

1.	Kermit Davis (2002-18)	178-53
2.	Jimmy Earle (1969-79)	108-35
3.	Bruce Stewart (1984-91)	85-18
4.	Randy Wiel (1996-02)	57-24
5.	David Farrar (1991-96)	44-23
6.	Stan Simpson (1979-84)	43-21
7.	Nick McDevitt (2018-Present)	34-21
8.	Ed Diddle Jr. (1956-62)	34-33
9.	Ken Trickey (1965-69)	29-19
10.	Bill Stokes (1962-65)	18-16

BEST HOME WINNING PERCENTAGE

1.	Bruce Stewart (1984-91)	.825
2.	Kermit Davis (2002-18)	.771
3.	Jimmy Earle (1969-79)	.755
4.	Randy Wiel (1996-02)	.704
5.	Stan Simpson (1979-84)	.672
6.	David Farrar (1991-96)	.657
7.	Nick McDevitt (2018-Present)	.618
8.	Ken Trickey (1965-69)	.604
9.	Bill Stokes (1962-65)	.529
19.	Ed Diddle Jr. (1956-62)	.507

MOST NCAA TOURNAMENTS

t1.	Kermit Davis (2002-18)	3
t1.	Bruce Stewart (1984-91)	3
3.	Jimmy Earle (1969-79)	2
4.	Stan Simpson (1979-84)	1

MOST CONFERENCE TITLES

1.	Kermit Davis (2002-18)	8
2.	Bruce Stewart (1984-91)	5
3.	Jimmy Earle (1969-79)	4
t4.	Stan Simpson (1979-84)	1
t4.	Nick McDevitt (2018-Present)	1





- MISCELLANEOUS RECORDS -

BEST WINNING PERCENTAGE

1.	2016-17	.861 (31-5)
2.	2012-13	.848 (28-6)
3.	1974-75	.821 (23-5)
4.	2011-12	.794 (27-7)
5.	1986-87	.759 (22-7)

MOST WINS

1.	2016-17	31
2.	2012-13	28
3.	2011-12	27
4.	2021-22	26
t5.	2015-16	25
t5.	2017-18	25

MOST LOSSES

1.	2019-20	23
2.	2000-01	22
3.	2018-19	21
4.	1982-83	20
t5.	1998-99	19
t5.	1993-94	19

MOST CONSECUTIVE WINS

1.	2012-13	17
2.	1985-86	14
3.	1974-75	13
t4.	1980-81	12
t4.	2011-12	12
t6.	2016-17	11
t6.	2017-18	11
t8.	1973-74	10
t8.	2016-17	10

MOST CONSECUTIVE HOME WINS

1.	12/11/73-1/7/76	34
2.	12/7/85-2/9/87	23
3.	11/9/12-11/30/13	22
4.	1/25/88-12/16/89	20
5.	2/5/21-Present	17
5.	1/18/97-2/5/98	14
6.	11/22/11-3/13/12	13
7.	2/8/68-1/11/69	12

MOST CONSECUTIVE ROAD WINS

1.	1/5/13-3/10/13	9
2.	12/3/80-1/15/81	6
t3.	12/31/06-1/20/07	5
t3.	1/21/91-2/11/91	5
t3.	1/6/86-2/1/86	5
t3.	1/7/78-2/13/78	5
t3.	1/7/75-2/1/75	5

t3.	1/5/17-2/2/17	5
t3.	1/20/18-2/17/18	5

MOST CONSECUTIVE LOSSES

1.	2000-01	15
2.	2018-19	13
3.	2019-20	11
t4.	1982-83	9
t4.	1962-63	9

BEST HOME RECORD (BY WINS)

1.	2012-13	16-0
2.	1987-88	16-3
3.	2021-22	15-0
4.	2011-12	15-2
5.	1985-86	14-0

BEST ROAD RECORD (BY WINS)

1.	2017-18	12-2
2.	2016-17	11-2
3.	2012-13	11-3
4.	2011-12	11-5
5.	1986-87	9-4

BEST LEAGUE RECORD (BY WINS)

1.	2012-13	19-1
2.	2016-17	17-1
3.	2017-18	16-2
4.	2011-12	14-2
t5.	2009-10	13-5
t5.	2015-16	13-5
t5.	2021-22	13-5

BEST LEAGUE HOME RECORD (BY WINS)

1.	2012-13	10-0
t2.	2016-17	9-0
t2.	2021-22	9-0
4.	2011-12	8-0
t5.	1996-97	8-1
t5.	2017-18	8-1

LARGEST WINNING MARGIN

1.	MT 143, Tennessee Wesleyan 68 (12/8/88)	75
2.	MT 127, Cumberland 57 (12/2/87)	70
3.	MT 118, Freed-Hardeman 52 (1/2/86)	66
4.	MT 119, Maryville 61 (11/5/19)	58
5.	MT 127, Sue Bennett 50 (12/29/96)	57



- MISCELLANEOUS RECORDS -

LARGEST LOSING MARGIN

1.	Tennessee 109, MT 40 (11/20/07)	69
2.	Morehead State 123, MT 68 (2/24/55)	55
t3.	North Carolina 99, MT 49 (2/1/97)	50
t3.	WKU 134, MT 84 (1/30/65)	50
5.	Alabama 103, MT 58 (11/29/82)	45

BEST UNBEATEN STARTS

t1.	1976-77	5-0
t1.	1986-87	5-0
t3.	1945-46	4-0
t3.	1946-47	4-0
t3.	1968-69	4-0
t3.	1994-95	4-0
t3.	2011-12	4-0
t3.	2013-14	4-0
t9.	1924-25	3-0
t9.	1951-52	3-0
t9.	1959-60	3-0
t9.	1965-66	3-0
t9.	1970-71	3-0
t9.	2001-02	3-0
t9.	2019-20	3-0

BEST ONE-LOSS STARTS

1.	1980-81	12-1
t2.	1922-23	11-1
t2.	1929-30	11-1
4.	2016-17	10-1
5.	2011-12	8-1
t6.	1986-87	7-1
t6.	2017-18	7-1
t6.	2021-22	7-1
t9.	1968-69	6-1
t9.	1976-77	6-1
t9.	2013-14	6-1





- MURPHY CENTER RECORDS -

POINTS

Individual

Milton Dean vs. Southeast Missouri (1/14/94) 41

Team

vs. Tennessee Wesleyan (12/8/88) 143

REBOUNDS

Individual

George Sorrell vs. St. Bernard (12/1/73) 21

Warren Kidd vs. Mississippi Valley State (11/23/90) 21

Team

vs. St. Bernard (12/1/73) 75

FIELD GOALS MADE

Individual

Steve Peeler vs. Murray State (1/29/73) 15

Jerry Beck vs. Westmar (12/20/80) 15

Randy Henry vs. Boston College (3/26/88) 15

Team

vs. Tennessee Wesleyan (12/8/88) 58

FIELD GOALS ATTEMPTED

Individual

Milton Dean vs. Minnesota (12/3/93) 28

Team

vs. St. Bernard (12/1/73) 112

FIELD GOAL PERCENTAGE

Individual (minimum 10 made)

Jerry Beck vs. Bluefield (12/18/79) .929 (13-14)

Chris Rainey vs. Eastern Kentucky (2/12/88) .929 (13-14)

Team (minimum 30 made)

vs. UT Martin (2/26/00) .660 (35-53)

3-POINT FIELD GOALS MADE

Individual

James Washington vs. Houston Baptist (2/13/10) 10

Team

vs. Rice (2/8/18) 15

3-POINT FIELD GOALS ATTEMPTED

Individual

Milton Dean vs. Minnesota (12/3/93) 17

James Washington vs. Houston Baptist (2/13/10) 17

Team

vs. WKU (2/26/22) 36

3-POINT FIELD GOAL PERCENTAGE

Individual (minimum 4 made)

Chris Rainey vs. Virginia Tech (11/21/87) 1.000 (6-6)

Chris Rainey vs. Wright State (2/8/89) 1.000 (6-6)

Freddie Martinez vs. Tennessee State (12/9/00) 1.000 (6-6)

Kevin Kanaskie vs. Trevecca (11/14/08) 1.000 (6-6)

Tyrik Dixon vs. WKU (1/14/17) 1.000 (5-5)

Team (minimum 6 made)

vs. Virginia Tech (11/21/87) .875 (7-8)

FREE THROWS MADE

Individual

Aylton Tesch vs. Eastern Illinois (2/5/98) 18

Team

vs. Akron (1/11/88) 34

FREE THROWS ATTEMPTED

Individual

Aylton Tesch vs. Eastern Illinois (2/5/98) 23

Team

vs. Austin Peay (1/28/83) 44

vs. Akron (1/11/88) 44

vs. North Texas (12/31/09) 44

FREE THROW PERCENTAGE

Individual (minimum 10 made)

Sleepy Taylor vs. Eastern Kentucky (1/9/78) 1.000 (13-13)

Sleepy Taylor vs. Tennessee Tech (2/8/75) 1.000 (12-12)

Sleepy Taylor vs. Tennessee Tech (2/5/77) 1.000 (11-11)

Sleepy Taylor vs. Austin Peay (1/21/78) 1.000 (10-10)

Nick King vs. FGCU (11/21/17) 1.000 (10-10)

Team (minimum 12 made)

vs. Kennesaw State (11/28/88) 1.000 (16-16)



- MURPHY CENTER RECORDS -

**BLUE
RAIDER**

BASKETBALL

ASSISTS

Individual

James Johnson vs. Freed-Hardeman (1/2/86) 20

Team

vs. Tennessee Wesleyan (12/8/88) 37

STEALS

Individual

Roni Bailey vs. Montreat (11/27/96) 9

Team

vs. North Texas (1/6/01) 19

vs. Sue Bennett (12/29/96) 19

BLOCKS

Individual

Alex Weekes vs. WKU (2/26/04) 8

Team

vs. Kennesaw State (11/26/90) 12

vs. WKU (2/26/04) 12

MOST CONSECUTIVE 3-POINTERS MADE

Individual

Freddie Martinez 9

MOST CONSECUTIVE FREE THROWS MADE

Individual

Nod Carter (1/13/96-1/29/96) 32

LARGEST CROWDS

1. vs. WKU (2/26/04) 11,807
2. vs. Tennessee (11/21/08) 11,802
3. vs. Tennessee Tech (2/8/75) 11,800
4. vs. Austin Peay (1/26/74) 11,600
- t5. vs. WKU (3/1/75) 11,520
- t5. vs. Tennessee (3/18/88) 11,520
7. vs. Tennessee Tech (2/3/86) 11,500
8. vs. North Carolina (11/30/98) 11,380
9. vs. WKU (3/1/18) 11,307
10. vs. Austin Peay (1/27/75) 10,800



HISTORY/RECORDS



- CONFERENCE USA GAME RECORDS -

POINTS

Individual

Reggie Upshaw vs. UAB (1/1/917) 34

Team

vs. Marshall (2/18/17) 97

REBOUNDS

Individual

Shawn Jones at UAB (3/6/14) 18

Team

vs. Marshall (1/12/17) 58

FIELD GOALS MADE

Individual

JaCorey Williams vs. WKU (1/14/17) 12

Giddy Potts vs. Florida Atlantic (3/4/17) 12

Donovan Sims at Southern Miss (1/10/19) 12

Team

vs. North Texas (1/21/16) 37

FIELD GOALS ATTEMPTED

Individual

Nick King at Charlotte (2/3/18) 25

Team

at UAB (2/28/15) 75

FIELD GOAL PERCENTAGE

Individual (minimum 6 made)

Brandon Walters vs. LA Tech (1/11/18) 1.000 (7-7)

Team (minimum 30 made)

vs. Charlotte (2/23/19) .623 (33-53)

3-POINT FIELD GOALS MADE

Individual

Giddy Potts vs. Marshall (2/19/15) 8

Donovan Sims at Florida Atlantic (1/16/20) 8

Team

at Southern Miss (2/13/16) 16

3-POINT FIELD GOALS ATTEMPTED

Individual

Antonio Green vs. Charlotte (2/7/19) 15

Team

vs. WKU (2/26/22) 36

3-POINT FIELD GOAL PERCENTAGE

Individual (minimum 5 made)

Jalen Jordan at Marshall (2/13/21) 1.000 (7-7)

Tyrik Dixon vs. WKU (1/14/17) 1.000 (5-5)

Team (minimum 10 made)

vs. Southern Miss (2/15/14) .593 (16-27)

FREE THROWS MADE

Individual

Donovan Sims vs. Marshall (2/24/22) 11

Team

vs. Marshall (2/24/22) 34

FREE THROWS ATTEMPTED

Individual

Reggie Upshaw at UTEP (1/31/15) 12

Team

vs. Southern Miss (2/15/14) 37

FREE THROW PERCENTAGE

Individual (minimum 5 made)

By 28 Players 1.000

Team (minimum 15 made)

at Florida Atlantic (3/7/15) 1.000 (18-18)

ASSISTS

Individual

Tweety Knight vs. Southern Miss (2/15/14) 8

Kerry Hammonds II at Marshall (2/22/14) 8

Tyrik Dixon vs. WKU (1/14/17) 8

Tyrik Dixon vs. Rice (2/8/18) 8

Team

vs. WKU (1/14/17) 25



HISTORY/RECORDS

- CONFERENCE USA GAME RECORDS -

**BLUE
RAIDER**

BASKETBALL

STEALS

Individual

Tweety Knight vs. UTEP (1/16/14) 6

Team

at Florida Atlantic (1/21/17) 13

BLOCKS

Individual

Shawn Jones vs. Tulane (2/13/14) 6

Team

vs. Tulane (2/13/14) 8

at Marshall (2/22/14) 8



HISTORY/RECORDS



- DOUBLE-DOUBLES -

TRIPLE-DOUBLES

Name/Opponent/Date	P	R	A
Roni Bailey vs. Lyon College (12/3/94)	17	11	10

DOUBLE-DOUBLES

Name/Opponent/Date	P	R
Chester Brown vs. Tusculum College (12/2/70)	11	13
*Ken Riley vs. Troy (12/5/70)	22	14
*Ken Riley vs. Shorter College (12/10/70)	21	10
@Ken Riley at East Tennessee State (1/4/71)	16	11
@Ken Riley vs. Morehead State (1/9/71)	20	15
@Ken Riley vs. Eastern Kentucky (1/11/71)	13	11
@Ken Riley at Tennessee Wesleyan (1/14/71)	16	14
#Ken Riley at Austin Peay (1/23/71)	20	11
*Kerry Cochran at Austin Peay (1/23/71)	10	15
*Ken Riley vs. UT Chattanooga (1/28/71)	11	10
*Ken Riley at Western Kentucky (1/30/71)	13	15
Terry Johnson at Appalachian State (2/1/71)	14	10
*Ken Riley at Bellarmine (2/3/71)	28	14
*Ken Riley vs. Western Kentucky (2/6/71)	13	10
*#Chester Brown vs. Tennessee Tech (2/15/71)	12	13
#Ken Riley vs. Tennessee Tech (2/15/71)	17	16
*Chester Brown at UT Chattanooga (2/18/71)	11	11
Ken Riley at Eastern Kentucky (2/20/71)	18	12
Nick Prater at Morehead State (2/22/71)	10	10
\$Ken Riley vs. UT Martin (2/25/71)	19	19
\$Ken Riley vs. Austin Peay (2/27/71)	13	11
\$Ken Riley at Murray State (3/1/71)	29	17
Terry Johnson vs. Tennessee Wesleyan (12/2/71)	11	14
Terry Johnson vs. Birmingham Southern (1/8/72)	19	20
Chester Brown vs. UT Martin (1/20/72)	17	10
Chester Brown vs. UT Chattanooga (1/27/72)	10	16
Terry Johnson vs. Murray State (1/29/72)	15	10
*Chester Brown vs. St. Francis (PA) (2/2/72)	35	18
*Chester Brown vs. Western Kentucky (2/5/72)	12	18
*#Chester Brown vs. Morehead State (2/19/72)	22	10
#Terry Johnson vs. Morehead State (2/19/72)	10	12
*#Chester Brown vs. Eastern Kentucky (2/21/72)	32	17
#Nick Prater vs. Eastern Kentucky (2/21/72)	18	10
Terry Johnson vs. Austin Peay (2/26/72)	11	11
Chester Brown at Texas Pan-American (12/4/72)	11	10
*#Steve Peeler vs. Bellarmine (1/8/73)	19	10
#Tim Sisneros vs. Bellarmine (1/8/73)	13	12
*Steve Peeler vs. MacMurray College (1/10/73)	31	16
Jimmy Powell at Tennessee Tech (1/13/73)	24	14
Tim Sisneros vs. Eastern Kentucky (1/22/73)	21	12
*Steve Peeler at UT Chattanooga (1/31/73)	11	10
*Steve Peeler at Western Kentucky (2/3/73)	22	10
Jimmy Powell vs. UT Chattanooga (2/15/73)	17	10
#Jimmy Powell vs. St. Bernard College (12/1/73)	14	13
*#George Sorrell vs. St. Bernard College (12/1/73)	23	21
#Tim Sisneros vs. St. Bernard College (12/1/73)	22	12
*George Sorrell vs. ULM (12/4/73)	15	14

#George Sorrell vs. Cal State-Sonoma (12/13/73)	14	15
#Tim Sisneros vs. Cal State-Sonoma (12/13/73)	17	13
George Sorrell vs. Tennessee State (12/28/73)	26	17
George Sorrell vs. UT Chattanooga (1/7/74)	16	20
\$Tim Sisneros vs. Buffalo State (1/9/74)	15	18
#Jimmy Powell vs. Tennessee Tech (1/12/74)	26	10
#\$Tim Sisneros vs. Tennessee Tech (1/12/74)	10	15
#George Sorrell vs. East Tennessee (1/14/74)	13	18
#\$Tim Sisneros vs. East Tennessee (1/14/74)	15	12
#Jimmy Powell vs. Austin Peay (1/26/74)	12	15
#Steve Peeler vs. Austin Peay (1/26/74)	20	10
\$George Sorrell at Murray State (1/28/74)	24	14
#\$George Sorrell vs. Western Kentucky (2/2/74)	25	16
#Tim Sisneros vs. Western Kentucky (2/2/74)	12	10
\$George Sorrell at UT Chattanooga (2/4/74)	20	13
#Tim Sisneros vs. Eastern Kentucky (2/16/74)	12	13
#Steve Peeler vs. Eastern Kentucky (2/16/74)	19	12
*George Sorrell vs. Morehead State (2/18/74)	20	18
*George Sorrell vs. Murray State (2/23/74)	29	13
#Tim Sisneros vs. Pennsylvania (11/29/74)	15	12
#George Sorrell vs. Pennsylvania (11/29/74)	23	13
#\$Sleepy Taylor vs. Ole Miss (11/30/74)	18	12
@George Sorrell vs. Ole Miss (11/30/74)	22	14
@George Sorrell vs. Wisconsin-Green Bay (12/5/74)	12	19
@George Sorrell at ULM (12/7/74)	19	19
@George Sorrell vs. Belmont (12/9/74)	15	17
George Sorrell at Vanderbilt (12/30/74)	12	12
Tim Sisneros vs. David Lipscomb (12/31/74)	21	11
#George Sorrell vs. Virginia Military (1/4/75)	21	14
#\$Sleepy Taylor vs. Virginia Military (1/4/75)	22	12
#Tim Sisneros vs. Virginia Military (1/4/75)	19	14
Steve Peeler at Tennessee State (1/7/75)	22	10
\$George Sorrell at East Tennessee (1/11/75)	23	11
#\$George Sorrell at Tennessee Tech (1/13/75)	13	19
#Steve Peeler at Tennessee Tech (1/13/75)	18	12
\$George Sorrell vs. Eastern Kentucky (1/18/75)	26	15
#\$Sleepy Taylor vs. Morehead State (1/20/75)	24	10
#\$Tim Sisneros vs. Morehead State (1/20/75)	20	12
#George Sorrell at Murray State (1/25/75)	23	10
#\$Tim Sisneros at Murray State (1/25/75)	17	11
##\$Sleepy Taylor vs. Austin Peay (1/27/75)	24	15
#\$Tim Sisneros vs. Austin Peay (1/27/75)	15	11
##&Steve Peeler at Western Kentucky (2/1/75)	28	11
##\$Sleepy Taylor at Western Kentucky (2/1/75)	20	10
#^George Sorrell at Western Kentucky (2/1/75)	17	11
##&Steve Peeler vs. Tennessee State (2/3/75)	10	12
#^George Sorrell vs. Tennessee State (2/3/75)	12	11
#^George Sorrell vs. Tennessee Tech (2/8/75)	10	16
#\$Sleepy Taylor vs. Tennessee Tech (2/8/75)	28	13
##&Steve Peeler vs. Tennessee Tech (2/8/75)	28	16
#^George Sorrell vs. East Tennessee (2/10/75)	17	20
##&Steve Peeler vs. East Tennessee (2/10/75)	18	11
#Jimmy Martin vs. East Tennessee (2/10/75)	13	12 a
#^George Sorrell at Morehead State (2/15/75)	15	14



- DOUBLE-DOUBLES -

**BLUE
RAIDER**

BASKETBALL

#*Tim Sisneros at Morehead State (2/15/75)	22	14	Bob Martin vs. Tennessee Tech (1/14/78)	12	12
#^George Sorrell at Eastern Kentucky (2/17/75)	33	18	Bob Martin vs. Western Kentucky (1/28/78)	20	15
#*Tim Sisneros at Eastern Kentucky (2/17/75)	12	11	Greg Joyner vs. Georgia College (12/2/78)	16	12
^George Sorrell at Austin Peay (2/22/75)	24	16	#Leroy Coleman vs. Pikeville College (12/7/78)	23	10
#Tim Sisneros vs. Murray State (2/24/75)	24	10	#Greg Joyner vs. Pikeville College (12/7/78)	12	15
#*Jimmy Martin vs. Murray State (2/24/75)	17	11 a	Chris Harris vs. Central Arkansas (12/20/78)	15	11
#*George Sorrell vs. Western Kentucky (3/1/75)	10	18	&Greg Joyner vs. David Lipscomb (12/30/78)	27	10
#*Jimmy Martin vs. Western Kentucky (3/1/75)	17	10 a	&Greg Joyner vs. UNC-Asheville (1/2/79)	18	17
#*George Sorrell vs. Morehead State (3/7/75)	18	13	#&Greg Joyner vs. Morehead State (1/6/79)	28	15
#Sleepy Taylor vs. Morehead State (3/7/75)	12	10	#Leroy Coleman vs. Morehead State (1/6/79)	21	11
#*Tim Sisneros vs. Morehead State (3/7/75)	10	10	#Chris Harris vs. Morehead State (1/6/79)	22	17
*Tim Sisneros vs. Austin Peay (3/8/75)	12	13	&Greg Joyner vs. Eastern Kentucky (1/8/79)	19	11
George Sorrell vs. Oregon State (3/15/75)	23	17	Chris Harris at Tennessee Tech (1/13/79)	23	10
*Tim Sisneros vs. Sewanee (12/1/75)	29	10	Leroy Coleman at Eastern Kentucky (2/3/79)	22	13
*Tim Sisneros vs. Morris Harvey (12/4/75)	22	11	Greg Joyner vs. Mercer (2/8/79)	13	12
John Bonner vs. Rio Grande College (12/13/75)	15	11	Jimmy Riley vs. Mercer (2/8/79)	19	10
@Tim Sisneros vs. Army (12/20/75)	26	18	Leroy Coleman vs. Tennessee Tech (2/10/79)	13	10
@Tim Sisneros vs. Mercer (12/23/75)	25	12	Greg Joyner vs. Austin Peay (2/19/79)	12	13 a
@Tim Sisneros vs. Cal Poly State (12/29/75)	25	15	Greg Joyner vs. Eastern Kentucky (3/2/79)	26	10
@Tim Sisneros vs. Athens College (1/3/76)	21	15	Chris Harris vs. Eastern Kentucky (3/2/79)	20	11
@Tim Sisneros vs. UT Chattanooga (1/7/76)	16	11	Chris Harris vs. State Louis (11/30/79)	19	10
Tim Sisneros vs. Tennessee Tech (1/17/76)	18	11	&Jerry Beck at Mercer (12/15/79)	17	10
Tim Sisneros at Western Kentucky (2/7/76)	32	10	&Jerry Beck vs. Bluefield College (12/18/79)	27	16
#Tim Sisneros at Tennessee Tech (2/16/76)	27	10	&Jerry Beck vs. Rio Grande College (12/20/79)	19	12
#Lewis Mack at Tennessee Tech (2/16/76)	11	12 a	&Jerry Beck vs. Mercer (12/22/79)	24	18
#John Bonner vs. Eastern Kentucky (2/21/76)	13	12	Jerry Beck at Centenary (1/3/80)	14	15
#Tim Sisneros vs. Eastern Kentucky (2/21/76)	28	20	Jerry Beck vs. Austin Peay (1/17/80)	24	13
#Claude Taylor at Marshall (2/25/76)	19	10	Jerry Beck at Morehead State (1/26/80)	17	11
#*Tim Sisneros at Marshall (2/25/76)	37	14	Jerry Beck vs. Morehead State (2/2/80)	17	12
*Tim Sisneros vs. Murray State (2/28/76)	23	18	*Chris Harris at Tennessee Tech (2/7/80)	14	12
Bob Martin at UALR (12/1/76)	16	12	*Chris Harris at Akron (2/9/80)	21	13
Greg Joyner at Bellarmine College (12/21/76)	22	11	Jerry Beck vs. Murray State (2/14/80)	25	15
Bob Martin at Vanderbilt (12/29/76)	15	13	*Jerry Beck at Western Carolina (11/29/80)	17	13
#Bob Martin vs. Culver-Stockton (1/5/77)	20	13	*Jerry Beck vs. UT Chattanooga (12/1/80)	20	15
#Lewis Mack vs. Culver-Stockton (1/5/77)	10	10 a	Jerry Beck vs. Westmar College (12/20/80)	34	15
Bob Martin at Tennessee Tech (1/10/77)	13	14	*Jerry Beck vs. Tennessee State (12/30/80)	18	13
#Greg Joyner vs. Morehead State (1/17/77)	20	15	*Jerry Beck vs. Morehead State (1/3/81)	17	12
#Bob Martin vs. Morehead State (1/17/77)	12	12	Jerry Beck at Akron (1/10/81)	13	10
Lewis Mack at UT Chattanooga (1/31/77)	11	12 a	\$Jerry Beck vs. Western Carolina (1/24/81)	16	13
#*Greg Joyner vs. Marshall (2/3/77)	16	12	\$Jerry Beck at Morehead State (1/29/81)	17	11
#\$Bob Martin vs. Marshall (2/3/77)	17	15	\$Jerry Beck at Eastern Kentucky (1/31/81)	20	10
#*Greg Joyner vs. Tennessee Tech (2/5/77)	25	13	Jerry Beck vs. Akron (2/7/81)	27	13
#\$Bob Martin vs. Tennessee Tech (2/5/77)	15	14	Jerry Beck vs. Murray State (2/12/81)	17	12
\$Bob Martin vs. East Tennessee State (2/7/77)	18	14	&Jerry Beck vs. Western Kentucky (2/19/81)	17	13
Greg Joyner at Austin Peay (2/19/77)	22	13	#&Jerry Beck at UT Chattanooga (2/21/81)	16	10
Greg Joyner vs. Detroit (3/13/77)	23	15	#Rick Campbell at UT Chattanooga (2/21/81)	20	10 a
*Bob Martin at Oral Roberts (11/28/77)	14	12	&Jerry Beck vs. Oral Roberts (2/25/81)	20	15
*Bob Martin vs. Athens College (12/1/77)	14	11	&Jerry Beck vs. Murray State (3/6/81)	14	11
#Greg Joyner at Ole Miss (12/12/77)	10	10	Chris Harris vs. South Alabama (12/3/81)	11	10
#Bob Martin at Ole Miss (12/12/77)	11	11	*Jerry Beck at Eastern Kentucky (12/12/81)	12	12
#*Bob Martin vs. Urbana College (1/4/78)	15	11	*Jerry Beck vs. Georgia State (12/17/81)	11	17
#Claude Taylor vs. Urbana College (1/4/78)	12	10	Jerry Beck vs. Detroit (12/30/81)	22	14
*Bob Martin at Morehead State (1/7/78)	12	13	*Jerry Beck vs. Akron (1/7/82)	28	13
Greg Joyner at Eastern Kentucky (1/9/78)	26	10	*Jerry Beck vs. Youngstown State (1/9/82)	17	15



HISTORY/RECORDS



- DOUBLE-DOUBLES -

Jerry Beck at Tennessee State (1/16/82)	22	12	#Dwayne Rainey vs. Murray State (1/11/86)	10	10
*Jerry Beck at Oral Roberts (1/27/82)	28	12	Lee Campbell vs. Alabama State (1/15/86)	17	12
*Jerry Beck at Tennessee Tech (1/31/82)	20	10	Kerry Hammonds at Eastern Kentucky (1/20/86)	12	11
Chris Harris at Youngstown State (2/6/82)	11	10	Lee Campbell vs. Youngstown State (1/25/86)	13	14
&Jerry Beck vs. Western Kentucky (2/13/82)	26	13	*Kerry Hammonds vs. Akron (1/27/86)	17	12
&Jerry Beck at Murray State (2/18/82)	20	11	*Kerry Hammonds at Tennessee State (2/1/86)	17	14
&Jerry Beck at Austin Peay (2/20/82)	19	12	#Duane Washington at Murray State (2/17/86)	10	12 a
&Jerry Beck vs. Morehead State (2/25/82)	10	15	#Lee Campbell at Murray State (2/17/86)	16	15
Jerry Beck vs. Murray State (3/5/82)	19	11	Lee Campbell vs. Tennessee State (2/26/86)	22	11
Jerry Beck vs. 15 Kentucky (3/11/82)	14	10	Kerry Hammonds vs. Eastern Kentucky (3/3/86)	20	12
Doug Lipscomb at South Alabama (12/4/82)	15	11	Lee Campbell vs. Murray State (3/7/86)	24	15
Wardell Perry vs. Western Kentucky (12/8/82)	10	15	*Dwayne Rainey at Armstrong State (11/28/86)	11	10
Doug Lipscomb at Morehead State (12/17/82)	20	13	*Dwayne Rainey at Old Dominion (12/2/86)	23	11
Doug Lipscomb at Tennessee Tech (1/15/83)	18	14	Duane Washington vs. Cumberland (12/11/86)	10	12
#*Doug Lipscomb vs. Georgia State (2/1/83)	14	11	\$Dwayne Rainey vs. McNeese State (12/15/86)	27	17
#Raleigh Choice vs. Georgia State (2/1/83)	17	10	\$Dwayne Rainey vs. Lincoln Memorial (12/17/86)	21	15
*Doug Lipscomb at Akron (2/4/83)	34	14	\$Dwayne Rainey at Marshall (12/20/86)	14	10
#Doug Lipscomb vs. Eastern Kentucky (3/5/83)	13	10	Randy Henry vs. UALR (12/22/86)	18	10
#Raleigh Choice vs. Eastern Kentucky (3/5/83)	10	11	Dwayne Rainey vs. Michigan (12/29/86)	13	13
LaRae Davis vs. Georgia State (11/26/83)	22	10	Dwayne Rainey at Austin Peay (1/12/87)	19	14
*Russell Smith at Tennessee State (12/3/83)	11	14	Kerry Hammonds vs. Morehead State (1/17/87)	17	10
#*Doug Lipscomb at Tennessee State (12/3/83)	14	11	Duane Washington vs. Eastern Kentucky (1/19/87)	15	16 a
*Doug Lipscomb vs. Urbana (12/5/83)	18	12	Randy Henry at Youngstown State (1/24/87)	14	10
Raleigh Choice vs. Austin Peay (12/17/83)	18	14	Randy Henry at Tennessee State (1/31/87)	10	10
Doug Lipscomb vs. Georgia College (1/2/84)	11	13	Dwayne Rainey vs. Tennessee Tech (2/2/87)	21	11
*Russell Smith at Tennessee Tech (1/7/84)	17	11	Duane Washington vs. Akron (2/7/87)	14	11 a
*Russell Smith at Morehead State (1/12/84)	14	11	Randy Henry at Morehead State (2/23/87)	27	11
\$Doug Lipscomb vs. Youngstown State (1/19/84)	24	13	Kerry Hammonds vs. Tennessee State (2/26/87)	20	11
\$Doug Lipscomb vs. Akron (1/21/84)	15	14	#Randy Henry vs. Virginia Tech (11/21/87)	12	13
#\$Doug Lipscomb vs. Austin Peay (1/26/84)	11	10	#Dwayne Rainey vs. Virginia Tech (11/21/87)	10	11
#Raleigh Choice vs. Austin Peay (1/26/84)	12	10	Chris Ingram vs. Cumberland (12/2/87)	12	11
Russell Smith vs. Tennessee State (2/2/84)	25	14	Dwayne Rainey at McNeese State (12/5/87)	20	12
Doug Lipscomb vs. Morehead State (2/16/84)	15	12	#Tyrus Baynham vs. UT Chattanooga (12/12/87)	20	10
*Doug Lipscomb at Akron (2/25/84)	15	11	#Dwayne Rainey vs. UT Chattanooga (12/12/87)	16	12
#Raleigh Choice at Akron (2/25/84)	12	12	#*Chris Rainey vs. UT-Chattanooga (12/12/87)	19	10 a
Kerry Hammonds at UT-Chattanooga (12/1/84)	20	11	*Chris Rainey vs. Louisiana Tech (12/15/87)	11	11 a
#Lonnie Thompson vs. Miles College (12/8/84)	21	13	Randy Henry vs. UNC Charlotte (12/18/87)	21	19
#Kerry Hammonds vs. Miles College (12/8/84)	24	14	Tyrus Baynham vs. Kennesaw (1/2/88)	11	11 a
*Kerry Hammonds vs. Urbana (12/19/84)	12	11	*Dwayne Rainey at Louisiana Tech (1/7/88)	14	13 a
*Kim Cooksey vs. Urbana (12/19/84)	22	10	*Dwayne Rainey vs. Akron (1/11/88)	24	16
Kerry Hammonds at Youngstown State (1/19/85)	12	16	Dwayne Rainey vs. Austin Peay (1/25/88)	12	11
Russell Smith at Murray State (1/28/85)	15	14	Randy Henry at Tennessee State (2/5/88)	24	11
Lonnie Thompson at Georgia Southern (1/30/85)	19	12	Dwayne Rainey vs. Eastern Kentucky (2/12/88)	10	11
*Kerry Hammonds vs. Tennessee State (2/7/85)	17	13	Dwayne Rainey vs. Tennessee State (2/20/88)	11	10
*Kerry Hammonds vs. Austin Peay (2/9/85)	18	10	#Randy Henry vs. Youngstown State (2/22/88)	19	12
Billy Miller vs. Murray State (2/11/85)	13	11	#Tyrus Baynham vs. Youngstown State (2/22/88)	12	10 a
James Johnson vs. Akron (2/25/85)	10	10	Dwayne Rainey at Austin Peay (2/27/88)	18	12
Dwayne Rainey vs. Minnesota (11/23/85)	18	12	Dwayne Rainey at Tennessee Tech (3/3/88)	14	12
Kerry Hammonds vs. South Carolina (11/29/85)	12	10	*Randy Henry vs. Youngstown State (3/7/88)	17	13
Kerry Hammonds at Western Kentucky (12/9/85)	12	12	#*Randy Henry vs. Austin Peay (3/11/88)	14	11
Lee Campbell at Missouri (12/11/85)	17	10	*Dwayne Rainey vs. Austin Peay (3/11/88)	17	12
Kerry Hammonds vs. Transylvania (12/21/85)	19	13	*Randy Henry vs. Georgia (3/22/88)	18	12
#Lee Campbell vs. Murray State (1/11/86)	23	10	*Randy Henry vs. Boston College (3/26/88)	34	12
#James Johnson vs. Murray State (1/11/86)	10	11 a	Kerry Hammonds at Wright State (12/3/88)	24	12



- DOUBLE-DOUBLES -

#Kevin Wallace vs. Tennessee Wesleyan (12/8/88)	28	10	#&Warren Kidd vs. Austin Peay (1/12/91)	14	13
*Kerry Hammonds vs. Tennessee Wesleyan (12/8/88)	17	11	&Warren Kidd vs. Murray State (1/14/91)	10	10
*Kerry Hammonds vs. Alabama State (12/10/88)	24	15	&Warren Kidd at Eastern Kentucky (1/19/91)	10	10
*Kerry Hammonds vs. Louisiana Tech (12/20/88)	24	11	Jeff Clifton vs. Tennessee Tech (1/26/91)	18	12
#Randy Henry vs. Arkansas State (12/22/88)	27	13	\$Warren Kidd vs. Tennessee State (1/28/91)	15	17
*Kerry Hammonds vs. Arkansas State (12/22/88)	21	12	\$Warren Kidd vs. South Carolina State (1/30/91)	19	15
Gerald Harris vs. Colorado (12/30/88)	10	11	\$Warren Kidd at FIU (2/2/91)	22	14
*Kerry Hammonds at Alabama State (1/4/89)	24	13	Chris Ingram at Grambling (2/6/91)	10	10
#Gerald Harris vs. Akron (1/7/89)	15	10	Warren Kidd at Tennessee State (2/9/91)	15	14
*Kerry Hammonds vs. Akron (1/7/89)	29	10	Robert Taylor at Tennessee Tech (2/11/91)	24	10
!Kerry Hammonds at Tennessee Tech (1/16/89)	18	11	*Warren Kidd vs. Morehead State (2/16/91)	18	11
#!Kerry Hammonds vs. Eastern Kentucky (1/21/89)	18	17	*Warren Kidd vs. Eastern Kentucky (2/18/91)	13	15
#Randy Henry vs. Eastern Kentucky (1/21/89)	24	10	#Quincy Vance at Austin Peay (2/25/91)	23	13
!Kerry Hammonds vs. Morehead State (1/23/89)	17	16	#&Warren Kidd at Austin Peay (2/25/91)	21	20
!Kerry Hammonds at Austin Peay (1/28/89)	10	21	&Warren Kidd at Austin Peay (3/2/91)	13	18
!Kerry Hammonds at Murray State (1/30/89)	14	18	&Warren Kidd vs. Eastern Kentucky (3/6/91)	20	20
#!Kerry Hammonds at Tennessee State (2/4/89)	18	10	&Warren Kidd at Murray State (3/7/91)	10	11
*Randy Henry at Tennessee State (2/4/89)	26	11	Warren Kidd at Tennessee (12/5/91)	18	10
*Randy Henry vs. Wright State (2/8/89)	26	11	Quincy Vance at Mississippi Valley State (12/7/91)	16	14
Kerry Hammonds vs. Austin Peay (2/13/89)	18	11	*Warren Kidd at Murray State (12/14/91)	14	10
Kerry Hammonds at Eastern Kentucky (2/20/89)	11	13	*Warren Kidd vs. South Alabama (12/20/91)	20	11
Chris Rainey vs. Tennessee Tech (2/25/89)	19	13	Warren Kidd vs. Oral Roberts (1/2/92)	16	12
*Kerry Hammonds vs. Austin Peay (3/9/89)	17	16	Warren Kidd vs. Austin Peay (1/13/92)	21	15
*Kerry Hammonds vs. 16 Florida State (3/16/89)	11	13	&Warren Kidd at Tennessee Tech (1/20/92)	22	18
#Randy Henry vs. 16 Florida State (3/16/89)	26	10	&Warren Kidd vs. Morehead State (1/25/92)	19	14
*Kerry Hammonds vs. Virginia (3/18/89)	22	15	&Warren Kidd vs. Eastern Kentucky (1/27/92)	12	12
Chris Ingram vs. Tusculum College (11/30/89)	19	12	&#Warren Kidd vs. Murray State (2/1/92)	10	10
Kevin Wallace at Louisiana Tech (12/9/89)	10	11	*#Quincy Vance vs. Murray State (2/1/92)	22	11
Quincy Vance vs. Kennesaw (12/16/89)	15	10	*Quincy Vance at Eastern Kentucky (2/8/92)	16	10
Chris Ingram vs. Cleveland State (12/18/89)	11	11	Warren Kidd at Morehead State (2/10/92)	25	17
Quincy Vance vs. Alcorn State (12/23/89)	13	14	#Kelvin Hammonds vs. Tennessee State (2/17/92)	11	10
Kevin Wallace vs. Northeast Louisiana (12/30/89)	21	14	*#Warren Kidd vs. Tennessee State (2/17/92)	19	15
David Clark at Morehead State (1/26/90)	11	10	*Warren Kidd at Austin Peay (2/22/92)	22	18
*#Kevin Wallace at Tennessee Tech (2/3/90)	14	10	Quincy Vance at Southeast Missouri St. (2/24/92)	14	10
*#Quincy Vance at Tennessee Tech (2/3/90)	10	12	*Warren Kidd at College of Charleston (2/29/92)	15	19
*#Kevin Wallace vs. Akron (2/5/90)	26	11	*Warren Kidd vs. Arkansas State (3/3/92)	13	12
*#Quincy Vance vs. Akron (2/5/90)	13	10	Warren Kidd vs. Livingston State (12/1/92)	23	16
Chris Ingram vs. Morehead State (2/12/90)	17	10	\$Warren Kidd vs. Colorado (12/5/92)	18	12
#Kevin Wallace at Austin Peay (2/17/90)	16	11	\$Warren Kidd at Minnesota (12/12/92)	17	18
#Quincy Vance at Austin Peay (2/17/90)	32	11	\$Warren Kidd at Oral Roberts (12/21/92)	17	13
Quincy Vance vs. Alabama State (2/22/90)	16	19	\$Warren Kidd vs. Southern Univ (1/2/93)	19	18
Chris Ingram vs. Tennessee State (2/24/90)	20	10	\$Warren Kidd at UMKC (1/4/93)	23	16
\$Warren Kidd vs. Mississippi Valley St. (11/23/90)	18	21	\$Warren Kidd vs. Morehead State (1/9/93)	12	17
\$#Warren Kidd vs. Kennesaw (11/26/90)	22	10	\$Warren Kidd vs. Tennessee State (1/13/93)	12	18
*Greg Christian vs. Kennesaw (11/26/90)	13	14 a	\$Warren Kidd at UT-Martin (1/18/93)	20	16
\$Warren Kidd at South Carolina State (11/29/90)	15	16	\$Warren Kidd at Tennessee Tech (1/23/93)	21	16
Jeff Clifton vs. Grambling (12/4/90)	21	10	@Warren Kidd at SE Missouri State (1/30/93)	10	17
Warren Kidd at Memphis State (12/8/90)	18	10	@Warren Kidd at Murray State (2/1/93)	12	18
*Warren Kidd at Alcorn State (12/15/90)	10	11	@Warren Kidd vs. Oral Roberts (2/6/93)	25	19
*Warren Kidd vs. Georgia Southern (12/20/90)	20	16	@Warren Kidd vs. UT Martin (2/8/93)	12	17
\$Quincy Vance vs. Samford (12/29/90)	14	10	@Warren Kidd at Tennessee State (2/11/93)	25	10
#Quincy Vance vs. FIU (1/7/91)	27	13	*Warren Kidd vs. Tennessee Tech (2/15/93)	20	18
#&Warren Kidd vs. FIU (1/7/91)	13	17	*Warren Kidd at Morehead State (2/20/93)	11	13
#Quincy Vance vs. Austin Peay (1/12/91)	14	16	*Warren Kidd vs. Southeast Missouri St. (2/27/93)	19	20



- DOUBLE-DOUBLES -

*Warren Kidd vs. Murray State (3/1/93)	22	19	*William Pippen vs. Western Kentucky (1/4/03)	21	10
Brent Secrest vs. Ala.-Huntsville (12/11/93)	10	10	*William Pippen at Arkansas State (1/8/03)	13	11
Bobby Clark at Southern Univ. (1/6/94)	11	12	Tommy Gunn at Louisiana (1/25/03)	18	11
Milton Dean vs. Tennessee Tech (1/29/94)	23	13	William Pippen vs. IP-Ft. Wayne (1/28/03)	23	12
Chad Wampler vs. Morehead State (2/26/94)	10	11	William Pippen vs. Arkansas State (2/13/03)	19	10
#Roni Bailey vs. Valdosta State (12/10/94)	15	10	Kyle Young vs. Tennessee Wesleyan (12/13/03)	10	11
#Shawn Driskill vs. Valdosta State (12/10/94)	10	11	Michael Cuffee vs. Western Kentucky (2/26/04)	16	12
David Washington vs. Tennessee Tech (1/28/95)	15	13	Tommy Gunn vs. FIU (3/1/04)	12	10
#Roni Bailey vs. Tennessee State (2/18/95)	16	11	#Michael Cuffee vs. Tennessee Wesleyan (12/2/04)	11	14
#Bobby Clark vs. Tennessee State (2/18/95)	10	14	#*Marcus Morrison vs. Tennessee Wesleyan (12/2/04)	15	10
#Roni Bailey at Southern Univ. (2/22/95)	13	12	*Marcus Morrison vs. Tennessee State (12/5/04)	16	11
#Paul Washington at Southern Univ. (2/22/95)	19	10	Michael Cuffee vs. Auburn (12/21/04)	12	13
Paul Washington at Morehead State (2/25/95)	16	11	Steve Thomas vs. VCU (1/2/05)	15	10
Tim Gaither at Eastern Kentucky (2/27/95)	20	10 a	#Marcus Morrison at Arkansas State (1/13/05)	10	11
Aylton Tesch at Texas Christian (11/30/95)	15	13	#*Michael Cuffee at Arkansas State (1/13/05)	24	10
Roni Bailey vs. New Orleans (12/16/95)	13	11	*Michael Cuffee at UALR (1/15/05)	15	10
\$Aylton Tesch vs. Wisconsin-Parkside (1/2/96)	10	10	*Steve Thomas at New Mexico State (1/27/05)	11	10
\$Aylton Tesch vs. Austin Peay (1/6/96)	20	16	*Steve Thomas at Louisiana (1/29/05)	19	10
\$Aylton Tesch at Tennessee Tech (1/11/96)	20	12	Steve Thomas vs. Arkansas State (2/17/05)	11	10
Aylton Tesch at Morehead State (1/20/96)	16	10	Steve Thomas at Western Kentucky (2/24/05)	20	11
Aylton Tesch vs. Southern University (1/24/96)	16	12	Michael Cuffee at FIU (2/28/05)	19	10
Aylton Tesch vs. Murray State (1/29/96)	13	10	Steve Thomas vs. New Mexico State (3/4/05)	17	17
*Aylton Tesch vs. Morehead State (2/19/96)	17	11	Kyle Young at Indiana State (11/26/05)	13	11
*Aylton Tesch at Murray State (2/24/96)	12	10	Marcus Morrison vs. Freed-Hardeman (12/18/05)	20	10
Roni Bailey vs. Montreat College (11/27/96)	19	10	Kyle Young at No. 10 Louisville (12/20/05)	10	12
Roni Bailey vs. Murray State (12/2/96)	22	10	Marcus Morrison at Tennessee State (12/31/05)	15	11
Roni Bailey at Murray State (1/25/97)	22	10	Marcus Morrison vs. Arkansas State (1/12/06)	14	13
Richard Duncan vs. SE Missouri State (2/25/97)	13	10 a	Tim Blue vs. South Dakota State (2/13/06)	20	11
#Aylton Tesch at Tennessee Tech (12/6/97)	10	11	Tim Blue vs. Indiana State (11/30/06)	14	11
#Mantia Callender at Tennessee Tech (12/6/97)	13	11	Kevin Kanaskie at Florida Atlantic (1/10/07)	19	12
Aylton Tesch vs. Carson-Newman (12/18/97)	15	12	Kevin Kanaskie vs. Louisiana (1/27/07)	18	13
*Aylton Tesch vs. Murray State (1/3/98)	16	16	Theryn Hudson vs. Denver (2/1/07)	10	10
*Aylton Tesch vs. UT-Martin (1/5/98)	11	11	Desmond Yates at ULM (1/24/08)	12	10
*Aylton Tesch at Eastern Kentucky (1/22/98)	17	10	Desmond Yates at Louisiana (1/31/08)	17	11
*Aylton Tesch at Morehead State (1/24/98)	17	12	Desmond Yates at FIU (2/9/08)	12	10
*Aylton Tesch at UT-Martin (1/31/98)	13	11	Kevin Kanaskie vs. Trevecca (11/14/08)	22	11
*Aylton Tesch vs. Eastern Illinois (2/5/98)	34	14	Desmond Yates vs. Troy (12/11/08)	27	13
Mantia Callender vs. SE Missouri State (2/7/98)	11	14	Montarrio Haddock vs. Arkansas State (1/22/09)	17	12
Aylton Tesch vs. Eastern Kentucky (2/19/98)	12	11	Demetrius Green vs. ULM (1/31/09)	15	11
Mantia Callender vs. Morehead State (2/21/98)	10	13	Montarrio Haddock at Troy (2/12/09)	19	12
Aylton Tesch vs. Eastern Kentucky (2/24/98)	10	11	Eric Allen at Florida Atlantic (2/21/09)	17	11
*Lee Nosse vs. Austin Peay (2/13/99)	25	11	Montarrio Haddock vs. SIU Edwardsville (12/13/09)	18	11
*Lee Nosse at Morehead State (2/18/99)	16	10	Montarrio Haddock vs. FIU (1/14/10)	23	10
Richard Duncan at Eastern Kentucky (2/20/99)	13	12 s	Kyle Hunt vs. Tennessee Temple (11/12/10)	17	12
Bryant Mitchell vs. St. Francis (11/17/00)	12	11	JT Sulton at SIUE (12/4/10)	13	11
Iiro Tennngren vs. Rice (12/4/01)	15	11	Shawn Jones vs. Furman (12/12/10)	13	10
Lee Nosse vs. Tennessee State (12/8/01)	17	12	Trevor Ottley at FIU (1/29/11)	10	12
Lee Nosse at New Orleans (12/30/01)	12	10	Trevor Ottley at Troy (2/17/11)	16	12
Lee Nosse vs. New Mexico State (1/10/02)	19	15	JT Sulton vs. UALR (3/7/11)	21	11
Lee Nosse at IP-Ft. Wayne (1/31/02)	22	11	JT Sulton at Loyola Marymount (11/13/11)	11	13
Lee Nosse vs. UT-Pan American (2/4/02)	25	12	LaRon Dendy at UCLA (11/15/11)	16	13
Napoleon Rhodes at UNC Greensboro (11/30/02)	16	20	Marcos Knight vs. Belmont (11/20/11)	17	11
John Humphrey vs. Tennessee Tech (12/4/02)	14	12	#LaRon Dendy vs. Akron (12/4/11)	19	11
William Pippen vs. IUPUI (12/7/02)	18	10	#JT Sulton vs. Akron (12/4/11)	16	11



- DOUBLE-DOUBLES -

LaRon Dendy vs. FIU (12/29/11)	11	10	*JaCorey Williams vs. Charlotte (02/11/17)	21	10
*LaRon Dendy vs. South Alabama (12/31/11)	21	11	#Reggie Upshaw at WKU (02/16/17)	19	11
LaRon Dendy vs. WKU (2/9/12)	26	14	##*JaCorey Williams at WKU (02/16/17)	20	10
LaRon Dendy vs. Florida Atlantic (2/18/12)	20	10	Reggie Upshaw vs. Florida Atlantic (03/04/17)	11	10
LaRon Dendy vs. Marshall (3/13/12)	18	13	Tyrick Dixon vs. FGCU (11/21/17)	12	10
Bruce Massey at Tennessee (3/19/12)	20	10	Nick King at FGCU (12/2/17)	32	11
Shawn Jones vs. UCF (11/20/12)	18	13	Nick King vs. USC (12/23/17)	28	11
Shawn Jones vs. Texas Southern (11/24/12)	21	12	\$Nick King at FIU (1/4/18)	17	10
Shawn Jones vs. FIU (12/29/12)	15	13	\$Nick King at Florida Atlantic (1/6/18)	16	11
Marcos Knight vs. Arkansas State (2/7/13)	15	11	\$Nick King vs. LA Tech (1/11/18)	22	10
Marcos Knight vs. FIU (3/10/13)	13	11	Brandon Walters vs. UTEP (1/27/18)	17	12
Reggie Upshaw vs. North Florida (11/13/13)	12	10	*Nick King at Old Dominion (2/1/18)	17	11
*Shawn Jones vs. Akron (11/16/13)	24	12	*Nick King at Charlotte (2/3/18)	24	12
*Shawn Jones vs. UALR (11/18/13)	19	12	\$Nick King vs. North Texas (2/10/18)	32	11
Jacquez Rozier at Murray State (11/26/13)	12	10	\$Nick King at Southern Miss (2/15/18)	20	11
Shawn Jones vs. Belmont (12/03/13)	21	11	#\$Nick King at LA Tech (2/17/18)	25	10
Shawn Jones at Ole Miss (12/14/13)	18	15	#Brandon Walters at LA Tech (2/17/18)	11	11
Shawn Jones vs. Maine (N) (12/29/13)	16	20	Brandon Walters vs. WKU (3/1/18)	17	11
Shawn Jones at Tennessee State (01/07/14)	14	11	Nick King vs. Vermont (3/13/18)	16	12
*Shawn Jones vs. East Carolina (01/30/14)	22	11	*Reggie Scurry vs. Lees-McRae (11/6/18)	19	11
*Shawn Jones vs. Old Dominion (02/01/14)	20	10	#Karl Gamble vs. Milligan (11/9/18)	16	12
Shawn Jones vs. Tulane (02/13/14)	17	10	##*Reggie Scurry vs. Milligan (11/9/18)	13	12
Shawn Jones at UAB (03/06/14)	16	18	Karl Gamble vs. FIU (1/3/19)	12	11
Neiko Hunter vs. Tulsa (03/14/14)	19	10	Reggie Scurry at Rice (1/24/19)	22	12
Jacquez Rozier vs. Murray St. (11/18/14)	15	11	Reggie Scurry at UAB (2/2/19)	17	10
Reggie Upshaw vs. Northern Arizona (11/25/14)	12	11	Karl Gamble at Marshall (2/16/19)	11	10
Reggie Upshaw at UTEP (01/31/15)	15	11	Karl Gamble vs. UAB (3/9/19)	18	13
Reggie Upshaw at Rice (02/12/15)	13	13	Jo'Vontae Millner-Criss vs. Maryville (11/5/19)	15	13
Reggie Upshaw at FAU (03/07/15)	20	11	Eli Lawrence vs. Mars Hill (11/13/19)	13	10
Reggie Upshaw vs. VCU (12/02/15)	15	12	Jo'Vontae Millner-Criss vs. Rice (2/8/20)	13	12
Giddy Potts vs. South Alabama (12/05/15)	17	14	Jo'Vontae Millner-Criss vs. UAB (1/28/21)	11	11
Reggie Upshaw vs. Auburn (12/12/15)	21	13	DeAndre Dishman vs. Mercer (11/24/21)	12	11
Reggie Upshaw at Georgia State (12/22/15)	18	10	Camryn Weston vs. WKU (2/26/22)	10r	10a
Reggie Upshaw vs. Trevecca (12/30/15)	32	12			
Reggie Upshaw vs. UTEP (01/07/16)	12	12	# Same game		
#Perrin Buford vs. North Texas (01/21/16)	16	11	* Back to back games		
#Reggie Upshaw vs. North Texas (01/21/16)	15	10	\$ Three games in a row		
Reggie Upshaw at WKU (01/30/16)	11	10	& Four games in a row		
Reggie Upshaw at LA Tech (02/11/16)	13	12	@ Five games in a row		
Giddy Potts vs. WKU (02/25/16)	19	12	! Six Games in a row		
Perrin Buford at Florida Atlantic (03/03/16)	18	11	^ Seven games in a row		
Reggie Upshaw at FIU (03/05/16)	22	13			
Reggie Upshaw vs. Milligan (11/11/16)	21	13			
JaCorey Williams vs. Evansville (11/27/16)	25	10			
Reggie Upshaw at Ole Miss (11/30/16)	15	10			
\$JaCorey Williams vs. Vanderbilt (12/08/16)	13	10			
\$JaCorey Williams at Belmont (12/14/16)	18	11			
\$JaCorey Williams at VCU (12/17/16)	17	14			
*JaCorey Williams at North Texas (01/07/17)	16	10			
*JaCorey Williams vs. Marshall (01/12/17)	16	11			
Reggie Upshaw vs. WKU (01/14/17)	19	10			
\$JaCorey Williams vs. LA Tech (01/28/17)	19	11			
\$JaCorey Williams at UTSA (02/02/17)	17	11			
\$JaCorey Williams at UTEP (02/04/17)	24	10			





- OVERTIME GAMES -

SINGLE OT

Opponent/Date

vs. Austin Peay (1955-56)
 vs. Lipscomb (1955-56)
 at Tennessee Tech (1/12/57)
 at Lipscomb (2/2/57)
 at Austin Peay (12/13/57)
 at Tennessee Tech (2/15/58)
 vs. Austin Peay (12/15/60)
 vs. Centenary (12/30/60)
 vs. Lipscomb (1/12/61)
 vs. Stetson (12/1/61)
 vs. East Tennessee (1/6/62)
 vs. Tennessee Tech (2/19/62)
 at Florence State (12/3/62)
 vs. Eastern Kentucky (2/20/63)
 vs. Tennessee Tech (1/27/64)
 vs. UT Martin (12/3/64)
 at Murray State (2/24/65)
 vs. Chattanooga (12/12/66)
 vs. Murray State (1/18/67)
 at Oglethorpe (12/30/67)
 vs. Morehead State (1/11/68)
 vs. Austin Peay (1/26/74)
 vs. Chattanooga (12/18/76)
 at Mercer (1/3/77)
 vs. Tennessee Tech (2/5/77)
 vs. Eastern Kentucky (2/4/78)
 vs. Morehead State
 at Western Kentucky (1/19/79)
 vs. Mercer (2/8/79)
 vs. Tennessee Tech (2/10/79)
 vs. Austin Peay (2/19/79)
 vs. South Alabama (12/3/81)
 vs. Samford (12/21/81)
 vs. Detroit (12/30/81)
 at Tennessee State (1/16/82)
 vs. Murray State (3/5/82)
 vs. Akron (1/21/84)
 vs. Georgia College (11/23/84)
 at Tennessee State (2/13/85)
 at Eastern Kentucky (2/18/85)
 at Tennessee Tech (1/6/86)
 at UAB (12/30/86)
 vs. Youngstown State (2/9/87)
 vs. Tennessee Tech (1/13/88)
 vs. Colorado (12/30/88)
 vs. Austin Peay (2/13/89)
 vs. Cleveland State (12/18/89)
 vs. Georgia Southern (12/20/90)
 at Tennessee Tech (1/20/92)
 vs. Southern (1/2/93)
 vs. Southeast Missouri (2/27/93)
 vs. Murray State (3/1/93)
 at Texas Christian (12/7/93)
 at Tennessee-Martin (2/3/94)
 vs. Vanderbilt (2/1/95)
 vs. Tennessee State (2/18/95)
 at Southern (2/22/95)
 at Eastern Kentucky (2/27/95)
 vs. Tennessee Tech (2/15/96)

Result

L, 81-85
 L, 75-76
 W, 85-80
 W, 75-73
 W, 78-74
 L, 69-73
 W, 83-79
 L, 67-76
 L, 66-68
 W, 77-76
 W, 58-55
 L, 63-64
 W, 86-77
 W, 78-71
 L, 57-61
 W, 94-89
 L, 89-91
 L, 105-107
 L, 93-96
 W, 77-75
 W, 93-88
 W, 90-87
 L, 73-75
 W, 59-55
 W, 98-91
 W, 74-73
 W, 99-97
 L, 70-72
 L, 61-64
 L, 72-76
 W, 58-56
 W, 71-69
 W, 67-63
 W, 64-62
 W, 70-68
 W, 56-54
 W, 52-50
 W, 65-63
 W, 70-65
 L, 67-69
 W, 79-77
 L, 91-93
 W, 88-79
 W, 69-67
 W, 107-105
 W, 111-105
 L, 65-67
 W, 80-76
 L, 90-99
 W, 70-69
 L, 63-67
 W, 79-74
 L, 56-65
 L, 64-70
 W, 93-90
 W, 77-76
 W, 65-63
 W, 82-78
 L, 71-77

vs. Murray State (1/3/98)
 at Austin Peay (2/12/98)
 at Tennessee Tech (1/12/99)
 vs. Tennessee-Martin (1/28/99)
 at Rice (12/4/00)
 vs. New Orleans (3/2/01)
 at Austin Peay (12/21/02)
 at UALR (1/11/03)
 vs. Arkansas State (1/15/04)
 at New Orleans (2/24/04)
 vs. Delaware (12/22/04)
 at Western Kentucky (2/24/05)
 at Indiana State (11/26/05)
 vs. South Dakota State (2/13/06)
 vs. Toledo (11/18/06)
 at Austin Peay (12/20/06)
 vs. South Alabama (3/4/07)
 vs. Belmont (12/12/07)
 vs. New Orleans (1/19/08)
 at Arkansas State (2/4/08)
 at North Texas (12/31/08)
 at SIUE (12/4/10)
 at Louisiana (1/8/11)
 at Troy (2/17/11)
 at Akron (12/2/12)
 at Arkansas State (1/3/13)
 vs. Maine (12/29/13)
 vs. UAB (1/11/14)
 at South Alabama (12/6/14)
 vs. Old Dominion (1/22/15)
 vs. Auburn (12/12/15)
 vs. Toledo (11/26/16)
 at FIU (1/4/18)
 vs. Southern Miss (3/8/18)
 at Florida Atlantic (1/16/20)
 vs. Southern Miss (3/7/20)
 vs. UTEP (3/10/22)

W, 76-71
 L, 69-73
 L, 69-75
 W, 80-78
 W, 77-73
 L, 61-66
 L, 71-79
 L, 62-71
 W, 92-86
 W, 78-75
 W, 73-69
 L, 83-85
 L, 79-85
 W, 89-82
 L, 69-75
 L, 63-64
 W, 63-60
 W, 86-80
 L, 75-82
 W, 89-86
 W, 89-80
 W, 73-64
 W, 93-91
 L, 65-69
 L, 82-77
 L, 66-60
 L, 89-85
 W, 89-84
 W, 68-67
 W, 68-58
 W, 88-81
 W, 73-70
 W, 71-66
 L, 68-71
 L, 94-97
 W, 65-62
 W, 66-59

DOUBLE OT

Opponent/Date

vs. Eastern Kentucky (1/13/69)
 at Tennessee Tech (3/3/88)
 vs. Arkansas State (12/22/88)
 at Belmont (12/7/10)
 vs. Belmont (11/20/11)
 at Rice (2/12/15)
 vs. UNC Wilmington (3/23/22)

Result

L, 89-90
 W, 92-89
 W, 93-92
 L, 87-88
 L, 84-87
 L, 68-71
 L, 90-96

TRIPLE OT

Opponent/Date

at Western Kentucky (2/21/80)
 vs. New Mexico State (1/10/02)
 at UAB (2/28/15)
 vs. UAB (3/11/22)

Result

L, 79-81
 L, 88-94
 L, 95-100
 L, 98-102

QUADRUPLE OT

Opponent/Date

Tennessee Tech (2/12/00)

Result

W, 108-104



- 100-POINT GAMES -

MIDDLE TENNESSEE

Opponent/Date	Result
vs. Milligan (1950-51)	106-93
vs. Sewanee (1953-54)	100-78
vs. Belmont (1954-55)	109-99
vs. Bethel (1954-55)	106-87
vs. Eastern Kentucky (2/08/57)	104-109
vs. David Lipscomb (12/1/59)	109-73
at East Tennessee (2/22/60)	106-123
at East Tennessee (1/7/61)	100-90
vs. Tennessee Tech (1/16/65)	100-109
vs. Austin Peay (1/23/65)	125-95
vs. Chattanooga (2/06/66)	100-101
vs. East Tennessee (2/19/66)	102-96
vs. UT Martin (12/1/66)	108-94
vs. Florence State (12/3/66)	111-79
vs. Chattanooga (12/12/66)	105-107
vs. UT Martin (2/1/67)	100-83
vs. Oral Roberts (12/2/68)	115-98
vs. Bethel (12/5/68)	101-83
at UT Martin (12/7/68)	103-89
vs. Athens College (1/2/69)	111-86
vs. MacMurray (1/10/72)	113-75
vs. St. Bernard (12/1/73)	108-73
vs. VCU (12/11/73)	102-80
vs. Cal State-Sonoma (12/13/73)	105-76
vs. Texas Wesleyan (1/5/74)	109-62
vs. Buffalo State (1/9/74)	104-69
vs. WKU (2/2/73)	100-89
vs. Presbyterian (12/19/74)	115-64
vs. Austin Peay (1/27/75)	101-70
at WKU (2/1/75)	102-95
vs. Tennessee Tech (2/8/75)	102-83
vs. Westmar (12/20/80)	104-66
vs. Miles College (12/8/84)	103-69
vs. Belmont (12/7/85)	100-71
vs. Freed-Hardeman (1/2/86)	118-52
at Morehead State (1/18/85)	107-73
vs. Cumberland (12/11/86)	106-76
vs. Lincoln Memorial (12/17/86)	116-92
at Tennessee Tech (1/5/86)	114-79
vs. Tennessee Tech (2/2/87)	116-65
vs. Kennesaw State (1/2/88)	103-71
at Morehead State (1/30/88)	100-85
vs. Morehead State (2/15/87)	109-95
vs. Tennessee Wesleyan (12/8/88)	143-68
vs. Alabama State (12/10/88)	111-83
vs. Colorado (12/30/88)	107-105
vs. Morehead State (1/23/89)	108-68
at Tennessee State (2/4/89)	104-71
vs. Austin Peay (2/13/89)	111-105
vs. Tusculum (11/30/89)	104-56
at Austin Peay (2/17/90)	100-78
at Alabama State (2/22/90)	110-90
vs. Tennessee State (2/24/90)	111-97
at Grambling State (2/6/91)	114-85
at Tennessee State (2/9/91)	112-90
vs. Oral Roberts (1/2/91)	100-78
vs. Sue Bennett (12/29/96)	127-70
at Tennessee State (2/19/00)	100-85
vs. North Texas (1/6/01)	105-71
vs. Bryan College (11/17/01)	115-59
vs. Houston Baptist (2/13/10)	109-79

vs. Fisk (12/9/13)	115-65
vs. Tennessee Temple (12/17/13)	102-52
vs. Milligan (11/11/16)	102-64
vs. Trevecca (11/10/17)	104-52
vs. Milligan (11/9/18)	102-70
vs. Maryville (11/5/19)	119-61

OPPONENT

Opponent/Date	Result
vs. Murray State (1949-50)	59-100
vs. Eastern Kentucky (1952-53)	63-101
vs. Murray State (1953-54)	83-105
vs. Murray State (1954-55)	80-104
vs. Eastern Kentucky (1954-55)	84-108
vs. Morehead State (1954-55)	68-123
vs. SE Oklahoma (1954-55)	67-120
vs. Western Kentucky (1955-56)	85-100
vs. Eastern Kentucky (2/18/57)	104-109
at Morehead State (1/5/59)	78-101
at Western Kentucky (2/28/59)	85-110
at Eastern Kentucky (1/30/60)	77-100
vs. Western Kentucky (2/6/60)	89-109
at East Tennessee (2/22/60)	106-123
at Western Kentucky (2/27/60)	80-109
at Eastern Kentucky (2/21/62)	69-113
at Morehead State (12/8/62)	59-103
at Eastern Kentucky (2/2/63)	81-116
vs. Murray State (2/6/63)	73-109
at Loyola Chicago (12/14/64)	85-117
vs. Western Kentucky (12/21/64)	65-100
vs. Tennessee Tech (1/16/65)	100-109
at Western Kentucky (1/30/65)	84-134
at Chattanooga (2/20/65)	77-101
at East Tennessee (2/24/65)	74-106
vs. Chattanooga (2/7/66)	100-101
at Murray State (2/9/66)	81-107
vs. Tennessee Tech (2/21/66)	77-108
vs. Chattanooga (12/12/66)	105-107
at Chattanooga (2/6/67)	87-106
at East Tennessee (2/12/67)	74-100
at Morehead State (2/10/68)	74-106
vs. Pennsylvania (11/29/74)	74-101
at Chattanooga (1/31/77)	90-101
at Alabama (11/29/82)	58-103
vs. Colorado (12/30/88)	105-107
vs. Austin Peay (2/13/89)	105-111
at Morehead State (2/18/89)	99-101
vs. Virginia (3/18/89)	88-104
at Alabama State (1/3/90)	97-107
vs. Tennessee Tech (1/8/90)	75-100
vs. Murray State (2/12/94)	86-116
vs. TCU (12/21/94)	78-100
at Kansas (12/13/97)	68-103
at Tennessee (11/20/07)	40-109
at UAB (2/28/15)	95-100
at Marshall (2/12/21)	79-107
vs. UAB (3/11/22)	98-102





- YEARLY LEADERS -

SCORING

Year	Player	Pts	Avg
1952	Harry Gupton	308	9.6
1953	Ken Trickey	363	13.0
1954	Render Carden	374	14.4
1955	Render Carden	375	14.4
1956	Douglas Shrader	375	17.9
1957	John Price	381	15.2
1958	Bob Williamson	364	17.3
1959	Bob Burden	417	16.0
1960	Bob Burden	434	19.7
1961	Bob Burden	391	17.0
1962	Paul Holland	254	14.1
1963	Larry Stewart	425	17.7
1964	Larry Stewart	391	18.6
1965	Billy Martin	351	14.6
1966	Bobby Gardner	433	18.0
1967	Bobby Gardner	376	15.0
1968	Willie Brown	556	23.2
1969	Willie Brown	605	23.3
1970	Jim Drew	324	13.0
1971	Herman Sykes	443	17.0
1972	Herman Sykes	498	19.2
1973	Jimmy Powell	442	17.7
1974	Fred Allen	430	16.5
1975	George Sorrell	477	17.0
1976	Tim Sisneros	618	22.1
1977	Bob Martin	519	17.9
1978	Sleepy Taylor	469	18.0
1979	Greg Joyner	544	20.9
1980	Jerry Beck	405	15.6
1981	Jerry Beck	467	17.3
1982	Jerry Beck	525	17.5
1983	Doug Lipscomb	346	12.8
1984	Russell Smith	325	12.0
1985	Kim Cooksey	537	17.3
1986	Kim Cooksey	623	18.9
1987	Dwayne Rainey	427	14.7
	Andrew Tunstill	427	14.7
1988	Chris Rainey	565	16.6
1989	Randy Henry	604	19.5
1990	Kevin Wallace	362	13.9
1991	Robert Taylor	445	15.3
1992	Robert Taylor	445	16.5
1993	Robert Taylor	399	22.2
1994	Milton Dean	597	22.1
1995	Tim Gaither	369	14.2
1996	Nod Carter	407	15.1
1997	Nod Carter	520	16.8
1998	Aylton Tesch	366	13.6
1999	Cedrick Wallace	384	12.8
2000	Fernando Ortiz	429	15.3
2001	Iiro Tennngren	258	9.6
2002	Lee Nosse	366	12.6
2003	Tommy Gunn	477	15.9
2004	Mike Dean	372	16.2
2005	Mike Dean	403	14.4
2006	Adam Vogelsberg	348	12.4
2007	Kevin Kanaskie	390	12.2
2008	Desmond Yates	511	16.0
2009	Desmond Yates	550	17.2

2010	Desmond Yates	365	14.0
2011	James Washington	404	14.0
2012	LaRon Dendy	497	14.6
2013	Marcos Knight	429	12.6
2014	Shawn Jones	467	14.2
2015	Reggie Upshaw	358	9.9
2016	Giddy Potts	418	14.9
2017	JaCorey Williams	621	17.3
2018	Nick King	694	21.0
2019	Antonio Green	573	17.9
2020	C.J. Jones	483	16.1
2021	Dontrell Shuler	138	12.5
2022	Josh Jefferson	424	14.6

REBOUNDING

Year	Player	Reb	Avg
1952	Ray Cox	327	10.2
1953	Ken Trickey	108	3.9
1954	Render Carden	176	6.8
1955	Render Carden	309	11.9
1956	Render Carden	243	11.6
1957	Jerry Hurst	316	12.6
1958	Bob Williamson	261	12.4
1959	Bob Burden	228	8.8
1960	Bob Burden	225	10.2
1961	Bob Burden	220	9.6
1962	Bennett Jent	207	11.5
1963	Bennett Jent	330	13.8
1964	Ray Kempf	197	9.4
1965	Jim Spencer	201	8.4
1966	Ed Cannon	316	13.2
1967	Ed Cannon	264	10.6
1968	Ken Riley	338	14.1
1969	Booker Brown	429	16.5
1970	Ken Riley	289	11.1
1971	Ken Riley	297	11.4
1972	Chester Brown	250	9.6
1973	Jimmy Powell	171	6.8
1974	George Sorrell	278	10.7
1975	George Sorrell	373	13.3
1976	Tim Sisneros	276	9.9
1977	Bob Martin	245	8.4
1978	Bob Martin	202	7.8
1979	Greg Joyner	222	8.5
1980	Jerry Beck	234	9.0
1981	Jerry Beck	265	9.8
1982	Jerry Beck	280	9.3
1983	Doug Lipscomb	228	8.4
1984	Doug Lipscomb	211	7.8
1985	Kerry Hammonds	247	8.0
1986	Kerry Hammonds	244	7.6
1987	Dwayne Rainey	258	8.9
1988	Dwayne Rainey	312	9.2
1989	Kerry Hammonds	319	10.3
1990	Quincy Vance	229	8.5
1991	Warren Kidd	370	12.3
1992	Warren Kidd	292	10.8
1993	Warren Kidd	386	14.8
1994	Bobby Clark	149	5.5
1995	Roni Bailey	165	6.1
1996	Aylton Tesch	232	8.6



- YEARLY LEADERS -

**BLUE
RAIDER**

BASKETBALL

1997	Roni Bailey	189	6.1	1984	LaRae Davis	.462	127-275
1998	Aylton Tesch	235	8.7	1985	Kim Cooksey	.469	228-486
1999	Lee Nosse	150	5.4	1986	Kim Cooksey	.472	278-589
2000	Cedrick Wallace	130	4.6	1987	Dwayne Rainey	.520	169-325
2001	Bryant Mitchell	133	4.9	1988	Randy Henry	.524	197-376
2002	Lee Nosse	218	7.5	1989	Randy Henry	.548	267-487
2003	William Pippen	179	6.0	1990	Kevin Wallace	.422	133-315
2004	Michael Cuffee	150	5.8	1991	Warren Kidd	.700	173-247
2005	Steve Thomas	180	7.5	1992	Warren Kidd	.664	156-235
2006	Marcus Morrison	153	5.7	1993	Warren Kidd	.630	167-265
2007	Tim Blue	166	5.2	1994	Milton Dean	.397	212-534
2008	Theryn Hudson	158	5.4	1995	Tim Gaither	.369	120-325
2009	Montarrio Haddock	161	5.2	1996	Nod Carter	.434	125-288
2010	Monatrrio Haddock	183	5.7	1997	Roni Bailey	.494	177-358
2011	Trevor Ottley	166	5.2	1998	Freddie Martinez	.422	117-277
2012	LaRon Dendy	243	7.1	1999	Cedrick Wallace	.431	134-311
2013	Marcos Knight	196	5.8	2000	Fernando Ortiz	.444	143-322
2014	Shawn Jones	279	8.5	2001	Iiro Tennngren	.438	99-226
2015	Reggie Upshaw	251	7.0	2002	Lee Nosse	.531	135-254
2016	Reggie Upshaw	298	8.5	2003	William Pippen	.557	196-352
2017	JaCorey Williams	264	7.3	2004	Tommy Gunn	.476	151-317
2018	Nick King	278	8.4	2005	Michael Cuffee	.498	158-317
2019	Karl Gamble	201	6.3	2006	Francis Cuyler	.385	109-283
2020	Jayne Johnson	160	5.2	2007	Desmond Yates	.536	141-263
2021	Jo'Vontae Millner-Criss	113	5.1	2008	Desmond Yates	.575	200-348
2022	DeAndre Dishman	181	4.9	2009	Desmond Yates	.579	228-394
				2010	Montarrio Haddock	.489	153-313
				2011	Jason Jones	.476	146-307
				2012	LaRon Dendy	.530	175-330
				2013	Marcos Knight	.447	155-347
				2014	Shawn Jones	.577	183-317
				2015	Reggie Upshaw	.440	131-298
				2016	Reggie Upshaw	.497	185-372
				2017	JaCorey Williams	.533	258-484
				2018	Nick King	.495	259-523
				2019	Antonio Green	.376	196-521
				2020	C.J. Jones	.428	169-395
				2021	Jordan Davis	.373	94-252
				2022	Donovan Sims	.398	147-369

FIELD GOALS MADE

Year	Player	Pct	FG-Att
1952	Harry Gupton	.368	124-337
1953	Ken Trickey	.293	130-444
1954	Render Carden	.425	139-327
1955	Render Carden	.427	140-328
1956	Douglas Shrader	.396	139-351
1957	Jerry Hurst	.371	119-321
1958	Frank Davis	.418	131-313
1959	Bob Burden	.411	153-372
1960	Bob Burden	.383	143-373
1961	Bob Burden	.375	128-341
1962	Paul Holland	.359	94-262
1963	Larry Stewart	.445	165-371
1964	Larry Stewart	.418	160-383
1965	Billy Martin	.410	130-317
1966	Bobby Gardner	.436	175-401
1967	Bobby Gardner	.385	144-374
1968	Willie Brown	.422	229-543
1969	Willie Brown	.396	239-603
1970	Ken Riley	.490	128-261
1971	Herman Sykes	.391	166-427
1972	Herman Sykes	.475	183-385
1973	Steve Peeler	.512	148-289
1974	Jimmy Powell	.493	177-359
1975	George Sorrell	.543	197-363
1976	Tim Sisneros	.570	257-451
1977	Bob Martin	.574	201-350
1978	Greg Joyner	.560	183-327
1979	Greg Joyner	.525	223-425
1980	Leroy Coleman	.478	165-345
1981	Rick Campbell	.506	179-354
1982	Rick Campbell	.506	221-437
1983	LaRae Davis	.403	129-320

FIELD GOAL PERCENTAGE

Year	Player	Pct	FG-Att
1952	Harry Gupton	.368	124-337
1953	Ken Trickey	.293	130-444
1954	Render Carden	.425	139-327
1955	Render Carden	.427	140-328
1956	Douglas Shrader	.396	139-351
1957	Bob Williamson	.489	86-176
1958	Bob Williamson	.419	124-296
1959	Don Smith	.457	84-184
1960	Paul Holland	.412	91-221
1961	Bennett Jent	.463	114-246
1962	Ed Newton	.373	76-204
1963	Larry Stewart	.445	165-371
1964	Jim Spencer	.516	97-188
1965	Mike Milholland	.471	120-255
1966	Bobby Gardner	.436	175-401
1967	Jay Cole	.421	141-335
1968	Ken Riley	.468	131-280
1969	Art Polk	.402	145-361
1970	Ken Riley	.490	128-261

HISTORY/RECORDS



- YEARLY LEADERS -

1971	Ken Riley	.494	165-334	1992	Robert Taylor	.319	51-160
1972	Herman Sykes	.475	183-385	1993	Robert Taylor	.404	61-151
1973	Jimmy Powell	.489	206-421	1994	Milton Dean	.314	54-172
1974	George Sorrell	.557	151-271	1995	Tim Gaither	.324	33-102
1975	George Sorrell	.543	197-363	1996	Nod Carter	.390	53-136
1976	Tim Sisneros	.570	257-451	1997	Torrey Moore	.436	65-149
1977	Bob Martin	.574	201-350	1998	Freddie Martinez	.407	66-162
1978	Bob Martin	.573	130-227	1999	Ali McGhee	.399	55-138
1979	Chris Harris	.540	121-224	2000	Fernando Ortiz	.316	50-158
1980	Jerry Beck	.555	157-283		Jonathan Whitworth	.505	50-99
1981	Jerry Beck	.602	174-289	2001	Freddie Martinez	.345	50-145
1982	Jerry Beck	.621	180-290	2002	Tommy Gunn	.383	44-115
1983	Doug Lipscomb	.597	123-206	2003	Tommy Gunn	.428	59-138
1984	Russell Smith	.559	118-211	2004	Mike Dean	.437	62-142
1985	Lonnie Thompson	.477	175-367	2005	Mike Dean	.333	53-159
1986	Lee Campbell	.634	130-205	2006	Adam Vogelsberg	.417	68-163
1987	Randy Henry	.566	164-290	2007	Kevin Kanaskie	.360	67-186
1988	Leslie Gregory	.565	169-299	2008	Kevin Kanaskie	.374	61-163
1989	Randy Henry	.548	267-487	2009	Kevin Kanaskie	.325	62-191
1990	Quincy Vance	.552	106-192	2010	James Washington	.380	65-171
1991	Warren Kidd	.700	173-247	2011	James Washington	.396	72-182
1992	Warren Kidd	.664	156-235	2012	Raymond Cintron	.432	67-155
1993	Warren Kidd	.630	167-265	2013	Raymond Cintron	.438	71-162
1994	Bobby Clark	.504	170-139	2014	Kerry Hammonds II	.387	67-173
1995	David Washington	.512	103-201	2015	Giddy Potts	.377	46-122
1996	Aylton Tesch	.583	123-211	2016	Giddy Potts	.506	79-156
1997	Nod Carter	.501	173-345	2017	Giddy Potts	.384	76-198
1998	Malachi Allen	.572	79-138	2018	Giddy Potts	.405	85-210
1999	Dale Thomas	.576	99-172	2019	Antonio Green	.345	105-304
2000	Cedrick Wallace	.498	133-267	2020	C.J. Jones	.400	78-195
2001	Bryant Mitchell	.537	95-177	2021	Jalen Jordan	.432	35-81
2002	Lee Nosse	.531	135-254	2022	Josh Jefferson	.370	71-192
2003	William Pippen	.557	196-352				
2004	Tommy Gunn	.476	151-317				
2005	Michael Cuffee	.498	158-317				
2006	Kyle Young	.651	108-166				
2007	Theryn Hudson	.596	81-136				
2008	Theryn Hudson	.647	108-167				
2009	Desmond Yates	.579	228-394				
2010	Desmond Yates	.507	145-286				
2011	Jason Jones	.476	146-307				
2012	Shawn Jones	.551	98-178				
2013	Neiko Hunter	.516	99-192				
2014	Shawn Jones	.577	183-317				
2015	Jacquez Rozier	.503	90-179				
2016	Perrin Buford	.506	164-324				
2017	Jacorey Williams	.533	258-484				
2018	Brandon Walters	.651	142-218				
2019	Reggie Scurry	.561	142-253				
2020	Reggie Scurry	.598	67-112				
2021	Jalen Jordan	.426	58-136				
2022	Teafale Lenard, Jr.	.560	102-182				

(min. 2.5 FGM per game)

3-POINT FIELD GOALS MADE

Year	Player	Pct	Avg
1987	Chris Rainey	.500	32-64
1988	Chris Rainey	.464	83-179
1989	Chris Rainey	.468	65-139
1990	Kevin Wallace	.400	34-85
1991	Robert Taylor	.368	77-209

3-POINT FIELD GOAL PERCENTAGE

Year	Player	Pct	Avg
1987	Chris Rainey	.500	32-64
1988	Chris Rainey	.464	83-179
1989	Chris Rainey	.468	65-139
1990	Kevin Wallace	.400	34-85
1991	Robert Taylor	.368	77-209
1992	Kelvin Hammonds	.458	38-83
1993	Ramond Davis	.430	37-86
1994	Milton Dean	.314	54-172
1995	Tim Gaither	.324	33-102
1996	Nod Carter	.390	53-136
1997	Nod Carter	.438	53-121
1998	K. J. Harden	.411	39-95
1999	Ali McGhee	.399	55-138
2000	Jonathan Whitworth	.505	50-99
2001	Jani Hiltunen	.382	26-68
2002	Tommy Gunn	.383	44-115
2003	Tommy Gunn	.428	59-138
2004	Mike Dean	.437	62-142
2005	Marcus Morrison	.412	40-97
2006	Adam Vogelsberg	.417	68-163
2007	Kevin Kanaskie	.360	67-186
2008	Kevin Kanaskie	.374	61-163
2009	Kevin Kanaskie	.325	62-191
2010	Desmond Yates	.437	31-71
2011	James Washington	.396	72-182
2012	Raymond Cintron	.432	67-155

- YEARLY LEADERS -

2013	Raymond Cintron	.438	71-162
2014	JaQawn Raymond	.405	45-111
2015	Giddy Potts	.377	46-122
2016	Giddy Potts	.506	79-156
2017	Xavier Habersham	.453	39-86
2018	Giddy Potts	.405	85-210
2019	Donovan Sims	.362	55-152
2020	C.J. Jones	.400	78-195
2021	Jalen Jordan	.426	35-81
2022	Josh Jefferson	.370	71-192

(min. 1 3FGM per game)

1998	Aylton Tesch	.687	138-201
1999	Cedrick Wallace	.712	84-118
2000	Fernando Ortiz	.788	93-118
2001	Tommy Gunn	.797	55-69
2002	Lee Nosse	.855	71-83
2003	Tommy Gunn	.822	88-107
2004	Tommy Gunn	.815	106-130
2005	Mike Dean	.779	116-149
2006	Adam Vogelsberg	.908	108-119
2007	Kevin Kanaskie	.772	95-123
2008	Kevin Kanaskie	.795	116-146
2009	Kevin Kanaskie	.855	100-117
2010	James Washington	.775	110-142
2011	James Washington	.864	133-154
2012	LaRon Dendy	.574	135-235
2013	Marcos Knight	.692	101-146
2014	Shawn Jones	.687	101-147
2015	Reggie Upshaw	.648	81-125
2016	Reggie Upshaw	.494	83-168
2017	JaCorey Williams	.696	103-148
2018	Nick King	.732	134-183
2019	Reggie Scurry	.667	80-120
2020	C.J. Jones	.870	67-77
2021	Jalen Jordan	.841	37-44
2022	Camryn Weston	.808	101-125

FREE THROWS MADE

Year	Player	Pct	FT-Att
1952	Ray Cox	.555	71-128
1953	John Price	.651	95-146
1954	Render Carden	.756	96-127
1955	Render Carden	.775	148-191
1956	Douglas Shrader	.674	97-144
1957	John Price	.683	157-230
1958	Bob Williamson	.712	116-163
1959	Don Smith	.697	131-188
1960	Bob Burden	.729	148-203
1961	Bob Burden	.685	135-197
1962	Paul Holland	.776	66-85
1963	Bennett Jent	.655	95-145
	Larry Stewart	.754	95-126
1964	Ray Kempf	.697	83119
1965	Billy Martin	.717	91-127
1966	Jay Cole	.764	94-123
1967	Bobby Gardner	.727	88-121
1968	Willie Brown	.726	98-135
1969	Willie Brown	.709	127-179
1970	Jim Drew	.677	90-133
1971	Herman Sykes	.816	111-136
1972	Herman Sykes	.759	132-174
1973	Steve Peeler	.717	38-53
1974	George Sorrell	.724	84-116
1975	Sleepy Taylor	.811	99-122
1976	Tim Sisneros	.698	104-149
1977	Bob Martin	.692	117-169
1978	Sleepy Taylor	.806	133-165
1979	Greg Joyner	.797	98-123
1980	Jerry Beck	.791	91-115
1981	Jerry Beck	.778	119-153
1982	Jerry Beck	.733	165-225
1983	Doug Lipscomb	.667	100-150
1984	Russell Smith	.669	89-133
1985	Kerry Hammonds	.672	90-134
1986	Kerry Hammonds	.704	95-135
1987	Dwayne Rainey	.659	89-135
1988	Dwayne Rainey	.710	110-155
1989	Chris Rainey	.816	111-136
1990	Robert Taylor	.792	84-106
1991	Robert Taylor	.768	86-112
1992	Robert Taylor	.829	126-152
1993	Robert Taylor	.822	74-90
1994	Milton Dean	.739	119-161
1995	Tim Gaither	.828	96-116
1996	Aylton Tesch	.633	112-177
1997	Nod Carter	.801	121-151

FREE THROW PERCENTAGE

Year	Player	Pct	FT-Att
1952	Harry Gupton	.667	60-90
1953	John Price	.651	95-146
1954	Render Carden	.756	96-127
1955	Render Carden	.775	148-191
1956	Tommy Griffith	.802	69-86
1957	Ted York	.730	81-111
1958	Dickie Baugh	.804	78-97
1959	Ray Hammers	.778	49-63
1960	Don Smith	.847	144-170
1961	Phil Jones	.871	27-31
1962	Paul Holland	.776	66-85
1963	Larry Stewart	.754	95-126
1964	Larry Stewart	.807	71-88
1965	Jack Sutter	.769	70-91
1966	Jack Sutter	.839	73-87
1967	Jay Cole	.758	69-91
1968	Terry Scott	.746	47-63
1969	Steve McElhaney	.763	58-76
1970	Stan Sumrell	.882	60-68
1971	Herman Sykes	.816	111-136
1972	Herman Sykes	.759	132-174
1973	Steve Peeler	.717	38-53
1974	Fred Allen	.739	82-111
1975	Sleepy Taylor	.811	99-122
1976	Fred Allen	.824	89-108
1977	Lewis Mack	.783	101-129
1978	Sleepy Taylor	.806	133-165
1979	Greg Joyner	.797	98-123
1980	Edward Perry	.795	70-88
1981	Jerry Beck	.778	119-153
1982	Maurly Mapes	.777	28-36
1983	Edward Perry	.733	44-60
1984	Maurly Mapes	.894	42-47



- YEARLY LEADERS -

1985	Russell Smith	.740	57-77	1989	Gerald Harris	207	6.7
1986	Duane Washington	.763	45-59	1990	Gerald Harris	143	5.3
1987	Duane Washington	.824	75-91	1991	Greg Christian	125	5.2
1988	Phil Snell	.868	33-38	1992	Kelvin Hammonds	82	3.0
1989	Chris Rainey	.816	111-136	1993	Ramond Davis	64	2.6
1990	Mike Buck	.810	34-42		Tim Gaither	80	2.6
1991	Greg Christian	.853	29-34	1994	Tim Gaither	84	3.2
1992	Robert Taylor	.829	126-152	1995	Tim Gaither	112	4.3
1993	Robert Taylor	.822	74-90	1996	Tim Gaither	78	2.9
1994	Tim Gaither	.805	91-113	1997	Richard Duncan	140	4.5
1995	Tim Gaither	.828	96-116	1998	Richard Duncan	117	4.2
1996	Nod Carter	.881	104-118	1999	Richard Duncan	142	4.6
1997	Nod Carter	.801	121-151	2000	Jonathan Whitworth	131	4.7
1998	Kent Ayer	.811	43-53	2001	D'Marius Wilkes	88	3.3
1999	Gerald King	.826	57-69	2002	Eric Parham	114	3.9
2000	Lee Nosse	.892	83-93	2003	Eric Parham	113	3.8
2001	Tommy Gunn	.797	55-69	2004	Bryan Smithson	113	3.9
2002	Lee Nosse	.855	71-83	2005	Bryan Smithson	96	3.2
2003	Tommy Gunn	.822	88-107	2006	Francis Cuyler	76	2.7
2004	Tommy Gunn	.815	106-130	2007	Kevin Kanaskie	185	5.8
2005	Bryan Smithson	.853	58-68	2008	Nigel Johnson	110	3.4
2006	Adam Vogelsberg	.908	108-119	2009	Kevin Kanaskie	120	3.8
2007	Nigel Johnson	.836	56-67	2010	James Washington	126	3.8
2008	Desmond Yates	.805	91-113	2011	James Washington	91	2.8
2009	Kevin Kanaskie	.855	100-117	2012	Bruce Massey	134	3.9
2010	Montarrio Haddock	.836	92-110	2013	Bruce Massey	111	3.3
2011	James Washington	.864	133-154	2014	Tweety Knight	152	4.6
2012	Raymond Cintron	.907	49-54	2015	JaQawn Raymond	75	2.1
2013	Neiko Hunter	.726	53-73	2016	Reggie Upshaw	76	2.2
2014	Kerry Hammonds II	.806	100-124	2017	Tyrik Dixon	119	3.3
2015	JaQawn Raymond	.827	67-81	2018	Tyrik Dixon	100	3.1
2016	Jacob Ivory	.912	31-34	2019	Donovan Sims	88	3.0
2017	Giddy Potts	.808	84-104	2020	Donovan Sims	100	3.2
2018	Giddy Potts	.863	69-80	2021	Jordan Davis	48	2.1
2019	Antonio Green	.874	76-87	2022	Camryn Weston	101	2.7
2020	C.J. Jones	.870	67-77				
2021	Jalen Jordan	.841	37-44				
2022	Donovan Sims	.882	82-93				

(min. 1 FTM per game)

ASSISTS

Year	Player	No.	Avg
1970	Jim Drew	127	4.9
1971	Stan Sumrell	93	3.6
1972	Mason Bonner	77	3.0
1973	Mason Bonner	91	3.8
1974	Jimmy Martin	65	3.3
1975	Jimmy Martin	126	4.5
1976	Lewis Mack	131	4.9
1977	Lewis Mack	144	5.0
1978	Greg Armstrong	82	3.6
1979	Greg Armstrong	131	4.9
1980	Edward Perry	73	2.9
1981	Edward Perry	94	3.5
1982	Edward Perry	86	3.1
1983	LaRae Davis	74	2.7
1984	Maury Mapes	106	3.9
1985	James Johnson	121	3.9
1986	Duane Washington	197	5.8
1987	Duane Washington	255	8.8
1988	Chris Rainey	149	4.4

STEALS

Year	Player	No.	Avg
1981	Rick Campbell	30	1.1
1982	Rick Campbell	39	1.3
1983	LaRae Davis	27	1.0
1984	Doug Lipscomb	18	0.7
	Maury Mapes	18	0.7
1985	James Johnson	63	2.0
1986	James Johnson	73	2.3
1987	Duane Washington	93	3.2
1988	Gerald Harris	42	1.8
1989	Gerald Harris	40	1.3
1990	Gerald Harris	50	1.9
1991	Jeff Clifton	34	1.3
1992	Kelvin Hammonds	42	1.6
1993	Warren Kidd	34	1.3
1994	Tim Gaither	52	2.0
1995	Tim Gaither	39	1.5
1996	Aylton Tesch	40	1.5
1997	Richard Duncan	49	1.6
1997	Roni Bailey	49	1.6
	Richard Duncan	49	1.6
1998	Richard Duncan	54	1.9
1999	Richard Duncan	87	2.8
2000	Fernando Ortiz	60	2.1



- YEARLY LEADERS -

2001	D'Marius Wilkes	31	1.1	2016	Perrin Buford	40	1.1
2002	Tommy Gunn	43	1.6	2017	Reggie Upshaw	31	0.9
2003	Tommy Gunn	38	1.3	2018	Brandon Walters	30	0.9
2004	Tommy Gunn	45	1.6	2019	James Hawthorne	26	0.8
2005	Marcus Morrison	42	1.4	2020	Tyson Jackson	21	0.7
2006	Bud Howard	29	1.1	2021	Jo'Vontae Millner-Criss-Criss	14	0.6
2007	Nigel Johnson	32	1.0	2022	Teafale Lenard, Jr.	58	1.6
2008	Kevin Kanaskie	39	1.2				
2009	Demetrius Green	32	1.1				
2010	James Washington	43	1.3				
2011	James Washington	52	1.6				
2012	Bruce Massey	54	1.6				
2013	Bruce Massey	51	1.5				
2014	Tweety Knight	66	2.0				
2015	JaQawn Raymond	36	1.0				
2016	Reggie Upshaw	51	1.5				
2017	Giddy Potts	47	1.3				
2018	Giddy Potts	45	1.4				
2019	Donovan Sims	45	1.6				
2020	Donovan Sims	46	1.5				
2021	DeAndre Dishman	34	1.5				
2022	Eli Lawrence	47	1.3				

BLOCKS

Year	Player	No.	Avg
1981	Lucious Hailey	17	0.6
1982	Lucious Hailey	30	1.0
1983	Raleigh Choice	16	0.6
1984	Russell Smith	23	0.9
1985	Russell Smith	23	0.7
1986	Jimmy McGill	24	0.9
1987	Jimmy McGill	20	0.9
1988	Leslie Gregory	30	0.9
1989	Chris Ingram	24	0.8
1990	Chris Ingram	23	1.0
1991	Warren Kidd	70	2.3
1992	Warren Kidd	62	2.3
1993	Warren Kidd	53	2.0
1994	Paul Washington	19	0.7
1995	Velviov Goodloe	17	0.6
1996	David Washington	22	0.8
1997	Nod Carter	9	0.3
1998	Mantia Callender	41	1.5
1999	Lee Nosse	55	2.0
2000	Lee Nosse	38	1.4
2001	Iiro Tenngren	20	0.7
2002	Lee Nosse	45	1.6
2003	William Pippen	27	0.9
2004	Alex Weekes	25	0.9
2005	Steve Thomas	17	0.7
2006	Kyle Young	18	0.6
2007	Tim Blue	26	0.8
2008	Theryn Hudson	24	0.8
2009	Dino Hair	13	0.4
	Desmond Yates	13	0.4
2010	Trevor Ottley	42	1.3
2011	Trevor Ottley	37	1.2
2012	LaRon Dendy	48	1.4
2013	Shawn Jones	43	1.3
2014	Shawn Jones	63	1.9
2015	Reggie Upshaw	35	1.0





- YEAR-BY-YEAR STATS -

Year	Total						Rebounds						Avg	PF-FO	Ast	TO	Blk	Stl	Pts	Avg
	GP	Min	FG-A	Pct	3FG-A	Pct	FT-A	Pct	O-D-T	Avg	PF-FO	Ast								
1955-56	21	NA	542-1560	.347	NA	.000	531-744	.714	NA-1098	52.3	411-23	NA	NA	NA	NA	1615	76.9			
1956-57	25	NA	651-1670	.390	NA	.000	584-881	.663	NA-1236	49.4	497-30	NA	NA	NA	NA	1886	75.4			
1957-58	21	NA	569-1578	.361	NA	.000	377-557	.677	NA-1234	58.8	419-17	NA	NA	NA	NA	1515	72.1			
1959-60	23	NA	606-1619	.374	NA	.000	580-796	.729	NA-1197	52.0	484-24	NA	NA	NA	NA	1792	77.9			
1960-61	23	NA	604-1574	.384	NA	.000	465-718	.648	NA-1159	50.4	453-20	NA	NA	NA	NA	1673	72.7			
1961-62	18	NA	438-1220	.359	NA	.000	344-514	.669	NA-922	51.2	355-16	NA	NA	NA	NA	1220	67.8			
1962-63	24	NA	653-1683	.388	NA	.000	392-613	.639	NA-1221	50.9	465-27	NA	NA	NA	NA	1698	70.8			
1963-64	21	NA	637-1494	.426	NA	.000	399-563	.709	NA-1071	51.0	424-24	NA	NA	NA	NA	1673	79.7			
1964-65	24	NA	788-1954	.403	NA	.000	433-643	.673	NA-1351	56.3	556-34	NA	NA	NA	NA	2009	83.7			
1965-66	24	NA	685-1796	.381	NA	.000	442-650	.680	NA-1115	46.5	495-18	NA	NA	NA	NA	1812	75.5			
1966-67	25	NA	729-1868	.390	NA	.000	430-642	.670	NA-1230	49.2	539-29	NA	NA	NA	NA	1888	75.5			
1967-68	24	NA	738-1804	.409	NA	.000	459-712	.645	NA-1295	54.0	475-20	NA	NA	NA	NA	1935	80.6			
1968-69	26	NA	849-2180	.389	NA	.000	502-753	.667	NA-1685	64.8	495-27	NA	NA	NA	NA	2200	84.6			
1969-70	26	NA	733-1776	.413	NA	.000	451-743	.607	NA-1361	52.3	494-18	NA	NA	NA	NA	1917	73.7			
1970-71	26	NA	733-1783	.411	NA	.000	359-548	.655	NA-1239	47.7	438-9	282	NA	NA	NA	1825	70.2			
1971-72	26	NA	712-1588	.448	NA	.000	431-705	.611	NA-1034	39.8	457-23	249	NA	NA	NA	1855	71.3			
1972-73	25	NA	817-1817	.450	NA	.000	260-420	.619	NA-1126	45.0	546-24	264	460	NA	NA	1894	75.8			
1973-74	26	NA	920-1911	.481	NA	.000	398-588	.677	NA-1235	47.5	526-17	358	542	NA	NA	2238	86.1			
1974-75	28	NA	979-2095	.467	NA	.000	439-650	.675	NA-1389	49.6	516-16	396	533	NA	NA	2397	85.6			
1975-76	28	NA	884-1789	.494	NA	.000	371-515	.720	NA-1093	39.0	509-18	342	532	NA	NA	2139	76.4			
1976-77	29	NA	859-1738	.494	NA	.000	475-647	.734	NA-1080	37.2	503-17	364	526	NA	NA	2193	75.6			
1977-78	26	NA	739-1445	.511	NA	.000	365-501	.729	NA-906	34.8	470-14	264	447	NA	NA	1843	70.9			
1978-79	27	NA	782-1566	.499	NA	.000	448-647	.692	NA-1047	38.8	562-30	391	524	NA	NA	2012	74.5			
1979-80	26	NA	706-1474	.479	NA	.000	354-497	.712	NA-869	33.4	459-18	275	365	NA	NA	1766	67.9			
1980-81	27	5496	737-1477	.499	NA	.000	392-582	.674	NA-966	35.8	452-13	280	373	50	134	1866	69.1			
1981-82	30	6124	756-1577	.479	NA	.000	416-626	.665	NA-1022	34.1	484-18	361	443	69	145	1928	64.3			
1982-83	27	5412	733-1669	.439	NA	.000	331-478	.692	NA-1053	39.0	475-15	273	416	35	140	1797	66.6			
1983-84	27	5423	705-1478	.477	NA	.000	333-477	.698	NA-891	33.0	390-5	322	371	58	113	1743	64.6			
1984-85	31	6217	876-1935	.453	NA	.000	389-591	.658	NA-1157	37.3	631-22	434	429	63	198	2141	69.1			
1985-86	34	6910	1160-2284	.508	NA	.000	468-701	.668	NA-1357	39.9	675-27	673	771	74	287	2788	82.0			
1986-87	29	5861	986-1985	.497	53-121	.438	462-624	.740	415-685-1100	37.9	574-19	531	393	72	237	2487	85.8			
1987-88	34	6884	1048-2162	.485	133-326	.408	534-740	.722	428-853-1281	37.7	645-17	527	489	87	180	2763	81.3			
1988-89	31	6298	1086-2216	.490	142-344	.413	496-653	.760	438-793-1231	39.7	685-24	533	413	67	189	2810	90.6			
1989-90	27	5309	757-1787	.424	129-394	.327	444-608	.730	337-621-958	35.5	558-22	352	323	69	128	2087	77.3			
1990-91	30	6033	901-1965	.459	172-491	.350	462-672	.688	378-837-1215	40.5	617-23	471	461	143	177	2436	81.2			
1991-92	27	5408	773-1577	.490	107-301	.355	435-600	.725	333-604-937	34.7	NA	396	455	105	186	2088	77.3			
1992-93	26	5285	678-1526	.444	107-301	.355	411-470	.662	326-547-873	33.6	NA	396	455	71	186	1774	68.2			
1993-94	27	5120	711-1751	.406	112-390	.287	395-585	.675	376-661-1037	38.4	605-31	306	419	54	226	1929	71.4			
1994-95	27	5525	719-1684	.427	93-279	.333	403-612	.658	430-600-1030	38.1	572-16	374	444	70	236	1934	71.6			
1995-96	27	5425	709-1549	.458	131-367	.357	449-635	.707	342-608-950	35.2	517-14	377	380	52	157	1998	74.0			
1996-97	31	6194	849-1880	.452	261-682	.383	469-656	.715	497-695-1192	38.5	525-8	518	420	40	232	2428	78.3			
1997-98	28	5650	690-1540	.448	195-530	.368	409-613	.667	347-622-969	34.6	460-9	413	418	91	230	1984	70.9			
1998-99	31	6250	765-1653	.463	205-577	.355	408-566	.721	337-633-970	31.3	552-11	444	540	103	294	2143	69.1			
1999-00	28	5700	746-1613	.462	193-533	.362	458-625	.733	338-601-939	33.5	560-16	484	461	101	278	2143	76.5			
2000-01	27	5450	646-1469	.440	182-538	.338	316-463	.683	261-581-842	31.2	442-10	420	420	83	179	1790	66.3			
2001-02	29	5875	713-1598	.446	205-607	.338	310-451	.687	303-700-1003	34.6	482-14	378	499	98	229	1941	66.9			
2002-03	30	6050	740-1589	.466	194-535	.363	379-555	.683	318-738-1056	35.2	598-17	358	492	69	159	2053	68.4			
2003-04	29	5848	694-1577	.440	182-483	.377	464-677	.685	322-692-1014	35.0	601-14	328	420	73	185	2034	70.1			
2004-05	31	6250	772-1766	.437	195-564	.346	473-676	.700	408-762-1170	37.7	591-18	359	444	70	191	2212	71.4			
2005-06	28	5656	679-1550	.438	190-550	.345	429-604	.710	335-637-972	34.7	552-19	369	396	61	183	1977	70.6			
2006-07	32	6475	741-1619	.458	146-432	.338	367-524	.700	283-750-1033	32.3	638-18	401	455	91	127	1995	62.3			
2007-08	32	6476	765-1639	.467	175-488	.359	475-668	.711	297-700-997	31.2	648-23	388	463	70	190	2180	68.1			



- YEAR-BY-YEAR STATS -

Year	Total				Rebounds												
	GP	Min	FG-A	Pct	3FG-A	Pct	FT-A	Pct	O-D-T	Avg	PF-FO	Ast	TO	Blk	Stl	Pts	Avg
2008-09	32	6425	811-1799	.451	154-485	.318	478-689	.694	385-715-1100	34.4	653-23	394	379	47	192	2254	70.4
2009-10	33	6599	792-1780	.445	201-530	.379	497-675	.736	336-761-1097	33.2	696-25	365	436	82	199	2282	69.2
2010-11	32	6525	733-1719	.426	168-492	.341	584-823	.710	393-733-1126	35.2	756-28	339	485	114	277	2218	69.3
2011-12	34	6850	882-1782	.495	163-445	.366	532-838	.635	376-820-1196	35.2	670-7	525	473	150	238	2459	72.3
2012-13	34	6850	848-1835	.462	181-480	.377	528-760	.695	407-836-1243	36.6	700-8	481	464	128	238	2405	70.7
2013-14	33	6650	816-1795	.455	178-520	.342	529-796	.665	399-812-1211	36.7	664-22	433	416	158	234	2339	70.9
2014-15	36	7376	775-1867	.414	242-675	.359	497-710	.700	386-829-1215	33.8	660-13	396	469	112	214	2285	63.5
2015-16	35	7025	909-2025	.449	279-716	.390	442-718	.616	369-914-1283	36.7	702-13	455	419	123	215	2539	72.5
2016-17	36	7225	1014-2077	.488	228-622	.367	441-631	.699	355-918-1273	35.4	657-5	553	374	100	242	2697	74.9
2017-18	33	6650	902-1914	.471	241-648	.372	434-585	.742	346-836-1182	35.8	651-17	468	413	76	201	2479	75.1
2018-19	32	6400	778-1859	.419	212-651	.326	373-551	.677	385-843-1228	38.4	584-11	352	512	85	190	2141	66.9
2019-20	31	6250	776-1850	.419	255-763	.334	386-576	.670	333-754-1087	35.1	620-10	406	436	91	210	2193	70.7
2020-21	23	4600	511-1323	.386	171-528	.324	233-341	.683	226-549-775	33.7	373-6	229	345	52	164	1426	62.0
2021-22	37	7550	963-2140	.450	302-914	.330	543-718	.756	381-925-1306	35.3	680-14	460	477	158	295	2771	74.9





- YEAR-BY-YEAR RESULTS -

1913-14

Overall: 1-2	
Coach: Alfred B. Miles	
Vanderbilt	L, 5-53
Castle Heights	L, 7-22
Dixie College (Cookeville)	W, 27-13

1914-15

Overall: 2-2	
Coach: Alfred B. Miles	
WKU	L, 21-32
WKU	W, 32-19
Brownies (Independent)	W, 33-25
Castle Heights	Lost

1915-22

NO TEAMS - WORLD WAR I

1922-23

Overall: 11-1	
Coach: Alfred B. Miles	
Peabody	W, 53-19
South YMCA (Nashville)	W, 47-21
Bryson (Fayetteville)	L, 17-19
S.P.U. (Clarksville)	W, 38-29
Vanderbilt Freshmen	W, 23-10
Bryson (Fayetteville)	W, 24-18
Sewanee	W, 23-17
Vanderbilt Freshmen	W, 19-17
Sewanee	W, 48-8
Peabody	W, 48-13
S.P.U.	W, 18-16
Peabody	W, 60-18

1923-24 (Incomplete)

Overall: 13-1	
Coach: Alfred B. Miles	
WKU	W, 34-19
WKU	L, 24-29

1924-25 (Incomplete)

Overall: 3-1	
Coach: Guy Stephenson	
WKU	W, 43-23
WKU	W, 37-36
Vanderbilt	W, 31-28
Vanderbilt	L, 29-30

1925-26 (Incomplete)

Overall: 12-10	
Coach: Guy Stephenson	
Union (TN)	W, 36-28
Tennessee Tech	W, 40-20
Burke Terrors (Independent)	L, 21-32
Swedes (Forfeit)	W, 2-0
Vanderbilt	L, 19-51
Mercer	L, 28-30
South YMCA (Nashville)	W, 48-23

Cumberland	W, 40-23
YMHA Peps (Nashville)	L, 27-33
Sewanee	W, 48-15
Rail-lites (Independent)	L, 30-33
Burke Terrors	L, 26-29
Howard College	W, 39-20
Ramblers (Independent)	L, 26-31
Vanderbilt	L, 24-25
South YMCA (Nashville)	W, 37-17
Rail-lites	L, 17-37
Ramblers	L, 16-26
Cincinnati Trust Company	W, 42-35
Sewanee	W, 25-23
YMHA Peps (Nashville)	W, 39-34
Burke Terrors	W, 39-37

1926-27 (Incomplete)

Overall: 3-4	
Coach: Frank Faulkinberry	
Vanderbilt	L, 19-59
YMHA Peps (Nashville)	L, 40-42
Memphis YMCA Tri.	W, 46-30
New York Celtics	L, 34-52
Tennessee Tech	W, 25-23
Tennessee Tech	W, 43-28
Vanderbilt	L, 20-52

1927-28 (Incomplete)

Overall: 9-8	
Coach: Frank Faulkinberry	
Tennessee Tech	L, 18-27
Alumni	W, 34-32
Rail-lites	L, 27-42
Tennessee Tech	W, 31-21
Mercer	L, 28-33
Vanderbilt	L, 29-35
YMHA Peps (Nashville)	L, 30-43
Bryson (Fayetteville)	W, 24-23
Bryson (Fayetteville)	W, 34-32
New York Celtics	L, 36-50
Nashville-Arms	W, 67-33
Burke Terrors	L, 42-55
Cumberland	W, 39-36
Carson-Newman	W, 27-26
YMHA Peps (Nashville)	L, 33-37
Bus Terminal	W, 47-34

1928-29 (Incomplete)

Overall: 3-2	
Coach: Frank Faulkinberry	
WKU	W, 36-28
WKU	W, 28-25
Tennessee Tech	L, 39-40
Tennessee Tech	W, 36-28
Vanderbilt	L, 41-42

1929-30 (Incomplete)

Overall: 16-6	
Coach: Frank Faulkinberry	
Murfreesboro Home Journal	W, 46-22
Tennessee Tech	L, 29-30
Ideal Aces	W, 19-13
Rockvale (Independent)	W, 54-22
Vanderbilt	W, 45-31
WKU	W, 28-26
Tennessee Tech	W, 36-32
YMHA Peps (Nashville)	Won
Murray State	W, 39-29
WKU	W, 35-33
Piedmont College	W, 32-23
Cumberland	W, 42-24
YMHA Peps (Nashville)	L, 28-36
Vanderbilt	L, 30-31
Burke Terrors	W, 34-30
Caruthersville (MO)+	W, 34-20
Memphis State+	L, 21-41
+Mississippi Valley Conference Tourn.	

1930-31 (Incomplete)

Overall: 0-5	
Coach: Frank Faulkinberry	
WKU	L, 29-43
WKU	L, 40-52
Tennessee Tech	L, 24-37
Tennessee Tech	L, 26-34
Vanderbilt	L, 20-42

1931-32

Overall: 9-9	
Coach: Frank Faulkinberry	
Ideal Acre	W, 31-26
Vanderbilt	L, 32-38
Union (TN)	W, 38-29
Sewanee	W, 22-18
Tennessee Tech	L, 13-21
Chattanooga	W, 26-21
Chattanooga	L, 25-43
WKU	W, 32-23
Murray State	L, 18-36
WKU	L, 26-28
Sewanee	W, 44-35
Birmingham Southern	W, 43-30
YMHA Peps (Nashville)	L, 28-34
Murray State	L, 22-36
Vanderbilt	W, 39-35
Burke Terrors (Independent)	L, 24-26
Tennessee Tech	W, 35-29
Tennessee Tech	L, 23-32

1932-33 (Incomplete)

Overall: 9-7	
Coach: Frank Faulkinberry	
WKU	L, 29-43
WKU	L, 29-43
Tennessee Tech	L, 25-35



- YEAR-BY-YEAR RESULTS -

Tennessee Tech	W, 25-23
Cumberland	Won
Murray State	L, 27-77
Murray State	W, 23-22
Memphis State	Won
Chattanooga	W, 39-38
Chattanooga	L, 29-36

Chattanooga	L, 25-31
Chattanooga	W, 55-36
Vanderbilt	L, 12-39
Memphis State	W, 33-24
Memphis State	L, 33-52

Union (TN)	L, 32-36
Memphis State	L, 31-41
Cumberland	L, 34-37
Murray State	L, 42-60
WKU	L, 41-76
Cumberland	W, 40-38
Chattanooga	W, 39-36
David Lipscomb	W, 56-33

1933-34 (Incomplete)

Overall: 4-6

Coach: E.M. Waller

Memphis State	W, 45-33
Memphis State	W, 36-18
Murray State	L, 34-51
Murray State	L, 36-39
Tennessee Tech	L, 15-21
Tennessee Tech	W, 38-27
WKU	L, 32-41
WKU	L, 29-52
Chattanooga	L, 23-38
Chattanooga	W, 53-42

1934-35 (Incomplete)

Overall: 3-7

Coach: E.M. Waller

Murray State	L, 23-42
Murray State	L, 28-33
Tennessee Tech	W, 30-24
Tennessee Tech	W, 27-22
WKU	L, 25-35
WKU	L, 29-55
Chattanooga	L, 29-43
Chattanooga	L, 29-48
Memphis State	W, 33-31
Memphis State	L, 23-33

1935-36 (Incomplete)

Overall: 4-5

Coach: Johnny "Red" Floyd

Memphis State	W, 42-35
Memphis State	W, 40-34
Murray State	L, 31-57
Murray State	L, 26-48
Tennessee Tech	L, 26-31
WKU	L, 14-36
WKU	L, 27-47
Chattanooga	W, 34-20
Chattanooga	W, 42-30

1936-37 (Incomplete)

Overall: 2-10

Coach: Johnny "Red" Floyd

Vanderbilt	L, 30-39
Murray State	L, 17-46
Murray State	L, 32-50
Tennessee Tech	L, 26-27
Tennessee Tech	L, 37-43
WKU	L, 28-48
WKU	L, 32-48

1937-38

Overall: 6-10

Coach: Johnny "Red" Floyd

David Lipscomb	L, 29-48
New York Celtics	L, 54-60
Murfreesboro Ramblers	W, 41-31
Murray State	L, 36-66
Murray State	L, 31-45
Cumberland	W, 39-37
Tennessee Tech	L, 29-44
Union (TN)	L, 34-56
David Lipscomb	L, 41-49
Memphis State	W, 30-29
Nashville Raiders	W, 67-35
Union (TN)	L, 24-57
Memphis State	W, 44-43
Cumberland	W, 48-41
Tennessee Tech	L, 26-34
Tennessee Tech	L, 23-50

1938-39

Overall: 5-8

Coach: Johnny "Red" Floyd

New York Celtics	L, 34-50
Memphis State	W, 41-31
Murray State	L, 37-48
Tennessee Tech	L, 34-37
WKU	L, 31-67
David Lipscomb	L, 53-66
Union (TN)	W, 53-40
Memphis State	W, 39-31
Union (TN)	W, 59-34
WKU	L, 29-66
Murray State	L, 48-76
Jacksonville State	L, 45-62
David Lipscomb	W, 31-21

1939-40

Overall: 9-12

Coach: E.W. Midgett

YMHA Peps (Nashville)	W, 35-25
U.S. Royals	W, 38-24
Austin Peay	L, 28-57
WKU	L, 26-60
David Lipscomb	W, 48-21
Chattanooga	L, 29-33
Jacksonville State	W, 55-34
Tennessee Tech	L, 31-39
Memphis State	W, 52-35
Tennessee Tech	W, 47-43
WKU	L, 33-40
Union (TN)	L, 43-46
Austin Peay	L, 38-52

1940-41

Overall: 7-14

Coach: E.W. Midgett

YMHA Peps (Nashville)	W, 31-30
Jacksonville State	W, 37-31
Murray State	L, 37-64
Chattanooga	L, 21-23
Austin Peay	L, 26-40
David Lipscomb	L, 55-56
Memphis State	L, 28-37
WKU	L, 33-60
Sewanee	W, 36-29
Delta State	L, 35-57
Murray State	L, 22-51
Austin Peay	L, 44-75
Union (TN)	L, 52-56
Delta State	L, 36-62
Memphis State	L, 36-52
Sewanee	W, 35-32
Carson-Newman	W, 47-19
Chattanooga	W, 40-22
WKU	L, 38-59
David Lipscomb	W, 45-38
Union (TN)	L, 41-45

1941-42

Overall: 9-9

Coach: E.W. Midgett

191st Field Artillery	W, 54-24
Jacksonville State	W, 35-20
Murray State	L, 33-40
Austin Peay	W, 40-38
Chattanooga	W, 35-31
Memphis State	L, 29-70
David Lipscomb	L, 20-29
Austin Peay	L, 43-44
Sewanee	W, 52-31
Delta State	L, 30-34
Union (TN)	L, 36-51
Murray State	L, 28-52
Memphis State	W, 36-25
Sewanee	W, 53-24
Union (TN)	L, 33-43
Chattanooga	W, 38-18
David Lipscomb	W, 53-42
Delta State	L, 33-51

1942-45

NO TEAMS - WORLD WAR II



- YEAR-BY-YEAR RESULTS -

1945-46 (Incomplete)

Overall: 4-2	
Coach: O.L. Freeman	
Austin Peay	Won
Austin Peay	Won
David Lipscomb	Won
Woodbury (Independent)	Won
Chattanooga	Lost
Chattanooga	Lost

1946-47

Overall: 14-8	
Coach: E.K. Patty	
Bethel	W, 41-39
Sewanee	W, 32-31
Bethel	W, 55-29
N.A.T.T.C	W, 45-30
Memphis State	L, 38-46
Austin Peay	L, 25-45
Spring Hill	L, 22-30
Smyrna Bombers (AF)	W, 33-21
Austin Peay	W, 38-31
Martin College	W, 47-34
Tennessee Tech	L, 34-53
Cumberland	W, 65-41
Memphis State	L, 37-47
David Lipscomb	W, 56-51
Cumberland	W, 52-39
Martin College	W, 51-44
Tennessee Tech	L, 40-52
David Lipscomb	L, 38-46
Sewanee	W, 37-34
Cumberland+	W, 56-22
Austin Peay+	L, 46-64
David Lipscomb+	W, 49-38
+ - TIAC Tournament	

1947-48

Overall: 10-12	
Coach: E.K. Patty	
Memphis State	L, 45-53
Mississippi	L, 36-65
Arkansas State	L, 33-48
Sewanee	W, 47-31
Lincoln Memorial	W, 46-44
Cumberland	W, 45-30
Austin Peay	L, 37-42
Peerless Mills	L, 39-51
Tennessee Tech	L, 38-47
Florence State	W, 57-41
Austin Peay	W, 52-43
David Lipscomb	W, 66-53
Martin College	W, 42-31
Tennessee Tech	L, 56-66
Helps Selfy (Ind.)	L, 53-59
Martin College	W, 58-45
Sewanee	W, 56-38
David Lipscomb	L, 36-43
Memphis State	L, 46-52

David Lipscomb+	L, 42-58
Cumberland+	W, 65-49
Milligan+	L, 53-54
+ - VSAC Tournament	

1948-49

Overall: 11-12	
Coach: Charles Murphy	
Murray State	L, 50-68
Murray State	L, 38-43
Cumberland	W, 86-55
David Lipscomb	L, 50-56
Milligan	L, 67-90
Lincoln Memorial	L, 57-61
Cumberland	W, 47-38
Austin Peay	W, 48-41
Union (TN)	L, 46-56
Tennessee Tech	L, 54-75
David Lipscomb	W, 48-34
Union (TN)	L, 52-57
Bethel	W, 64-40
Peerless Mills	L, 58-67
Tennessee Tech	W, 69-46
Milligan	W, 70-62
Athens College	W, 55-45
Austin Peay	L, 51-58
Memphis State	W, 68-56
Arkansas State	W, 80-37
Lincoln Memorial+	L, 52-59
Cumberland+	W, 68-66
David Lipscomb+	L, 55-59
+ - VSAC Tournament	

1949-50 (Incomplete)

Overall: 14-13	
Coach: Charles N. Greer	
Sewanee	L, 41-54
Millington Naval Base	W, 40-36
Memphis State	L, 50-64
Milligan	W, 72-58
David Lipscomb	L, 41-46
Florence State	L, 67-70
Tennessee Tech	L, 45-56
ETSU	W, 63-57
Union (TN)	W, 46-43
David Lipscomb	W, 44-40
Murray State	L, 37-79
Lincoln Memorial	W, 52-43
Chattanooga	L, 57-61
Smyrna Air Base	W, 84-59
Cumberland	W, 77-30
Cumberland	W, 61-25
Birmingham Southern	W, 56-52
Murray State	L, 59-100
Chattanooga	W, 51-40
Florence State	L, 45-68
Union (TN)	L, 60-70
Tennessee Tech	W, 54-53
Birmingham Southern	L, 51-57

Vanderbilt	L, 39-74
Lincoln Memorial	L, 59-61
Milligan	W, 75-73
David Lipscomb	W, 61-55

1950-51

Overall: 8-14	
Coach: Charles N. Greer	
Vanderbilt	L, 45-58
Florence State	L, 64-80
Austin Peay	L, 65-76
Cumberland	W, 48-44
Sewanee	W, 49-34
David Lipscomb	L, 50-73
Tennessee Tech	L, 37-51
Union (TN)	L, 48-60
Chattanooga	L, 51-60
David Lipscomb	L, 38-88
Sewanee	W, 56-52
Lincoln Memorial	W, 57-53
Tennessee Tech	L, 35-59
Austin Peay	L, 58-71
Cumberland	W, 82-51
Chattanooga	W, 64-62
Union (TN)	L, 63-81
Birmingham Southern	L, 62-67
Florence State	W, 69-68
Lincoln Memorial+	L, 57-61
Milligan+	W, 106-93
ETSU+	L, 62-72
+ - VSAC Tournament	

1951-52

Overall: 19-12	
Coach: Charles N. Greer	
Sewart Air Base	W, 62-36
Sewanee	W, 54-51
Bethel	W, 61-42
Vanderbilt	L, 49-80
Lincoln Memorial	W, 51-48
Milligan	W, 88-56
ETSU	L, 65-70
Austin Peay	L, 49-59
Bethel	L, 48-65
David Lipscomb	W, 57-44
Birmingham Southern	W, 54-52
Union (TN)	L, 59-72
Sewanee	W, 53-42
Lincoln Memorial	W, 55-53
Tennessee Tech	W, 57-56
Chattanooga	W, 62-60
Austin Peay	W, 62-44
David Lipscomb	L, 53-65
Memphis State	L, 57-92
Milligan	W, 89-50
Birmingham Southern	W, 73-57
ETSU	W, 66-64
Tennessee Tech	L, 54-66
Chattanooga	W, 68-44



- YEAR-BY-YEAR RESULTS -

Union (TN)	L, 50-59
Memphis State	L, 46-61
Lincoln Memorial+	W, 87-65
Union (TN)+	L, 56-80
Austin Peay+	W, 63-46
ETSU+	W, 52-46
Memphis State#	L, 39-52
+ - VSACTournament	
# - Sectional NAIB Tournament	

1952-53

Overall: 7-16 • OVC: 0-10
Coach: Charles N. Greer

WKU*	L, 57-87
Eastern Kentucky*	L, 67-73
Sewanee	L, 60-70
Murray State*	L, 67-78
David Lipscomb	L, 60-61
Morehead State*	L, 74-94
Eastern Kentucky*	L, 63-101
Memphis State	W, 77-62
Austin Peay	W, 77-73
Murray State*	L, 73-78
Morehead State*	L, 83-88
Union (TN)	L, 74-91
Tennessee Tech*	L, 62-85
Austin Peay	W, 92-59
David Lipscomb	W, 69-57
Chattanooga	L, 71-93
Union (TN)	W, 62-59
Sewanee	W, 85-73
Chattanooga	W, 79-70
Tennessee Tech*	L, 67-77
WKU*	L, 57-95
David Lipscomb+	L, 75-85
Murray State#	L, 70-79

* - Ohio Valley Conference Game
+ - VSAC Tournament
- OVC Tournament (Louisville, Ky.)

1953-54

Overall: 11-17 • OVC: 1-9
Coach: Charles N. Greer

Morehead State*	L, 80-93
Eastern Kentucky*	W, 60-59
Belmont	W, 74-68
Sewanee	W, 100-78
WKU*	L, 80-88
David Lipscomb	W, 83-70
Sewanee	L, 60-67
Vanderbilt	L, 65-86
WKU*	L, 67-98
Memphis State	L, 68-75
Lincoln Memorial	W, 82-55
ETSU	L, 62-82
ETSU	L, 64-73
Memphis State	L, 65-82
Tennessee Tech*	L, 81-92
Lincoln Memorial	W, 85-72

Austin Peay	W, 60-55
Morehead State*	L, 72-83
Eastern Kentucky*	L, 79-83
Murray State*	L, 83-105
Tennessee Tech*	L, 71-78
Murray State*	L, 77-88
Austin Peay	W, 81-70
David Lipscomb+	W, 73-66
Bethel+	L, 60-66
Union (TN)+	W, 86-65
Murray State#	W, 86-84
Eastern Kentucky#	L, 69-95

* - Ohio Valley Conference Game
+ - VSAC Tournament
- OVC Tournament (Louisville, Ky.)

1954-55

Overall: 11-16 • OVC: 2-8
Coach: Charles N. Greer

Memphis State	L, 80-95
David Lipscomb	L, 75-90
ETSU	L, 63-78
Murray State*	L, 80-104
Murray State*	L, 73-104
WKU*	L, 71-83
Austin Peay	W, 79-69
WKU*	W, 84-77
David Lipscomb	W, 79-68
Eastern Kentucky*	L, 84-108
Morehead State*	L, 79-98
ETSU	L, 79-82
Lincoln Memorial	L, 70-77
Memphis State	L, 86-91
Austin Peay	W, 78-65
Morehead State*	L, 96-97
Tennessee Tech*	L, 68-70
Eastern Kentucky*	L, 69-109
Belmont	W, 109-99
Tennessee Tech*	W, 78-77
Lincoln Memorial+	W, 92-91
Belmont+	W, 77-69
Bethel+	W, 106-87
Morehead State#	L, 68-123
Bethel!	W, 93-84
Lincoln Memorial!	W, 85-79
Southeastern Oklahoma!	L, 67-120

* - Ohio Valley Conference Game
+ - VSAC Tournament
- OVC Tournament (Louisville, Ky.)
! - NAIA Playoffs

1955-56

Overall: 6-15 • OVC: 0-10
Coach: Charles N. Greer

Belmont	W, 83-51
Eastern Kentucky*	L, 69-82
Morehead State*	L, 78-95
David Lipscomb	W, 88-66
Murray State*	L, 66-86

Eastern Kentucky*	L, 75-88
Morehead State*	L, 70-93
Austin Peay	L, 81-85 (OT)
Murray State*	L, 82-104
Belmont	W, 99-94
Tennessee Tech*	L, 65-71
Austin Peay	L, 65-96
WKU*	L, 78-86
David Lipscomb	L, 75-76 (OT)
Tennessee Tech*	L, 68-73
ETSU	L, 73-84
WKU*	L, 85-100
David Lipscomb#	W, 75-69
Austin Peay#	W, 72-63
ETSU#	W, 80-57
Belmont+	L, 88-92

* - Ohio Valley Conference Game
- Capitol City Tournament
+ - VSAC Tournament

1956-57

Overall: 12-13 • OVC: 2-8
Home: 5-6 • Away: 4-7 • Neutral: 3-0
Coach: Ed Diddle Jr.

D4 West Texas State	W, 96-78
D8 at Morehead State*	L, 72-95
D10 Belmont	L, 56-66
J2 Murray State*	L, 68-98
J5 at Kentucky Wesleyan	L, 58-65
J7 Eastern Kentucky*	L, 62-63
J9 Milligan	W, 84-63
J12 at Tennessee Tech*	W, 85-80 (OT)
J14 Austin Peay	L, 60-65
J19 at Belmont	L, 69-78
J21 ETSU	W, 61-55
J28 Morehead State*	L, 61-70
J30 WKU*	L, 72-79
F2 at David Lipscomb	W, 75-73 (OT)
F4 Tennessee Tech*	W, 84-77
F8 at Milligan	W, 91-83
F9 at ETSU	W, 79-61
F13 at Murray State*	L, 80-86
F14 David Lipscomb	W, 75-43
F16 at Austin Peay	L, 76-88
F18 at Eastern Kentucky*	L, 104-109
F20 at WKU*	L, 82-86
F21 Union (TN)+	W, 85-65
F22 Austin Peay+	W, 68-65
F23 East Tennessee+	W, 83-74

* - Ohio Valley Conference Game
+ - VSAC Tournament

1957-58

Overall: 11-10 • OVC: 4-6
Home: 7-4 • Away: 4-6 • Neutral: 0-0
Coach: Ed Diddle Jr.

D9 Kentucky Wesleyan	L, 69-79
D13 at Austin Peay	W, 78-74 (OT)
D16 at West Texas State	W, 88-85



- YEAR-BY-YEAR RESULTS -

D18	at New Mexico A&M	L, 71-82
D20	at Midwestern Univ.	L, 65-84
J4	Morehead State*	W, 71-68
J7	David Lipscomb	W, 68-61
J10	Birmingham Southern	W, 63-54
J13	Tennessee Tech*	L, 65-76
J15	at Murray State*	W, 80-72
J20	Eastern Kentucky*	W, 77-76
J23	at WKU*	L, 67-69
J25	at Morehead State*	L, 79-99
J28	David Lipscomb	W, 77-65
F1	ETSU	W, 62-57
F5	Murray State*	L, 66-71
F10	at Eastern Kentucky*	L, 67-72
F13	Austin Peay	L, 78-93
F15	at Tennessee Tech*	L, 69-73 (OT)
F18	WKU*	W, 81-75
F22	at ETSU	W, 72-59

* - Ohio Valley Conference Game

1958-59

Overall: 9-17 • OVC: 4-8

Home: 5-7 • Away: 4-8 • Neutral: 0-2

Coach: Ed Diddle Jr.

D2	David Lipscomb	W, 79-52
D8	Abilene Christian	L, 69-81
D10	McNeese State	L, 49-50
D11	Southern Mississippi	W, 68-64
D13	vs. Kentucky Wesleyan&	L, 70-77
D29	vs. Ohio University#	L, 66-77
D30	at Kentucky Wesleyan#	W, 78-72
J5	at David Lipscomb	L, 82-84
J10	Austin Peay	W, 95-86
J12	at Tennessee Tech*	L, 75-98
J15	at Eastern Kentucky*	L, 66-93
J17	Morehead State*	L, 81-94
J19	WKU*	L, 65-89
J23	at Louisiana	W, 85-79
J24	at McNeese State	L, 54-74
J26	at Southern Mississippi	L, 66-80
J31	Murray State*	W, 78-66
F2	Eastern Kentucky*	L, 64-80
F5	at Morehead State*	L, 78-101
F9	ETSU*	L, 66-68
F12	at Austin Peay	L, 83-91
F14	Tennessee Tech*	W, 87-75
F17	at ETSU*	W, 64-62
F21	Kentucky Wesleyan	L, 73-84
F24	at Murray State*	W, 84-82
F28	at WKU*	L, 85-110

& - at Prestonsburg, Ky.

- All-American City Tournament (Owensboro, Ky.)

* - Ohio Valley Conference Game

1959-60

Overall: 9-14 • OVC: 2-10

Home: 6-5 • Away: 2-8 • Neutral: 1-1

Coach: Ed Diddle Jr.

D1	David Lipscomb	W, 109-73
D5	Louisiana	W, 81-72
D8	Northwest Louisiana	W, 67-64
D12	at Louisiana Tech	L, 63-81
D14	at Centenary	W, 67-65
D18	vs. Southern Illinois#	L, 69-78
D19	vs. VMI#	W, 78-72
J5	at Murray State*	L, 70-80
J9	ETSU*	W, 80-76
J11	Austin Peay	W, 71-60
J14	Eastern Kentucky*	L, 69-88
J16	at Morehead State*	L, 82-83
J23	at David Lipscomb	W, 96-78
J26	at Tennessee Tech*	L, 69-76
J30	at Eastern Kentucky*	L, 77-100
F1	Morehead State*	W, 89-82
F6	WKU*	L, 89-109
F10	Murray State*	L, 65-78
F13	Tennessee Tech*	L, 64-70
F15	at Austin Peay	L, 78-88
F18	Kentucky Wesleyan	L, 82-92
F22	at ETSU*	L, 106-123
F27	at WKU*	L, 80-109

- All-American City Tournament (Owensboro, Ky.)

* - Ohio Valley Conference Game

1960-61

Overall: 9-14 • OVC: 4-8

Home: 6-5 • Away: 2-8 • Neutral: 1-1

Coach: Ed Diddle Jr.

D1	WKU*	L, 67-70
D5	Nicholls State	W, 66-54
D8	Stetson	W, 69-56
D9	Southwestern Louisiana	L, 64-66
D12	at Morehead State*	L, 75-85
D15	Austin Peay	W, 83-79 (OT)
D28	vs. Northwest Louisiana#	W, 81-74
D29	vs. Ole Miss#	L, 62-64
D30	at Centenary#	L, 67-76 (OT)
J4	Murray State*	L, 58-97
J7	at ETSU*	W, 100-90
J12	at David Lipscomb	L, 66-68 (OT)
J14	at Eastern Kentucky*	L, 63-90
J23	at Austin Peay	L, 81-89
J26	Eastern Kentucky*	L, 57-67
J28	Morehead State*	L, 66-80
F8	at Murray State*	L, 74-77
F11	Tennessee Tech*	W, 88-78
F15	at Memphis State	L, 61-81
F18	David Lipscomb	W, 94-74
F20	ETSU*	W, 83-73
F22	at Tennessee Tech*	W, 75-68
F25	at WKU*	L, 73-84

- Gulf South Classic (Shreveport, La.)

* - Ohio Valley Conference Game

1961-62

Overall: 6-12 • OVC: 2-10

Home: 5-6 • Away: 1-6 • Neutral: 0-0

Coach: Ed Diddle Jr.

D1	Stetson	W, 77-76 (OT)
D7	San Fernando Valley	W, 59-54
D14	Jacksonville (Fla.)	L, 76-78
J3	at Murray State*	L, 61-83
J6	ETSU*	W, 58-55 (OT)
J8	at Austin Peay	L, 77-81
J13	Austin Peay	W, 75-68
J20	at WKU*	L, 69-89
J23	at Tennessee Tech*	L, 58-61
J27	Morehead State*	L, 67-70
J29	Eastern Kentucky*	L, 56-64
J29	Centenary	W, 64-63
F3	Murray State*	L, 68-69
F7	at Morehead State*	W, 72-69
F10	WKU*	L, 81-87
F13	at ETSU*	L, 70-78
F19	Tennessee Tech*	L, 63-64 (OT)
F21	at Eastern Kentucky*	L, 69-113

* - Ohio Valley Conference Game

1962-63

Overall: 9-15 • OVC: 4-8

Home: 5-6 • Away: 2-9 • Neutral: 2-0

Coach: Bill Stokes

D3	at Florence State	W, 86-77 (OT)
D6	Austin Peay	L, 66-69
D8	at Morehead State*	L, 59-103
D10	WKU*	W, 86-82
D14	vs. Rollins College+	W, 79-61
D15	vs. Presbyterian+	W, 82-80
J2	Murray State*	W, 86-82
J3	MacMurray	L, 68-77
J5	at ETSU*	W, 59-57
J10	at Austin Peay	L, 60-83
J12	Florence State	L, 64-67
J14	Tennessee Tech*	L, 61-81
J19	Huntingdon	W, 79-74
J25	ETSU*	L, 57-80
J26	at Ole Miss	L, 68-77
J29	at Chattanooga	L, 69-78
F2	at Eastern Kentucky*	L, 81-116
F6	at Murray State*	L, 73-109
F12	at WKU*	L, 71-79
F14	at Huntingdon	L, 72-87
F16	Morehead State*	L, 67-79
F18	at Tennessee Tech*	L, 60-61
F20	Eastern Kentucky*	W, 78-71 (OT)
F25	Chattanooga	W, 77-66

+ - Hatter Invitational (DeLand, Fla.)

* - Ohio Valley Conference Game



- YEAR-BY-YEAR RESULTS -

1963-64

Overall: 11-10 • OVC: 5-9

Home: 9-3 • Away: 2-7 • Neutral: 0-0

Coach: Bill Stokes

D2	Transylvania	W, 74-70
D7	Morehead State*	L, 91-96
D9	Florence State	W, 99-87
D14	at WKU*	L, 54-90
D16	Austin Peay*	W, 91-69
D19	Georgia Southern	W, 88-83
J2	MacMurray	W, 98-84
J7	at Murray State*	L, 69-98
J11	ETSU*	W, 59-54
J16	at Austin Peay*	L, 65-73
J18	at Chattanooga	L, 71-86
J27	Tennessee Tech*	L, 57-61 (OT)
J30	at Florence State	W, 98-97
F1	at Morehead State*	W, 92-85
F3	Chattanooga	W, 81-73
F5	at ETSU*	L, 70-88
F10	Murray State*	L, 79-86
F13	Eastern Kentucky*	W, 83-73
F18	WKU*	W, 93-84
F21	at Eastern Kentucky*	L, 86-97
F24	at Tennessee Tech*	L, 76-81

* - Ohio Valley Conference Game

1964-65

Overall: 6-18 • OVC: 4-10

Home: 4-7 • Away: 2-10 • Neutral: 0-1

Coach: Bill Stokes

D3	at UT-Martin	W, 94-89 (OT)
D4	St. Bernard	L, 95-99
D7	Florence State	W, 95-77
D12	at DePaul	L, 68-89
D14	at Loyola of Chicago	L, 85-117
D17	Parsons	L, 77-85
D21	vs. WKU#	L, 65-100
J4	at Austin Peay*	W, 82-77
J9	at Morehead State*	L, 73-96
J11	at Eastern Kentucky*	L, 69-99
J14	Chattanooga*	L, 68-91
J16	Tennessee Tech*	L, 100-109
J23	Austin Peay*	W, 125-95
J25	ETSU*	W, 100-99
J30	at WKU*	L, 84-134
F2	Murray State*	L, 76-90
F6	Eastern Kentucky*	L, 83-95
F8	Morehead State*	W, 87-82
F10	at Florence State	L, 81-87
F15	at Tennessee Tech*	L, 79-87
F18	WKU*	L, 83-94
F20	at Chattanooga	L, 77-101
F24	at Murray State*	L, 89-91 (OT)
M1	at ETSU*	L, 74-106

* - Ohio Valley Conference Game

- OVC Tournament (Louisville, Ky.)

1965-66

Overall: 7-17 • OVC: 3-11

Home: 5-7 • Away: 2-9 • Neutral: 0-1

Coach: Ken Trickey

D2	UT-Martin	W, 59-57
D4	at Florence State	W, 88-73
D6	Transylvania	W, 82-77
D9	Union (TN)	L, 72-79
D11	at Dayton	L, 63-90
D14	Chattanooga	L, 71-74
D20	vs. Murray State#	L, 65-86
J4	Murray State*	L, 73-89
J8	Morehead State*	L, 64-78
J10	Eastern Kentucky*	L, 80-98
J15	Tennessee Tech*	L, 73-91
J22	at ETSU*	W, 74-72
J27	Florence State	W, 86-78
J31	WKU*	L, 56-93
F5	Austin Peay*	W, 86-85
F7	at Chattanooga	L, 100-101
F9	at Murray State*	L, 81-107
F12	at Eastern Kentucky*	L, 66-70
F14	at Morehead State*	L, 76-94
F17	at Belmont	L, 80-99
F19	ETSU*	W, 102-96
F21	at Tennessee Tech*	L, 77-108
F26	at Austin Peay*	L, 91-97
F28	at WKU*	L, 47-81

* - Ohio Valley Conference Game

- OVC Tournament (Louisville, Ky.)

1966-67

Overall: 10-15 • OVC: 4-10

Home: 5-6 • Away: 4-8 • Neutral: 1-1

Coach: Ken Trickey

D1	UT-Martin	W, 108-94
D3	Florence State	W, 111-79
D10	at UT-Martin	L, 78-94
D12	Chattanooga	L, 105-107 (OT)
D15	at Union (TN)	W, 66-56
D19	vs. Austin Peay#	W, 71-70
D20	vs. ETSU#	L, 72-86
J5	Belmont	W, 81-58
J7	at ETSU*	W, 45-43
J9	at Tennessee Tech*	L, 71-82
J14	Morehead State*	L, 67-91
J16	Eastern Kentucky*	W, 78-74
J18	Murray State*	L, 93-96 (OT)
J21	at Florence State	W, 78-73
J28	Austin Peay*	L, 66-82
J30	at Murray State*	L, 75-91
F4	WKU*	L, 62-95
F6	at Chattanooga	L, 87-106
F11	Tennessee Tech*	W, 83-72
F13	ETSU*	L, 68-69
F18	at Eastern Kentucky*	L, 73-93
F20	at Morehead State*	L, 62-87
F22	at Transylvania	L, 64-74
F25	at Austin Peay*	W, 78-72

M4 at WKU* L, 46-55

* - Ohio Valley Conference Game

- OVC Tournament (Louisville, Ky.)

1967-68

Overall: 15-9 • OVC: 7-7

Home: 10-2 • Away: 5-6 • Neutral: 0-1

Coach: Ken Trickey

D1	vs. WKU#	L, 76-91
D9	at UT Martin	W, 88-69
D12	Bellarmine	W, 87-72
D14	at Chattanooga	W, 88-66
D16	at Belmont	W, 77-68
D30	at Oglethorpe	W, 77-75 (OT)
J4	at Murray State*	L, 74-77
J6	ETSU*	W, 72-63
J8	Tennessee Tech*	W, 76-62
J13	at Morehead State*	L, 69-84
J15	at Eastern Kentucky*	L, 76-98
J27	at Austin Peay*	W, 97-92
J29	Murray State*	L, 72-91
F1	UT-Martin	W, 100-83
F3	WKU*	W, 84-83
F6	Oglethorpe	L, 81-91
F8	Chattanooga	W, 78-70
F10	at Tennessee Tech*	L, 65-67
F12	at ETSU*	L, 74-100
F17	Eastern Kentucky*	W, 83-81
F19	Morehead State*	W, 92-88
F21	Transylvania	W, 92-73
F24	Austin Peay*	W, 96-78
M2	at WKU*	L, 71-94

* - Ohio Valley Conference Game

- OVC Tournament (Nashville, Tenn.)

1968-69

Overall: 13-13 • OVC: 4-10

Home: 9-4 • Away: 4-9 • Neutral: 0-0

Coach: Ken Trickey

N20	Tennessee Wesleyan	W, 92-67
D2	Oral Roberts	W, 115-98
D5	Bethel	W, 101-83
D7	at UT-Martin	W, 103-89
D9	at Bellarmine	L, 79-80
D14	Belmont	W, 87-52
D18	Carson-Newman	W, 78-70
D21	at Pan-American	L, 71-78
J2	Athens College	W, 111-86
J4	at Tennessee Tech*	L, 58-67
J6	at ETSU*	L, 84-91
J11	Morehead State*	W, 93-88 (OT)
J13	Eastern Kentucky*	L, 89-90 (2OT)
J18	at Murray State*	L, 68-70
J23	at Tenn. Wesleyan	W, 79-69
J25	Austin Peay*	W, 97-79
F1	at WKU*	L, 79-85
F5	Murray State*	L, 71-74
F8	WKU*	L, 81-84
F10	at Morehead State*	L, 74-106



- YEAR-BY-YEAR RESULTS -

F15	Tennessee Tech*	L, 70-74
F17	ETSU*	W, 82-78
F22	at Eastern Kentucky*	L, 89-93
F24	at Transylvania	L, 64-78
F27	at Chattanooga	W, 96-83
M1	at Austin Peay*	W, 89-83

* - Ohio Valley Conference Game

1969-70

Overall: 15-11 • OVC: 6-8

Home: 9-6 • Away: 6-5 • Neutral: 0-0

Coach: Jimmy Earle

D4	Bethel	L, 64-66
D6	Tennessee Wesleyan	W, 56-52
D8	at Belmont	W, 89-71
D13	Bellarmine	L, 75-79
D15	Appalachian State	W, 53-50
D17	at Carson-Newman	L, 72-78
D30	UT-Martin	W, 83-78
J3	ETSU*	L, 51-54
J5	Tennessee Tech*	L, 51-57
J10	at Morehead State*	L, 67-88
J12	at Eastern Kentucky*	L, 78-88
J15	Chattanooga	W, 79-68
J22	at Tenn. Wesleyan	W, 81-56
J24	Austin Peay*	W, 96-87
J26	at St. Francis (PA)	W, 80-73
J28	Pan-American	W, 87-61
J31	WKU*	L, 74-83
F5	Athens College	W, 89-74
F7	at WKU*	L, 60-72
F9	Morehead State*	W, 80-64
F11	at Murray State*	L, 65-88
F14	at Tennessee Tech*	W, 90-72
F16	at ETSU*	W, 66-64
F21	Eastern Kentucky*	W, 74-68
F23	Murray State*	L, 72-83
F28	at Austin Peay*	W, 85-69

* - Ohio Valley Conference Game

1970-71

Overall: 11-15 • OVC: 3-11

Home: 7-5 • Away: 4-10 • Neutral: 0-0

Coach: Jimmy Earle

D2	Tusculum College	W, 91-58
D5	Troy State	W, 77-58
D10	Shorter College	W, 88-62
J4	at Tennessee Tech*	L, 58-74
J2	at ETSU*	L, 72-80
J9	Morehead State*	W, 71-69
J11	Eastern Kentucky*	L, 64-88
J14	at Tenn. Wesleyan	W, 69-63
J23	at Austin Peay*	L, 70-71
J25	at Georgia State	W, 72-61
J28	Chattanooga	L, 68-70
J30	at WKU*	L, 66-80
F1	at Appalachian State	L, 63-74
F3	at Bellarmine	W, 79-75
F6	WKU*	L, 73-87

F8	Murray State*	L, 47-51
F10	at Pan-American	L, 75-76
F13	ETSU*	W, 72-71
F15	Tennessee Tech*	W, 69-60
F18	at Chattanooga	L, 82-86
F20	at Eastern Kentucky*	L, 60-65
F22	at Morehead State*	L, 55-70
F25	UT-Martin	W, 66-59
F27	Austin Peay*	L, 75-81
M1	at Murray State*	L, 69-92
M4	at UT-Martin	W, 74-72

* - Ohio Valley Conference Game

1971-72

Overall: 15-11 • OVC: 5-9

Home: 10-5 • Away: 4-6 • Neutral: 0-0

Coach: Jimmy Earle

D2	Tennessee Wesleyan	W, 69-53
D4	at UT-Martin	L, 65-66
D6	Belmont	W, 88-70
D14	at MacMurray	W, 77-74
D18	at Florence State	W, 90-72
J8	Birmingham Southern	W, 82-59
J10	Pan-American	L, 64-72
J15	ETSU*	W, 74-68
J17	Tennessee Tech*	W, 66-55
J20	UT-Martin	W, 77-57
J22	at Eastern Kentucky*	L, 53-85
J24	at Morehead State*	L, 63-64
J27	Chattanooga	W, 65-63
J29	Murray State*	L, 64-73
J31	at Austin Peay*	W, 54-50
F2	St. Francis (PA)	W, 81-73
F5	WKU*	W, 78-67
F7	Georgia State	W, 98-53
F12	at Tennessee Tech*	L, 58-59
F14	at ETSU*	W, 64-40
F17	at Chattanooga	W, 75-57
F19	Morehead State*	L, 68-71
F21	Eastern Kentucky*	L, 91-92
F26	Austin Peay*	L, 74-84
F28	at Murray State*	L, 46-52
M4	at WKU*	L, 71-85

* - Ohio Valley Conference Game

1972-73

Overall: 12-13 • OVC: 5-9

Home: 8-6 • Away: 4-7 • Neutral: 0-0

Coach: Jimmy Earle

D2	at ULM	W, 73-69
D4	at Pan-American	W, 78-72
D11	Vanderbilt	L, 57-69
D13	UNC-Asheville	W, 87-71
J8	Bellarmine	W, 74-68
J10	MacMurray	W, 113-75
J13	at Tennessee Tech*	L, 70-75
J15	at ETSU*	W, 71-68
J17	at Georgia State	L, 62-67
J20	Morehead State*	L, 63-72

J22	Eastern Kentucky*	L, 77-80
J27	at Austin Peay*	L, 73-93
J29	Murray State*	L, 82-90
J31	at Chattanooga	W, 81-78
F3	at WKU*	L, 68-86
F8	Parsons	W, 85-67
F10	ETSU*	W, 71-58
F12	Tennessee Tech*	W, 78-67
F15	Chattanooga	L, 75-83
F17	at Eastern Kentucky*	L, 58-74
F19	at Morehead State*	L, 87-89
F22	ULM	L, 68-74
F24	at Murray State*	L, 68-71
F26	Austin Peay*	W, 87-86
M3	WKU	W, 92-80

* - Ohio Valley Conference Game

1973-74

Overall: 18-8 • OVC: 9-5

Home: 14-1 • Away: 3-6 • Neutral: 1-1

Coach: Jimmy Earle

D1	St. Bernard	W, 108-73
D4	ULM	L, 85-87
D7	vs. Tennessee State+	L, 59-63
D8	vs. Nebraska+	W, 76-65
D11	Va. Commonwealth	W, 102-80
D13	Cal State-Sonoma	W, 105-76
D20	at Western Carolina	W, 92-76
D28	Tennessee State	W, 85-77
J5	Texas Wesleyan	W, 109-62
J7	Chattanooga	W, 85-74
J9	Buffalo State	W, 104-69
J12	Tennessee Tech*	W, 93-81
J14	ETSU*	W, 82-63
J19	at Morehead State*	L, 77-82
J21	at Eastern Kentucky*	L, 70-73
J26	Austin Peay*	W, 90-87 (OT)
J28	at Murray State*	W, 74-71
F2	WKU*	W, 100-89
F4	at Chattanooga	L, 94-96
F9	at ETSU*	L, 76-80
F11	at Tennessee Tech*	W, 69-67
F16	Eastern Kentucky*	W, 90-68
F18	Morehead State*	W, 82-81
F23	Murray State*	W, 90-79
F25	at Austin Peay*	L, 66-91
M2	at WKU*	L, 75-85

+ - Vanderbilt Invitational (Nashville, Tenn.)

* - Ohio Valley Conference Game

1974-75

Overall: 23-5 • OVC: 12-2

Home: 15-0 • Away: 7-3 • Neutral: 1-2

Coach: Jimmy Earle

N29	vs. Pennsylvania+	L, 74-101
N30	vs. Ole Miss+	W, 79-68
D5	Wisconsin-Green Bay	W, 73-57
D7	at ULM	W, 91-81
D9	Belmont	W, 94-53



- YEAR-BY-YEAR RESULTS -

D19	Presbyterian	W, 115-64
D28	at Vanderbilt	L, 68-81
D30	David Lipscomb	W, 82-50
J4	VMI	W, 93-89
J7	at Tennessee State	W, 81-67
J11	at ETSU*	W, 80-74
J13	at Tennessee Tech*	W, 67-65
J18	Eastern Kentucky*	W, 91-70
J20	Morehead State*	W, 91-87
J25	at Murray State*	W, 84-77
J27	Austin Peay*	W, 101-70
F1	at WKU*	W, 102-95
F3	Tennessee State	W, 82-81
F8	Tennessee Tech*	W, 102-83
F10	ETSU*	W, 85-81
F15	at Morehead State*	L, 85-89
F17	at Eastern Kentucky*	W, 83-77
F22	at Austin Peay*	L, 65-70
F24	Murray State*	W, 99-90
M1	WKU*	W, 89-86
M7	Morehead State#	W, 85-68
M8	Austin Peay#	W, 89-75
M15	vs. Oregon State!	L, 67-78
+ - Clemson Invitational (Clemson, S.C.)		
* - Ohio Valley Conference Game		
# - OVC Tournament (Murfreesboro, Tenn.)		
! - NCAA Tournament		

1975-76

Overall: 16-12 • OVC: 6-8

Home: 12-3 • Away: 3-8 • Neutral: 1-1

Coach: Jimmy Earle

D1	Sewanee	W, 88-71
D4	Morris Harvey	W, 89-67
D8	at Alabama	L, 62-76
D13	Rio Grande	W, 89-65
D19	vs. Clemson+	L, 46-82
D20	vs. Army+	W, 78-71
D23	Mercer	W, 83-72
D29	Cal Poly-SLO	W, 69-64
J3	Athens College	W, 65-63
J7	Chattanooga	L, 72-83
J9	Palm Beach Atlantic	W, 93-69
J12	Western Kentucky*	L, 69-83
J17	Tennessee Tech*	W, 76-74
J19	East Tennessee*	W, 79-60
J24	at Morehead State*	L, 63-74
J26	at Eastern Kentucky*	L, 57-62
J31	at Austin Peay*	L, 55-61
F2	at Murray State*	L, 60-71
F7	at WKU*	W, 71-65
F9	Austin Peay*	L, 77-79
F14	at ETSU*	L, 74-88
F16	at Tennessee Tech*	L, 89-96
F21	Eastern Kentucky*	W, 95-75
F23	Morehead State*	W, 93-67
F25	at Marshall	W, 99-82
F28	Murray State*	W, 86-78
M1	at Tennessee Tech#	W, 84-72

M4	at WKU#	L, 78-88
+ - Volunteer Classic (Knoxville, Tenn.)		
* - Ohio Valley Conference Game		
^ - OVC Tournament First Round		
# - OVC Tournament (Bowling Green, Ky.)		

1976-77

Overall: 20-9 • OVC: 9-5

Home: 11-3 • Away: 8-5 • Neutral: 1-1

Coach: Jimmy Earle

D1	Little Rock	W, 85-54
D4	Athens College	W, 97-72
D9	Valdosta State	W, 92-75
D11	at VCU	W, 59-50
D13	Troy State	W, 88-67
D18	Chattanooga	L, 73-75 (OT)
D21	at Bellarmine	W, 75-70
D29	at Vanderbilt	L, 59-62
J3	at Mercer	W, 59-55 (OT)
J5	Culver-Stockton	W, 79-55
J8	at ETSU*	W, 52-51
J10	at Tennessee Tech*	W, 73-68
J15	Eastern Kentucky*	W, 86-71
J17	Morehead State*	W, 65-52
J22	at Murray State*	L, 70-71
J24	Austin Peay*	L, 62-63
J29	at WKU*	W, 67-60
J31	at Chattanooga	L, 90-101
F2	Marshall	W, 94-87
F5	Tennessee Tech*	W, 98-91 (OT)
F7	ETSU*	W, 78-67
F12	at Eastern Kentucky*	W, 71-66
F14	at Morehead State*	L, 67-74
F19	at Austin Peay*	L, 61-67
F21	Murray State*	W, 74-70
F26	WKU*	L, 74-76
M4	vs. Morehead State#	W, 92-70
M5	at Austin Peay#	W, 77-65
M13	vs. Detroit!	L, 76-93
* - Ohio Valley Conference Game		
# - OVC Tournament (Clarksville, Tenn.)		
! - NCAA Tournament (Baton Rouge, La.)		

1977-78

Overall: 18-8 • OVC: 10-4

Home: 11-2 • Away: 6-4 • Neutral: 1-2

Coach: Jimmy Earle

N17	at Oral Roberts	L, 55-58
D1	Athens College	W, 79-68
D5	Georgia College	W, 92-54
D9	Georgia Southwestern	W, 79-58
D12	at Ole Miss	W, 61-53
D17	UNC-Asheville	W, 74-62
D19	at Michigan State	L, 51-72
D28	vs. Pepperdine+	L, 61-68
D29	vs. Bucknell+	W, 77-65
J2	Culver-Stockton	W, 81-34
J4	Urbana College	W, 84-48
J7	at Morehead State*	W, 92-59

J9	at Eastern Kentucky*	W, 93-86
J14	Tennessee Tech*	L, 60-65
J16	ETSU*	W, 68-61
J21	Austin Peay*	L, 62-64
J23	at Murray State*	W, 78-77
J28	WKU*	W, 98-69
F4	Eastern Kentucky*	W, 74-73 (OT)
F6	Morehead State*	W, 37-36
F11	at Tennessee Tech*	W, 57-51
F13	at ETSU*	W, 62-53
F18	Murray State*	W, 57-56
F20	at Austin Peay*	L, 72-80
F25	at WKU*	L, 78-87
M2	vs. Austin Peay#	L, 61-66
+ - Senior Bowl Tournament (Mobile, Ala.)		
* - Ohio Valley Conference Game		
# - OVC Tournament (Bowling Green, Ky.)		

1978-79

Overall: 16-11 • OVC: 7-5

Home: 11-4 • Away: 4-7 • Neutral: 1-0

Coach: Jimmy Earle

N30	North Carolina Central	W, 72-55
D2	Georgia College	W, 74-54
D5	at Alabama	L, 66-89
D7	Pikeville College	W, 84-74
D9	at Mississippi State	L, 50-85
D11	Tennessee State	L, 64-69
D18	McNeese State	W, 67-61
D20	Central Arkansas	W, 87-78
D22	at UNLV+	L, 83-95
D23	vs. UC-Santa Barbara+	W, 72-65
D30	David Lipscomb	W, 91-72
J2	UNC-Asheville	W, 98-61
J6	Morehead State*	W, 99-97 (OT)
J8	Eastern Kentucky*	L, 77-81
J10	at Tennessee Tech*	L, 73-83
J14	at Austin Peay*	W, 74-58
J17	Murray State*	W, 84-71
J19	at WKU*	L, 70-72 (OT)
F3	at Eastern Kentucky*	L, 83-84
F5	at Morehead State*	W, 70-66
F8	Mercer	L, 61-64 (OT)
F10	Tennessee Tech*	L, 72-76 (OT)
F14	at Mercer	W, 62-61
F17	at Murray State*	W, 69-67
F19	Austin Peay*	W, 58-56 (OT)
F24	WKU*	W, 81-76
M2	at Eastern Kentucky#	L, 81-90
+ - Rebel Roundup (Las Vegas, Nev.)		
* - Ohio Valley Conference Game		
# - OVC Tournament (Richmond, Ky.)		

1979-80

Overall: 13-13 • OVC: 5-7

Home: 10-3 • Away: 2-10 • Neutral: 1-0

Coach: Stan Simpson

N30	vs. Saint Louis+	W, 67-65
D1	at Clemson+	L, 61-94



- YEAR-BY-YEAR RESULTS -

D6	Pikeville College	W, 85-70
D8	South Alabama	L, 49-55
D10	at Tennessee State	L, 63-75
D15	at Mercer	W, 63-62
D18	Bluefield College	W, 87-39
D20	Rio Grande College	W, 77-45
D22	Mercer	W, 81-63
D31	North Alabama	W, 67-60
J3	at Centenary	L, 54-58
J5	at McNeese State	L, 53-65
J10	Tennessee Tech*	W, 65-62
J12	Akron	W, 66-55
J17	Austin Peay*	W, 78-68
J19	at Murray State*	L, 53-61
J24	WKU*	L, 68-72
J26	at Morehead State*	L, 66-68
J31	Eastern Kentucky*	W, 79-64
F2	Morehead State*	W, 75-68
F7	at Tennessee Tech*	W, 77-68
F9	at Akron	L, 71-78
F14	Murray State*	L, 62-68
F16	at Austin Peay*	L, 63-75
F21	at WKU*	L, 79-81 (30T)
F23	at Eastern Kentucky*	L, 67-79

1980-81

Overall: 18-9 • OVC: 9-5

Home: 11-1 • Away: 7-7 • Neutral: 0-1

Coach: Stan Simpson

N29	at Western Carolina	L, 70-77
D1	Chattanooga	W, 73-67
D3	at South Alabama	W, 80-79
D8	at North Alabama	W, 74-73
D18	Clinch Valley	W, 73-61
D20	Westmar	W, 104-66
D22	at Georgia State	W, 74-58
D30	Tennessee State	W, 69-59
J3	Morehead State*	W, 64-57
J5	Eastern Kentucky*	W, 53-42
J8	at Tennessee Tech*	W, 86-62
J10	at Akron*	W, 57-50
J15	at Austin Peay*	W, 62-61
J17	at Murray State*	L, 70-74
J22	at WKU*	L, 55-67
J24	Western Carolina	W, 66-52
J29	at Morehead State*	L, 60-61
J31	at Eastern Kentucky*	L, 53-55
F5	Tennessee Tech*	W, 53-50
F7	at Akron*	W, 90-64
F9	at Detroit	L, 60-75
F12	Murray State*	W, 67-53
F14	Austin Peay*	L, 77-81
F19	WKU*	W, 62-54
F21	at Chattanooga	L, 70-72
F25	Oral Roberts	W, 85-79
M6	vs. Murray State#	L, 60-62

* - Ohio Valley Conference Game

- OVC Tournament (Bowling Green, Ky.)

1981-82

Overall: 22-8 • OVC: 12-4

Home: 10-3 • Away: 9-3 • Neutral: 3-2

Coach: Stan Simpson

N27	vs. Chattanooga+	L, 54-62
N28	vs. Austin Peay+	W, 54-51
D3	South Alabama	W, 71-69 (OT)
D5	Tennessee State	L, 55-60
D10	at Morehead State*	W, 64-59
D12	at Eastern Kentucky*	W, 69-51
D17	Georgia State	W, 62-49
D19	Tennessee Tech*	W, 88-63
D21	Samford	W, 67-63 (OT)
D30	Detroit	W, 64-62 (OT)
J4	at Xavier	W, 69-48
J7	Akron*	W, 83-62
J9	Youngstown State*	W, 73-56
J14	at WKU*	L, 49-65
J16	at Tennessee State	W, 70-68 (OT)
J21	Murray State*	L, 58-59
J23	Austin Peay*	W, 64-52
J27	at Oral Roberts	L, 73-83
J30	at Tennessee Tech*	L, 61-75
F4	at Akron*	W, 65-53
F6	at Youngstown State*	W, 73-67
F13	WKU*	L, 64-75
F18	at Murray State*	W, 70-53
F20	at Austin Peay*	W, 67-56
F25	Morehead State*	W, 63-52
F27	Eastern Kentucky*	W, 62-55
M5	vs. Murray State#	W, 56-54 (OT)
M6	at WKU#	W, 54-52
M11	vs. No. 15 Kentucky!	W, 50-44
M13	vs. Louisville!	L, 56-81

+ - Coors Classic (Nashville, Tenn.)

* - Ohio Valley Conference Game

- OVC Tournament (Bowling Green, Ky.)

! - NCAA Tournament (Nashville, Tenn.)

1982-83

Overall: 7-20 • OVC: 3-11

Home: 6-8 • Away: 1-12 • Neutral: 0-0

Coach: Stan Simpson

N26	Tennessee State+	L, 71-77
N27	Austin Peay+	W, 87-82
N29	at Alabama	L, 58-103
D4	at South Alabama	L, 91-94
D8	WKU	W, 65-57
D11	Trinity	W, 80-55
D17	at Morehead State*	L, 84-85
D18	at Eastern Kentucky*	L, 52-57
D22	at Vanderbilt	L, 53-64
J3	Xavier	L, 57-58
J8	Youngstown State*	L, 66-73
J10	Akron*	L, 58-63
J15	at Tennessee Tech*	L, 67-82
J18	at Samford	L, 64-71
J21	at Murray State*	L, 54-61
J28	Austin Peay*	W, 81-68

F1	Georgia State	L, 60-73
F4	at Akron*	L, 76-89
F5	at Youngstown State*	L, 72-73
F12	Tennessee Tech*	W, 71-68
F18	Murray State*	L, 69-80
F21	New Orleans	L, 68-70
F23	at Georgia State	W, 76-69
F26	at Austin Peay*	L, 60-74
F28	at New Orleans	L, 67-83
M4	Morehead State*	L, 65-85
M5	Eastern Kentucky*	W, 83-70

+ - Tennessee Classic (Murfreesboro, Tenn.)

* - Ohio Valley Conference Game

1983-84

Overall: 11-16 • OVC: 4-10

Home: 6-6 • Away: 3-9 • Neutral: 2-1

Coach: Stan Simpson

N25	vs. Georgia+	L, 67-83
N26	vs. Georgia State+	W, 70-58
N30	at Memphis State	L, 47-74
D3	at Tennessee State	L, 57-58
D5	Urbana	W, 69-47
D16	at Chattanooga%	L, 49-62
D17	vs. Austin Peay%	W, 71-60
D21	at Georgia State	W, 66-57
D30	at WKU	L, 61-92
J2	Georgia College	W, 82-53
J7	at Tennessee Tech*	L, 60-70
J12	at Morehead State*	W, 57-54
J14	at Eastern Kentucky*	L, 58-63
J17	Georgia Southern	L, 54-55
J19	Youngstown State*	L, 57-59
J21	Akron*	W, 52-50 (OT)
J26	Austin Peay*	L, 58-67
J27	Murray State*	L, 76-85
F2	Tennessee State	W, 77-71
F4	Georgia State	W, 84-61
F9	at Austin Peay*	L, 57-62
F11	at Murray State*	L, 63-75
F16	Morehead State*	L, 73-88
F18	Eastern Kentucky*	W, 64-61
F23	at Youngstown State*	L, 64-75
F25	at Akron*	W, 84-64
M3	Tennessee Tech*	L, 66-68

+ - Wendy's Classic (Bowling Green, Ky.)

% - Coca-Cola Classic (Chattanooga, Tenn.)

* - Ohio Valley Conference Game

1984-85

Overall: 17-14 • OVC: 7-7

Home: 13-3 • Away: 3-10 • Neutral: 1-1

Coach: Bruce Stewart

N23	Georgia College	W, 65-63 (OT)
N30	vs. Tennessee State+	W, 80-60
D1	at Chattanooga+	L, 69-71
D3	at Vanderbilt	L, 82-94
D5	at Memphis State	L, 77-90
D8	Miles College	W, 103-69



- YEAR-BY-YEAR RESULTS -

D15 at Clemson	L, 75-81
D19 Urbana	W, 87-66
D23 WKU	L, 50-60
J5 Cumberland	W, 79-55
J7 Tennessee Tech*	L, 64-70
J12 Morehead State*	W, 75-63
J14 Eastern Kentucky*	W, 45-43
J19 at Youngstown State*	L, 56-57
J21 at Akron*	L, 64-80
J26 at Austin Peay*	W, 84-68
J29 at Murray State*	L, 59-63
J30 at Georgia Southern	L, 64-72
F7 Tennessee State	W, 60-59
F9 Austin Peay*	W, 61-60
F11 Murray State*	W, 65-59
F13 at Tennessee State	W, 70-65 (OT)
F16 at Morehead State*	W, 83-67
F18 at Eastern Kentucky*	L, 67-69 (OT)
F21 at Tennessee Tech*	L, 70-74
F23 Youngstown State*	L, 76-82
F25 Akron*	W, 71-63
F28 Murray State#	W, 63-60
M1 Tennessee Tech#	W, 54-52
M2 Youngstown State#	W, 66-63
M14 vs. North Carolina!	L, 57-76
+ - Coca-Cola Classic (Chattanooga, Tenn.)	
* - Ohio Valley Conference Game	
# - OVC Tournament (Murfreesboro, Tenn.)	
! - NCAA Tournament (South Bend, Ind.)	

1985-86

Overall: 23-11 • OVC: 10-4	
Home: 14-0 • Away: 5-10 • Neutral: 4-1	
Coach: Bruce Stewart	
N22 vs. BYU-Hawaii+	W, 95-81
N23 vs. Minnesota+	W, 92-79
N25 vs. West Virginia State+	L, 82-85
N29 vs. South Carolina%	W, 94-77
N30 at Memphis State%	L, 63-73
D4 at Little Rock	L, 70-72
D7 Belmont	W, 100-71
D9 at WKU	L, 74-86
D11 at Missouri	L, 77-81
D14 Armstrong State	W, 71-54
D21 Transylvania	W, 89-57
J2 Freed-Hardeman	W, 118-52
J6 at Tennessee Tech*	W, 79-77 (OT)
J11 Murray State*	W, 81-68
J13 Austin Peay*	W, 61-57
J15 Alabama State	W, 132-101
J18 at Morehead State*	W, 107-73
J20 at Eastern Kentucky*	W, 66-57
J25 Youngstown State*	W, 84-70
J27 Akron*	W, 86-78
J29 at West Virginia	W, 72-70
F1 at Tennessee State	W, 63-62
F3 Tennessee Tech*	W, 83-80
F8 at Akron*	L, 70-72
F10 at Youngstown State*	L, 61-72

F15 at Austin Peay*	L, 66-72
F17 at Murray State*	L, 86-93
F22 Eastern Kentucky*	W, 84-74
F24 Morehead State*	W, 80-63
F26 Tennessee State	W, 85-73
M3 Eastern Kentucky#	W, 88-65
M7 vs. Murray State#	W, 85-81
M8 at Akron#	L, 63-68
M13 at Clemson!	L, 81-99
+ - Hawaii Classic (Honolulu, Hawaii)	
% - Mid-South Classic (Memphis, Tenn.)	
* - Ohio Valley Conference Game	
^ - OVC Tournament First Round	
# - OVC Tournament (Akron, Ohio)	
! - National Invitational Tournament	

1986-87

Overall: 22-7 • OVC: 11-3	
Home: 12-2 • Away: 9-4 • Neutral: 1-1	
Coach: Bruce Stewart	
N28 at Armstrong State	W, 92-70
D2 at Old Dominion	W, 75-66
D11 Cumberland	W, 106-76
D15 McNeese State	W, 86-80
D17 Lincoln Memorial	W, 116-92
D20 at Marshall	L, 85-87
D22 Little Rock	W, 66-63
D29 vs. Michigan+	W, 85-83
D30 at UAB+	L, 91-93 (OT)
J5 at Tennessee Tech*	W, 114-79
J8 Kennesaw	W, 98-70
J10 at Murray State*	W, 64-57
J12 at Austin Peay*	W, 94-88
J17 Morehead State*	W, 81-72
J19 Eastern Kentucky*	W, 89-83
J24 at Youngstown State*	W, 93-88
J26 at Akron*	L, 78-96
J31 at Tennessee State	W, 66-65
F2 Tennessee Tech*	W, 116-65
F7 Akron*	W, 64-62
F9 Youngstown State* W,	88-79 (OT)
F11 at Alabama State	W, 81-79
F14 Austin Peay*	L, 73-76
F16 Murray State*	W, 90-76
F21 at Eastern Kentucky*	L, 86-89
F23 at Morehead State*	W, 84-74
F26 Tennessee State	W, 72-67
M6 Austin Peay#	L, 83-87
M12 vs. Notre Dame!	L, 71-84
+ - UAB Classic (Birmingham, Ala.)	
* - Ohio Valley Conference Game	
# - OVC Tournament (Murfreesboro, Tenn.)	
! - NCAA Tournament (Charlotte, N.C.)	

1987-88

Overall: 23-11 • OVC: 11-3	
Home: 16-3 • Away: 6-5 • Neutral: 1-3	
Coach: Bruce Stewart	
N21 Virginia Tech+	W, 88-85
N24 vs. Seton Hall+&	L, 61-93
D2 Cumberland	W, 127-57
D5 at McNeese State	W, 84-69
D10 Georgia College	W, 79-73
D12 Chattanooga	W, 92-76
D15 LA Tech	L, 63-64
D18 vs. UNC-Charlotte%	L, 63-78
D19 vs. Miami (OH)%	W, 81-72
D22 Marshall	W, 91-80
J2 Kennesaw	W, 103-71
J7 at LA Tech	L, 67-72
J11 Akron	W, 82-78
J13 Tennessee Tech*	W, 69-67 (OT)
J16 at Youngstown State*	W, 78-61
J18 at Akron*	L, 72-76
J23 Murray State*	L, 67-79
J25 Austin Peay*	W, 74-67
J30 at Morehead State*	W, 100-85
F1 at Eastern Kentucky*	L, 70-88
F5 at Tennessee State*	W, 98-83
F8 at Arkansas State	L, 71-79
F12 Eastern Kentucky*	W, 87-75
F15 Morehead State*	W, 109-95
F20 Tennessee State*	W, 92-87
F22 Youngstown State*	W, 78-58
F27 at Austin Peay*	W, 73-70
F29 at Murray State*	L, 66-82
M3 at Tennessee Tech* W,	92-89 (2OT)
M7 Youngstown State^	W, 81-76
M11 vs. Austin Peay#	L, 82-94
M18 Tennessee!	W, 85-80
M22 Georgia!	W, 69-59
M26 Boston College!	L, 69-78

+ - Big Apple Preseason NIT
 & - at Rutgers (New Brunswick, N.J.)
 % - UK Invitational Tournament (Lexington, Ky.)
 * - Ohio Valley Conference Game
 ^ - OVC Tournament First Round
 # - OVC Tournament (Murray, Ky.)
 ! - National Invitational Tournament

1988-89

Overall: 23-8 • OVC: 10-2	
Home: 13-0 • Away: 5-6 • Neutral: 5-2	
Coach: Bruce Stewart	
N28 Kennesaw	W, 93-56
D3 at Wright State	L, 71-88
D5 at Akron	L, 65-81
D8 Tennessee Wesleyan	W, 143-68
D10 Alabama State	W, 111-83
D17 at Chattanooga	W, 88-87
D20 LA Tech	W, 91-87
D22 Arkansas State	W, 93-92 (2OT)
D27 vs. Clemson+	L, 77-81



- YEAR-BY-YEAR RESULTS -

D29 vs. Chicago State+	W, 85-71
D30 vs. Colorado+	W, 107-105 (OT)
J4 at Alabama State	L, 96-102
J7 Akron	W, 99-94
J9 Tennessee State*	W, 89-60
J12 at LA Tech	L, 71-72
J16 at Tennessee Tech*	W, 79-77
J21 Eastern Kentucky*	W, 82-67
J23 Morehead State*	W, 108-68
J28 at Austin Peay*	W, 95-84
J30 at Murray State*	L, 67-71
F4 at Tennessee State*	W, 104-71
F8 Wright State	W, 83-51
F11 Murray State*	W, 85-84
F13 Austin Peay*	W, 111-105 (OT)
F18 at Morehead State*	L, 99-101
F20 at Eastern Kentucky*	W, 81-63
F25 Tennessee Tech*	W, 89-68
M8 vs. Eastern Kentucky#	W, 81-64
M9 vs. Austin Peay#	W, 82-79
M16 vs. No. 16 Florida State!	W, 97-83
M18 vs. Virginia!	L, 88-104

1989-90

Overall: 12-16 • OVC: 5-7
 Home: 8-6 • Away: 4-8 • Neutral: 0-2
 Coach: Bruce Stewart

N30 Tusculum	W, 104-56
D4 at Akron	W, 64-61
D9 at LA Tech	L, 77-98
D16 Kennesaw	W, 75-62
D18 Cleveland State	L, 65-67 (OT)
D21 Arkansas State	L, 55-70
D23 Alcorn State	W, 85-76
D29 vs. Cal State-Fullerton+	L, 69-77
D30 vs. ULM+	L, 70-81
J3 at Alabama State	L, 97-107
J6 at Cleveland State	L, 69-76
J8 Tennessee Tech*	L, 75-100
J11 LA Tech	W, 84-75
J15 at Tennessee St.*	L, 0-2 (Forfeit)
J20 Murray State*	L, 71-80
J22 Austin Peay*	L, 62-67
J27 at Morehead State*	W, 67-65
J29 at Eastern Kentucky*	L, 51-67
F3 at Tennessee Tech*	L, 69-79
F5 Akron	W, 80-76
F10 Eastern Kentucky*	L, 66-81
F12 Morehead State*	W, 89-76
F17 at Austin Peay*	W, 100-78
F19 at Murray State*	W, 81-76
F22 Alabama State	W, 110-90
F24 Tennessee State*	W, 111-97
F26 at Arkansas State	L, 89-93
M3 at Eastern Kentucky#	L, 52-65

+ - Cowboy Shootout (Casper, Wyo.)
* - Ohio Valley Conference Game
- OVC Tournament (Richmond, Ky.)

1990-91

Overall: 21-9 • OVC: 6-6
 Home: 9-4 • Away: 9-5 • Neutral: 3-0
 Coach: Bruce Stewart

N23 Mississippi Valley State	W, 89-77
N26 Kennesaw	W, 97-77
N29 at South Carolina State	L, 73-75
D1 at Georgia Southern	W, 80-77
D4 Grambling	W, 96-87
D8 at Memphis State	L, 60-75
D13 Belmont	W, 73-55
D15 at Alcorn State	W, 83-71
D20 Georgia Southern	W, 80-76 (OT)
D28 vs. Coppin State+	W, 73-67
D29 vs. Samford+	W, 62-50
J7 FIU	W, 86-72
J12 Austin Peay*	L, 72-80
J14 Murray State*	L, 66-70
J19 at Eastern Kentucky*	L, 73-83
J21 at Morehead State*	W, 64-58
J26 Tennessee Tech*	L, 68-73
J28 Tennessee State*	W, 92-80
J30 South Carolina State	W, 81-63
F2 at FIU	W, 94-77
F6 at Grambling	W, 114-85
F9 at Tennessee State*	W, 112-90
F11 at Tennessee Tech*	W, 95-88
F16 Morehead State*	W, 70-68
F18 Eastern Kentucky*	L, 74-79
F23 at Murray State*	L, 86-91
F25 at Austin Peay*	W, 94-90
M2 at Austin Peay^	W, 87-83
M6 vs. Eastern Kentucky#	W, 83-66
M7 at Murray State#	L, 67-79

1991-92

Overall: 16-11 • OVC: 9-5
 Home: 9-2 • Away: 6-7 • Neutral: 1-2
 Coach: David Farrar

N23 at Little Rock	W, 61-60
N25 Lipscomb	W, 79-66
N27 at LSU	L, 65-96
D5 at Tennessee	L, 83-86
D7 at Mississippi Valley State	W, 87-67
D14 at Murray State*	L, 74-98
D20 vs. South Alabama+	L, 71-76
D21 vs. Slippery Rock+	W, 72-46
J2 Oral Roberts	W, 100-78
J6 at Cincinnati	L, 70-79
J11 Southeast Missouri*	W, 61-58
J13 Austin Peay*	W, 84-71

J15 UT-Martin	W, 94-55
J18 at Tennessee State*	W, 55-50
J20 at Tennessee Tech*	L, 90-99 (OT)
J25 Morehead State*	W, 80-72
J27 Eastern Kentucky*	W, 73-68
F1 Murray State*	L, 83-84
F8 at Eastern Kentucky*	L, 79-86
F10 at Morehead State*	W, 92-85
F15 Tennessee Tech*	W, 97-76
F17 Tennessee State*	W, 68-49
F22 at Austin Peay*	L, 73-75
F24 at Southeast Missouri*	W, 87-76
F29 at College of Charleston	W, 70-68
M3 Arkansas State	L, 60-76
M6 vs. Morehead State#	L, 80-81

1992-93

Overall: 10-16 • OVC: 5-11
 Home: 8-5 • Away: 1-11 • Neutral: 1-0
 Coach: David Farrar

D1 Livingstone State	W, 88-74
D4 vs. Lehigh+	W, 89-73
D5 at Colorado+	L, 57-97
D12 at Minnesota	L, 65-88
D21 at Oral Roberts	L, 75-78
D23 Cleveland State	W, 77-69
J2 Southern Univ.	W, 70-69 (OT)
J4 at Missouri-Kansas City	L, 65-73
J9 Morehead State*	W, 76-65
J11 Eastern Kentucky*	L, 65-80
J13 Tennessee State*	L, 70-78
J18 at UT-Martin*	L, 67-71
J23 at Tennessee Tech*	W, 86-73
J27 Austin Peay*	W, 73-55
J30 at Southeast Missouri*	L, 69-80
F1 at Murray State*	L, 73-76
F6 Oral Roberts	W, 93-76
F8 UT-Martin*	W, 70-60
F11 at Tennessee State*	L, 67-84
F13 Vanderbilt	L, 51-81
F15 Tennessee Tech*	L, 63-65
F20 at Morehead State*	L, 59-81
F22 at Eastern Kentucky*	L, 46-66
F25 at Austin Peay*	L, 51-57
F27 Southeast Missouri*	L, 63-67 (OT)
M1 Murray State*	W, 79-74 (OT)

1993-94

Overall: 8-19 • OVC: 5-11
 Home: 8-5 • Away: 0-12 • Neutral: 0-2
 Coach: David Farrar

N27 UNC-Greensboro	L, 56-70
D1 Oral Roberts	W, 94-77
D3 Minnesota	L, 76-90



- YEAR-BY-YEAR RESULTS -

D7	at TCU	L, 56-65 (OT)
D11	Alabama-Huntsville	W, 92-61
D18	Missouri-Kansas City	W, 82-67
D21	at Cleveland State	L, 59-67
D29	at New Mexico+	L, 56-69
D30	vs. St. Bonaventure+	L, 69-83
J3	at UT-Martin*	L, 64-70 (OT)
J6	at Southern Univ.	L, 86-96
J12	Austin Peay*	W, 78-69
J15	at Murray State*	L, 76-102
J17	at Southeast Missouri*	L, 77-99
J19	Tennessee State*	L, 56-66
J22	at Eastern Kentucky*	L, 72-88
J24	at Morehead State*	L, 58-60
J29	Tennessee Tech*	L, 68-69
J31	UT-Martin*	W, 66-60
F5	at Tennessee State*	L, 58-82
F12	Murray State*	L, 86-116
F14	Southeast Missouri*	W, 94-68
F17	at Tennessee Tech*	L, 69-73
F22	at Austin Peay*	L, 65-87
F26	Morehead State*	W, 74-65
F28	Eastern Kentucky*	W, 82-75
M3	vs. Tennessee State#	L, 60-61

+ - Lobo Invitational (Albuquerque, N.M.)
* - Ohio Valley Conference Game
- OVC Tournament (Nashville, Tenn.)

1994-95

Overall: 12-15 • OVC: 5-11
Home: 9-7 • Away: 3-7 • Neutral: 0-1
Coach: David Farrar

N26	North Georgia	W, 72-64
D3	Lyon	W, 75-68
D6	Alabama-Huntsville	W, 72-50
D10	Valdosta State	W, 83-62
D21	TCU	L, 78-100
D29	Radford	L, 57-60
D31	at Minnesota	L, 57-98
J3	UT-Martin*	L, 64-66
J7	at Austin Peay*	W, 77-74
J11	Southern Univ.	W, 81-78
J14	Murray State*	L, 74-89
J16	Southeast Missouri*	W, 65-63
J18	at Tennessee State*	L, 85-98
J21	Eastern Kentucky*	W, 72-68
J23	Morehead State*	L, 74-87
J28	Tennessee Tech*	L, 75-77
J30	at UT-Martin*	L, 69-76
F1	Vanderbilt	W, 93-90 (OT)
F9	at Tennessee Tech*	L, 65-78
F11	at Southeast Missouri*	L, 63-78
F13	at Murray State*	L, 74-87
F18	Tennessee State*	W, 77-76 (OT)
F20	Austin Peay*	L, 57-67
F22	at Southern Univ.	W, 65-63 (OT)
F25	at Morehead State*	L, 61-65
F27	at Eastern Kentucky*	W, 82-78 (OT)
M2	vs. Murray State#	L, 67-75

* - Ohio Valley Conference Game
- OVC Tournament (Nashville, Tenn.)

1995-96

Overall: 15-12 • OVC: 9-7
Home: 10-4 • Away: 5-7 • Neutral: 0-1
Coach: David Farrar

N25	Indiana State	W, 81-78
N27	at Oral Roberts	W, 91-74
N30	at TCU	L, 83-86
D4	Truman State	W, 66-51
D9	at Radford	L, 77-92
D16	New Orleans	L, 67-69
D19	North Carolina A&T	W, 64-53
D23	at Vanderbilt	L, 56-70
J21	Wisconsin-Parkside	W, 65-64
J6	Austin Peay*	W, 88-69
J11	at Tennessee Tech*	W, 78-68
J13	Southeast Missouri*	L, 64-65
J16	Tennessee State*	W, 86-74
J20	at Morehead State*	L, 59-68
J22	at Eastern Kentucky*	L, 64-70
J24	Southern Univ.	W, 88-73
J27	UT-Martin*	W, 81-68
J29	Murray State*	L, 72-73
F3	at Austin Peay*	W, 75-66
F10	at Tennessee State*	W, 79-74
F12	at Southeast Missouri*	W, 78-75
F15	Tennessee Tech*	L, 71-77 (OT)
F17	Eastern Kentucky*	W, 74-70
F19	Morehead State*	W, 73-71
F24	at Murray State*	L, 67-80
F26	at UT-Martin*	L, 83-91
F29	vs. Tennessee Tech#	L, 69-89

* - Ohio Valley Conference Game
- OVC Tournament (Nashville, Tenn.)

1996-97

Overall: 19-12 • OVC: 11-7
Home: 13-1 • Away: 4-9 • Neutral: 2-2
Coach: Randy Wiel

N22	vs. Montana+	W, 66-63
N23	vs. Providence+	W, 77-75
N24	vs. Alabama+	L, 74-77
N27	Montreat	W, 98-52
N30	at New Orleans	L, 54-66
D2	Murray State*	W, 85-72
D7	at Southern Univ.	W, 91-67
D14	Chattanooga	W, 83-73
D16	Belmont	W, 94-76
D19	at Indiana State	L, 66-92
D29	Sue Bennett	W, 127-70
J4	at Eastern Kentucky*	L, 77-79
J6	at Morehead State*	W, 78-72
J9	Tennessee State*	W, 72-70
J11	Tennessee Tech*	W, 80-72
J18	Southeast Missouri*	L, 76-78
J20	Eastern Illinois*	W, 83-72
J23	at Austin Peay*	L, 74-82

J25	at Murray State*	L, 72-78
J27	at UT-Martin*	L, 59-61
J30	Morehead State*	W, 98-86
F1	at North Carolina	L, 49-99
F3	Eastern Kentucky*	W, 91-58
F6	Austin Peay*	W, 68-65
F8	at Tennessee Tech*	L, 68-77
F13	at Tennessee State*	W, 82-75
F15	at Eastern Illinois*	W, 77-55
F17	at Southeast Missouri*	L, 76-85
F22	UT-Martin*	W, 96-71
F25	Southeast Missouri^	W, 89-74
F28	vs. Murray State#	L, 48-74

+ - Top of the World Classic (Fairbanks, Ak.)
* - Ohio Valley Conference Game
^ - OVC Tournament First Round
- OVC Tournament (Nashville, Tenn.)

1997-98

Overall: 19-9 • OVC: 12-6
Home: 11-2 • Away: 8-6 • Neutral: 0-1
Coach: Randy Wiel

N14	at North Carolina	L, 56-84
N20	at Belmont	W, 58-38
N24	at Chattanooga	W, 87-68
N29	at North Carolina A&T	W, 75-64
D6	at Tennessee Tech*	W, 67-48
D13	at Kansas	L, 68-103
D18	Carson-Newman	W, 70-54
D22	Erskine	W, 74-40
D30	Presbyterian	W, 60-42
J3	Murray State*	W, 76-71 (OT)
J5	UT-Martin*	W, 66-46
J8	at Eastern Illinois*	L, 74-85
J10	at Southeast Missouri*	W, 70-55
J13	Tennessee Tech*	W, 80-60
J15	Austin Peay*	W, 63-38
J17	Tennessee State*	W, 67-57
J22	at Eastern Kentucky*	W, 96-89
J24	at Morehead State*	W, 77-64
J29	at Murray State*	L, 75-78
J31	at UT-Martin*	W, 78-54
F5	Eastern Illinois*	W, 67-65
F7	Southeast Missouri*	L, 76-85
F12	at Austin Peay*	L, 69-73 (OT)
F14	at Tennessee State*	L, 76-81
F19	Eastern Kentucky*	L, 54-55
F21	Morehead State*	W, 74-61
F24	Eastern Kentucky^	W, 61-49
F28	vs. Tennessee State#	L, 70-74

* - Ohio Valley Conference Game
^ - OVC Tournament First Round
- OVC Tournament (Nashville, Tenn.)





- YEAR-BY-YEAR RESULTS -

1998-99

Overall: 12-19 • OVC: 9-9
 Home: 8-6 • Away: 4-10 • Neutral: 0-3
 Coach: Randy Wiel

N16	ETSU	L, 59-64
N21	Erskine	W, 83-59
N24	at Marist	L, 61-65
N28	at ETSU	L, 64-80
N30	No. 3 North Carolina	L, 54-75
D3	at WKU	L, 45-51
D5	Tennessee Tech*	W, 67-56
D12	Belmont	L, 72-79
D21	vs. NC State\$	L, 59-91
D22	vs. UAB\$	L, 60-85
D23	at American University\$	W, 93-78
J2	at UT-Martin*	W, 56-50
J4	at Murray State*	L, 74-84
J7	Southeast Missouri*	L, 63-73
J9	Eastern Illinois*	L, 73-75
J12	at Tennessee Tech*	L, 69-75 (OT)
J14	at Tennessee State*	W, 70-60
J16	at Austin Peay*	L, 70-71
J21	Morehead State*	W, 75-62
J23	Eastern Kentucky*	W, 82-67
J28	UT-Martin*	W, 80-78 (OT)
J30	Murray State*	L, 62-81
F1	at Belmont	L, 75-79
F4	at Southeast Missouri*	L, 55-69
F6	at Eastern Illinois*	L, 62-72
F11	Tennessee State*	W, 78-74
F13	Austin Peay*	W, 87-81
F18	at Morehead State*	L, 74-75
F20	at Eastern Kentucky*	W, 72-65
F23	Tennessee State^	W, 75-68
F27	vs. Southeast Missouri#	L, 74-82

\$ - PR Christmas Shootout (San Juan, P.R.)
 * - Ohio Valley Conference Game
 ^ - OVC Tournament First Round
 # - OVC Tournament (Nashville, Tenn.)

1999-00

Overall: 15-13 • OVC: 10-8
 Home: 10-4 • Away: 5-8 • Neutral: 0-1
 Coach: Randy Wiel

N22	Tennessee Temple	W, 69-55
N27	Marist	W, 76-55
D2	Eastern Illinois*	L, 72-76
D5	No. 6 Kansas	L, 77-97
D10	at #16 Tennessee	L, 77-78
D20	Martin Methodist	W, 87-79
D23	at Central Florida	L, 77-88
D30	at Campbell	L, 66-73
J6	at Eastern Kentucky*	L, 83-85
J8	at Morehead State*	W, 77-73
J10	Southeast Missouri*	L, 48-61
J13	Belmont	W, 84-73
J15	at Tennessee Tech*	L, 66-78
J18	at Eastern Illinois*	L, 63-69
J20	Austin Peay*	L, 63-74

J22	Tennessee State*	W, 80-73
J27	at Murray State*	W, 81-79
J29	at UT-Martin*	W, 71-63
F3	Eastern Kentucky*	W, 94-71
F5	Morehead State*	W, 69-67
F8	at Southeast Missouri*	L, 56-76
F12	Tennessee Tech* W, 108-104 (4OT)	
F17	at Austin Peay*	L, 74-84
F19	at Tennessee State*	W, 100-85
F24	Murray State*	W, 82-79
F26	UT-Martin*	W, 96-78
F29	at Tennessee Tech^	W, 87-70
M4	vs. Southeast Missouri#	L, 60-78

* - Ohio Valley Conference Game
 ^ - OVC Tournament First Round
 # - OVC Tournament (Nashville, Tenn.)

2000-01

Overall: 5-22 • Sun Belt: 1-15
 Home: 4-9 • Away: 1-11 • Neutral: 0-2
 Coach: Randy Wiel

N17	St. Francis	W, 93-59
N20	at Tennessee State	L, 71-75
N27	at No. 2 Kansas	L, 66-92
D2	at IUPUI	L, 70-78
D4	at Rice	W, 75-73 (OT)
D9	Tennessee State	W, 79-77
D12	Central Florida	L, 64-68
D15	vs. No. 4 Tennessee\$	L, 83-99
D18	Campbell	W, 78-73
D21	Radford	L, 73-80
J4	Arkansas State*	L, 61-73
J6	North Texas*	W, 105-71
J11	FIU*	L, 59-61
J13	at South Alabama*	L, 64-72
J18	Denver*	L, 57-59
J20	Little Rock*	L, 56-77
J25	at LA Tech*	L, 55-75
J27	at New Orleans*	L, 56-69
J29	at Little Rock*	L, 53-66
F1	WKU*	L, 63-71
F3	at FIU*	L, 61-66
F10	at Arkansas State*	L, 66-86
F15	LA Tech*	L, 53-68
F17	at Louisiana*	L, 57-85
F22	New Mexico State*	L, 60-81
F24	at WKU*	L, 51-92
M2	vs. New Orleans#	L, 61-66 (OT)

\$ - at Gaylord Ent. Center (Nashville, Tenn.)
 * - Sun Belt Conference Game
 # - SBC Tournament (Mobile, Ala.)

2001-02

Overall: 14-15 • Sun Belt: 6-8
 Home: 11-2 • Away: 2-11 • Neutral: 1-2
 Coach: Randy Wiel

N17	Bryan College	W, 115-59
N21	IUPUI	W, 76-72
N24	UNC-Greensboro	W, 74-58

N26	at Belmont	L, 59-65
D1	at Radford	L, 53-72
D4	Rice	W, 65-52
D6	vs. UT-Martin+	L, 71-76
D8	Tennessee State	W, 88-79
D15	at UT-Pan Am	L, 64-66
D20	at East Carolina	L, 71-81
D28	at South Alabama*	L, 51-59
D30	at New Orleans*	W, 69-64
J5	at FIU*	L, 60-67
J10	New Mexico State* L, 88-94 (3OT)	
J12	Louisiana*	W, 69-64
J16	WKU*	L, 45-55
J19	at North Texas*	L, 63-85
J21	at Tennessee	L, 56-74
J24	Arkansas State*	W, 83-64
J26	Little Rock*	W, 68-65
J31	at IP-Fort Wayne	W, 90-80
F2	FIU*	W, 71-69
F4	UT-Pan American	W, 70-52
F7	at Arkansas State*	L, 51-83
F9	at Little Rock*	L, 52-71
F16	Denver*	W, 62-47
F23	at WKU*	L, 61-65
M1	vs. South Alabama#	W, 48-47
M3	vs. New Mexico State#	L, 48-63

+ - at Jackson, Tenn.
 * - Sun Belt Conference Game
 # - SBC Tournament (New Orleans, La.)

2002-03

Overall: 16-14 • Sun Belt: 9-5
 Home: 9-5 • Away: 4-9 • Neutral: 3-0
 Coach: Kermit Davis

N22	East Carolina	L, 63-65
N25	at #4 Alabama	L, 65-80
N27	UT-Martin	W, 88-77
N30	at UNC-Greensboro	L, 58-70
D4	Tennessee Tech	L, 66-70
D6	at Purdue^	L, 56-85
D7	IUPUI^	W, 64-60
D16	Murray State	L, 72-79
D18	Christian Brothers	W, 74-57
D21	at Austin Peay	L, 71-79 (OT)
D27	Kennesaw State	W, 66-62
J1	at Murray State	L, 64-76
J4	WKU*	W, 69-65
J9	at Arkansas State*	W, 65-58
J11	at Little Rock*	L, 62-71 (OT)
J16	South Alabama*	L, 53-64
J18	New Orleans*	W, 77-60
J23	at New Mexico State*	W, 70-68
J25	at Louisiana*	L, 65-71
J28	IP-Fort Wayne	W, 71-52
F1	FIU*	W, 60-58
F6	North Texas*	W, 76-55
F8	at Denver*	W, 80-68
F13	Arkansas State*	W, 79-55
F15	Little Rock*	L, 58-74
F22	at FIU*	W, 80-70



- YEAR-BY-YEAR RESULTS -

M1 at WKU* L, 75-89
 M9 vs. South Alabama# W, 72-69
 M10 vs. Denver# W, 83-59
 M11 at WKU# L, 52-64
 ^ - Boilermaker Invitational (West Lafayette, Ind.)
 * - Sun Belt Conference Game
 # - SBC Tournament (Bowling Green, Ky.)

2003-04

Overall: 17-12 • Sun Belt: 8-6
 Home: 10-3 • Away: 6-7 • Neutral: 1-2
 Coach: Kermit Davis

N24 Covenant College W, 86-53
 N29 at Wyoming L, 63-84
 D4 Alabama State W, 71-48
 D6 at Tennessee Tech L, 63-87
 D13 Tennessee Wesleyan W, 94-51
 D17 at Alabama State W, 67-62
 D20 at No. 16 Cincinnati L, 54-89
 D23 Austin Peay W, 70-56
 D29 vs. Chattanooga% L, 75-82
 D30 vs. South Carolina State% W, 86-76
 J2 at VCU L, 61-66
 J6 IPFW W, 72-65
 J8 Wyoming W, 76-63
 J15 Arkansas State* W, 92-86 (OT)
 J17 Little Rock* L, 66-68
 J22 at South Alabama* W, 72-63
 J24 at New Orleans* W, 78-75 (OT)
 J29 New Mexico State* L, 76-81
 J31 Louisiana* L, 64-74
 F5 at WKU* L, 66-70
 F7 at FIU* W, 54-53
 F12 at North Texas* L, 64-69
 F14 Denver* W, 65-48
 F19 at Arkansas State* W, 70-69
 F21 at Little Rock* L, 54-59
 F26 WKU* W, 73-59
 M1 FIU* W, 60-42
 M7 at WKU# W, 76-62
 M8 vs. Louisiana# L, 66-70
 % - Dr Pepper Classic (Chattanooga, Tenn.)
 * - Sun Belt Conference Game
 # - SBC Tournament (Bowling Green, Ky.)

2004-05

Overall: 19-12 • Sun Belt: 7-7
 Home: 10-3 • Away: 5-6 • Neutral: 4-3
 Coach: Kermit Davis

N19 Lambuth W, 95-54
 N23 at Rice L, 62-67
 N27 vs. Mississippi Valley St. \$ L, 58-71
 N29 Belmont W, 66-47
 D2 Tennessee Wesleyan W, 81-46
 D5 Tennessee State W, 96-94
 D11 Mississippi Valley State W, 75-54
 D20 vs. Toledo% W, 70-65
 D21 vs. Auburn% L, 74-79
 D22 vs. Delaware% W, 73-69 (OT)

D27 at Villanova L, 62-81
 D30 at Austin Peay W, 74-70
 J2 VCU W, 59-55
 J5 at IPFW W, 66-61
 J10 Little Rock* W, 85-50
 J13 at Arkansas State* W, 70-68
 J15 at Little Rock* L, 62-69
 J20 South Alabama* L, 56-59
 J22 New Orleans* L, 60-66
 J27 at New Mexico State* W, 65-50
 J29 at Louisiana* L, 44-54
 F3 WKU* L, 56-61
 F5 FIU* W, 82-69
 F10 North Texas* W, 79-64
 F12 at Denver* L, 71-83
 F17 Arkansas State* W, 80-60
 F19 Portland State^ W, 83-62
 F24 at WKU* L, 83-85 (OT)
 F28 at FIU* W, 91-81
 M4 vs. New Mexico State# W, 77-63
 M6 vs. ULL# L, 57-71

\$ - at Greenville, Miss.
 % - San Juan Shootout (San Juan, P.R.)
 ^ - Bracket Buster
 * - Sun Belt Conference Game
 # - SBC Tournament (Denton, Texas)

2005-06

Overall: 16-12 • Sun Belt: 8-6
 Home: 9-4 • Away: 6-8 • Neutral: 1-0
 Coach: Kermit Davis

N21 Utah State W, 60-59
 N26 at Indiana State L, 79-85 (OT)
 N29 Chattanooga W, 81-71
 D3 at Portland State W, 65-62
 D5 at Utah State L, 61-79
 D10 at Belmont W, 87-75
 D18 Freed-Hardeman W, 92-48
 D20 at No. 10 Louisville\$ L, 68-76
 D21 vs. Florida Atlantic\$ W, 90-76
 D28 Austin Peay L, 67-83
 D31 at Tennessee State W, 67-57
 J4 at No. 4 Memphis L, 50-83
 J7 at WKU* L, 48-80
 J12 Arkansas State* W, 77-68
 J14 Little Rock* L, 66-68
 J19 at South Alabama* L, 63-75
 J21 at Troy* L, 57-70
 J26 New Orleans* W, 86-65
 J28 Louisiana* W, 73-59
 F4 at FIU* W, 66-64
 F9 at North Texas* W, 62-60
 F11 Denver* L, 62-72
 F13 South Dakota State W, 89-82 (OT)
 F16 at Arkansas State* L, 74-75
 F18 at Ark. - Little Rock* W, 68-58
 F23 WKU* W, 80-74
 F27 FIU* W, 82-58
 M5 Denver# L, 57-58
 \$ - Billy Minardi Classic (Louisville, Ky.)

* - Sun Belt Conference Game
 # - SBC Tournament

2006-07

Overall: 15-17 • Sun Belt: 8-10
 Home: 7-6 • Away: 7-7 • Neutral: 1-4
 Coach: Kermit Davis

N10 at No. 25 Tennessee L, 52-83
 N13 Cumberland Univ. W, 60-47
 N17 vs. No. 10 Alabama\$ L, 62-71
 N18 vs. Toledo\$ L, 69-75 (OT)
 N20 vs. College of Charleston\$ L, 56-64
 N27 Belmont W, 64-57
 N30 Indiana State W, 65-58
 D4 Tennessee State W, 67-56
 D17 ULM* L, 65-67
 D20 at Austin Peay L, 63-64 (OT)
 D23 at No. 18 Memphis L, 46-86
 D28 WKU* L, 64-73
 D31 at FIU* W, 60-46
 J2 at South Alabama* W, 59-51
 J6 Troy* L, 57-71
 J10 at Florida Atlantic* W, 72-68
 J13 at New Orleans* W, 76-67
 J17 Arkansas State* L, 51-54
 J20 at Little Rock* W, 61-60
 J25 at North Texas* L, 53-66
 J27 Louisiana* W, 71-59
 J29 at South Dakota State W, 57-56
 F1 Denver* W, 75-49
 F3 South Alabama* L, 38-61
 F8 at ULM* L, 76-82
 F10 at WKU* L, 53-65
 F15 FIU* L, 67-69
 F22 at Troy* L, 70-73
 F24 Florida Atlantic* W, 79-59
 F28 at Troy# W, 72-64
 M4 vs. South Alabama# W, 63-60 (OT)
 M5 vs. North Texas# L, 52-59
 \$ - Paradise Jam (St. Thomas, Virgin Islands)
 * - Sun Belt Conference Game
 # - SBC Tournament (Lafayette, La.)

2007-08

Overall: 17-15 • Sun Belt: 11-7
 Home: 10-3 • Away: 4-8 • Neutral: 3-4
 Coach: Kermit Davis

N15 San Jose State\$ L, 77-78
 N16 Lipscomb\$ W, 68-62
 N17 Appalachian State\$ L, 79-84
 N20 at No. 7 Tennessee L, 40-109
 N23 Tennessee Wesleyan W, 91-48
 N26 at Belmont L, 62-85
 D1 at Houston L, 68-83
 D12 Belmont W, 86-80 (OT)
 D15 No. 2 Memphis & L, 41-65
 D18 FIU* W, 72-63
 D22 at South Alabama* L, 61-75
 D29 Austin Peay L, 75-78



- YEAR-BY-YEAR RESULTS -

J2	at WKU*	L, 51-62
J5	Denver*	W, 68-50
J9	Florida Atlantic*	W, 61-57
J16	at Troy*	W, 65-64
J19	New Orleans*	L, 75-82 (OT)
J24	at ULM*	L, 69-82
J27	North Texas*	W, 69-60
J31	at Louisiana*	W, 57-51
F4	at Arkansas State*	W, 89-86 (OT)
F7	Little Rock*	W, 63-46
F9	at FIU*	L, 60-66
F14	South Alabama*	W, 76-70
F16	WKU*	L, 66-71
F21	at Denver*	W, 65-58
F23	at Florida Atlantic*	L, 67-75
M1	Troy*	W, 81-58
M5	ULM^	W, 74-69
M9	vs. Troy#	W, 65-59
M10	at South Alabama#	W, 82-73
M11	vs. WKU#	L, 57-67

F28	WKU*	L, 49-68
M4	Arkansas State^	W, 69-62
M8	vs. North Texas#	L, 79-88
+ Basketball Traveler's Tip-Off Classic (Springfield, Mo.)		
* - Sun Belt Conference Game		
^ - SBC Tournament First Round		
# - SBC Tournament (Hot Springs, Ark.)		

N21	at Auburn\$	L, 66-68
N24	Evansville	W, 82-70
N30	at No. 13 Tennessee	L, 56-86
D4	at SIU-Edwardsville	W, 73-64
D7	at Belmont	L, 87-88 (2OT)
D12	Furman	L, 61-76
D18	at Evansville	L, 79-81
D21	Vanderbilt	L, 53-72
D29	Tennessee State	W, 65-58
J2	at South Alabama*	L, 57-63
J5	North Texas*	W, 78-71
J8	at Louisiana*	W, 93-91
J13	Florida Atlantic*	L, 61-71
J15	at Arkansas State*	L, 65-69
J20	Troy*	W, 63-51
J22	Denver*	W, 59-49
J27	at Florida Atlantic*	L, 51-62
J29	at FIU*	W, 79-70
F3	ULM*	W, 60-54
F5	South Alabama*	W, 85-62
F10	at WKU*	W, 69-60
F12	FIU*	W, 80-68
F17	at Troy*	L, 65-69
F19	at Little Rock*	L, 58-62
F22	at Houston Baptist	L, 68-70
F26	WKU*	W, 57-39
M6	vs. FIU#	W, 73-38
M7	vs. Little Rock#	L, 56-65

2008-09

Overall: 18-14 • Sun Belt: 10-8

Home: 10-6 • Away: 6-7 • Neutral: 2-1

Coach: Kermit Davis

N14	Trevecca	W, 94-53
N16	Houston Baptist	W, 80-63
N21	No. 13 Tennessee	L, 66-76
N24	at Vanderbilt	L, 57-65
D2	Houston	L, 67-70
D7	SIU-Edwardsville	W, 80-51
D11	Troy*	W, 81-53
D15	UT-Martin	L, 65-72
D17	at Belmont	L, 69-82
D20	vs UIC-Irvine+	W, 65-52
D21	vs Norfolk State+	W, 77-56
D22	at Missouri State+	W, 63-51
D31	at North Texas*	W, 89-80 (OT)
J3	at South Alabama*	W, 82-67
J8	Florida Atlantic*	W, 59-57
J10	FIU*	W, 68-63
J15	at WKU*	L, 61-63
J17	at Little Rock*	L, 65-70
J22	Arkansas State*	W, 60-57
J24	at New Orleans*	L, 65-69
J29	Louisiana*	W, 83-76
J31	ULM*	W, 77-54
F5	at Denver*	L, 51-63
F7	at Houston Baptist*	W, 89-77
F12	at Troy*	L, 64-70
F14	North Texas*	L, 78-89
F19	South Alabama*	L, 57-63
F21	at Florida Atlantic*	W, 74-68
F26	at FIU*	W, 71-66

2009-10

Overall: 19-14 • Sun Belt: 13-5

Home: 12-4 • Away: 7-8 • Neutral: 0-2

Coach: Kermit Davis

N13	King College	W, 93-73
N15	at Ohio University\$	L, 68-81
N17	at Marshall\$	L, 60-63
N19	Lamar University\$	W, 74-66
N23	at North Carolina A&T\$	L, 56-65
N27	Cumberland University	W, 87-54
D2	at UAB	L, 64-65
D8	Belmont	L, 71-83
D11	vs. No. 9/9 Tennessee^	L, 54-75
D13	SIU-Edwardsville	W, 83-58
D22	Howard	W, 69-51
D31	at New Orleans*	W, 63-58
J2	Louisiana*	W, 68-58
J4	at Vanderbilt	L, 53-73
J7	at Arkansas State*	L, 67- 69
J9	at Little Rock*	W, 66-52
J14	FIU*	L, 58-65
J16	Florida Atlantic*	L, 60-61
J18	WKU*	W, 47-46
J21	at ULM*	W, 69-60
J23	at WKU*	W, 84-74
J28	New Orleans*	W, 66-46
J30	North Texas*	W, 69-64
F4	Troy*	L, 67-70
F6	at South Alabama*	W, 80-68
F11	Denver*	W, 57-50
F13	Houston Baptist	W, 109-79
F18	at Troy*	L, 62-66
F20	South Alabama*	W, 81-54
F25	at FIU*	W, 74-71
F27	at Florida Atlantic*	W, 66-57
M7	vs. Denver#	L, 58-73
M17	at Missouri State!	L, 79-87
\$ - Global Sports Hoops Showcase		
^ - Sommet Center		
* - Sun Belt Conference game		
# - SBC Tournament (Hot Springs, Ark.)		
! - CollegeInsider.com Tournament		

\$ - Global Sports Hoops Showcase (Auburn, Ala.)
 * - Sun Belt Conference game
 # - SBC Championships (Hot Springs, Ark.)

2011-12

Overall: 27-7 • Sun Belt: 14-2

Home: 15-2 • Away: 11-4 • Neutral: 1-1

Coach: Kermit Davis

N11	Austin Peay	W, 80-71
N13	at Loyola Marymount	W, 58-51
N15	at UCLA+	W, 86-66
N19	UNC-Greensboro\$	W, 82-60
N20	Belmont\$	L, 84-87
N22	Cumberland	W, 88-48
N26	at Austin Peay	W, 90-70
D1	at Tennessee State	W, 77-62
D4	Akron	W, 77-53
D7	at UAB	L, 56-66
D10	UT-Martin	W, 78-62
D13	Belmont	W, 65-62
D21	vs Mississippi	W, 68-56
D29	FIU*	W, 71-66
D31	South Alabama*	W, 68-52
J5	at Troy*	W, 63-53
J7	Louisiana*	W, 65-53
J12	at FIU*	W, 70-59
J14	at Florida Atlantic*	W, 67-54
J19	Arkansas State*	W, 59-46
J21	at South Alabama*	W, 68-47
J26	Troy*	W, 71-58
J28	at Vanderbilt	L, 77-84
F2	at North Texas*	W, 68-66

2010-11

Overall: 16-16 • Sun Belt: 10-6

Home: 10-4 • Away: 4-10 • Neutral: 2-2

Coach: Kermit Davis

N12	Tennessee Temple	W, 90-46
N17	UAB	L, 71-76
N19	vs. Campbell\$	L, 90-97
N20	vs. Samford\$	W, 68-55



HISTORY/RECORDS

- YEAR-BY-YEAR RESULTS -

F4	at Denver*	L, 60-75
F9	WKU*	W, 72-64
F11	Little Rock*	W, 68-60
F18	Florida Atlantic*	W, 72-59
F23	at ULM*	W, 94-61
F25	at WKU*	L, 67-73
M4	vs Arkansas State#	L, 61-62
M13	Marshall!	W, 86-78
M19	at Tennessee!	W, 71-64
M21	Minnesota!	L, 73-78
+ - EA SPORTS Maui Invitational Opening Game		
\$ - EA SPORTS Maui Invitational Regional Game		
* - Sun Belt Conference Game		
# - SBC Tournament (Hot Springs, Ark.)		
! - National Invitation Tournament		

2012-13

Overall: 28-6 • Sun Belt: 19-1
Home: 16-0 • Away: 11-3 • Neutral: 1-3
Coach: Kermit Davis

N9	Alabama State	W, 97-53
N13	at Savannah State	W, 58-55
N18	vs. No. 10/10 Florida	L, 45-66
N20	at UCF	W, 75-61
N24	Texas Southern	W, 79-52
N29	at Louisiana	W, 72-58
D2	at Akron	L, 77-82 (OT)
D5	UAB	W, 84-64
D8	Ole Miss	W, 65-62
D13	at Belmont	L, 49-64
D18	Tennessee State	W, 77-48
D21	vs. Vanderbilt	W, 56-52
D29	FIU*	W, 69-52
D31	North Texas*	W, 75-57
J3	at Arkansas State*	L, 60-66 (OT)
J5	at South Alabama*	W, 60-56
J10	Florida Atlantic*	W, 62-52
J12	at ULM*	W, 66-57
J17	Little Rock*	W, 82-50
J19	Louisiana*	W, 82-60
J24	at North Texas*	W, 72-64
J26	WKU*	W, 72-53
J31	at FIU*	W, 66-64
F2	at Florida Atlantic*	W, 73-56
F7	Arkansas State*	W, 73-60
F9	Troy*	W, 93-41
F16	at Little Rock*	W, 66-61
F21	South Alabama*	W, 85-50
F23	ULM*	W, 87-46
F28	at Troy*	W, 66-56
M2	at WKU*	W, 70-62
M9	vs Louisiana^	W, 81-66
M10	vs FIU^	L, 57-61
M19	vs Saint Mary's&	L, 54-67
* - Sun Belt Conference Game		
^ - SBC Championships (Hot Springs, Ark.)		
& - NCAA Tournament (NCAA First Four)		

2013-14

Overall: 24-9 • C-USA: 13-3
Home: 14-2 • Away: 8-5 • Neutral: 2-2
Coach: Kermit Davis

N10	Southern^	W, 78-75
N13	North Florida^	W, 77-70
N16	Akron	W, 80-73
N18	Little Rock^	W, 76-59
N21	at No. 16/14 Florida^	L, 59-79
N26	at Murray State	W, 80-62
N30	South Alabama	W, 65-55
D3	Belmont	L, 58-70
D9	Fisk	W, 115-65
D14	at Ole Miss	L, 63-72
D17	Tennessee Temple	W, 102-52
D21	at Cincinnati	L, 48-69
D29	vs. Maine\$	L, 85-89 (OT)
D30	vs. Grand Canyon\$	W, 79-56
J7	at Tennessee State	W, 74-66
J11	UAB*	W, 89-84 (OT)
J16	UTEP*	L, 54-63
J18	UTSA*	W, 80-58
J23	at Tulsa*	L, 53-58
J25	at North Texas*	W, 70-63
J30	East Carolina*	W, 84-67
F1	Old Dominion*	W, 64-48
F6	at Florida Atlantic*	W, 67-63
F8	at FIU*	W, 70-68
F13	Tulane*	W, 71-44
F15	Southern Miss*	W, 81-64
F20	at Charlotte*	W, 71-49
F22	at Marshall*	W, 56-53
F27	at LA Tech*	L, 39-55
M1	Rice*	W, 65-41
M6	at UAB*	W, 55-53
M13	vs. Old Dominion#	W, 62-48
M14	vs. Tulsa#	L, 69-76
^ - Global Sports Exempt Tournament		
\$ - Dr. Pepper Classic (Chattanooga, Tenn.)		
* - Conference USA Game		
# - C-USA Tournament (El Paso, Texas)		

2014-15

Overall: 19-17 • C-USA: 9-9
Home: 12-4 • Away: 4-10 • Neutral: 3-3
Coach: Kermit Davis

N14	Ohio Valley	W, 77-60
N18	Murray State	L, 49-68
N22	Southern^	W, 66-48
N25	Northern Arizona^	W, 65-53
N28	vs. Cincinnati\$	L, 51-69
N29	vs. No. 23 Creighton\$	L, 47-57
D2	at Belmont	L, 59-63
D6	at South Alabama	W, 68-67 (OT)
D13	at Akron	W, 62-61
D16	at Oklahoma State	L, 44-68
D19	Chattanooga	W, 68-58
D21	Tennessee State	W, 65-47
D29	at Auburn	L, 48-64

J4	UAB*	L, 49-54
J8	FIU*	W, 65-52
J10	Florida Atlantic*	W, 82-58
J15	at Southern Miss*	W, 62-61
J17	at La Tech*	L, 68-75
J22	Old Dominion*	W, 68-58 (OT)
J24	Charlotte*	W, 72-69
J29	at UTSA*	L, 58-69
J31	at UTEP*	L, 70-83
F5	Southern Miss*	W, 61-51
F7	LA Tech*	L, 62-73
F12	at Rice*	L, 68-71 (2OT)
F14	at North Texas*	L, 56-57
F19	Marshall*	W, 90-51
F22	WKU*	W, 68-66
F28	at UAB*	L, 95-100 (3OT)
M5	at FIU*	L, 54-59
M6	at Florida Atlantic*	W, 77-54
M11	vs. Charlotte#	W, 63-60
M12	vs. Old Dominion#	W, 59-52
M13	vs. UTEP#	W, 53-50
M14	vs. UAB#	L, 60-73
M18	Kent State&	L, 56-68
^ - Emerald Coast Classic Regional Games		
\$ - Emerald Coast Classic (Niceville, Fla.)		
* - Conference USA Game		
# - C-USA Tournament (Birmingham, Ala.)		
& - Collegelnsider.com Tournament		

2015-16

Overall: 25-10 • C-USA: 13-5
Home: 10-3 • Away: 8-5 • Neutral: 7-2
Coach: Kermit Davis

N17	at Murray State	L, 65-76
N21	at Tennessee State	W, 69-66
N26	at Alaska-Anchorage\$	W, 75-72
N27	vs. UNC Asheville\$	W, 63-61
N28	vs. Toledo\$	W, 78-70
D2	VCU	L, 56-62
D5	South Alabama	W, 68-55
D12	vs. Auburn&	W, 88-81 (OT)
D17	Belmont	W, 83-62
D22	at Georgia State	L, 62-64
D27	vs. South Dakota State^	L, 61-65
D30	Trevecca	W, 82-67
J3	at UAB*	L, 67-78
J7	UTEP*	W, 78-72
J9	UTSA*	W, 79-71
J14	at Charlotte*	W, 73-72
J16	at Old Dominion*	W, 64-61
J21	North Texas*	W, 86-64
J23	Rice*	W, 87-73
J28	at Marshall*	L, 66-82
J30	at WKU*	W, 66-64
F4	Florida Atlantic*	W, 85-73
F6	FIU*	W, 67-66
F11	at LA Tech*	L, 63-73
F13	at Southern Miss*	W, 76-54
F21	UAB*	L, 67-77
F25	WKU*	L, 72-78





- YEAR-BY-YEAR RESULTS -

F27	Marshall*	W, 83-74
M3	at Florida Atlantic*	W, 76-59
M5	at FIU*	W, 61-58
M10	vs. Charlotte#	W, 79-61
M11	vs. Marshall#	W, 99-90
M12	vs. Old Dominion#	W, 55-53
M18	vs. No. 2 Michigan State!	W, 90-81
M20	vs. Syracuse!	L, 50-75
\$ - Great Alaska Shootout (Anchorage, Ak.)		
& - Bridgestone Arena (Nashville, Tenn.)		
^ - The Pentagon (Sioux Falls, S.D.)		
* - Conference USA Game		
# - C-USA Tournament (Birmingham, Ala.)		
! - NCAA Tournament (St. Louis, Mo.)		

2016-17

Overall: 31-5 • C-USA: 17-1

Home: 13-2 • Away: 11-2 • Neutral: 7-1

Coach: Kermit Davis

N11	Milligan	W, 102-64
N15	Murray State	W, 87-81
N19	Tennessee State	L, 63-74
N22	Toledo	W, 80-70
N25	vs. UNC Wilmington\$	W, 68-63
N26	vs. Toledo\$	W, 73-70 (OT)
N27	vs. Evansville\$	W, 66-55
N30	at Ole Miss	W, 77-62
D3	at South Alabama	W, 67-55
D8	Vanderbilt	W, 71-48
D14	at Belmont	W, 79-66
D17	at VCU	L, 77-80
D21	Georgia State	L, 56-64
J1	UAB*	W, 60-49
J5	at Rice*	W, 80-77
J7	at North Texas*	W, 79-68
J12	Marshall*	W, 69-57
J14	WKU*	W, 91-76
J19	at FIU*	W, 65-52
J21	at Florida Atlantic*	W, 86-57
J26	Southern Miss*	W, 72-56
J28	LA Tech*	W, 71-61
F2	at UTSA*	W, 69-59
F4	at UTEP*	L, 54-57
F9	Old Dominion*	W, 64-51
F11	Charlotte*	W, 70-55
F16	at WKU*	W, 78-52
F18	at Marshall*	W, 97-86
F26	at UAB*	W, 66-64
M2	FIU*	W, 70-67
M4	Florida Atlantic*	W, 93-59
M9	vs. UTSA#	W, 86-70
M10	vs. UTEP#	W, 82-56
M11	vs. Marshall#	W, 83-72
M16	vs. Minnesota!	W, 81-72
M18	vs. No. 21 Butler!	L, 65-74
\$ - Challenge in Music City (Nashville, Tenn.)		
* - Conference USA Game		
# - C-USA Tournament (Birmingham, Ala.)		
! - NCAA Tournament (Milwaukee, Wis.)		

2017-18

Overall: 25-8 • C-USA: 16-2

Home: 12-2 • Away: 12-2 • Neutral: 1-4

Coach: Kermit Davis

N10	Trevecca	W, 104-52
N13	at Murray State	W, 72-67
N16	Belmont	L, 63-69
N18	at Tennessee State	W, 75-65
N21	FGCU	W, 85-72
D2	at FGCU	W, 81-76
D6	at Vanderbilt	W, 66-63
D9	Ole Miss	W, 77-58
D16	vs. Auburn\$	L, 70-76
D22	vs. Princeton^	W, 69-67
D23	vs. USC^	L, 84-89
D25	vs. No. 15 Miami^	L, 81-84
D30	at UAB*	W, 63-60
J4	at FIU*	W, 71-66 (OT)
J6	at Florida Atlantic*	W, 61-57
J11	LA Tech*	W, 72-57
J13	Southern Miss*	W, 69-49
J18	at Marshall*	L, 63-73
J20	at WKU*	W, 66-62
J25	UTSA*	W, 75-51
J27	UTEP*	W, 81-50
F1	at Old Dominion*	W, 66-59
F3	at Charlotte*	W, 78-73
F8	Rice*	W, 94-75
F10	North Texas*	W, 79-73
F15	at Southern Miss*	W, 72-62
F17	at LA Tech*	W, 87-70
F24	UAB*	W, 79-54
M1	WKU*	W, 82-64
M3	Marshall*	L, 67-76
M8	vs. Southern Miss#	L, 68-71 (OT)
M13	Vermont!	W, 91-64
M18	at Louisville!	L, 68-84
\$ - at Legacy Arena (Birmingham, Ala.)		
^ - Diamond Head Classic (Honolulu, Hawaii)		
* - Conference USA Game		
# - C-USA Tournament (Frisco, Texas)		
! - National Invitation Tournament		

2018-19

Overall: 11-21 • C-USA: 8-10

Home: 9-5 • Away: 2-11 • Neutral: 0-5

Coach: Nick McDevitt

N6	Lees-McRae	W, 91-69
N9	Milligan	W, 102-70
N12	at Belmont	L, 73-92
N16	Charleston Southern	W, 76-73
N21	vs. No. 4 Virginia^	L, 52-74
N22	vs. Butler^	L, 53-84
N23	vs. Stanford^	L, 54-67
D1	Lipscomb	L, 74-84
D5	at Vanderbilt	L, 51-79
D8	Murray State	L, 42-64
D15	at Toledo	L, 62-84
D21	vs. Ole Miss\$	L, 56-74

D30	at Rhode Island	L, 60-72
J3	FIU*	L, 76-83
J5	Florida Atlantic*	L, 56-63
J10	at Southern Miss*	L, 70-77
J12	at LA Tech*	L, 56-73
J17	UTSA*	W, 89-86
J19	UTEP*	W, 75-72
J24	at Rice*	L, 68-79
J26	at North Texas*	L, 53-70
J30	UAB*	W, 71-65
F2	at UAB*	W, 79-78
F7	Charlotte*	W, 71-53
F9	Old Dominion*	L, 50-55
F14	at WKU*	L, 63-71
F16	at Marshall*	L, 93-98
F23	Charlotte*	W, 86-67
M3	at Rice*	L, 61-67
M6	at UTEP*	W, 69-53
M9	UTEP*	W, 48-47
M13	vs. UAB#	L, 61-70
^ - Battle 4 Atlantis (Paradise Island, Bahamas)		
\$ - at Bridgestone Arena (Nashville, Tenn.)		
* - Conference USA Game		
# - C-USA Tournament (Frisco, Texas)		

2019-20

Overall: 8-23 • C-USA: 4-14

Home: 5-10 • Away: 3-10 • Neutral: 0-3

Coach: Nick McDevitt

N5	Maryville	W, 119-61
N9	at Lipscomb	W, 73-70
N13	Mars Hill	W, 96-82
N18	at Coastal Carolina	L, 72-93
N21	vs. No. 17 Villanova^	L, 69-98
N22	vs. Tulane^	L, 74-86
N24	vs. Ohio^	L, 63-75
N30	Belmont	L, 59-71
D3	Columbia International	W, 86-38
D7	at Murray State	L, 52-85
D14	at Ole Miss	L, 64-82
D21	St. Bonaventure	L, 65-66
D29	Rhode Island	L, 62-89
J2	at Old Dominion*	L, 60-70
J4	at Charlotte*	L, 62-68
J9	Marshall*	L, 75-79
J11	WKU*	L, 53-69
J16	at Florida Atlantic*	L, 94-97 (OT)
J18	at FIU*	L, 69-83
J23	LA Tech*	L, 73-80
J25	Southern Miss*	W, 65-63
J30	at UTEP*	L, 66-67
F1	at UTSA*	W, 83-80
F6	North Texas*	L, 70-75
F8	Rice*	L, 83-91
F12	at UAB*	L, 72-83
F15	UAB*	L, 66-79
F22	at Southern Miss*	W, 61-53
M1	at Rice*	L, 66-77
M4	UTEP*	L, 56-60
M7	Southern Miss*	W, 65-62 (OT)



- YEAR-BY-YEAR RESULTS -

^ - Myrtle Beach Invitational (Conway, S.C.)
* - Conference USA Game

2020-21

Overall: 5-18 • C-USA: 3-13
Home: 5-6 • Away: 0-9 • Neutral: 0-3
Coach: Nick McDevitt

N25 vs. Akron^	Canceled
N26 vs. Omaha^	L, 59-60
N27 vs. ETSU^	L, 43-57
D2 Murray State	W, 78-61
D7 Chattanooga	L, 69-98
D12 Covenant College	W, 76-57
D16 Ole Miss	L, 51-70
D19 Bellarmine	Canceled
D21 Bellarmine	Canceled
J8 FIU*	L, 55-68
J9 FIU*	W, 67-56
J15 at Southern Miss*	L, 54-85
J16 at Southern Miss*	L, 59-64
J23 WKU*	L, 67-82
J24 WKU*	L, 52-68
J28 UAB*	L, 59-70
J31 at UAB*	L, 52-63
F5 Charlotte*	W, 66-65
F6 Charlotte*	W, 73-60
F12 at Marshall*	L, 79-107
F13 at Marshall*	L, 85-96
F20 LA Tech*	Canceled
F21 LA Tech*	Canceled
F26 at Old Dominion*	L, 61-67
F27 at Old Dominion*	L, 60-73
M4 at Florida Atlantic*	L, 50-80
M5 at Florida Atlantic*	L, 54-63
M9 vs. FIU#	Canceled
M10 vs. North Texas#	L, 56-76

J8 at North Texas*	L, 63-70
J13 Florida Atlantic*	W, 70-57
J15 FIU*	W, 50-39
J22 Southern Miss*	W, 74-60
J27 at Marshall*	W, 81-79
J29 at WKU*	W, 93-85
F5 at UAB*	L, 75-97
F7 UTSA*	W, 84-75
F10 Old Dominion*	W, 63-48
F13 Charlotte*	W, 78-63
F17 at FIU*	W, 71-65
F19 at Florida Atlantic*	W, 87-79
F21 UTEP*	W, 77-59
F24 Marshall*	W, 74-65
F26 WKU*	W, 69-52
M2 at Charlotte*	L, 56-60
M5 at Old Dominion*	L, 64-68
M10 vs. UTEP#	W, 66-59 (OT)
M11 vs. UAB#	L, 98-102 (30T)
M19 vs. California Baptist\$	W, 64-58
M21 vs. Boston US\$	W, 76-46
M22 vs. Abilene Christian\$	W, 85-69
M23 vs. UNC Wilmington\$	L, 90-96 (20T)

^^ - Cancun Challenge (Nacogdoches, Texas)
^ - Cancun Challenge (Cancun, Mexico)
* - Conference USA Game
- C-USA Tournament (Frisco, Texas)
\$ - Roman CBI (Daytona Beach, Fla.)

^ - Gulf Coast Showcase (Estero, Fla.)
* - Conference USA Game
- C-USA Tournament (Frisco, Texas)

2021-22

Overall: 26-11 • C-USA: 13-5
Home: 15-0 • Away: 5-9 • Neutral: 6-2
Coach: Nick McDevitt

N9 Brescia	W, 98-59
N12 Bethune-Cookman	W, 71-51
N16 Winthrop	W, 76-65
N19 at Stephen F Austin^^	L, 74-87
N23 vs. Rider^	W, 60-54
N24 vs. Mercer^	W, 82-58
N27 Bryan	W, 96-48
D1 UT Martin	W, 73-61
D4 at Murray State	L, 87-93
D11 at UT Martin	W, 84-75
D15 at Ole Miss	L, 52-62
D19 Coastal Carolina	W, 84-80
D22 at Chattanooga	L, 65-77
J6 at Rice*	L, 61-65





- ALL-TIME SERIES RECORD -

Opponent	W-L	Streak	Detroit		W1	Maryville	1-0	W1
Abilene Christian	1-1	W1	Dixie College	1-0	W1	McNeese State	3-2	L12
Akron	17-10	W2	East Carolina	1-2	W1	Memphis	15-24	L12
Alabama	0-6	L6	Eastern Illinois	3-5	L4	Mercer	6-3	W4
Alabama State	7-2	W4	Eastern Kentucky	42-61	W1	Miami (FL)	0-1	L1
Alaska-Anchorage	1-0	W1	Erskine	2-0	W2	Miami (OH)	1-0	W1
Alcorn State	2-0	W2	ETSU	34-22	L3	Michigan	1-0	W1
American University-PR	1-0	W1	Evansville	2-1	W1	Michigan State	1-1	W1
Appalachian State	1-2	L2	Fisk	1-0	W1	Midwestern State (TX)	0-1	L1
Arkansas State	15-12	W1	FIU	33-11	W3	Miles	1-0	W1
Armstrong Atlantic State	2-0	W2	Florida	0-2	L2	Milligan	10-2	W10
Army	1-0	W1	Florida Atlantic	21-8	W2	Minnesota	2-4	W1
Athens College	6-0	W6	Florida Gulf Coast	2-0	W2	Mississippi State	0-1	L1
Auburn	1-4	L1	Florida State	1-0	W1	Mississippi Valley State	3-1	W1
Austin Peay	75-63	W2	Freed-Hardeman	2-0	W2	Missouri	0-1	L1
Bellarmine	4-2	W3	Furman	0-1	L1	Missouri State	1-0	W1
Belmont	22-18	L3	Georgia	1-1	W1	Montana	1-0	W1
Bethel	6-3	L1	Georgia College	5-0	W5	Montreat	1-0	W1
Bethune-Cookman	1-0	W1	Georgia Southern	3-2	W2	Morehead State	50-50	W2
Birmingham Southern	4-2	W3	Georgia Southwestern	1-0	W1	Morris Harvey	1-0	W1
Bluefield College	1-0	W1	Georgia State	8-4	L2	Murray State	38-106	L1
Boston College	0-1	L1	Grambling	2-0	W2	Nebraska	1-0	W1
Boston University	1-0	W1	Grand Canyon	1-0	W1	New Mexico	0-1	L1
Brescia University	1-0	W1	Green Bay	1-0	W1	New Mexico State	3-5	W2
Bryan College	2-0	W2	Houston	0-2	L2	New Orleans	7-9	W2
Bryson	3-1	W3	Houston Baptist	3-1	L1	Nicholls State	1-0	W1
Bucknell	1-0	W1	Howard	1-0	L1	Norfolk State	1-0	W1
Buffalo State	1-0	W1	Huntingdon	1-0	W1	North Alabama	13-6	W8
Butler	0-2	L2	Indiana State	2-2	W1	North Carolina	0-4	L4
BYU-Hawaii	1-0	W1	IPFW	4-0	W4	North Carolina A&T	2-1	L1
Cal Poly	1-0	W1	IUPUI	2-1	W2	North Carolina Central	1-0	W1
Cal State Fullerton	0-1	L1	Jacksonville	1-0	L1	North Carolina State	0-1	L1
California Baptist	1-0	W1	Jacksonville State	2-2	W2	North Florida	1-0	W1
Campbell	1-2	L1	Kansas	0-3	L3	North Georgia	1-0	W1
Carson-Newman	4-1	W1	Kennesaw State	6-0	W6	North Texas	15-11	L4
Centenary	2-2	L1	Kent State	0-1	L1	Northern Arizona	1-0	W1
Central Arkansas	1-0	W1	Kentucky	1-0	W1	Northridge	1-0	W1
Charleston Southern	1-0	W1	Kentucky Wesleyan	1-4	L1	Northwestern State	2-0	W2
Charlotte	12-3	L1	King College	1-0	W1	Notre Dame	0-1	L1
Chattanooga	32-35	L2	LA Tech	5-13	L2	Oglethorpe	1-1	L1
Chicago State	1-0	W1	Lamar	1-0	W1	Ohio	0-3	L3
Christian Brothers	1-0	W1	Lambuth	1-0	W1	Ohio Valley	1-0	W1
Cincinnati	0-4	L4	Lees-McRae	1-0	W1	Oklahoma State	0-1	L1
Clemson	0-5	L5	Lehigh	1-0	W1	Old Dominion	10-5	L1
Cleveland State	1-3	L1	Lincoln Memorial	8-5	W2	Ole Miss	6-8	L4
Clinch Valley	1-0	W1	Lipscomb	33-20	W1	Omaha	0-1	L1
Coastal Carolina	1-1	W1	Livingston State	1-0	W1	Oral Roberts	6-3	W3
College of Charleston	1-1	L1	Louisiana	13-6	W10	Oregon State	0-1	L1
Colorado	1-1	L1	Louisville	0-3	L3	Palm Beach Atlantic	1-0	W1
Columbia International	1-0	W1	Loyola (IL)	0-1	L1	Parsons	1-1	W1
Coppin State	1-0	W1	Loyola Marymount	1-0	W1	Peabody	3-0	W3
Covenant College	2-0	W2	LSU	0-1	L1	Pennsylvania	0-1	L1
Creighton	0-1	L1	Lyon	1-0	W1	Pepperdine	0-1	L1
Culver-Stockton	2-0	W2	MacMurray	3-1	W3	Piedmont	1-0	W1
Cumberland	24-1	W18	Maine	0-1	L1	Pikeville College	2-0	W2
Dayton	0-1	L1	Marist	1-1	W1	Portland State	2-0	W2
Delaware	1-0	W1	Mars Hill	1-0	W1	Presbyterian	3-0	W3
Delta State	0-4	L4	Marshall	13-9	W2	Princeton	1-0	W1
Denver	9-7	L1	Martin College	4-0	W4	Providence	1-0	W1
DePaul	0-1	L1	Martin Methodist	1-0	W1	Purdue	0-1	L1



- ALL-TIME SERIES RECORD -

Radford	0-4	L4	UMKC	1-1	W1
Rhode Island	0-2	L2	UNC Asheville	4-0	W4
Rice	6-7	L5	UNC Greensboro	2-2	W1
Rider	1-0	W1	UNC Wilmington	1-1	L1
Rio Grande	2-0	W2	Union (TN)	9-17	W1
Rollins	1-0	W1	UNLV	0-1	L1
Saint Louis	1-0	W1	Urbana College	3-0	W3
Saint Mary's	0-1	L1	USC	0-1	L1
Samford	3-1	W2	UT Martin	25-10	W3
San Jose State	0-1	L1	Utah State	1-1	L1
Savannah State	1-0	W1	UTEP	9-5	W2
Seton Hall	0-1	L1	UTPA	3-5	W1
Sewanee	20-3	W1	UTSA	8-1	W7
Shorter College	1-0	W1	Valdosta State	2-0	W2
SIU Edwardsville	3-0	W3	Vanderbilt	7-30	L1
Slippery Rock	1-0	W1	Vanderbilt Freshmen	2-0	L2
South Alabama	21-12	W9	VCU	3-3	L2
South Carolina	1-0	W1	Vermont	1-0	W1
South Carolina State	2-1	W2	Villanova	0-2	L2
South Dakota State	2-1	L1	Virginia	0-2	L2
Southeast Missouri	7-14	L7	Virginia Tech	1-0	W1
SE Oklahoma State	0-1	L1	VMI	2-0	W2
Southern	7-1	W6	West Texas A&M	2-0	W2
Southern Illinois	0-1	L1	West Virginia	1-0	W1
Southern Miss	12-5	W1	West Virginia State	0-1	L1
Spring Hill	1-0	L1	Western Carolina	2-1	W1
St. Bernard	0-1	L1	Western Kentucky	45-97	W2
St. Bonaventure	0-2	L2	Westmar	1-0	W1
St. Francis (IN)	1-0	W1	Winthrop	1-0	W1
St. Francis (PA)	2-0	W2	Wisconsin-Parkside	1-0	W1
Stanford	0-1	L1	Wright State	1-1	W1
Stephen F. Austin	0-1	L1	Wyoming	1-1	W1
Stetson	2-0	W2	Xavier	1-1	L1
Sue Bennett	1-0	W1	Youngstown State	9-7	W5
Syracuse	1-0	L1			
TCU	0-3	L3			
Tennessee	2-9	W1			
Tennessee State	45-17	W1			
Tennessee Tech	58-83	L2			
Tennessee Temple	3-0	W3			
Tennessee Wesleyan	10-0	W1			
Texas Southern	1-0	W1			
Texas Wesleyan	1-0	W1			
Toledo	4-2	L1			
Transylvania	4-1	W1			
Trevecca	3-0	W3			
Trinity	1-0	W1			
Troy	12-7	W4			
Truman State	1-0	W1			
Tulane	1-1	L1			
Tulsa	0-2	L2			
Tusculum	2-0	W2			
UAB	9-17	L7			
UAH	2-0	W2			
UALR	12-13	W4			
UC Irvine	1-0	W1			
UCF	1-2	W1			
UCLA	1-0	W1			
UCSB	1-0	W1			
ULM	9-6	W7			

LONGEST ACTIVE WINNING STREAKS	
Opponent	Streak
1. Cumberland	W18
2. Louisiana	W10
Milligan	W10
4. South Alabama	W9
5. North Alabama	W8
6. Louisiana Monroe	W7
UTSA	W7
8. Athens College	W6
Kennesaw State	W6
Southern	W6

LONGEST ACTIVE LOSING STREAKS	
Opponent	Streak
1. Memphis	L12
2. Southeast Missouri	L7
UAB	L7
4. Alabama	L6
5. Clemson	L5
Rice	L5
7. Cincinnati	L4
Eastern Illinois	L4
North Carolina	L4
North Texas	L4
Ole Miss	L4
Radford	L4



- ALL-TIME SERIES RECORD -

ABILENE CHRISTIAN (1-1)

H: 0-1 ♦ A: 0-0 ♦ N: 1-0		
12/08/58	L, 69-81	H
03/22/22	W, 85-69	N

AKRON (17-10)

H: 11-1 ♦ A: 6-8 ♦ N: 0-1		
01/12/80	W, 66-55	H
02/09/80	L, 71-78	A
01/10/81	W, 57-50	A
02/07/81	W, 90-64	A
01/07/82	W, 83-62	H
02/04/82	W, 65-53	A
01/10/83	L, 58-63	H
02/04/83	L, 76-89	A
01/21/84	W, 52-50 (OT)	H
02/25/84	W, 84-64	A
01/21/85	L, 64-80	A
02/25/85	W, 71-63	H
01/27/86	W, 86-78	H
02/08/86	L, 70-72	A
03/08/86	L, 63-68	N
01/26/87	L, 78-96	A
02/07/87	W, 64-62	H
01/11/88	W, 82-78	H
01/18/88	L, 72-76	A
12/05/88	L, 65-81	A
01/07/89	W, 99-94	H
12/04/89	W, 64-61	A
02/05/90	W, 80-76	H
12/04/11	W, 77-53	H
12/02/12	L, 77-82 (OT)	A
11/16/13	W, 80-73	H
12/13/14	W, 62-61	A

ALABAMA (0-6)

H: 0-0 ♦ A: 0-4 ♦ N: 0-2		
12/08/75	L, 62-76	A
12/05/78	L, 66-89	A
11/29/82	L, 58-103	A
11/24/96	L, 74-77	N
11/25/02	L, 65-80	A
11/17/06	L, 62-71	N

ALABAMA STATE (7-2)

H: 6-0 ♦ A: 1-2 ♦ N: 0-0		
01/15/86	W, 132-101	H
02/11/87	W, 81-79	H
12/10/88	W, 111-83	H
01/04/89	L, 96-102	A
01/03/90	L, 97-107	A
02/22/90	W, 110-90	H
12/04/03	W, 71-48	H
12/17/03	W, 67-62	A
11/05/12	W, 97-53	H

ALASKA-ANCHORAGE (1-0)

H: 0-0 ♦ A: 1-0 ♦ N: 0-0		
11/26/15	W, 75-72	A

ALCORN STATE (2-0)

H: 1-0 ♦ A: 1-0 ♦ N: 0-0		
12/23/89	W, 85-76	H
12/15/90	W, 83-71	A

AMERICAN U.-P. R. (1-0)

H: 0-0 ♦ A: 0-0 ♦ N: 1-0		
12/23/98	W, 93-78	N

APPALACHIAN STATE (1-2)

H: 1-1 ♦ A: 0-1 ♦ N: 0-0		
12/15/69	W, 53-50	H
02/01/71	L, 63-74	A
11/17/07	L, 79-84	H

ARKANSAS STATE (15-12)

H: 9-3 ♦ A: 4-7 ♦ N: 1-1		
1947-48	L, 33-48	
1948-49	W, 80-37	
02/08/88	L, 71-79	A
12/22/88	W, 93-92 (20T)	H
12/21/89	L, 55-70	H
02/22/90	L, 89-93	A
03/03/92	L, 60-76	H
01/14/01	L, 61-73	H
02/10/01	L, 66-86	A
01/24/02	W, 83-64	H
02/07/02	L, 51-83	A
01/09/03	W, 65-58	A
02/13/03	W, 79-55	H
01/15/04	W, 92-86 (OT)	H
02/19/04	W, 70-69	A
01/13/05	W, 70-68	A
02/17/05	W, 80-60	H
01/12/06	W, 77-68	H
02/16/06*	L, 74-75	A
02/17/07*	L, 51-54	H
02/04/08	W, 89-86 (OT)	A
01/22/09	W, 60-57	H
03/04/09	W, 69-62	N
01/07/10	L, 67-69	A
01/15/11	L, 65-69	A
01/19/12	W, 59-46	H
03/04/12	L, 61-64	N
01/03/13	L, 60-66 (OT)	A
02/07/13	W, 73-60	H

* Vacated by NCAA

ARMSTRONG ATLANTIC (2-0)

H: 1-0 ♦ A: 1-0 ♦ N: 0-0		
12/14/85	W, 71-54	H
11/28/86	W, 92-70	A

ARMY (1-0)

H: 1-0 ♦ A: 0-0 ♦ N: 0-0		
12/20/75	W, 78-71	H

ATHENS COLLEGE (6-0)

H: 6-0 ♦ A: 0-0 ♦ N: 0-0		
1948-49	W, 55-45	H

01/02/69	W, 111-86	H
02/05/70	W, 89-74	H
01/03/76	W, 65-63	H
12/04/76	W, 97-72	H
12/01/77	W, 79-68	H

AUBURN (1-4)

H: 0-0 ♦ A: 0-2 ♦ N: 1-2		
02/21/04	L, 74-79	N
11/21/10	L, 66-68	A
12/29/14	L, 48-64	A
12/12/15	W, 88-81 (OT)	N
12/16/17	L, 70-76	N

AUSTIN PEAY (75-63)

H: 32-19 ♦ A: 23-28 ♦ N: 4-2		
1939-40	L, 28-57	
1939-40	L, 38-52	
1940-41	L, 26-40	
1940-41	L, 44-75	
1941-42	W, 40-38	
1941-42	L, 43-44	
1945-46	W, 43-23	
1945-46	W, 45-22	
1945-46	W, 46-33	
1946-47	L, 25-45	
1946-47	W, 38-31	
1946-47	L, 46-64	
1947-48	L, 37-42	
1947-48	W, 52-43	
1948-49	W, 48-41	
1948-49	L, 51-58	
1950-51	L, 65-76	
1950-51	L, 58-71	
1951-52	L, 49-59	
1951-52	W, 62-44	
1951-52	W, 63-46	
1952-53	W, 77-73	
1952-53	W, 92-59	
1953-54	W, 60-55	
1953-54	W, 81-70	
1954-55	W, 79-69	
1954-55	W, 78-65	
1955-56	W, 72-63	
1955-56	L, 81-85	
1955-56	L, 65-96	
01/14/57	L, 60-65	H
02/16/57	L, 76-88	A
02/22/57	W, 68-65	N
12/13/57	W, 78-74 (OT)	A
02/13/58	L, 78-93	H
01/10/59	W, 95-86	H
02/12/59	L, 83-91	A
01/11/60	W, 71-60	H
02/15/60	L, 78-88	A
12/15/60	W, 83-79 (OT)	H
01/23/61	L, 81-89	A
01/08/62	L, 77-81	A
01/13/62	W, 75-68	H
12/06/62	L, 66-69	H



- ALL-TIME SERIES RECORD -

01/10/63	L, 60-83	A	01/28/89	W, 95-84	A	12/07/85	W, 100-71	H
12/16/63	W, 91-69	H	02/13/89	W, 111-105 (OT)	N	12/13/90	W, 73-55	H
01/16/64	L, 65-73	A	03/09/89	W, 82-79	H	12/16/96	W, 94-76	H
01/04/65	W, 82-77	A	01/22/90	L, 62-67	H	11/20/97	W, 58-38	N
01/23/65	W, 125-95	H	02/17/90	W, 100-78	A	12/12/98	L, 72-79	H
02/05/66	W, 86-85	H	01/12/91	L, 72-80	H	02/01/99	L, 75-79	A
02/26/66	L, 91-97	A	02/25/91	W, 94-90	A	01/13/00	W, 84-73	H
12/19/66	W, 71-70	N	03/02/91	W, 87-83	A	11/26/01	L, 59-65	A
01/28/67	L, 66-82	H	01/13/92	W, 84-71	H	11/29/04	W, 66-47	H
02/25/67	W, 78-72	A	02/22/92	L, 73-75	A	12/10/05	W, 87-75	A
01/27/68	W, 97-92	A	01/27/93	W, 73-55	H	11/27/06	W, 64-57	H
02/24/68	W, 96-78	H	02/25/93	L, 51-57	A	11/26/07	L, 62-85	A
01/25/69	W, 97-79	H	01/12/94	W, 78-69	H	12/12/07	W, 86-80 (OT)	H
03/01/69	W, 89-83	A	02/22/94	L, 65-87	A	12/17/08	L, 69-82	A
01/24/70	W, 96-87	H	01/07/95	W, 77-74	A	12/08/09	L, 71-83	H
02/28/70	W, 85-69	A	02/20/95	L, 57-67	H	12/07/10	L, 87-88 (20T)	A
01/23/71	L, 70-71	A	01/06/96	W, 88-69	H	11/20/11	L, 84-87 (20T)	H
02/27/71	L, 75-81	H	02/03/96	W, 75-66	A	12/13/11	W, 65-62	H
01/31/72	W, 54-50	A	01/23/97	L, 74-82	A	12/13/12	L, 49-64	A
02/26/72	L, 74-84	H	02/06/97	W, 68-65	H	12/03/13	L, 58-70	H
01/27/73	L, 73-93	A	01/15/98	W, 63-38	H	12/02/14	L, 59-63	A
02/26/73	W, 87-86	H	02/12/98	L, 69-73 (OT)	A	12/17/15	W, 83-62	H
01/26/74	W, 90-87 (OT)	H	01/16/99	L, 70-71	A	12/14/16	W, 79-66	A
02/25/74	L, 66-91	A	02/13/99	W, 87-81	H	11/16/17	L, 63-69	H
01/27/75	W, 101-70	H	01/20/00	L, 63-74	H	11/12/18	L, 73-92	A
02/22/75	L, 65-70	A	02/17/00	L, 74-84	A	11/30/19	L, 59-71	H
03/08/75	W, 89-75	H	12/21/02	L, 71-79 (OT)	A	BETHEL (6-3)		
01/31/76	L, 55-61	A	12/23/03	W, 70-56	H	H: 0-0 ♦ A: 0-0 ♦ N: 0-0		
02/09/76	L, 77-79	H	12/30/04	W, 74-70	A	1946-47	W, 41-39	
01/24/77	L, 62-63	H	12/28/05	L, 67-83	H	1948-49	W, 64-40	
02/19/77	L, 61-67	A	12/20/06	L, 63-64 (OT)	A	1951-52	W, 61-42	
03/05/77	W, 77-65	A	12/29/07	L, 75-78	H	1951-52	L, 48-65	
01/21/78	L, 62-64	H	11/11/11	W, 80-71	H	1953-54	L, 60-66	
02/20/78	L, 72-80	A	11/26/11	W, 90-70	A	1954-55	W, 106-87	
03/02/78	L, 61-66	N	BELLARMIINE (4-2)			1954-55	W, 93-84	
01/14/79	W, 74-58	A	H: 2-1 ♦ A: 2-1 ♦ N: 0-0			12/05/68	W, 101-83	
02/19/79	W, 58-56 (OT)	H	12/12/67	W, 87-72	H	12/04/69	L, 64-66	
01/17/80	W, 78-68	H	12/09/68	L, 79-80	A	BETHUNE-COOKMAN (1-0)		
02/16/80	L, 63-75	A	12/13/69	L, 75-79	H	H: 1-0 ♦ A: 0-0 ♦ N: 0-0		
01/15/81	W, 62-61	A	02/03/71	W, 79-75	A	2021-22	W, 71-51	H
02/14/81	L, 77-81	H	01/08/73	W, 74-68	H	BIRMINGHAM SOUTHERN (4-2)		
11/28/81	W, 54-51	N	12/21/76	W, 75-70	A	H: 0-0 ♦ A: 0-0 ♦ N: 0-0		
01/23/81	W, 64-52	H	BELMONT (22-18)			1949-50	W, 56-52	
02/20/81	W, 67-56	A	H: 13-7 ♦ A: 6-10 ♦ N: 2-1			1949-50	L, 51-58	
11/27/82	W, 87-82	H	1953-54	W, 74-68	A	1950-51	L, 62-67	
01/28/83	W, 81-68	H	1954-55	W, 109-99	A	1951-52	W, 54-52	
02/26/83	L, 60-74	A	1954-55	W, 77-69	N	1951-52	W, 73-57	
12/17/83	W, 71-60	A	1955-56	W, 83-51	H	01/10/58	W, 63-54	
01/26/84	L, 58-67	H	1955-56	W, 99-94	A	BLUEFIELD COLLEGE (1-0)		
02/09/84	L, 57-66	A	1955-56	L, 88-92	N	H: 1-0 ♦ A: 0-0 ♦ N: 0-0		
01/26/85	W, 84-68	A	12/10/56	L, 56-66	H	12/18/79	W, 87-39	H
02/09/85	W, 61-60	H	01/19/57	L, 69-78	A	BOSTON COLLEGE (0-1)		
01/13/86	W, 61-57	H	02/17/66	L, 80-99	A	H: 0-0 ♦ A: 0-0 ♦ N: 0-1		
02/15/86	L, 66-72	A	01/15/67	W, 81-58	H	03/26/88	L, 69-78	N
01/12/87	W, 94-87	A	12/16/67	W, 77-68	A			
02/14/87	L, 73-76	H	12/14/68	W, 87-52	H			
03/06/87	L, 83-87	H	12/08/69	W, 89-71	A			
01/25/88	W, 74-67	H	12/06/71	W, 88-70	H			
02/27/88	W, 73-70	A						
03/11/88	L, 82-94	N						





- ALL-TIME SERIES RECORD -

BOSTON UNIVERSITY (1-0)

H: 0-0 ♦ A: 0-0 ♦ N: 0-0
03/21/22 W, 76-46 N

BRESCIA (1-0)

H: 1-0 ♦ A: 0-0 ♦ N: 0-0
11/09/21 W, 98-59 H

BRYAN COLLEGE (2-0)

H: 2-0 ♦ A: 0-0 ♦ N: 0-0
11/17/01 W, 115-59 H
11/27/21 W, 96-48 H

BRYSON (3-1)

H: 0-0 ♦ A: 0-0 ♦ N: 0-0
1922-23 L, 17-19
1922-23 W, 24-18
1927-28 W, 24-23
1927-28 W, 34-32

BUCKNELL (1-0)

H: 0-0 ♦ A: 0-0 ♦ N: 0-0
12/29/77 W, 77-65 N

BUFFALO STATE (1-0)

H: 1-0 ♦ A: 0-0 ♦ N: 0-0
01/19/74 W, 104-69 H

BUTLER (0-2)

H: 0-0 ♦ A: 0-0 ♦ N: 0-2
03/18/17 L, 65-74 N
11/22/18 L, 53-84 N

BYU-HAWAII (1-0)

H: 0-0 ♦ A: 0-0 ♦ N: 1-0
11/22/85 W, 95-81 N

CALIFORNIA BAPTIST (1-0)

H: 0-0 ♦ A: 0-0 ♦ N: 1-0
03/1/22 W, 64-58 N

CAL POLY (1-0)

H: 1-0 ♦ A: 0-0 ♦ N: 0-0
12/29/75 W, 69-64 H

CAL STATE FULLERTON (0-1)

H: 0-0 ♦ A: 0-0 ♦ N: 0-1
12/29/89 L, 69-77 N

CAMPBELL (1-2)

H: 1-0 ♦ A: 0-1 ♦ N: 0-1
12/30/99 L, 66-73 A
12/18/00 W, 78-73 H
11/19/10 L, 90-97 N

CARSON-NEWMAN (4-1)

H: 2-0 ♦ A: 0-1 ♦ N: 0-0
1927-28 W, 27-26
1940-41 W, 47-19
12/18/68 W, 78-70 H

12/17/69 L, 72-78 A
12/18/97 W, 70-54 H

CENTENARY (2-2)

H: 1-0 ♦ A: 1-1 ♦ N: 0-1
12/14/59 W, 67-65 A
12/30/60 L, 67-76 (OT) N
01/29/62 W, 64-63 H
01/03/80 L, 54-58 A

CENTRAL ARKANSAS (1-0)

H: 1-0 ♦ A: 0-0 ♦ N: 0-0
12/20/78 W, 87-78 H

CHARLESTON SOUTHERN (1-0)

H: 1-0 ♦ A: 0-0 ♦ N: 0-0
11/16/18 W, 76-73 H

CHARLOTTE (12-3)

H: 7-0 ♦ A: 3-2 ♦ N: 2-1
12/18/87 L, 63-78 N
02/20/14 W, 71-49 A
01/24/15 W, 72-69 H
03/11/15 W, 63-60 N
01/14/16 W, 73-72 A
03/10/16 W, 79-61 N
02/11/17 W, 70-55 H
02/03/18 W, 78-73 A
02/07/19 W, 71-53 H
02/23/19 W, 86-67 H
01/04/20 L, 62-68 A
02/05/21 W, 66-65 H
02/06/21 W, 73-60 H
02/13/22 W, 78-63 H
03/02/22 L, 56-60 A

CHATTANOOGA (32-35)

H: 11-9 ♦ A: 6-10 ♦ N: 0-3
1931-32 W, 26-21
1931-32 L, 25-43
1932-33 W, 39-38
1932-33 L, 29-36
1933-34 L, 23-38
1933-34 W, 53-42
1934-35 L, 29-43
1934-35 L, 29-48
1935-36 W, 34-20
1935-36 W, 42-30
1936-37 L, 25-31
1936-37 W, 55-36
1939-40 L, 29-33
1939-40 W, 39-36
1940-41 L, 21-23
1940-41 W, 40-22
1941-42 W, 35-31
1941-42 W, 38-18
1945-46 L, 34-70
1945-46 L, 28-48
1949-50 L, 57-61
1949-50 W, 51-40
1950-51 L, 51-60

1950-51 W, 64-62
1951-52 W, 62-60
1951-52 W, 68-44
1952-53 L, 71-93
1952-53 W, 79-70
01/29/63 L, 69-78 A
02/25/63 W, 77-66 H
01/18/64 L, 71-86 A
02/03/64 W, 81-73 H
01/14/65 L, 68-91 H
02/20/65 L, 77-101 A
12/14/65 L, 71-74 H
02/07/66 L, 100-101 A
12/12/66 L, 105-107 (OT) H
02/06/67 L, 87-106 A
12/14/67 W, 88-66 A
02/08/68 W, 78-70 H
02/27/69 W, 96-83 A
01/15/70 W, 79-68 H
01/28/71 L, 68-70 H
02/18/71 L, 82-86 A
01/27/72 W, 65-63 H
02/14/72 W, 75-57 A
01/31/73 W, 81-78 A
02/15/73 L, 75-83 H
01/07/74 W, 85-74 H
02/04/74 L, 94-96 A
01/07/76 L, 72-83 H
12/18/76 L, 73-75 (OT) H
01/31/77 L, 90-101 A
12/01/80 W, 73-67 H
02/21/81 L, 70-72 A
11/27/81 L, 54-62 N
12/16/83 L, 49-62 N
12/01/84 L, 69-71 H
12/12/87 W, 92-76 H
12/17/88 W, 88-87 A
12/14/96 W, 83-73 H
11/24/97 W, 87-68 A
12/29/03 L, 61-66 N
11/29/05 W, 81-71 H
12/19/14 W, 68-58 H
12/07/20 L, 70-80 H
12/22/21 L, 65-77 A

CHICAGO STATE (1-0)

H: 0-0 ♦ A: 0-0 ♦ N: 1-0
12/29/88 W, 85-71 N

CHRISTIAN BROTHERS (1-0)

H: 1-0 ♦ A: 0-0 ♦ N: 0-0
12/18/02 W, 74-57 H

CINCINNATI (0-4)

H: 0-0 ♦ A: 0-3 ♦ N: 0-1
01/06/92 L, 70-79 A
12/20/03 L, 54-89 A
12/21/13 L, 48-69 A
11/28/14 L, 51-69 N



- ALL-TIME SERIES RECORD -

**BLUE
RAIDER**

BASKETBALL

CLEMSON (0-5)

H: 0-2 ♦ A: 0-1 ♦ N: 0-2

12/19/75	L, 46-82	N
12/01/79	L, 61-94	H
12/15/84	L, 75-81	A
03/13/86	L, 81-99	N
12/27/88	L, 77-81	N

CLEVELAND STATE (1-3)

H: 1-1 ♦ A: 0-2 ♦ N: 0-0

12/18/89	L, 65-67 (OT)	H
01/06/90	L, 69-76	A
12/23/92	W, 77-69	H
12/21/93	L, 59-67	A

CLINCH VALLEY (1-0)

H: 1-0 ♦ A: 0-0 ♦ N: 0-0

12/18/80	W, 73-61	H
----------	----------	---

COASTAL CAROLINA (1-1)

H: 1-0 ♦ A: 0-1 ♦ N: 0-0

11/18/19	L, 72-93	A
12/19/21	W, 84-80	H

COLLEGE OF CHARLESTON (1-1)

H: 0-0 ♦ A: 1-0 ♦ N: 0-1

03/29/92	W, 70-68	A
11/18/06	L, 56-64	N

COLORADO (1-1)

H: 0-0 ♦ A: 0-0 ♦ N: 1-1

12/30/88	W, 107-105 (OT)	N
12/05/92	L, 57-97	N

COLUMBIA INT. (1-0)

H: 1-0 ♦ A: 0-0 ♦ N: 0-0

12/03/19	W, 86-38	H
----------	----------	---

COPPIN STATE (1-0)

H: 0-0 ♦ A: 0-0 ♦ N: 1-0

12/28/90	W, 73-67	N
----------	----------	---

COVENANT COLLEGE (2-0)

H: 2-0 ♦ A: 0-0 ♦ N: 0-0

11/24/03	W, 86-53	H
12/12/20	W, 76-57	H

CREIGHTON (1-0)

H: 0-0 ♦ A: 0-1 ♦ N: 0-0

11/29/14	L, 47-57	A
----------	----------	---

CULVER-STOCKTON (2-0)

H: 2-0 ♦ A: 0-0 ♦ N: 0-0

01/05/77	W, 79-55	H
01/02/78	W, 81-34	H

CUMBERLAND (24-1)

H: 7-0 ♦ A: 0-0 ♦ N: 1-0

1925-26	W, 40-23	
---------	----------	--

1927-28	W, 39-36	
1929-30	W, 42-24	
1932-33	W, R.I.	
1937-38	W, 39-37	
1937-38	W, 48-41	
1939-40	L, 34-37	
1939-40	W, 40-38	
1946-47	W, 65-41	
1946-47	W, 52-39	
1947-48	W, 45-30	
1947-48	W, 65-49	N
1948-49	W, 86-55	
1948-49	W, 68-66	
1949-50	W, 77-30	
1949-50	W, 61-25	
1950-51	W, 48-44	
1950-51	W, 82-51	
01/05/85	W, 79-55	H
12/11/86	W, 106-76	H
12/02/87	W, 127-57	H
12/13/06	W, 60-47	H
11/1/08	W, 81-70	H
11/27/09	W, 87-54	H
11/22/11	W, 88-48	H

DAYTON (0-1)

H: 0-0 ♦ A: 0-1 ♦ N: 0-0

12/11/65	L, 63-90	A
----------	----------	---

DELAWARE (1-0)

H: 0-0 ♦ A: 0-0 ♦ N: 1-0

12/22/04	W, 73-69 (OT)	N
----------	---------------	---

DELTA STATE (0-3)

H: 0-0 ♦ A: 0-0 ♦ N: 0-0

1940-41	L, 35-57	
1940-41	L, 36-62	
1941-42	L, 30-34	
1941-42	L, 33-51	

DENVER (9-7)

H: 6-3 ♦ A: 2-3 ♦ N: 1-1

01/18/01	L, 57-59	H
02/16/02	W, 62-47	H
01/08/03	W, 80-68	A
03/10/03	W, 83-59	N
02/14/04	W, 65-48	H
02/12/05	L, 71-83	A
02/11/06	L, 62-72	H
03/05/06	L, 57-58	H
02/01/07	W, 75-49	H
01/05/08	W, 68-50	H
02/21/08	W, 65-58	A
02/05/09	L, 51-63	A
02/11/10	W, 57-50	H
03/07/10	L, 58-73	N
01/22/11	W, 59-49	H
02/04/12	L, 60-75	A

DEPAUL (0-1)

H: 0-0 ♦ A: 0-1 ♦ N: 0-0

12/12/64	L, 68-89	A
----------	----------	---

DETROIT (1-2)

H: 1-0 ♦ A: 0-1 ♦ N: 0-1

03/13/77	L, 76-93	N
02/09/81	L, 60-75	A
12/30/81	W, 64-62 (OT)	H

DIXIE COLLEGE (1-0)

H: 0-0 ♦ A: 0-0 ♦ N: 0-0

1913-14	W, 27-13	
---------	----------	--

EAST CAROLINA (1-2)

H: 1-1 ♦ A: 0-1 ♦ N: 0-0

12/20/01	L, 71-81	A
11/22/02	L, 63-65	H
01/30/14	W, 84-67	H

EASTERN ILLINOIS (3-5)

H: 2-2 ♦ A: 1-3 ♦ N: 0-0

01/20/97	W, 83-72	H
02/15/97	W, 77-55	A
01/08/98	L, 74-85	A
02/05/98	W, 67-65	H
01/09/99	L, 73-75	H
02/06/99	L, 67-72	A
12/02/99	L, 72-76	H
01/18/00	L, 63-69	A

EASTERN KENTUCKY (42-61)

H: 29-16 ♦ A: 9-37 ♦ N: 3-0

1952-53	L, 67-73	
1952-53	W, 83-101	
1953-54	W, 60-59	
1953-54	L, 79-83	
1953-54	L, 69-95	
1954-55	L, 84-108	
1954-55	L, 69-109	
1955-56	L, 69-82	
1955-56	L, 75-88	
01/07/57	L, 62-63	H
02/18/57	L, 104-109	A
01/20/58	W, 77-76	H
02/10/58	L, 67-72	A
01/15/59	L, 66-93	A
02/02/59	L, 64-80	H
01/14/60	L, 69-88	H
01/30/60	L, 72-100	A
01/14/61	L, 63-90	A
01/26/61	L, 57-67	H
01/29/62	L, 56-64	H
02/21/62	L, 69-113	A
02/02/63	L, 81-116	A
02/20/63	W, 78-71 (OT)	H
02/13/64	W, 83-73	H
02/21/64	L, 86-97	A
01/11/65	L, 69-99	A
02/26/65	L, 83-95	H

HISTORY/RECORDS



- ALL-TIME SERIES RECORD -

01/10/66	L, 80-98	H	02/22/93	L, 46-66	A
02/12/66	L, 66-70	A	01/22/94	L, 72-88	A
01/16/67	W, 78-74	H	02/28/94	W, 82-75	H
02/18/67	L, 73-93	A	01/21/95	W, 72-68	H
01/15/68	L, 76-98	A	02/27/95	W, 82-78 (OT)	A
02/17/68	W, 83-81	H	01/22/96	L, 64-70	A
01/13/69	L, 89-90 (20T)	H	02/19/96	W, 74-70	H
02/22/69	L, 89-93	A	01/04/97	L, 77-79	A
01/12/70	L, 78-88	A	02/03/97	W, 91-58	H
02/21/70	W, 74-68	H	01/22/98	W, 96-89	A
01/11/71	L, 64-88	H	02/19/98	L, 54-55	H
02/20/71	L, 60-65	A	02/24/98	W, 61-49	N
01/22/72	L, 53-85	A	01/23/99	W, 82-67	H
02/19/72	L, 91-92	H	02/20/99	W, 72-65	A
01/22/73	L, 77-80	H	01/06/00	L, 83-85	A
02/17/73	L, 58-74	A	02/03/00	W, 94-71	H
01/21/74	L, 70-73	A			
02/16/74	W, 90-68	H			
01/18/75	W, 91-70	H			
02/17/75	W, 83-77	A			
01/26/76	L, 57-62	A			
02/21/76	W, 95-75	H			
01/15/77	W, 86-71	H			
02/12/77	W, 71-66	A			
01/09/78	W, 93-86	A			
02/04/78	W, 74-73 (OT)	H			
01/08/79	L, 77-81	H			
02/03/79	L, 83-84	A			
03/02/79	L, 81-90	A			
01/31/80	L, 67-79	A			
02/23/80	W, 79-64	H			
01/05/81	W, 53-42	H			
01/31/81	L, 53-55	A			
12/12/81	W, 69-51	A			
02/27/82	W, 62-55	H			
12/18/82	L, 52-57	A			
03/05/83	W, 83-70	H			
01/14/84	L, 58-63	A			
02/18/84	W, 64-61	H			
01/14/85	W, 45-43	H			
02/18/85	L, 67-69 (OT)	A			
01/20/86	W, 66-57	A			
02/22/86	W, 84-74	H			
03/03/86	W, 88-65	H			
01/19/87	W, 89-83	H			
02/21/87	L, 86-89	A			
02/01/88	L, 70-88	A			
02/12/88	W, 87-75	H			
01/21/89	W, 82-67	H			
02/20/89	W, 81-63	A			
03/08/89	W, 81-64	N			
01/29/90	L, 51-67	A			
02/10/90	L, 66-81	H			
03/03/90	L, 52-65	A			
01/19/91	L, 73-83	A			
02/18/91	L, 74-79	H			
03/06/91	W, 83-66	N			
01/27/92	W, 73-68	H			
02/08/92	L, 79-86	A			
01/11/93	L, 65-80	H			

ERSKINE (2-0)

H: 2-0 ♦ A: 0-0 ♦ N: 0-0

12/22/97	W, 74-70	H
11/21/98	W, 83-59	H

ETSU (34-22)

H: 16-7 ♦ A: 13-9 ♦ N: 3-1

1949-50	W, 63-57	
1951-52	L, 65-70	
1951-52	W, 66-64	
1951-52	W, 52-46	N
1952-53	L, 62-82	
1952-53	L, 64-73	
1954-55	L, 79-82	
1955-56	L, 73-84	
1955-56	W, 80-57	N
01/21/57	W, 61-55	H
02/09/57	W, 79-61	A
02/23/57	W, 83-74	N
02/01/58	W, 62-57	H
02/22/58	W, 72-59	A
01/09/59	L, 66-68	H
01/09/60	W, 80-76	H
02/22/60	L, 106-123	A
01/07/61	W, 100-90	A
02/20/61	W, 83-73	H
01/06/62	W, 58-55 (OT)	H
02/13/62	L, 70-78	A
01/05/63	W, 59-57	A
01/25/63	L, 57-80	H
01/11/64	W, 59-54	A
02/05/64	L, 70-88	H
01/25/65	W, 100-99	H
1964-65	L, 74-106	A
01/22/66	W, 74-72	A
02/19/66	W, 102-96	H
12/20/66	L, 72-86	H
01/07/67	W, 45-43	A
02/13/67	L, 68-69	H
01/06/68	W, 72-63	H
02/12/68	L, 74-100	A
01/06/69	L, 84-91	A
02/17/69	W, 82-78	H

ALL-TIME RECORD BY STATE

State	W-L	Pct.
Alabama	84-60	.583
Alaska	1-0	1.000
Arizona	2-0	1.000
Arkansas	29-25	.537
California	7-6	.538
Colorado	10-8	.555
Connecticut	0-0	----
Delaware	1-0	1.000
Florida	65-24	.730
Georgia	41-11	.788
Hawaii	1-0	1.000
Idaho	0-0	----
Illinois	10-9	.526
Indiana	11-8	.579
Iowa	2-1	.667
Kansas	0-3	.000
Kentucky	189-324	.368
Louisiana	52-41	.559
Maine	0-1	.000
Maryland	1-0	1.000
Massachusetts	1-1	.500
Michigan	3-3	.500
Minnesota	2-4	.333
Mississippi	23-19	.548
Missouri	13-16	.448
Montana	1-0	1.000
Nebraska	1-2	.333
Nevada	0-1	.000
New Hampshire	0-0	----
New Jersey	2-1	.667
New Mexico	3-6	.333
New York	4-3	.571
North Carolina	30-18	.625
North Dakota	0-0	----
Ohio	39-33	.542
Oklahoma	6-7	.462
Oregon	2-1	.667
Pennsylvania	5-3	.625
Rhode Island	1-2	.333
South Carolina	12-9	.571
South Dakota	2-1	.667
Tennessee	472-363	.565
Texas	51-38	.573
Utah	1-1	.500
Vermont	1-0	1.000
Virginia	19-14	.576
Washington	0-0	----
West Virginia	16-10	.615
Wisconsin	2-0	1.000
Wyoming	1-1	.500
D.C.	1-0	1.000
Puerto Rico	1-0	1.000



- ALL-TIME SERIES RECORD -

**BLUE
RAIDER**

BASKETBALL

01/03/70	L, 51-54	H	01/12/12	W, 70-59	A
02/16/70	W, 66-64	A	12/29/12	W, 69-52	H
01/04/71	L, 72-80	A	01/31/13	W, 66-64	A
02/13/71	W, 72-71	H	03/10/13	L, 57-61	N
01/15/72	W, 74-68	A	02/08/14	W, 70-68	A
01/15/73	W, 71-68	A	01/08/15	W, 65-52	H
02/10/73	W, 71-58	H	03/05/15	L, 54-59	A
01/14/74	W, 82-63	H	02/06/16	W, 67-66	H
02/09/74	L, 76-80	A	03/05/16	W, 61-58	A
01/11/75	W, 80-74	A	01/19/17	W, 65-52	A
02/10/75	W, 85-81	H	03/02/17	W, 70-67	H
01/19/76	W, 79-60	H	01/04/18	W, 71-66 (OT)	A
02/14/76	L, 74-88	A	01/03/19	L, 76-83	H
01/08/77	W, 52-51	A	01/18/20	L, 69-83	H
02/07/77	W, 78-67	H	01/08/21	L, 55-68	A
01/16/78	W, 68-61	H	01/09/21	W, 67-56	H
02/13/78	W, 62-53	A	01/15/22	W, 50-39	H
11/16/98	L, 59-64	A	02/17/22	W, 71-65	A
11/28/98	L, 64-80	A			
11/27/20	L, 43-57	H			

FLORIDA (0-2)

H: 0-0 ♦ A: 0-1 ♦ N: 0-1

11/18/12	L, 45-66	N
11/21/13	L, 59-79	A

FLORIDA ATLANTIC (21-8)

H: 10-3 ♦ A: 10-5 ♦ N: 1-0

12/21/05	W, 90-76	N
01/10/07	W, 72-68	A
02/24/07	W, 79-59	H
01/09/08	W, 61-57	H
02/23/08	L, 67-75	A
01/08/09	W, 59-57	H
02/21/09	W, 74-68	H
01/16/10	L, 60-61	H
02/27/10	W, 66-57	A
01/13/11	L, 61-71	H
01/27/11	L, 51-62	A
01/14/12	W, 67-54	A
02/18/12	W, 72-59	H
01/10/13	W, 62-52	H
02/02/13	W, 73-56	A
02/06/14	W, 67-63	A
01/10/15	W, 82-58	H
03/07/15	W, 77-54	A
02/04/16	W, 85-73	H
03/03/16	W, 76-59	A
01/21/17	W, 86-57	A
03/04/17	W, 93-59	H
01/06/18	W, 61-57	A
01/05/19	L, 56-63	H
01/16/20	L, 94-97 (OT)	A
03/04/21	L, 50-80	A
03/05/21	L, 54-63	A
01/13/22	W, 70-57	H
02/19/22	W, 87-79	A

FLORIDA GULF COAST (2-0)

H: 1-0 ♦ A: 1-0 ♦ N: 0-0

11/21/17	W, 85-72	H
12/2/17	W, 81-76	A

FLORIDA STATE (1-0)

H: 0-0 ♦ A: 0-0 ♦ N: 1-0

03/16/89	W, 97-83	N
----------	----------	---

FREED-HARDEMAN (2-0)

H: 2-0 ♦ A: 0-0 ♦ N: 0-0

01/02/86	W, 118-53	H
12/18/06	W, 92-48	H

FURMAN (0-1)

H: 0-1 ♦ A: 0-0 ♦ N: 0-0

12/12/10	L, 61-76	H
----------	----------	---

GEORGIA (1-1)

H: 0-1 ♦ A: 0-0 ♦ N: 1-0

11/25/83	L, 67-83	H
03/22/88	W, 69-59	N

GEORGIA COLLEGE (5-0)

H: 5-0 ♦ A: 0-0 ♦ N: 0-0

12/05/77	W, 92-54	H
12/02/78	W, 74-54	H
01/02/84	W, 82-53	H
11/23/84	W, 65-63 (OT)	H
12/10/87	W, 79-73	H

GEORGIA SOUTHERN (3-2)

H: 2-1 ♦ A: 1-1 ♦ N: 0-0

12/19/63	W, 88-83	H
01/17/84	L, 54-55	H
01/30/85	L, 64-72	A
12/01/90	W, 80-77	A
12/20/90	W, 80-76 (OT)	H

GEORGIA SOUTHWESTERN (1-0)

H: 1-0 ♦ A: 0-0 ♦ N: 0-0

12/09/77	W, 79-58	H
----------	----------	---

GEORGIA STATE (8-4)

H: 3-1 ♦ A: 4-3 ♦ N: 1-0

01/25/71	W, 72-61	A
02/07/72	W, 98-59	H
01/17/73	L, 62-67	A
12/22/80	W, 74-58	A
12/17/81	W, 62-49	H
02/01/83	L, 60-73	A
02/23/83	W, 76-69	H
11/26/83	W, 70-58	N
12/21/83	W, 66-57	A
02/04/84	W, 84-61	H
12/22/15	L, 62-64	A
12/21/16	L, 56-64	A

GRAMBLING (2-0)

H: 1-0 ♦ A: 1-0 ♦ N: 0-0

12/04/90	W, 96-87	H
02/06/91	W, 114-85	A

EVANSVILLE (2-1)

H: 1-0 ♦ A: 0-1 ♦ N: 1-0

11/24/10	W, 82-70	H
12/18/10	L, 79-81	A
11/27/16	W, 66-55	N

FISK (1-0)

H: 1-0 ♦ A: 0-0 ♦ N: 0-0

12/09/13	W, 115-65	H
----------	-----------	---

FIU (33-11)

H: 16-5 ♦ A: 16-15 ♦ N: 1-1

01/07/91	W, 86-72	H
02/02/91	W, 94-77	A
01/11/01	L, 59-61	H
02/03/01	L, 61-66	A
01/05/02	L, 60-67	A
02/02/02	W, 71-69	H
02/01/03	W, 60-58	H
02/22/03	W, 80-70	A
02/07/04	W, 54-53	A
03/01/04	W, 60-42	H
02/05/05	W, 82-69	H
02/28/05	W, 91-81	A
02/04/06	W, 66-64	A
02/27/06	W, 82-58	H
12/31/06	W, 60-46	A
02/15/07	L, 67-69	A
12/18/07	W, 72-63	H
02/09/08	L, 60-66	A
01/10/09	W, 68-63	H
02/26/09	W, 71-66	A
01/14/10	L, 58-65	H
02/25/10	W, 74-71	A
01/29/11	W, 79-70	A
02/12/11	W, 80-68	H
03/06/11	W, 73-38	N
12/29/11	W, 71-66	H



HISTORY/RECORDS



- ALL-TIME SERIES RECORD -

GRAND CANYON (1-0)

H: 0-0 ♦ A: 0-0 ♦ N: 1-0

12/30/13 W, 79-56 N

GREEN BAY (1-0)

H: 1-0 ♦ A: 0-0 ♦ N: 0-0

12/05/74 W, 73-57 H

HOUSTON (0-2)

H: 0-1 ♦ A: 0-1 ♦ N: 0-0

12/01/07 L, 68-83 A

12/02/08 L, 67-70 H

HOUSTON BAPTIST (3-1)

H: 2-0 ♦ A: 1-1 ♦ N: 0-0

11/16/08 W, 80-63 H

02/07/09 W, 89-77 A

02/13/10 W, 109-79 H

02/22/11 L, 68-70 A

HOWARD (1-0)

H: 1-0 ♦ A: 0-0 ♦ N: 0-0

12/22/10 W, 69-51 H

HUNTINGDON (1-0)

H: 1-0 ♦ A: 0-0 ♦ N: 0-0

01/19/63 W, 79-74 H

INDIANA STATE (2-2)

H: 2-0 ♦ A: 0-2 ♦ N: 0-0

11/25/95 W, 81-78 H

12/19/96 L, 66-92 A

11/26/05 L, 79-85 (OT) A

11/30/06 W, 65-58 H

IPFW (4-0)

H: 2-0 ♦ A: 2-0 ♦ N: 0-0

01/31/02 W, 90-80 A

01/28/03 W, 71-52 H

01/06/04 W, 72-65 H

01/05/05 W, 66-61 A

IUPUI (2-1)

H: 2-0 ♦ A: 0-1 ♦ N: 0-0

12/02/00 L, 70-78 A

11/21/01 W, 76-72 H

12/07/02 W, 64-60 H

JACKSONVILLE (1-0)

H: 0-0 ♦ A: 0-0 ♦ N: 0-0

12/14/61 W, 59-54

JACKSONVILLE STATE (2-2)

H: 0-0 ♦ A: 0-0 ♦ N: 0-0

1938-39 L, 45-62

1939-40 L, 5-34

1940-41 W, 37-31

1941-42 W, 35-30

KANSAS (0-3)

H: 0-1 ♦ A: 0-2 ♦ N: 0-0

12/13/97 L, 68-103 A

12/05/99 L, 77-97 H

11/27/00 L, 66-92 A

KENNESAW STATE (6-0)

H: 6-0 ♦ A: 0-0 ♦ N: 0-0

01/08/87 W, 98-70 H

01/02/88 W, 103-71 H

11/28/88 W, 93-56 H

12/16/89 W, 75-62 H

11/26/90 W, 97-77 H

12/27/02 W, 66-62 H

KENT STATE (0-1)

H: 0-1 ♦ A: 0-0 ♦ N: 0-0

03/18/15 L, 56-68 H

KENTUCKY (1-0)

H: 0-0 ♦ A: 0-0 ♦ N: 1-0

03/11/82 W, 50-44 N

KENTUCKY WESLEYAN (1-4)

H: 1-1 ♦ A: 0-2 ♦ N: 0-1

01/05/57 L, 58-65 A

12/09/57 L, 69-79 H

12/13/58 L, 70-77 N

12/30/58 W, 78-72 H

02/21/59 L, 73-84 A

KING COLLEGE (1-0)

H: 1-0 ♦ A: 0-0 ♦ N: 0-0

11/13/09 W, 93-73 H

LA TECH (5-13)

H: 4-4 ♦ A: 1-9 ♦ N: 0-0

12/12/59 L, 63-81 A

12/15/87 L, 63-64 H

01/07/88 L, 67-72 A

12/20/88 W, 91-87 H

01/12/89 L, 71-72 A

12/09/89 L, 77-98 A

01/11/90 W, 84-75 H

01/25/01 L, 55-75 A

02/15/01 L, 53-68 H

02/27/14 L, 39-55 A

01/17/15 L, 68-75 A

02/07/15 L, 62-73 H

02/11/16 L, 63-73 A

01/28/17 W, 71-61 H

01/11/18 W, 72-57 H

02/17/18 W, 87-70 A

01/12/19 L, 56-73 A

01/23/20 L, 73-80 H

LAMAR (1-0)

H: 1-0 ♦ A: 0-0 ♦ N: 0-0

11/19/09 W, 74-66 H

LAMBUTH (1-0)

H: 1-0 ♦ A: 0-0 ♦ N: 0-0

11/19/04 W, 95-54 H

LEES-MCRAE (1-0)

H: 1-0 ♦ A: 0-0 ♦ N: 0-0

11/06/18 W, 91-69 H

LEHIGH (1-0)

H: 0-0 ♦ A: 0-0 ♦ N: 1-0

12/04/92 W, 89-73 N

LINCOLN MEMORIAL (8-5)

H: 0-0 ♦ A: 0-0 ♦ N: 0-0

1947-48 W, 46-44

1948-49 L, 57-61

1948-49 L, 52-59

1949-50 W, 52-43

1949-50 L, 39-74

1950-51 W, 57-53

1950-51 L, 57-61

1951-52 W, 51-48

1951-52 W, 55-53

1953-54 W, 82-55

1954-55 L, 70-77

1954-55 W, 92-91

12/17/86 W, 116-92

LIPSCOMB (33-20)

H: 10-1 ♦ A: 3-2 ♦ N: 2-2

1937-38 L, 29-48

1937-38 L, 41-49

1938-39 W, 53-40

1938-39 W, 31-21

1939-40 W, 48-21

1939-40 W, 56-33

1940-41 L, 55-56

1940-41 W, 45-38

1941-42 L, 20-29

1941-42 W, 53-42

1945-46 W, Inc.

1946-47 W, 56-51

1946-47 L, 38-46

1946-47 W, 49-38

1947-48 W, 66-53

1947-48 L, 36-43

1947-48 L, 42-58 N

1948-49 L, 50-56

1948-49 W, 48-34

1948-49 L, 55-59 N

1949-50 L, 41-46

1949-50 W, 44-40

1949-50 W, 61-56

1950-51 L, 50-73

1950-51 L, 38-88

1951-52 W, 57-44

1951-52 L, 53-65

1952-53 L, 60-61

1952-53 W, 69-57

1952-53 L, 75-85



- ALL-TIME SERIES RECORD -

**BLUE
RAIDER**

BASKETBALL

1953-54	W, 83-70	
1953-54	W, 73-66	N
1954-55	L, 75-90	
1954-55	W, 79-68	
1955-56	W, 88-66	
1955-56	L, 75-76 (OT)	
1955-56	W, 75-69	N
02/02/57	W, 75-73 (OT)	A
02/14/57	W, 75-43	H
01/07/58	W, 68-61	H
01/28/58	W, 77-65	H
12/02/58	W, 79-52	H
01/05/59	L, 82-84	A
12/01/59	W, 109-73	H
01/23/60	W, 96-78	A
01/12/61	L, 66-68 (OT)	A
02/18/61	W, 94-74	H
12/30/74	W, 82-50	H
12/30/78	W, 91-72	H
11/25/91	W, 79-66	H
11/16/07	W, 68-62	H
12/01/18	L, 74-84	A
11/09/19	W, 73-70	A

LITTLE ROCK (12-13)

H: 7-4 ♦ A: 5-7 ♦ N: 0-2

12/01/76	W, 85-54	H
12/04/85	L, 70-72	N
12/22/86	W, 66-63	H
01/20/01	L, 53-66	H
01/29/01	L, 53-66	A
01/26/02	W, 68-65	H
02/09/02	L, 52-71	A
01/11/03	L, 62-71	A
02/15/03	L, 58-74	H
01/17/04	L, 66-68	H
02/21/04	L, 54-59	A
01/10/05	W, 85-50	H
01/15/05	L, 62-69	A
01/14/06	L, 66-68	H
02/18/06	W, 68-58	A
01/20/07	W, 61-60	A
02/07/08	W, 63-46	A
01/17/09	L, 65-70	A
01/09/10	W, 66-52	A
02/19/11	L, 58-62	A
03/07/11	L, 56-65	N
02/11/12	W, 68-60	H
01/17/13	W, 82-50	H
02/16/13	W, 66-61	A
11/18/13	W, 76-59	H

LIVINGSTON STATE (1-0)

H: 1-0 ♦ A: 0-0 ♦ N: 0-0

1952-53	W, 88-74	H
---------	----------	---

LOUISIANA (13-6)

H: 8-1 ♦ A: 4-3 ♦ N: 1-2

01/23/59	W, 85-79	A
12/05/59	W, 81-72	H

02/17/01	L, 57-85	A
01/12/02	W, 69-64	H
01/25/03	L, 65-71	A
01/31/04	L, 64-74	H
03/08/04	L, 66-70	N
01/29/05	L, 44-54	A
03/06/05	L, 57-71	N
01/28/06	W, 73-59	H
01/27/07	W, 71-59	H
01/31/08	W, 57-51	A
01/29/09	W, 83-76	H
01/02/10	W, 68-58	H
01/08/11	W, 73-64 (OT)	A
01/07/12	W, 65-53	H
01/29/12	W, 72-58	A
01/19/13	W, 82-60	H
03/09/13	W, 81-66	N

LOUISVILLE (0-3)

H: 0-0 ♦ A: 0-2 ♦ N: 0-1

03/13/82	L, 56-81	N
12/20/05	L, 68-76	A
03/18/18	L, 68-84	A

LOYOLA (IL) (0-1)

H: 0-0 ♦ A: 0-1 ♦ N: 0-0

12/14/64	L, 85-117	A
----------	-----------	---

LOYOLA MARYMOUNT (1-0)

H: 0-0 ♦ A: 1-0 ♦ N: 0-0

11/13/11	W, 58-51	A
----------	----------	---

LSU (0-1)

H: 0-0 ♦ A: 0-1 ♦ N: 0-0

11/27/91	L, 65-96	A
----------	----------	---

LYON (1-0)

H: 1-0 ♦ A: 0-0 ♦ N: 0-0

12/03/94	W, 75-68	H
----------	----------	---

MACMURRAY (3-1)

H: 2-1 ♦ A: 1-0 ♦ N: 0-0

01/03/63	L, 68-77	H
01/02/64	W, 98-84	H
12/04/71	W, 77-74	A
01/10/73	W, 113-75	H

MAINE (0-1)

H: 0-0 ♦ A: 0-0 ♦ N: 0-1

12/29/13	L, 85-89 (OT)	N
----------	---------------	---

MARIST (1-1)

H: 1-0 ♦ A: 0-1 ♦ N: 0-0

11/24/98	L, 61-65	A
11/27/99	W, 76-55	H

MARS HILL (1-0)

H: 1-0 ♦ A: 0-0 ♦ N: 0-0

11/13/19	W, 96-82	H
----------	----------	---

MARSHALL (13-9)

H: 7-2 ♦ A: 4-7 ♦ N: 2-0

02/25/76	W, 99-82	A
02/02/77	W, 94-87	H
12/20/86	L, 85-87	A
A 12/22/87	W, 91-80	H
N 11/17/09	L, 60-63	A
H 03/13/12	W, 86-78	H
A 02/22/14	W, 56-53	A
H 02/19/15	W, 90-51	H
A 01/28/16	L, 66-82	A
H 02/27/16	W, 83-74	H
N 03/11/16	W, 99-90	N
H 01/12/17	W, 69-57	H
A 02/18/17	W, 97-86	A
N 03/11/17	W, 83-72	N
A 01/18/18	L, 63-73	A
H 03/03/18	L, 67-76	H
A 02/16/19	L, 93-98	A
H 01/09/20	L, 75-79	H
A 02/12/21	L, 79-107	A
A 02/13/21	L, 85-96	A
A 01/27/22	W, 81-79	A
H 02/24/22	W, 74-65	H

MARTIN COLLEGE (4-0)

H: 0-0 ♦ A: 0-0 ♦ N: 0-0

1946-47	W, 47-34	
1946-47	W, 51-44	
1947-48	W, 42-31	
1947-48	W, 58-45	

MARTIN METHODIST (1-0)

H: 1-0 ♦ A: 0-0 ♦ N: 0-0

12/20/99	W, 87-79	H
----------	----------	---

MARYVILLE (1-0)

H: 1-0 ♦ A: 0-0 ♦ N: 0-0

11/05/19	W, 119-61	H
----------	-----------	---

MCNEESE STATE (3-2)

H: 2-1 ♦ A: 1-1 ♦ N: 0-0

12/10/58	L, 49-50	H
12/18/78	W, 67-61	H
01/05/80	L, 53-65	A
12/20/86	W, 86-80	H
12/22/87	W, 84-69	A

MEMPHIS (15-24)

H: 0-0 ♦ A: 0-6 ♦ N: 0-2

1929-30	L, 21-41	
1932-33	W, Inc.	
1933-34	W, 45-33	
1933-34	W, 36-18	
1934-35	W, 33-31	
1934-35	L, 23-33	
1935-36	W, 42-35	
1935-36	W, 40-34	
1936-37	W, 33-24	
1936-37	L, 33-52	



HISTORY/RECORDS



- ALL-TIME SERIES RECORD -

1937-38	W, 30-29	
1937-38	W, 44-43	
1938-39	W, 41-34	
1938-39	W, 39-31	
1939-40	W, 52-35	
1939-40	L, 31-41	
1940-41	L, 28-37	
1940-41	L, 36-52	
1941-42	L, 29-70	
1941-42	W, 36-25	
1947-48	L, 45-53	
1947-48	L, 46-52	
1948-49	W, 68-56	
1949-50	L, 50-64	
1951-52	L, 57-92	
1951-52	L, 46-61	
1952-53	W, 77-62	
1953-54	L, 68-75	
1953-54	L, 65-82	
1954-55	L, 80-95	
1954-55	L, 86-91	
02/15/61	L, 61-81	A
11/30/83	L, 47-74	A
12/05/84	L, 77-90	A
11/30/85	L, 63-73	N
12/08/90	L, 60-75	A
01/04/06	L, 50-83	A
12/23/06	L, 46-86	A
12/15/07	L, 41-65	N

MERCER (6-3)

H: 2-1 ♦ A: 3-0 ♦ N: 1-0

1925-26	L, 28-30	
1927-28	L, 28-33	
12/23/75	W, 83-72	H
01/03/77	W, 59-55 (OT)	A
02/08/79	L, 61-64 (OT)	H
02/14/79	W, 62-61	A
12/15/79	W, 63-62	A
12/22/79	W, 81-63	H
11/24/21	W, 82-58	N

MIAMI (FL) (0-1)

H: 0-0 ♦ A: 0-0 ♦ N: 0-1

12/25/17	L, 81-84	N
----------	----------	---

MIAMI (OH) (1-0)

H: 0-0 ♦ A: 0-0 ♦ N: 1-0

12/19/87	W, 81-72	N
----------	----------	---

MICHIGAN (1-0)

H: 1-0 ♦ A: 0-0 ♦ N: 0-0

12/29/86	W, 85-83	H
----------	----------	---

MICHIGAN STATE (1-1)

H: 0-0 ♦ A: 0-1 ♦ N: 1-0

12/19/77	L, 51-72	A
03/18/16	W, 90-81	N

MIDWESTERN STATE (0-1)

H: 0-0 ♦ A: 0-1 ♦ N: 0-0

12/20/57	L, 65-84	A
----------	----------	---

MILES (1-0)

H: 1-0 ♦ A: 0-0 ♦ N: 0-0

12/08/84	W, 103-69	H
----------	-----------	---

MILLIGAN (10-2)

H: 3-0 ♦ A: 1-0 ♦ N: 1-1

1947-48	L, 53-54	N
1948-49	L, 67-90	
1948-49	W, 70-62	
1949-50	W, 72-58	
1949-50	W, 75-73	
1950-51	W, 106-93	N
1951-52	W, 88-56	
1951-52	W, 89-50	
01/09/57	W, 84-63	H
02/08/57	W, 91-83	A
11/11/16	W, 102-64	H
11/09/18	W, 102-70	H

MINNESOTA (2-4)

H: 0-2 ♦ A: 0-2 ♦ N: 2-0

11/23/85	W, 92-79	N
12/12/92	L, 65-88	A
12/03/93	L, 76-90	H
12/31/94	L, 57-98	A
03/21/12	L, 72-78	H
03/16/17	W, 81-72	N

MISSISSIPPI STATE (0-1)

H: 0-0 ♦ A: 0-1 ♦ N: 0-0

12/09/78	L, 50-85	A
----------	----------	---

MISS. VALLEY STATE (3-1)

H: 2-0 ♦ A: 1-1 ♦ N: 0-0

11/23/90	W, 89-77	H
12/07/91	W, 87-67	A
11/27/04	L, 58-71	A
12/11/04	W, 75-54	H

MISSOURI (0-1)

H: 0-0 ♦ A: 0-1 ♦ N: 0-0

12/11/85	L, 77-81	A
----------	----------	---

MISSOURI STATE (1-0)

H: 0-0 ♦ A: 0-0 ♦ N: 1-0

12/22/08	W, 63-51	N
----------	----------	---

MONTANA (1-0)

H: 0-0 ♦ A: 0-0 ♦ N: 1-0

11/22/96	W, 66-63	N
----------	----------	---

MONTREAT (1-0)

H: 1-0 ♦ A: 0-0 ♦ N: 0-0

11/27/96	W, 98-52	H
----------	----------	---

MOREHEAD STATE (50-50)

H: 33-12 ♦ A: 16-28 ♦ N: 1-1

1952-53	L, 74-94	
1952-53	L, 83-88	
1953-54	L, 80-93	
1953-54	L, 72-83	
1954-55	L, 79-98	
1954-55	L, 96-97	
1954-55	L, 68-123	
1955-56	L, 78-95	
1955-56	L, 70-93	
12/08/56	L, 72-95	A
01/28/57	L, 67-70	H
01/04/58	W, 71-68	H
01/25/58	L, 79-99	A
01/17/59	L, 81-94	H
01/05/59	L, 78-101	A
01/16/60	L, 82-83	A
02/01/60	W, 89-82	H
12/12/60	L, 75-85	A
01/28/61	L, 66-80	H
01/27/62	L, 67-70	H
02/07/62	W, 72-69	A
12/08/62	L, 59-103	A
02/16/63	L, 67-79	H
12/07/63	L, 91-96	H
02/01/64	W, 92-85	A
01/09/65	L, 73-96	A
02/08/65	W, 87-82	H
01/08/66	L, 64-78	H
02/14/66	L, 76-94	A
01/14/67	L, 67-91	H
02/20/67	L, 62-87	A
01/13/68	L, 69-85	A
02/19/68	W, 92-88	H
01/11/69	W, 93-88 (OT)	H
02/10/69	L, 74-106	A
01/10/70	L, 67-88	A
02/09/70	W, 80-64	H
01/09/71	W, 71-69	H
02/22/71	L, 55-70	A
01/24/72	L, 63-64	A
02/17/72	W, 98-71	H
01/20/73	L, 63-72	H
02/19/73	L, 87-89	A
01/19/74	L, 77-82	A
02/18/74	W, 82-81	H
01/20/75	W, 91-87	H
02/15/75	L, 85-89	A
03/07/75	W, 85-68	H
01/24/76	L, 63-74	A
02/23/76	W, 93-67	H
01/17/77	W, 65-52	H
02/14/77	L, 67-74	N
03/04/77	W, 92-70	A
01/07/78	W, 92-59	A
02/06/78	W, 37-36	H
01/06/79	W, 99-97 (OT)	H
02/05/79	W, 70-66	A
01/26/80	L, 66-68	A



- ALL-TIME SERIES RECORD -

			MURRAY STATE (38-106)					
			H: 27-46 ♦ A: 14-55 ♦ N: 3-5					
02/02/80	W, 75-68	H	1929-30	W, 39-29	H	02/10/60	L, 65-78	H
01/03/81	W, 64-57	H	1931-32	L, 18-63	A	01/04/61	L, 58-97	H
01/29/81	L, 60-61	A	1931-32	L, 22-36	H	02/08/61	L, 74-77	A
12/10/81	W, 64-59	A	1932-33	L, 27-77	A	01/03/62	L, 61-83	A
02/25/82	W, 63-52	H	1932-33	W, 23-22	A	02/03/62	L, 68-69	H
12/17/82	L, 84-85	A	1933-34	L, 34-51	H	01/02/63	W, 86-82	H
03/04/83	L, 65-85	H	1933-34	L, 36-39	A	02/06/63	L, 73-109	A
01/12/84	W, 57-54	A	1934-35	L, 31-42	H	01/07/64	L, 68-98	A
02/16/84	L, 73-88	H	1934-35	L, 31-42	H	02/10/64	L, 79-86	H
01/12/85	W, 75-63	H	1934-35	L, 28-33	A	02/02/65	L, 79-80	H
02/16/85	W, 83-67	A	1935-36	L, 31-57	H	02/24/65	L, 89-91 (OT)	A
01/18/86	W, 107-73	A	1935-36	L, 26-48	A	12/20/65	L, 65-86	N
02/24/86	W, 80-63	H	1936-37	L, 17-46	A	01/04/66	L, 73-89	H
01/17/87	W, 81-72	H	1936-37	L, 32-50	H	02/09/66	L, 81-107	A
02/23/87	W, 84-74	A	1937-38	L, 36-66	H	01/18/67	L, 93-96 (OT)	H
01/30/88	W, 100-85	A	1937-38	L, 31-45	A	01/30/67	L, 75-91	A
02/15/88	W, 109-95	H	1938-39	L, 37-49	H	01/04/68	L, 74-77	A
01/23/89	W, 108-68	H	1938-39	L, 48-76	A	01/29/68	L, 72-91	H
02/18/89	L, 95-101	A	1939-40	L, 33-40	H	01/18/69	L, 68-70	A
01/27/90	W, 67-65	A	1939-40	L, 42-60	A	02/05/69	L, 71-74	H
02/12/90	W, 89-76	H	1940-41	L, 37-64	H	02/11/70	L, 65-88	A
01/21/91	W, 64-58	A	1940-41	L, 22-51	A	02/23/70	L, 72-83	H
02/16/91	W, 70-68	H	1941-42	L, 33-44	A	02/08/71	L, 47-51	H
01/25/92	W, 80-72	H	1941-42	L, 28-52	H	03/01/71	L, 69-92	A
02/10/92	W, 92-85	A	1948-49	L, 50-68	A	01/29/72	L, 64-73	H
03/06/92	L, 80-81	N	1948-49	L, 38-43	H	02/28/72	L, 46-52	A
01/09/93	W, 76-65	H	1949-50	L, 36-79	H	01/29/73	L, 82-90	H
02/20/93	L, 59-81	A	1949-50	L, 59-100	A	02/24/73	L, 68-71	A
01/24/94	L, 58-60	A	1952-53	L, 67-68	H	01/28/74	W, 74-71	A
02/26/94	W, 74-65	H	1952-53	L, 73-78	A	02/23/74	W, 90-79	H
01/23/95	L, 74-87	H	1952-53	L, 70-79	N	01/25/75	W, 84-77	A
02/25/95	L, 61-65	A	1953-54	L, 83-105	H	02/24/75	W, 99-90	H
01/20/96	L, 59-68	A	1953-54	L, 77-88	A	02/02/76	L, 60-71	A
02/19/96	W, 73-71	H	1953-54	W, 86-84	N	02/28/76	W, 86-78	H
01/06/97	W, 78-72	A	1954-55	L, 80-104	A	01/22/77	L, 70-71	A
01/30/97	W, 98-86	H	1954-55	L, 73-104	H	02/21/77	W, 74-70	H
01/24/98	W, 77-64	A	1955-56	L, 66-86	H	01/23/78	W, 78-77	A
02/21/98	W, 74-61	H	1955-56	L, 82-104	A	02/18/78	W, 57-56	H
01/21/99	W, 75-62	H	01/02/57	L, 68-98	H	01/17/79	W, 84-71	H
02/18/99	L, 74-75	A	02/13/57	W, 80-66	A	02/17/79	W, 69-67	A
01/08/00	W, 77-73	A	01/15/58	W, 80-72	A	01/19/80	L, 53-61	A
02/05/00	W, 69-67	H	02/05/58	L, 66-71	H	02/14/80	L, 62-68	H
			01/31/59	W, 78-66	H	01/17/81	L, 70-74	A
			02/24/59	W, 84-82	A	02/12/81	W, 67-53	H
			01/05/60	L, 70-80	A	03/06/81	L, 60-62	N
						01/21/82	L, 58-59	H
						02/18/82	W, 70-53	A
						03/05/82	W, 56-54	N
						01/21/83	L, 54-61	A
						02/18/83	L, 69-80	H
						01/27/84	L, 76-85	H
						02/11/84	L, 63-75	A
						01/29/85	L, 59-63	A
						02/11/85	W, 65-59	H
						02/28/85	W, 63-60	H
						01/11/86	W, 81-68	H
						02/17/86	L, 86-93	A
						03/07/86	W, 85-81	N
						01/10/87	W, 64-57	A
						02/16/87	W, 90-76	H

MORRIS HARVEY (1-0)

H: 1-0 ♦ A: 0-0 ♦ N: 0-0

12/04/75	W, 89-67	H
----------	----------	---

MIDDLE TENNESSEE'S MOST PLAYED RIVALRIES

Rival	Meetings	W-L	Pct.	Streak	Last 10	Last Meeting
Murray State	144	38-106	.264	L1	4-6	12/04/21
WKU	142	45-97	.317	W2	6-4	02/26/22
Tennessee Tech	141	58-83	.411	L2	5-5	12/06/03
Austin Peay	138	75-63	.543	W2	4-6	11/26/11
Eastern Kentucky	103	42-61	.408	W1	7-3	02/03/00
Morehead State	100	50-50	.500	W2	8-2	02/05/00
Chattanooga	67	32-35	.478	L2	6-4	12/22/21
Tennessee State	62	45-17	.726	W1	9-1	11/18/17
ETSU	56	34-22	.607	L3	6-4	11/27/20
Lipscomb	53	33-20	.623	W1	8-2	11/09/19



- ALL-TIME SERIES RECORD -

01/23/88	L, 67-79	H
02/29/88	L, 66-82	A
01/30/89	L, 67-71	A
02/11/89	W, 85-84	H
01/20/90	L, 71-80	H
02/19/90	W, 81-76	A
01/14/91	L, 66-70	H
02/23/91	L, 86-91	A
03/07/91	L, 67-79	A
12/14/91	L, 74-98	A
02/01/92	L, 83-84	H
02/01/93	L, 73-76	A
03/01/93	W, 79-74	A
01/15/94	L, 76-102	A
02/12/94	L, 86-116	H
01/14/95	L, 74-89	H
02/13/95	L, 74-87	A
03/02/95	L, 67-75	N
01/29/96	L, 72-73	H
02/24/96	L, 67-80	A
12/02/96	W, 85-72	H
01/25/97	L, 72-78	A
02/28/97	L, 48-74	N
01/03/98	W, 76-71 (OT)	H
01/29/98	L, 75-78	A
01/04/99	L, 74-84	A
01/30/99	L, 62-81	H
01/27/00	W, 81-79	A
02/24/00	W, 82-79	H
12/16/02	L, 72-79	H
01/01/03	L, 64-76	A
11/26/13	W, 80-65	A
11/18/14	L, 49-68	H
11/17/15	L, 65-76	A
11/15/16	W, 87-81	H
11/13/17	W, 72-67	A
12/08/18	L, 42-64	H
12/07/19	L, 52-85	A
12/02/20	W, 78-61	H
12/04/21	L, 87-93	A

NEBRASKA (1-0)

H: 0-0 ♦ A: 0-0 ♦ N: 1-0

12/08/73	W, 76-65	N
----------	----------	---

NEW MEXICO (0-1)

H: 0-0 ♦ A: 0-0 ♦ N: 0-1

12/29/93	L, 56-69	N
----------	----------	---

NEW MEXICO STATE (3-5)

H: 0-3 ♦ A: 2-1 ♦ N: 1-1

12/18/57	L, 71-82	A
02/22/01	L, 60-81	H
01/10/02	L, 88-94 (3OT)	H
03/03/02	L, 48-63	N
01/23/03	W, 70-68	A
01/29/04	L, 76-81	H
01/27/05	W, 65-50	A
03/04/05	W, 77-63	N

NEW ORLEANS (7-9)

H: 3-4 ♦ A: 4-4 ♦ N: 0-1

02/21/82	L, 68-70	H
02/28/83	L, 67-83	A
12/16/95	L, 67-69	H
11/30/96	L, 54-66	A
01/27/01	L, 56-69	A
03/02/01	L, 61-66 (OT)	N
12/30/01	W, 69-64	A
01/18/03	W, 77-60	H
01/24/04	W, 78-75	A
01/22/05	L, 60-66	H
01/26/06	W, 86-65	H
01/13/07	W, 76-67	A
01/19/08	L, 75-82 (OT)	H
01/24/09	L, 65-69	A
12/31/10	W, 63-58	A
01/28/10	W, 66-46	H

NICHOLLS STATE (1-0)

H: 1-0 ♦ A: 0-0 ♦ N: 0-0

12/05/60	W, 66-54	H
----------	----------	---

NORFOLK STATE (1-0)

H: 0-0 ♦ A: 0-0 ♦ N: 1-0

12/21/08	W, 77-56	N
----------	----------	---

NORTH ALABAMA (13-6)

H: 6-1 ♦ A: 6-1 ♦ N: 0-0

1947-48	L, 37-41	
1949-50	L, 67-70	

1949-50	L, 45-68	
1950-51	L, 45-58	
1950-51	W, 69-68	
12/03/62	W, 86-77 (OT)	A
01/12/63	L, 64-67	H
12/09/63	W, 99-87	H
01/30/64	W, 98-97	A
12/07/64	W, 95-77	H
02/10/65	L, 81-87	A
12/04/65	W, 88-73	A
01/27/66	W, 86-78	H
12/03/66	W, 111-79	H
01/21/67	W, 78-73	A
12/18/71	W, 90-72	A
12/31/79	W, 67-60	H
12/08/80	W, 74-73	A
11/06/08	W, 75-57	H

NORTH CAROLINA (0-4)

H: 0-1 ♦ A: 0-2 ♦ N: 0-1

03/14/85	L, 57-76	N
02/01/97	L, 49-99	A
11/14/97	L, 56-84	A
11/30/98	L, 54-75	H

NORTH CAROLINA A&T (2-1)

H: 1-0 ♦ A: 1-1 ♦ N: 0-0

12/19/95	W, 64-53	H
11/29/95	W, 75-64	A
11/23/10	L, 56-65	A

NORTH CAROLINA CENTRAL (1-0)

H: 1-0 ♦ A: 0-0 ♦ N: 0-0

11/30/78	W, 72-55	H
----------	----------	---

NORTH CAROLINA STATE (0-1)

H: 0-0 ♦ A: 0-0 ♦ N: 0-1

12/21/98	L, 59-91	N
----------	----------	---

NORTH FLORIDA (1-0)

H: 1-0 ♦ A: 0-0 ♦ N: 0-0

11/13/13	W, 77-70	H
----------	----------	---

NORTH GEORGIA (1-0)

H: 1-0 ♦ A: 0-0 ♦ N: 0-0

11/26/94	W, 72-64	H
----------	----------	---

NORTH TEXAS (15-11)

H: 9-2 ♦ A: 6-6 ♦ N: 0-3

01/06/01	W, 105-71	H
01/19/02	L, 63-85	A
01/06/03	W, 76-55	H
02/12/04	L, 64-69	A
02/10/05	W, 79-64	H
02/09/06	W, 62-60	A
01/25/07	L, 53-66	A
03/05/07	L, 52-59	N
01/27/08	W, 69-60	H
12/31/08	W, 89-80	A
02/14/09	L, 78-89	H

MIDDLE TENNESSEE VS. CONFERENCE USA

Opponent	W-L	Pct.	Streak	Last 5	Last 10
Charlotte	12-3	.800	L1	3-2	8-2
FIU	33-11	.750	W3	3-2	7-3
Florida Atlantic	21-8	.724	W2	2-3	6-4
LA Tech	5-13	.278	L2	3-2	3-7
North Texas	15-11	.577	L4	1-4	5-5
Rice	6-7	.462	L5	0-5	4-6
UAB	9-16	.360	L7	0-5	3-7
UTEP	9-5	.643	W2	3-2	7-3
UTSA	8-1	.889	W7	5-0	8-1
WKU	45-97	.317	W2	2-3	6-4



- ALL-TIME SERIES RECORD -

**BLUE
RAIDER**

BASKETBALL

03/08/09	L, 79-88	N
01/30/10	W, 69-64	H
01/05/11	W, 78-71	H
02/02/12	W, 68-66	A
12/31/12	W, 75-57	H
01/24/13	W, 72-64	A
01/25/14	W, 70-65	A
02/14/15	L, 56-57	A
02/21/16	W, 86-64	H
01/07/17	W, 79-68	A
02/10/18	W, 79-73	H
01/26/19	L, 53-70	A
02/06/20	L, 70-75	H
03/10/21	L, 56-76	N
01/08/22	L, 63-70	A

NORTHERN ARIZONA (1-0)

H: 1-0 ♦ A: 0-0 ♦ N: 0-0

11/25/14	W, 66-53	H
----------	----------	---

NORTHRIDGE (1-0)

H: 1-0 ♦ A: 0-0 ♦ N: 0-0

12/07/61	W, 77-76 (OT)	H
----------	---------------	---

NORTHWESTERN STATE (2-0)

H: 2-0 ♦ A: 0-0 ♦ N: 0-0

12/08/59	W, 67-64	H
12/28/60	W, 81-74	H

NOTRE DAME (0-1)

H: 0-0 ♦ A: 0-0 ♦ N: 0-1

03/12/87	L, 71-84	N
----------	----------	---

OGLETHORPE (1-1)

H: 0-1 ♦ A: 1-0 ♦ N: 0-0

12/30/67	W, 77-75 (OT)	A
02/06/68	L, 81-91	H

OHIO (0-3)

H: 0-0 ♦ A: 0-1 ♦ N: 0-2

12/29/58	L, 66-77	N
11/15/09	L, 68-81	A
11/24/19	L, 63-75	N

OHIO VALLEY (1-0)

H: 1-0 ♦ A: 0-0 ♦ N: 0-0

11/14/14	W, 77-60	H
----------	----------	---

OKLAHOMA STATE (0-1)

H: 0-0 ♦ A: 0-1 ♦ N: 0-0

12/16/14	L, 44-68	A
----------	----------	---

OLD DOMINION (9-4)

H: 3-1 ♦ A: 3-3 ♦ N: 3-0

12/02/86	W, 92-70	A
02/01/14	W, 64-48	H
03/13/14	W, 62-48	N
01/22/15	W, 68-58 (OT)	H
03/12/15	W, 59-52	N
01/16/16	W, 64-61	A

03/12/16	W, 55-53	N
02/09/17	W, 64-51	H
02/01/18	W, 66-59	A
02/09/19	L, 50-55	H
01/02/20	L, 60-70	A
02/26/21	L, 61-67	A
02/27/21	L, 60-73	A

OLE MISS (6-8)

H: 2-1 ♦ A: 2-4 ♦ N: 2-2

1947-48	L, 36-65	
12/29/60	L, 62-64	N
01/26/63	L, 68-77	A
11/30/74	W, 79-68	N
12/12/77	W, 61-53	A
12/21/11	W, 68-56	N
12/08/12	W, 65-62	H
12/14/13	L, 63-72	A
11/30/16	W, 77-62	A
12/09/17	W, 77-58	H
12/21/18	L, 56-74	N
12/14/19	L, 64-82	A
12/16/20	L, 51-70	H
12/15/22	L, 52-62	A

OMAHA (0-1)

H: 0-0 ♦ A: 0-0 ♦ N: 0-1

11/26/20	L, 59-60	N
----------	----------	---

ORAL ROBERTS (6-3)

H: 5-0 ♦ A: 1-3 ♦ N: 0-0

12/02/68	W, 115-98	H
11/17/77	L, 55-58	A
02/25/81	W, 85-79	H
01/27/81	L, 73-83	A
01/02/92	W, 100-78	H
12/21/92	L, 75-78	A
02/06/93	W, 93-76	H
12/01/93	W, 94-77	H
11/30/95	W, 91-74	A

OREGON STATE (0-1)

H: 0-0 ♦ A: 0-0 ♦ N: 0-1

03/15/75	L, 67-78	N
----------	----------	---

PALM BEACH ATLANTIC (1-0)

H: 1-0 ♦ A: 0-0 ♦ N: 0-0

01/09/76	W, 93-69	H
----------	----------	---

PARSONS (1-1)

H: 1-1 ♦ A: 0-0 ♦ N: 0-0

12/17/64	L, 77-85	H
02/08/73	W, 85-67	H

PEABODY (3-0)

H: 0-0 ♦ A: 0-0 ♦ N: 0-0

1922-23	W, 53-19	
1922-23	W, 48-13	
1922-23	W, 60-18	

PENNSYLVANIA (0-1)

H: 0-0 ♦ A: 0-0 ♦ N: 0-1

11/29/74	L, 74-101	N
----------	-----------	---

PEPPERDINE (0-1)

H: 0-0 ♦ A: 0-0 ♦ N: 0-1

12/28/77	L, 61-68	N
----------	----------	---

PIEDMONT (1-0)

H: 0-0 ♦ A: 0-0 ♦ N: 0-0

1929-30	W, 32-23	
---------	----------	--

PIKEVILLE COLLEGE (2-0)

H: 2-0 ♦ A: 0-0 ♦ N: 0-0

12/07/78	W, 84-74	H
12/06/79	W, 85-70	H

PORTLAND STATE (2-0)

H: 1-0 ♦ A: 1-0 ♦ N: 0-0

02/19/05	W, 83-62	H
12/3/05	W, 65-62	A

PRESBYTERIAN (3-0)

H: 2-0 ♦ A: 0-0 ♦ N: 1-0

12/15/62	W, 82-80	N
12/19/74	W, 115-64	H
12/30/97	W, 60-42	H

PRINCETON (1-0)

H: 0-0 ♦ A: 0-0 ♦ N: 1-0

12/22/17	W, 69-67	N
----------	----------	---

PROVIDENCE (1-0)

H: 0-0 ♦ A: 0-0 ♦ N: 1-0

11/23/96	W, 77-75	N
----------	----------	---

PURDUE (0-1)

H: 0-0 ♦ A: 0-0 ♦ N: 0-1

12/06/02	L, 56-85	N
----------	----------	---

RADFORD (0-4)

H: 0-2 ♦ A: 0-2 ♦ N: 0-0

12/29/94	L, 57-60	H
12/09/95	L, 77-92	A
12/21/00	L, 73-80	H
12/01/01	L, 53-72	A

RHODE ISLAND (0-2)

H: 0-1 ♦ A: 0-1 ♦ N: 0-0

12/30/18	L, 60-72	A
12/29/19	L, 62-89	H

RICE (6-7)

H: 4-1 ♦ A: 2-6 ♦ N: 0-0

12/04/00	W, 75-73 (OT)	A
12/04/01	W, 65-52	H
11/23/04	L, 62-67	A
03/01/14	W, 65-41	H
02/12/15	L, 68-71 (2OT)	A
01/23/16	W, 87-73	H

HISTORY/RECORDS



- ALL-TIME SERIES RECORD -

01/05/17	W, 80-77	A
02/08/18	W, 94-75	H
01/24/19	L, 68-79	A
03/03/19	L, 61-67	A
02/08/20	L, 83-91	H
03/01/20	L, 66-77	A
01/06/22	L, 61-65	A

RIDER (1-0)

H: 0-0 ♦ A: 0-0 ♦ N: 1-0

11/23/21	W, 60-54	N
----------	----------	---

RIO GRANDE (2-0)

H: 2-0 ♦ A: 0-0 ♦ N: 0-0

12/13/75	W, 89-65	H
12/20/79	W, 77-45	H

ROLLINS (1-0)

H: 1-0 ♦ A: 0-0 ♦ N: 0-0

12/14/62	W, 79-61	H
----------	----------	---

SAINT LOUIS (1-0)

H: 1-0 ♦ A: 0-0 ♦ N: 0-0

11/30/79	W, 67-65	H
----------	----------	---

SAINT MARY'S (0-1)

H: 0-0 ♦ A: 0-0 ♦ N: 0-1

03/19/13	L, 54-67	N
----------	----------	---

SAMFORD (3-1)

H: 1-0 ♦ A: 0-1 ♦ N: 2-0

12/21/81	W, 67-63 (OT)	H
01/18/83	L, 64-71	A
12/29/90	W, 62-50	N
11/20/10	W, 68-55	N

SAN JOSE STATE (0-1)

H: 0-1 ♦ A: 0-0 ♦ N: 0-0

11/15/07	L, 77-78	H
----------	----------	---

SAVANNAH STATE (1-0)

H: 0-0 ♦ A: 1-0 ♦ N: 0-0

11/13/12	W, 58-55	A
----------	----------	---

SETON HALL (0-1)

H: 0-0 ♦ A: 0-0 ♦ N: 0-1

11/24/87	L, 61-93	N
----------	----------	---

SEWANEE (20-3)

H: 0-0 ♦ A: 0-0 ♦ N: 0-0

1922-23	W, 23-17	
1922-23	W, 48-8	
1925-26	W, 48-15	
1925-26	W, 25-23	
1931-32	W, 22-18	
1931-32	W, 44-35	
1940-41	W, 36-29	
1940-41	W, 35-32	
1941-42	W, 52-31	
1941-42	W, 53-24	

1946-47	W, 32-31	
1946-47	W, 37-34	
1947-48	W, 47-31	
1947-48	W, 56-38	
1949-50	L, 41-54	
1950-51	W, 49-34	
1950-51	W, 56-52	
1951-52	W, 53-42	
1952-53	L, 60-70	
1952-53	W, 85-73	
1953-54	W, 100-78	
1953-54	L, 60-67	
12/01/75	W, 88-71	

SHORTER COLLEGE (1-0)

H: 1-0 ♦ A: 0-0 ♦ N: 0-0

12/10/70	W, 88-62	H
----------	----------	---

SIU EDWARDSVILLE (3-0)

H: 2-0 ♦ A: 1-0 ♦ N: 0-0

12/07/09	W, 80-51	H
12/13/10	W, 83-58	H
12/04/11	W, 73-64 (OT)	A

SLIPPERY ROCK (1-0)

H: 1-0 ♦ A: 0-0 ♦ N: 0-0

12/21/91	W, 72-46	H
----------	----------	---

SOUTH ALABAMA (21-12)

H: 9-5 ♦ A: 10-6 ♦ N: 2-1

12/08/79	L, 49-55	H
12/03/80	W, 80-79	A
11/23/81	W, 71-69 (OT)	H
12/04/82	L, 91-94	A
12/20/91	L, 71-76	N
01/13/01	L, 64-72	A
12/28/01	L, 51-59	A
03/01/02	W, 48-47	H
01/16/03	L, 53-64	H
03/09/03	W, 72-69	N
01/22/04	W, 72-63	A
01/20/05	L, 56-59	H
01/19/06	L, 63-75	A
01/02/07	W, 59-51	A
02/03/07	L, 38-61	H
03/04/07	W, 63-60 (OT)	N
12/22/07	L, 61-75	A
02/14/08	W, 76-70	H
03/10/08	W, 82-73	A
01/03/09	W, 82-67	A
02/19/09	L, 57-63	H
02/06/10	W, 80-68	A
02/20/10	W, 81-54	H
01/02/11	L, 57-63	A
02/05/11	W, 85-62	H
12/31/11	W, 68-52	H
01/21/12	W, 68-47	A
01/05/13	W, 60-56	A
02/21/13	W, 85-50	H
11/30/13	W, 65-55	H

12/6/14	W, 68-67 (OT)	A
12/05/15	W, 68-55	H
12/03/16	W, 67-55	A

SOUTH CAROLINA (1-0)

H: 0-0 ♦ A: 0-0 ♦ N: 1-0

11/29/85	W, 94-77	N
----------	----------	---

SOUTH CAROLINA STATE (2-1)

H: 1-0 ♦ A: 0-1 ♦ N: 1-0

11/29/90	L, 73-75	A
01/30/91	W, 81-63	H
12/30/03	W, 86-76	N

SOUTH DAKOTA STATE (2-1)

H: 1-0 ♦ A: 1-0 ♦ N: 0-1

02/13/06	W, 89-82 (OT)	H
01/29/07	W, 57-56	A
12/27/15	L, 61-65	N

SOUTHEAST MISSOURI (7-14)

H: 4-6 ♦ A: 3-6 ♦ N: 0-2

01/11/92	W, 61-58	H
02/24/92	W, 87-76	A
01/30/93	L, 69-80	A
02/27/93	L, 63-67 (OT)	H
01/17/94	L, 77-99	A
02/14/94	W, 94-68	H
01/16/95	W, 65-63	H
02/11/95	L, 63-78	A
01/13/96	L, 63-65	H
02/12/96	W, 78-75	A
01/18/97	L, 76-78	H
02/17/97	L, 76-85	A
02/25/97	W, 89-74	H
01/10/98	W, 70-55	A
02/07/98	L, 76-85	H
01/07/99	L, 63-73	H
02/04/99	L, 55-69	A
02/27/99	L, 74-82	N
01/10/00	L, 48-61	H
02/08/00	L, 56-76	A
03/04/00	L, 60-78	N

SOUTHEASTERN OK ST (0-1)

H: 0-0 ♦ A: 0-0 ♦ N: 0-1

1954-55	L, 67-120	N
---------	-----------	---

SOUTHERN (7-1)

H: 5-0 ♦ A: 2-1 ♦ N: 0-0

01/02/93	W, 70-69 (OT)	H
01/06/94	L, 86-96	A
01/11/95	W, 81-78	H
02/22/95	W, 65-63 (OT)	A
01/24/96	W, 88-73	H
12/07/96	W, 91-67	A
11/10/13	W, 78-75	H
11/22/14	W, 66-48	H



- ALL-TIME SERIES RECORD -

SOUTHERN ILLINOIS (0-1)

H: 0-1 ♦ A: 0-0 ♦ N: 0-0
12/18/59 L, 69-78 H

SOUTHERN MISS (12-5)

H: 8-0 ♦ A: 4-4 ♦ N: 0-1
12/11/58 W, 68-64 H
01/26/59 L, 66-80 A
02/15/14 W, 81-64 H
01/15/15 W, 62-61 A
02/05/15 W, 61-51 H
02/13/16 W, 76-54 A
01/26/17 W, 72-56 H
01/13/18 W, 69-49 H
02/15/18 W, 72-62 A
03/08/18 L, 68-71 (OT) N
01/10/19 L, 70-77 A
01/25/20 W, 65-63 H
02/22/20 W, 61-53 A
03/07/20 W, 65-62 (OT) H
01/15/21 L, 54-85 A
01/16/21 L, 59-64 A
01/22/22 W, 74-60 H

SPRING HILL (0-1)

H: 0-0 ♦ A: 0-0 ♦ N: 0-0
1946-47 L, 22-30

ST. BERNARD (0-1)

H: 0-1 ♦ A: 0-0 ♦ N: 0-0
12/04/64 L, 95-99 H

ST. BONAVENTURE (0-2)

H: 0-2 ♦ A: 0-0 ♦ N: 0-0
12/30/93 L, 69-83 H
12/21/19 L, 65-66 H

ST. FRANCIS (IN) (1-0)

H: 1-0 ♦ A: 0-0 ♦ N: 0-0
11/17/00 W, 93-59 H

ST. FRANCIS (PA) (2-0)

H: 1-0 ♦ A: 1-0 ♦ N: 0-0
01/26/70 W, 80-73 A
02/02/72 W, 81-73 H

STANFORD (0-1)

H: 0-0 ♦ A: 0-0 ♦ N: 0-1
11/23/18 L, 54-67 N

STEPHEN F. AUSTIN (0-1)

H: 0-0 ♦ A: 0-1 ♦ N: 0-0
11/19/21 L, 74-87 A

STETSON (2-0)

H: 1-0 ♦ A: 1-0 ♦ N: 0-0
12/08/60 W, 69-56 H
12/01/61 W, 77-76 (OT) A

SUE BENNETT (1-0)

H: 1-0 ♦ A: 0-0 ♦ N: 0-0
12/29/96 W, 127-70 H

SYRACUSE (0-1)

H: 0-0 ♦ A: 0-0 ♦ N: 0-1
03/20/16 L, 50-75 N

TCU (0-3)

H: 0-1 ♦ A: 0-2 ♦ N: 0-0
12/07/93 L, 56-65 (OT) A
12/21/94 L, 78-100 H
11/30/95 L, 83-86 A

TENNESSEE (2-9)

H: 0-1 ♦ A: 1-6 ♦ N: 1-2
03/18/88 W, 85-80 N
12/05/91 L, 83-86 A
12/10/99 L, 77-78 A
12/15/00 L, 83-99 N
01/21/02 L, 56-74 A
11/10/06 L, 52-83 A
11/20/07 L, 40-109 A
11/21/08 L, 66-76 H
12/11/09 L, 54-75 N
11/30/10 L, 56-86 A
03/19/12 W, 71-64 A

TENNESSEE STATE (45-17)

H: 25-5 ♦ A: 18-8 ♦ N: 2-4
12/07/73 L, 59-63 N
12/28/73 W, 85-77 H

01/07/75 W, 82-81 H
02/03/75 W, 82-81 H
12/11/78 L, 64-69 H
12/10/79 L, 63-75 A
12/30/80 W, 69-59 H
12/05/81 L, 55-60 H
01/16/82 W, 70-68 (OT) A
11/26/82 L, 71-77 N
12/03/83 L, 57-58 A
02/02/84 W, 77-71 H
11/30/84 W, 80-60 N
02/07/85 W, 60-59 H
02/13/85 W, 70-65 (OT) A
02/01/86 W, 63-62 A
02/26/86 W, 85-73 H
01/31/87 W, 66-65 A
02/26/87 W, 72-67 H
02/05/88 W, 98-83 A
02/20/88 W, 92-87 H
01/09/89 W, 89-60 H
02/04/89 W, 104-71 A
01/15/90 L, 0-2 (Forfeit) A
02/24/90 W, 111-97 H
01/28/91 W, 92-80 H
02/09/91 W, 112-90 A
01/18/92 W, 55-50 A
02/17/92 W, 68-49 H
01/13/93 L, 70-78 H
02/11/93 L, 67-84 A
01/19/94 L, 56-66 H
02/05/94 L, 58-82 A
03/03/94 L, 60-61 N
01/18/95 L, 85-98 A
02/18/95 W, 77-76 (OT) H
01/16/96 W, 86-74 A
02/10/96 W, 79-74 A
01/09/97 W, 72-70 H
02/13/97 W, 82-75 A
01/17/98 W, 67-57 H
02/14/98 L, 76-81 A
02/28/98 L, 70-74 N
01/14/99 W, 70-60 A
02/11/99 W, 78-74 H
02/23/99 W, 75-68 N
01/22/00 W, 80-73 H
02/19/00 W, 100-85 A
11/20/00 L, 71-75 A
12/09/00 W, 79-77 H
12/08/01 W, 88-79 H
12/05/04 W, 96-94 H
12/31/05 W, 67-57 A
12/04/06 W, 67-56 H
12/29/10 W, 65-58 H
12/01/11 W, 77-53 A
12/18/12 W, 77-48 H
01/07/14 W, 74-56 A
12/21/14 W, 65-47 H
11/21/15 W, 69-66 A
11/19/16 L, 63-74 H
11/18/17 W, 75-65 A

MIDDLE TENNESSEE VS. THE STATE OF TENNESSEE

Opponent	W-L	Pct.	Streak	Last 5	Last 10
Austin Peay	75-63	.543	W2	2-3	4-6
Belmont	22-18	.550	L3	2-3	3-7
Chattanooga	32-35	.478	L2	2-3	6-4
ETSU	34-22	.607	L3	2-3	6-4
Lipscomb	33-20	.623	W1	4-1	8-2
Memphis	15-24	.385	L12	0-5	0-10
Tennessee	2-9	.182	W1	1-4	1-9
Tennessee State	45-17	.726	W1	4-1	9-1
Tennessee Tech	58-83	.411	L2	1-4	5-5
UT Martin	25-10	.714	W3	4-1	8-2
Vanderbilt	7-30	.189	L1	3-2	4-6





- ALL-TIME SERIES RECORD -

HISTORY / RECORDS

TENNESSEE TECH (58-83)

H: 25-20 ♦ A: 19-28 ♦ N: 0-1

1926-27	W, 25-23	
1926-27	W, 43-28	
1927-28	L, 18-29	
1927-28	W, 31-21	
1928-29	L, 39-40	
1928-29	W, 36-28	
1929-30	L, 29-30	
1930-31	L, 24-37	
1930-31	L, 26-34	
1931-32	L, 12-21	
1931-32	W, 35-29	
1931-32	L, 23-32	
1932-33	L, 25-35	
1932-33	W, 25-23	
1933-34	L, 15-21	
1933-34	W, 38-27	
1934-35	W, 30-24	
1934-35	W, 27-22	
1935-36	L, 26-31	
1936-37	L, 26-27	
1936-37	L, 37-43	
1937-38	L, 29-44	
1937-38	L, 26-34	
1937-38	L, 23-50	
1938-39	L, 32-37	
1938-39	L, 34-38	
1939-40	W, 47-43	
1939-40	L, 31-39	
1946-47	L, 34-58	
1946-47	L, 40-52	
1947-48	L, 38-47	
1947-48	L, 56-66	
1948-49	L, 54-75	
1948-49	W, 69-46	
1949-50	L, 45-56	
1949-50	W, 55-53	
1950-51	L, 37-51	
1950-51	L, 35-59	
1951-52	L, 54-66	
1951-52	W, 57-56	
1952-53	L, 62-85	
1952-53	L, 67-77	
1953-54	L, 81-92	
1953-54	L, 71-78	
1954-55	L, 68-70	
1954-55	W, 78-77	
1955-56	L, 65-71	
1955-56	L, 68-73	
01/12/57	W, 85-80 (OT)	A
02/04/57	W, 84-77	H
01/13/58	L, 65-76	H
02/15/58	L, 69-73 (OT)	A
01/12/59	L, 75-98	A
01/14/59	W, 87-75	H
01/26/60	L, 69-76	A
02/13/60	L, 64-70	H
02/11/61	W, 88-78	H
02/22/61	W, 75-68	A

01/23/62	L, 58-61	A
02/19/62	L, 63-64 (OT)	H
01/14/63	L, 61-81	H
02/18/63	L, 60-61	A
01/27/64	L, 57-61 (OT)	H
02/24/64	L, 76-81	A
01/16/65	L, 100-109	H
02/15/65	L, 79-87	A
01/15/66	L, 73-91	H
02/21/66	L, 77-108	A
01/09/67	L, 71-82	A
02/11/67	W, 83-72	H
01/08/68	W, 76-62	H
02/10/68	L, 65-67	A
01/04/69	L, 58-67	A
02/15/69	L, 70-74	H
01/05/70	L, 51-57	H
02/14/70	W, 90-72	A
01/02/71	L, 58-74	A
02/15/71	W, 69-60	H
01/17/72	W, 66-55	H
02/12/72	L, 58-59	A
01/13/73	L, 70-75	A
02/12/73	W, 78-67	H
01/12/74	W, 93-81	H
02/11/74	W, 69-67	A
01/13/75	W, 67-65	A
02/08/75	W, 102-83	H
01/17/76	W, 76-74	H
02/16/76	L, 89-96	A
03/01/76	W, 84-72	A
01/10/77	W, 73-68	A
02/05/77	W, 98-91 (OT)	H
01/14/78	L, 60-65	H
02/11/78	W, 57-51	A
01/10/79	L, 73-83	A
02/10/79	L, 72-76 (OT)	H
01/10/80	W, 65-62	H
02/07/80	W, 77-68	A
01/08/81	W, 86-62	A
02/05/81	W, 53-50	H
12/19/81	W, 88-63	H
01/30/82	L, 61-75	A
01/15/83	L, 67-82	A
02/12/83	W, 71-68	H
01/07/84	L, 60-70	H
03/03/84	L, 66-68	H
01/07/85	L, 64-70	H
02/21/85	L, 70-74	A
03/01/85	W, 54-52	H
01/06/86	W, 79-77 (OT)	A
02/03/86	W, 83-80	H
01/05/87	W, 114-79	A
02/02/87	W, 116-65	H
01/13/88	W, 69-67 (OT)	H
03/03/88	W, 92-89 (2OT)	A
01/16/89	W, 79-77	A
02/25/89	W, 89-68	H
01/08/90	L, 75-100	H
02/03/90	L, 69-79	A

01/26/91	L, 68-73	H
02/11/91	W, 95-88	A
01/20/92	L, 90-99 (OT)	A
02/15/92	W, 97-76	H
01/23/93	W, 86-73	A
02/15/93	L, 63-65	H
01/29/94	L, 68-69	H
02/17/94	L, 69-73	A
01/28/95	L, 75-77	H
02/09/95	L, 65-78	A
01/11/96	W, 78-68	A
02/15/96	L, 71-77 (OT)	H
02/29/96	L, 69-89	N
01/11/97	W, 80-72	H
02/08/97	L, 68-77	A
12/06/97	W, 67-48	A
01/13/98	W, 80-60	H
12/05/98	W, 67-56	H
01/12/99	L, 69-75 (OT)	A
01/15/00	L, 66-78	A
02/29/00	W, 87-70	A
12/04/02	L, 66-70	H
12/06/03	L, 63-87	A

TENNESSEE TEMPLE (0-3)

H: 3-0 ♦ A: 0-0 ♦ N: 0-0

11/22/99	W, 69-55	H
11/12/10	W, 90-46	H
12/17/13	W, 102-52	H

TENNESSEE WESLEYAN (10-0)

H: 7-0 ♦ A: 3-0 ♦ N: 0-0

11/20/68	W, 92-67	H
01/23/69	W, 79-69	A
12/6/69	W, 56-52	H
01/22/70	W, 81-56	A
11/14/71	W, 69-63	A
12/02/71	W, 69-53	H
12/08/88	W, 143-68	H
12/13/03	W, 94-51	H
12/02/04	W, 81-46	H
11/23/07	W, 91-48	H

TEXAS SOUTHERN (1-0)

H: 1-0 ♦ A: 0-0 ♦ N: 0-0

11/24/12	W, 79-52	H
----------	----------	---

TEXAS WESLEYAN (1-0)

H: 1-0 ♦ A: 0-0 ♦ N: 0-0

01/05/73	W, 109-62	H
----------	-----------	---

TOLEDO (4-2)

H: 1-0 ♦ A: 0-1 ♦ N: 3-1

12/20/04	W, 70-65	N
11/18/06	L, 69-75 (OT)	N
11/28/15	W, 78-70	N
11/22/16	W, 80-70	H
11/26/16	W, 73-70 (OT)	N
12/15/18	L, 62-84	A

- ALL-TIME SERIES RECORD -

**BLUE
RAIDER**

BASKETBALL

TRANSYLVANIA (4-1)

H: 4-0 ♦ A: 0-1 ♦ N: 0-0

12/02/63	W, 74-70	H
12/06/65	W, 82-77	H
02/21/68	W, 92-73	H
02/24/69	L, 64-78	A
12/21/85	W, 89-57	H

TREVECCA (3-0)

H: 3-0 ♦ A: 0-0 ♦ N: 0-0

11/14/08	W, 94-53	H
12/30/15	W, 82-67	H
11/10/17	W, 104-52	H

TRINITY (1-0)

H: 1-0 ♦ A: 0-0 ♦ N: 0-0

12/11/82	W, 80-55	H
----------	----------	---

TROY (12-7)

H: 7-2 ♦ A: 4-5 ♦ N: 1-0

12/05/70	W, 77-58	H
12/13/76	W, 88-67	H
01/21/06	L, 57-70	A
01/06/07	L, 57-71	H
02/22/07	L, 70-73	A
02/28/07	W, 72-64	A
01/16/08	W, 65-64	A
03/01/08	W, 81-58	H
03/09/10	W, 65-59	N
12/11/08	W, 81-53	H
02/12/09	L, 64-70	A
02/4/10	L, 67-70	H
02/18/10	L, 62-66	A
01/20/11	W, 63-51	H
02/17/11	L, 65-69 (OT)	A
01/05/12	W, 65-53	A
01/26/12	W, 71-58	H
02/09/13	W, 93-41	H
02/28/13	W, 66-56	A

TRUMAN STATE (1-0)

H: 1-0 ♦ A: 0-0 ♦ N: 0-0

12/04/95	W, 66-51	H
----------	----------	---

TULANE (1-1)

H: 1-0 ♦ A: 0-0 ♦ N: 0-1

02/13/14	W, 71-44	H
11/22/19	L, 74-86	N

TULSA (0-2)

H: 0-0 ♦ A: 0-1 ♦ N: 0-1

01/23/14	L, 53-58	A
03/14/14	L, 69-76	N

TUSCULUM (2-0)

H: 2-0 ♦ A: 0-0 ♦ N: 0-0

12/02/70	W, 91-58	H
11/30/89	W, 104-56	H

UAB (9-17)

H: 5-6 ♦ A: 4-7 ♦ N: 0-4

12/30/86	L, 91-93 (OT)	H
12/22/98	L, 60-85	N
12/02/09	L, 64-65	A
11/17/10	L, 71-76	H
12/07/11	L, 56-66	A
12/05/12	W, 84-64	H
01/11/14	W, 89-84 (OT)	H
03/06/14	W, 55-53	A
01/04/15	L, 49-54	H
02/28/15	L, 95-100 (30T)	A
03/14/15	L, 60-73	N
01/03/16	L, 67-78	A
02/21/16	L, 67-77	H
01/01/17	W, 60-49	H
02/26/17	W, 66-64	A
12/30/17	W, 63-60	A
02/24/18	W, 79-54	H
01/30/19	W, 71-65	H
02/02/19	W, 79-78	A
03/13/19	L, 61-70	N
02/12/20	L, 72-83	A
02/15/20	L, 66-79	H
01/28/21	L, 59-70	H
01/31/21	L, 52-63	A
02/05/22	L, 75-97	A
03/11/22	L, 98-102 (30T)	N

UAH (2-0)

H: 2-0 ♦ A: 0-0 ♦ N: 0-0

12/11/93	W, 92-61	H
12/06/94	W, 72-50	H

UC IRVINE (1-0)

H: 0-0 ♦ A: 0-0 ♦ N: 1-0

12/20/08	W, 65-52	N
----------	----------	---

UCF (1-2)

H: 0-1 ♦ A: 1-1 ♦ N: 0-0

12/23/99	L, 77-88	A
12/12/00	L, 64-68	H
11/20/12	W, 75-61	A

UCLA (1-0)

H: 0-0 ♦ A: 1-0 ♦ N: 0-0

11/15/11	W, 86-66	A
----------	----------	---

UCSB (1-0)

H: 1-0 ♦ A: 0-0 ♦ N: 0-0

12/23/78	W, 72-65	H
----------	----------	---

ULM (9-6)

H: 4-3 ♦ A: 5-2 ♦ N: 0-1

12/02/72	W, 73-69	A
02/22/73	L, 68-74	H
12/04/73	L, 85-87	H
12/07/74	W, 91-81	A
12/30/89	L, 70-81	N
12/17/06	L, 65-67	H

02/08/07	L, 76-82	A
01/24/08	L, 69-82	A
03/05/08	W, 74-69	H
01/31/09	W, 77-54	H
01/21/10	W, 69-60	A
02/03/11	W, 60-54	H
02/23/12	W, 94-61	A
01/12/13	W, 66-57	A
02/23/13	W, 87-46	H

UMKC (1-1)

H: 1-0 ♦ A: 0-1 ♦ N: 0-0

01/04/93	L, 65-73	A
12/18/93	W, 82-67	H

UNC ASHEVILLE (4-0)

H: 3-0 ♦ A: 0-0 ♦ N: 1-0

12/13/72	W, 87-71	H
12/17/77	W, 74-62	H
01/02/79	W, 98-61	H
11/27/15	W, 63-61	N

UNC GREENSBORO (2-2)

H: 2-1 ♦ A: 0-1 ♦ N: 0-0

11/27/93	L, 56-70	H
11/24/01	W, 74-58	H
11/30/02	L, 58-70	A
11/19/11	W, 82-60	H

UNC WILMINGTON (1-1)

H: 0-0 ♦ A: 0-0 ♦ N: 1-1

11/25/16	W, 68-63	N
03/22/22	L, 90-96 (20T)	N

UNION (9-17)

H: 0-1 ♦ A: 1-0 ♦ N: 2-1

1925-26	W, 36-28	
1931-32	W, 38-29	
1937-38	L, 34-56	
1937-38	L, 24-57	
1938-39	W, 53-40	
1938-39	W, 59-34	
1939-40	L, 43-46	
1939-40	L, 32-36	
1940-41	L, 52-56	
1940-41	L, 41-45	
1941-42	L, 36-51	
1941-42	L, 33-43	
1948-49	L, 46-56	
1948-49	L, 52-57	
1949-50	W, 48-43	
1949-50	L, 60-70	
1950-51	L, 48-60	
1950-51	L, 63-81	
1951-52	L, 59-72	
1951-52	L, 56-80	N
1952-53	L, 74-91	
1952-53	W, 62-59	
1953-54	W, 86-65	N
02/21/57	W, 86-65	N



HISTORY/RECORDS



- ALL-TIME SERIES RECORD -

12/09/65	L, 72-79	H
12/15/66	W, 66-56	A

UNLV (0-1)

H: 0-0 ♦ A: 0-1 ♦ N: 0-0		
12/22/78	L, 83-95	A

URBANA COLLEGE (3-0)

H: 3-0 ♦ A: 0-0 ♦ N: 0-0		
01/04/77	W, 84-48	H
12/05/83	W, 69-47	H
12/19/84	W, 87-66	H

USC (0-1)

H: 0-0 ♦ A: 0-0 ♦ N: 0-1		
12/23/17	L, 84-89	N

UT MARTIN (25-10)

H: 8-7 ♦ A: 17-2 ♦ N: 0-1		
12/03/64	W, 94-89 (OT)	A
12/02/65	W, 59-57	H
12/01/66	W, 108-94	H
12/10/66	L, 78-94	A
12/09/67	W, 88-69	A
02/01/68	W, 100-83	H
12/07/68	W, 103-89	A
12/30/69	W, 83-78	H
02/25/71	W, 66-59	H
03/04/71	W, 74-72	A
12/04/71	L, 65-66	A
01/20/72	W, 77-57	H
01/15/92	W, 94-55	H
01/18/93	L, 67-71	A
02/08/93	W, 70-60	H
01/03/94	L, 64-70 (OT)	A
01/31/94	W, 66-60	H
01/03/95	L, 64-66	H
01/30/95	L, 69-76	A
01/27/96	W, 81-68	H
02/26/96	L, 83-91	A
01/27/97	L, 59-61	A
02/22/97	W, 96-71	H
01/05/98	W, 66-46	H
01/31/98	W, 78-54	A
01/02/99	W, 56-50	A
01/28/99	W, 80-78 (OT)	H
01/29/00	W, 71-63	A
02/26/00	W, 96-78	H
12/06/01	L, 71-76	N
11/27/02	W, 88-77	H
12/15/08	L, 65-72	H
12/10/11	W, 78-62	H
12/01/21	W, 73-61	H
12/11/21	W, 84-75	A

UTAH STATE (1-1)

H: 1-0 ♦ A: 0-1 ♦ N: 0-0		
11/21/05	W, 60-59	H
12/05/05	L, 61-79	A

UTEP (9-5)

H: 5-2 ♦ A: 1-3 ♦ N: 3-0		
11/16/14	L, 54-63	H
01/31/15	L, 70-83	A
03/13/15	W, 53-50	N
01/07/16	W, 78-72	H
02/04/17	L, 54-57	A
03/10/17	W, 82-56	N
01/27/18	W, 81-50	H
01/19/19	W, 75-72	H
03/06/19	W, 69-53	A
03/09/19	W, 48-47	H
01/30/20	L, 66-67	A
03/04/20	L, 56-60	H
02/21/22	W, 77-59	H
03/10/22	W, 66-59	N

UTPA (3-5)

H: 2-1 ♦ A: 1-3 ♦ N: 0-0		
1914-15	L, 21-78	
12/21/68	L, 71-78	A
01/28/70	W, 87-61	H
02/10/71	L, 75-76	A
01/10/72	L, 64-72	H
12/04/72	W, 78-72	A
12/15/01	L, 64-66	A
02/04/02	W, 70-52	H

UTSA (8-1)

H: 5-0 ♦ A: 2-1 ♦ N: 1-0		
01/18/14	W, 80-58	H
01/29/15	L, 58-69	A
01/09/16	W, 79-71	H
02/02/17	W, 69-59	A
03/09/17	W, 86-70	N
01/25/18	W, 75-51	H
01/17/19	W, 89-86	H
02/01/20	W, 83-80	A
02/07/22	W, 84-75	H

VALDOSTA STATE (2-0)

H: 2-0 ♦ A: 0-0 ♦ N: 0-0		
12/09/76	W, 92-75	H
12/10/94	W, 83-62	H

VANDERBILT (7-30)

H: 2-2 ♦ A: 2-10 ♦ N: 0-0		
1913-14	L, 5-53	
1920-21	L, 9-14	
1924-25	W, 31-28	
1924-25	L, 29-30	
1925-26	L, 19-51	
1925-26	L, 24-25	
1926-27	L, 19-59	
1926-27	L, 20-52	
1927-28	L, 29-35	
1928-29	L, 41-42	
1929-30	W, 45-31	
1929-30	L, 30-31	
1930-31	L, 40-42	

1931-32	L, 32-38	
1931-32	W, 39-35	
1936-37	L, 30-39	
1936-37	L, 12-39	
1949-50	L, 39-74	
1950-51	L, 45-58	
1951-52	L, 49-80	
1953-54	L, 65-86	
12/11/72	L, 57-69	H
12/28/74	L, 68-81	A
12/29/76	L, 59-62	A
12/22/82	L, 53-64	A
12/03/84	L, 53-64	A
02/13/93	L, 51-81	A
02/01/95	W, 93-90 (OT)	H
12/23/95	L, 56-70	A
11/24/08	L, 67-70	A
1/04/10	L, 53-73	A
12/21/10	L, 53-72	H
01/28/12	L, 77-84	A
12/21/12	W, 56-52	A
12/08/16	W, 71-48	H
02/06/17	W, 66-63	A
12/05/18	L, 51-79	A

VANDERBILT FRESHMEN (2-0)

H: 0-0 ♦ A: 0-0 ♦ N: 0-0	
1922-23	W, 23-10
1922-23	W, 19-17

VCU (3-3)

H: 2-1 ♦ A: 1-2 ♦ N: 0-0		
12/11/73	W, 102-80	H
12/11/76	W, 59-50	A
01/02/04	L, 61-66	A
01/02/05	W, 59-55	H
12/02/15	L, 56-62	H
12/17/16	L, 77-80	A

VERMONT (1-0)

H: 1-0 ♦ A: 0-0 ♦ N: 0-0		
03/13/18	W, 91-64	H

VILLANOVA (0-2)

H: 0-0 ♦ A: 0-1 ♦ N: 0-1		
12/27/04	L, 62-81	A
11/21/19	L, 69-98	N

VIRGINIA (0-2)

H: 0-0 ♦ A: 0-0 ♦ N: 0-2		
03/18/89	L, 88-104	N
11/21/18	L, 52-74	N

VIRGINIA TECH (1-0)

H: 0-0 ♦ A: 0-0 ♦ N: 1-0		
11/21/87	W, 88-85	N



- ALL-TIME SERIES RECORD -

VMI (2-0)
H: 1-0 ♦ A: 0-0 ♦ N: 1-0

12/19/59	W, 78-72	N
01/04/75	W, 93-89	H

WEST TEXAS A&M (2-0)
H: 1-0 ♦ A: 1-0 ♦ N: 0-0

12/04/56	W, 96-78	H
12/16/57	W, 88-85	A

WEST VIRGINIA (1-0)
H: 0-0 ♦ A: 1-0 ♦ N: 0-0

01/29/86	W, 72-70	A
----------	----------	---

WEST VIRGINIA STATE (0-1)
H: 0-0 ♦ A: 0-0 ♦ N: 0-1

11/25/85	L, 82-85	N
----------	----------	---

WESTERN CAROLINA (2-1)
H: 1-0 ♦ A: 1-1 ♦ N: 0-0

12/20/73	W, 92-76	A
11/29/80	L, 70-77	A
01/24/81	W, 66-52	H

WESTERN KENTUCKY (45-97)
H: 29-37 ♦ A: 13-53 ♦ N: 1-4

1914-15	L, 21-32	
1914-15	W, 32-19	
01/23/23	W, 34-19	H
02/01/24	L, 24-29	A
01/15/25	W, 43-23	A
02/14/25	W, 37-36	H
01/16/29	W, 36-28	H
02/05/29	W, 28-25	A
1929-30	W, 28-26	
02/04/30	W, 35-33	H
01/20/31	L, 29-43	H
02/06/31	L, 40-52	A
01/22/32	W, 32-23	A
02/16/32	L, 26-28	H
01/11/33	L, 29-43	H
01/27/33	L, 29-43	A
01/17/34	L, 32-41	A
01/29/34	L, 29-52	H
01/30/35	L, 25-35	H

02/16/35	L, 29-55	A
01/28/36	L, 14-36	A
02/18/36	L, 27-47	H
01/20/37	L, 28-48	H
01/20/37	L, 32-48	A
01/20/39	L, 31-67	H
02/14/39	L, 29-66	A
01/13/40	L, 26-60	H
1939-40	L, 33-40	
02/17/40	L, 41-76	A
01/25/41	L, 33-60	H
02/24/41	L, 38-59	A
12/02/52	L, 57-87	H
02/17/53	L, 57-95	A
12/08/53	L, 80-88	H
01/05/54	L, 67-98	A
01/06/55	L, 71-83	A
01/12/55	W, 84-77	H
1955-56	L, 78-86	
03/03/56	L, 85-100	A
01/30/57	L, 72-79	H
02/20/57	L, 82-86	A
01/23/58	L, 67-69	A
02/15/58	W, 81-75	H
01/19/59	L, 65-89	H
02/28/59	L, 85-110	A
02/06/60	L, 89-109	H
02/27/60	L, 80-109	A
12/01/60	L, 67-70	H
02/25/61	L, 73-84	A
01/20/62	L, 69-89	A
02/10/62	L, 81-87	H
12/10/62	W, 86-82	H
02/12/63	L, 71-79	A
12/14/63	L, 54-90	A
02/18/64	W, 93-84	H
12/21/64	L, 65-100	N
01/30/65	L, 84-134	A
02/18/65	L, 83-94	H
01/31/66	L, 56-93	H
02/28/66	L, 47-81	A
02/04/67	L, 62-95	H
03/04/67	L, 46-55	A
12/01/67	L, 76-91	N
02/03/68	W, 84-83	H

03/02/68	L, 71-94	A
A 02/01/69	L, 79-84	A
H 02/08/69	L, 81-84	H
H 01/31/70	L, 74-83	H
A 02/07/70	L, 60-72	A
H 01/30/71	L, 66-80	A
A 02/06/71	L, 73-87	H
H 02/05/72	W, 78-67	H
H 03/04/72	L, 71-85	A
A 02/03/73	L, 68-86	A
H 03/03/73	W, 82-80	H
A 02/02/74	W, 100-89	H
H 03/02/74	L, 75-85	A
A 02/01/75	W, 102-95	A
H 03/01/75	W, 89-86	H
A 01/12/76	L, 69-83	H
A 02/07/76	W, 71-65	A
H 03/04/76	L, 78-88	A
H 01/29/77	W, 67-60	H
A 02/26/77	L, 74-76	A
H 01/28/78	W, 98-69	H
A 02/25/78	L, 78-87	A
A 01/19/79	L, 70-72 (OT)	A
H 02/24/79	W, 81-76	H
H 01/24/80	L, 68-72	H
A 02/21/80	L, 79-81 (30T)	A
H 01/22/81	L, 55-67	A
A 02/19/81	W, 62-54	H
H 01/14/82	L, 49-65	A
A 02/14/82	L, 64-75	H
A 03/06/82	W, 54-52	A
H 12/08/82	W, 65-57	H
H 12/30/83	L, 61-92	A
A 12/23/84	L, 50-60	H
A 12/09/85	L, 74-86	A
H 12/03/98	L, 45-51	N
N 02/01/01	L, 63-71	H
A 02/24/01	L, 51-92	A
H 01/16/02	L, 45-55	H
A 02/23/02	L, 61-65	A
H 01/04/03	W, 69-65	H
H 03/01/03	L, 75-89	A
A 03/11/03	L, 52-64	A
A 02/05/04	L, 66-70	A
H 02/26/04	W, 73-59	H
A 03/07/04	W, 76-62	A
H 02/03/05	L, 56-61	H
A 02/24/05	L, 83-85 (OT)	A
A 01/07/06	L, 48-80	A
H 02/23/06	W, 80-74	H
H 12/28/06	L, 64-73	H
A 02/10/07	L, 53-65	A
A 01/02/08	L, 51-62	A
H 02/16/08	L, 66-71	H
N 03/11/08	L, 57-67	N
A 01/15/09	L, 61-63	A
H 02/28/09	L, 49-68	H
H 01/18/10	W, 84-74	H
A 01/23/10	W, 84-74	A
A 02/10/11	W, 69-60	A

CONFERENCE USA'S MOST-PLAYED RIVALRIES				
Rivalry	Meetings	Series	Streak	First Meeting
MT-WKU	142	WKU leads 97-45	MT W2	1914-15
Charlotte-UAB	51	UAB leads 32-19	CHA W1	01/28/80
FIU-FAU	50	FIU leads 27-23	FAU W2	12/20/90
FIU-WKU	48	WKU leads 38-10	FIU W1	01/12/99
FIU-MT	44	MT leads 33-11	MT W3	01/07/91
UTEP-Rice	44	Rice leads 30-14	UTEP W2	01/16/97
UAB-WKU	43	UAB leads 27-16	UAB W3	03/13/81
LT-North Texas	43	LT leads 28-15	LT W1	1952-53
WKU-LT	40	Tied 20-20	LT W4	03/01/28
WKU-Charlotte	36	WKU leads 24-12	WKU W2	01/09/83





- ALL-TIME SERIES RECORD -

02/26/11	W, 57-39	H
02/09/12	W, 72-64	H
02/25/12	L, 67-73	A
01/26/13	W, 72-53	H
03/02/13	W, 70-62	N
02/22/15	W, 68-66	H
01/30/16	W, 66-64	A
02/25/16	L, 72-78	H
01/14/17	W, 91-76	H
02/16/17	W, 78-52	A
01/20/18	W, 66-62	A
03/01/18	W, 82-64	H
02/14/19	L, 63-71	A
01/11/20	L, 53-69	H
01/23/21	L, 67-82	H
01/24/21	L, 52-68	H
01/29/22	W, 93-85	A
02/26/22	W, 69-52	H

WESTMAR (1-0)

H: 1-0 ♦ A: 0-0 ♦ N: 0-0

12/20/80	W, 104-66	H
----------	-----------	---

WISCONSIN-PARKSIDE (1-0)

H: 1-0 ♦ A: 0-0 ♦ N: 0-0

01/02/96	W, 65-64	H
----------	----------	---

WRIGHT STATE (1-1)

H: 1-0 ♦ A: 0-1 ♦ N: 0-0

12/03/88	L, 71-88	A
----------	----------	---

02/08/89	W, 83-51	H
----------	----------	---

WYOMING (1-1)

H: 1-0 ♦ A: 0-1 ♦ N: 0-0

11/29/03	L, 68-84	A
----------	----------	---

01/08/04	W, 76-63	H
----------	----------	---

XAVIER (1-1)

H: 0-1 ♦ A: 1-0 ♦ N: 0-0

01/04/82	W, 69-48	A
----------	----------	---

01/03/83	L, 57-58	H
----------	----------	---

YOUNGSTOWN STATE (9-7)

H: 4-3 ♦ A: 3-4 ♦ N: 2-0

01/09/82	W, 73-56	H
----------	----------	---

02/06/82	W, 73-67	A
----------	----------	---

01/08/83	L, 66-73	H
----------	----------	---

02/05/83	L, 72-73	A
----------	----------	---

01/19/84	L, 57-79	H
----------	----------	---

02/23/84	L, 64-75	A
----------	----------	---

01/19/85	L, 56-57	A
----------	----------	---

02/23/85	L, 76-82	H
----------	----------	---

03/02/85	W, 66-63	N
----------	----------	---

01/25/86	W, 84-70	H
----------	----------	---

02/10/86	L, 61-72	A
----------	----------	---

01/24/87	W, 93-88	A
----------	----------	---

02/09/87	W, 88-79 (OT)	H
----------	---------------	---

01/66/88	W, 78-61	A
----------	----------	---

02/22/88	W, 78-58	H
----------	----------	---

03/07/88	W, 81-76	N
----------	----------	---



- SEASON OPENERS -

ALFRED B. MILES

Season	Opponent	Result
1913-14	Vanderbilt	L, 5-53
1914-15	WKU	L, 21-32
1922-23	Peabody	W, 53-19
1923-24	WKU	W, 34-19

GUY STEPHENSON

Season	Opponent	Result
1924-25	WKU	W, 43-23
1925-26	Union	W, 36-28

FRANK FAULKINBERRY

Season	Opponent	Result
1926-27	Vanderbilt	L, 19-59
1927-28	Tennessee Tech	L, 18-27
1928-29	WKU	W, 36-28
1929-30	Murreesboro Home Journal	W, 46-22
1930-31	WKU	L, 29-43
1931-32	Ideal Acre	W, 31-26
1932-33	WKU	L, 29-43

E.M. WALLER

Season	Opponent	Result
1933-34	Memphis State	W, 45-33
1934-35	Murray State	L, 23-42

JOHNNY "RED" FLOYD

Season	Opponent	Result
1935-36	Memphis State	W, 42-35
1936-37	Vanderbilt	L, 30-39
1937-38	David Lipscomb	L, 29-48
1938-39	New York Celtics	L, 34-50

E.W. MIDGETT

Season	Opponent	Result
1939-40	YMHA Preps	W, 35-25
1940-41	YMHA Preps	W, 31-30
1941-42	191st Field Artillery	W, 54-24

O.L. FREEMAN

Season	Opponent	Result
1945-46	Austin Peay	W, 43-23

E.K. PATTY

Season	Opponent	Result
1946-47	Bethel	W, 41-39
1947-48	Memphis State	L, 45-53

CHARLES MURPHY

Season	Opponent	Result
1948-49	Murray State	L, 50-68

CHARLES N. GREER

Season	Opponent	Result
1949-50	Sewanee	L, 41-54
1950-51	Vanderbilt	L, 45-58
1951-52	Sewart Air Base	W, 62-36
1952-53	WKU	L, 57-87
1953-54	Morehead State	L, 80-93
1954-55	Memphis State	L, 80-95
1955-56	Belmont	W, 83-51

ED DIDDLE JR.

Season	Opponent	Result
1956-57	West Texas State	W, 96-78
1957-58	Kentucky Wesleyan	L, 69-79
1958-59	David Lipscomb	W, 79-52
1959-60	David Lipscomb	W, 109-73
1960-61	WKU	L, 67-70
1961-62	Stetson	W, 77-76 (OT)

BILL STOKES

Season	Opponent	Result
1962-63	at Florence State	W, 86-77 (OT)
1963-64	Transylvania	W, 74-70
1964-65	at UT Martin	W, 94-89 (OT)

KEN TRICKEY

Season	Opponent	Result
1965-66	UT Martin	W, 59-57
1966-67	UT Martin	W, 108-94
1967-68	WKU	L, 76-91
1968-69	Tennessee Wesleyan	W, 92-67

JIMMY EARLE

Season	Opponent	Result
1969-70	Bethel	L, 64-66
1970-71	Tusculum	W, 91-58
1971-72	Tennessee Wesleyan	W, 69-53
1972-73	at ULM	W, 73-69
1973-74	St. Bernard	W, 108-73
1974-75	Pennsylvania	L, 74-101
1975-76	Sewanee	W, 88-71
1976-77	UALR	W, 85-84
1977-78	at Oral Roberts	L, 55-58
1978-79	NC Central	W, 72-55

STAN SIMPSON

Season	Opponent	Result
1979-80	St. Louis	W, 67-65
1980-81	at Western Carolina	L, 70-77
1981-82	Chattanooga	L, 54-62
1982-83	Tennessee State	L, 71-77
1983-84	Georgia	L, 67-83

BRUCE STEWART

Season	Opponent	Result
1984-85	Georgia College	W, 65-63 (OT)
1985-86	BYU-Hawaii	W, 95-81
1986-87	at Armstrong State	W, 92-70
1987-88	Virginia Tech	W, 88-85
1988-89	Kennesaw	W, 93-56
1989-90	Tusculum	W, 104-56
1990-91	Mississippi Valley St.	W, 89-77

DAVID FARRAR

Season	Opponent	Result
1991-92	at UALR	W, 61-60
1992-93	Livingston State	W, 88-74
1993-94	UNC Greensboro	L, 56-70
1994-95	North Georgia	W, 72-64
1995-96	Indiana State	W, 81-78

RANDY WEIL

Season	Opponent	Result
1996-97	Montana	W, 66-63
1997-98	at North Carolina	L, 56-84
1998-99	ETSU	L, 59-64
1999-00	Tennessee Temple	W, 69-55
2000-01	St. Francis	W, 93-59
2001-02	Bryan College	W, 115-59

KERMIT DAVIS

Season	Opponent	Result
2002-03	East Carolina	L, 63-65
2003-04	Covenant College	W, 86-53
2004-05	Lambuth	W, 95-54
2005-06	Utah State	W, 60-59
2006-07	at Tennessee	L, 52-83
2007-08	San Jose State	L, 77-78
2008-09	Trevecca	W, 94-53
2009-10	King College	W, 93-73
2010-11	Tennessee Temple	W, 90-46
2011-12	Austin Peay	W, 80-71
2012-13	Alabama State	W, 97-53
2013-14	Southern	W, 78-75
2014-15	Ohio Valley	W, 77-60
2015-16	at Murray State	L, 65-76
2016-17	Milligan	W, 102-64
2017-18	Trevecca	W, 104-52

NICK MCDEVITT

Season	Opponent	Result
2018-19	Lees-McRae	W, 91-69
2019-20	Maryville	W, 119-61
2020-21	Omaha	L, 59-60
2021-22	Brescia	W, 98-59

RECORD BY COACH

Coach	W-L	Pct.
Kermit Davis	12-4	.750
Bruce Stewart	7-0	1.000
Jimmy Earle	7-3	.700
David Farrar	4-1	.800
Ed Diddle Jr.	4-2	.667
Randy Weil	4-2	.667
E.W. Middgett	3-0	1.000
Bill Stokes	3-0	1.000
Ken Trickey	3-1	.750
Nick McDevitt	3-1	.750
Frank Faulkinberry	3-4	.429
Guy Stephenson	2-0	1.000
Alfred B. Miles	2-2	.500
Charles N. Greer	2-5	.286
O.L. Freeman	1-0	1.000
E.M. Waller	1-1	.500
E.K. Patty	1-1	.500
Johnny "Red" Floyd	1-3	.250
Stan Simpson	1-4	.200
Charles Murphy	0-1	.000
Total	64-35	.646



- CONFERENCE OPENERS -

CHARLES N. GREER

Season	Opponent	Result
1952-53	WKU	L, 57-87
1953-54	Morehead State	L, 80-93
1954-55	Murray State	L, 80-104
1955-56	Eastern Kentucky	L, 69-82

ED DIDDLE JR.

Season	Opponent	Result
1956-57	at Morehead State	L, 72-95
1957-58	Morehead State	W, 71-68
1958-59	at Tennessee Tech	L, 75-98
1959-60	at Murray State	L, 70-80
1960-61	WKU	L, 67-70
1961-62	at Murray State	L, 61-83

BILL STOKES

Season	Opponent	Result
1962-63	at Morehead State	L, 59-103
1963-64	at WKU	L, 54-90
1964-65	at Austin Peay	W, 82-77

KEN TRICKEY

Season	Opponent	Result
1965-66	Murray State	L, 73-89
1966-67	at ETSU	W, 45-43
1967-68	at Murray State	L, 74-77
1968-69	at Tennessee Tech	L, 58-67

JIMMY EARLE

Season	Opponent	Result
1969-70	ETSU	L, 51-54
1970-71	at Tennessee Tech	L, 58-74
1971-72	ETSU	W, 74-68
1972-73	at Tennessee Tech	L, 70-75
1973-74	Tennessee Tech	W, 93-81
1974-75	at ETSU	W, 80-74
1975-76	WKU	L, 69-83
1976-77	at ETSU	W, 52-51
1977-78	at Morehead State	W, 92-59
1978-79	Morehead State	W, 99-97 (OT)

STAN SIMPSON

Season	Opponent	Result
1979-80	Tennessee Tech	W, 65-62
1980-81	Morehead State	W, 64-57
1981-82	at Morehead State	W, 64-59
1982-83	at Morehead State	L, 84-85
1983-84	at Tennessee Tech	L, 60-70

BRUCE STEWART

Season	Opponent	Result
1984-85	Tennessee Tech	L, 64-70
1985-86	at Tennessee Tech	W, 79-77 (OT)
1986-87	at Tennessee Tech	W, 114-79
1987-88	Tennessee Tech	W, 69-67 (OT)
1988-89	Tennessee State	W, 89-60
1989-90	Tennessee Tech	L, 75-100
1990-91	Austin Peay	L, 72-80

DAVID FARRAR

Season	Opponent	Result
1991-92	at Murray State	L, 74-98
1992-93	Morehead State	W, 76-65
1993-94	at UT Martin	L, 64-70 (OT)
1994-95	UT Martin	L, 64-66
1995-96	Austin Peay	W, 88-69

RANDY WEIL

Season	Opponent	Result
1996-97	Murray State	W, 85-72
1997-98	at Tennessee Tech	W, 67-48
1998-99	Tennessee Tech	W, 67-56
1999-00	Eastern Illinois	L, 72-76
--- Entered Sun Belt ---		
2000-01	Arkansas State	L, 61-73
2001-02	at South Alabama	L, 51-59

KERMIT DAVIS

Season	Opponent	Result
2002-03	WKU	W, 69-65
2003-04	Arkansas State	W, 92-86 (OT)
2004-05	UALR	W, 85-50
2005-06	at WKU	L, 48-80
2006-07	Louisiana-Monroe	L, 65-67
2007-08	FIU	W, 72-63
2008-09	Troy	W, 81-53
2009-10	at New Orleans	W, 63-58
2010-11	at South Alabama	L, 57-63
2011-12	FIU	W, 71-66
2012-13	FIU	W, 69-52
--- Entered Conference USA ---		
2013-14	UAB	W, 89-84 (OT)
2014-15	UAB	L, 49-54
2015-16	at UAB	L, 67-78
2016-17	UAB	W, 60-49
2017-18	at UAB	W, 63-60

NICK MCDEVITT

Season	Opponent	Result
2018-19	FIU	L, 76-83
2019-20	at Old Dominion	L, 60-70
2020-21	FIU	L, 55-68
2021-22	at Rice	L, 61-65

RECORD BY COACH

Coach	W-L	Pct.
Kermit Davis	11-5	.688
Jimmy Earle	6-4	.600
Bruce Stewart	4-3	.571
Stan Simpson	3-2	.600
Randy Weil	3-3	.500
David Farrar	2-3	.400
Bill Stokes	1-2	.333
Ken Trickey	1-3	.250
Ed Diddle Jr.	1-5	.167
Nick McDevitt	0-4	.000
Charles N. Greer	0-4	.000
Total	32-38	.457

RECORD BY CONFERENCE

Conference	W-L	Pct.
Ohio Valley	21-27	.438
Sun Belt	8-5	.615
Conference USA	3-6	.333
Total	32-38	.457



- REGULAR SEASON TOURNAMENTS -

1956 CAPITOL CITY TOURNAMENT

Lipscomb	W, 75-69
Austin Peay	W, 72-63
East Tennessee	W, 80-57

1958 ALL-AMERICAN CITY TOURNAMENT

<i>Owensboro, Ky.</i>	
Ohio Univ	L, 66-77
Kentucky Wesleyan	W, 78-72

1959 ALL-AMERICAN CITY TOURNAMENT

<i>Owensboro, Ky.</i>	
Southern Illinois	L, 69-78
VMI	W, 78-72

1960 GULF SOUTH CLASSIC

<i>Shreveport, La.</i>	
Northwest La.	W, 81-74
Ole Miss	L, 62-64
Centenary	L, 67-76 (OT)

1962 HATTER INVITATIONAL

<i>DeLand, Fla.</i>	
Rollins	W, 79-61
Presbyterian	W, 82-80

1973 VANDERBILT INVITATIONAL

<i>Nashville, Tenn.</i>	
Tennessee State	L, 59-63
Nebraska	W, 76-65

1974 CLEMSON INVITATIONAL

<i>Clemson, S.C.</i>	
Penn	L, 74-101
Ole Miss	W, 79-68

1975 VOLUNTEER CLASSIC

<i>Knoxville, Tenn.</i>	
Clemson	L, 46-82
Army	W, 78-71

1977 SENIOR BOWL TOURNAMENT

<i>Mobile, Ala.</i>	
Pepperdine	L, 61-68
Bucknell	W, 77-65

1978 REBEL ROUNDUP

<i>Las Vegas, Nev.</i>	
UNLV	L, 83-95
UC-Santa Barbara	W, 72-65

1979 IPTAY TOURNAMENT

<i>Clemson, S.C.</i>	
St. Louis	W, 67-65
Clemson	L, 61-94

1981 COORS CLASSIC

<i>Nashville, Tenn.</i>	
Chattanooga	L, 54-62
Austin Peay	W, 54-51

1982 TENNESSEE CLASSIC

<i>Murfreesboro, Tenn.</i>	
Tennessee State	L, 71-77
Austin Peay	W, 87-72

1983 WENDY'S CLASSIC

<i>Bowling Green, Ky.</i>	
Georgia	L, 67-83
Georgia State	L, 58-70

1983 COCA-COLA CLASSIC

<i>Chattanooga, Tenn.</i>	
Chattanooga	L, 49-62
Austin Peay	W, 71-60

1984 COCA-COLA CLASSIC

<i>Chattanooga, Tenn.</i>	
Tennessee State	W, 80-60
Chattanooga	L, 69-71

1985 HAWAII CLASSIC

<i>Honolulu, Hawaii</i>	
BYU-Hawaii	W, 95-81
Minnesota	W, 92-79
West Virginia	L, 85-82

1985 MID-SOUTH CLASSIC

<i>Memphis, Tenn.</i>	
South Carolina	W, 94-77
Memphis	L, 63-73

1986 UAB CLASSIC

<i>Birmingham, Ala.</i>	
Michigan	W, 85-83
UAB	L, 91-93 (OT)

1987 UK INVITATIONAL

<i>Lexington, Ky.</i>	
UNC-Charlotte	L, 63-78
Miami (Ohio)	W, 81-72

1988 FAR WEST CLASSIC

<i>Portland, Ore.</i>	
Clemson	L, 77-81
Chicago State	W, 85-71
Colorado	W, 107-105 (OT)

1989 COWBOY SHOOTOUT

<i>Casper, Wyo.</i>	
UC-Fullerton	L, 69-77
Northeast Louisiana	L, 70-81

1990 MVP CLASSIC

<i>Toledo, Ohio</i>	
Coppin State	W, 73-67
Samford	W, 62-50

1991 BLUE ANGELS CLASSIC

<i>Pensacola, Fla.</i>	
South Alabama	L, 71-76
Slippery Rock	W, 72-46

1992 MILE HIGH CLASSIC

<i>Boulder, Colo.</i>	
Lehigh	W, 89-73
Colorado	L, 47-97

1993 LOBO INVITATIONAL

<i>Albuquerque, N.M.</i>	
New Mexico	L, 56-69
St. Bonaventure	L, 69-83

1996 TOP OF THE WORLD CLASSIC

<i>Fairbanks, Alaska</i>	
Montana	W, 66-63
Providence	W, 77-75
Alabama	L, 74-77

1998 SAN JUAN SHOOTOUT

<i>San Juan, P.R.</i>	
N.C. State	L, 59-91
UAB	L, 60-85
American-PR	W, 93-78

2002 BOILERMAKER INVITATIONAL

<i>West Lafayette, Ind.</i>	
Purdue	L, 56-85
IUPUI	W, 64-60



- REGULAR SEASON TOURNAMENTS -

2003 DR. PEPPER CLASSIC

<i>Chattanooga, Tenn.</i>	
Chattanooga	L, 75-82
South Carolina State	W, 86-76

2004 SAN JUAN SHOOTOUT

<i>San Juan, P.R.</i>	
Toledo	W, 70-65
Auburn	L, 74-79
Delaware	W, 73-69 (OT)

2005 BILLY MINARDI CLASSIC

<i>Louisville, Ky.</i>	
Louisville	L, 68-76
Florida Atlantic	W, 76-90

2006 PARADISE JAM

<i>St. Thomas, Virgin Islands</i>	
Alabama	L, 62-71
Toledo	L, 69-75 (OT)
College of Charleston	L, 56-64

2007 FIRST SHOT EXEMPT TOURNAMENT

<i>Murfreesboro, Tenn.</i>	
San Jose State	L, 77-78
Lipscomb	W, 68-62
Appalachian State	L, 79-84

2008 BASKETBALL TRAVELER'S TIP-OFF CLASSIC

<i>Springfield, Mo.</i>	
UC Irvine	W, 65-52
Norfolk State	W, 77-56
Missouri State	W, 63-51

2010 GLOBAL SPORTS CHALLENGE

<i>Various Locations</i>	
at Ohio University	L, 68-81
at Marshall	L, 60-63
Lamar University	W, 74-66
at North Carolina A&T	L, 56-65

2011 EA SPORTS MAUI INVITATIONAL

<i>Opening Game - Los Angeles, Calif.</i>	
at UCLA	W, 86-66
<i>Regional Games - Murfreesboro, Tenn.</i>	
UNC Greensboro	W, 82-60
Belmont	L, 84-87 (2OT)

2013 GLOBAL SPORTS EXEMPT TOURNAMENT

<i>Various Locations</i>	
Southern	W, 78-75
North Florida	W, 77-70
UALR	W, 76-59
at No. 16/14 Florida	L, 59-79

2013 DR. PEPPER CLASSIC

<i>Chattanooga, Tenn.</i>	
Maine	L, 85-89 (OT)
Grand Canyon	W, 79-56

2014 EMERALD COAST CLASSIC

<i>Regional Games - Murfreesboro, Tenn.</i>	
Southern	W, 66-48
Northern Arizona	W, 65-53
<i>Niceville, Fla.</i>	
Cincinnati	L, 51-69
Creighton	L, 47-57

2015 GREAT ALASKA SHOOTOUT

<i>Anchorage, Ak.</i>	
Alaska-Anchorage	W, 75-72
UNC Asheville	W, 63-61
Toledo	W, 78-70

2016 CHALLENGE IN MUSIC CITY

<i>Nashville, Tenn.</i>	
UNC Wilmington	W, 68-63
Toledo	W, 73-70 (OT)
Evansville	W, 66-55

2017 HAWAIIAN AIRLINES DIAMOND HEAD CLASSIC

<i>Honolulu, Hawaii</i>	
Princeton	W, 69-67
USC	L, 84-89
No. 15 Miami	L, 81-84

2018 BATTLE 4 ATLANTIS

<i>Paradise Island, Bahamas</i>	
No. 4 Virginia	L, 52-74
Butler	L, 53-84
Stanford	L, 54-67

2019 MYRTLE BEACH INVITATIONAL

<i>Conway, S.C.</i>	
No. 17 Villanova	L, 69-98
Tulane	L, 74-86
Ohio	L, 63-75

2020 GULF COAST SHOWCASE

<i>Estero, Fla.</i>	
Akron	Canceled
Omaha	L, 59-60
ETSU	L, 43-57

2021 CUNCUN CHALLENGE

<i>Nacogdoches, Texas</i>	
Stephen F. Austin	L, 74-87
<i>Cancun, Mexico</i>	
Rider	W, 60-54
Mercer	W, 82-58



- CONFERENCE TOURNAMENTS -

**OHIO VALLEY
CONFERENCE**

1953 - Louisville, Ky.
Q - Murray State L, 70-79

1954 - Louisville, Ky.
Q - Murray State W, 86-84
S - Eastern Kentucky L, 69-95

1955 - Louisville, Ky.
Q - Morehead State L, 68-123

1964 - Louisville, Ky.
Q - Western Kentucky L, 65-100

1965 - Louisville, Ky.
Q - Murray State L, 65-86

1966 - Louisville, Ky.
Q - Austin Peay W, 71-70
S - East Tennessee L, 72-86

1967 - Nashville, Tenn.
Q - Western Kentucky L, 76-91

1975 - Murfreesboro, Tenn.
S - Morehead State W, 85-68
F - Austin Peay W, 89-75

1976 - Cookeville, Tenn.
Q - Tennessee Tech W, 84-72
Bowling Green, Ky.
S - Western Kentucky L, 78-88

1977 - Clarksville, Tenn.
S - Morehead State W, 92-70
F - Austin Peay W, 77-65

1978 - Bowling Green, Ky.
S - Austin Peay L, 61-66

1979 - Richmond, Ky.
S - Eastern Kentucky L, 81-90

1981 - Bowling Green, Ky.
S - Murray State L, 60-62 (OT)

1982 - Bowling Green, Ky.
S - Murray State W, 56-54 (OT)
F - Western Kentucky W, 54-52

1985 - Murfreesboro, Tenn.
Q - Murray State W, 63-60
S - Tennessee Tech W, 54-52
F - Youngstown State W, 66-63

1986 - Murfreesboro, Tenn.
Q - Eastern Kentucky W, 88-65
Akron, Ohio
S - Murray State W, 85-81
F - Akron L, 63-68

1987 - Murfreesboro, Tenn.
S - Austin Peay L, 83-87

1988 - Murfreesboro, Tenn.
Q - Youngstown State W, 81-76
Murray, Ky.
S - Austin Peay L, 82-94

1989 - Nashville, Tenn.
S - Eastern Kentucky W, 81-64
F - Austin Peay W, 82-79

1990 - Richmond, Ky.
Q - Eastern Kentucky L, 52-65

1991 - Clarksville, Tenn.
Q - Austin Peay W, 87-83
Murray, Ky.
S - Eastern Kentucky W, 83-66
F - Murray State L, 67-79

1992 - Lexington, Ky.
Q - Morehead State L, 80-81

1994 - Nashville, Tenn.
Q - Tennessee State L, 60-61

1995 - Nashville, Tenn.
Q - Murray State L, 67-75

1996 - Nashville, Tenn.
Q - Tennessee Tech L, 69-89

1997 - Murfreesboro, Tenn.
Q - Southeast Missouri W, 89-74
Nashville, Tenn.
S - Murray State L, 48-74

1998 - Murfreesboro, Tenn.
Q - Eastern Kentucky W, 61-49
Nashville, Tenn.
S - Tennessee State L, 70-74

1999 - Murfreesboro, Tenn.
Q - Tennessee State W, 75-68
Nashville, Tenn.
S - Southeast Missouri L, 74-82

2000 - Cookeville, Tenn.
Q - Tennessee Tech W, 87-70
Nashville, Tenn.
S - Southeast Missouri L, 60-78

**SUN BELT
CONFERENCE**

2001 - Mobile, Ala.
O - New Orleans L, 61-66 (OT)

2002 - New Orleans, La.
O - South Alabama W, 48-47
Q - New Mexico State L, 48-63

2003 - Bowling Green, Ky.
Q - South Alabama W, 72-69
S - Denver W, 83-59
F - Western Kentucky L, 52-64

2004 - Bowling Green, Ky.
Q - Western Kentucky W, 76-62
S - Louisiana-Lafayette L, 59-73

2005 - Denton, Texas
O - New Mexico State W, 77-63
Q - Louisiana-Lafayette L, 57-71

2006 - Murfreesboro, Tenn.
Q - Denver L, 57-58

2007 - Troy, Ala.
O - Troy W, 72-64
Lafayette, La.
Q - South Alabama W, 63-60 (OT)
S - North Texas L, 52-59

2008 - Murfreesboro, Tenn.
O - Louisiana-Monroe W, 74-69
Mobile, Ala.
Q - Troy W, 65-59
S - South Alabama W, 82-73
F - Western Kentucky L, 57-67

2009 - Murfreesboro, Tenn.
O - Arkansas State W, 69-62
Hot Springs, Ark.
Q - North Texas L, 79-88

2010 - Hot Springs, Ark.
Q - Denver L, 58-73

2011 - Hot Springs, Ark.
Q - FIU W, 73-38
S - UALR L, 56-65

2012 - Hot Springs, Ark.
Q - Arkansas State L, 64-61

2013 - Hot Springs, Ark.
Q - Louisiana W, 81-66
S - FIU L, 57-61

CONFERENCE USA

2014 - El Paso, Texas
Q - Old Dominion W, 62-48
S - Tulsa L, 69-76



- CONFERENCE TOURNAMENTS -

2015 - Birmingham, Ala.

0 - Charlotte	W, 63-60
Q - Old Dominion	W, 59-52
S - UTEP	W, 53-50
F - UAB	L, 60-73

2016 - Birmingham, Ala.

Q - Charlotte	W, 79-61
S - Marshall	W, 99-90
F - Old Dominion	W, 55-53

2017 - Birmingham, Ala.

Q - UTSA	W, 86-70
S - UTEP	W, 82-56
F - Marshall	W, 83-72

2018 - Frisco, Texas

Q - Southern Miss	L, 68-71 (OT)
-------------------	---------------

2019 - Frisco, Texas

0 - UAB	L, 61-70
---------	----------

2021 - Frisco, Texas

0 - FIU	Canceled
2 - North Texas	L, 56-76

2022 - Frisco, Texas

Q - UTEP	W, 66-59 (OT)
S - UAB	L, 98-102 (3OT)

- 0 - Opening Round
- 2 - Second Round
- Q - Quarterfinal
- S - Semifinal
- F - Final



HISTORY/RECORDS

POSTSEASON HISTORY

Regular Season	NCAA Tournament (9)
Conference Championships (11)	1975, '77, '82, '85, '87, '89, '13, '16, '17
OVC - 1975, '78, '86, '87, '89	
SBC - 2010, '12, '13	
C-USA - 2014, '17, '18	
Tournament	National Invitation Tournament (4)
Conference Championships (7)	1986, '88, '12, '18
OVC - 1975, '77, '82, '85, '89	
C-USA - 2016, '17	
	CollegelInsider.com Tournament (2)
	2010, '15
	College Basketball Invitational (1)
	2022

- C-USA TOURNAMENT RECORDS -

POINTS

Individual

1. Giddy Potts vs. Marshall (03/11/17)	30
2. Reggie Upshaw vs. Charlotte (03/10/16)	27
3. DeAndre Dishman vs. UAB (03/11/22)	25

Team

1. vs. Marshall (03/11/16)	99
2. vs. UAB (03/11/22)	98
3. vs. UTSA (03/09/17)	86

REBOUNDS

Individual

1. Karl Gamble vs. UAB (3/13/19)	13
2. Shawn Jones vs. Old Dominion (3/13/14)	11
3. Neiko Hunter vs. Tulsa (03/14/14)	10

Team

1. vs. UAB (03/11/22)	46
t2. vs. Marshall (03/11/17)	41
t2. vs. UTEP (03/10/17)	41
t2. vs. UTEP (03/10/22)	41

FIELD GOALS MADE

Individual

1. DeAndre Dishman vs. UAB (03/11/22)	11
t2. Giddy Potts vs. Marshall (03/11/17)	10
t2. Perrin Buford vs. Charlotte (03/10/16)	10
t2. Reggie Upshaw vs. Charlotte (03/10/16)	10

Team

1. vs. UTSA (03/09/17)	33
2. vs. UAB (03/11/22)	32
3. vs. Marshall (03/11/16)	31

FIELD GOALS ATTEMPTED

Individual

1. DeAndre Dishman vs. UAB (03/11/22)	21
2. Reggie Upshaw vs. Charlotte (03/10/16)	20
t3. Giddy Potts vs. Marshall (03/11/17)	17
t3. Antonio Green vs. UAB (03/13/19)	17
t3. Donovan Sims vs. UAB (03/13/19)	17

Team

1. vs. UAB (03/11/22)	78
2. vs. Charlotte (03/11/15)	67
3. vs. UTEP (03/10/17)	61

FIELD GOAL PERCENTAGE

Individual

(minimum 5 made)

1. Perrin Buford vs. Charlotte (03/10/16)	.833 (10-12)
2. JaCorey Williams vs. Marshall (03/11/17)	.800 (8-10)
3. JaQawn Raymond vs. Marshall (03/11/16)	.750 (6-8)

Team

(minimum 20 made)

1. vs. UTSA (03/09/17)	.589 (33-56)
2. vs. Marshall (03/11/16)	.585 (31-53)
3. vs. Charlotte (03/10/16)	.547 (29-53)

3-POINT FIELD GOALS MADE

Individual

1. Donovan Sims vs. UAB (03/13/19)	6
2. JaQawn Raymond vs. Tulsa (03/14/14)	5
t3. Giddy Potts vs. UTSA (03/09/17)	4
t3. Giddy Potts vs. Old Dominion (03/12/16)	4
t3. DJ Jones vs. UTEP (03/13/15)	4

Team

1. vs. Southern Miss (03/08/18)	11
2. vs. UAB (03/13/19)	10
t3. vs. UTSA (03/09/17)	9
t3. vs. UAB (03/14/15)	9
t3. vs. UAB (03/11/22)	9

3-POINT FIELD GOALS ATTEMPTED

Individual

1. Donovan Sims vs. UAB (03/13/19)	14
2. Antonio Green vs. UAB (03/13/19)	11
t3. JaQawn Raymond vs. Tulsa (03/14/14)	9
t3. Donovan Sims vs. UAB (03/11/22)	9

Team

t1. vs. UAB (03/13/19)	30
t1. vs. UAB (03/11/22)	30
3. vs. UTEP (03/13/15)	22

3-POINT FIELD GOAL PERCENTAGE

Individual

(minimum 3 made)

1. Giddy Potts vs. Southern Miss (03/08/18)	1.000 (4-4)
2. Marcus Tarrance vs. UAB (03/14/15)	1.000 (3-3)
3. Giddy Potts vs. Old Dominion (03/12/16)	.800 (4-5)

Team

(minimum 6 made)

1. vs. Southern Miss (03/08/18)	.550 (11-20)
2. vs. UTSA (03/09/17)	.529 (9-17)
3. vs. Marshall (03/11/16)	.462 (6-13)



- C-USA TOURNAMENT RECORDS -

FREE THROWS MADE

Individual

1. Perrin Buford vs. Marshall (03/11/16)	9
2. Donovan Sims vs. UAB (03/11/22)	8
t3. Giddy Potts vs. Marshall (03/11/17)	7
t3. Reggie Upshaw vs. Charlotte (03/10/16)	7
t3. Perrin Buford vs. Old Dominion (03/12/15)	7
t3. JaQawn Raymond vs. Old Dominion (03/12/15)	7

Team

1. vs. Marshall (03/11/16)	31
2. vs. UAB (03/11/22)	25
3. vs. Old Dominion (03/12/15)	22

FREE THROWS ATTEMPTED

Individual

1. Reggie Upshaw vs. Charlotte (03/10/16)	13
t2. Perrin Buford vs. Marshall (03/11/16)	11
t2. Perrin Buford vs. Old Dominion (03/12/15)	11

Team

1. vs. UAB (03/11/22)	32
2. vs. Marshall (03/11/16)	31
3. vs. Old Dominion (03/12/15)	30

FREE THROW PERCENTAGE

Individual

(minimum 5 made)

t1. Jalen Jordan vs. North Texas (03/10/21)	1.000 (6-6)
t1. DJ Jones vs. UAB (03/14/15)	1.000 (5-5)
t1. Giddy Potts vs. Charlotte (03/10/16)	1.000 (5-5)
t1. Giddy Potts vs. Marshall (03/11/16)	1.000 (5-5)
t1. Eli Lawrence vs. UAB (03/11/22)	1.000 (5-5)

Team

(minimum 10 made)

1. vs. UAB (03/11/22)	.781 (25-32)
2. vs. UTEP (03/10/17)	.769 (20-26)
3. vs. North Texas (03/10/21)	.762 (16-21)

ASSISTS

Individual

t1. Tyrik Dixon vs. UTSA (03/09/17)	7
t1. Antonio Green vs. UAB (03/13/19)	7
t3. Tyrik Dixon vs. UTEP (03/10/17)	5
t3. Aldonis Foote vs. UTSA (03/09/17)	5
t3. Perrin Buford vs. Marshall (03/11/16)	5

Team

1. vs. UTSA (03/09/17)	20
t2. vs. UTEP (03/10/17)	16
t2. vs. Marshall (03/11/16)	16

STEALS

Individual

1. Giddy Potts vs. UTEP (03/10/17)	5
t2. Tyrik Dixon vs. UTEP (03/10/17)	3
t2. Giddy Potts vs. Marshall (03/11/16)	3
t2. Reggie Upshaw vs. Charlotte (03/10/16)	3
t2. DJ Jones vs. Charlotte (03/11/15)	3
t2. Eli Lawrence vs. UTEP (03/10/22)	3

Team

1. vs. UTEP (03/10/17)	12
2. vs. Charlotte (03/11/15)	11
3. vs. Charlotte (03/10/16)	9

BLOCKS

Individual

1. Teafale Lenard vs. UAB (03/11/22)	4
t2. Reggie Upshaw vs. Charlotte (03/10/16)	3
t2. Perrin Buford vs. UTEP (03/13/15)	3
t2. Jacquez Rozier vs. Tulsa (03/14/14)	3

Team

1. vs. Old Dominion (03/13/14)	8
t2. vs. Charlotte (03/10/16)	7
t2. vs. UAB (03/11/22)	7

MOST TURNOVERS

Individual

1. Tweety Knight vs. Tulsa (03/14/14)	7
t2. Tweety Knight vs. Old Dominion (03/13/14)	6
t2. Antonio Green vs. UAB (03/13/19)	6

Team

1. vs. Tulsa (03/14/14)	21
t2. vs. Southern Miss (03/08/18)	17
t2. vs. Charlotte (03/10/16)	17

FEWEST TURNOVERS

Team

1. vs. Charlotte (03/11/15)	4
2. vs. UTSA (03/09/17)	7
3. vs. UTEP (03/13/15)	8

MINUTES PLAYED

Individual

1. Donovan Sims vs. UAB (03/11/22)	48
2. DeAndre Dishman vs. UAB (03/11/22)	47
3. Eli Lawrence vs. UAB (03/11/22)	44



- POSTSEASON TOURNAMENTS -

**BLUE
RAIDER**

BASKETBALL

Date	Tourn. (Seed)	Round	Location	Opponent (Seed)	Result	Leading Scorer	Leading Rebounder
03/15/75	NCAA (-)	1st	Lexington, Ky.	Oregon State (-)	L, 67-78	G. Sorrell (23)	G. Sorrell (17)
03/13/77	NCAA (-)	1st	Baton Rouge, La.	Detroit (-)	L, 76-93	B. Martin (28)	G. Joyner (15)
03/11/82	NCAA (-)	1st	Nashville, Tenn.	Kentucky (-)	W, 50-44	R. Campbell (19)	J. Beck (10)
03/13/82	NCAA (-)	2nd	Nashville, Tenn.	Louisville (-)	L, 56-81	J. Beck (22)	J. Beck (6)
03/14/85	NCAA (-)	1st	Notre Dame, Ind.	North Carolina (-)	L, 57-76	L. Thompson (20)	L. Thompson (8)
03/13/86	NIT (-)	1st	Clemson, S.C.	Clemson (-)	L, 81-99	K. Cooksey (25)	K. Hammonds (6)
03/12/87	NCAA (-)	1st	Charlotte, N.C.	Notre Dame (-)	L, 71-84	D. Rainey (22)	D. Washington (9)
03/18/88	NIT (-)	1st	Murfreesboro, Tenn.	Tennessee (-)	W, 85-80	C. Rainey (20)	R. Henry (9)
03/22/88	NIT (-)	2nd	Murfreesboro, Tenn.	Georgia (-)	W, 69-59	T. Baynham (24)	D. Rainey (9)
03/26/88	NIT (-)	3rd	Murfreesboro, Tenn.	Boston College (-)	L, 69-78	R. Henry (34)	R. Henry/D. Rainey (12)
03/16/89	NCAA (-)	1st	Nashville, Tenn.	Florida State (-)	W, 97-83	R. Henry/M. Buck (26)	K. Hammonds (13)
03/18/89	NCAA (-)	2nd	Nashville, Tenn.	Virginia (-)	L, 88-104	R. Henry/C. Rainey (23)	K. Hammonds (15)
03/17/10	CIT (-)	1st	Springfield, Mo.	Missouri State (-)	L, 79-87	D. Yates (30)	M. Haddock (6)
03/13/12	NIT (4)	1st	Murfreesboro, Tenn.	Marshall (5)	W, 86-78	L. Dendy (18)	L. Dendy (13)
03/19/12	NIT (4)	2nd	Knoxville, Tenn.	Tennessee (1)	W, 71-64	B. Massey (20)	B. Massey (10)
03/21/12	NIT (4)	3rd	Murfreesboro, Tenn.	Minnesota (6)	L, 72-78	M. Knight (19)	M. Knight (9)
03/19/13	NCAA (11)	First Four	Dayton, Ohio	Saint Mary's (11)	L, 54-67	M. Knight (16)	M. Knight (6)
03/18/15	CIT (-)	1st	Murfreesboro, Tenn.	Kent State (-)	L, 56-68	P. Buford/J. Rozier (10)	R. Upshaw/J. Rozier (8)
03/18/16	NCAA (15)	1st	St. Louis, Mo.	Michigan State (2)	W, 90-81	R. Upshaw (21)	P. Buford (7)
03/20/16	NCAA (15)	2nd	St. Louis, Mo.	Syracuse (10)	L, 50-75	D. Harris (11)	R. Upshaw (8)
03/16/17	NCAA (12)	1st	Milwaukee, Wis.	Minnesota (5)	W, 81-72	R. Upshaw (19)	R. Upshaw (9)
03/18/17	NCAA (12)	2nd	Milwaukee, Wis.	Butler (4)	L, 65-74	J. Williams (20)	J. Williams (9)
03/13/18	NIT (3)	1st	Murfreesboro, Tenn.	Vermont (6)	W, 91-64	G. Potts (25)	N. King (12)
03/18/18	NIT (3)	2nd	Louisville, Ky.	Louisville (2)	L, 68-84	N. King (24)	N. King (6)
03/19/22	CBI (2)	1st	Daytona Beach, Fla.	Cal. Baptist (15)	W, 64-58	Dishman (17)	Dishman (6)
03/21/22	CBI (2)	2nd	Daytona Beach, Fla.	Boston U. (10)	W, 76-46	Lenard (14)	Dishman/Sims (6)
03/22/22	CBI (2)	Semifinal	Daytona Beach, Fla.	Abilene Christian (6)	W, 85-69	Lawrence/Sims (17)	Three tied (4)
03/23/22	CBI (2)	Final	Daytona Beach, Fla.	UNCW (9)	L, 90-96 (2OT)	Sims (27)	Sims/Lawrence (8)



Reggie Upshaw's iconic dunk to seal Middle Tennessee's NCAA First Round win against No. 2 Michigan State in 2016

HISTORY/RECORDS



- NCAA TOURNAMENT RECORDS -

POINTS

Individual

1. Bob Martin vs. Detroit (03/13/77)	28
t2. Mike Buck vs. Florida State (03/16/89)	26
t2. Randy Henry vs. Florida State (03/16/89)	26

Team

1. vs. Florida State (03/16/89)	97
2. vs. Michigan State (03/18/16)	90
3. vs. Virginia (03/18/89)	88

REBOUNDS

Individual

1. George Sorrell vs. Oregon State (03/15/75)	17
2. Kerry Hammonds vs. Virginia (03/18/89)	15
3. Greg Joyner vs. Detroit (03/13/77)	15

Team

1. vs. Oregon State (03/15/75)	44
2. vs. Detroit (03/13/77)	42
3. vs. Florida State (03/16/89)	38

FIELD GOALS MADE

Individual

1. Bob Martin vs. Detroit (03/13/77)	13
2. Randy Henry vs. Florida State (03/16/89)	12
t3. Lonnie Thompson vs. North Carolina (03/14/85)	10
t3. George Sorrell vs. Oregon State (03/15/75)	10

Team

1. vs. Florida State (03/16/89)	36
2. vs. Michigan State (03/18/16)	33
3. vs. Detroit (03/13/77)	33

FIELD GOALS ATTEMPTED

Individual

1. Bob Martin vs. Detroit (03/13/77)	23
2. Kim Cooksey vs. North Carolina (03/14/85)	22
t3. Randy Henry vs. Virginia (03/18/89)	20
t3. George Sorrell vs. Oregon State (03/15/75)	20

Team

1. vs. Detroit (03/13/77)	79
t2. vs. Florida State (03/16/89)	70
t2. vs. North Carolina (03/14/85)	70

FIELD GOAL PERCENTAGE

Individual

(minimum 5 made)

1. Mike Buck vs. Florida State (03/16/89)	1.000 (7-7)
2. Brandon Walters vs. Minnesota (03/16/17)	.833 (5-6)
3. Gerald Harris vs. Virginia (03/18/89)	.714 (5-7)

Team

(minimum 20 made)

1. vs. Michigan State (03/18/16)	.559 (33-59)
2. vs. Florida State (03/16/89)	.514 (36-70)
3. vs. Minnesota (03/16/17)	.483 (28-58)

3-POINT FIELD GOALS MADE

Individual

1. Mike Buck vs. Florida State (03/16/89)	6
t2. Giddy Potts vs. Syracuse (03/20/16)	3
t2. JaQawn Raymond vs. Syracuse (03/20/16)	3
t2. Darnell Harris vs. Michigan State (03/18/16)	3
t2. Giddy Potts vs. Michigan State (03/18/16)	3
t2. Reggie Upshaw vs. Michigan State (03/18/16)	3
t2. Chris Rainey vs. Virginia (03/18/89)	3

Team

1. vs. Michigan State (03/18/16)	11
2. vs. Florida State (03/16/89)	9
3. vs. Syracuse (03/20/16)	8

3-POINT FIELD GOALS ATTEMPTED

Individual

t1. Reggie Upshaw vs. Butler (03/18/17)	6
t1. Giddy Potts vs. Minnesota (03/16/17)	6
t1. Giddy Potts vs. Syracuse (03/20/16)	6
t1. Reggie Upshaw vs. Michigan State (03/18/16)	6
t1. Mike Buck vs. Florida State (03/16/89)	6

Team

1. vs. Syracuse (03/20/16)	24
t2. vs. Butler (03/18/17)	19
t2. vs. Michigan State (03/18/16)	19

3-POINT FIELD GOAL PERCENTAGE

Individual

(minimum 3 made)

1. Mike Buck vs. Florida State (03/16/89)	1.000 (6-6)
t2. JaQawn Raymond vs. Syracuse (03/20/16)	.600 (3-5)
t2. Darnell Harris vs. Michigan State (03/18/16)	.600 (3-5)
t2. Giddy Potts vs. Michigan State (03/18/16)	.600 (3-5)
t2. Chris Rainey vs. Virginia (03/18/89)	.600 (3-5)

Team

(minimum 6 made)

1. vs. Michigan State (03/18/16)	.579 (11-19)
2. vs. Minnesota (03/16/17)	.538 (7-13)
3. vs. Florida State (03/16/89)	.500 (9-18)



- NCAA TOURNAMENT RECORDS -

FREE THROWS MADE

Individual

1. Jerry Beck vs. Louisville (03/13/82)	10
2. Greg Joyner vs. Detroit (03/13/77)	7
3. Six tied	6

Team

t1. vs. Minnesota (03/16/17)	18
t1. vs. Virginia (03/18/89)	18
3. vs. Florida State (03/16/89)	16

FREE THROWS ATTEMPTED

Individual

1. Jerry Beck vs. Louisville (03/13/82)	11
t2. JaCorey Williams vs. Minnesota (03/16/17)	9
t2. Jerry Beck vs. Kentucky (03/11/82)	9
t2. Bob Martin vs. Oregon State (03/15/75)	9

Team

1. vs. Minnesota (03/16/17)	27
2. vs. Oregon State (03/18/89)	25
3. vs. Michigan State (03/18/16)	21

FREE THROW PERCENTAGE

Individual

	(minimum 5 made)
1. Mike Buck vs. Florida State (03/16/89)	1.000 (6-6)
2. Brandon Walters vs. Butler (03/18/17)	1.000 (5-5)
3. Jerry Beck vs. Louisville (03/13/82)	.909 (10-11)

Team

	(minimum 10 made)
1. vs. Virginia (03/18/89)	.900 (18-20)
2. vs. Florida State (03/16/89)	.842 (16-19)
3. vs. Louisville (03/13/82)	.800 (12-15)

ASSISTS

Individual

t1. Gerald Harris vs. Florida State (03/16/89)	7
t1. Duane Washington vs. Notre Dame (03/12/87)	7
t3. Antwain Johnson vs. Butler (03/18/17)	6
t3. Perrin Buford vs. Michigan State (03/18/16)	6
t3. Marcos Knight vs. Saint Mary's (03/19/13)	6
t3. Greg Joyner vs. Detroit (03/13/77)	6
t3. Bob Martin vs. Detroit (03/13/77)	6

Team

1. vs. Detroit (03/13/77)	24
t2. vs. Minnesota (03/16/17)	19
t2. vs. Florida State (03/16/89)	19

STEALS

Individual

t1. Kerry Hammonds vs. Florida State (03/16/89)	4
t1. James Johnson vs. North Carolina (03/14/85)	4
t1. Tim Sisneros vs. Oregon State (03/15/75)	4

Team

1. vs. Oregon State (03/15/75)	12
2. vs. Florida State (03/16/89)	9
3. vs. North Carolina (03/14/85)	8

BLOCKS

Individual

1. Buck Hailey vs. Kentucky (03/11/82)	5
t2. Lewis Mack vs. Detroit (03/13/77)	4
t2. George Sorrell vs. Oregon State (03/15/75)	4

Team

1. vs. Kentucky (03/11/82)	8
2. vs. Oregon State (03/15/75)	7
3. vs. Michigan State (03/18/16)	5

MOST TURNOVERS

Individual

1. Lewis Mack vs. Detroit (03/13/77)	10
2. Rick Campbell vs. Louisville (03/13/82)	8
3. Jimmy Martin vs. Oregon State (03/15/75)	6

Team

1. vs. Oregon State (03/15/75)	31
2. vs. Louisville (03/13/82)	26
3. vs. Detroit (03/13/77)	22

FEWEST TURNOVERS

Team

t1. vs. Minnesota (03/16/17)	8
t1. vs. Virginia (03/18/89)	8
3. vs. Saint Mary's (03/19/13)	9

MINUTES PLAYED

Individual

t1. Jerry Beck vs. Kentucky (03/11/82)	40
t1. Edward Perry vs. Kentucky (03/11/82)	40
t1. Greg Joyner vs. Detroit (03/13/77)	40
t1. Bob Martin vs. Detroit (03/13/77)	40
t1. George Sorrell vs. Oregon State (03/15/75)	40



- NIT RECORDS -

POINTS

Individual

1. Randy Henry vs. Boston College (03/26/88)	34
t2. Giddy Potts vs. Vermont (03/13/18)	25
t2. Kim Cooksey vs. Clemson (03/13/86)	25

Team

1. vs. Vermont (03/13/18)	91
2. vs. Marshall (03/21/12)	86
3. vs. Tennessee (03/18/88)	85

REBOUNDS

Individual

1. LaRon Dendy vs. Marshall (03/21/12)	13
t2. Nick King vs. Vermont (03/13/18)	12
t2. Randy Henry vs. Boston College (03/26/88)	12
t2. Dwayne Rainey vs. Boston College (03/26/88)	12
t2. Randy Henry vs. Georgia (03/22/88)	12

Team

1. vs. Boston College (03/26/88)	47
t2. vs. Georgia (03/22/88)	46
t2. vs. Tennessee (03/18/88)	46

FIELD GOALS MADE

Individual

1. Randy Henry vs. Boston College (03/26/88)	15
2. Tyrus Baynham vs. Georgia (03/22/88)	11
t3. Nick King vs. Louisville (13/18/18)	9
t3. Giddy Potts vs. Vermont (03/13/18)	9
t3. Kim Cooksey vs. Clemson (03/13/86)	9

Team

1. vs. Vermont (03/13/18)	38
2. vs. Clemson (03/13/86)	34
3. vs. Marshall (03/21/12)	32

FIELD GOALS ATTEMPTED

Individual

1. Randy Henry vs. Boston College (03/26/88)	26
2. Kim Cooksey vs. Clemson (03/13/86)	20
3. Nick King vs. Louisville (03/18/18)	18

Team

1. vs. Clemson (03/13/86)	76
2. vs. Boston College (03/26/88)	74
3. vs. Marshall (03/21/12)	61

FIELD GOAL PERCENTAGE

Individual

(minimum 5 made)

1. Brandon Walters vs. Louisville (03/18/18)	1.000 (6-6)
2. Antwain Johnson vs. Vermont (03/13/18)	.857 (6-7)
3. JT Sulton vs. Marshall (03/21/12)	.833 (5-6)

Team

(minimum 20 made)

1. vs. Vermont (03/13/18)	.633 (38-60)
2. vs. Marshall (03/21/12)	.525 (32-61)
3. vs. Louisville (03/18/18)	.510 (26-51)

3-POINT FIELD GOALS MADE

Individual

1. Giddy Potts vs. Vermont (03/13/18)	6
t2. Chris Rainey vs. Tennessee (03/18/88)	3
t2. Raymond Cintron vs. Minnesota (03/21/12)	3

Team

1. vs. Vermont (03/13/18)	10
2. vs. Louisville (03/18/18)	5
t3. vs. Minnesota (03/21/12)	4
t3. vs. Marshall (03/21/12)	4

3-POINT FIELD GOALS ATTEMPTED

Individual

1. Giddy Potts vs. Vermont (03/13/18)	11
2. Chris Rainey vs. Boston College (03/26/88)	10
3. Giddy Potts vs. Louisville (03/18/18)	7

Team

1. vs. Vermont (03/13/18)	21
t2. vs. Boston College (03/26/88)	15
t2. vs. Louisville (03/18/18)	15

3-POINT FIELD GOAL PERCENTAGE

Individual

(minimum 3 made)

1. Chris Rainey vs. Tennessee (03/18/88)	.750 (3-4)
2. Raymond Cintron vs. Minnesota (03/21/12)	.600 (3-5)
3. Giddy Potts vs. Vermont (03/13/18)	.545 (6-11)

Team

(minimum 6 made)

1. vs. Vermont (03/13/18)	.476 (10-21)
---------------------------	--------------



- NIT RECORDS -

FREE THROWS MADE

Individual

1. Gerald Harris vs. Tennessee (03/18/88)	9
2. Bruce Massey vs. Tennessee (03/19/12)	8
3. Kim Cooksey vs. Clemson (03/13/86)	7

Team

1. vs. Tennessee (03/18/88)	26
2. vs. Tennessee (03/19/12)	20
3. vs. Minnesota (03/21/12)	18
vs. Marshall (03/13/12)	18

FREE THROWS ATTEMPTED

Individual

t1. LaRon Dendy vs. Marshall (03/13/12)	11
t1. Gerald Harris vs. Tennessee (03/18/88)	11
3. Bruce Massey vs. Tennessee (03/19/12)	9

Team

t1. vs. Marshall (03/13/12)	31
t1. vs. Tennessee (03/18/88)	31
3. vs. Tennessee (03/19/12)	28

FREE THROW PERCENTAGE

Individual

	(minimum 5 made)
1. Kim Cooksey vs. Clemson (03/13/86)	1.000 (7-7)
2. Bruce Massey vs. Tennessee (03/19/12)	.889 (8-9)
3. Chris Rainey vs. Tennessee (03/18/88)	.833 (5-6)

Team

	(minimum 10 made)
1. vs. Tennessee (03/18/88)	.839 (26-31)
2. vs. Minnesota (03/21/12)	.750 (18-24)
3. vs. Tennessee (03/19/12)	.714 (20-28)

ASSISTS

Individual

1. Gerald Harris vs. Georgia (03/22/88)	9
2. Jimmy Oden vs. Marshall (03/13/12)	8
3. Bruce Massey vs. Marshall (03/13/12)	7

Team

1. vs. Marshall (03/13/12)	23
2. vs. Vermont (03/13/18)	21
3. vs. Georgia (03/22/88)	19

STEALS

Individual

1. Marcos Knight vs. Minnesota (03/21/12)	4
t2. Bruce Massey vs. Tennessee (03/19/12)	3
t2. Gerald Harris vs. Tennessee (03/18/88)	3
t2. Duane Washington vs. Clemson (03/13/86)	3

Team

t1. vs. Minnesota (03/21/12)	7
t1. vs. Tennessee (03/18/88)	7
t3. vs. Vermont (03/13/18)	6
t3. vs. Marshall (03/13/18)	6
t3. vs. Clemson (03/13/86)	6

BLOCKS

Individual

1. Brandon Walters vs. Vermont (03/13/18)	4
2. Shawn Jones vs. Minnesota (03/21/12)	3
t3. Chris Ingram vs. Boston College (03/26/88)	2
t3. Chris Ingram vs. Georgia (03/22/88)	2

Team

t1. vs. Vermont (03/13/18)	5
t1. vs. Minnesota (03/21/12)	5
3. vs. Georgia (03/22/88)	4

MOST TURNOVERS

Individual

1. Bruce Massey vs. Tennessee (03/19/12)	7
t2. Nick King vs. Vermont (03/13/18)	5
t2. Gerald Harris vs. Georgia (03/22/88)	5

Team

t1. vs. Minnesota (03/21/12)	17
t1. vs. Tennessee (03/19/12)	17
3. vs. Louisville (03/18/18)	15

FEWEST TURNOVERS

Team

1. vs. Boston College (03/26/88)	7
2. vs. Marshall (03/13/12)	9
3. vs. Georgia (03/22/88)	12

MINUTES PLAYED

Individual

t1. Randy Henry vs. Boston College (03/26/88)	40
t1. Kim Cooksey vs. Clemson (03/13/86)	40
t3. Tyrus Baynham vs. Boston College (03/26/88)	39
t3. Tyrus Baynham vs. Tennessee (03/18/88)	39



- CIT RECORDS -

POINTS

Individual

1. Desmond Yates vs. Missouri State (03/17/10)	30
2. Montarrio Haddock vs. Missouri State (03/17/10)	16
3. James Washington vs. Missouri State (03/17/10)	13

Team

1. vs. Missouri State (03/17/10)	79
2. vs. Kent State (03/18/15)	56

REBOUNDS

Individual

t1. Jacques Rozier vs. Kent State (03/18/15)	8
t1. Reggie Upshaw vs. Kent State (03/18/15)	8
t3. Perrin Buford vs. Kent State (03/18/15)	6
t3. Montarrio Haddock vs. Missouri State (03/17/10)	6

Team

1. vs. Kent State (03/18/15)	34
2. vs. Missouri State (03/17/10)	24

FIELD GOALS MADE

Individual

1. Desmond Yates vs. Missouri State (03/17/10)	12
2. Montarrio Haddock vs. Missouri State (03/17/10)	7
t3. Perrin Buford vs. Kent State (03/18/15)	4
t3. James Washington vs. Missouri State (03/17/10)	4

Team

1. vs. Missouri State (03/17/10)	30
2. vs. Kent State (03/18/15)	17

FIELD GOALS ATTEMPTED

Individual

1. Desmond Yates vs. Missouri State (03/17/10)	15
t2. Montarrio Haddock vs. Missouri State (03/17/10)	10
t2. James Washington vs. Missouri State (03/17/10)	10

Team

1. vs. Missouri State (03/17/10)	56
2. vs. Kent State (03/18/15)	47

FIELD GOAL PERCENTAGE

Individual	(minimum 5 made)
1. Desmond Yates vs. Missouri State (03/17/10)	.800 (12-15)
2. Montarrio Haddock vs. Missouri State (03/17/10)	.700 (7-10)

Team	(minimum 20 made)
1. vs. Missouri State (03/17/10)	.536 (30-56)
2. vs. Kent State (03/18/15)	.362 (17-47)

3-POINT FIELD GOALS MADE

Individual

t1. James Washington vs. Missouri State (03/17/10)	4
t1. Desmond Yates vs. Missouri State (03/17/10)	4
t3. JaQawn Raymond vs. Kent State (03/18/15)	2
t3. Marcus Tarrance vs. Kent State (03/18/15)	2
t3. Montarrio Haddock vs. Missouri State (03/17/10)	2

Team

1. vs. Missouri State (03/17/10)	11
2. vs. Kent State (03/18/15)	8

3-POINT FIELD GOALS ATTEMPTED

Individual

1. James Washington vs. Missouri State (03/17/10)	7
t2. JaQawn Raymond vs. Kent State (03/18/15)	5
t2. Desmond Yates vs. Missouri State (03/17/10)	5

Team

1. vs. Kent State (03/18/15)	20
2. vs. Missouri State (03/17/10)	19

3-POINT FIELD GOAL PERCENTAGE

Individual

	(minimum 3 made)
1. Desmond Yates vs. Missouri State (03/17/10)	.800 (4-5)
2. James Washington vs. Missouri State (03/17/10)	.571 (4-7)

Team

	(minimum 6 made)
1. vs. Missouri State (03/17/10)	.579 (11-19)
2. vs. Kent State (03/18/15)	.400 (8-20)

FREE THROWS MADE

Individual

1. Jacques Rozier vs. Kent State (03/18/15)	4
2. DJ Jones vs. Kent State (03/18/15)	3
t3. Darnell Harris vs. Kent State (03/18/15)	2
t3. Josh Phillips vs. Kent State (03/18/15)	2
t3. James Gallman vs. Missouri State (03/17/10)	2
t3. Calvin O'Neil vs. Missouri State (03/17/10)	2
t3. Desmond Yates vs. Missouri State (03/17/10)	2

Team

1. vs. Kent State (03/18/15)	14
2. vs. Missouri State (03/17/10)	8



- CIT RECORDS -

FREE THROWS ATTEMPTED

Individual

1. Jacquez Rozier vs. Kent State (03/18/15)	6
2. Darnell Harris vs. Kent State (03/18/15)	5
t3. DJ Jones vs. Kent State (03/18/15)	4
t3. Edward Simpson vs. Kent State (03/18/15)	4

Team

1. vs. Kent State (03/18/15)	25
2. vs. Missouri State (03/17/10)	11

FREE THROW PERCENTAGE

Individual

(minimum 4 made)

1. Jacquez Rozier vs. Kent State (03/18/15)	.667 (4-6)
---	------------

Team

(minimum 10 made)

1. vs. Kent State (03/18/15)	.560 (14-25)
------------------------------	--------------

ASSISTS

Individual

t1. Calvin O'Neil vs. Missouri State (03/17/10)	4
t1. James Washington vs. Missouri State (03/17/10)	4
t3. Reggie Upshaw vs. Kent State (03/18/15)	3
t3. Montarrío Haddock vs. Missouri State (03/17/10)	3

Team

1. vs. Missouri State (03/17/10)	15
2. vs. Kent State (03/18/15)	7

STEALS

Individual

1. DJ Jones vs. Kent State (03/18/15)	2
t2. Rod Emanuel vs. Missouri State (03/17/10)	1
t2. James Gallman vs. Missouri State (03/17/10)	1
t2. Montarrío Haddock vs. Missouri State (03/17/10)	1
t2. James Washington vs. Missouri State (03/17/10)	1

Team

1. vs. Missouri State (03/17/10)	4
2. vs. Kent State (03/18/15)	2

BLOCKS

Individual

1. Jacquez Rozier vs. Kent State (03/18/15)	3
t2. Darnell Harris vs. Kent State (03/18/15)	1
t2. JaQawn Raymond vs. Kent State (03/18/15)	1
t2. Reggie Upshaw vs. Kent State (03/18/15)	1
t2. Trevor Ottley vs. Kent State (03/18/15)	1

Team

1. vs. Kent State (03/18/15)	6
2. vs. Missouri State (03/17/10)	1

MOST TURNOVERS

Individual

1. James Washington vs. Missouri State (03/17/10)	5
t2. JaQawn Raymond vs. Kent State (03/18/15)	4
t2. Reggie Upshaw vs. Kent State (03/18/15)	4

Team

1. vs. Missouri State (03/17/10)	12
2. vs. Kent State (03/18/15)	11

FEWEST TURNOVERS

Team

1. vs. Kent State (03/18/15)	11
2. vs. Missouri State (03/17/10)	12

MINUTES PLAYED

Individual

1. Calvin O'Neil vs. Missouri State (03/17/10)	35
t2. Montarrío Haddock vs. Missouri State (03/17/10)	34
t2. James Washington vs. Missouri State (03/17/10)	34





- CBI RECORDS -

POINTS

Individual

1.	Donovan Sims vs. UNC Wilmington (03/23/22)	27
t2.	DeAndre Dishman vs. California Baptist (03/19/22)	17
t2.	Eli Lawrence vs. Abilene Christian (03/22/22)	17
t2.	Donovan Sims vs. Abilene Christian (03/22/22)	17
t2.	DeAndre Dishman vs. UNC Wilmington (03/23/22)	17

Team

1.	vs. UNC Wilmington (03/23/22)	90
2.	vs. Abilene Christian (03/22/22)	85

REBOUNDS

Individual

t1.	Donovan Sims vs. UNC Wilmington (03/23/22)	8
t1.	Eli Lawrence vs. UNC Wilmington (03/23/22)	8
3.	Camryn Weston vs. UNC Wilmington (03/23/22)	7

Team

1.	vs. UNC Wilmington (03/23/22)	52
2.	vs. California Baptist (03/19/22)	34

FIELD GOALS MADE

Individual

1.	DeAndre Dishman vs. UNC Wilmington (03/23/22)	7
t2.	Donovan Sims vs. Boston U (03/21/22)	6
t2.	DeAndre Dishman vs. Boston U (03/21/22)	6
t2.	Donovan Sims vs. Abilene Christian (03/22/22)	6

Team

t1.	vs. Boston U (03/21/22)	30
t1.	vs. Abilene Christian (03/22/22)	30
t1.	vs. UNC Wilmington (03/23/22)	30

FIELD GOALS ATTEMPTED

Individual

1.	Donovan Sims vs. UNC Wilmington (03/23/22)	17
2.	Donovan Sims vs. Boston U (03/21/22)	12
3.	DeAndre Dishman vs. Boston U (03/21/22)	11

Team

1.	vs. UNC Wilmington (03/23/22)	65
2.	vs. Boston U (03/21/22)	54

FIELD GOAL PERCENTAGE

Individual (minimum 5 made)

1.	DeAndre Dishman vs. UNC Wilmington (03/23/22)	.700 (7-10)
2.	Donovan Sims vs. Abilene Christian (03/22/22)	.600 (6-10)

Team (minimum 20 made)

1.	vs. Boston U (03/21/22)	.566 (30-54)
2.	vs. Abilene Christian (03/22/22)	.556 (30-53)

3-POINT FIELD GOALS MADE

Individual

t1.	Teafale Lenard vs. Boston U (03/21/22)	3
t1.	Elias King vs. Boston U (03/21/22)	3
t1.	Donovan Sims vs. Abilene Christian (03/22/22)	3
t1.	Donovan Sims vs. UNCW (03/23/22)	3

Team

t1.	vs. Boston U (03/21/22)	10
t1.	vs. Abilene Christian (03/22/22)	10

3-POINT FIELD GOALS ATTEMPTED

Individual

1.	Donovan Sims vs. UNCW (03/23/22)	9
t2.	Donovan Sims vs. Abilene Christian (03/22/22)	6
t2.	Eli Lawrence vs. Abilene Christian (03/22/22)	6

Team

1.	vs. UNCW (03/23/22)	28
2.	vs. Boston U (03/21/22)	24

3-POINT FIELD GOAL PERCENTAGE

Individual (minimum 3 made)

t1.	Teafale Lenard vs. Boston U (03/21/22)	.600 (3-5)
t1.	Elias King vs. Boston U (03/21/22)	.600 (3-5)

Team (minimum 6 made)

1.	vs. Abilene Christian (03/22/22)	.455 (10-22)
2.	vs. Boston U (03/21/22)	.417 (10-24)

FREE THROWS MADE

Individual

1.	Donovan Sims vs. UNCW (03/23/22)	14
2.	DeAndre Dishman vs. California Baptist (03/19/22)	7
t3.	Eli Lawrence vs. Abilene Christian (03/22/22)	5
t3.	Camryn Weston vs. Abilene Christian (03/22/22)	5

Team

1.	vs. UNCW (03/23/22)	34
2.	vs. California Baptist (03/19/22)	20

FREE THROWS ATTEMPTED

Individual

1.	Donovan Sims vs. UNCW (03/23/22)	16
2.	DeAndre Dishman vs. California Baptist (03/19/22)	9
3.	Tyler Millin vs. UNCW (03/23/22)	8

Team

1.	vs. UNCW (03/23/22)	46
t2.	vs. California Baptist (03/19/22)	23
t2.	vs. Abilene Christian (03/22/22)	23



FREE THROW PERCENTAGE

Individual (minimum 4 made)
1. Christian Fussell vs. California Baptist (03/19/22) 1.000 (4-4)

Team (minimum 10 made)
1. vs. California Baptist (03/19/22) .870 (20-23)

ASSISTS

Individual
1. Camryn Weston vs. Abilene Christian (03/22/22) 9
2. Donovan Sims vs. Boston U (03/21/22) 6
3. Donovan Sims vs. Abilene Christian (03/22/22) 5

Team
1. vs. Abilene Christian (03/22/22) 19
2. vs. Boston U (03/21/22) 12

STEALS

Individual
1. Camryn Weston vs. Abilene Christian (03/22/22) 5
t2. Camryn Weston vs. California Baptist (03/19/22) 3
t2. Donovan Sims vs. Boston U (03/21/22) 3

Team
1. vs. Abilene Christian (03/22/22) 11
2. vs. Boston U (03/21/22) 9

BLOCKS

Individual
t1. Teafale Lenard vs. Boston U (03/21/22) 4
t1. Teafale Lenard vs. UNC Wilmington (03/23/22) 4
t3. Several tied 1

Team
1. vs. UNC Wilmington (03/23/22) 6
2. vs. Boston U (03/21/22) 5

MOST TURNOVERS

Individual
t1. DeAndre Dishman vs. California Baptist (03/19/22) 4
t1. DeAndre Dishman vs. Abilene Christian (03/22/22) 4
t1. Camryn Weston vs. UNC Wilmington (03/23/22) 4

Team
t1. vs. California Baptist (03/19/22) 12
t1. vs. Abilene Christian (03/22/22) 12

FEWEST TURNOVERS

Team
1. vs. Boston U (03/21/22) 7
2. vs. UNC Wilmington (03/23/22) 10

MINUTES PLAYED

Individual
1. Donovan Sims vs. UNC Wilmington (03/23/22) 48
2. Teafale Lenard vs. UNC Wilmington (03/23/22) 38
3. Eli Lawrence vs. UNC Wilmington (03/23/22) 34





- HONORS & AWARDS -

USA TODAY ALL-AMERICA THIRD TEAM

Nick King 2018

KARL MALONE AWARD FINALIST

Nick King 2018

C-USA PLAYER OF THE YEAR

Shawn Jones 2014

JaCorey Williams 2017

Nick King 2018

C-USA NEWCOMER OF THE YEAR

JaCorey Williams 2017

Nick King 2018

Antonio Green 2019

FIRST TEAM ALL-C-USA

Shawn Jones 2014

JaCorey Williams 2017

Nick King 2018

SECOND TEAM ALL-C-USA

Reggie Upshaw 2016

Reggie Upshaw 2017

Giddy Potts 2018

Josh Jefferson 2022

THIRD TEAM ALL-C-USA

Giddy Potts 2016

Giddy Potts 2017

Antonio Green 2019

HONORABLE MENTION ALL-C-USA

Donovan Sims 2022

C-USA ALL-DEFENSIVE TEAM

Tweety Knight 2014

Reggie Upshaw 2017

Tyrik Dixon 2018

C-USA ALL-FRESHMAN TEAM

Giddy Potts 2015

Tyrik Dixon 2017

Tyson Jackson 2020

Teafale Lenard, Jr. 2022

C-USA TOURNAMENT MVP

Reggie Upshaw 2016

Giddy Potts 2017

C-USA ALL-TOURNAMENT TEAM

Neiko Hunter 2014

Perrin Buford 2015

DJ Jones 2015

Perrin Buford 2016

Reggie Upshaw 2016

Giddy Potts 2017

Reggie Upshaw 2017

JaCorey Williams 2017

DeAndre Dishman 2022

C-USA PLAYERS OF THE WEEK

Shawn Jones Dec. 16, 2013

Shawn Jones Feb. 3, 2014

Kerry Hammonds II Feb. 18, 2014

Shawn Jones March 7, 2014

JaCorey Williams Nov. 28, 2016

JaCorey Williams Dec. 19, 2016

Reggie Upshaw Jan. 2, 2017

Nick King Nov. 20, 2017

Nick King Dec. 11, 2017

Nick King Dec. 25, 2017

Nick King Feb. 12, 2018

Josh Jefferson Feb. 14, 2022

C-USA FRESHMAN OF THE WEEK

Edward Simpson Dec. 15, 2014

Giddy Potts Feb. 23, 2015

Tyson Jackson Dec. 16, 2019

Teafale Lenard, Jr. Nov. 22, 2021

Teafale Lenard, Jr. Jan. 17, 2022

Teafale Lenard, Jr. Feb. 14, 2022

Teafale Lenard, Jr. Feb. 28, 2022

NABC ALL-DISTRICT FIRST TEAM

Desmond Yates 2009

James Washington 2011

LaRon Dendy 2012

Shawn Jones 2014

JaCorey Williams 2017

Reggie Upshaw 2017

Nick King 2018

NABC ALL-DISTRICT SECOND TEAM

Marcos Knight 2012

Giddy Potts 2016

Reggie Upshaw 2016

Giddy Potts 2017

Giddy Potts 2018

USBWA ALL-DISTRICT TEAM

Nick King 2018

COLLEGE SPORTS MADNESS ALL-HIGH MAJOR FIRST TEAM

Nick King 2018

TSWA PLAYER OF THE YEAR

JaCorey Williams 2017

Nick King 2018

TENNESSEE SPORTS HALL OF FAME AMATEUR MALE ATHLETE OF THE YEAR

Nick King 2018

SUN BELT PLAYER OF THE YEAR

LaRon Dendy 2012

SUN BELT DEFENSIVE PLAYER OF THE YEAR

Bruce Massey 2013

FIRST TEAM ALL-SUN BELT

Lee Nosse 2002

Tommy Gunn 2003-04

Desmond Yates 2008, 2009, 2010

LaRon Dendy 2012

Marcos Knight 2013

SECOND TEAM ALL-SUN BELT

Mike Dean 2004

James Washington 2011

Marcos Knight 2012

THIRD TEAM ALL-SUN BELT

William Phippen 2003

Michael Cuffee 2005

Mike Dean 2005

Adam Vogelsberg 2006

Kevin Kanaskie 2007

JT Sulton 2012

Raymond Cintron 2013

Bruce Massey 2013

HONORABLE MENTION ALL-SUN BELT

Tommy Gunn 2002

SBC ALL-TOURNAMENT TEAM

Tommy Gunn 2003-04

William Phippen 2003

Michael Cuffee 2004

Kevin Kanaskie 2008

Desmond Yates 2008

SBC PLAYERS OF THE WEEK

William Phippen Dec. 10, 2001

Lee Nosse Jan. 14, 2002

William Phippen Jan. 6, 2003

Desmond Yates Feb. 11, 2008

Desmond Yates Dec. 16, 2008

Desmond Yates Jan. 25, 2010

Marcos Knight Nov. 22, 2011

LaRon Dendy Jan. 30, 2012

LaRon Dendy Feb. 13, 2012

C-USA COACH OF THE YEAR

Kermit Davis 2017

Nick McDevitt 2022

SBC COACH OF THE YEAR

Kermit Davis 2003

Kermit Davis 2012

Kermit Davis 2013



- HONORS & AWARDS -

COLLEGE INSIDER

SBC COACH OF THE YEAR

Kermit Davis	2008
Kermit Davis	2010
Kermit Davis	2012

**NABC DISTRICT COACH
OF THE YEAR**

Kermit Davis	2012
Kermit Davis	2017
Nick McDevitt	2022

TSWA COACH OF THE YEAR

Kermit Davis	2012
Kermit Davis	2017

C-USA ALL-ACADEMIC TEAM

Edward Simpson	2017
Nick King	2018

C-USA SPIRIT OF SERVICE AWARD

Reggie Upshaw	2016
Edward Simpson	2018

**C-USA ACADEMIC
MEDAL WINNERS**

Chase Miller	2016
Edward Simpson	2016
Nick King	2018
Therren Shelton-Szmidt	2018

C-USA ACADEMIC HONOR ROLL

Xavier Habersham	2015
Jacob Ivory	2015
Edward Simpson	2015
Karl Gamble	2016
Stephen Strachan	2016
Karl Gamble	2017
Chase Miller	2017
Edward Simpson	2017
Antonio Green	2018
James Hawthorne	2018
Nick King	2018
Chase Miller	2018
Therren Shelton-Szmidt	2018
David Simmons	2018
Edward Simpson	2018
Donovan Sims	2018
Michael Van Hooser	2018
Anthony Crump	2019
KJ Lewis	2019
Anthony Crump	2020
DeAndre Dishman	2020
Jordan Davis	2020
Jo'Vontae Millner	2020
Donovan Sims	2020
Christian Fussell	2022
Jack Jubenville	2022

SBC SPORTSMANSHIP AWARD

Marcus Mason	2001
William Pippen	2003

SBC COMMISSIONER'S LIST

John Douglas	2002
Steve Thomas	2004
Kyle Young	2005, 07

SBC ACADEMIC HONOR ROLL

Keith Connor	2003
John Douglas	2003
Derek Glasper	2003
Leigh Harlem	2003
Bryant Mitchell	2003
Stephen Russell	2003
Chandler Knox	2005
Kyle Young	2006
Desmond Yates	2007
Demetrius Green	2008
Kevin Kanaskie	2008, 09
Eric Allen	2009
Kevin Kanaskie	2009
Zane Gibson	2010
Jason Jones	2010, 11
Calvin O'Neil	2010
James Washington	2010
Demario Williams	2010
Jimmy Oden	2011
Gavin Gibson	2012

FIRST TEAM ALL-OVC

Ken Trickey	1953-54
Sam Smith	1954
Doug Shrader	1955
Bob Williamson	1958
Bob Burden	1960
Larry Stewart	1963-64
Willie Brown	1968-69
Ken Riley	1970-71
Herman Sykes	1972
Jimmy Powell	1973-74
Jimmy Martin	1975
Steve Peeler	1975
George Sorrell	1975
Tim Sisneros	1976
Bob Martin	1977
Greg Joyner	1977-79
Claude Taylor	1978
Jerry Beck	1980
Leroy Coleman	1980
Jerry Beck	1981-82
Kim Cooksey	1985-86
Duane Washington	1987
Chris Rainey	1988-89
Randy Henry	1989
Kevin Wallace	1990
Warren Kidd	1991, '93
Milton Dean	1994
Nod Carter	1997

Aylton Tesch	1998
--------------	------

SECOND TEAM ALL-OVC

Rick Campbell	1981-82
Andrew Tunstill	1986
Dwayne Rainey	1987
Randy Henry	1988
Ty Baynham	1988
Kerry Hammonds	1989
Warren Kidd	1992
Robert Taylor	1992-93
Nod Carter	1996
Roni Bailey	1997
Fernando Ortiz	2000

**HONORABLE MENTION
ALL-OVC**

Ray Kempf	1964
Billy Martin	1965
Russell Smith	1984
Doug Lipscomb	1984
Kerry Hammonds	1986
Randy Henry	1987
Gerald Harris	1989-90
Chris Ingram	1991
Kelvin Hammonds	1992
Quincy Vance	1992
Tim Gaither	1995-96
Aylton Tesch	1996
Freddie Martinez	1998
Cedrick Wallace	2000

OVC PLAYER OF THE YEAR

George Sorrell	1975
Tim Sisneros	1976
Jerry Beck	1981-82

OVC NEWCOMER OF THE YEAR

David Washington	1995
Nod Carter	1996
Aylton Tesch	1996
Cedrick Wallace	1999

OVC TOURNAMENT MVP

Steve Peeler	1975
Bob Martin	1977

ALL-OVC TOURNAMENT TEAM

Ken Trickey	1953-54
Sam Smith	1954
Doug Shrader	1955
Willie Brown	1967
Steve Peeler	1975
Tim Sisneros	1976
Bob Martin	1977
Greg Joyner	1978-79
Jerry Beck	1981-82
Rick Campbell	1982
Lonnie Thompson	1985
James Johnson	1985



- HONORS & AWARDS -

Kim Cooksey	1985-86
Lee Campbell	1986
Kerry Hammonds	1989
Randy Henry	1989
Gerald Harris	1989
Robert Taylor	1991
Warren Kidd	1991
Aylton Tesch	1998

OVC COACH OF THE YEAR

Jimmy Earle	1974, '77
Bruce Stewart	1989



HISTORY / RECORDS

- LETTERWINNERS -

A	Ernest Abercrombie 1972	Trevor Charles 2011	G	Karl Gamble 2016-19
	Chester Adair 1956	Tharone Chilton 2014		Tim Gaither 1993-96
	Travis Akin 1957	Kenyata Chisholm 2000		James Gallman 2010-13
	Eric Allen 2008-09	Raleigh Choice 1983-84		Bobby Gardner 1965-67
	Fred Allen 1974-76	Greg Christian 1991		Jim Ghibaudy 1964-66
	Malachi Allen 1997-98	Keith Christmas 2004-05		Gavin Gibson 2012-15
	Charles Anderson 2002	Hal Christianson 1956		Zane Gibson 2011-14
	Marcus Anderson 1998	Raymond Cintron 2012-13		Broderick "Rod" Gilchrest 2008
	Kelechi "K.C." Anuna 2008-11	David Clark 1990, '93		Velvious Goodloe 1995-96
	Greg Armstrong 1993-79	Bobby Clark 1992-95		Antonio "Tone" Green 2019-20
	Darren Avery 2006-09	Jeff Clifton 1991		Demetrius "Duna" Green 2008-09
	Kent Ayer 1995-99	Johnny Cobb 1999-00		Leslie Gregory 1988
	Ricky Azantilow 1995	Derry Cochran 1968-71		Tommy Griffith 1954-56
		Jay Cole 1966-67		Tommy Gunn 2001-04
		Jared Coleman-Jones 2021-Present		
B	Roni Bailey 1995-97	Leroy Coleman 1977-80	H	Xavier Habersham 2016-17
	Joe Baker 1961-63	Keith Connor 2003-04		Montarrio Haddock 2009-10
	Jevon Banks 1993-94	Tony Cook 1987		Lucious "Buck" Hailey 1981-82
	Jim Banks 1957	Kim Cooksey 1985-86		Donaries "Dino" Hair 2006-09
	Rod Barber 1988	Quavius Copeland 2016-17		Ray Hammers 1958-60
	Joe Barclay 1970	Tim Corder 1991-92		Kelvin Hammonds 1991-92
	Tyrone Barksdale 1996	Anthony "Ant" Crump 2019-20		Kerry Hammonds 1985-87, '89
	Mike Batsel 1958	Michael Cuffee 2004-05		Kerry Hammonds II 2011-14
	Dickie Baugh 1958	Francis "Fats" Cuyler 2005-06		Kevin "K.J." Harden 1995-98
	Tyrus Baynham 1986-88			Chris Harris 1979-82
	Jerry Beck 1981-82	D		Darnell Harris 2014-16
	Kenny Beck 1982	Paul Dailey 1960-62		Frank Harris 1967-68
	Darryl Bentson 1968-70	Frank "Slim" Davis 1956-58		Gerald Harris 1987-90
	Tim Blue 2006-07	Jordan Davis 2021		James "Tookie" Hawthorne 2018-19
	Bill Boner 1966	LaRae Davis 1983-84		Cordell Haynie 1979
	John Bonner 1975-76	Ramond Davis 1991-93		Jim Henry 1956
	Mason Bonner 1972-74	Mike Dean 2004-05		Randy Henry 1986-89
	Dave Bormann 1973	Milton Dean 1993-94		Cory Herald 2011
	Booker Brown 1969-70	LaRon Dendy 2012		Uriah Hethington 2008
	Chester Brown 1971-73	John Denen 1979		Jani Hiltunen 2000-01
	Julius Brown 1976-78	Clint Dennison 1976-78		Tom Hogshead 1951-55
	Tommy Brown 1967-69	DeAndre Dishman 2021-Present		Paul Holland 1960-62
	Willie Brown 1967-69	Tyrik Dixon 2017-18		John Hopson 2007-08
	Paul Bruns 1996	Dwayne Dorsey 1982-83		Bud Howard 2006
	Ralph Bryant 1959-61	Jim "Snag" Drew 1970-73		Fred Howard 1967-68
	Wilkey Buchanan 1997	Shawn Driskill 1994-95		Theryn Hudson 2005-08, '10
	Bruce Buck 1983-84	Richard Duncan 1997-99		Terry Hughes 1997-98
	Mike Buck 1989-92	Wes Durrant 2004-06		John "Helicopter" Humphrey 2002-03
	Justin Bufford 2022-Present			Jeff Hunter 1989-92
	Perrin Bufford 2015-16	E		Neiko Hunter 2013-14
	Bob Burden 1959-61	Rod Emanuel 2009-11		Jerry Hurst 1957-58
	Ray Burden 1959-61	Julian Edmonson 2012		
	Jim Burks 1955-57		F	
	Joe Burks 1953-56	Junior Farquhar 2019		
	Sam Burrell 1977-78	Dave Fesko 1972		I
	Darnell Butler Jr. 2019	Chuck Fieldler 1965-67		Chris Ingram 1988-91
		Roger Fisher 1969-71		Leon Issac 1984-85
C	Mantilla Callender 1997-98	Curtis Fitts 1978-81		Jacob Ivory 2015-16
	Lee Campbell 1986	Oscar Fitzgerald 1958		
	Rick Campbell 1981-82	Aldonis Foote 2015-17		J
	Ed "Boom-Boom" Cannon 1965-67	G. Nelson Forrester 1948-52		Barry Jackson 1965
	Render Garden 1954-56	Mike Frost 1979-82		Steven Jackson 2001-04
	Noderick "Nod" Carter 1996-97	Christian Fussell 2021-Present		Titus Jackson 1990
				Tyson Jackson 2020-2021
				Josh Jefferson 2022



- LETTERWINNERS -

Tavarres Jefferson	2014
Mike Jessee	1972
Marvin Jinette	1955-57
Antwain Johnson	2017-18
James "JJ" Johnson	1985-86
Jayce Johnson	2019-2021
Jeff Johnson	1992
Nigel Johnson	2006-09
Terry Johnson	1971-72
Wally Johnson	1958
William "Willie" Johnson	1981-82
Matt Joines	2009-10
C.J. Jones	2020
Dwain Jones	1961
Devante "DJ" Jones	2015
Jason "JJ" Jones	2011-13
Josh Jones	2009-10
Shawn Jones	2011-14
Phil Jones	1961-62
Jalen Jordan	2021-Present
Greg Joyner	1977-79

K

Kevin Kanaskie	2006-09
Ray Kempf	1964-65
Warren "Big Cat" Kidd	1991-93
Elias King	2021-Present
Gerald King	1999
Nick King	2018
Marcos Knight	2012-13
Trantell "Tweety" Knight	2013-14
Sean Kromah	2020

L

Greg Laravie	1975-77
Rick Lasseter	1968-69
Eli Lawrence	2020-present
Tommy Legg	1970
Teafale Lenard, Jr.	2022-Present
Kydjana "KJ" Lewis	2019
Doug Lipscomb	1983-84
John David Little	2009-10
Jonathan Loe	2005
Luigi Lopes	2001-02
Marcus Lovett	1995

M

Lewis "Louie" Mack	1976-77
Marcus Mason	2000-01
Kim Malcolm	1974
Charles Manar	1957
Maury Mapes	1981-84
Reggie Marshall	1998
Bill Martin	1963-65
Bob Martin	1977-78
Jimmy "Stick" Martin	1973-75
Raymond "Zoom" Martin	1979-81
Freddie Martinez	1997-01
TJ Massenburbg	2019
Bruce Massey	2012-13

Danny Mayfield	1981-83
Jack McCauley	1960-62
Steve McElhanev	1969
Ali McGhee	1998-99
Jimmy McGill	1986-87
Ron McKnight	2000
Lew McManus	1958
Phil Meadows	1964-65
Dan Midgett	1964-65
Mike Milholland	1964-65
Billy Miller	1984-87
Chase Miller	2017-19

2020-present

Tyler Millin	2020-present
Jo'Vontae "JV" Millner	2020-2021
Bryant Mitchell	2001-03
Marcus Mitchell	2021
Torrey Moore	1995-97
Marcus Morrison	2005-06
Lawrence Mosley	2019

N

Ronnie Newman	1958
Ed Newton	1960-62
Bill Nickell	1961-63
Greg Nimmo	1983
Lee Nosse	1998-00, '02

O

Jimmy Oden	2011-12
Calvin O'Neil	2005-07, '08-10
Fernando Ortiz	2000-01
Trevor Ottley	2010-11

P

Eric Parham	2002-03
Steve Peeler	1974-75
Finoy Perkins	2012-13
Edward "Pancakes" Perry	1980-83
Wardell "Poundcakes" Perry	1982-83
Joshua Phillips	2014-16
William Pippen	2002-03
Don Plonk	1957
Art Polk	1967-69
Nathaniel "Giddy" Potts	2015-18
Jimmy Powell	1973-74
Nick Prater	1971-73
John Price	1954, '57-59
Rod Pryor	1993
Karl "Kip" Puryear	1976-77

R

Chris Rainey	1987-89
Dwayne "Bam Bam" Rainey	1986-88
Larry "Dog" Rainey	1971
Robby Randolph	1980-81
JaQawn Raymond	2014-2016
Derek Render	1977-78
Napoleon Rhodes	2003
JaQuel Richmond	2015
Jimmy Riley	1978-79

Ken "Kru" Riley	1968, '70-71
Marcus Robinson	2003-04
Steve Rogers	1988
Jacquez Rozier	2012-15

S

Darrio Scott	2004-05
Terry Scott	1968-70
Reggie Scurry	2019-20
Brent Secrest	1994-96
Doug Shrader	1954-56
Therren Shelton-Szmidt	2018
Dontrell Shuler	2021
David Simmons	2018
Edward Simpson	2015-18
Donovan Sims	2018-2022
Tim Sisneros	1973-76
Will Slatten	2018
Don Smith	1959-60
Russell "Slim" Smith	1984-85
Bryan Smithson	2004-05
Phil Snell	1987-88
George Sorrell	1974-75
Jim Spencer	1964-65
Larry Stewart	1963-64
George Stotser	1956
Stephen Strachan	2017
Jontaveous "JT" Sulton	2010-13
Stan Sumrell	1968-71
Jack Sutter	1965-67
Ellious Swanigan	1999
Herman "The Worm" Sykes	1971-72

T

Marcus Tarrance	2013-15
Claude "Sleepy" Taylor	1975-78
Robert "Catey" Taylor	1990-93
Iiro Tenngren	2000-02
Aylton Tesch	1996, '98
Dale Thomas	1999-01
Davion Thomas	2018
Steve Thomas	2005
Terry Thomas	1965-67
Andrew Thompson	1984
Gil Thompson	1976
Lonnie Thompson	1984-85
Dave Thornton	1980
Forrest Toms	1973-74
Ken Trickey	1952-55
Andrew Tunstill	1986-87

U

Reggie Upshaw, Jr.	2014-17
--------------------	---------

V

Quincy "Q" Vance	1989-92
Adam Vogelsberg	2006

W

Tim Wagner	1962-64
------------	---------



- LETTERWINNERS -

Torin Walker	2011-14
Cedrick Wallace	1999-00
Kevin Wallace	1989-90
Brandon Walters	2017-18
Chad Wampler	1993-95, '96-97
David Washington	1995-96
Duane Washington	1986-87
James "BJ" Washington	2009-11
Paul Washington	1994-95
Demario Watson	2001-03
Malandrick Webb	1989-90
Alex Weekes	2004-05
Camryn Weston	2022-Present
Fred White	2002
Garrick White	2002
Kevin White	1998-01
Tom Whittington	1964-66
Jonathan Whitworth	2000-01
Jermale Wilkerson	2001-02
D'Marius Wilkes	2001-02
Demario Williams	2008-10
JaCorey Williams	2017
Bob Williamson	1957-59
Ron Wilmouth	1962-64
Brad Wilson	1970
Bryant Woodford	1984
Kenon Wright	1994
Y	
Bubba Yarbrough	1970-72
Desmond "Boogie" Yates	2007-10
Ted York	1956-57
Kyle Young	2004-07





GoBlueRaiders.com



GoBlueRaiders.com



@MT_MBB



@MT_MBB



MTMensBasketball