



DEANDRE
DISHMAN



DONOVAN
SIMS

BLUE RAIDERS™

2021-22 MEN'S BASKETBALL MEDIA GUIDE

#TRUEBLUE



TOUGHNESS EFFORT ATTITUDE MOTIVES SERVANT LEADERS



JOSH
JEFFERSON

JARED
COLEMAN-JONES

JALEN
JORDAN

JUSTIN
BUFFORD

TYLER
MILLIN

ELI
LAWRENCE

M I D D L E T E N N E S S E E M E N ' S B A S K E T B A L L

GENERAL INFORMATION





- TABLE OF CONTENTS -



i GENERAL INFORMATION

Table of Contents	2
Quick Facts	3
Media Information	4-5
Preseason Outlook	10
Conference USA	11-13

📅 SCHEDULE/OPPONENTS

2021-22 Schedule	15
2021-22 Opponents	16-20

MT 2021-22 BLUE RAIDERS

2021-22 Roster	22
Radio/TV Roster	23
0 Isaiah Turner	24-25
1 Tyler Millin	26-27
2 DeAndre Dishman	28-29
3 Donovan Sims	30-31
4 Justin Bufford	32-33
5 Eli Lawrence	34-35
10 Elias King	36-37
11 Josh Jefferson	38-39
12 Teafale Lenard, Jr.	40-41
13 Jaellan White	42-43
14 Jalen Jordan	44-45
15 Christian Fussell	46-47
23 Jared Coleman-Jones	48-49
24 Camryn Weston	50-51
Nick McDevitt	52-53
Turner Battle	54
Sean Dixon	55
Wes Long	56
Logan Johnson	57
Support Staff	58-59

🏆 2020-21 REVIEW

2020-21 Results	61
2020-21 Statistics	62
2020-21 Game-By-Game	63
2020-21 Miscellaneous	64
2020-21 Box Scores	65-77
Conference USA Review	78

📊 HISTORY/RECORDS

Individual Records	79-88
1,000-Point Scorers	89-94
Team Records	95-98
Coaching Records	99

Miscellaneous Records	100-101
Murphy Center Records	102-103
Conference USA Game Records	104-105
Double-Doubles	106-111
Overtime Games	112
100-Point Games	113
Yearly Leaders	114-119
Year-By-Year Stats	120-121
Year-By-Year Results	122-139
All-Time Series Record	140-160
Season Opener	161
Conference Opener	162
Regular Season Tournaments	163-164
Conference Tournaments	165-166
C-USA Tournament Records	167-168
Postseason Tournaments	169
NCAA Tournament Records	170-171
NIT Records	172-173
CIT Records	174-175
Honors & Awards	176-178
Letterwinners	179-181
Notes	182-184

CREDITS

The 2021-22 Middle Tennessee Men's Basketball Media Guide is a product of the Athletic Communications Department.

Editor: Thomas Donley
Design & Layout: Thomas Donley
Cover & Graphic Design: Matt Posey
Editorial Assistance: Matt Posey, Jim Simpson, and Tony Stinnett.
Printing: MTSU Printing Services

Mission Statement: The MTSU athletic program promotes excellence in athletics and provides academic and athletic opportunities for every student-athlete, the University, and the community. Building on tradition, the program advances the University's regional and national stature and creates opportunities for innovative partnerships throughout the region. Middle Tennessee State University continually works to maximize human, financial, and physical resources to create and heighten the quality of its sports programs.

1021-0060 / Middle Tennessee State University does not discriminate on the basis of race, color, national origin, sex, or disability. See our full policy at www.mtsu.edu/iee.

GENERAL INFORMATION



- QUICK FACTS -

UNIVERSITY INFORMATION

Location	Murfreesboro, Tenn.
Founded	1911
Enrollment	21,630
President	Dr. Sidney McPhee
Director of Athletics	Chris Massaro
Nickname	Blue Raiders
Colors	Royal Blue (PMS 300) & White
Affiliation	Division I
Conference	Conference USA
Arena	Murphy Center
Capacity	11,520
Record	508-179 (.739)
Ticket Office	(615) 898-2103

BASKETBALL STAFF

Head Coach	Nick McDevitt
Alma Mater	UNC Asheville (2001)
Record at MT (Seasons)	19-44/.302 (2)
Career Record (Seasons)	117-110/.515 (7)
Assistant Coach	Turner Battle, 1st Season
Alma Mater	Buffalo (2005)
Assistant Coach	Sean Dixon, 4th Season
Alma Mater	Presbyterian (2007)
Assistant Coach	Wes Long, 4th Season
Alma Mater	Clemson (2004)
Director of Operations	Logan Johnson, 3rd Season
Alma Mater	Coastal Carolina (2010)
Graduate Assistant	Reggie Scurry, 1st Season
Alma Mater	Middle Tennessee (2020)
Graduate Assistant	Wisdom Martin, 1st Season
Alma Mater	Middle Tennessee (2013)
Athletic Trainer	Reese Shivers, 6th Season
Alma Mater	LSU (2013)
Strength Coach	Earl Hamilton, 1st Season
Alma Mater	Catholic University of America (2014)
MBB Secretary	Emma McKinney
Office Phone	(615) 898-2916

TEAM INFORMATION

2020-21 Overall Record	5-18
C-USA Record (Finish)	3-13 (East 6th)
C-USA Tournament	East No. 6 Seed
First Round	(6) MTSU def. (7) FIU (Covid)
Second Round	(3) North Texas 76, (6) MTSU 56
Starters Returning/Lost	2/3
Letterwinners Returning/Lost	8/6
Newcomers	8

BASKETBALL HISTORY

Season of Basketball	99th
First Season	1913-14
All-Time Record	1,257-1,109 (.531)
NCAA Tournament Appearances (Record)	9 (4-9)
Seasons	1975, 77, 82, 85, 87, 89, 2013, 16, 17
NIT Appearances (Record)	4 (5-4)
Seasons	1986, 88, 2012, 18
CIT Appearances (Record)	2 (0-2)
Seasons	2010, 15

ATHLETIC COMMUNICATIONS

Associate AD/Communications	Mark Owens
Assistant Director	Tony Stinnett
Assistant Director	Thomas Donley
Senior Media Specialist	Nathan Wallach
Social Media Coordinator	Matt Posey
Staff Writer	Sam Doughton
Communications Assistant	Jonathan Caudle
Communications Assistant	Carson Herbert
Communications Assistant	Alex Morgan
Communications Assistant	Bradydin Sik
Creative Video Assistant	Grant Swinton
Student Interns	Anthony Fiorella, Nolan Jamison, Chris Sakacs, Reed Sellers and Easton Smith

Mailing Address	Athletic Communications Middle Tennessee 1500 Greenland Drive Murfreesboro, TN 37132 (615) 898-2968 (615) 898-5626
Phone	(615) 898-2968
Fax	(615) 898-5626



MBB Primary Contact

Thomas Donley
Southern Illinois (2017)
O: (615) 904-8115
C: (217) 740-2875
donley@GoBlueRaiders.com
@donley_thomas



MBB Secondary Contact

Alex Morgan
Kentucky (2021)
morgan@GoBlueRaiders.com

SOCIAL MEDIA

Middle Tennessee Athletics	
Facebook	Blue Raider Athletics
Twitter	@MTAthletics
Instagram	@MTAthletics
Middle Tennessee Men's Basketball	
Facebook	@MTMensBasketball
Twitter	@MT_MBB
Instagram	@MT_MBB
Head Coach Nick McDevitt	
Twitter	@MTCoachNick
Assistant Coach Turner Battle	
Twitter	@Coachbatts11
Assistant Coach Sean Dixon	
Twitter	@MT_CoachDix
Assistant Coach Wes Long	
Twitter	@MT_CoachWesLong
Conference USA	
Facebook	Conference USA
Twitter	@ConferenceUSA
Instagram	@ConferenceUSA





- MEDIA INFORMATION -

BRANDING/PREFERRED REFERENCES

While Middle Tennessee State University and MTSU are our full name and abbreviation and are not incorrect, our preference is to be referred to as Middle Tennessee or MT for athletic purposes. The following are examples of unwelcome references:

Middle	Mid. Tenn. St.
M. Tennessee	MTS
Mid. Tenn.	UMT

For more on correct references and branding, or to acquire officially licensed Middle Tennessee logos, please contact Sports Information Director Thomas Donley via e-mail.

DIRECTIONS TO MURPHY CENTER

From Nashville International Airport: Enter Briley Parkway continuing south to the Interstate 24 junction. Take I-24 East to Exit 76 and turn left onto Medical Center Parkway. Follow Medical Center Parkway to Memorial Boulevard. Go left on Memorial to Clark Boulevard. Turn right on Clark Boulevard (at BP station). Follow Clark Boulevard (which becomes Middle Tennessee Boulevard) to intersection at Greenland Drive. Turn left on Greenland Drive. Murphy Center and parking lot are located to the right.

From Nashville: From I-24 East, take Exit 76 and turn left onto Medical Center Parkway. Follow Medical Center Parkway to Memorial Boulevard. Go left on Memorial to Clark Boulevard. Turn right on Clark Boulevard (at BP station). Follow Clark Boulevard (which becomes Middle Tennessee Boulevard) to intersection at Greenland Drive. Turn left on Greenland Drive. Murphy Center and parking lot are located to the right.

From Chattanooga: Take I-24 West to Exit 81; follow U.S. Highway 231 North to Middle Tennessee Boulevard. Turn right and take Middle Tennessee Boulevard to intersection at Greenland Drive. Turn right onto Greenland Drive. Murphy Center and parking lot are located to the right.

From Knoxville: Take Interstate 40 West to Lebanon and exit onto U.S. Highway 231 South and follow approximately 25 miles to Clark Boulevard in Murfreesboro; turn left on Clark Boulevard. Follow Clark Boulevard (which becomes Middle Tennessee Boulevard) to intersection at Greenland Drive. Turn left on Greenland Drive. Murphy Center and parking lot are located to the right.

From Birmingham, AL: Take I-65 North to I-840 East. Take I-840 East towards Murfreesboro to I-24 East. Take Exit 76 and turn left onto Medical Center Parkway. Follow Medical Center Parkway to Memorial Boulevard. Go left on Memorial to Clark Boulevard. Turn right on Clark Boulevard (at BP station). Follow Clark Boulevard (which becomes Middle Tennessee Boulevard) to intersection at Greenland Drive. Turn left on Greenland Drive. Murphy Center and parking lot are located to the right.

WEEKLY TEAM MEDIA AVAILABILITY

Head Coach Nick McDevitt and members of the Blue Raider men's basketball team will be available only on Tuesdays prior to practice unless otherwise announced. Tuesday practices are open to the media following interview availability. Please contact Sports Information Director Thomas Donley via e-mail with your requests in advance or if an interview is needed outside of the normal weekly media availability.

E-MAIL SERVICE

Middle Tennessee men's basketball releases and other information can be obtained electronically by contacting Sports Information Director Thomas Donley via e-mail. This is a media service only.

MEDIA CREDENTIALS

Arrangements for media credentials for the 2020-21 men's basketball season should be directed to Sports Information Director Thomas Donley via e-mail. Priority issuance of credentials will be given to daily media outlets that cover Middle Tennessee men's basketball on a regular basis. Other credential requests will be fulfilled on a space-available basis.

PHOTO/VIDEO CREDENTIALS

Arrangements for photo or video credentials for the 2020-21 men's basketball season should be directed to Sports Information Director Thomas Donley via e-mail. Priority issuance of credentials will be given to daily media outlets television stations that cover Middle Tennessee men's basketball on a regular basis. Other credential requests will be fulfilled on a space-available basis.

NBA SCOUT CREDENTIALS

Arrangements for NBA Scout credentials for the 2020-21 men's basketball season should be directed to Sports Information Director Thomas Donley via e-mail. Press row seating will be provided only if space is available, but scouts will be provided with one seat in the arena's lower bowl. Media guides, game notes and flipcards will also be provided for scouts when requested.

RADIO COVERAGE

Radio broadcast permission and press row reservations must be obtained in advance. Middle Tennessee maintains a courtesy line for use by schools who can provide reciprocal arrangements for the Blue Raider Network. A radio station wishing to obtain an ISDN line must contact Sports Information Director Thomas Donley via e-mail.

MEDIA PARKING

Parking space can be reserved with a request received by Sports Information Director Thomas Donley via e-mail at least one working day prior to the game. Media parking is located in the Greenland Drive parking lot. Satellite trucks will park on the north side of the Floyd Stadium pressbox and will enter off Middle Tennessee Boulevard via the fire lane just north of the Faulkinberry Road entrance.

GENERAL INFORMATION



MEDIA WILL CALL

For members of the media wishing to pick their credential up at media will call, it is located on the upstairs concourse on the northeast corner inside Murphy Center.

INTERNET ACCESS

Press row in Murphy Center is equipped with high-speed wireless internet. Media wishing to utilize the wireless internet simply need to connect to the Murphy Guest wireless network.

INTERNET GUIDELINES

The acceptance of media credentials is an acknowledgement of Middle Tennessee's rights to the game and play-by-play coverage and an outlet's agreement to abide by any restrictions Middle Tennessee may place on real-time play-by-play coverage and use of comprehensive game statistics. Failure to abide by these restrictions implemented by MT may result in revocation of press credentials.

Middle Tennessee reserves the right to grant approval for distribution of real-time play-by-play, game-related statistics, and information through the internet. ("real time" is defined as any online media providing live, continual play-by-play coverage, in-game statistics, digital photographs, or audio or video of an event.)

POSTGAME INTERVIEWS

After a 10-minute cooling off period, requested players and Head Coach Nick McDevitt will be made available to the media. The Blue Raider locker room is CLOSED both at home and on the road. At home, interviews will be conducted in the media room. On the road, requested players and Coach McDevitt will be brought to a designated area outside the locker room or to the visiting media room.

POSTGAME SERVICES

Complete individual and team statistics, play-by-play and postgame quotes will be available to the media following each game. One hour prior to tipoff, media packets containing game programs, flipcards, updated stats and game notes will be distributed in the media working area. A pregame meal is served in the media area approximately 90 minutes before tipoff.

RECRUITS

Per NCAA bylaws, media members may not have any contact with a prospect or their family members during on-campus visits (official or unofficial) of any sort. This includes in-person conversations, phone calls, text messages, e-mails, social media, etc.

WEBSITE

All of Middle Tennessee's press releases and statistics, as well as other information pertaining to the Athletic Department and men's basketball program, can be accessed at GoBlueRaiders.com. For more in-depth updates during the game, follow @MTAthletics and @MT_MBB on Twitter.

BLUE RAIDER NETWORK

Blue Raider basketball is on the air! The 2020-21 basketball season marks the 14th year of the Blue Raider Network under the umbrella of a joint venture between Middle Tennessee Athletics and Learfield IMG College and continues a tradition of broadcasts dating back over 60 years.

The Blue Raider Network, which debuted in the 1940s, can be heard across the entire midstate area on ESPN Nashville Game 2 (94.9/95.1) and NewsRadio WGNS in Murfreesboro (1450/100.5/101.9).

The combination of these two stations provides coverage to Middle Tennessee sports fans in a near 100-mile radius of Murfreesboro.

Game 2 and WGNS will carry all Blue Raider football and men's basketball games along with the Rick Stockstill and Nick McDevitt LIVE! radio shows.

WGNS, which made its return to carrying Blue Raider Athletics in 2005, blankets the local area by reaching to McMinnville to the east, Columbia to the west and Gallatin to the north.

ESPN Nashville Game 2 has two signals that will carry all basketball broadcasts. Listeners in the Nashville area and north can tune in at 94.9 FM while Rutherford County listeners can listen on 95.1 FM.

All Blue Raider football, men's and women's basketball and baseball broadcasts can also be heard on the Internet at GoBlueRaiders.com, the Blue Raider Gameday app, and on the TuneIn app on the Blue Raider Network's exclusive channel.

Nick McDevitt LIVE!

The Blue Raider Network carries Nick McDevitt LIVE! on all of the over the air and streaming outlets each Monday night from 7-8 p.m.



“WELCOME
TO CAMPUS,”

THE HISTORIC
MURPHY CENTER

AND THE

HALLOWED
HARDWOOD

OF THE

MONTE HALE ARENA”

Since 1972-73, the Charles M. Murphy Athletic Center has been home to Middle Tennessee’s men’s and women’s basketball teams.

Over the years, the Murphy Center has seen many Ohio Valley Conference, Sun Belt Conference and Conference USA championship seasons.

The Blue Raider men enter the 49th season in Murphy Center just having broken the 500-victory barrier in the “Glass House” last November.

Jimmy Earle coached from benches that were behind the baseline when Murphy Center first opened and is still second all-time in men’s basketball wins inside Murphy Center.

Bruce Stewart was MT’s head men’s coach for seven seasons (1984-91) and remains the program’s leader in

home winning percentage (82.5%).

In 16 seasons as the Blue Raiders’ men’s coach, Kermit Davis amassed 178 total wins, most all-time in program history.

Davis and his team were nationally ranked in both polls for the first time in program history in his final home stand as MT’s coach after breaking into the Coaches Poll for the first time the season before.

Current head coach Nick McDevitt turned in a 9-5 record at home in his debut season as he looks to continue the winning ways inside the “Glass House.”

McDevitt and the Blue Raiders will play 15 games in 2021-22 on the “Hallowed Hardwood of the Monte Hale Arena.”



Largest Murphy Center Crowds

- | | | |
|-----|-------------------------------|--------|
| 1. | vs. WKU (2/26/04) | 11,807 |
| 2. | vs. Tennessee (11/21/08) | 11,802 |
| 3. | vs. Tennessee Tech (2/8/75) | 11,800 |
| 4. | vs. Austin Peay (1/26/74) | 11,600 |
| t5. | vs. WKU (3/1/75) | 11,520 |
| t5. | vs. Tennessee (3/18/88) | 11,520 |
| 7. | vs. Tennessee Tech (2/3/86) | 11,500 |
| 8. | vs. North Carolina (11/30/98) | 11,380 |
| 9. | vs. WKU (3/1/18) | 11,307 |
| 10. | vs. Austin Peay (1/27/75) | 10,800 |

*Murphy Center records on page 106-107

Coaching Win-Loss Records in Murphy Center

Jimmy Earle (1972-79)	82-19
Stan Simpson (1979-84)	43-21
Bruce Stewart (1984-91)	85-18
David Farrar (1991-96)	44-23
Randy Weil (1996-2002)	57-24
Kermit Davis (2002-17)	178-53
Nick McDevitt (2018-pres.)	19-21
Total	508-179



EARLE



DAVIS



STEWART



MCDEVITT

C-USA PLAYERS OF THE YEAR



NICK KING

King made his only season as a Blue Raider count, as he became the program's first All-American and Karl Malone Award Finalist in addition to being named C-USA's Player of the year and Newcomer of the Year. A Memphis, Tennessee native, King played two

2018 C-USA Player of the Year
2018 USA Today All-American

seasons at Memphis and one season at Alabama before arriving in Murfreesboro. King averaged 21.0 points and 8.4 rebounds and shot 49.5% on his way to breaking the MT record for points in a single season (694). He was also named the Tennessee Sports Hall of Fame Amateur Male Athlete of the Year.



JACOREY WILLIAMS

After three years at Arkansas, Williams chose to spend his final collegiate season as a Blue Raider. The Birmingham, Alabama native became MT's second C-USA Player of the Year award recipient by averaging 17.3 points and 7.3 rebounds while shooting

2017 C-USA Player of the Year

53.3%. Williams was instrumental in leading the Blue Raiders back to the Round of 32 in the NCAA Tournament for the second consecutive season after defeating No. 5-seed Minnesota in the opening round. He was named TSWA Player of the Year and was a College Sports Madness All-High Major Second Team selection.



SHAWN JONES

Jones helped MT usher in the C-USA era by being named the league's Player of the Year in the Blue Raiders' first season as a member school. A Hialeah, Florida product, Jones led his team in scoring (14.2 ppg), rebounds (8.5 rpg), blocked

2014 C-USA Player of the Year

shots (63), and shooting percentage (57.7%) as a senior. He also became the third player in program history to amass 1,000 points, 500 rebounds, and 100 blocks in his career. At the end of the season, Jones played in the Reese's Division I College All-Star Game and was named to the NABC All-District First Team.

Other Conference Players of the Year for MT: LaRon Dendy (Sun Belt, 2012), Jerry Beck (OVC, 1982), Tim Sisneros (OVC, 1976), and George Sorrell (OVC, 1975).

POWER 5 WINS IN THE PAST DECADE



11-15-11 | Los Angeles, CA

86-66

MT shoots SBC record 90.9% from three-point range



12-21-11 | Southaven, MS

68-56

Kermit Davis ties Jimmy Earle's record for all-time wins at MT (164)



03-19-12 | Knoxville, TN

71-64

Raiders close game on 15-0 run to upset No. 1 Tennessee in NIT



12-08-12 | Murfreesboro, TN

65-62

Kerry Hammonds makes go-ahead jumper with 40 seconds remaining



12-21-12 | Nashville, TN

56-52

MT erases nine-point deficit in second half to win at Bridgestone Arena



12-12-15 | Nashville, TN

88-81

MT wins overtime thriller with five players in double-digit scoring



03-18-16 | St. Louis, MO

90-81

Blue Raiders win over No. 2 Michigan State in NCAA Tournament



11-30-16 | Oxford, MS

77-62

MT goes wire-to-wire in Oxford behind 56.3% shooting from three



12-08-16 | Murfreesboro, TN

71-48

Giddy Potts pours in 27; Raiders dominate on both ends of the court



03-16-17 | Milwaukee, WI

81-72

Nine Blue Raiders score as MT downs No. 5 Minnesota to advance to Round of 32



12-06-17 | Nashville, TN

66-63

King, Walters and Potts combine for 55 points in win at Memorial Gym



12-09-17 | Murfreesboro, TN

77-58

Nick King leads with 25 points; Raiders win fifth straight over SEC



Middle Tennessee enters the 2021-22 basketball season with some new pieces on the roster for head coach Nick McDevitt to utilize.

McDevitt, entering his fourth season at MT, and his staff have retooled the roster with six newcomers. Add their talent and athleticism to eight returning letterwinners from 2020-21, and the Blue Raiders will have a deep rotation to draw from this season.

Thanks to the addition of those faces and the fact that the team has been able to spend more time together than it had under COVID-19 restrictions in 2020, McDevitt is excited about what he's seen in practice.

Preseason pick in C-USA

After finishing 5-18 overall and 3-13 in Conference USA play last year, the Blue Raiders were picked by the league's head coaches during this preseason to finish 14th.

An influx of new faces

If Middle Tennessee can climb in the C-USA standings this season, it'll likely be thanks in part to its handful of newcomers. The Blue Raiders will need to replace 64% of their scoring from last year and 61% of their minutes played.

McDevitt and company added six new faces to the locker room over the offseason, including graduate transfer Josh Jefferson; junior college transfers Justin Bufford, Isaiah Turner and Camryn Weston; true freshman Teafale Lenard, Jr. and walk-on Jaellan White, who spent 2020-21 as a student manager for the Blue Raiders after playing two seasons at Motlow State.

Jefferson brings experience from Division I stops at Green Bay and Illinois State and two years at Lake Land College in Illinois. The New Albany, Ind., native was in the top 20 in the Horizon League in scoring in 2020-21 and third on the Phoenix with 56 assists.

Bufford comes to Murfreesboro after one season at Shelton State Community College, where he averaged 12.5 points and 6.1 rebounds per game.

Turner started 26 of 49 games played in two years at Odessa College, where he averaged 10.2 points and 4.2 rebounds in 20-21.

Weston, a native of Albany, Ga., averaged 10.4 points, 5.3 rebounds and 2.8 assists as a sophomore at Southeastern

Community College in Iowa in '20-21.

White, after serving as manager last season, brings a 90+-percent free throw stroke from his two-year career at Motlow State.

Veterans solidifying their roles

A few key players are returning for Middle Tennessee this season to join the newcomers. Murfreesboro native Donovan Sims, is one of three fifth- or sixth-year players on the team along with DeAndre Dishman and Josh Jefferson.

Returning big man Jared Coleman-Jones looks to see an increased role in the front court. Athletic forward Tyler Millin has put in a ton of work over the offseason to factor into the rotation.

Wings Eli Lawrence and Elias King will figure to improve on 15.9 and 8.1 minutes per game, respectively. COVID freshman Christian Fussell has a year of experience under his belt in McDevitt's system heading into '21-22.

Back to business as usual

After a shortened 2020-21 season due to the COVID-19 pandemic, Middle Tennessee men's basketball is back to a typical non-pandemic schedule for 2021-22. Other than the likely requirement that fans wear masks to games and lingering restrictions around air travel, the upcoming year promises to be near normal.

The Blue Raiders' non-conference schedule features 13 games against 12 different opponents. It starts at home on Nov. 9 against NAIA opponent Brescia. Other non-conference home opponents include Bethune-Cookman, Winthrop, Bryan, UT Martin and Coastal Carolina. MT will play non-conference road games at Murray State, UT Martin, Chattanooga and Ole Miss.

The 2021-22 slate also features an international trip for the Blue Raiders. After tipping off the Cancun Challenge against Stephen F. Austin in Nacogdoches, Texas, MT will head south of the border to take on Rider and either Bucknell or Mercer the week of Thanksgiving..

The Conference-USA portion of the schedule features home-and-home series with Florida Atlantic, FIU, Marshall, Westkern Kentucky, Charlotte and Old Dominion. UTSA, UTEP, and Southern Miss come to the Murpy Center, while the Blue Raiders will visit Rice, North Texas and UAB for single meetings. The C-USA schedule begins Dec. 30.



CONFERENCE USA

Building the Next Generation of Great College Programs

Conference USA is building the next generation of great college programs with innovative partnerships, dynamic leadership and diverse membership. We are STRONGER TOGETHER and determined to achieve our vision THE C-USA WAY. A league rich in history and tradition, C-USA prides itself on upholding unwavering standards of success and integrity throughout the ever-changing landscape of collegiate athletics. The commitment to excellence, leadership and its student-athletes in competition, academics and community remains at the forefront as the league embarks on its 27th season.

Conference USA enjoys a far-reaching fan base with its 14 members: Charlotte, FIU, Florida Atlantic, Louisiana Tech, Marshall, Middle Tennessee, North Texas, Old Dominion, Rice, Southern Miss, UAB, UTEP, UTSA and WKU.

Debuting in 1995, Conference USA teams have combined for 121 bowl appearances in football, 112 NCAA Tournament appearances in basketball, including three Final Fours, 77 NCAA baseball appearances including six College World Series berths, 100 NCAA soccer tournament appearances including five trips to the College Cup, and 41 individual national champions in track and field and cross country. The league celebrated its first team national championship with Marshall winning the 2020 Men's Soccer College Cup with a thrilling overtime victory.

Success is not limited to athletic achievement as more than 265 Conference USA student-athletes have garnered Academic All-America honors, and more than 877 have achieved academic all-district laurels and thousands of student-athletes have earned a college degree.

Conference USA sponsors competition in 20 sports – nine for men (baseball, basketball, cross country, football, golf, soccer, tennis, and indoor and outdoor track and field) and 11 for women (basketball, beach volleyball, cross country, golf, soccer, softball, swimming and diving, tennis, indoor and outdoor track and field, and volleyball).

The league promotes the scholar-athlete ideal, honoring outstanding academic achievement with numerous conference-sponsored awards, including the Commissioner's

Honor Roll and the Commissioner's Academic Medal as well as sport-specific All-Academic teams.

C-USA annually awards 14 Jim Castañeda Postgraduate Scholarships, along with the Sport Academic Awards, Scholar-Athletes of the Year and the Institutional Academic Excellence Award. Additionally, Conference USA presents a Spirit of Service Award three times each year, recognizing student-athletes who excel on the field, in the classroom and give back to the community through significant service efforts and participation.

The conference's footprint is concentrated with 14 members in 10 states and a combined area population of more than 30 million. With a commitment to community involvement, the conference developed several initiatives to maintain strong ties in C-USA cities, as well as with fans and alumni across the country. C-USA schools also place a priority on giving back to their communities through volunteer service with local and national organizations. Individually, student-athletes are recognized each season through the Spirit of Service award.

SUCCESS ON THE PLAYING FIELD

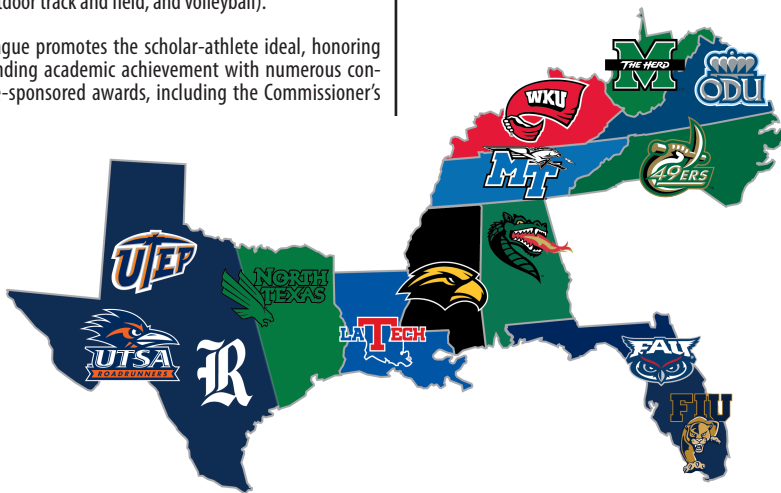
Conference USA performers have achieved great success in competition, placing the league among the top conferences in the nation.

Football

- 121 teams have earned bowl bids
- Eligible for the College Football Playoff
- Conference USA has seven guaranteed bowl selections for the 2020 season and associations with 16 different bowls. C-USA will send teams to the Bahamas Bowl, R+L Carriers New Orleans Bowl and Radiance Technologies Independence Bowl this year.

Men's Basketball

- 140 postseason teams (57 NCAA, 52 NIT, 15 CBI, 14 CIT, 2 LV16)
- One National Championship title game appearance





- CONFERENCE USA -

- Three Final Four teams
- Seven Elite Eight NCAA Tournament teams
- One NIT Champion and six NIT semifinalists
- Two CBI Champions
- One CIT Championship
- Inaugural Las Vegas 16 Champion

Women's Basketball

- 55 NCAA Tournament appearances
- 70 WNIT appearances
- One Sweet 16 NCAA Tournament team
- Three WNIT semifinalists
- Two WBI Champions

Baseball

- 77 NCAA appearances
- Six College World Series appearances (2009, 2008, 2007, 2006, 2005 and 2001)
- 14 Super Regional appearances
- Has produced at least four NCAA teams in 11 of the past 16 seasons

Men's Soccer

- 2020 National Champion (Marshall)
- Five College Cup appearances

In addition to the numerous NCAA Tournament berths, C-USA has sent three softball teams to the Women's College World Series and four volleyball teams to the NCAA Sweet 16. The league has also had 41 national champions in NCAA track and field competition, one national champion in diving, and numerous NCAA individual and team competitors in cross country, golf, swimming, tennis, and track and field. Overall, Conference USA teams and individuals have made more than 2,000 NCAA appearances. The Michael L. Slive Athlete of the Year Award, named after the league's first commissioner, recognizes the most outstanding male and female student-athlete each season.

SUCCESS OFF THE FIELD

C-USA institutions are among the nation's best in academic performance of student-athletes, bolstered by the fact that student-athletes at league schools have a higher graduation rate than the general student population. Among C-USA's 5,000 student-athletes, there are champions off the playing field as well. In 26 years, more than 40,000 student-athletes have been named to the Commissioner's Honor Roll or received the Commissioner's Academic Medal, indicative of outstanding achievement in the classroom. Honor Roll is awarded to student-athletes in Conference sponsored sports that have achieved a 3.0 cumulative GPA or above, while Academic Medal recipients have achieved a 3.75 cumulative GPA or above.

C-USA MULTIMEDIA PARTNERS

C-USA enjoys significant exposure through various multimedia partners. Partnerships include CBS Sports Network, Stadium, ESPN and Facebook. The multi-tiered selection process that is rooted in partnering with all entities has substantially increased the number of national, regional and digital appearances for football, men's and women's basketball, and several other conference Olympic sports.

C-USA membership includes eight institutions in the Top 75 television markets, six in the Top 40 media markets and five in the Top 25 according to SNL Kagan. C-USA home markets include more than 13 million TV households with a total population of more than 30 million people.

CUSA.TV

Conference USA introduced CUSA TV in the fall of 2016. Powered by Sidearm Sports, CUSA TV includes live streaming of non-televised events, video on demand, specialty events, regular-season and championship event highlights, press conferences and feature stories. Available exclusively at CUSA.tv, it is one-stop online access to the league and each school has its own branded channel and URL.

C-USA IN THE COMMUNITY

Conference USA values the performances of its student-athletes on and off the playing field. The league also places an emphasis on cultivating relationships in C-USA member communities through volunteer service and has implemented several initiatives designed to maintain strong ties within our communities, as well as with fans and alumni across the country. Individually, student-athletes are recognized each season through the Spirit of Service award.

GOVERNANCE

Conference USA has significant representation in the NCAA governance structure. The presidents of the member institutions serve as the league's Board of Directors.

A PROUD HISTORY

Conference USA was formed in 1995 and quickly emerged as one of the nation's top conferences. The conference unveiled its name, logo and commissioner April 24, 1995, in Chicago. The league's charter members were Charlotte, Cincinnati, DePaul, Houston, Louisville, Marquette, Memphis, Saint Louis, Southern Miss, Tulane, UAB and USF. Eleven of the institutions began athletic participation in 1995, while Houston joined competition in the fall of 1996.

The league's headquarters were established in Chicago and, after nine years, relocated to Irving, Texas. The office is now located in Dallas, Texas as of 2018. Britton Banowsky was named Commissioner in October 2002, succeeding Mike Slive, the league's first Commissioner. In October 2015, Judy MacLeod became the league's third Commissioner.

C-USA added East Carolina (September, 1996) and the United States Military Academy (March, 1997) as football members. ECU began league competition in 1997; Army in 1998 and UAB began football play in 1999. The league brought in TCU and ECU (1999) for all sports and they began competition in 2001. USF started C-USA football in 2003. Marshall, Rice, SMU, Tulsa, UCF and UTEP became full-time Conference USA members for all sports in 2005.

In 2013, charter member Charlotte returned to C-USA and was joined by new members FIU, Florida Atlantic, Louisiana Tech, Middle Tennessee, North Texas, Old Dominion and UTSA. WKU joined the league on July 1, 2014.





CONFERENCE USA PRESEASON POLL

1. UAB (8)	8. Rice
2. LA Tech (6)	9. Florida Atlantic
3. WKU	10. UTEP
4. Marshall	11. UTSA
5. Old Dominion	12. Southern Miss
6. North Texas	13. FIU
7. Charlotte	14. Middle Tennessee

CONFERENCE USA PRESEASON TEAM

Jahmir Young	Jr.	G	Charlotte
Taevion Kinsey	Sr.	G	Marshall
Kenneth Lofton, Jr.	Fr.	F	LA Tech
Josh Anderson	Sr.	G	WKU
Quincy Olivari	So.	G	Rice
Tyler Stevenson	Jr.	F	Southern Miss
Tavin Lovan	Jr.	G	UAB
Souley Boum	R-Jr.	G	UTEP
Thomas Bell	Sr.	F	North Texas
Kalu Ezikpe	Jr.	F	Old Dominion
Isaiah Crawford	So.	F	LA Tech



Dates: March 8-12, 2021

Location: Frisco, Texas

Venue: Ford Center at The Star

GAME SCHEDULE

Tues. March 8

Game 1 (ESPN+)	6:30 pm
Game 2 (ESPN+)	7:00 pm

Wed. March 9

Game 3 (ESPN+)	5:30 pm
Game 4 (ESPN+)	6:00 pm
Game 5 (ESPN+)	8:00 pm
Game 6 (ESPN+)	8:30 pm

Thursday, March 10

Quarterfinal 1 (Stadium)	5:30 pm
Quarterfinal 2 (Stadium)	6:00 pm
Quarterfinal 3 (Stadium)	8:00 pm
Quarterfinal 4 (Stadium)	8:30 pm

Fri., March 11

Semifinal 1 (CBS Sports Network)	11:30 am
Semifinal 2 (CBS Sports Network)	2:00 pm

Sat., March 13

C-USA Championship Game (CBS Sports Network)	8:00 pm
----------------------------------------------	---------

PAST CHAMPIONSHIP GAMES

1996	Cincinnati 85, Marquette 84 (OT)
1997	Marquette 60, Charlotte 52
1998	Cincinnati 71, Charlotte 57
1999	Charlotte 68, Louisville 59
2000	Saint Louis 56, DePaul 49
2001	Charlotte 86, Cincinnati 72
2002	Cincinnati 77, Marquette 63
2003	Louisville 83, UAB 78
2004	Cincinnati 55, DePaul 50
2005	Louisville 75, Memphis 74
2006	Memphis 57, UAB 46
2007	Memphis 71, Houston 59
2008	Memphis 77, Tulsa 51
2009	Memphis 64, Tulsa 39
2010	Houston 81, UTEP 73
2011	Memphis 67, UTEP 66
2012	Memphis 83, Marshall 57
2013	Memphis 91, Southern Miss 79 (2OT)
2014	Tulsa 69, LA Tech 60
2015	UAB 73, Middle Tennessee 60
2016	Middle Tennessee 55, Old Dominion 53
2017	Middle Tennessee 83, Marshall 72
2018	Marshall 67, WKU 66
2019	Old Dominion 62, WKU 56
2020	CANCELED DUE TO COVID-19
2021	North Texas 61, WKU 57



M I D D L E T E N N E S S E E M E N ' S B A S K E T B A L L

SCHEDULE/OPPONENTS



- 2021-22 SCHEDULE -

NOVEMBER

Tuesday	Nov 9	Brescia	Murfreesboro, TN	5:00 PM
Friday	Nov 12	Bethune-Cookman	Murfreesboro, TN	6:00 PM
Tuesday	Nov 16	Winthrop	Murfreesboro, TN	6:00 PM
Friday	Nov 19	@ Stephen F. Austin^	Nacogdoches, TX	7:00 PM
Tuesday	Nov 23	Rider^(FloHoops)	Cancun, Mexico	11:30 AM
Wednesday	Nov 24	Bucknell/Mercer^(FloHoops)	Cancun, Mexico	TBA
Saturday	Nov 27	Bryan (TN) College	Murfreesboro, TN	2:00 PM

DECEMBER

Wednesday	Dec 1	UT Martin	Murfreesboro, TN	6:00 PM
Saturday	Dec 4	@ Murray State	Murray, KY	7:00 PM
Saturday	Dec 11	@UT Martin	Martin, TN	8:00 PM
Wednesday	Dec 15	@ Ole Miss (SECN+)	Oxford, MS	6:30 PM
Sunday	Dec 19	Coastal Carolina	Murfreesboro, TN	2:00 PM
Wednesday	Dec 22	@ Chattanooga	Chattanooga, TN	6:00 PM
Thursday	Dec 30	UTSA *	Murfreesboro, TN	4:00 PM

JANUARY

Saturday	Jan 1	UTEP *	Murfreesboro, TN	1:00 PM
Thursday	Jan 6	@ Rice *	Houston, TX	7:00 PM
Saturday	Jan 8	@ North Texas *	Denton, TX	5:00 PM
Thursday	Jan 13	Florida Atlantic *	Murfreesboro, TN	6:00 PM
Saturday	Jan 15	FIU *	Murfreesboro, TN	5:00 PM
Saturday	Jan 22	Southern Miss *	Murfreesboro, TN	5:00 PM
Thursday	Jan 27	@ Marshall *	Huntington, WV	6:00 PM
Saturday	Jan 29	@ WKU *	Bowling Green, KY	2:00 PM

FEBRUARY

Saturday	Feb 5	@ UAB *(ESPN+)	Birmingham, AL	3:00 PM
Thursday	Feb 10	Old Dominion *(ESPN+)	Murfreesboro, TN	6:00 PM
Sunday	Feb 13	Charlotte *(ESPN+)	Murfreesboro, TN	2:00 PM
Thursday	Feb 17	@ FIU*	Miami, FL	6:00 PM
Saturday	Feb 19	@ Florida Atlantic *	Boca Raton, FL	3:00 PM
Thursday	Feb 24	Marshall *	Murfreesboro, TN	6:00 PM
Friday	Feb 26	WKU *(ESPN+)	Murfreesboro, TN	6:00 PM

MARCH

Wednesday	March 2	@ Charlotte *(ESPN+)	Charlotte, NC	TBA
Saturday	March 5	@ Old Dominion *	Norfolk, VA	TBA
Wed.-Sat.	March 9-12	Conference USA Championship !	Frisco, TX	TBA

^ – Cancun Challenge (Nacogdoches, Texas/Cancun, Mexico)

* – Conference USA game

! – The Ford Center at The Star (Frisco, TX)

All times central and subject to change

BRESCIA BEARCATS // FIRST MEETING



11.9 // Murfreesboro, TN

GENERAL INFORMATION	TEAM INFORMATION	COMMUNICATIONS
Location: Owensboro, KY Enrollment: 918 President: Fr. Larry Hostetter Athletic Director: Sarah Gayler Arena: Moore Center Colors: Blue & Yellow Nickname: Bearcats Conference: River States (NAIA)	2020-21 Record: 3-12, 0-0 2020-21 Finish: 7th RSC West 2020-21 Postseason: N/A Letterwinners R/L: 10/13 Starters R/L: Head Coach: Sarah Gayler Record at School: 0-0 (1st season) Career Record: 0-0 (1st season)	SID: Cameron Williams Office: (270) 686-2116 Cell: E-Mail: cameron.williams@brescia.edu Website: bresciabearcats.com Twitter: @BresciaHoops

BETHUNE-COOKMAN WILDCATS // FIRST MEETING



9.12 // Murfreesboro, TN

GENERAL INFORMATION	TEAM INFORMATION	COMMUNICATIONS
Location: Daytona Beach, FL Enrollment: 2,746 President: Dr. Hiram C. Powell Athletic Director: Reggie Theus Arena: Moore Gymnasium (3,000) Colors: Maroon & Gold Nickname: Wildcats Conference: MEAC	2020-21 Record: Did not play 2020-21 Finish: Did not play 2020-21 Postseason: Did not play Letterwinners R/L: Starters R/L: Head Coach: Reggie Theus Record at School: 0-0 (1st Season) Career Record: 94-128 (7 Seasons)	SID: Ruben Perez Office: (386) 481-2206 Cell: E-Mail: perezr@cookman.edu Website: bcuathletics.com Twitter: @BCUhoops

WINTHROP EAGLES // FIRST MEETING



9.16 // Murfreesboro, TN

GENERAL INFORMATION	TEAM INFORMATION	COMMUNICATIONS
Location: Rock Hill, SC Enrollment: 6,109 President: Dr. George W. Hynd Athletic Director: Ken Halpin Arena: Winthrop Coliseum (6,100) Colors: Gold & Garnet Nickname: Eagles Conference: Big South	2020-21 Record 23-2, 17-1 2020-21 Finish: 1st Big South 2020-21 Postseason: NCAA 1st Round Letterwinners R/L: 9/6 Starters R/L: 2/3 Head Coach: Mark Prosser Record at School: 0-0 (1st Season) Career Record: 37-53 (3 Seasons)	SID: Brett Redden Office: (803) 323-2129 ext. 6246 Cell: (803) 367-1649 E-Mail: reddeb@winthrop.edu Website: winthroeagles.com Twitter: @Winthrop_MBB

STEPHEN F. AUSTIN LUMBERJACKS // FIRST MEETING



11.19 // Nacogdoches, TX

GENERAL INFORMATION	TEAM INFORMATION	COMMUNICATIONS
Location: Nacogdoches, TX Enrollment: 11,623 President: Dr. Scott A. Gordon Athletic Director: Ryan Ivey Arena: William R. Johnson Coliseum (7,203) Colors: Purple & White Nickname: Lumberjacks Conference: Southland	2020-21 Record: 16-5, 12-3 2020-21 Finish: 3rd SLC 2020-21 Postseason: None Letterwinners R/L: 7/5 Starters R/L: 4/1 Head Coach: Kyle Keller Record at School: 104-46 (5 Seasons) Career Record: 104-46 (5 Seasons)	SID: TBA Office: (936) 468-7106 Cell: E-Mail: Website: sfajacks.com Twitter: @SFA_MBB

RIDER BRONCS // FIRST MEETING



11.24 // Cancun, Mexico

GENERAL INFORMATION	TEAM INFORMATION	COMMUNICATIONS
Location: Lawrence Township, NJ Enrollment: 3,630 President: Dr. Gregory G. Dell'Omo Athletic Director: Don Harnum Arena: Alumni Gymnasium (1,650) Colors: Cranberry & Grey Nickname: Broncs Conference: MAAC	2020-21 Record: 6-17 2020-21 Finish: 11th MAAC 2020-21 Postseason: MAAC Quarterfinals Letterwinners R/L: 9/5 Starters R/L: 3/2 Head Coach: Kevin Baggett Record at School: 147-133 (9 Seasons) Career Record: 147-133 (9 Seasons)	SID: Greg Ott Office: (609) 896-5138 Cell: (908) 783-5258 E-Mail: grott@rider.edu Website: gobroncs.com Twitter: @ridermbb

- 2021-22 OPPONENTS -**BUCKNELL BISON // MT LEADS SERIES 1-0**

11.24 // Cancun, Mexico

GENERAL INFORMATION	TEAM INFORMATION	COMMUNICATIONS
Location: Lewisburg, PA Enrollment: 3,624 President: Dr. John C. Brawman Athletic Director: Jermaine Truax Arena: Sojka Pavilion (4,000) Colors: Blue & Orange Nickname: Bison Conference: Patriot League	2020-21 Record: 5-7 2020-21 Finish: 6th PL 2020-21 Postseason: PL Semifinals Letterwinners R/L: 8/6 Starters R/L: 2/3 Head Coach: Nathan Davis Record at School: 103-65 (6 Seasons) Career Record: 103-65 (6 Seasons)	SID: Jon Terry Office: (570) 577-3121 Cell: (570) 850-9603 E-Mail: terry@bucknell.edu Website: bucknellbison.com Twitter: @Bucknell_MBB

MERCER BEARS // MT LEADS SERIES 5-3

11.24 // Cancun, Mexico

GENERAL INFORMATION	TEAM INFORMATION	COMMUNICATIONS
Location: Macon, GA Enrollment: 8,600 President: Dr. William D. Underwood Athletic Director: Jim Cole Arena: Hawkins Arena (3,200) Colors: Orange & Black Nickname: Bears Conference: Southern	2020-21 Record: 18-11, 8-9 2020-21 Finish: 7th Southern 2020-21 Postseason: SoCon Finals Letterwinners R/L: 8/5 Starters R/L: 3/2 Head Coach: Greg Gary Record at School: 35-26 (2 Seasons) Career Record: 35-26 (2 Seasons)	SID: Jacob List Office: (478) 301-5218 Cell: (859) 912-3588 E-Mail: list_jim@mercer.edu Website: mercerbears.com Twitter: @MercerMBB

BRYAN LIONS // MT LEADS SERIES 1-0

11.27 // Murfreesboro, TN

GENERAL INFORMATION	TEAM INFORMATION	COMMUNICATIONS
Location: Dayton, TN Enroll President: Dr. Douglas F. Mann Athletic Director: David Holcomb Arena: Summers Gymnasium Colors: Red & Gold Nickname: Lions Conference: Appalachian Athletic (NAIA)	2020-21 Record: 6-10, 9-12 2020-21 Finish: 9th AAC 2020-21 Postseason: AAC First Round Letterwinners R/L: 12/8 Starters R/L: 3/2 Head Coach: Don Rekoske Record at School: 239-244 (17 Seasons) Career Record: 379 wins (25 Seasons)	SID: David Kalk Office: (423) 775-7475 Cell: E-Mail: david.kalk@bryan.edu Website: bryanlions.com Twitter: @BryanLionsMBB

UT MARTIN SKYHAWKS // UTC LEADS SERIES 33-3212.01 // Murfreesboro, TN
12.11 // Martin, TN

GENERAL INFORMATION	TEAM INFORMATION	COMMUNICATIONS
Location: Martin, TN Enrollment: 6,705 President: Dr. Keith S. Carver, Jr. Athletic Director: Kurt McGuffin Arena: Elam Center (4,300) Colors: Blue & Orange Nickname: Skyhawks Conference: Ohio Valley	2020-21 Record: 8-16, 6-14 2020-21 Finish: T-9th OVC 2020-21 Postseason: None Letterwinners R/L: 0/19 Starters R/L: 0/5 Head Coach: Ryan Ridder Record at School: 0-0 (1st Season) Career Record: 48-45 (3 Seasons)	SID: Ryne Rickman Office: (731) 881-7632 Cell: (270) 703-2601 E-Mail: rrickman@utm.edu Website: utmsports.com Twitter: @SkyhawkHoops

MURRAY STATE RACERS // MSU LEADS SERIES 105-38

12.4 // Murray, KY

GENERAL INFORMATION	TEAM INFORMATION	COMMUNICATIONS
Location: Murray, KY Enrollment: 10,998 President: Dr. Robert L. Jackson Athletic Director: Kevin Saal Arena: CFSB Center (8,600) Colors: Navy Blue & Gold Nickname: Racers Conference: Ohio Valley	2020-21 Record: 13-13, 10-10 2020-21 Finish: T-5th OVC 2020-21 Postseason: OVC First Round Letterwinners R/L: 9/5 Starters R/L: 4/1 Head Coach: Matt McMahon Record at School: 123-64 (6 Seasons) Career Record: 123-64 (6 Seasons)	SID: Dave Winder Office: (270) 809-4271 Cell: E-Mail: dwinder@murraystate.edu Website: goracers.com Twitter: @RacersHoops

OLE MISS REBELS // OLE MISS LEADS 7-6

12.15 // Oxford, MS

GENERAL INFORMATION

Location: Oxford, MS
 Enrollment: 23,090
 President: Dr. Glenn Boyce
 Athletic Director: Keith Carter
 Arena: The Pavilion at Ole Miss (9,500)
 Colors: Cardinal Red & Navy Blue
 Nickname: Rebels
 Conference: Southeastern

TEAM INFORMATION

2020-21 Record: 16-12, 10-8
 2020-21 Finish: 6th SEC
 2020-21 Postseason: NIT First Round
 Letterwinners R/L: 7/7
 Starters R/L: 2/3
 Head Coach: Kermit Davis
 Record at School: 51-42 (3 Seasons)
 Career Record: 454-280 (23 Seasons)

COMMUNICATIONS

SID: Tyler Wooten
 Office: (662) 915-7509
 Cell: (662) 816-9934
 E-Mail: tjwooten@olemiss.edu
 Website: olemisssports.com
 Twitter: @OleMissMBB

COASTAL CAROLINA CHANTICLEERS // CCU LEADS 1-0

12.19 // Murfreesboro, TN

GENERAL INFORMATION

Location: Conway, SC
 Enrollment: 10,479
 President: Dr. Michael T. Benson
 Athletic Director: Matt Hogue
 Arena: HTC Center (3,600)
 Colors: Teal & Bronze
 Nickname: Chanticleers
 Conference: Sun Belt

TEAM INFORMATION

2020-21 Record: 18-8, 9-5
 2020-21 Finish: 2nd Sun Belt East
 2020-21 Postseason: CBI Finals
 Letterwinners R/L: 8/8
 Starters R/L: 3/2
 Head Coach: Cliff Ellis
 Record at School: 264-189 (14 Seasons)
 Career Record: 800-527 (44 Seasons)

COMMUNICATIONS

SID: Darrell Orand
 Office: (843) 349-6467
 Cell: (843) 333-4067
 E-Mail: dorand@coastal.edu
 Website: goccusports.com
 Twitter: @CoastalMBB

CHATTANOOGA MOCS // UTC LEADS SERIES 34-32

12.22 // Chattanooga, TN

GENERAL INFORMATION

Location: Chattanooga, TN
 Enrollment: 10,308
 Chancellor: Dr. Stephen R. Angle
 Athletic Director: Mark Wharton
 Arena: FAU Arena (2,980)
 Colors: Navy Blue & Gold
 Nickname: Mocs
 Conference: Southern

TEAM INFORMATION

2020-21 Record: 18-8, 9-7
 2020-21 Finish: 4th Southern
 2020-21 Postseason: Southern First Round
 Letterwinners R/L: 7/2
 Starters R/L: 4/1
 Head Coach: Lamont Paris
 Record at School: 60-64 (4 Seasons)
 Career Record: 60-64 (4 Seasons)

COMMUNICATIONS

SID: Corey Belonzi
 Office: (423) 425-2116
 Cell: (724) 674-4871
 E-Mail: corey-belonzi@utc.edu
 Website: gomocs.com
 Twitter: @GoMocsMBB

UTSA ROADRUNNERS // MT LEADS SERIES 7-1

12.30 // Murfreesboro, TN

GENERAL INFORMATION

Location: San Antonio, TX
 Enrollment: 34,742
 President: Dr. Taylor Eighmy
 Athletic Director: Lisa Campos
 Arena: Convocation Center (2,650)
 Colors: Navy Blue, Orange & White
 Nickname: Roadrunners
 Conference: Conference USA

TEAM INFORMATION

2020-21 Record: 15-11, 9-7
 2020-21 Finish: 4th C-USA West
 2020-21 Postseason: C-USA Second Round
 Letterwinners R/L: 9/5
 Starters R/L: 2/3
 Head Coach: Steve Henson
 Record at School: 79-79 (5 Seasons)
 Career Record: 79-79 (5 Seasons)

COMMUNICATIONS

SID: Brent Ingram
 Office:
 Cell: (210) 845-8651
 E-Mail: brent.ingram@utsa.edu
 Website: goutsa.com
 Twitter: @UTSAmbb

UTEP MINERS // MT LEADS SERIES 7-5

01.01 // Murfreesboro, TN

GENERAL INFORMATION

Location: El Paso, Texas
 Enrollment: 24,879
 President: Dr. Heather Wilson
 Athletic Director: Jim Senter
 Arena: Don Haskins Center (12,000)
 Colors: Blue, Orange & Silver
 Nickname: Miners
 Conference: Conference USA

TEAM INFORMATION

2020-21 Record: 12-12, 8-8
 2020-21 Finish: 5th C-USA West
 2020-21 Postseason: C-USA First Round
 Letterwinners R/L: 8/6
 Starters R/L: 4/1
 Head Coach: Joe Golding
 Record at School: 0-0 (1st Season)
 Career Record: 134-114 (8 Seasons)

COMMUNICATIONS

SID: Mark Brunner
 Office: (915) 747-5722
 Cell: (915) 472-6038
 E-Mail: arbonney@utep.edu
 Website: utepminers.com
 Twitter: @UTEP_MBB

- 2021-22 OPPONENTS -

RICE OWLS // SERIES TIED 6-6



01.06 // Houston, TX

GENERAL INFORMATION

Location: Houston, Texas
Enrollment: 6,628
President: David W. Leebron
Athletic Director: Joe Karlggaard
Arena: Tudor Fieldhouse (5,208)
Colors: Blue & Gray
Nickname: Owls
Conference: Conference USA

TEAM INFORMATION

2020-21 Record: 15-13, 6-10
2020-21 Finish: 6th C-USA West
2020-21 Postseason: C-USA Quarterfinal
Letterwinners R/L: 10/3
Starters R/L: 5/0
Head Coach: Scott Pera
Record at School: 50-73 (4 Seasons)
Career Record: 50-73 (4 Seasons)

COMMUNICATIONS

SID: Tim Andrzejewski
Office: (713) 348-3929
Cell: (662) 312-7663
E-Mail: Tim.Andrzejewski@rice.edu
Website: riceowls.com
Twitter: @RiceBasketball

NORTH TEXAS MEAN GREEN // MT LEADS SERIES 15-10



01.08 // Denton, TX

GENERAL INFORMATION

Location: Denton, TX
Enrollment: 40,796
President: Dr. Neal J. Smatresk
Athletic Director: Wren Baker
Arena: The Super Pit (10,500)
Colors: Kelly Green & White
Nickname: Mean Green
Conference: Conference USA

TEAM INFORMATION

2020-21 Record: 18-10, 9-5
2020-21 Finish: 3rd C-USA West
2020-21 Postseason: NCAA Second Round
Letterwinners R/L: 6/7
Starters R/L: 2/3
Head Coach: Grant McCasland
Record at School: 79-51 (4 Seasons)
Career Record: 99-63 (5 Seasons)

COMMUNICATIONS

SID: Luke Della
Office: (940) 369-7980
Cell: (510) 725-2130
E-Mail: luke.della@unt.edu
Website: meangreensports.com
Twitter: @MeanGreenMBB

FLORIDA ATLANTIC OWLS // MT LEADS SERIES 19-8



01.13 // Murfreesboro, TN
02.19 // Boca Raton, FL

GENERAL INFORMATION

Location: Boca Raton, FL
Enrollment: 30,000
President: John Kelly
Athletic Director: Brian White
Arena: FAU Arena (2,980)
Colors: Blue & Red
Nickname: Owls
Conference: Conference USA

TEAM INFORMATION

2020-21 Record: 13-10, 7-5
2020-21 Finish: 4th C-USA East
2020-21 Postseason: C-USA Second Round
Letterwinners R/L: 11/3
Starters R/L: 2/3
Head Coach: Dusty May
Record at School: 47-41 (3 Seasons)
Career Record: 47-41 (3 Seasons)

COMMUNICATIONS

SID: Jonathan Fraysure
Office:
Cell: (561) 430-7148
E-Mail: jfraysur@fau.edu
Website: fausports.com
Twitter: @FAUIMBB

FIU PANTHERS // MT LEADS SERIES 31-11



01.15 // Murfreesboro, TN
02.17 // Miami, FL

GENERAL INFORMATION

Location: Miami, FL
Enrollment: 54,000
President: Dr. Mark B. Rosenberg
Athletic Director: Pete Garcia
Arena: OceanBank Convocation Center (5,000)
Colors: Blue & Gold
Nickname: Panthers
Conference: Conference USA

TEAM INFORMATION

2020-21 Record: 9-17, 2-15
2020-21 Finish: 7th C-USA East
2020-21 Postseason: None
Letterwinners R/L: 7/8
Starters R/L: 2/3
Head Coach: Jeremy Ballard
Record at School: 48-44 (3 Seasons)
Career Record: 48-44 (3 Seasons)

COMMUNICATIONS

SID: Christina Anderson
Office: (305) 348-1496
Cell: (936) 648-6382
E-Mail: chanders@fiu.edu
Website: fuisports.com
Twitter: @FIUHoops

SOUTHERN MISS GOLDEN EAGLES // MT LEADS SERIES 11-5



01.22 // Murfreesboro, TN

GENERAL INFORMATION

Location: Hattiesburg, MS
Enrollment: 14,845
President: Dr. Rodney Bennett
Athletic Director: Jeremy McClain
Arena: Reed Green Coliseum (8,095)
Colors: Black & Gold
Nickname: Golden Eagles
Conference: Conference USA

TEAM INFORMATION

2020-21 Record: 8-17, 4-13
2020-21 Finish: 7th C-USA West
2020-21 Postseason: C-USA First Round
Letterwinners R/L 9/6
Starters R/L: 4/1
Head Coach: Jay Ladner
Record at School: 17-39 (2 Season)
Career Record: 93-127 (6 Seasons)

COMMUNICATIONS

SID: Jack MacDonald
Office: (601) 266-6240
Cell: (630) 659-5119
E-Mail: jack.macdonald@usm.edu
Website: southernmiss.com
Twitter: @SouthernMissMBB

MARSHALL THUNDERING HERD // MT LEADS SERIES 11-9

GENERAL INFORMATION

Location: Huntington, WV
 Enrollment: 12,862
 President: Dr. Jerome Gilbert
 Athletic Director: Jeff O'Malley
 Arena: Cam Henderson Center (9,043)
 Colors: Kelly Green & White
 Nickname: Thundering Herd
 Conference: Conference USA

TEAM INFORMATION

2020-21 Record: 15-7, 9-5
 2020-21 Finish: 3rd C-USA East
 2020-21 Postseason: C-USA First Round
 Letterwinners R/L: 9/2
 Starters R/L: 3/2
 Head Coach: Dan D'Antonio
 Record at School: 128-98 (7 Seasons)
 Career Record: 128-98 (7 Seasons)

COMMUNICATIONS

SID: Cody Linn
 Office:
 Cell: (740) 424-6342
 E-Mail: linnc@marshall.edu
 Website: herdzone.com
 Twitter: @HerdMBB



01.27 // Huntington, WV
 02.24 // Murfreesboro, TN

WKU HILLTOPPERS // WKU LEADS SERIES 97-43

GENERAL INFORMATION

Location: Bowling Green, KY
 Enrollment: 19,461
 President: Dr. Timothy C. Caboni
 Athletic Director: Todd Stewart
 Arena: E.A. Diddle Arena (7,523)
 Colors: Red & White
 Nickname: Hilltoppers
 Conference: Conference USA

TEAM INFORMATION

2020-21 Record: 21-8, 11-3
 2020-21 Finish: 1st C-USA East
 2020-21 Postseason: NIT Quarterfinal
 Letterwinners R/L: 6/9
 Starters R/L: 2/3
 Head Coach: Rick Stansbury
 Record at School: 82-52 (4 Seasons)
 Career Record: 375-218 (18 Seasons)

COMMUNICATIONS

SID: Zach Greenwell
 Office: (270) 745-5045
 Cell: (270) 668-4716
 E-Mail: zach.greenwell@wku.edu
 Website: wkusports.com
 Twitter: @WKUBasketball



01.29 // Bowling Green, KY
 02.26 // Murfreesboro, TN

UAB BLAZERS // UAB LEADS SERIES 15-9

GENERAL INFORMATION

Location: Birmingham, AL
 Enrollment: 22,563
 President: Dr. Ray Watts
 Athletic Director: Mark Ingram
 Arena: Bartow Arena (8,500)
 Colors: Forest Green & Old Gold
 Nickname: Blazers
 Conference: Conference USA

TEAM INFORMATION

2020-21 Record: 22-7, 13-5
 2020-21 Finish: 2nd C-USA West
 2020-21 Postseason: C-USA Second Round
 Letterwinners R/L: 7/7
 Starters R/L: 4/1
 Head Coach: Andy Kennedy
 Record at School: 22-7 (1 Season)
 Career Record: 288-176 (14 Seasons)

COMMUNICATIONS

SID: Tyler Hotz
 Office: (205) 934-0722
 Cell: (205) 644-5720
 E-Mail: thbotz@uab.edu
 Website: uabsports.com
 Twitter: @UAB_MBB



02.05 // Birmingham, AL

OLD DOMINION MONARCHS // MT LEADS SERIES 9-4

GENERAL INFORMATION

Location: Norfolk, VA
 Enrollment: 24,233
 President: John R. Broderick
 Athletic Director: Dr. Wood Selig
 Arena: Chartway Arena (8,472)
 Colors: Slate Blue, Silver & Light Blue
 Nickname: Monarchs
 Conference: Conference USA

TEAM INFORMATION

2020-21 Record: 15-8, 11-5
 2020-21 Finish: 2nd C-USA East
 2020-21 Postseason: C-USA First Round
 Letterwinners R/L: 6/6
 Starters R/L: 2/3
 Head Coach: Jeff Jones
 Record at School: 168-94 (8 Seasons)
 Career Record: 525-381 (29 Seasons)

COMMUNICATIONS

SID: Grant Gardner
 Office: (757) 683-5520
 Cell: (804) 245-0283
 E-Mail: gagardne@odu.edu
 Website: odusports.com
 Twitter: @ODUMensHoops



02.10 // Murfreesboro, TN
 03.05 // Norfolk, VA

CHARLOTTE 49ERS // MT LEADS SERIES 11-2

GENERAL INFORMATION

Location: Charlotte, NC
 Enrollment: 30,146
 Chancellor: Dr. Sharon L. Gaber
 Athletic Director: Mike Hill
 Arena: Halton Arena (9,105)
 Colors: Green & White
 Nickname: 49ers
 Conference: Conference USA

TEAM INFORMATION

2020-21 Record: 9-16, 5-11
 2020-21 Finish: 5th C-USA East
 2020-21 Postseason: C-USA First Round
 Letterwinners R/L: 9/6
 Starters R/L: 2/3
 Head Coach: Ron Sanchez
 Record at School: 33-50 (3 Seasons)
 Career Record: 33-50 (3 Seasons)

COMMUNICATIONS

SID: Brent Stastny
 Office: (704) 687-1021
 Cell: (980) 253-4951
 E-Mail: bmstastn@uncc.edu
 Website: charlotte49ers.com
 Twitter: @CharlotteMBB



02.05 // Murfreesboro, TN
 02.06 // Murfreesboro, TN

- 2021-22 OPPONENTS -

**BLUE
RAIDER**

BASKETBALL

LA TECH BULLDOGS // LA TECH LEADS SERIES 13-5

GENERAL INFORMATION

Location: Ruston, LA
Enrollment: 11,197
President: Dr. Les Guice
Athletic Director: Dr. Eric A. Wood
Arena: Thomas Assembly Center (8,000)
Colors: Red & Blue
Nickname: Bulldogs
Conference: Conference USA

TEAM INFORMATION

2020-21 Record: 24-8, 12-4
2020-21 Finish: 1st C-USA West
2020-21 Postseason: NIT Third Place
Letterwinners R/L: 7/6
Starters R/L: 4/1
Head Coach: Eric Konkol
Record at School: 129-65 (6 Seasons)
Career Record: 129-65 (6 Seasons)

COMMUNICATIONS

SID: Kane McGuire
Office: (318) 257-5314
Cell: (318) 549-2161
E-Mail: kmcguire@latech.edu
Website: latechsports.com
Twitter: @LATechHoops



SCHEDULE/OPPONENTS





M I D D L E T E N N E S S E E M E N ' S B A S K E T B A L L

2021-22 BLUE RAIDERS

- 2021-22 ROSTER -

NUMERICAL ROSTER

NO.	NAME	POS.	HT.	WT.	CL.	HOMETOWN / PREVIOUS SCHOOL
0	Isaiah Turner	F	6-9	240	So.	Auburndale, Fla. / Odessa College
1	Tyler Millin	F	6-7	205	So.	Calera, Ala. / Calera HS
2	DeAndre Dishman	F	6-6	235	R-Jr.	Lexington, Ky. / Eastern Kentucky
3	Donovan Sims	G	6-1	160	Gr.	Murfreesboro, Tenn. / Blackman HS
4	Justin Bufford	G	6-6	185	Fr.	Selma, Ala. / Shelton State CC
5	Eli Lawrence	G	6-5	185	So.	Atlanta, Ga. / Tri-Cities HS
10	Elias King	G	6-8	200	So.	Atlanta, Ga. / Mississippi State
11	Josh Jefferson	G	6-2	190	Gr.	New Albany, Ind. / Green Bay
12	Teafale Lenard, Jr.	G	6-7	195	Fr.	Snyder, Texas / Link Year PRep
13	Jaellan White	G	6-0	190	Sr.	Murfreesboro, Tenn. / Motlow State CC
14	Jalen Jordan	G	6-3	160	R-Jr.	Conyers, Ga. / St. Francis (NY)
15	Christian Fussell	F	6-10	215	Fr.	Atlanta, Ga. / Greenforest Christian Academy
23	Jared Coleman-Jones	F	6-10	240	So.	Hiram, Ga. / Northwestern
24	Camryn Weston	G	6-3	195	So.	Albany, Ga. / Southeastern (IA) CC

ALPHABETICAL ROSTER

NO.	NAME	POS.	HT.	WT.	CL.	HOMETOWN / PREVIOUS SCHOOL
4	Justin Bufford	G	6-6	185	Fr.	Selma, Ala. / Shelton State CC
23	Jared Coleman-Jones	F	6-10	240	So.	Hiram, Ga. / Northwestern
2	DeAndre Dishman	F	6-6	235	R-Jr.	Lexington, Ky. / Eastern Kentucky
15	Christian Fussell	F	6-10	215	Fr.	Atlanta, Ga. / Greenforest Christian Academy
11	Josh Jefferson	G	6-2	190	Gr.	New Albany, Ind. / Green Bay
14	Jalen Jordan	G	6-3	160	R-Jr.	Conyers, Ga. / St. Francis (NY)
10	Elias King	G	6-8	200	So.	Atlanta, Ga. / Mississippi State
5	Eli Lawrence	G	6-5	185	So.	Atlanta, Ga. / Tri-Cities HS
12	Teafale Lenard, Jr.	G	6-7	195	Fr.	Snyder, Texas / Link Year PRep
1	Tyler Millin	F	6-7	205	So.	Calera, Ala. / Calera HS
3	Donovan Sims	G	6-1	160	Gr.	Murfreesboro, Tenn. / Blackman HS
0	Isaiah Turner	F	6-9	240	So.	Auburndale, Fla. / Odessa College
24	Camryn Weston	G	6-3	195	So.	Albany, Ga. / Southeastern (IA) CC
13	Jaellan White	G	6-0	190	Sr.	Murfreesboro, Tenn. / Motlow State CC

Head Coach: Nick McDevitt, fourth season (UNC Asheville, 2001)

Assistant Coach: Sean Dixon, fourth season (Presbyterian, 2007)

Assistant Coach: Wes Long, fourth season (Clemson, 2004)

Assistant Coach: Turner Battle, first season (Buffalo, 2005)

Director of Basketball Operations: Logan Johnson, third season (Coastal Carolina, 2010)

Graduate Assistant: Reggie Scurry, first season (Middle Tennessee, 2021)

Graduate Assistant: Wisdom Martin, first season (Middle Tennessee, 2021)

Athletic Trainer: Reese Shivers, sixth season (LSU, 2013)

Strength Coach: Earl Hamilton, first season (Catholic University of America, 2014)

PRONUNCIATION GUIDE

Justin BUFFORD	Byoo-Furd
Christian FUSSELL	Fuss-ull
TEAFALE LENARD Jr.	Tee-AH-Fee-ELL Lenn-Urd
Nick MCDEVITT	Mick-Dev-It

ROSTER BREAKDOWN

Georgia (6)

Jared Coleman-Jones

Christian Fussell

Jalen Jordan

Elias King

Eli Lawrence

Camryn Weston

Alabama (2)

Justin Bufford

Tyler Millin

Tennessee (2)

Jaellan White

Donovan Sims

Florida (1)

Isaiah Turner

Kentucky (1)

DeAndre Dishman

Texas(1)

Teafale Lenard, Jr.

Indiana (1)

Josh Jefferson

TURNER

isaiah



CLASS
SO

POSITION
F

HEIGHT
6-9

WEIGHT
240

Auburndale,
Florida

HOMETOWN

Odessa
College

PREVIOUS
SCHOOL



Alford Turner... Has five siblings: PJ, Josh, Nehemiah, Pat and Kristina... His brother, PJ, played basketball at Davis and Elkins and UT-Pan American... His brother Josh played professionally in Slovenia and the Czech Republic after playing collegiately at the University of Calgary... Majoring in Integrated Studies... Hobbies include playing 2K and drawing... Favorite food is spaghetti... Favorite movie is All About the Benjamins... Favorite superhero is Spiderman... Favorite athlete is Kevin Durant... Biggest role model is Martin Luther King, Jr.

2020-21 (Sophomore at Odessa College): Started 13 of 19 games played... Averaged 10.2 points and 4.2 rebounds per game... Shot 51.1 percent from the floor... Scored a season-high 20 points at New Mexico Military Institute (3/29)... Scored in double figures 10 times, including each of his last four games of the year

2019-20 (Freshman at Odessa College): Played in 30 games, making 13 starts... Averaged 6.6 points, 3.7 rebounds, and 1.0 assist per game... Scored a season-high 15 points at Frank Phillips College (1/30)

Auburndale High School: Played for head coach Eric Robinson... Averaged 18.7 points, 6.0 rebounds and 4.0 assists as a senior

Personal: Born December 1, 2000... Son of Janie and



MILLIN

tyler



CLASS
SO

POSITION
F

HEIGHT
6-7

WEIGHT
205

Calera,
Alabama

HOMETOWN

Calera
HS

PREVIOUS
SCHOOL



2019-20 (Freshman): Competed in 26 of 31 games as a true freshman, averaging 3.6 points and 2.2 rebounds in 12.2 minutes per outing ... Played 20 minutes in his MT debut against Maryville (Nov. 5), adding nine points and six rebounds ... Posted 11 points on 3-4 from behind the arc at Lipscomb (Nov. 9) ... Notched career bests in points (12) and field goals (6-10) in the win over Mars Hill (Nov. 13) ... Played a career-best 29 minutes and contributed seven points and six rebounds in the win over Columbia International (Dec. 3) ... Finished one point and two rebounds shy of a double-double against Rhode Island (Dec. 29) with his eight rebounds going down as a career high ... Had seven points and four rebounds in his Conference USA debut at Old Dominion (Jan. 2) ... Scored seven points off the bench for the Blue Raiders at UAB (Feb. 12) ... Tallied six points and five boards in 15 minutes at Southern Miss (Feb. 22).

The Skills Factory: Played one year under Head Coach Rob Johnson ... Averaged 14 points, seven rebounds and three assists per game, earning him a spot on the All-Prep Team and leading TSF to a top-10 finish in its league.

Calera HS: Was named an All-Region performer at Calera ... Averaged 18 points and eight rebounds per game for his career.

Personal: Born March 30, 2000 in Birmingham, Ala. ... Son of Kimberly Law ... Has six brothers and five sisters ... Majoring in Visual Art ... Favorite food is pasta ... Favorite athlete is Paul George ... Favorite actor is Denzel Washington.

2020-21 (Sophomore): Came off the bench in all 23 games of the 2020-21 season, averaging 3.5 points and 2.2 rebounds per game ... Scored the basket that put the Blue Raiders up 20 points in the second half against Murray State (12/2/20) ... Tied career highs for points (12) and rebounds (8) and notched his first steal of the season in 27 minutes against Ole Miss (12/16/20) ... Played the most minutes off the bench (23) for the Blue Raiders while notching seven points and five rebounds in a game two victory over FIU (1/9/21) ... Scored a career-high 13 points in the game two win over Charlotte (2/6/21), going 3-for-3 from beyond the arc ... Dished out two assists in game one at Marshall (2/12/21) to tie his career high ... Drained a pair of three-pointers and posted his third double-digit scoring output of the season with 10 points in game two at Old Dominion (2/27/21).

MILLIN OVERALL CAREER STATS

Year	GP-GS	Min-Avg	FG-A	Pct	3FG-A	Pct	FT-A	Pct	Off-Def-Tot	Avg	PF-FO	A	TO	Blk	Stl	Pts-Avg
19-20	26-0	314-12.1	34-91	.374	10-49	.204	15-39	.385	17-40-57	2.2	39-1	9	20	8	8	93-3.6
20-21	23-0	269-11.7	31-90	.344	13-41	.317	6-11	.545	25-26-51	2.2	28-1	2	14	3	5	81-3.5
Total	49-0	583-11.9	65-181	.359	23-90	.256	21-50	.420	42-66-108	2.2	67-2	11	34	11	13	174-3.6

MILLIN C-USA CAREER STATS

Year	GP-GS	Min-Avg	FG-A	Pct	3FG-A	Pct	FT-A	Pct	Off-Def-Tot	Avg	PF-FO	A	TO	Blk	Stl	Pts-Avg
19-20	13-0	113-8.7	11-36	.306	3-21	.143	5-13	.385	7-8-15	1.2	17-0	2	5	3	1	30-2.3
20-21	16-0	197-12.3	20-63	.317	10-28	.357	6-10	.600	14-18-32	2.0	18-0	2	9	3	4	56-3.5
Total	29-0	310-10.7	31-99	.313	13-49	.265	11-23	.478	21-26-47	1.6	35-0	4	14	6	5	86-3.0

DISHMAN

deandre



R-JR **CLASS**

F **POSITION**

6-6 **HEIGHT**

235 **WEIGHT**

Lexington,
Kentucky

HOMETOWN

Eastern
Kentucky

**PREVIOUS
SCHOOL**

- 2 DEANDRE DISHMAN -

**BLUE
RAIDER**

BASKETBALL



2016-17 (Freshman at Eastern Kentucky): Appeared in 27 games, starting in seven in his rookie campaign ... averaged 5.9 points and 4.5 rebounds per game ... led the team with a 61.5 field goal percentage ... Added 20 assists, 19 steals and 12 blocks.

Bryan Station HS: Played for Head Coach Tommy Johnson at Bryan Station High School ... named honorable mention All-City by the Lexington Herald-Leader and to the 42nd District All-Tournament Team following his senior season ... Invited to play for Kentucky in the prestigious Ohio-Kentucky All-Star Game.

Personal: Born Jan. 13, 1998 in Lexington, Kentucky ... Son of William Holmes and Danielle Dishman ... Has two brothers, Dominique and Damian, and one sister, DeOnna ... Father played basketball at Eastern Kentucky ... Majoring in Integrated Studies ... Favorite foods are ribs, lobster and crab legs ... Favorite movie is Avengers ... Favorite athlete is Tracy McGrady ... Biggest role model is his grandmother.

2019-20 (Redshirt Junior): Missed the 2019-20 season due to a knee injury suffered during MT's preseason foreign tour in Costa Rica ... Member of the Conference USA Commissioner's Honor Roll.

2018-19 (Junior): Redshirted his first season at Middle Tennessee due to NCAA transfer rules.

2017-18 (Sophomore at Eastern Kentucky): Played in 30 games and earned 23 starts as a sophomore ... Averaged 11.7 points and 6.2 rebounds in 28 minutes per contest ... Shot a team-leading 56.8 percent from the field ... Tallied 32 assists, 28 steals and 23 blocks on the year.

DISHMAN OVERALL CAREER STATS

Year	GP-GS	Min-Avg	FG-A	Pct	3FG-A	Pct	FT-A	Pct	Off-Def-Tot	Avg	PF-FO	A	TO	Blk	Stl	Pts-Avg
*16-17	27-7	498-18.4	64-104	.615	0-0	.000	32-58	.552	41-80-121	4.5	53-1	20	33	12	19	160-5.9
*17-18	30-23	820-27.3	130-229	.568	0-1	.000	92-145	.634	66-120-186	6.2	71-0	32	51	23	28	352-11.7
20-21	23-23	538-23.4	57-146	.390	0-1	.000	30-52	.577	33-71-104	4.5	36-0	23	34	5	34	144-6.3
Total	80-53	1856-23.2	251-479	.524	0-2	.000	154-255	.604	140-271-411	5.1	160-1	75	118	40	81	656-8.2

*Played season at Eastern Kentucky

DISHMAN C-USA CAREER STATS

Year	GP-GS	Min-Avg	FG-A	Pct	3FG-A	Pct	FT-A	Pct	Off-Def-Tot	Avg	PF-FO	A	TO	Blk	Stl	Pts-Avg
20-21	16-16	383-24.0	37-96	.385	0-0	.000	18-34	.529	26-49-75	4.7	27-0	18	23	2	25	92-5.8
Total	16-16	383-24.0	37-96	.385	0-0	.000	18-34	.529	26-49-75	4.7	27-0	18	23	2	25	92-5.8

2021-22 BLUE RAIDERS

SIMS

donovan



CLASS
GR

POSITION
G

HEIGHT
6-7

WEIGHT
160

Murfreesboro,
Tennessee

HOMETOWN

Blackman
HS

**PREVIOUS
SCHOOL**

- 3 DONOVAN SIMS -

**BLUE
RAIDER**

BASKETBALL



2020-21 (Senior): Earned nine starts in 15 games in his senior campaign ... Averaged 5.3 points and 2.5 rebounds per outing ... Missed eight games in the heart of Conference USA action due to a torn meniscus ... Led the Blue Raiders in points with 14 on 4-for-9 from 3-point range in the season opener against Omaha (11/26/20) ... Notched season highs in minutes (25), rebounds (4) and assists (2) in a win against Murray State (12/2/20) while leading all starters with 13 points ... Scored a season-high 15 points and grabbed a season-high 6 rebounds in the game two victory over FIU (1/9/21) ... Suffered a knee injury at practice before games against Western Kentucky (1/23-24/21) ... Made his return to the court at Old Dominion (2/26-27/21) ... Member of the Conference USA Commissioner's Honor Roll.

2019-20 (Junior): Started all 31 games at point guard for the Blue Raiders, averaging 8.8 points, 3.1 rebounds and 3.2 assists per game ... Led MT on the year in assists (100) and steals (46) ... Shot 36 percent (93-260) from the field, 33 percent (47-142) from three and 72 percent (41-57) from the free throw line in 2019-20 ... Tallied 11 double-digit scoring games and three games with 20 or more points on the year ... Dished out eight assists, then a career high, at Coastal Carolina (Nov. 18) ... Scored 18 points on six field goals made against No. 17 Villanova (Nov. 21) ... Was one assist shy of a double-double against Tulane (Nov. 22) with his nine assists marking a new career high ... Recorded 14 points and seven assists to go with three steals at Ole Miss (Dec. 14) ... Was MT's leading scorer vs. Rhode Island (Dec. 29), pouring in 22 points on five trifectas ... Made three consecutive

3-pointers in a second half comeback attempt at Charlotte (Jan. 4) and finished with his second 20-point game of the season ... Was one of the major keys of MT's offense against Marshall (Jan. 9), tallying 18 points and adding seven rebounds and three steals ... All of his season-high 24 points came from beyond the arc in a career-best 8-12 shooting mark from 3-point range at Florida Atlantic (Jan. 16) ... Had a career-best five steals and made the game-winning free throws against Southern Miss (Jan. 25) ... Scored 14 points and grabbed five rebounds against UAB (Feb. 15) ... Member of the Conference USA Commissioner's Honor Roll.

2018-19 (Sophomore): Had a breakout campaign for the Blue Raiders, starting all 29 games he played in and averaging 11.9 points, 4.2 rebounds, 3.0 assists and 1.6 steals per game ... Led Middle Tennessee in assists and steals and was second in scoring ... His scoring increase from freshman to sophomore season of 10.2 points was among the Top 10 largest increases in Division I ... Tallied 16 points against Lees-McRae, going 7-for-11 from the field ... Matched his career high of four steals against Ole Miss at Bridgestone Arena ... Scored 15 points on 3 of 4 shooting from 3-point range and pulled down six boards at Rhode Island ... Knocked in 17 points and pulled down a career-high nine boards against FIU, narrowly missing his first career double-double ... Poured in an extremely efficient career-high 28 points at Southern Miss on 12 of 16 shooting, hitting 4 of 6 3-point attempts ... Followed up his career-high 28 points at Southern Miss with a career-high seven assists at LA Tech ... Hit career highs in 3-pointers (5) and free throws (9) against UTSA on the way to a 24-point, 5-rebound, 6-assist stat line ... Led MT in points (19), rebounds (9) and assists (4) against first place UAB ... Tallied 23 points, seven rebounds and six assists to zero turnovers at UAB, where he also knocked down the game-winning free throws with 1.3 seconds left ... Led all scorers with 18 points in the loss at WKU ... Missed the last three regular season contests due to a leg injury ... Returned for the C-USA Tournament game against UAB, where he led all scorers with 22 points and collected a career-high six made 3-pointers

2017-18 (Freshman): Averaged 1.7 points, 1.4 assists and 1.1 rebounds per game in his freshman campaign for his hometown team, playing in 28 games ... Took over the starting point guard job down the stretch with four starts in the final six games ... Tallied 3.5 points and 3.0 assists per outing in the final eight games of the season ... Totaled 39 assists to just 18 turnovers on the year and added 12 steals and three blocks ... Shot 51.6 percent from the field and 44.4 percent from three ... Had five points, a career-high five rebounds and four assists in 23 minutes off the bench at LA Tech (Feb. 17) ... Tallied career highs in points (six) and assists (six) against WKU (Mar. 1) as the Blue Raiders clinched the C-USA regular season title ... Matched his career high of six points while adding five assists in the NIT contest against Vermont (Mar. 13) ... Member of the Conference USA Commissioner's Honor Roll.

Blackman HS: Played for head coach Barry Wortman ... Averaged 10 points, five rebounds and five assists as a senior ... Named All-District and All-Region as a senior and won District Tournament MVP honors ... Earned All-District and All-Region honors as a junior ... Helped Blackman to a No. 1 ranking in the state during his junior season and led the Blaze to the NJCAA Semifinals.

Personal: Born Jan. 21, 1999 in Piscataway, N.J. ... Son of Dean and Robin Sims ... Has three sisters, Shavawn, Patrice and Jordan ... Majoring in Leisure, Sport and Tourism Studies ... Hobbies include playing video games, golfing and watching movies ... Favorite food is french fries ... Favorite superhero is Spiderman

SIMS OVERALL CAREER STATS

Year	GP-GS	Min-Avg	FG-A	Pct	3FG-A	Pct	FT-A	Pct	Off-Def-Tot	Avg	PF-FO	A	TO	Blk	Stl	Pts-Avg
17-18	28-4	260-9.3	16-31	.516	8-18	.444	7-8	.875	1-29-30	1.1	19-0	39	18	3	12	47-1.7
18-19	29-29	948-32.7	125-292	.428	55-152	.362	41-55	.745	13-110-123	4.2	51-0	88	67	2	45	346-11.9
19-20	31-31	892-28.8	93-260	.358	47-142	.331	41-57	.719	9-86-95	3.1	64-1	100	77	4	46	274-8.8
20-21	15-9	304-20.3	24-76	.316	12-42	.286	19-25	.760	4-33-37	3.1	21-0	22	28	1	10	79-5.3
Total	103-73	2404-23.3	258-659	.392	122-354	.345	108-145	.745	27-258-285	2.8	155-1	249	190	10	113	746-7.2

SIMS C-USA CAREER STATS

Year	GP-GS	Min-Avg	FG-A	Pct	3FG-A	Pct	FT-A	Pct	Off-Def-Tot	Avg	PF-FO	A	TO	Blk	Stl	Pts-Avg
17-18	16-2	165-10.3	10-24	.417	6-15	.400	5-6	.833	1-15-16	1.0	10-0	27	10	2	9	31-1.9
18-19	15-15	542-36.1	77-184	.418	37-102	.363	35-45	.778	7-69-76	5.1	25-0	55	29	0	26	226-15.1
19-20	18-18	552-30.7	54-165	.327	29-92	.315	25-31	.806	4-59-63	3.5	38-1	50	41	2	32	162-9.0
20-21	8-4	174-21.8	11-41	.268	4-17	.235	14-18	.778	3-18-21	2.6	12-0	14	16	0	34	50-5.0
Total	57-39	1433-25.1	152-414	.367	96-126	.762	79-100	.790	15-161-176	3.1	85-1	146	96	4	69	469-8.2

2021-22 BLUE RAIDERS

BLIFFORD

Justin



CLASS
FR

POSITION
G

HEIGHT
6-6

WEIGHT
185

HOMETOWN
Selma,
Alabama

**PREVIOUS
SCHOOL**
Shelton
State CC

- 4 JUSTIN BUFFORD -

**BLUE
RAIDER**

BASKETBALL



three siblings: Asia Bufford, Astrea Bogan and Thaddeus Smith.... Majoring in Leisure and Sports Management... Hobbies include playing Xbox and collecting shoes... Favorite food is Rotel... Favorite movies are Maze Runner and Black Hawk Down... Favorite superhero is the Flash... Favorite athletes are Tracy McGrady, Kobe Bryant and Kevin Durant... Biggest role models are Kobe Bryant and LeBron James

2020-21 (Freshman at Shelton State CC):

Averaged 12.5 points and 6.1 rebounds per game... Shot 51.1 per-cent from the floor... Scored a season-high 21 points at Coastal Alabama-South (4/2/21)... Had a seven-game stretch in which he went 12-23 (52.2 pct) from 3-point distance (2/18-3/9/21)

Montgomery Catholic High School: Averaged 26.7 points, 11.0 rebounds and 4.4 assists as a senior... Named Dallas County Player of the Year... First Team All-State honoree... Earned First Team All-County honors... Named Metro Player of the Year... Runner-Up Class 3A Player of the Year

Personal: Born Justin O'Neal Bufford on January 6, 2002... Son of Beverly Smith and Tony Bufford... Has



2021-22 BLUE RAIDERS



LAWRENCE

eli



SO

CLASS

G

POSITION

6-5

HEIGHT

185

WEIGHT

Atlanta,
Georgia

HOMETOWN

Tri-Cities
HS

**PREVIOUS
SCHOOL**

- 5 ELI LAWRENCE -



complete a sweep . . . Was effective on the offensive end with 10 points and a career-high 4 assists in game one at Marshall (2/12/21) . . . Made his third start of the season in the regular season finale at Florida Atlantic (3/5/21).

2019-20 (Freshman): Saw action in all 31 contests as a rookie under Head Coach Nick McDevitt . . . Led MT's freshman class with 5.9 points per game and added 2.9 rebounds per outing . . . Shot 40 percent from the field, 32 percent from 3-point range and 76 percent from the free throw line in 2019-20 . . . Made his Blue Raider debut against Maryville (Nov. 5), scoring eight points and pulling down four rebounds . . . Blocked a shot, stole a pass, and knocked down a 3-pointer in the win at Lipscomb (Nov. 9) . . . Was a catalyst in the win over Mars Hill (Nov. 13), scoring 11 points and seven rebounds in the final 15 minutes to propel the Blue Raiders to a win and his first career double-double . . . Played the most minutes of any bench player against Coastal Carolina (Nov. 18), contributing 10 points and eight rebounds . . . Logged his fourth career double-digit scoring game in the win over Columbia International (Dec. 3) while also bringing down seven boards . . . Sparked MT's comeback attempt at Old Dominion (Jan. 2) with a then career-best 19 points on 5-8 from 3-point range . . . Had a career day with 27 points on 7-9 from 3-point range along with 6 rebounds and 3 steals at UTSA (Feb. 1) . . . Closed the season out with nine points in an overtime win against Southern Miss (Mar. 7).

2020-21 (Sophomore): Competed in 20 games and earned three starts on the wing in his sophomore campaign . . . Averaged 5.1 points per game on 35 percent shooting from the field and 32.1 percent shooting from beyond the arc . . . Grabbed 2.9 rebounds per game . . . Notched season highs in points (7), 3-point field goals (2) and assists (2) in 11 minutes off the bench in the home win against Covenant (12/12/20) . . . Pulled a season-best 4 rebounds and tied season highs for field goals made (2), free throws made (2) and steals (1) in a season-high 15 minutes off the bench against Ole Miss (12/16/20) . . . Was a major player for the Blue Raiders off the bench with 8 points (1/8/21) and 9 points (1/9/21) in a C-USA opening series split vs. FIU . . . Grabbed 6 rebounds in game one (1/15/21) and scored 8 points in game two (1/16/21) off the bench for the Blue Raiders at Southern Miss . . . Made his first career start in game one against Western Kentucky (1/23/21) and scored a season-high 14 points in a career-high 30 minutes . . . Suffered a foot injury in practice while preparing for the home game against UAB (1/28/21) . . . Returned to action in game two against Charlotte (2/6/21), helping the Blue Raiders

Washington Academy: Played the first half of the 2018-19 prep season before enrolling at Middle Tennessee in January 2019.

Tri-Cities HS: Played for Head Coach Omari Forts . . . Averaged 22 points and 10 rebounds for his career . . . Was named First Team All-Region and Second Team All-State as a member of the Tri-Cities team . . . Competed in the Georgia Athletics Coaches Association North All-Star Team.

Personal: Born Feb. 29, 2000 in Columbia, S.C. . . . Son of Erick and Denise Lawrence . . . Has one brother, Jared . . . Majoring in Leisure, Sport and Tourism Studies . . . Favorite food is chicken alfredo . . . Favorite athlete is D'Angelo Russell . . . Favorite actor is Kevin Hart.

LAWRENCE OVERALL CAREER STATS

Year	GP-GS	Min-Avg	FG-A	Pct	3FG-A	Pct	FT-A	Pct	Off-Def-Tot	Avg	PF-FO	A	TO	Blk	Stl	Pts-Avg
19-20	31-0	484-15.6	61-153	.399	28-89	.315	32-42	.762	24-67-91	2.9	55-1	27	24	3	22	182-5.9
20-21	20-3	317-15.9	36-103	.350	17-53	.321	13-29	.448	7-50-57	2.9	37-0	15	20	4	7	102-5.1
Total	51-3	801-15.7	97-256	.379	45-142	.317	45-71	.634	31-117-148	2.9	92-1	42	44	7	29	284-5.6

LAWRENCE C-USA CAREER STATS

Year	GP-GS	Min-Avg	FG-A	Pct	3FG-A	Pct	FT-A	Pct	Off-Def-Tot	Avg	PF-FO	A	TO	Blk	Stl	Pts-Avg
19-20	18-0	245-13.6	31-79	.392	18-52	.346	12-16	.750	11-27-38	2.1	34-1	10	14	1	13	92-5.1
20-21	13-3	236-18.2	29-83	.349	13-43	.302	7-19	.368	3-38-41	3.2	27-0	9	16	3	5	78-6.0
Total	31-3	481-15.6	60-162	.370	31-95	.326	19-35	.543	14-65-79	2.5	61-1	19	30	4	18	171-5.5



KING

ELIAS



SO

CLASS

G

POSITION

6-8

HEIGHT

200

WEIGHT

Atlanta,
Georgia

HOMETOWN

Mississippi
State

PREVIOUS
SCHOOL



2019-20 (Freshman at Mississippi State): Appeared in six games as a true freshman for the Bulldogs ... Averaged 1.7 points, 0.3 rebounds and 0.2 assists per game ... Connected on 4-of-7 shooting which includes a 2-for-4 mark on three-pointers ... Made his career debut against Louisiana-Monroe (Nov. 14) ... Scored a season best five points on 2-of-2 from the floor during the last 3:26 of MSU's 81-56 rout of Coastal Carolina (Nov. 24) ... His first career points came on a jumper with 1:56 remaining ... Added two points and a rebound versus Missouri (Jan. 14) ... Drained a three-pointer during the Georgia game (Jan. 18).

Lincoln Academy: Played for Lincoln Academy ... Averaged 23.5 points, eight rebounds and three assists per game as a senior ... A consensus 4-star prospect who was a Top 125 national recruit according to Lindy's Magazine and was rated Georgia's No. 5 prospect and the southeast region's No. 34 prospect by ESPN.com.

Personal: Born Dec. 16, 2000 in Decatur, Ga. ... Son of Phillip and Alisa King ... Has one brother, Akil, and one sister, Philli ... Majoring in Business Management ... Favorite athlete is Paul George ... Favorite NBA team is the LA Clippers ... Favorite food is boneless wings ... Favorite superhero is Batman ... Favorite TV show is The Chi ... Biggest role models are his mom and dad.

2020-21 (Sophomore): Appeared in 21 games in his first season in Murfreesboro ... Averaged 2.8 points and 1.1 rebounds per game ... Upped those numbers to 3.4 points and 1.5 rebounds in C-USA action ... Made his Blue Raider debut coming off the bench against Omaha (11/26/20) at the Gulf Coast Showcase ... Notched a new collegiate career high for rebounds (3) and minutes (8) in game one against FIU (1/8/21) ... Logged collegiate career highs in minutes (17), points (6), three-point field goals (2) and rebounds (5) in game one at Southern Miss (1/15/21) ... Scored a career-high 15 points on 4-for-4 from behind the arc and collected a career-high 8 rebounds in game two against Charlotte (2/6/21).

KING OVERALL CAREER STATS

Year	GP-GS	Min-Avg	FG-A	Pct	3FG-A	Pct	FT-A	Pct	Off-Def-Tot	Avg	PF-FO	A	TO	Blk	Stl	Pts-Avg
*19-20	6-0	21-3.4	4-7	.571	2-4	.500	0-0	.000	0-2-2	0.3	0-0	1	1	0	0	10-1.7
20-21	21-0	171-8.1	17-56	.304	15-47	.319	9-11	.818	6-18-24	1.1	6-0	4	9	6	4	58-2.8
Total	27-0	192-11.5	21-63	.333	17-51	.333	9-11	.818	6-20-26	0.9	6-0	5	10	6	4	68-2.5

*Played season at Mississippi State

KING C-USA CAREER STATS

Year	GP-GS	Min-Avg	FG-A	Pct	3FG-A	Pct	FT-A	Pct	Off-Def-Tot	Avg	PF-FO	A	TO	Blk	Stl	Pts-Avg
20-21	16-0	150-9.4	16-49	.327	14-41	.341	9-11	.818	6-18-24	1.5	6-0	4	9	6	4	55-3.4
Total	16-0	150-9.4	16-49	.327	14-41	.341	9-11	.818	6-18-24	1.5	6-0	4	9	6	4	55-3.4

JEFFERSON

josh



CLASS
JR

POSITION
G

HEIGHT
6-2

WEIGHT
190

New Albany,
Indiana

HOMETOWN

Green
Bay

**PREVIOUS
SCHOOL**

- 11 JOSH JEFFERSON -

**BLUE
RAIDER**

BASKETBALL



2017-18 (Sophomore at Lake Land College): Averaged 22.8 ppg his sophomore year... Scored in double-figures in 42 total JuCo games

2016-17 (Freshman at Lake Land College): Averaged 18.7 ppg... Ranked in the top 20 of the NJCAA for 3-point field goal percentage

New Albany High School: Averaged 12.8 points, 2.4 assists, 2.7 rebounds, and 2.4 steals per game as a senior at New Albany High School... Helped lead his team to the 4A State Title in Indiana and a 27-1 overall record, the school's first state title since 1973.

Personal: Born June 26, 1998... Son of Von McCauley and Damion Jefferson... Has five siblings: Jazzmen Jefferson, Jada Jefferson, Sarah Jefferson, Nycia Ford and Quivon Ford.. His sister Nycia competed in track and field for Indiana... Studying Strategic Leadership... Hobbies include playing video games... Favorite food is pasta... Favorite movie is The Wood... Favorite superhero is Black Panther... Favorite athlete is Kobe Bryant... His biggest role models are his parents

2020-21 (Redshirt Senior at Green Bay): Finished second on the team with 14.8 points per game... Also added 3.3 rebounds and 2.6 assists per game... Scored a season-high 27 points against Northern Kentucky (2/12)... Combined for 53 points in back-to-back games against Northern Kentucky (2/12-13)... Scored in double figures 17 times in 21 games

2019-20 (Senior at Green Bay): Redshirt season due to NCAA Division I transfer rules... Practiced in full with the team, but did not appear in any games

2018-19 (Junior at Illinois State): Appeared in 21 games, missing part of the season due to injury... Averaged 8.7 PPG while making 41 3-pointers.

JEFFERSON OVERALL CAREER STATS

Year	GP-GS	Min-Avg	FG-A	Pct	3FG-A	Pct	FT-A	Pct	Off-Def-Tot	Avg	PF-FO	A	TO	Blk	Stl	Pts-Avg
#18-19	21-4	489-23.3	58-146	.397	41-102	.402	25-32	.781	6-39-45	2.1	25-0	34	19	4	16	182-8.7
*20-21	21-9	569-27.1	102-263	.388	48-141	.340	58-76	.763	14-55-69	3.3	36-0	56	39	6	20	310-14.8
Total	42-13	10755-25.6	160-409	.391	89-243	.366	83-108	.769	20-94-114	2.7	61-0	50	58	10	36	492-11.7

#Played season at Illinois State

*Played season at Green Bay



2021-22 BLUE RAIDERS



LENARD, JR

teafale



CLASS
FR

POSITION
F

HEIGHT
6-7

WEIGHT
175

Snyder,
Texas

HOMETOWN

Link Year
Prep

**PREVIOUS
SCHOOL**

- 12 TEAFALE LENARD, JR. -

**BLUE
RAIDER**

BASKETBALL



is the Hulk ... Favorite movie is Glory Road.. Favorite food is Mexican

Link Year Prep: Was the No. 111 ranked player in the nation... The second-highest ranked high school prospect in the class to sign in Conference USA.

Snyder High School: Played for head coach Lee Scott at Snyder High School ... Averaged 19.0 points, 8.0 rebounds and 7.0 assists per game as a senior... Earned District 5-4A MVP honors... Named Honorable Mention All-District and TABC All-Conference Defensive Player of the Year

Personal: Born Teafale Lenard, Jr., on July 21, 2002 ... Son of Ashley Lenard and Teafale Lenard, Sr. ... Has two brothers, Leland and Keshawn Lenard ... Major is undecided... Favorite athlete is Kobe Bryant ... Biggest role model is his mom ... Favorite superhero



WHITE

jaellan



SR CLASS

G POSITION

6-0 HEIGHT

190 WEIGHT

Murfreesboro,
Tennessee

HOMETOWN

Motlow
State CC

PREVIOUS
SCHOOL

- 13 JAE LLAN WHITE -



Favorite athlete is Miguel Cabrera ... Biggest role model is CJ McCollum ... Favorite superhero is his mother ... Favorite food is pad thai... Favorite movie is All Dogs Go To Heaven

2020-21 (Junior): Served as a manager for the Blue Raiders

2019-20 (Redshirt Sophomore at Motlow State CC): Started 13 of 28 games played... Averaged 6.5 points and 1.5 assists per game... Shot 90.3 percent from the free throw line

2018-19 (Redshirt Freshman at Motlow State CC): Played in 25 games, starting one... Averaged 2.2 points and 9.1 minutes per game

Blackman HS: Played for head coach Barry Wortman at Blackman High School ... Averaged 6.5 points and 1.5 assists per game

Personal: Born Feb. 23, 1999 ... Son of Marcee Gordon and Magellan White ... Has two sisters, Chelsee Corder and Sasha Gordon ... Majoring in Land and Residential Construction ...



JORDAN

jalen



CLASS
R-JR

POSITION
G

HEIGHT
6-3

WEIGHT
160

HOMETOWN
Conyers,
Georgia

**PREVIOUS
SCHOOL**
St. Francis
(NY)

- 14 JALEN JORDAN -

**BLUE
RAIDER**

BASKETBALL



his return to the court with a 10-point, 4-rebound game in the first of a back-to-back against Charlotte (2/6/21) ... Scored 22 points in game one (2/12/21) and a season-high 25 points in game two (2/13/21) at Marshall ... Led his team with 17 points and posted season highs for free throws (8) and minutes (36) in the regular season finale at Florida Atlantic (3/5/21).

2019-20 (Junior): Redshirted during the 2019-20 season due to NCAA transfer rules.

2018-19 (Sophomore at St. Francis of Brooklyn): Improved in minutes per game (31.3), points per game (14.8) and rebounds per game (3.6) while starting all 33 games for the Terriers ... Made 89 three-pointers, shooting a clip of .420 from behind the arc ... Notched a career-best game in points scored (28) and assists (6) against Sacred Heart on Jan. 19 ... Played all 40 minutes of a game for the first time in his career when the Terriers visited Fairleigh Dickinson on Jan. 24 ... Tallied a career-high seven made three-pointers at Central Conn. State on Jan. 31.

2017-18 (Freshman at St. Francis of Brooklyn): Was a three-time recipient of NEC Rookie of the Week honors and was an NEC All-Rookie Team selection ... Averaged 26.9 minutes in the 31 games he participated in, including 30 starts ... Was third on the team in scoring with 11.1 points per game to go with his 2.9 rebounds per game ... Finished the year in the top-10 in the NEC in three-point percentage (.408) and made threes per game (2.06).

Rockdale County HS: Scored over 1,000 points at Rockdale County ... Wrapped up his high school career averaging 17.5 points, four rebounds, three assists and two steals per game as a senior ... Was named Region 2-AAAAAA Player of the Year as a senior ... Played in 2016-17 at National Top Sports Institute (NTSI), a first-year prep program in Scotland, Pennsylvania, averaging 18.2 points, 7.1 rebounds and five assists per game.

Personal: Born June 19, 1998 in Harlem, N.Y. ... Son of Kenneth Jordan and Mayra Pastrana ... Has four brothers and two sisters ... Majoring in Criminal Justice ... Favorite food is pasta ... Favorite actor is Denzel Washington ... Favorite athletes are Kobe Bryant and Lou Williams.

2020-21 (Redshirt Junior): Started in 19 of the 20 games he competed in as a redshirt junior in his debut season at MT ... Averaged 9.4 points per game on the season, and upped that to 11.1 in league play ... Grabbed 2.9 rebounds per game ... Dished out 39 assists and swiped 19 steals on the year ... Shot 42.6 percent from the field, 43.2 percent from 3-point range and 84.1 percent from the charity stripe ... led the team in both 3-point percentage and free throw percentage ... Made his Blue Raider debut in a start against Omaha (11/26/20) at the Gulf Coast Showcase ... Notched double figures in points (11) along with season highs in 3-point field goals (3), rebounds (5) and assists (4) in the home loss to Chattanooga (12/7/20) ... Led MT in scoring with a season-high 17 points on four made 3-pointers in the game one loss vs. FIU (1/8/21) ... Led his team in scoring with 14 points at Southern Miss (1/16/21) and crashed the boards in both games against the Golden Eagles (7 in game one, 6 in game two) ... Started and played one minute in game one against Western Kentucky (1/23/21) before suffering a game-ending upper body injury ... Made

JORDAN OVERALL CAREER STATS

Year	GP-GS	Min-Avg	FG-A	Pct	3FG-A	Pct	FT-A	Pct	Off-Def-Tot	Avg	PF-FO	A	TO	Blk	Stl	Pts-Avg
*17-18	31-30	835-26.9	108-260	.415	64-157	.408	65-77	.844	16-73-89	2.9	57-0	30	35	4	18	345-11.1
*18-19	33-33	1034-31.3	156-364	.429	89-212	.420	88-109	.807	15-103-118	3.6	51-0	48	54	8	16	489-14.8
20-21	20-19	535-26.8	58-136	.426	35-81	.432	37-44	.841	7-50-57	2.9	35-0	39	46	0	19	188-9.4
Total	84-82	2403-28.6	322-760	.424	188-450	.418	190-230	.826	38-226-264	3.1	143-0	117	135	12	53	1022-12.2

*Played season at St. Francis (NY)

JORDAN C-USA CAREER STATS

Year	GP-GS	Min-Avg	FG-A	Pct	3FG-A	Pct	FT-A	Pct	Off-Def-Tot	Avg	PF-FO	A	TO	Blk	Stl	Pts-Avg
20-21	13-12	366-28.2	44-99	.444	27-55	.491	29-36	.806	5-37-42	3.2	23-0	28	33	0	13	144-11.1
Total	13-12	366-28.2	44-99	.444	27-55	.491	29-36	.806	5-37-42	3.2	23-0	28	33	0	13	144-11.1

2021-22 BLUE RAIDERS

FUSSELL

Christian



CLASS
FR

POSITION
F

HEIGHT
6-10

WEIGHT
215

Atlanta,
Georgia

HOMETOWN

Greenforest
Christian

**PREVIOUS
SCHOOL**

- 15 CHRISTIAN FUSSELL -

**BLUE
RAIDER**

BASKETBALL



Greenforest Christian Academy: Played for Head Coach Rory Griffin at Greenforest ... Averaged 17 points and eight rebounds as a junior and 16 points and 14 rebounds as a senior ... A 3-star prospect according to Rivals and 247 Sports who ranks as the 18th best player in Georgia and 35th best center nationally in the 2020 class ... Started his high school career at Stockbridge High School where he played for Head Coach Rodney Latham.

Personal: Born Nov. 28, 2001 in Atlanta, Ga. ... Son of Taura and Chandra Fussell ... Has one brother, Garrison, and one sister, Jailon ... Major is undecided ... Favorite food is fried chicken ... Favorite superhero is Deadpool ... Favorite movie is Friday After Next ... Biggest role model and favorite athlete is Kevin Durant.

2020-21 (Freshman): Played in seven games in his first season in Murfreesboro, averaging 2.4 minutes per appearance ... Tallied 1.6 points and 0.6 rebounds per contest ... Hit 4 of 12 field goal attempts and 3 of 10 3-point attempts on the year ... Made his Blue Raider debut coming off the bench in the home win against Murray State (12/2/20) ... Blocked a shot for the first time in his collegiate career in the home win against Covenant (12/12/20) ... Made his first career basket, a three-pointer, in game one at Southern Miss (1/15/21) ... Helped his team gain momentum with a three-pointer to give MT the lead in the first half of game one against Charlotte (2/5/21) ... Set career highs in points (5), rebounds (3) and minutes (5) in game one at Marshall (2/12/21).

FUSSELL OVERALL CAREER STATS

Year	GP-GS	Min-Avg	FG-A	Pct	3FG-A	Pct	FT-A	Pct	Off-Def-Tot	Avg	PF-FO	A	TO	Blk	Stl	Pts-Avg
20-21	7-0	17-2.4	4-12	.333	3-10	.300	0-1	.000	1-3-4	0.6	1-0	0	0	1	1	11-1.6
Total	7-0	17-2.4	4-12	.333	3-10	.300	0-1	.000	1-3-4	0.6	1-0	0	0	1	1	11-1.6

FUSSELL C-USA CAREER STATS

Year	GP-GS	Min-Avg	FG-A	Pct	3FG-A	Pct	FT-A	Pct	Off-Def-Tot	Avg	PF-FO	A	TO	Blk	Stl	Pts-Avg
20-21	4-0	12-3.1	4-10	.400	3-9	.333	0-1	.000	1-3-4	1.0	0-0	0	0	0	1	11-2.8
Total	4-0	12-3.1	4-10	.400	3-9	.333	0-1	.000	1-3-4	1.0	0-0	0	0	0	1	11-2.8

COLEMAN-JONES

jared



SO

CLASS

F

POSITION

6-10

HEIGHT

240

WEIGHT

Hiram,
Georgia

HOMETOWN

Northwestern

**PREVIOUS
SCHOOL**

- 23 JARED COLEMAN-JONES -

**BLUE
RAIDER**

BASKETBALL



2020-21 (Sophomore): Played in 15 games for the Blue Raiders and earned four starts as a sophomore ... Turned in 2.8 points and 2.5 rebounds per outing on the year ... Made his Blue Raider debut coming off the bench against Omaha (11/26/20) at the Gulf Coast Showcase and instantly played a collegiate career-best 26 minutes and hauled in a career-high 7 rebounds ... Made his first start as a Blue Raider in the home win against Murray State (12/2/20) ... Posted 7 points and 4 rebounds, including his first three-pointer of the season, in game two against Western Kentucky (1/24/21) ... Sat out as the Blue Raiders hosted Charlotte on Feb. 5 and 6 while in concussion protocol; also missed games at Marshall on Feb. 12 and 13.

2019-20 (Freshman at Northwestern): Played in all 31 games for the Wildcats as a true freshman, averaging 2.9 points and 2.1 rebounds per outing ... Upped his averages

to 3.7 points and 2.3 rebounds while shooting just shy of 50 percent from the field in Big Ten action ... Played five minutes in his collegiate debut against Merrimack (11/8) ... Recorded five points and five rebounds against Pittsburgh (11/27) ... Contributed four points and three rebounds against DePaul (12/21) ... Recorded three blocks, two points and a rebound against Indiana (1/8) ... Posted four points and four rebounds in victory over Nebraska (1/11) ... Added four points and two rebounds against Iowa (1/14) ... Tallied in four points and three rebounds at Illinois (1/18) ... Posted five points and two rebounds against Michigan State (1/29) ... Added seven points and three rebounds against Purdue (2/1) ... Contributed 11 points and five rebounds against Rutgers (2/9) ... Posted a career-high 12 points and grabbed four rebounds against Michigan (2/12) ... Recorded four points, three rebounds and two blocks against Penn State (2/15) ... Added five points, five assists and a block in victory over Nebraska (3/1).

McEachern HS: Played for Head Coach Mike Thompson at McEachern High School ... Averaged 13 points, 11 rebounds and 10 blocks while adding two steals per game ... Was named to the City of Palms All-Tournament Team and led the Indians to a perfect 32-0 record and the Georgia Class 7A State Championship in his final season ... His team finished the season ranked No. 1 nationally by PrepNation and No. 2 nationally by MaxPreps ... Completed his prep career with over 1,000 career points and rebounds ... Top 10 prospect in the state of Georgia in the 2019 signing class.

Personal: Born Sep. 13, 2000 in Orlando, Fla. ... Son of Craig Jones and Lynn Coleman ... Has four brothers and two sisters ... Father played football at Florida State and brother, Jermel Jones, played football at San Diego State ... Majoring in Sports Medicine ... Favorite athlete is Calvin Johnson ... Favorite NBA team is the Chicago Bulls ... Favorite superhero is The Flash ... Favorite food is shrimp and chicken alfredo ... Biggest role model is his dad.

COLEMAN-JONES OVERALL CAREER STATS

Year	GP-GS	Min-Avg	FG-A	Pct	3FG-A	Pct	FT-A	Pct	Off-Def-Tot	Avg	PF-FO	A	TO	Blk	Stl	Pts-Avg
*19-20	31-0	315-10.2	39-87	.448	1-12	.083	11-20	.550	22-42-64	2.1	72-2	5	17	13	7	90-2.9
20-21	15-4	168-11.2	16-41	.390	1-1	1.000	9-15	.600	20-18-38	2.5	30-1	4	20	3	3	42-2.8
Total	46-4	483-10.5	55-128	.430	2-13	.154	20-35	.571	42-60-102	2.2	102-3	9	37	16	10	132-2.9

*Played season at Northwestern

COLEMAN-JONES C-USA CAREER STATS

Year	GP-GS	Min-Avg	FG-A	Pct	3FG-A	Pct	FT-A	Pct	Off-Def-Tot	Avg	PF-FO	A	TO	Blk	Stl	Pts-Avg
20-21	9-0	73-8.1	9-17	.529	1-1	1.000	3-6	.500	8-6-14	1.6	16-1	2	9	1	1	22-2.4
Total	9-0	73-8.1	9-17	.529	1-1	1.000	3-6	.500	8-6-14	1.6	16-1	2	9	1	1	22-2.4

2021-22 BLUE RAIDERS

WESTON

Camryn



SO

CLASS

G

POSITION

6-3

HEIGHT

195

WEIGHT

Albany,
Georgia

HOMETOWN

Southeastern
CC

**PREVIOUS
SCHOOL**

- 24 CAMRYN WESTON -

**BLUE
RAIDER**

BASKETBALL



Personal: Born April 3, 2000... Son of Myra Car-swel-Weston and Carl Weston... Majoring in Sports Medicine... Biggest role model is his mom... Hobbies include watching movies... Favorite food is wings and seafood... Favorite movies are Friday, Friday After Next, and Like Mike... Favorite superhero is the Flash

2020-21 (Sophomore at Southeastern CC): Averaged 10.4 points, 5.3 rebounds and 2.8 assists per game... Shot 55.4 percent from the floor... Scored a season-high 20 points in a win over Northeast Community College (1/25)

2019-20 (Freshman at Southeastern CC): Averaged 8.3 points, 3.5 rebounds and 2.4 assists per game... Shot 48.1 percent from the floor

Westover High School: Played for head coach Dallas Smith... Averaged 15 points, seven rebounds and seven assists per game... earned MVP honors in the U-Save It Basketball Tournament... Named Second Team All-Region



2021-22 BLUE RAIDERS



McDEVITT

NICK



720

WINS

8

SEASONS

3

**CONFERENCE
TITLES**

3

**POSTSEASON
APPEARANCES**

Marshall,
North Carolina

HOMETOWN

UNC
Asheville

**ALMA
MATER**



Nick McDevitt was announced as the 20th head coach of the Middle Tennessee men's basketball program on March 24, 2018..

The Marshall, N.C., native came to Murfreesboro after a five-year stint as the head coach at UNC Asheville where he led the Bulldogs to a 98-66 overall record which includes three consecutive 20-win campaigns in the last three seasons.

McDevitt's Bulldogs made three consecutive postseason appearances, starting with a trip to the NCAA Tournament in 2016 before making the 2017 CollegeInsider.com Tournament and the 2018 National Invitation Tournament.

The Bulldogs went 21-13 his final season in Asheville to lock up the regular season title in the Big South Conference after winning a share of the regular season title with a 23-10 record the season before. The Bulldogs' remarkable 2017 season earned McDevitt Big South Conference and NABC District 3 Coach of the Year Honors.

McDevitt was also a 2017 finalist for the Skip Prosser Man of the Year Award. Named after the late Skip Prosser, who passed suddenly in 2007 while the head coach at Wake Forest, the award is presented annually to those who not only achieve success on the basketball court but who also display moral integrity off of it as well.

In 2016, McDevitt guided UNC Asheville through the Big South Tournament to earn a berth in the NCAA Tournament, his first as a head coach. His postseason history didn't start in 2016, however.

The 39-year old's run at UNC Asheville first began in

1997 when the guard signed to play for the Bulldogs. Following the end of his playing career in 2001, former head coach Eddie Biedenbach immediately appointed McDevitt to his staff as an assistant coach.

After 10 years as an assistant under Biedenbach, McDevitt was elevated to associate head coach prior to the 2011-12 season and took over the head job in 2013 upon Biedenbach's resignation.

In 17 seasons on the Bulldog staff McDevitt led his squads to seven postseason trips, including four NCAA Tournaments that featured a pair of wins in play-in games in 2003 and 2011. The Bulldogs have won seven regular season titles in their history, six of which McDevitt has been a part of as either a player or coach.

The Blue Raiders' head man earned his bachelor's degree in history from UNC Asheville in 2001. He was twice named to the Big South Conference All-Academic team and was a member of the Dean's List four different times at UNC Asheville. He was also a member of the Big South Presidential Honor Roll three times and served on the NABC Student Basketball Council his junior and senior years.

McDevitt resides in Murfreesboro with his wife, Lauren, and their two children, Cooper and Kathryn.

McDevitt

Coaching Experience	
UNC Asheville	
Assistant Coach	2001-11
Associate Head Coach	2011-13
Head Coach	2013-18
Middle Tennessee	
Head Coach	2018-Present
Playing Experience	
UNC Asheville	
Guard	1997-2001
Education	
UNC Asheville	
B.S. History	2001
Personal	
Born	April 21, 1979
Hometown	Marshall, N.C.
Spouse	Lauren
Children	Cooper and Kathryn



Turner
BATTLE

Assistant Coach

Blue Raider Head Men's Basketball Coach Nick McDevitt announced the hiring of 14-year coaching veteran Turner Battle as an assistant coach on the Middle Tennessee staff on April 30, 2021.

Battle brings with him experience from stops at four different Division I programs, including two in the state of Tennessee and one in Conference USA.

Battle spent the 2020-21 season at East Tennessee State under Head Coach Jason Shay, helping lead the Bucs to the SoCon semifinals in his lone season in Johnson City.

Prior to ETSU Battle spent six seasons at UAB, the first two under Jerod Haase and the last four under Rob Ehsan who elevated Battle to Associate Head Coach.

His tenure in Birmingham saw the Blazers tally four 20-plus win seasons and earn three postseason berths, one of which included a win over Iowa State in the 2015 NCAA Tournament.

The Blazers won their first C-USA title in Battle's first year on the staff before going on to the big dance, collected a program record 26 wins with a 16-2 mark in league play in year two and made their 12th trip to the National Invitational Tournament, and won 20 games again in 2017-18 and 2018-19 with the latter resulting in a trip to the 2019 College Basketball Invitational.

Before arriving in Birmingham, Battle spent the 2013-14 season alongside current Blue Raider Assistant Wes Long on the coaching staff at Chattanooga, where the pair helped lead the Mocs to a second place finish in the SoCon and a berth in the CollegeInsider.com Tournament.

Battle began his coaching career at his alma mater, Buffalo, where he served as an assistant coach from 2007-13. The Bulls compiled a 103-89 record in that span and made postseason appearances in 2009, 2011 and 2012.

Battle both played for and coached under head coach Reggie Witherspoon while at Buffalo, and was named the Mid-American Conference Player of the Year in 2005 after leading the Bulls to a 23-win season while averaging 15.5 points, 4.6 rebounds and 4.4 assists per game. He went on to a pro career in Europe before joining Witherspoon's staff in 2007.

A 2010 UB Sports Hall of Fame inductee, Battle tallied 1,414 points, 458 assists and 170 steals, earned 2005 ESPN the Magazine Academic All-American honors and was a three-time All-MAC Academic performer before going on to a pro career in Estonia, France, Sweden, the NBA Developmental League and the American Basketball Association before returning to his alma mater to begin his coaching career.

Battle holds a master's degree in sports administration from Canisus and a bachelor's degree in communications from Buffalo.

A native of Kernersville, N.C., Battle and his wife Clare have two daughters, Maya and Reena, and a son, Turner Jr.

Battle

Coaching Experience	
Buffalo	Assistant Coach 2007-13
Chattanooga	Assistant Coach 2013-14
UAB	Assistant Coach 2014-16
	Associate Head Coach 2016-20
East Tennessee State	Assistant Coach 2020-21
Middle Tennessee	Assistant Coach 2021-Present
Playing Experience	
Buffalo	Guard 2001-05
BC Kalev/Cramo	Guard 2005
Étendard de Brest	Guard 2005
Fort Worth Flyers	Guard 2006
Buffalo Rapids	Guard 2006
Education	
Buffalo	B.S. Communications 2005
Canisius	M.S. Sports Administration 2007
Personal	
Born	January 11, 1983
Hometown	Kernersville, N.C.
Spouse	Clare
Children	Maya; Reena; Turner, Jr.



Sean **DIXON**

Assistant Coach

Sean Dixon was announced on March 30, 2018, as the first assistant on Head Coach Nick McDevitt's inaugural staff at Middle Tennessee.

Dixon spent the previous five seasons under McDevitt with the UNC Asheville Bulldogs, starting out as an assistant coach in 2013-14 when McDevitt was named head coach before being elevated to the position of associate head coach prior to the 2017-18 season. Dixon specialized in guard development and was McDevitt's recruiting coordinator while in Asheville.

The Bulldogs saw high levels of success in Dixon's five years alongside McDevitt on the Asheville bench, notching 98-66 record that includes three 20-win seasons and postseason appearances in their final three campaigns.

UNC Asheville also collected three Big South trophies in the last three seasons of the McDevitt era, with Dixon helping lead the team to a Big South Tournament title in 2016, a share of the regular season title in 2017 and an outright regular season title in 2018.

Prior to joining McDevitt in Asheville, Dixon spent four years on the coaching staff at his alma mater, Presbyterian College.

Dixon played four seasons at Presbyterian, twice serving as a team captain, and earned second team All-Big South honors as a sophomore and first team

All-Big South honors as a junior and senior.

The Marietta, Ga., native finished his playing career with 1,106 career points before earning his bachelor's degree in business management in 2007.

Dixon now resides in Murfreesboro with his wife, Tara, and their daughter, Kinsley, and son, Tyler.

Dixon

Coaching Experience

Presbyterian College	Assistant Coach	2009-13
UNC Asheville	Assistant Coach	2013-17
	Associate Head Coach	2017-18
Middle Tennessee	Assistant Coach	2018-Present

Playing Experience

Presbyterian College	Guard	2003-07
Atlanta All-Stars (ABA)	Guard	2007-08

Education

Presbyterian College	B.S. Business Management	2007
----------------------	--------------------------	------

Personal

Born	November 26, 1984
Hometown	Marietta, Ga.
Spouse	Tara
Children	Kinsley and Tyler



Wes **LONG**

Assistant Coach

Wes Long joined head coach Nick McDevitt in Murfreesboro after just one season in Asheville, but is no stranger to Murphy Center after facing the Blue Raiders in past seasons as an assistant at both VCU and Chattanooga.

Long spent two seasons at VCU from 2015 to 2017 after two seasons at Chattanooga.

The Rams made back-to-back NCAA Tournament appearances during Long's tenure in Richmond and shared a regular season Atlantic 10 title in 2016.

His two seasons just down Interstate 24 saw him help the Mocs to 40 total wins, twice finishing second in the Southern Conference and making a trip to the Colleg Insider.com Tournament in 2014.

Prior to his time as a Division I assistant, Long spent nine seasons at Division II Queens University in Charlotte, where he served as the head coach for the last five campaigns.

Long led the Royals to back-to-back Conference Carolinas regular season titles in 2011 and 2012 and advanced to the second round of the NCAA Division II Tournament in 2011. In addition to earning a 75-66 record as a head coach, he also led his student-athletes to five of the seven highest GPAs in program history.

The Mauldin, S.C., native played and coached as an

undergraduate at Clemson, joining the Tigers in 2000-01 as a walk-on before moving into a role as a student assistant coach.

He earned his bachelor's degree in business management from Clemson in 2004 before adding a master's degree in business administration from Queens in 2007.

Long resides in Murfreesboro with his wife, Martha, and two daughters, Abbie Grace and Emma.

Long

Coaching Experience

Queens (NC)	
Assistant Coach	2004-08
Head Coach	2008-13
Chattanooga	
Assistant Coach	2013-15
VCU	
Assistant Coach	2015-17
UNC Asheville	
Assistant Coach	2017-18
Middle Tennessee	
Assistant Coach	2018-Present

Playing Experience

Clemson	
Guard	2000-01

Education

Clemson	
B.S. Business Management	2001
Queens (NC)	
M.B.A.	2007

Personal

Born	February 7, 1981
Hometown	Mauldin, S.C.
Spouse	Martha
Children	Abbie Grace and Emma



Logan **JOHNSON**

Director of Operations

Head Men's Basketball's Coach Nick McDevitt announced the hiring of Logan Johnson as Middle Tennessee's new Director of Basketball Operations on June 19, 2019.

Johnson spent the 2018-19 season as the Director of Player Development at Campbell University, helping the Camels to a share of the Big South regular season championship and an appearance in the Big South Tournament championship game.

While he was a new face in Murfreesboro he is a familiar one for McDevitt, having spent the four seasons prior to his lone season at Campbell as an assistant coach for the Blue Raiders' head man at UNC Asheville.

His four years under McDevitt in Asheville saw the Bulldogs win 81 games and three conference championships with three consecutive 20-win seasons in his final three years.

McDevitt first hired Johnson following a three-year stint at Ouachita Baptist University in Arkansas, where he served as the top assistant and recruiting coordinator. Ouachita won the 2013 Great American Conference Tournament in his second season on staff.

Johnson spent the 2010-11 season as a graduate assistant at the University of Tennessee and was involved with many aspects of the program including skill development, scouting, and film breakdown.

Prior to his coaching career, Johnson was a four-year starter for at Coastal Carolina and helped the Chanticleers to the 2010 Big South Championship. He was Big South All-Tournament Team selection in 2010 and was twice named to the Big South Academic All-Conference Team.

Johnson was also named to the National Association of Basketball Coaches Honors Court in 2010 and named to the CoSIDA/ESPN the Magazine Academic All-District First Team in 2010.

A Knoxville, Tenn., native, Johnson earned a bachelor's degree in business management from Coastal Carolina in 2010 and completed his master's degree in sport management from Old Dominion in 2015.

Johnson's brother, Blake, is a fellow member of the college athletics world who currently serves as the Assistant Athletic Director for Development at the University of Tennessee.

Johnson

Coaching Experience	
Tennessee	
Graduate Assistant	2010-11
Ouachita Baptist	
Assistant Coach	2011-14
UNC Asheville	
Assistant Coach	2014-18
Campbell	
Director of Player Development	2018-19
Middle Tennessee	
Director of Operations	2019-Present
Playing Experience	
Coastal Carolina	
Guard	2005-10
Education	
Coastal Carolina	
B.S. Business Management	2010
Old Dominion	
M.S. Sport Management	2015
Personal	
Born	September 23, 1986
Hometown	Knoxville, Tenn.





Earl **HAMILTON**

Strength and Conditioning Coach

Earl Hamilton joined the Middle Tennessee strength and conditioning staff in August 2021 after stints at Memphis, Georgia, McNeese State, Georgia Tech and Southern. He currently serves as the Director of Athletic Performance for the men's basketball, softball, and track teams.

Hamilton came to Murfreesboro following a year working with the men's and women's basketball programs at Memphis. Prior to Memphis, he spent the first part of 2020 at Georgia working with the football team.

From 2017-2019, Hamilton oversaw strength and conditioning programs for the men's and women's basketball teams at McNeese State as Associate Director of Strength and Conditioning.

Before accepting that position at McNeese, Hamilton interned at Georgia Tech and Southern. After spending the summer of 2016 with the Jaguars' men's and women's basketball teams, he worked with the Yellow Jackets' baseball, softball, football and track and field teams from August 2016 to April of 2017.

Hamilton is a 2014 graduate of the Catholic University of America, where he was a member of the men's soccer team. He also holds a Master's in Sport Administration from Georgia State, earned in 2017.

Reese **SHIVERS**

Athletic Trainer

Reese Shivers was named associate athletic trainer at Middle Tennessee in October 2016. His primary responsibility consists of overseeing all athletic training duties for men's basketball.

Prior to joining the Blue Raiders, Shivers served as an assistant athletic trainer for the men's basketball and volleyball teams at the University of Tennessee at Martin.

Before UTM, Shivers earned his master's degree in sports management from the University of Southern Mississippi, where he worked in athletic training with the football, men's basketball and men's tennis programs.

Shivers received his bachelor's degree in kinesiology from Louisiana State University in 2013 while working as a trainer with football, women's basketball and men's tennis.

He is a native of Slidell, La., and now resides in Murfreesboro with his wife, Megan, and their dog, Marley.





Reggie **SCURRY**

Graduate Assistant

Reggie Scurry joins the Middle Tennessee staff as a graduate assistant for the 2021-22 season. Scurry returns to the Murphy Center after a playing career that saw him score 540 points in two seasons as a Blue Raider.

Scurry led the 2018-19 Blue Raiders with 95 offensive rebounds and finished with the second-most points (366) and rebounds (193) on the team. After transferring from Missouri State, the Atlanta native started his MT career with back-to-back double-doubles. He started 51 of 52 games played for the Blue Raiders, averaging 10.4 points and 5.6 rebounds per game. His 57.3 career field goal percentage ranks sixth all-time in the Middle Tennessee record book.

The Augusta, Ga., native earned his bachelor's degree from Middle Tennessee in May 2020.



Wisdom **MARTIN**

Graduate Assistant

Wisdom Martin enters his first season as a graduate assistant for the Blue Raiders in 2021-22. A native of Harriman, Tenn., he is in his fourth season with the program, having previously served as a manager as an undergraduate student.

Martin received a bachelors degree in Leisure and Sport Management from MT in 2021. Prior to his time at Middle Tennessee, he was the head manager at Bryan College in 2017-18. As a player, he helped Harriman High School to a 70-33 record during his career and the 2017 Class A state title.



- RADIO/TV ROSTER -



Isaiah Turner



Tyler Millin



DeAndre Dishman



Donovan Sims



Justin Bufford



Eli Lawrence



Elias King



Josh Jefferson



Teafale Lenard



Jaellan White



Jalen Jordan



Christian Fussell



Jared Coleman-Jones



Camryn Weston



Nick McDevitt



Turner Battle



Sean Dixon



Wes Long



Logan Johnson



Wisdom Martin



Reggie Scurry



Earl Hamilton



Reese Shivers

2020-21 BLUE RAIDERS

2020-21 REVIEW

M I D D L E T E N N E S S E E M E N ' S B A S K E T B A L L



Date	Opponent	Result	Site	Attendance
Nov. 25	^ vs. Akron	Canceled	Estero, Fla.	--
Nov. 26	^ vs. Omaha	L, 59-60	Estero, Fla.	50
Nov. 27	^ vs. East Tennessee State	L, 43-57	Estero, Fla.	50
Dec. 2	Murray State	W, 78-61	Murfreesboro, Tenn.	100
Dec. 7	Chattanooga	L, 70-80	Murfreesboro, Tenn.	100
Dec. 12	Covenant College	W, 76-57	Murfreesboro, Tenn.	100
Dec. 16	Ole Miss	L, 51-70	Murfreesboro, Tenn.	100
Dec. 19	at Bellarmine	Canceled	Louisville, Ky.	--
Dec. 21	at Bellarmine	Canceled	Louisville, Ky.	--
Jan. 8	* FIU	L, 55-68	Murfreesboro, Tenn.	100
Jan. 9	* FIU	W, 67-56	Murfreesboro, Tenn.	100
Jan. 15	* at Southern Miss	L, 54-84	Hattiesburg, Miss.	1,200
Jan. 16	* at Southern Miss	L, 59-64	Hattiesburg, Miss.	1,200
Jan. 23	* WKU	L, 67-82	Murfreesboro, Tenn.	100
Jan. 24	* WKU	L, 52-68	Murfreesboro, Tenn.	100
Jan. 28	* UAB	L, 59-70	Murfreesboro, Tenn.	100
Jan. 31	* at UAB	L, 52-63	Birmingham, Ala.	1,068
Feb. 5	* Charlotte	W, 66-65	Murfreesboro, Tenn.	800
Feb. 6	* Charlotte	W, 73-60	Murfreesboro, Tenn.	800
Feb. 12	* at Marshall	L, 79-107	Huntington, W.V.	1,083
Feb. 13	* at Marshall	L, 85-96	Huntington, W.V.	1,136
Feb. 20	* LA Tech	Canceled	Murfreesboro, Tenn.	--
Feb. 21	* LA Tech	Canceled	Murfreesboro, Tenn.	--
Feb. 26	* at Old Dominion	L, 61-67	Norfolk, Va.	250
Feb. 27	* at Old Dominion	L, 60-73	Norfolk, Va.	250
March 4	* at Florida Atlantic	L, 50-80	Boca Raton, Fla.	251
March 5	* at Florida Atlantic	L, 54-63	Boca Raton, Fla.	402
March 9	\$ vs. FIU	Canceled	Frisco, Texas	--
March 10	\$ vs. North Texas	L, 56-76	Frisco, Texas	856

^ - Gulf Coast Showcase

* - Conference USA game

\$ - Conference USA Tournament



2020-21 Attendance

Home - 2,400 in 11 games - 218 avg.

Road - 6,840 in 9 games - 760 avg.

Neutral - 956 in 3 games - 319 avg.

Total - 10,196 in 23 games - 443 avg.



- 2020-21 STATISTICS -

Overall: 5-18

##	Player	gp-gs	min-avg	fg-fga	fg%	3fg-fga	3fg%	ft-fta	ft%	off-def-tot	avg	pf-dq	a	to	blk	stl	pts-avg
33	Dontrell Shuler	11-5	330-30.0	44-113	.389	14-39	.359	36-46	.783	7-17-24	2.2	29-1	32	29	2	12	138-12.5
0	Jordan Davis	23-23	765-52-33.3	94-252	.373	30-111	.270	36-48	.750	14-68-82	3.6	35-0	48	54	4	33	254-11.0
14	Jalen Jordan	20-19	534-06-26.7	58-136	.426	35-81	.432	37-44	.841	7-50-57	2.9	35-0	39	46	0	19	188-9.4
21	J. Millner-Criss	22-16	554-08-25.2	65-163	.399	21-73	.288	17-22	.773	37-76-113	5.1	42-2	14	26	14	17	168-7.6
2	DeAndre Dishman	23-23	540:46-23.5	57-146	.390	0-1	.000	30-52	.577	34-71-105	4.6	36-0	23	34	5	34	144-6.3
13	Jayce Johnson	18-11	367:41-20.4	39-89	.438	10-29	.345	14-24	.583	11-54-65	3.6	34-1	21	29	5	15	102-5.7
3	Donovan Sims	15-9	302:26-20.2	24-76	.316	12-42	.286	19-25	.760	4-33-37	2.5	21-0	22	28	1	10	79-5.3
5	Eli Lawrence	20-3	320:52-16.0	36-103	.350	17-53	.321	13-29	.448	7-50-57	2.9	37-0	15	20	4	7	102-5.1
1	Tyler Millin	23-0	269:19-11.7	31-90	.344	13-41	.317	6-11	.545	25-26-51	2.2	28-1	2	14	3	5	81-3.5
4	Tyson Jackson	20-2	258:00-12.9	26-46	.565	0-0	.000	7-13	.538	10-36-46	2.3	38-0	5	23	4	4	59-3.0
23	J. Coleman-Jones	15-4	170:29-11.4	16-41	.390	1-1	1.000	9-15	.600	20-18-38	2.5	30-1	4	20	3	3	42-2.8
22	Elias King	21-0	170:18-8.1	17-56	.304	15-47	.319	9-11	.818	6-18-24	1.1	6-0	4	9	6	4	58-2.8
15	Christian Fussell	7-0	15:42-2.2	4-12	.333	3-10	.300	0-1	.000	1-3-4	0.6	1-0	0	0	1	1	11-1.6
24	Marcus Mitchell	1-0	01:04-1.1	0-0	.000	0-0	.000	0-0	.000	0-0-0	0.0	0-0	0	0	0	0	0-0.0
Team										43-29-72			13				
Total		23	4600	511-1323	.386	171-528	.324	233-341	.683	226-549-775	33.7	373-6	229	345	52	164	1426-62.0
Opponents		23	4600	610-1293	.472	140-437	.320	267-378	.706	186-642-828	36.0	329-2	299	320	76	174	1627-70.7

Conference USA: 3-13

##	Player	gp-gs	min-avg	fg-fga	fg%	3fg-fga	3fg%	ft-fta	ft%	off-def-tot	avg	pf-dq	a	to	blk	stl	pts-avg
33	Dontrell Shuler	5-4	157:32-31.5	22-54	.407	9-22	.409	15-20	.750	3-7-10	2.0	15-1	15	14	1	5	68-13.6
14	Jalen Jordan	13-12	366:56-28.2	44-99	.444	27-55	.491	29-36	.806	5-37-42	3.2	23-0	28	33	0	13	144-11.1
0	Jordan Davis	16-16	540:21-33.8	68-178	.382	18-75	.240	23-31	.742	11-37-48	3.0	24-0	35	34	2	20	177-11.1
21	J. Millner-Criss	16-15	429:07-26.8	47-116	.405	14-52	.269	11-14	.786	28-50-78	4.9	31-2	9	18	9	13	119-7.4
13	Jayce Johnson	12-10	304:34-25.4	35-79	.443	9-27	.333	10-16	.625	8-48-56	4.7	23-1	19	24	3	11	89-7.4
5	Eli Lawrence	13-3	236:38-18.2	29-83	.349	13-43	.302	7-19	.368	3-38-41	3.2	27-0	9	16	3	5	78-6.0
2	DeAndre Dishman	16-16	383:20-24.0	37-96	.385	0-0	.000	18-34	.529	26-49-75	4.7	27-0	18	23	2	25	92-5.8
3	Donovan Sims	8-4	174:09-21.8	11-41	.268	4-17	.235	14-18	.778	3-18-21	2.6	12-0	14	16	0	2	40-5.0
1	Tyler Millin	16-0	197:26-12.3	20-63	.317	10-28	.357	6-10	.600	14-18-32	2.0	18-0	2	9	3	4	56-3.5
22	Elias King	16-0	150:21-9.4	16-49	.327	14-41	.341	9-11	.818	6-18-24	1.5	6-0	4	9	6	4	55-3.4
4	Tyson Jackson	14-0	174:05-12.4	20-33	.606	0-0	.000	2-6	.333	7-25-32	2.3	22-0	3	14	3	2	42-3.0
15	Christian Fussell	4-0	12:16-3.1	4-10	.400	3-9	.333	0-1	.000	1-3-4	1.0	0-0	0	0	0	1	11-2.8
23	J. Coleman-Jones	9-0	73:14-8.1	9-17	.529	1-1	1.000	3-6	.500	8-6-14	1.6	16-1	2	9	1	1	22-2.4
Team										31-21-52			9				
Total		16	3200	362-918	.394	122-370	.330	147-222	.662	154-375-529	33.1	244-5	158	228	33	106	993-62.1
Opponents		16	3200	443-910	.487	105-316	.332	175-247	.709	133-444-577	36.1	209-1	220	203	62	116	1166-72.9





- 2020-21 GAME-BY-GAME -

	FG-A	Pct.	3FG-A	Pct.	FT-A	Pct.	O/D/T	PF	A	TO	B	S	1	2	TP
Middle Tennessee	-Canceled-														
vs. Akron															
Middle Tennessee	19-59	.322	7-20	.350	14-22	.636	9/23/32	20	8	15	3	13	19	40	59
vs. Omaha	22-54	.407	1-7	.143	15-20	.750	8/35/43	18	8	22	2	7	32	28	60
Middle Tennessee	15-50	.300	4-21	.190	9-12	.750	6/27/33	24	8	27	3	10	22	21	43
vs. ETSU	20-58	.345	4-22	.182	13-19	.684	7/30/37	17	11	18	2	12	24	33	57
Middle Tennessee	30-66	.455	9-29	.310	9-12	.750	12/25/37	16	12	14	5	8	34	44	78
vs. Murray State	23-58	.397	3-16	.188	12-16	.750	11/26/37	14	11	18	1	7	30	31	61
Middle Tennessee	29-58	.500	8-18	.444	4-9	.444	7/23/30	21	16	17	2	6	39	31	70
vs. Chattanooga	26-56	.464	7-22	.318	21-26	.808	10/25/35	13	15	16	0	6	44	36	80
Middle Tennessee	23-68	.338	8-27	.296	22-28	.786	21/32/53	19	12	12	2	11	35	41	76
vs. Covenant	18-51	.353	8-24	.333	13-20	.650	5/26/31	22	10	17	4	7	22	35	57
Middle Tennessee	17-57	.298	5-22	.227	12-15	.800	11/25/36	17	4	19	2	5	22	29	51
vs. Ohio	28-51	.549	2-14	.143	12-19	.632	4/31/35	19	7	17	2	11	32	38	70
Middle Tennessee	-Canceled-														
at Bellarmine															
Middle Tennessee	-Canceled-														
vs. Bellarmine															
Middle Tennessee	21-53	.396	7-25	.280	6-10	.600	11/22/33	12	9	21	2	4	24	31	55
vs. FIU	28-58	.483	6-24	.250	6-8	.750	9/23/32	11	10	14	4	11	32	36	68
Middle Tennessee	24-56	.429	5-17	.294	14-19	.737	9/30/39	18	9	15	5	9	42	25	67
vs. FIU	22-57	.386	4-22	.182	8-13	.615	8/27/35	18	6	18	3	8	28	28	66
Middle Tennessee	18-61	.295	7-26	.269	11-18	.611	11/31/42	5	8	15	0	4	22	32	54
at Southern Miss	36-72	.500	11-23	.478	1-4	.250	7/36/43	11	16	5	3	8	38	46	84
Middle Tennessee	21-58	.362	6-26	.231	11-17	.647	8/23/31	21	5	16	0	11	24	35	59
at Southern Miss	22-48	.458	3-11	.273	17-24	.708	6/32/38	20	11	20	2	7	28	36	64
Middle Tennessee	25-55	.455	8-22	.364	9-10	.900	5/16/21	22	8	14	1	9	30	37	67
vs. WKU	24-47	.511	10-20	.500	24-29	.828	10/25/35	12	11	17	5	8	38	44	82
Middle Tennessee	18-63	.286	5-23	.217	11-14	.786	12/24/36	17	7	11	2	5	20	32	52
vs. WKU	24-50	.480	3-15	.200	17-22	.773	5/34/39	11	13	13	6	3	31	37	68
Middle Tennessee	22-53	.415	9-18	.500	6-11	.545	11/25/36	18	11	19	2	6	34	25	59
vs. UAB	29-67	.433	5-23	.217	7-14	.500	17/22/39	12	14	9	4	2	29	41	70
Middle Tennessee	21-58	.362	5-21	.238	5-11	.455	11/22/33	15	6	11	4	6	32	20	52
at UAB	20-52	.385	5-14	.357	18-21	.857	10/30/40	11	17	11	6	5	27	36	63
Middle Tennessee	26-47	.553	7-20	.350	7-12	.583	5/18/23	14	11	14	2	7	32	34	66
vs. Charlotte	28-48	.583	3-12	.250	6-8	.750	3/19/22	14	11	13	3	5	29	36	65
Middle Tennessee	25-50	.500	12-22	.545	11-17	.647	12/18/30	15	17	10	2	6	41	32	73
vs. Charlotte	20-48	.417	5-16	.313	15-18	.833	10/17/27	12	8	11	4	3	25	35	60
Middle Tennessee	30-69	.435	12-33	.364	7-14	.500	9/27/36	15	13	10	0	5	37	42	79
at Marshall	42-71	.592	15-27	.556	8-12	.667	6/33/39	10	23	8	3	6	45	62	107
Middle Tennessee	33-66	.500	12-24	.500	7-9	.778	10/19/29	14	12	15	1	10	44	41	85
at Marshall	37-61	.607	10-28	.357	12-14	.857	6/23/29	11	22	15	7	7	45	51	96
Middle Tennessee	-Canceled-														
vs. LA Tech															
Middle Tennessee	-Canceled-														
vs. LA Tech															
Middle Tennessee	24-53	.453	10-21	.476	3-5	.600	4/27/31	15	14	16	3	5	18	43	61
at Old Dominion	26-55	.473	4-14	.286	11-19	.579	8/26/34	6	13	10	3	10	32	35	67
Middle Tennessee	20-60	.333	9-30	.300	11-14	.786	12/27/39	10	15	13	4	5	22	38	60
at Old Dominion	32-62	.516	6-20	.300	3-7	.429	6/30/36	16	16	8	4	7	36	37	73
Middle Tennessee	17-58	.293	4-22	.182	12-20	.600	12/25/37	15	5	17	3	7	24	26	50
at Florida Atlantic	29-61	.475	8-23	.348	14-17	.824	9/35/44	16	18	14	5	13	37	43	80
Middle Tennessee	17-58	.293	4-20	.200	16-21	.762	12/21/33	18	8	11	2	7	22	32	54
at Florida Atlantic	24-53	.453	7-24	.292	8-17	.471	13/32/45	18	11	17	0	6	41	22	63
Middle Tennessee	-Canceled-														
vs. FIU															
Middle Tennessee	16-47	.340	8-21	.381	16-21	.762	6/19/25	12	10	12	2	5	36	20	56
vs. North Texas	30-55	.545	10-16	.625	6-11	.545	8/25/33	17	17	9	3	8	45	31	76



MISCELLANEOUS STATS

10+ Points	2020-21	Career
Jordan Davis	16	45
Jalen Jordan	9	53
DeAndre Dishman	7	37
Dontrell Shuler	7	33
Jo'Vontae Millner	7	25
Donovan Sims	3	30
Tyler Millin	3	5
Jayce Johnson	2	17
Eli Lawrence	2	9
Tyson Jackson	1	10
Elias King	1	1
Jared Coleman-Jones	0	2

20+ Points	2020-21	Career
Jalen Jordan	2	14
Jordan Davis	1	4
Dontrell Shuler	0	8
Donovan Sims	0	8
DeAndre Dishman	0	1
Jayce Johnson	0	1
Eli Lawrence	0	1
Jo'Vontae Millner-Criss	0	1

30+ Points	2020-21	Career

10+ Rebounds	2020-21	Career
Jo'Vontae Millner	1	5
Eli Lawrence	0	1
DeAndre Dishman	0	2
Jayce Johnson	0	2

Double-Doubles	2020-21	Career
Jo'Vontae Millner	1	4
Eli Lawrence	0	1
DeAndre Dishman	0	2

Statsheet Stuffer	2020-21	Career
Jordan Davis	1	1
Donovan Sims	0	4

▶ *at least five in three categories*

Dunks	2020-21	Career
Tyson Jackson	6	19
Jordan Davis	5	5
Jared Coleman-Jones	3	3
Jalen Jordan	3	3
Eli Lawrence	2	10
Tyler Millin	1	8
DeAndre Dishman	1	1

RAIDER RECORDS

Overall record	5-18
At home	5-6
On road	0-9
Neutral site	0-3
vs. Ranked Teams	0-0

Black Uniforms	0-3
Blue Uniforms	1-5
Gray Uniforms	1-4
White Uniforms	3-6

vs. Conference USA	3-14
vs. Conference USA Home	3-4
vs. Conference USA Away	0-9
vs. Conference USA Neutral	0-1
vs. Non-Conference	2-4
vs. Ohio Valley	1-0
vs. Southeastern	0-1
vs. Southern	0-2
vs. Summit	0-1
vs. Non D-I	1-0

When leading at halftime	5-2
When tied at halftime	0-0
When trailing at halftime	0-16

Leading with 5:00 left (regulation)	4-1
Tied with 5:00 left (regulation)	0-0
Trailing with 5:00 left (regulation)	1-17

In overtime games	0-0
-------------------	-----

When MT wins the tip-off	3-3
When opponent wins the tip-off	2-15
When MT scores first	3-7
When opponent scores first	2-11
In games decided by 3 points or less	1-1
In games decided by 4-10 points	0-4

When MT shoots 50% or better	2-2
When MT shoots 40-49%	2-4
When MT shoots 30-39%	1-7
When MT shoots less than 30%	0-5

When scoring 90 or more points	0-0
When scoring 80-89 points	0-1
When scoring 70-79 points	3-2
When scoring 60-69 points	2-3
When scoring 50-59 points	0-11
When scoring less than 50 points	0-1

When MT outrebounds opponents	4-3
When MT is outrebounded	0-14
When rebounds are even	1-1

On Monday	0-1
On Tuesday	0-0
On Wednesday	1-1
On Thursday	0-3
On Friday	1-6
On Saturday	3-4
On Sunday	0-2

In November	0-2
In December	2-2
In January	1-7
In February	2-4
In March	0-3



- 2020-21 BOX SCORES -

01

Middle Tennessee 59
 Omaha 60

Nov. 26, 2020 • Estero, Fla. • Hertz Arena

Middle Tennessee	FG	3FG	FT	O-D-R	PF	PTS	A	T	B	S	MIN
DeAndre Dishman	2-8	0-0	2-3	2-1-3	2	6	0	1	0	2	19
Tyson Jackson	1-1	0-0	0-0	0-0-0	3	2	1	1	0	1	6
Jordan Davis	4-8	2-5	3-6	0-6-6	2	13	1	3	1	2	33
Donovan Sims	5-10	4-9	0-0	0-2-2	0	14	0	1	0	1	22
Jalen Jordan	1-2	0-0	2-2	1-1-2	3	4	2	0	0	1	14
Tyler Millin	0-1	0-1	0-0	1-0-1	1	0	0	0	0	0	6
Eli Lawrence	1-2	1-1	0-0	0-1-1	1	3	0	0	0	0	9
Jayce Johnson	0-1	0-0	1-4	1-0-1	0	1	0	1	0	0	13
J. Milliner-Criss	1-6	0-2	0-1	0-5-5	2	2	2	2	1	1	20
Elias King	0-0	0-0	0-0	0-0-0	0	0	0	0	0	0	2
J. Coleman-Jones	2-11	0-0	2-2	3-4-7	3	6	1	3	1	2	26
Dontrell Shuler	2-9	0-2	4-4	1-3-4	2	8	1	3	0	3	30
Team				0-0-0	1						
Totals	19-59	7-20	14-22	9-23-32	20	59	8	15	3	13	200

FG% 1st: 8-32 (25.0%) 2nd: 11-27 (40.7%) Game: 19-59 (32.2%)
 3FG% 1st: 2-11 (18.2%) 2nd: 5-9 (55.6%) Game: 7-20 (35.0%)
 FT% 1st: 1-5 (20.0%) 2nd: 13-17 (76.5%) Game: 14-22 (63.6%)

Omaha	FG	3FG	FT	O-D-R	PF	PTS	A	T	B	S	MIN
Wanjiang Tut	5-11	0-0	0-0	1-8-9	2	10	1	3	0	0	25
Matt Pile	7-12	0-0	2-2	2-7-9	3	16	2	5	0	1	33
Zach Thornhill	1-3	0-0	0-0	2-4-6	1	2	1	1	0	1	22
Ayo Akinwale	1-5	0-2	3-6	1-2-3	1	5	2	3	0	1	33
Marco Smith	0-3	0-0	0-0	0-3-3	3	0	0	4	0	1	19
Sam'i Roe	1-4	0-2	0-1	1-4-5	3	2	0	1	0	1	23
Darrius Hughes	2-3	0-0	1-2	0-2-2	1	5	0	1	0	0	10
Devin Evans	0-2	0-1	2-2	1-1-2	3	2	1	2	1	0	8
Marlon Ruffin	5-11	1-2	7-7	0-4-4	1	18	1	2	1	2	27
Team				0-0-0							
Totals	22-54	1-7	15-20	8-35-43	18	60	8	22	2	7	200

FG% 1st: 13-30 (43.3%) 2nd: 9-24 (37.5%) Game: 22-54 (40.7%)
 3FG% 1st: 1-3 (33.3%) 2nd: 0-4 (0.0%) Game: 1-7 (14.3%)
 FT% 1st: 5-6 (83.3%) 2nd: 10-14 (71.4%) Game: 15-20 (75.0%)

Officials: Mick Fieldbinder, Steve Anderson, Andrew Walton

Technical: MT: TEAM

Attendance: 50

Score by Period	1	2	F
Middle Tennessee	19	40	59
Omaha	32	28	60

Points	In	Off	2nd	Fast	Bench
Middle Tennessee	20	17	9	4	20
Omaha	24	15	6	4	7

Last FG - MT 2nd-02:07, OMAHA 2nd-02:22.
 Largest lead - MT by 9 1st-13:27, OMAHA by 15 2nd-18:14.
 MT led for 16:46. OMAHA led for 20:55. Game was tied for 02:19

Score tied - 8 times
 Lead changed - 9 times

02

ETSU 57
 Middle Tennessee 43

Nov. 27, 2020 • Estero, Fla. • Hertz Arena

ETSU	FG	3FG	FT	O-D-R	PF	PTS	A	T	B	S	MIN
Vonnie Patterson	0-4	0-1	1-2	2-0-2	2	1	1	0	0	1	18
Silas Adheke	4-5	0-0	0-0	0-7-7	4	8	1	3	2	0	22
Serrel Smith	0-5	0-1	4-4	2-2-4	2	4	2	3	0	4	33
David Sloan	2-7	1-2	2-4	0-1-1	2	7	3	2	0	2	22
Ledarius Brewer	7-19	3-9	3-4	0-8-8	2	20	1	5	0	2	35
Truth Harris	0-0	0-0	0-0	0-0-0	1	0	0	2	0	0	6
Marcus Niblack	1-1	0-0	0-0	0-3-3	0	2	0	1	0	0	14
Damari Monsanto	2-9	0-7	0-0	3-3-6	1	4	2	1	0	1	16
Ty Brewer	3-7	0-2	2-2	0-4-4	1	8	1	1	0	2	21
Richard Arnaeñule	1-1	0-0	1-3	0-2-2	2	3	0	0	0	0	13
Team				0-0-0							
Totals	20-58	4-22	13-19	7-30-37	17	57	11	18	2	12	200

FG% 1st: 9-28 (32.1%) 2nd: 11-30 (36.7%) Game: 20-58 (34.5%)
 3FG% 1st: 0-10 (0.0%) 2nd: 4-12 (33.3%) Game: 4-22 (18.2%)
 FT% 1st: 6-9 (66.7%) 2nd: 7-10 (77.0%) Game: 13-19 (68.4%)

Middle Tennessee	FG	3FG	FT	O-D-R	PF	PTS	A	T	B	S	MIN
DeAndre Dishman	4-6	0-0	2-3	3-3-6	0	10	0	1	1	0	21
Tyson Jackson	3-5	0-0	2-3	0-3-3	4	8	0	4	0	0	17
Jordan Davis	1-8	1-5	0-0	0-7-7	2	3	2	5	0	3	31
Donovan Sims	1-6	1-4	2-2	0-0-0	3	5	1	2	1	2	18
Jalen Jordan	1-4	1-3	0-0	0-3-3	3	3	3	3	0	1	27
Tyler Millin	1-2	0-1	0-0	0-0-0	1	2	0	0	0	0	8
Eli Lawrence	0-3	0-1	0-0	1-1-2	2	0	1	3	0	1	11
Jayce Johnson	0-0	0-0	0-0	0-2-2	1	0	0	1	1	0	7
J. Milliner-Criss	0-4	0-1	0-0	1-3-4	1	0	0	3	0	1	12
Elias King	1-4	1-4	0-0	0-0-0	0	3	0	0	0	0	5
J. Coleman-Jones	1-1	0-0	2-2	1-3-4	4	4	0	3	0	0	19
Dontrell Shuler	2-7	0-2	1-2	0-2-2	3	5	1	2	0	2	24
Team				0-0-0							
Totals	15-50	4-21	9-12	6-27-33	24	43	8	27	3	10	200

FG% 1st: 8-28 (28.6%) 2nd: 7-22 (31.8%) Game: 15-50 (30.0%)
 3FG% 1st: 2-13 (15.4%) 2nd: 2-8 (25.0%) Game: 4-21 (19.0%)
 FT% 1st: 4-5 (80.0%) 2nd: 5-7 (71.4%) Game: 9-12 (75.0%)

Officials: Kerry Sitton, James Durham, Kenneth Moreland

Technical: None

Attendance: 50

Score by Period	1	2	F
ETSU	24	33	57
Middle Tennessee	22	21	43

Points	In	Off	2nd	Fast	Bench
ETSU	28	25	11	8	17
Middle Tennessee	22	14	5	0	4

Last FG - ETSU 2nd-00:08, MT 2nd-00:21.
 Largest lead - ETSU by 15 2nd-00:50, MT by 4 1st-13:56.
 ETSU led for 18:30. MT led for 10:17. Game was tied for 11:13.

Score tied - 10 times
 Lead changed - 8 times



- 2020-21 BOX SCORES -

03

Murray State 61
Middle Tennessee 78

Dec. 2, 2020 ♦ Murfreesboro, Tenn. ♦ Murphy Center

Murray State	FG	3FG	FT	O-D-R	PF	PTS	A	T	B	S	MIN
Demond Robinson	5-6	0-0	0-0	1-0-1	3	10	1	1	0	1	21
KJ Williams	3-9	0-2	1-2	1-5-6	2	7	2	2	0	2	32
Tevin Brown	4-14	1-7	4-6	2-5-7	0	13	3	2	0	1	37
Justice Hill	2-9	0-1	0-0	1-1-2	1	4	1	3	0	1	19
Brian Whitley	1-3	0-1	2-2	0-1-1	0	4	1	1	0	0	17
DaQuan Smith	1-3	0-0	0-0	0-1-1	3	2	2	0	0	0	25
Chico Carter, Jr	5-12	2-5	1-1	1-3-4	1	13	1	7	0	2	21
Matt Smith	0-0	0-0	2-2	1-1-2	0	2	0	0	0	0	2
Devin Gilmore	2-2	0-0	2-3	1-6-7	4	6	0	1	1	0	19
Nicholas/McMullen	0-0	0-0	0-0	0-0-0	0	0	0	0	0	0	7
Team				3-3-6							1
Totals	23-58	3-16	12-16	11-26-37	14	61	11	18	1	7	200

FG% 1st: 14-30 (46.7%) 2nd: 9-28 (32.1%) Game: 23-58 (39.7%)
3FG% 1st: 2-11 (18.2%) 2nd: 1-5 (20.0%) Game: 3-16 (18.8%)
FT% 1st Half: 0-0 (0.0%) 2nd: 12-16 (75.0%) Game: 12-16 (75.0%)

Middle Tennessee	FG	3FG	FT	O-D-R	PF	PTS	A	T	B	S	MIN
DeAndre Dishman	3-9	0-1	1-2	1-7-8	2	7	1	1	0	2	29
J. Coleman-Jones	2-4	0-0	1-1	3-2-5	4	4	0	2	1	0	12
Jordan Davis	4-9	1-3	1-1	0-3-3	1	10	2	4	0	0	28
Donovan Sims	5-10	2-5	1-1	0-4-4	1	13	2	1	0	2	27
Jalen Jordan	2-8	0-5	0-0	0-0-0	1	4	0	3	0	1	21
Tyler Millin	2-5	1-3	0-0	0-1-1	1	5	0	0	0	0	6
Eli Lawrence	0-0	0-0	0-0	0-2-2	1	0	1	0	0	0	7
Jayce Johnson	2-2	0-0	0-0	0-0-0	1	4	0	0	1	1	10
Christian Fussell	0-1	0-1	0-0	0-0-0	1	0	0	0	0	0	2
J. Millner-Criss	6-12	3-8	4-5	3-4-7	2	19	0	1	2	1	22
Elias King	0-1	0-0	0-0	0-0-0	0	0	0	0	0	0	5
Marcus Mitchell	0-0	0-0	0-0	0-0-0	0	0	0	0	0	0	1
Dontrell Shuler	4-5	2-3	2-2	0-2-2	1	12	6	2	1	1	30
Team				5-0-5							
Totals	30-66	9-29	9-12	12-25-37	16	78	12	14	5	8	200

FG% 1st: 13-36 (36.1%) 2nd: 17-30 (56.7%) Game: 30-66 (45.5%)
3FG% 1st: 5-20 (25.0%) 2nd: 4-9 (44.4%) Game: 9-29 (31.0%)
FT% 1st: 3-4 (75.0%) 2nd: 6-8 (75.0%) Game: 9-12 (75.0%)

Officials: Bill Jacobson, Bret Smith, Bert Smith
Technical: None
Attendance: 100

Score by Period	1	2	F
Murray State	30	31	61
Middle Tennessee	34	44	78

Points	In Paint	Off T/O	2nd Chance	Fast Break	Bench
Murray State	36	13	11	4	23
Middle Tennessee	32	17	10	7	40

Last FG - MSU 2nd-00:28, MT 2nd-01:55.
Largest lead - MSU by 7 1st-09:12, MT by 24 2nd-05:35.
MSU led for 13:40. MT led for 24:23. Game was tied for 01:46.

Score tied - 2 times
Lead changed - 4 times

04

Chattanooga 80
Middle Tennessee 70

Dec. 7, 2020 ♦ Murfreesboro, Tenn. ♦ Murphy Center

Chattanooga	FG	3FG	FT	O-D-R	PF	PTS	A	T	B	S	MIN
Josh Ayeni	3-5	0-1	1-2	1-0-1	4	7	0	1	0	0	11
Stefan Kenic	6-12	2-5	3-5	3-2-5	1	7	2	2	0	0	36
A.J. Caldwell	2-7	1-4	0-2	0-6-6	2	5	5	1	0	5	33
D. Jean-Baptiste	6-19	2-9	6-6	0-2-2	0	20	1	5	0	1	35
Malachi Smith	5-9	1-2	7-7	2-11-13	1	18	4	3	0	0	37
Jamaal Walker	1-1	1-1	0-0	0-1-1	1	3	0	1	0	0	19
Trey Doomes	3-3	0-0	2-2	1-0-1	2	8	1	2	0	0	15
Jaden Frazier	0-0	0-0	2-2	1-2-3	0	2	2	1	0	0	14
Team				2-1-3							
Totals	26-56	7-22	21-26	10-25-35	13	80	15	16	0	6	200

FG% 1st: 13-28 (46.4%) 2nd: 13-28 (46.4%) Game: 26-56 (46.4%)
3FG% 1st: 5-11 (45.5%) 2nd: 2-11 (18.2%) Game: 7-22 (31.8%)
FT% 1st: 13-14 (92.9%) 2nd: 8-12 (66.7%) Game: 21-26 (80.8%)

Middle Tennessee	FG	3FG	FT	O-D-R	PF	PTS	A	T	B	S	MIN
DeAndre Dishman	8-10	0-0	0-0	0-5-5	3	16	1	4	0	3	25
J. Coleman-Jones	1-2	0-0	0-1	1-0-1	1	2	0	0	0	0	13
Jordan Davis	4-12	1-4	2-2	1-2-3	3	11	3	2	0	1	33
Donovan Sims	1-3	0-2	0-0	0-2-2	1	2	0	1	0	1	14
Jalen Jordan	4-5	3-4	0-0	0-5-5	1	11	4	2	0	1	28
Tyler Millin	1-3	0-0	0-0	4-1-5	1	2	0	2	0	0	8
Tyson Jackson	0-0	0-0	0-0	0-0-2	0	0	1	1	0	0	11
Eli Lawrence	0-1	0-0	2-3	0-1-1	1	2	1	0	1	0	6
Jayce Johnson	0-1	0-0	0-0	0-0-0	2	0	0	0	0	0	5
J. Millner-Criss	6-9	2-3	0-0	1-6-7	4	14	1	1	1	0	23
Dontrell Shuler	4-12	2-5	0-3	0-0-0	2	10	5	3	0	0	34
Team				0-1-1							
Totals	29-58	8-18	4-9	7-23-30	21	70	16	17	2	6	200

FG% 1st: 15-29 (51.7%) 2nd: 14-29 (48.3%) Game: 29-58 (50.0%)
3FG% 1st: 5-9 (55.6%) 2nd: 3-9 (33.3%) Game: 8-18 (44.4%)
FT% 1st Half: 4-7 (57.1%) 2nd: 0-2 (0.0%) Game: 4-9 (44.4%)

Officials: Kevin Mathis, Kelly Self, Raymie Styons
Technical: None
Attendance: 100

Score by Period	1	2	F
Chattanooga	44	36	80
Middle Tennessee	39	31	70

Points	In Paint	Off T/O	2nd Chance	Fast Break	Bench
Chattanooga	26	22	11	9	13
Middle Tennessee	32	19	7	10	28

Last FG - UTC 2nd-01:25, MT 2nd-01:37.
Largest lead - UTC by 10 2nd-01:55, MT by 4 1st-09:35.
UTC led for 24:26. MT led for 07:37. Game was tied for 07:57.

Score tied - 11 times
Lead changed - 6 times



- 2020-21 BOX SCORES -

05

Covenant.....57
 Middle Tennessee76

Dec. 12, 2020 ♦ Murfreesboro, Tenn. ♦ Murphy Center

Covenant	FG	3FG	FT	O-D-R	PF	PTS	A	T	B	S	MIN
Promise Igbanu	0-6	0-1	0-0	0-1-1	5	0	0	2	0	0	16
Will Crumly	1-2	1-2	4-6	0-2-2	2	7	0	2	0	2	11
Chris Barnette	1-6	0-3	0-0	1-1-2	1	2	2	2	0	0	19
Jackson Fitzgerald	0-1	0-1	0-0	2-1-3	0	0	2	1	0	0	16
Luke Toulaitos	6-9	0-1	0-2	0-1-1	3	12	1	3	0	0	17
Brady Palmer	2-5	2-4	0-0	0-0-0	2	6	0	0	1	0	17
Tavian Roundtree	0-2	0-2	0-0	0-1-1	0	0	1	2	0	0	11
Will Apple	0-2	0-0	3-4	0-1-1	0	3	0	0	0	1	7
Daevon Platt	3-5	3-5	0-0	0-6-6	2	9	1	0	0	2	17
Logan Pearlman	1-1	1-1	0-1	0-2-2	1	3	2	1	0	1	16
Jonathan Gernat	1-1	1-1	3-3	0-4-4	1	6	0	1	1	1	9
Eli Burruss	0-0	0-0	0-0	0-0-0	0	0	0	0	0	0	1
M. St. Germain	0-1	0-0	0-0	0-0-0	0	0	0	0	0	0	1
Gage Maffetone	0-3	0-0	3-4	1-2-3	1	3	1	2	0	0	9
Zack Allen	0-4	0-3	0-0	0-2-2	1	0	0	1	1	0	16
Walker Mathis	3-3	0-0	0-0	1-1-2	3	6	0	0	1	0	17
Eli Witt	0-0	0-0	0-0	0-0-0	0	0	0	0	0	0	0+
Team				0-1-1							
Totals	18-51	8-24	13-20	5-26-31	22	57	10	17	4	7	200

FG% 1st: 7-23 (30.4%) 2nd: 11-28 (39.3%) Game: 18-51 (35.3%)
 3FG% 1st: 4-11 (36.4%) 2nd: 4-13 (30.8%) Game: 8-24 (33.3%)
 FT% 1st: 4-6 (66.7%) 2nd: 9-14 (64.3%) Game: 13-20 (65.0%)

Middle Tennessee	FG	3FG	FT	O-D-R	PF	PTS	A	T	B	S	MIN
DeAndre Dishman	0-4	0-0	3-4	2-1-3	0	3	1	0	0	1	15
J. Coleman-Jones	1-4	0-0	2-3	3-1-4	1	4	1	2	0	0	13
Jordan Davis	9-17	4-10	0-0	1-6-7	1	22	0	0	1	5	31
Donovan Sims	1-4	1-4	2-4	0-4-4	2	5	5	2	0	1	24
Jalen Jordan	2-6	0-3	0-0	1-1-1	1	4	1	0	0	1	22
Tyler Millin	0-2	0-0	0-0	2-1-3	0	0	0	1	0	0	7
Tyson Jackson	1-4	0-0	0-0	2-5-7	3	2	0	1	0	1	21
Eli Lawrence	2-5	2-5	1-2	0-2-2	1	7	2	0	0	0	10
Jayce Johnson	1-4	0-1	3-4	1-2-3	4	5	0	3	0	2	12
Christian Fussell	0-1	0-0	0-0	0-0-0	0	0	0	0	1	0	1
J. Miller-Criss	3-7	0-1	2-2	3-5-8	2	8	1	0	0	0	19
Elias King	0-1	0-1	0-0	0-0-0	0	0	0	0	0	0	5
Dontrell Shuler	3-9	1-2	9-9	3-2-5	4	16	2	3	0	0	20
Team				4-2-6							1
Totals	23-68	8-27	22-28	21-32-53	19	76	13	13	2	11	200

FG% 1st: 12-36 (33.3%) 2nd: 11-32 (34.4%) Game: 23-68 (33.8%)
 3FG% 1st: 3-13 (23.1%) 2nd: 5-14 (35.7%) Game: 8-27 (29.6%)
 FT% 1st: 8-11 (72.7%) 2nd: 14-17 (82.4%) Game: 22-28 (78.6%)

Officials: Mick Fieldbinder, Andrew Walton, Craig Murley

Technical: None
Attendance: 100

Score by Period	1	2	F
Covenant	22	35	57
Middle Tennessee	35	41	76

Points	In Paint	Off T/O	2nd Chance	Fast Break	Bench
Covenant	18	7	5	5	36
Middle Tennessee	28	21	14	15	38

Last FG - COV 2nd-02:13, MT 2nd-00:41.
 Largest lead - COV by 3 1st-14:39, MT by 21 2nd-00:41.
 COV led for 01:59. MT led for 36:19. Game was tied for 01:42

Score tied - 2 times
Lead changed - 2 times

06

Ole Miss70
 Middle Tennessee51

Dec. 16, 2020 ♦ Murfreesboro, Tenn. ♦ Murphy Center

Ole Miss	FG	3FG	FT	O-D-R	PF	PTS	A	T	B	S	MIN
Romello White	7-8	0-0	2-5	2-4-6	2	16	0	1	0	2	32
KJ Buffen	4-4	0-0	3-4	0-7-7	1	11	2	0	1	2	22
Devontae Shuler	3-9	1-5	3-3	0-3-3	1	10	2	5	0	2	31
Luis Rodriguez	5-7	0-0	0-0	0-5-5	2	10	1	2	1	3	23
Jarkel Joiner	4-8	1-2	1-1	0-1-1	1	10	1	0	1	0	30
Austin Crowley	2-5	0-1	0-0	0-2-2	2	4	1	3	0	0	15
Antavion Collum	1-2	0-1	0-0	0-0-0	2	2	0	1	0	0	3
Matthew Murray	2-4	0-2	1-2	2-3-5	2	5	0	1	0	0	15
Shon Robinson	0-1	0-1	0-0	0-1-1	0	0	0	0	0	0	4
Dimencio Vaughn	0-1	0-0	0-0	0-1-1	3	0	0	2	0	0	6
Robert Allen	0-0	0-0	2-4	0-1-1	2	2	0	2	0	1	9
Sammy Hunter	0-2	0-2	0-0	0-1-1	1	0	0	0	0	0	10
Team				0-2-2							
Totals	28-51	2-14	12-19	4-31-35	19	70	7	17	2	11	200

FG% 1st: 14-26 (53.8%) 2nd: 14-25 (56.0%) Game: 28-51 54.9%
 3FG% 1st: 2-7 (28.6%) 2nd: 0-7 (0.0%) Game: 2-14 14.3%
 FT% 1st: 2-5 (40.0%) 2nd: 10-14 (71.4%) Game: 12-19 (63.2%)

Middle Tennessee	FG	3FG	FT	O-D-R	PF	PTS	A	T	B	S	MIN
DeAndre Dishman	0-4	0-0	0-0	0-2-2	2	0	0	3	2	0	21
J. Coleman-Jones	0-2	0-0	0-0	1-2-3	1	0	0	1	0	0	13
Jordan Davis	1-11	1-5	3-4	1-2-3	0	6	2	3	0	2	32
Jalen Jordan	2-5	2-5	0-0	0-2-3	1	6	0	2	0	0	20
Dontrell Shuler	7-17	0-3	5-6	0-1-1	2	19	2	2	0	1	34
Tyler Millin	5-9	2-5	0-0	3-5-8	5	12	0	1	0	1	27
Donovan Sims	0-2	0-1	0-0	1-1-2	1	0	0	3	0	0	19
Tyson Jackson	0-1	0-0	2-2	1-2-3	3	2	0	2	0	0	16
Eli Lawrence	2-5	0-2	2-3	2-2-4	2	6	0	1	0	1	15
Christian Fussell	0-0	0-0	0-0	0-0-0	0	0	0	0	0	0	1
Elias King	0-1	0-1	0-0	0-0-0	0	0	0	0	0	0	2
Team				2-5-7							1
Totals	17-57	5-22	12-15	11-25-36	17	51	4	19	2	5	200

FG% 1st: 8-28 (28.6%) 2nd: 9-29 (31.0%) Game: 17-57 (29.8%)
 3FG% 1st: 4-13 (30.8%) 2nd: 1-9 (11.1%) Game: 5-22 (22.7%)
 FT% 1st: 2-2 (100.0) 2nd 10-13 (76.9%) Game: 12-15 (80.0%)

Officials: Brent Hampton, Olandis Poole, Gerry Pollard

Technical: None
Attendance: 100

Score by Period	1	2	F
Ole Miss	32	38	70
Tulane	22	29	51

Points	In Paint	Off T/O	2nd Chance	Fast Break	Bench
Ole Miss	48	22	5	15	13
Middle Tennessee	16	11	8	4	20

Last FG - OM 2nd-01:05, MT 2nd-00:46.
 Largest lead - OM by 25 2nd-09:02, MT None.
 OM led for 38:27. MT led for 00:00. Game was tied for 01:33

Score tied - 0 times
Lead changed - 0 times



- 2020-21 BOX SCORES -

07

FIU 68
Middle Tennessee 55

Jan. 8, 2021 ♦ Murfreesboro, Tenn. ♦ Murphy Center

FIU	FG	3FG	FT	O-D-R	PF	PTS	A	T	B	S	MIN
Dimon Carrigan	3-4	0-0	0-0	1-3-4	4	6	0	1	3	1	17
Radshad Davis	6-9	3-6	0-0	0-3-3	1	15	3	0	1	2	33
Eric Lovett	2-6	2-5	0-0	1-2-3	1	6	0	0	0	0	34
Antonio Daye, Jr	6-15	0-2	5-6	2-5-7	2	17	2	7	0	1	35
Tevin Brewer	6-10	1-4	0-0	0-1-1	0	13	3	1	0	1	26
Javaunte Hawkins	0-3	0-3	0-0	0-1-1	0	0	1	0	0	2	12
Dante Wilcox	2-4	0-0	0-0	4-1-5	0	4	0	0	0	1	11
Jonathan Nunez	0-0	0-0	0-0	0-0-0	0	0	0	0	0	0	1
Petar Krivokapic	1-3	0-2	0-0	0-0-0	0	2	0	0	0	2	14
Anthony Mason	2-2	0-0	1-2	0-3-3	3	5	0	0	0	0	12
Cameron Corcoran	0-2	0-2	0-0	0-0-0	0	0	1	1	0	1	5
Team				1-4-5							
Totals	28-58	6-24	6-8	9-23-32	11	68	10	14	4	11	200

FG% 1st: 12-31 (38.7%) 2nd: 16-27 (59.3%) Game: 28-58 (48.3%)
 3FG% 1st: 6-20 (30.0%) 2nd: 0-4 (0.0%) Game: 6-24 (25.0%)
 FT% 1st: 2-4 (50.0%) 2nd: 4-4 (100.0%) Game: 6-8 (75.0%)

MiddleTennessee	FG	3FG	FT	O-D-R	PF	PTS	A	T	B	S	MIN
DeAndre Dishman	1-4	0-0	1-3	2-2-4	3	3	0	2	0	2	19
J. Millner-Criss	4-7	1-3	0-0	4-3-7	0	9	0	4	1	0	28
Jordan Davis	4-9	0-2	1-1	1-1-2	2	9	3	2	0	0	31
Donovan Sims	1-6	0-3	3-4	0-4-4	3	5	3	3	0	0	31
Jalen Jordan	6-10	4-7	1-2	1-2-3	1	17	2	5	0	0	32
Tyler Millin	1-7	0-2	0-0	2-1-3	1	2	0	1	0	1	19
Tyson Jackson	1-1	0-0	0-0	0-0-0	2	2	0	2	0	1	13
Eli Lawrence	3-6	2-5	0-0	0-5-5	0	8	1	1	1	0	19
Elias King	0-3	0-3	0-0	0-3-3	0	0	0	0	0	0	8
Team				1-1-2							
Totals	21-53	7-25	6-10	11-22-33	12	55	9	21	2	4	200

FG% 1st: 10-28 (35.7%) 2nd: 11-25 (44.0%) Game: 21-53 (39.6%)
 3FG% 1st: 2-14 (14.3%) 2nd: 5-11 (45.5%) Game: 7-25 (28.0%)
 FT% 1st: 2-2 (100.0%) 2nd: 4-8 (50.0%) Game: 6-10 (60.0%)

Officials: Amy Bonner, Craig Murley, Ray Natili
Technical: FIU - Anthony Mason
Attendance: 100

Score by Period	1	2	F
FIU	32	36	68
Middle Tennessee	24	31	55

Points	In Paint	Off T/O	2nd Chance	Fast Break	Bench
FIU	40	18	8	7	11
Middle Tennessee	18	16	8	5	12

Last FG - FIU 2nd-01:20, MT 2nd-00:59.
 Largest lead - FIU by 13 2nd-02:53, MT by 3 2nd-12:32.
 FIU led for 36:08. MT led for 02:47. Game was tied for 01:05.

Score tied - 3 times
 Lead changed - 6 times

08

FIU 56
Middle Tennessee 67

Jan. 9, 2021 ♦ Murfreesboro, Tenn. ♦ Murphy Center

FIU	FG	3FG	FT	O-D-R	PF	PTS	A	T	B	S	MIN
Dimon Carrigan	3-5	0-0	0-1	2-6-8	4	6	0	2	2	1	23
Radshad Davis	4-7	1-4	2-2	3-6-9	2	11	1	3	0	0	32
Eric Lovett	3-13	1-8	1-2	0-3-3	3	8	0	1	0	1	32
Antonio Daye, Jr	8-18	0-3	4-6	0-7-7	1	20	1	9	0	4	38
Tevin Brewer	4-10	2-5	0-0	0-2-2	3	10	2	1	0	1	35
Javaunte Hawkins	0-1	0-1	0-0	0-0-0	0	0	0	0	0	0	8
Dante Wilcox	0-0	0-0	0-0	0-0-0	1	0	0	0	0	0	7
Jonathan Nunez	0-1	0-1	0-0	0-0-0	2	0	0	0	0	0	6
Petar Krivokapic	0-0	0-0	0-0	0-1-1	0	0	0	1	0	0	4
Anthony Mason	0-1	0-0	1-2	1-0-1	2	1	0	1	1	1	10
Cameron Corcoran	0-1	0-0	0-0	0-1-1	0	0	2	0	0	0	5
Team				2-1-3							
Totals	22-57	4-22	8-13	8-27-35	18	56	6	18	3	8	200

FG% 1st: 11-29 (37.9%) 2nd: 11-28 (39.3%) Game: 22-57 (38.6%)
 3FG% 1st: 3-13 (23.1%) 2nd: 1-9 (11.1%) Game: 4-22 (18.2%)
 FT% 1st: 3-4 (75.0%) 2nd: 5-9 (55.6%) Game: 8-13 (61.5%)

MiddleTennessee	FG	3FG	FT	O-D-R	PF	PTS	A	T	B	S	MIN
DeAndre Dishman	5-8	0-0	2-4	2-6-8	4	12	2	1	1	2	21
J. Millner-Criss	3-8	0-3	0-0	1-5-6	1	6	1	2	2	2	29
Jordan Davis	4-10	2-5	3-4	0-4-4	3	13	1	1	1	3	32
Donovan Sims	5-8	1-2	4-4	0-6-6	2	15	2	2	0	0	28
Jalen Jordan	0-2	0-1	2-2	0-2-2	2	2	2	6	0	1	33
Tyler Millin	2-7	1-2	2-2	4-1-5	2	7	0	1	0	1	23
Tyson Jackson	0-1	0-0	0-0	0-2-2	1	0	1	0	0	0	8
Eli Lawrence	4-10	0-2	1-3	0-3-3	3	9	0	2	1	0	20
Elias King	1-2	1-2	0-0	0-1-1	0	3	0	0	0	0	6
Team				2-0-2							
Totals	24-56	5-17	14-19	9-30-39	18	67	9	15	5	9	200

FG% 1st: 18-33 (54.5%) 2nd: 6-23 (26.1%) Game: 24-56 (42.9%)
 3FG% 1st: 4-10 (40.0%) 2nd: 1-7 (14.3%) Game: 5-17 (29.4%)
 FT% 1st: 2-5 (40.0%) 2nd: 12-14 (85.7%) Game: 14-19 (73.7%)

Officials: James Hicks, Blake Harris, Bill Jacobson
Technical: None
Attendance: 100

Score by Period	1	2	F
FIU	28	28	56
Middle Tennessee	42	25	67

Points	In Paint	Off T/O	2nd Chance	Fast Break	Bench
FIU	36	19	5	22	1
Middle Tennessee	32	20	8	6	19

Last FG - FIU 2nd-00:26, MT 2nd-02:49.
 Largest lead - FIU by 2 1st-19:33, MT by 22 1st-09:26.
 FIU led for 00:27. MT led for 38:26. Game was tied for 01:07.

Score tied - 1 time
 Lead changed - 1 time



- 2020-21 BOX SCORES -

09

Middle Tennessee54
 Southern Miss.....84

Jan. 15, 2021 ♦ Hattiesburg, Miss. ♦ Reed Green Coliseum

Middle Tennessee	FG	3FG	FT	O-D-R	PF	PTS	A	T	B	S	MIN
DeAndre Dishman	2-5	0-0	1-2	1-1-2	0	5	0	2	0	0	16
J. Millner-Criss	2-9	0-3	0-1	4-2-6	0	4	2	1	0	0	22
Jordan Davis	6-11	1-3	0-0	0-3-3	1	13	1	3	0	2	30
Donovan Sims	2-7	2-5	3-4	0-2-2	1	9	1	3	0	1	26
Jalen Jordan	0-4	0-1	4-5	1-6-7	1	4	3	3	0	1	30
Tyler Millin	1-7	1-3	1-2	0-3-3	1	4	0	1	0	0	16
Tyson Jackson	1-2	0-0	1-2	0-1-1	1	3	0	2	0	0	19
Eli Lawrence	1-8	0-3	0-0	1-5-6	0	2	0	0	0	0	16
Fussell, Christian	1-2	1-2	0-0	0-0-0	0	3	0	0	0	0	3
Elias King	2-6	2-6	0-0	1-4-5	0	6	1	0	0	0	17
J. Coleman-Jones	0-0	0-0	1-2	0-0-0	0	1	0	0	0	0	5
Team				3-4-7							
Totals	18-61	7-26	11-18	11-31-42	5	54	8	15	0	4	200

FG% 1st: 7-24 (29.2%) 2nd: 11-37 (29.7%) Game: 18-61 (29.5%)
 3FG% 1st: 3-9 (33.3%) 2nd: 4-17 (23.5%) Game: 7-26 (26.9%)
 FT% 1st: 5-8 (62.5%) 2nd: 6-10 (60.0%) Game: 11-18 (61.1%)

Southern Miss.	FG	3FG	FT	O-D-R	PF	PTS	A	T	B	S	MIN
DeAndre Pindkney	2-4	1-1	0-2	1-4-5	3	5	2	0	1	0	24
Tae Hardy	3-8	1-1	1-2	0-3-3	1	8	6	1	1	2	28
LaDavius Draine	1-5	1-5	0-0	0-1-1	2	3	2	0	0	1	23
Tyler Stevenson	6-10	0-0	0-0	0-7-7	1	12	2	0	0	1	28
Jaron Pierre Jr	9-11	6-8	0-0	1-9-10	0	24	2	2	0	1	27
Denijay Harris	6-7	0-0	0-0	3-2-5	0	12	1	1	0	1	18
Justin Johnson	1-7	0-0	0-0	1-2-3	1	2	0	0	0	0	9
Blake Roberts	0-2	0-0	0-0	0-0-0	0	0	0	0	0	0	3
Clay Weatherspoon	1-2	0-1	0-0	0-1-1	0	2	0	0	0	0	3
Jay Malone	2-5	0-1	0-0	0-2-2	1	4	0	0	0	1	13
Jeffery Armstrong	0-0	0-0	0-0	0-0-0	0	0	0	0	0	0	3
Artur Kononstuk	5-10	2-5	0-0	0-2-2	1	12	1	1	1	1	17
Mark Jaakson	0-1	0-1	0-0	0-3-3	1	0	0	0	0	0	4
Team				1-0-1							
Totals	36-72	11-23	1-4	7-36-43	11	84	16	5	3	8	200

FG% 1st: 17-34 (50.0%) 2nd: 19-38 (50.0%) Game: 36-72 (50.0%)
 3FG% 1st: 3-7 (42.9%) 2nd: 8-16 (50.0%) Game: 11-23 (47.8%)
 FT% 1st: 1-4 (25.0%) 2nd: 0-0 (0.0%) Game: 1-4 (25.0%)

Officials: Todd Austin, Tyler Kumpf, Gary Maxwell
 Technicals: None
 Attendance: 1,200

Score by Period	1	2	F
Middle Tennessee	22	32	54
Southern Miss.	38	46	84

Points	In Paint	Off T/O	2nd Chance	Fast Break	Bench
Middle Tennessee	18	3	7	5	19
Southern Miss.	46	16	9	7	32

Last FG - MT 2nd-00:47, USM 2nd-00:57.
 Largest lead - MT by 4 1st-18:18, USM by 36 2nd-03:48.
 MT led for 01:43. USM led for 34:55. Game was tied for 03:22.

Score tied - 2 times
 Lead changed - 2 times

10

Middle Tennessee59
 Southern Miss.....64

Jan. 15, 2021 ♦ Hattiesburg, Miss. ♦ Reed Green Coliseum

Middle Tennessee	FG	3FG	FT	O-D-R	PF	PTS	A	T	B	S	MIN
DeAndre Dishman	5-9	0-0	0-1	1-4-5	1	10	0	3	0	3	34
J. Millner-Criss	5-9	0-0	0-1	1-4-5	1	10	0	3	0	3	34
Jordan Davis	2-17	0-8	3-4	1-2-3	3	7	2	0	0	4	36
Donovan Sims	2-8	0-3	4-6	1-2-3	1	8	3	3	0	1	36
Jalen Jordan	4-8	2-5	4-5	1-5-6	4	14	0	2	0	1	33
Tyler Millin	0-1	0-0	0-0	0-0-0	2	0	0	0	0	1	9
Tyson Jackson	0-0	0-0	0-0	0-2-2	0	0	0	0	0	0	4
Eli Lawrence	3-4	2-3	0-0	0-2-2	2	8	0	2	0	0	11
Elias King	0-2	0-2	0-0	0-0-0	0	0	0	0	0	0	4
J. Coleman-Jones	1-2	0-0	0-0	1-1-2	4	2	0	2	0	0	6
Team				2-1-3							
Totals	21-58	6-26	11-17	8-23-31	21	59	5	16	0	11	200

FG% 1st: 10-25 (40.0%) 2nd: 11-33 (33.3%) Game: 21-58 (36.2%)
 3FG% 1st: 1-11 (9.1%) 2nd: 5-15 (33.3%) Game: 6-26 (23.1%)
 FT% 1st: 3-3 (100.0%) 2nd: 8-14 (57.1%) Game: 11-17 (64.7%)

Southern Miss.	FG	3FG	FT	O-D-R	PF	PTS	A	T	B	S	MIN
DeAndre Pindkney	2-4	0-2	0-0	0-3-3	4	4	1	1	0	2	26
Tae Hardy	6-11	0-1	6-6	0-2-2	4	18	3	1	0	2	26
LaDavius Draine	3-6	3-5	3-4	0-6-6	4	12	3	5	0	0	30
Tyler Stevenson	7-13	0-0	4-8	2-6-8	2	18	2	2	1	1	36
Jaron Pierre Jr	2-8	0-2	4-4	1-8-9	2	8	1	7	1	2	27
Denijay Harris	1-1	0-0	0-2	0-2-2	1	2	0	0	0	0	18
Justin Johnson	0-2	0-0	0-0	0-0-0	2	0	1	0	0	0	6
Jay Malone	1-1	0-0	0-0	0-0-0	0	2	0	1	0	0	13
Artur Kononstuk	0-2	0-1	0-0	0-2-2	1	0	1	3	0	0	18
Team				3-3-6							
Totals	22-48	3-11	17-24	6-32-38	20	64	12	20	2	7	200

FG% 1st: 11-24 (45.8%) 2nd: 11-24 (45.8%) Game: 22-48 (45.8%)
 3FG% 1st: 2-6 (33.3%) 2nd: 1-5 (20.0%) Game: 3-11 (27.3%)
 FT% 1st: 4-4 (100.0%) 2nd: 13-20 (65.0%) Game: 17-24 (70.8%)

Officials: Nick Heater, Chris Hudson, Kevin Mathis
 Technicals: None
 Attendance: 1,200

Score by Period	1	2	F
Middle Tennessee	24	35	59
Southern Miss.	28	36	64

Points	In Paint	Off T/O	2nd Chance	Fast Break	Bench
Middle Tennessee	24	15	8	6	10
Southern Miss.	26	11	4	16	4

Last FG - MT 2nd-00:16, USM 2nd-01:46.
 Largest lead - MT by 3 2nd-14:08, USM by 7 1st-13:35.
 MT led for 03:49. USM led for 34:50. Game was tied for 01:21

Score tied - 3 times
 Lead changed - 7 times



- 2020-21 BOX SCORES -

11	WKU82
	Middle Tennessee67

12	WKU68
	Middle Tennessee52

Jan. 23, 2021 ♦ Murfreesboro, Tenn. ♦ Murphy Center

Jan. 24, 2021 ♦ Murfreesboro, Tenn. ♦ Murphy Center

WKU	FG	3FG	FT	O-D-R	PF	PTS	A	T	B	S	MIN
Carson Williams	3-7	0-2	9-11	2-6-8	2	15	2	0	0	2	34
Charles Bassey	7-12	1-1	1-2	5-7-12	2	16	1	4	4	0	30
Josh Anderson	3-4	1-2	2-2	2-2-4	1	9	1	4	1	3	33
Taveion Hollingsworth	4-5	2-2	5-5	0-2-2	1	15	2	3	0	1	29
Dayvion McKnight	0-3	0-0	3-4	0-3-3	1	3	4	3	0	1	29
Kevin Osawe	0-1	0-1	0-0	0-1-1	0	0	0	0	0	0	4
Jordan Rawls	3-5	2-3	2-2	0-1-1	1	10	0	2	0	0	13
Luke Frampton	4-8	4-8	2-3	0-1-1	1	14	1	0	0	0	17
Kenny Cooper	0-2	0-1	0-0	1-2-3	3	0	1	0	1	1	11
Team				0-0-0							
Totals	24-47	10-20	24-29	10-25-35	12	82	11	17	5	8	200

WKU	FG	3FG	FT	O-D-R	PF	PTS	A	T	B	S	MIN
Carson Williams	3-6	1-2	1-2	2-3-5	2	8	2	1	0	0	27
Charles Bassey	3-6	1-2	1-2	2-3-5	2	8	2	1	0	0	27
Josh Anderson	4-10	1-3	0-0	0-9-9	3	9	3	2	0	1	30
Taveion Hollingsworth	1-5	0-2	6-6	0-2-2	1	8	1	3	1	0	26
Dayvion McKnight	0-3	0-0	0-2	1-2-3	1	0	2	1	0	0	17
Kevin Osawe	0-1	0-1	0-0	0-1-1	0	0	0	0	0	0	4
Jordan Rawls	5-8	0-2	0-0	0-0-0	1	10	1	2	0	1	23
Luke Frampton	0-2	0-2	1-2	0-2-2	0	1	0	0	0	0	14
Kenny Cooper	0-2	0-2	1-2	0-2-2	0	1	0	0	0	0	14
Bailey Conrad	0-0	0-0	0-0	0-0-0	0	0	0	0	0	0	1
Team				2-1-3							
Totals	24-50	3-15	17-22	5-34-39	11	68	13	13	6	3	200

FG% 1st: 10-24 (41.7%) 2nd: 14-23 (60.9%) Game: 24-47 (51.1%)
 3FG% 1st: 6-14 (42.9%) 2nd: 4-6 (66.7%) Game: 10-20 (50.0%)
 FT% 1st: 12-13 (92.3%) 2nd: 12-16 (75.0%) Game: 24-29 (82.8%)

FG% 1st: 12-27 (44.4%) 2nd: 12-23 (52.2%) Game: 24-50 (48.0%)
 3FG% 1st: 3-12 (25.0%) 2nd: 0-3 (0.0%) Game: 3-15 (20.0%)
 FT% 1st: 4-4 (100.0%) 2nd: 13-18 (72.2%) Game: 17-22 (77.3%)

Middle Tennessee	FG	3FG	FT	O-D-R	PF	PTS	A	T	B	S	MIN
DeAndre Dishman	3-7	0-0	0-0	1-1-2	3	6	2	2	0	3	28
J. Millner-Criss	3-7	0-0	0-0	1-1-2	3	6	2	2	0	3	28
Jordan Davis	6-10	0-3	0-0	1-2-3	2	12	0	6	0	0	34
Eli Lawrence	5-11	3-7	1-2	0-6-6	4	14	0	1	0	2	30
Jalen Jordan	0-0	0-0	0-0	0-0-0	0	0	0	0	0	0	1
Tyler Millin	0-0	0-0	0-0	0-2-2	0	0	0	2	1	0	12
Jayce Johnson	3-7	3-4	0-0	0-1-1	4	9	1	0	0	2	21
Elias King	0-1	0-1	0-0	0-0-0	0	0	1	0	0	0	6
J. Coleman-Jones	1-2	0-0	2-2	0-1-1	1	4	1	2	0	0	12
Dontrell Shuler	5-10	2-6	6-6	0-0-0	3	18	3	1	0	1	28
Team				3-0-3							
Totals	25-55	8-22	9-10	5-16-21	22	67	8	14	1	9	200

Middle Tennessee	FG	3FG	FT	O-D-R	PF	PTS	A	T	B	S	MIN
DeAndre Dishman	2-9	0-0	2-2	3-6-9	0	6	0	4	1	1	34
J. Millner-Criss	2-5	1-3	2-2	1-1-2	5	7	0	2	0	0	21
Jordan Davis	3-13	2-7	1-2	3-1-4	0	9	1	0	0	1	35
Eli Lawrence	2-9	0-4	0-0	0-2-2	3	4	0	1	0	0	23
Dontrell Shuler	3-11	0-3	3-4	1-2-3	3	9	5	2	0	1	35
Tyler Millin	0-2	0-1	0-0	0-1-1	0	0	0	0	0	0	5
Jayce Johnson	3-6	1-2	3-4	0-7-7	1	10	1	0	0	1	25
Elias King	0-2	0-2	0-0	0-0-0	0	0	0	0	1	0	4
J. Coleman-Jones	3-6	1-1	0-0	3-1-4	5	7	0	1	0	1	18
Team				1-3-4							
Totals	18-63	5-23	11-14	12-24-36	17	52	7	11	2	5	200

FG% 1st: 12-26 (46.2%) 2nd: 13-29 (44.8%) Game: 25-55 (45.5%)
 3FG% 1st: 5-12 (41.7%) 2nd: 3-10 (30.0%) Game: 8-22 (36.4%)
 FT% 1st: 1-2 (50.0%) 2nd: 8-8 (100.0%) Game: 9-10 (90.0%)

FG% 1st: 9-32 (28.1%) 2nd: 9-31 (29.0%) Game: 18-63 (28.6%)
 3FG% 1st: 2-14 (14.3%) 2nd: 3-9 (33.3%) Game: 5-23 (21.7%)
 FT% 1st: 0-0 (0.0%) 2nd: 11-14 (78.6%) Game: 11-14 (78.6%)

Officials: Shane Staggs, Jemel Spearman, Kerry Sittion
Technical: None
Attendance: 100

Officials: John Hampton, Darron George, Gary Maxwell
Technical: WKU: Taveion Hollingsworth, Jordan Rawls.
Attendance: 100

Score by Period	1	2	F
WKU	38	44	82
Middle Tennessee	30	37	67

Score by Period	1	2	F
WKU	31	37	68
Middle Tennessee	20	32	52

Points	In	Off	2nd	Fast	Bench
	Point	T/O	Chance	Break	
WKU	28	19	11	13	24
Middle Tennessee	28	18	5	6	31

Points	In	Off	2nd	Fast	Bench
	Point	T/O	Chance	Break	
WKU	38	14	4	14	20
Middle Tennessee	18	16	8	9	17

Last FG - WESTKY 2nd-02:43, MT 2nd-00:23.
 Largest lead - WESTKY by 19 2nd-14:18, MT by 3 1st-15:08.
 WESTRY led for 32:55. MT led for 03:25. Game was tied for 03:40.

Last FG - WESTKY 2nd-02:30, MT 2nd-04:52.
 Largest lead - WESTKY by 16 2nd-00:37, MT by 2 1st-19:15.
 WESTRY led for 37:56. MT led for 01:00. Game was tied for 01:04

Score tied - 2 times
 Lead changed - 5 times

Score tied - 1 time
 Lead changed - 1 time



- 2020-21 BOX SCORES -

13

UAB.....70
 Middle Tennessee59

Jan. 28, 2021 • Murfreesboro, Tenn. • Murphy Center

UAB	FG	3FG	FT	O-D-R	PF	PTS	A	T	B	S	MIN
Kassim Nicholson	1-2	0-1	0-0	2-2-4	1	2	1	0	0	0	23
Trey Jemison	5-7	0-0	0-0	7-6-13	4	10	1	1	1	0	27
T. Scott-Grayson	6-11	3-6	0-0	1-2-3	2	15	1	1	1	1	29
Michael Ertel	1-9	0-6	0-0	1-0-1	1	2	1	2	0	0	19
Tavin Lovan	10-17	0-0	3-8	3-3-6	1	23	4	1	0	4	29
Jalen Benjamin	4-12	2-8	3-4	0-1-1	1	13	1	3	0	2	29
Quan Jackson	2-7	0-2	1-2	1-4-5	0	5	4	1	0	2	31
Rongie Gordon	0-2	0-0	0-0	1-2-3	2	0	1	0	2	0	13
Team				1-2-3							
Totals	29-67	5-23	7-14	17-22-39	12	70	14	9	4	9	200

FG% 1st:11-27(40.7%) 2nd:18-40(45.0%) Game:29-67(43.3%)
 3FG% 1st:3-8(37.5%) 2nd:2-15(13.3%) Game:5-23(21.7%)
 FT% 1st:4-9(44.4%) 2nd:3-5(60.0%) Game:7-14(50.0%)

Middle Tennessee	FG	3FG	FT	O-D-R	PF	PTS	A	T	B	S	MIN
DeAndre Dishman	1-6	0-0	1-2	2-4-6	1	3	3	1	0	3	29
J. Millner-Criss	5-9	0-2	1-1	6-5-11	2	11	0	1	0	0	27
Jordan Davis	4-9	2-5	2-2	0-2-2	3	12	3	2	0	0	37
Jayce Johnson	3-9	1-3	0-0	0-7-7	3	7	2	3	0	1	34
Dontrell Shuler	5-12	4-5	2-2	1-2-3	3	16	3	7	1	2	36
Tyler Millin	2-4	1-2	0-0	0-1-1	1	5	0	1	1	0	13
Tyson Jackson	0-0	0-0	0-2	0-1-1	1	0	0	0	0	0	5
Elias King	1-1	1-1	0-0	0-2-2	3	3	0	3	0	0	13
J. Coleman-Jones	1-3	0-0	0-2	1-0-1	1	2	0	1	0	0	6
Team				1-1-2							
Totals	22-53	9-18	6-11	11-25-36	18	59	11	19	2	6	200

FG% 1st:13-26(50.0%) 2nd:9-27(33.3%) Game:22-53(41.5%)
 3FG% 1st:4-11(36.4%) 2nd:5-7(71.4%) Game:9-18(50.0%)
 FT% 1st:4-7(57.1%) 2nd:2-4(50.0%) Game:6-11(54.5%)

Officials: Tyler Kumpf, Chris Rastatter, Bret Smith
Technical: None
Attendance: 100

Score by Period	1	2	F
UAB	29	41	70
Middle Tennessee	34	25	59

Points	In Paint	Off T/O	2nd Chance	Fast Break	Bench
UAB	46	29	23	14	18
Middle Tennessee	18	7	11	2	10

Last FG - UAB 2nd-00:31, MT 2nd-00:19.
 Largest lead - UAB by 13 2nd-00:31, MT by 10 2nd-09:54.
 UAB led for 18:51. MT led for 14:30. Game was tied for 06:16.

Score tied - 6 times
 Lead changed - 4 times

14

Middle Tennessee52
 UAB.....63

Jan. 31, 2021 • Birmingham, Ala. • Bartow Arena

Middle Tennessee	FG	3FG	FT	O-D-R	PF	PTS	A	T	B	S	MIN
DeAndre Dishman	0-4	0-0	0-0	2-3-5	2	0	0	2	0	0	21
J. Millner-Criss	1-6	1-2	0-0	1-4-5	1	3	0	1	0	2	28
Jordan Davis	6-14	2-7	0-2	1-1-2	3	14	2	1	0	3	38
Jayce Johnson	5-9	0-2	3-5	1-7-8	1	13	3	2	1	1	34
Dontrell Shuler	3-13	2-6	1-2	1-1-2	5	9	1	3	0	0	35
Tyler Millin	1-2	0-1	1-2	1-0-1	0	3	0	0	1	0	12
Tyson Jackson	5-6	0-0	0-0	1-5-6	3	10	0	1	1	0	19
Elias King	0-4	0-3	0-0	0-0-0	0	0	0	0	1	0	13
Team				3-1-4							
Totals	21-58	5-21	5-11	11-22-33	15	52	6	11	4	6	200

FG% 1st:12-29(41.4%) 2nd:9-29(31.0%) Game:21-58(36.2%)
 3FG% 1st:5-13(38.5%) 2nd:0-8(0.0%) Game:5-21(23.8%)
 FT% 1st:3-4(75.0%) 2nd:2-7(28.6%) Game:5-11(45.5%)

UAB	FG	3FG	FT	O-D-R	PF	PTS	A	T	B	S	MIN
Kassim Nicholson	4-10	0-1	2-2	4-8-12	2	10	1	0	0	0	33
Trey Jemison	6-8	0-0	0-0	2-4-6	1	12	2	1	5	1	36
T. Scott-Grayson	1-2	1-1	0-0	0-0-0	0	3	2	0	0	1	5
Michael Ertel	2-8	1-3	7-8	2-3-5	1	12	4	2	0	0	32
Tavin Lovan	2-5	0-0	7-9	0-2-2	3	11	1	2	0	0	21
Jalen Benjamin	3-10	3-7	2-2	0-1-1	1	11	3	1	0	2	26
Tony Toney	0-0	0-0	0-0	0-3-3	0	0	2	1	0	0	7
Quan Jackson	1-7	0-2	0-0	1-7-8	1	2	2	3	1	0	33
Rongie Gordon	1-2	0-0	0-0	0-1-1	2	2	0	0	0	1	7
Team				1-1-2							
Totals	20-52	14-18	21-30	10-30-40	11	63	17	11	6	5	200

FG% 1st:12-28(42.9%) 2nd:8-24(33.3%) Game:20-52(38.5%)
 3FG% 1st:2-10(20.0%) 2nd:3-4(75.0%) Game:5-14(35.7%)
 FT% 1st:1-2(50.0%) 2nd:17-19(89.5%) Game:18-21(85.7%)

Officials: Craig Murley, Chance Moore, Ray Natili
Technical: MTSU-Shuler
Attendance: 1,068

Score by Period	1	2	F
Middle Tennessee	32	20	52
UAB	27	36	63

Points	In Paint	Off T/O	2nd Chance	Fast Break	Bench
Middle Tennessee	24	8	6	4	13
UAB	18	16	13	8	15

Last FG - MT 2nd-00:23, UAB 2nd-05:20.
 Largest lead - MT by 9 2nd-18:09, UAB by 11 2nd-05:20.
 MT led for 23:48. UAB led for 14:47. Game was tied for 01:25.

Score tied - 1 time
 Lead changed - 6 times



- 2020-21 BOX SCORES -

15	Charlotte..... 65
	Middle Tennessee 66

Feb. 5, 2021 ♦ Murfreesboro, Tenn. ♦ Murphy Center

Charlotte	FG	3FG	FT	O-D-R	PF	PTS	A	T	B	S	MIN
Milos Supica	2-2	0-0	1-2	1-1-2	3	5	0	0	0	0	16
Jahmir Young	6-10	0-2	3-3	0-2-2	0	15	3	4	0	0	39
Marvin Cannon	1-3	0-2	0-0	1-4-5	1	2	0	1	0	0	25
Jordan Shepherd	6-10	0-0	0-0	0-3-3	2	12	2	3	1	4	38
Jhery Matos	5-7	2-2	1-1	0-2-2	1	13	6	1	1	1	36
C. Stone-Carrawal	0-1	0-1	0-0	0-0-0	0	0	0	0	0	0	2
Brice Williams	5-8	0-1	1-2	0-1-1	0	11	0	1	0	0	20
Jared Garcia	2-5	1-4	0-0	0-5-5	2	5	0	1	1	0	16
Anzac Rissetto	1-2	0-0	0-0	0-0-0	5	2	0	2	0	0	8
Team				1-1-2							
Totals	28-48	3-12	6-8	3-19-22	14	65	11	13	3	5	200

FG% 1st: 13-26 (50.0%) 2nd: 15-22 (68.2%) Game: 28-48 (58.3%)
 3FG% 1st: 3-11 (27.3%) 2nd: 0-1 (0.0%) Game: 3-12 (25.0%)
 FT% 1st: 0-0 (0.0%) 2nd: 6-8 (75.0%) Game: 6-8 (75.0%)

Middle Tennessee	FG	3FG	FT	O-D-R	PF	PTS	A	T	B	S	MIN
DeAndre Dishman	2-3	0-0	0-2	0-2-2	3	4	1	0	0	1	26
J. Millner-Criss	3-5	0-1	2-2	3-2-5	2	8	1	1	0	0	30
Jordan Davis	4-10	2-5	0-0	0-2-2	0	10	1	4	1	1	35
Jayce Johnson	4-5	1-2	0-0	1-3-4	3	9	5	4	1	2	30
Dontrell Shuler	6-8	1-2	3-6	0-2-2	1	16	3	1	0	1	24
Tyler Millin	0-2	0-1	0-0	0-0-0	2	0	0	0	0	0	10
Tyson Jackson	3-3	0-0	0-0	0-1-1	3	6	0	1	0	0	12
Jalen Jordan	3-8	2-6	2-2	0-4-4	0	10	0	0	0	2	21
Christian Fussell	1-1	1-1	0-0	0-1-1	0	3	0	0	0	0	2
Elias King	0-2	0-2	0-0	0-0-0	0	0	0	2	0	0	10
Team				1-1-2							
Totals	26-47	7-20	7-12	5-18-23	14	66	11	14	2	7	200

FG% 1st: 13-22 (59.1%) 2nd: 13-25 (52.0%) Game: 26-47 (55.3%)
 3FG% 1st: 5-10 (50.0%) 2nd: 2-10 (20.0%) Game: 7-20 (35.0%)
 FT% 1st: 1-5 (20.0%) 2nd: 6-7 (85.7%) Game: 7-12 (58.3%)

Officials: Amy Bonner, Darron George, Rick Crawford
Technical: None
Attendance: 800

Score by Period	1	2	F
Charlotte	29	36	65
Middle Tennessee	32	34	66

Points	In Point	Off T/O	2nd Chance	Fast Break	Bench
Charlotte	36	17	5	4	18
Middle Tennessee	38	13	8	6	19

Last FG - CHARL 2nd-01:01, MT 2nd-02:41.
 Largest lead - CHARL by 9 1st-16:21, MT by 3 1st-00:36.
 CHARL led for 26:27. MT led for 06:20. Game was tied for 07:13

Score tied - 7 times
 Lead changed - 13 times

16	Charlotte..... 60
	Middle Tennessee 73

Feb. 6, 2021 ♦ Murfreesboro, Tenn. ♦ Murphy Center

Charlotte	FG	3FG	FT	O-D-R	PF	PTS	A	T	B	S	MIN
Milos Supica	6-6	0-0	2-4	6-3-9	3	14	0	0	1	1	33
Jahmir Young	4-17	1-5	5-6	1-0-1	2	14	3	1	0	0	38
Marvin Cannon	2-5	0-2	0-0	0-3-3	1	4	1	0	2	0	28
Jordan Shepherd	3-7	1-1	6-6	1-4-5	1	13	1	1	0	1	36
Jhery Matos	2-7	1-4	0-0	1-4-5	2	5	2	4	1	0	33
Brice Williams	3-5	2-4	2-2	0-2-2	1	10	0	3	0	1	25
Anzac Rissetto	0-1	0-0	0-0	1-1-2	2	0	1	1	0	0	7
Team				0-0-0							
Totals	20-48	5-16	15-18	10-17-27	12	60	8	11	4	3	200

FG% 1st: 10-26 (38.5%) 2nd: 10-22 (45.5%) Game: 20-48 (41.7%)
 3FG% 1st: 2-8 (25.0%) 2nd: 3-8 (37.5%) Game: 5-16 (31.3%)
 FT% 1st: 3-5 (60.0%) 2nd: 12-13 (92.3%) Game: 15-18 (83.3%)

Middle Tennessee	FG	3FG	FT	O-D-R	PF	PTS	A	T	B	S	MIN
DeAndre Dishman	1-3	0-0	1-4	3-0-3	2	3	4	0	0	1	24
J. Millner-Criss	3-10	0-2	0-1	2-2-4	0	6	0	0	1	0	28
Jordan Davis	4-11	3-6	6-6	0-1-1	2	17	4	3	0	0	35
Jayce Johnson	2-5	0-2	1-2	1-1-2	5	5	1	1	0	1	23
Jalen Jordan	3-6	2-4	0-0	0-4-4	2	8	5	2	0	2	34
Tyler Millin	5-6	3-3	0-0	0-2-2	0	13	0	2	0	1	12
Tyson Jackson	2-2	0-0	0-0	0-1-1	2	4	1	0	0	0	16
Eli Lawrence	1-2	0-1	0-0	0-0-0	1	2	1	1	0	0	7
Elias King	4-5	4-4	3-4	3-5-8	1	15	1	0	1	1	21
Team				3-2-5							
Totals	25-50	12-22	11-17	12-18-30	15	73	17	10	2	6	200

FG% 1st: 15-25 (60.0%) 2nd: 10-25 (40.0%) Game: 25-50 (50.0%)
 3FG% 1st: 6-11 (54.5%) 2nd: 6-11 (54.5%) Game: 12-22 (54.5%)
 FT% 1st: 5-8 (62.5%) 2nd: 6-9 (66.7%) Game: 11-17 (64.7%)

Officials: James Duke, Mick Fieldbinder, Steve Divine
Technical: None
Attendance: 800

Score by Period	1	2	F
Charlotte	25	35	60
Middle Tennessee	41	32	73

Points	In Point	Off T/O	2nd Chance	Fast Break	Bench
Charlotte	28	11	7	3	10
Middle Tennessee	26	11	9	13	34

Last FG - CHARL 2nd-02:53, MT 2nd-04:23.
 Largest lead - CHARL by 6 1st-15:50, MT by 20 2nd-07:11.
 CHARL led for 07:07. MT led for 32:30. Game was tied for 00:23.

Score tied - 0 times
 Lead changed - 4 times



- 2020-21 BOX SCORES -

17

Middle Tennessee 79
 Marshall.....107

Feb. 12, 2021 • Huntington, W.V. • Cam Henderson Center

Middle Tennessee	FG	3FG	FT	O-D-R	PF	PTS	A	T	B	S	MIN	
Jordan Davis	5-11	0-1	3-3	1-4-5	1	13	1	2	0	0	34	
DeAndre Dishman	0-7	0-0	1-2	0-4-4	0	1	0	1	0	0	21	
Jayce Johnson	4-6	1-2	0-0	0-4-4	2	9	2	2	0	0	21	
Jalen Jordan	7-11	5-8	3-4	1-2-3	2	22	1	1	0	1	30	
J. Millner-Criss	2-7	1-5	0-0	0-1-1	2	5	3	1	0	3	24	
Tyler Millin	2-8	0-3	0-2	2-3-5	2	4	2	0	0	0	16	
Tyson Jackson	1-1	0-0	0-0	0-2-2	2	2	0	2	0	0	14	
Eli Lawrence	4-8	2-6	0-2	1-3-4	4	10	4	0	0	0	26	
Christian Fussell	2-5	1-4	0-1	1-2-3	0	5	0	0	0	0	5	
Elias King	3-5	2-4	0-0	0-0-0	0	8	0	1	0	1	9	
Team	3-2-5											
Totals	30-69	12-33	7-14	9-27-36	15	79	13	10	0	5	200	

FG% 1st: 14-36 (38.9%) 2nd: 16-33 (48.5%) Game: 30-69 (43.5%)
 3FG% 1st: 6-17 (35.3%) 2nd: 6-16 (37.5%) Game: 12-33 (36.4%)
 FT% 1st: 3-6 (50.0%) 2nd: 4-8 (50.0%) Game: 7-14 (50.0%)

Marshall	FG	3FG	FT	O-D-R	PF	PTS	A	T	B	S	MIN	
Andrew Taylor	7-12	2-4	0-0	0-3-3	0	16	8	2	1	1	26	
Jansson Williams	2-3	1-2	0-0	1-6-7	2	5	0	0	2	2	26	
Jarrod West	7-9	1-2	0-0	1-3-4	3	15	8	3	0	1	28	
Taeovin Kinsey	10-15	1-2	4-6	0-5-5	0	25	2	2	0	0	32	
O. Anochil-Killen	1-5	0-0	3-4	1-3-4	1	5	0	0	0	1	19	
Jeremy Dillon	0-0	0-0	0-0	1-1-1	0	0	0	0	0	0	2	
Luke Thomas	0-1	0-1	0-0	0-0-0	0	0	0	0	0	0	2	
Marko Sarenac	0-0	0-0	0-0	1-1-2	0	0	1	0	0	0	2	
Darius George	3-5	2-4	0-0	1-4-5	1	8	1	0	0	1	16	
David Early	5-8	5-7	0-1	0-4-4	1	15	1	1	0	0	13	
Mikel Beyers	2-6	2-4	0-0	0-0-0	1	6	2	0	0	0	21	
Devin Collins	1-1	1-1	0-0	0-0-0	0	3	0	0	0	0	2	
Goran Miladinovic	4-6	0-0	1-1	0-2-2	1	9	0	0	0	0	11	
Team	1-1-2											
Totals	42-71	15-27	8-12	6-33-39	10	107	23	8	3	6	200	

FG% 1st: 17-31 (54.8%) 2nd: 25-40 (62.5%) Game: 42-71 (59.2%)
 3FG% 1st: 8-13 (61.5%) 2nd: 7-14 (50.0%) Game: 15-27 (55.6%)
 FT% 1st: 3-5 (60.0%) 2nd: 5-7 (71.4%) Game: 8-12 (66.7%)

Officials: Gary Maxwell, Keith Kimble, Jeb Hartness
 Technicals: None
 Attendance: 1,083

Score by Period	1	2	F
Middle Tennessee	37	42	79
Marshall	45	62	107

Points	In Paint	Off T/O	2nd Chance	Fast Break	Bench
Middle Tennessee	24	11	8	4	29
Marshall	50	13	12	4	41

Last FG - MT 2nd-01:05, MARM 2nd-00:16.
 Largest lead - MT by 15 1st-14:33, MARM by 28 2nd-00:16.
 MT led for 14:18. MARM led for 23:43. Game was tied for 01:59.

Score tied - 2 times
 Lead changed - 3 times

18

Middle Tennessee 85
 Marshall.....96

Feb. 13, 2021 • Huntington, W.V. • Cam Henderson Center

Middle Tennessee	FG	3FG	FT	O-D-R	PF	PTS	A	T	B	S	MIN	
Jordan Davis	7-15	2-7	1-2	1-2-3	1	17	4	3	0	2	37	
DeAndre Dishman	6-11	0-0	3-3	2-7-9	1	15	3	2	0	0	33	
Jayce Johnson	4-13	0-3	1-2	4-3-7	2	9	0	2	0	2	28	
Jalen Jordan	9-11	7-7	0-0	0-2-2	2	25	3	3	0	4	35	
J. Millner-Criss	6-10	2-5	2-2	2-1-3	2	16	0	1	1	2	36	
Tyler Millin	0-0	0-0	0-0	0-0-0	0	0	0	0	0	0	5	
Tyson Jackson	0-1	0-0	0-0	0-0-0	2	0	2	0	0	0	6	
Eli Lawrence	0-2	0-0	0-0	0-2-2	2	0	2	1	0	0	12	
Elias King	1-3	1-2	0-0	1-1-2	2	3	0	1	0	0	8	
Team	0-1-1											
Totals	33-66	12-24	7-9	10-19-29	14	85	12	15	1	10	200	

FG% 1st: 16-32 (50.0%) 2nd: 17-34 (50.0%) Game: 33-66 (50.0%)
 3FG% 1st: 6-13 (46.2%) 2nd: 6-11 (54.5%) Game: 12-24 (50.0%)
 FT% 1st: 6-8 (75.0%) 2nd: 1-1 (100.0%) Game: 7-9 (77.8%)

Marshall	FG	3FG	FT	O-D-R	PF	PTS	A	T	B	S	MIN	
Andrew Taylor	4-7	1-4	1-1	0-4-4	3	10	9	2	1	2	25	
Jansson Williams	3-6	1-4	2-3	0-4-4	2	9	0	2	4	1	28	
Jarrod West	10-16	5-9	4-4	1-3-4	1	29	6	3	0	3	40	
Taeovin Kinsey	11-15	1-3	2-3	2-3-5	1	25	4	2	1	1	40	
O. Anochil-Killen	1-3	0-1	2-2	0-1-1	0	4	0	1	0	0	14	
Darius George	2-4	0-2	1-1	0-2-2	0	5	0	1	0	0	15	
David Early	1-1	1-1	0-0	0-0-0	0	3	0	1	0	0	11	
Mikel Beyers	4-7	1-4	0-0	0-3-3	3	9	3	2	1	0	22	
Goran Miladinovic	1-2	0-0	0-0	3-0-3	1	2	0	1	0	0	5	
Team	0-3-3											
Totals	37-61	10-28	12-14	6-23-29	11	96	22	15	7	7	200	

FG% 1st: 18-30 (60.0%) 2nd: 19-31 (61.3%) Game: 37-61 (60.7%)
 3FG% 1st: 5-13 (38.5%) 2nd: 5-15 (33.3%) Game: 10-28 (35.7%)
 FT% 1st: 4-5 (80.0%) 2nd: 8-9 (88.9%) Game: 12-14 (85.7%)

Officials: Craig Murley, James Hicks, Allen Sutton
 Technicals: None
 Attendance: 1,136

Score by Period	1	2	F
Middle Tennessee	44	41	85
Marshall	45	51	96

Points	In Paint	Off T/O	2nd Chance	Fast Break	Bench
Middle Tennessee	36	15	20	2	3
Marshall	49	18	9	13	19

Last FG - MT 2nd-00:18, MARM 2nd-01:01.
 Largest lead - MT by 9 1st-13:21, MARM by 14 2nd-01:01.
 MT led for 14:10. MARM led for 22:57. Game was tied for 02:53.

Score tied - 4 times
 Lead changed - 5 times



- 2020-21 BOX SCORES -

19

Middle Tennessee 61
Old Dominion..... 67

Feb. 26 2021 ♦ Norfolk, Va. ♦ Chartway Arena

Middle Tennessee	FG	3FG	FT	O-D-R	PF	PTS	A	T	B	S	MIN
DeAndre Dishman	1-4	0-0	0-0	0-1-1	2	2	1	2	0	2	17
Jayce Johnson	2-2	2-2	0-0	0-8-8	1	6	1	2	0	1	24
J. Millner-Criss	6-11	3-6	2-2	1-6-7	2	17	0	0	1	0	31
Jordan Davis	5-12	0-4	0-0	2-2-4	1	10	6	2	0	2	34
Jalen Jordan	2-6	1-2	1-2	0-2-2	3	6	4	6	0	0	29
Tyler Millin	0-1	0-1	0-0	0-0-0	0	0	0	0	1	0	9
Donovan Sims	1-5	1-2	0-0	0-0-0	2	3	1	0	0	0	14
Tyson Jackson	2-4	0-0	0-1	1-3-4	1	4	0	1	0	0	15
Eli Lawrence	2-4	2-3	0-0	0-3-3	1	6	1	1	0	0	13
Elias King	1-2	1-1	0-0	0-0-0	0	3	0	0	1	0	6
J. Coleman-Jones	2-2	0-0	0-0	0-2-2	2	4	0	0	1	0	8
Team			0-0-0								1
Totals	24-53	10-21	3-5	4-27-31	15	61	14	16	3	5	200

FG% 1st: 8-22 (36.4%) 2nd: 16-31 (51.6%) Game: 24-53 (45.3%)
3FG% 1st: 2-6 (33.3%) 2nd: 8-15 (53.3%) Game: 10-21 (47.6%)
FT% 1st: 0-0 (0.0%) 2nd: 3-5 (60.0%) Game: 3-5 (60.0%)

Old Dominion	FG	3FG	FT	O-D-R	PF	PTS	A	T	B	S	MIN
Joe Reece	2-4	0-1	2-6	0-1-1	1	6	1	2	0	0	20
Kalu Ezikpe	6-11	0-1	2-3	3-10-13	0	14	1	1	1	3	24
Malik Curry	5-11	0-1	4-5	2-3-5	0	14	4	3	2	3	37
Xavier Green	1-4	1-1	0-0	0-4-4	1	3	2	2	0	1	32
A.J. Oliver II	3-7	0-3	2-3	0-1-1	1	8	3	0	0	0	31
Mekhi Long	2-6	1-3	0-0	1-2-3	0	5	0	0	0	0	15
Jaylin Hunter	4-7	2-4	0-0	0-3-3	2	10	1	1	0	3	25
Austin Trice	3-5	0-0	1-2	3-2-5	1	7	1	0	0	0	16
Team			0-0-0								1
Totals	26-55	4-14	11-19	9-26-35	6	67	13	10	3	10	200

FG% 1st: 14-28 (50.0%) 2nd: 12-27 (44.4%) Game: 26-55 (47.3%)
3FG% 1st: 2-7 (28.6%) 2nd: 2-7 (28.6%) Game: 4-14 (28.6%)
FT% 1st: 2-5 (40.0%) 2nd: 9-14 (64.3%) Game: 11-19 (57.9%)

Officials: Doug Simmons, Les Jones, James Luckie

Technical: MT- J. Coleman-Jones

Attendance: 250

Score by Period	1	2	F
Middle Tennessee	18	43	61
Old Dominion	32	35	67

Points	In Paint	Off T/O	2nd Chance	Fast Break	Bench
Middle Tennessee	22	13	5	2	20
Old Dominion	38	19	6	6	22

Last FG - MT 2nd-00:23, ODU 2nd-00:16.

Largest lead - MT by 5 1st-14:11, ODU by 20 2nd-13:11.

MT led for 02:46. ODU led for 32:40. Game was tied for 04:12.

Score tied - 4 times

Lead changed - 2 times

20

Middle Tennessee 60
Old Dominion..... 73

Feb. 27 2021 ♦ Norfolk, Va. ♦ Chartway Arena

Middle Tennessee	FG	3FG	FT	O-D-R	PF	PTS	A	T	B	S	MIN
DeAndre Dishman	2-4	0-0	0-0	2-1-3	3	4	0	0	0	3	19
J. Millner-Criss	3-7	3-6	2-2	0-3-3	1	11	1	0	2	0	26
Jordan Davis	2-7	1-4	1-2	0-4-4	0	6	2	2	0	0	36
Jayce Johnson	3-6	0-2	0-1	0-4-4	0	6	3	4	0	0	21
Jalen Jordan	4-9	2-6	2-2	0-4-4	2	12	4	4	0	0	26
Tyler Millin	3-6	2-3	2-2	3-1-4	2	10	0	0	0	0	14
Donovan Sims	0-4	0-1	0-0	2-2-4	1	0	2	2	0	0	12
Tyson Jackson	1-3	0-0	1-1	1-5-6	0	3	1	0	1	0	15
Eli Lawrence	0-5	0-2	0-0	0-0-0	1	0	0	1	0	0	11
Christian Fussell	0-2	0-2	0-0	0-0-0	0	0	0	0	1	1	3
Elias King	1-6	1-4	3-4	1-1-2	0	6	1	0	1	1	11
J. Coleman-Jones	1-1	0-0	0-0	1-0-1	0	2	1	0	0	0	6
Team			2-2-4								
Totals	20-60	9-30	11-14	12-27-39	10	60	15	13	4	5	200

FG% 1st: 9-28 (32.1%) 2nd: 11-32 (34.4%) Game: 20-60 (33.3%)
3FG% 1st: 1-11 (9.1%) 2nd: 8-19 (42.1%) Game: 9-30 (30.0%)
FT% 1st: 3-3 (100.0%) 2nd: 8-11 (72.7%) Game: 11-14 (78.6%)

Old Dominion	FG	3FG	FT	O-D-R	PF	PTS	A	T	B	S	MIN
Joe Reece	3-5	0-1	0-2	1-4-5	3	6	1	1	1	1	26
Kalu Ezikpe	0-0	0-0	0-0	0-2-2	4	0	0	1	0	0	14
Malik Curry	4-8	0-1	2-2	0-2-2	0	10	1	0	0	1	13
Xavier Green	4-9	1-2	0-0	0-3-3	1	9	3	2	0	2	38
A.J. Oliver II	7-16	2-11	0-0	1-1-2	1	16	1	1	0	0	30
Mekhi Long	2-5	0-1	0-0	2-5-7	2	4	2	1	1	2	18
Brady O'Connell	0-0	0-0	0-0	0-0-0	0	0	0	0	0	0	1
Jaylin Hunter	7-10	3-4	0-0	0-4-4	4	17	6	1	0	1	27
John Shanu II	0-0	0-0	0-0	0-0-0	0	0	0	0	0	0	1
Alfis Pilavios	0-0	0-0	0-0	0-0-0	0	0	0	0	0	0	1
Austin Trice	5-8	0-0	1-3	1-7-8	1	11	0	0	2	0	25
David Strother	0-1	0-0	0-0	1-1-2	0	0	2	1	0	0	6
Team			0-1-1								
Totals	32-62	6-20	3-7	6-30-36	16	73	16	8	4	7	200

FG% 1st: 15-31 (48.4%) 2nd: 17-31 (54.8%) Game: 32-62 (51.6%)
3FG% 1st: 3-10 (30.0%) 2nd: 3-10 (30.0%) Game: 6-20 (30.0%)
FT% 1st: 3-7 (42.9%) 2nd: 0-0 (0.0%) Game: 3-7 (42.9%)

Officials: John St. Clair, Andrew Walton, Mick Fieldbinder

Technical: None

Attendance: 250

Score by Period	1	2	F
Middle Tennessee	22	38	60
Old Dominion	36	37	73

Points	In Paint	Off T/O	2nd Chance	Fast Break	Bench
Middle Tennessee	18	9	19	2	21
Old Dominion	44	12	4	15	32

Last FG - MT 2nd-00:57, ODU 2nd-01:12.

Largest lead - MT by 5 1st-16:42, ODU by 22 2nd-11:02.

MT led for 03:50. ODU led for 34:36. Game was tied for 01:34

Score tied - 2 times

Lead changed - 1 time



- 2020-21 BOX SCORES -

21

Middle Tennessee 50
 Florida Atlantic 80

March 4, 2021 ♦ Boca Raton, Fla. ♦ FAU Arena

Middle Tennessee	FG	3FG	FT	O-D-R	PF	PTS	A	T	B	S	MIN
DeAndre Dishman	3-5	0-0	4-6	3-3-6	0	10	1	1	0	0	15
J. Millner-Criss	0-3	0-2	0-0	1-1-2	2	0	0	0	0	2	19
Jordan Davis	0-3	0-2	0-0	1-1-2	2	0	0	0	0	2	19
Jayce Johnson	1-4	0-0	0-0	0-2-2	0	2	0	2	1	0	23
Jalen Jordan	2-11	1-5	2-2	0-2-2	2	7	1	1	0	1	27
Tyler Millin	2-5	1-3	0-0	1-3-4	3	5	0	0	0	0	17
Donovan Sims	0-3	0-1	0-0	0-2-2	1	0	2	3	0	0	18
Tyson Jackson	4-7	0-0	0-0	3-1-4	1	8	0	2	0	1	18
Eli Lawrence	2-7	1-4	4-9	0-5-5	3	9	0	2	1	1	21
Elias King	2-4	1-3	1-1	0-1-1	0	6	0	2	1	1	12
J. Coleman-Jones	0-1	0-0	0-0	1-1-2	2	0	0	1	0	0	7
Team			3-2-5							1	
Totals	17-58	4-22	12-20	12-25-37	15	50	5	17	3	7	200

FG% 1st: 8-30 (26.7%) 2nd: 9-28 (32.1%) Game: 17-58 (29.3%)
 3FG% 1st: 1-8 (12.5%) 2nd: 3-14 (21.4%) Game: 4-22 (18.2%)
 FT% 1st: 7-11 (63.6%) 2nd: 5-9 (55.6%) Game: 12-20 (60.0%)

Florida Atlantic	FG	3FG	FT	O-D-R	PF	PTS	A	T	B	S	MIN
Karlis Silins	7-9	1-2	0-0	0-2-2	2	15	0	1	3	1	25
Everett Winchester	1-3	0-1	1-1	1-3-4	2	3	6	2	0	0	22
Bryan Greenlee	2-4	2-3	0-0	0-6-6	1	6	1	1	0	2	24
Michael Forrest	4-9	4-8	2-2	0-6-6	1	14	3	1	0	2	26
Kenan Blakshear	3-7	0-1	5-6	0-1-1	1	11	2	3	0	3	27
Nicholas Boyd	3-6	0-1	3-3	2-2-4	1	9	3	0	1	2	18
Madiaw Niang	2-2	0-0	0-0	0-2-2	0	4	0	0	0	0	4
Giancarlo Rosado	0-0	0-0	0-0	1-2-3	1	0	0	0	0	0	5
Johnell Davis	2-5	1-2	0-0	2-4-6	1	5	1	1	1	0	13
Alijah Martin	1-2	0-1	2-3	0-0-0	1	4	1	1	0	3	7
Jailyn Ingram	2-8	0-3	1-2	1-4-5	2	5	0	3	0	0	14
Alejandro Ralat	0-3	0-1	0-0	0-0-0	1	0	0	0	0	0	4
Brant Ulmer	0-0	0-0	0-0	0-0-0	0	0	0	0	0	0	1
Dardan Kapiti	2-3	0-0	0-0	1-2-3	2	4	1	1	0	0	10
Team				1-1-2							
Totals	29-61	8-23	14-17	9-35-44	16	80	18	14	5	13	200

FG% 1st: 12-29 (41.4%) 2nd: 17-32 (53.1%) Game: 29-61 (47.5%)
 3FG% 1st: 2-11 (18.2%) 2nd: 6-12 (50.0%) Game: 8-23 (34.8%)
 FT% 1st: 11-12 (91.7%) 2nd: 3-5 (60.0%) Game: 14-17 (82.4%)

Officials: Amy Bonner, Tyler Kumpf, Craig Murley

Technical: None
Attendance: 251

Score by Period	1	2	F
Middle Tennessee	24	26	50
Florida Atlantic	37	43	80

Points	In	Off	2nd	Fast	Bench
Middle Tennessee	24	9	8	13	28
Florida Atlantic	40	19	4	27	31

Last FG - MT 2nd-00:54, FAU 2nd-00:36.
 Largest lead - MT None, FAU by 34 2nd-02:48.
 MT led for 00:00. FAU led for 39:44. Game was tied for 00:16.

Score tied - 0 times
 Lead changed - 0 time

22

Middle Tennessee 54
 Florida Atlantic 63

March 5, 2021 ♦ Boca Raton, Fla. ♦ FAU Arena

Middle Tennessee	FG	3FG	FT	O-D-R	PF	PTS	A	T	B	S	MIN
DeAndre Dishman	3-7	0-0	2-3	1-4-5	2	8	1	0	0	4	25
Jordan Davis	5-11	1-4	1-1	0-4-4	1	12	3	1	0	1	33
Eli Lawrence	2-7	1-3	1-3	1-2-3	3	6	0	3	0	2	25
Jayce Johnson	1-7	0-3	2-2	2-1-3	1	4	0	2	0	0	20
Jalen Jordan	4-13	1-3	1-0	1-2-3	2	17	3	0	0	0	36
Tyler Millin	1-5	1-3	0-0	1-0-1	2	3	0	0	0	0	6
Donovan Sims	0-0	0-0	0-0	0-0-0	1	0	0	0	0	0	9
Tyson Jackson	0-2	0-0	0-0	1-1-2	3	0	0	1	1	0	12
J. Millner-Criss	1-5	0-3	0-0	1-7-8	2	2	1	2	1	0	26
Elias King	0-1	0-1	2-2	0-0-0	0	2	0	0	0	0	4
J. Coleman-Jones	0-0	0-0	0-0	1-0-1	1	0	0	2	0	0	4
Team				3-0-3							
Totals	17-58	4-20	16-21	12-21-33	18	54	8	11	2	7	200

FG% 1st: 4-24 (16.7%) 2nd: 13-34 (38.2%) Game: 17-58 (29.3%)
 3FG% 1st: 2-12 (16.7%) 2nd: 2-8 (25.0%) Game: 4-20 (20.0%)
 FT% 1st: 12-13 (92.3%) 2nd: 4-8 (50.0%) Game: 16-21 (76.2%)

Florida Atlantic	FG	3FG	FT	O-D-R	PF	PTS	A	T	B	S	MIN
Karlis Silins	2-4	0-2	1-3	2-4-6	4	5	1	3	0	0	18
Everett Winchester	4-6	1-2	0-0	1-3-4	1	9	1	2	0	0	27
Bryan Greenlee	2-6	1-4	2-5	0-3-3	2	7	3	3	0	0	31
Michael Forrest	6-8	4-6	0-0	1-4-5	1	16	0	1	0	1	32
Kenan Blakshear	4-8	1-3	3-6	1-3-4	3	12	3	3	0	1	28
Nicholas Boyd	0-2	0-1	0-0	0-0-0	1	0	1	1	0	0	11
Madiaw Niang	1-2	0-0	0-1	1-0-1	1	2	0	0	0	0	5
Giancarlo Rosado	0-0	0-0	0-0	0-0-0	0	0	0	1	0	0	3
Johnell Davis	1-3	0-2	0-0	0-0-0	1	2	0	0	0	2	7
Jailyn Ingram	2-11	0-4	0-0	3-9-12	1	4	1	2	0	0	24
Dardan Kapiti	2-3	0-0	2-2	3-2-5	3	6	1	0	0	2	14
Team				1-4-5						1	
Totals	24-53	7-24	8-17	13-32-45	18	63	11	17	0	6	200

FG% 1st: 17-32 (53.1%) 2nd: 7-21 (33.3%) Game: 24-53 (45.3%)
 3FG% 1st: 5-13 (38.5%) 2nd: 2-11 (18.2%) Game: 7-24 (29.2%)
 FT% 1st: 2-5 (40.0%) 2nd: 6-12 (50.0%) Game: 8-17 (47.1%)

Officials: Christopher Merlo, Bill Jacobson, Kerry Sitton

Technical: None
Attendance: 402

Score by Period	1	2	F
Middle Tennessee	22	32	54
Florida Atlantic	41	22	63

Points	In	Off	2nd	Fast	Bench
Middle Tennessee	20	14	6	2	7
Florida Atlantic	30	11	10	9	14

Last FG - MT 2nd-01:08, FAU 2nd-03:20.
 Largest lead - MT None, FAU by 19 1st-01:01.
 MT led for 00:00. FAU led for 39:51. Game was tied for 00:09

Score tied - 0 times
 Lead changed - 0 times



- 2020-21 BOX SCORES -

23

Middle Tennessee 56
North Texas..... 76

March 10, 2021 ♦ Frisco, Texas ♦ Star Center

Middle Tennessee	FG	3FG	FT	O-D-R	PF	PTS	A	T	B	S	MIN
Jordan Davis	3-9	2-4	4-4	0-5-5	2	12	3	3	0	0	37
Jalen Jordan	2-7	2-6	6-6	1-0-1	2	12	1	3	0	1	36
DeAndre Dishman	3-9	0-0	4-6	0-3-3	0	10	2	1	0	1	26
J. Millner-Criss	2-9	2-6	0-0	1-3-4	0	6	1	1	1	1	31
Jayce Johnson	1-2	1-1	0-0	1-2-3	3	3	2	0	0	1	16
Eli Lawrence	2-4	1-1	1-2	1-3-4	2	6	1	0	0	0	25
Tyler Millin	2-5	0-3	0-1	1-0-1	1	4	0	1	0	0	9
Tyson Jackson	1-2	0-0	1-2	0-1-1	1	3	0	0	1	0	14
Donovan Sims	0-0	0-0	0-0	0-2-2	1	0	0	2	0	0	6
Team				1-0-1							1
Totals	16-47	8-21	16-21	6-19-25	12	56	10	12	2	5	200

FG% 1st: 9-23 (39.1%) 2nd: 7-24 (29.2%) Game: 16-47 (34.0%)
 3FG% 1st: 7-12 (58.3%) 2nd: 1-9 (11.1%) Game: 8-21 (38.1%)
 FT% 1st: 11-13 (84.6%) 2nd: 5-8 (62.5%) Game: 16-21 (76.2%)

North Texas	FG	3FG	FT	O-D-R	PF	PTS	A	T	B	S	MIN
Javion Hamlet	9-16	1-3	2-5	0-7-7	2	21	11	5	0	1	38
Thomas Bell	7-9	4-4	1-1	1-2-3	1	19	1	1	1	1	36
James Reese	6-14	3-5	0-0	0-1-1	2	15	2	1	1	3	35
Zachary Simmons	4-6	0-0	0-0	3-3-6	4	8	1	0	1	1	24
Mardrez McBride	1-5	1-2	0-0	1-6-7	1	3	1	0	0	0	30
JJ Murray	1-2	1-1	3-4	0-1-1	3	6	1	0	0	0	22
Abou Ousmane	1-1	0-0	0-0	0-2-2	2	2	0	0	0	0	5
Jalen Jackson	1-1	0-0	0-1	0-0-0	1	2	0	0	0	0	3
Mykell Robinson	0-1	0-1	0-0	1-1-2	0	0	0	1	0	0	5
Terence Lewis II	0-0	0-0	0-0	0-0-0	1	0	0	1	0	0	2
Luka Barasic	0-1	0-1	0-2	0-1-1	1	0	0	1	0	0	7
Team				2-2-4							
Totals	30-55	10-16	6-11	8-25-33	17	76	17	9	3	8	200

FG% 1st: 18-28 (64.3%) 2nd: 12-27 (44.4%) Game: 30-55 (54.5%)
 3FG% 1st: 7-11 (63.6%) 2nd: 3-5 (60.0%) Game: 10-16 (62.5%)
 FT% 1st: 2-4 (50.0%) 2nd: 4-7 (57.1%) Game: 6-11 (54.5%)

Officials: Shane Stagg, Tyler Kumpf, Kelly Self
Technical: None
Attendance: 856

Score by Period	1	2	F
Middle Tennessee	36	20	56
North Texas	45	31	76

Points	In Paint	Off T/O	2nd Chance	Fast Break	Bench
Middle Tennessee	14	15	6	6	13
North Texas	38	13	5	10	10

Last FG - MT 2nd-01:21, UNT 2nd-00:31.
 Largest lead - MT by 1 1st-05:55, UNT by 21 2nd-02:48.
 MT led for 01:42. UNT led for 37:45. Game tied for 00:43.

Score tied - 8 times
 Lead changed - 3 times



- CONFERENCE USA REVIEW -

CONFERENCE USA STANDINGS

East	C-USA	Pct.	Overall	Pct.
WKU	11-3	.786	21-8	.724
Old Dominion	11-5	.688	15-8	.652
Marshall	9-5	.643	15-7	.682
Florida Atlantic	7-5	.583	13-10	.565
Charlotte	5-11	.313	9-16	.360
Middle Tennessee	3-13	.188	5-18	.217
FIU	2-15	.118	9-17	.346

East	C-USA	Pct.	Overall	Pct.
LA Tech	12-4	.750	24-8	.750
UAB	13-5	.722	22-7	.759
North Texas	9-5	.643	18-10	.643
UTSA	9-7	.563	15-11	.577
UTEP	8-8	.500	12-12	.500
Rice	6-10	.375	15-13	.536
Southern Miss	4-13	.235	8-17	.320

STATISTICAL RANKINGS IN C-USA

Team (All Games)

Scoring Offense	14th (62.0)
Scoring Defense	10th (70.7)
Scoring Margin	14th (-8.7)
Field Goal %	14th (.386)
Field Goal % Defense	13th (.472)
3-Point FG %	11th (.324)
3-Point FG % Defense	3rd (.320)
Free Throw %	10th (.683)
Rebounding Offense	11th (33.7)
Rebounding Defense	11th (36.2)
Rebounding Margin	13th (-2.3)
Assists	14th (10.0)
Blocked Shots	12th (2.3)
Steals	6th (7.1)
Turnover Margin	12th (-1.1)
Assist/Turnover Ratio	14th (0.66)

Individual (All Games)

<i>Jordan Davis</i>	
Minutes Per Game	9th (33:18)
Steals Per Game	10th (1.43)
Total Steals	15th (33)

DeAndre Dishman

Steals Per Game	8th (1.48)
Total Steals	10th (34)

CONFERENCE USA SUPERLATIVES

Player of the Year	Pos.	Class	School
Charles Bassey	C	Jr.	WKU

Freshman of the Year	Pos.	Class	School
Kenneth Lofton, Jr.	G	Fr.	LA Tech

Newcomer of the Year	Pos.	Class	School
Travis Eevee	G	So.	Rice

Defensive POY	Pos.	Class	School
Charles Bassey	C	Jr.	WKU

Sixth POY	Pos.	Class	School
Austin Trice	F	Sr	Old Dominion

First Team	Pos.	Class	School
Javion Hamlet	G	R-Sr.	North Texas
Jhivvan Jackson	G	Sr.	UTSA
Taevion Kinsey	G	Jr.	Marshall
Charles Bassey	C	Jr.	WKU
Jahmir Young	G	So.	Charlotte

Second Team	Pos.	Class	School
Jarrod West	G	Sr.	Marshall
Malik Curry	G	Sr.	Old Dominion
Tavin Lovan	G	Jr.	UAB
Taveion Hollingsworth	G	Sr.	WKU
Keaton Wallace	G	Sr.	UTSA

Third Team	Pos.	Class	School
Isaiah Crawford	F	So.	LA Tech
Kenneth Lofton, Jr.	F	Fr.	LA Tech
Quincy Olivari	G	So.	Rice
Souley Boum	G	R-Jr.	UTEP
Bryson Williams	F	R-Sr.	UTEP

All-Freshman Team	Pos.	Class	School
Kenneth Lofton, Jr.	F	Fr.	LA Tech
Rubin Jones	G	Fr.	North Texas
Jaron Pierre	G	Fr.	Southern Miss
Jordan Ivy-Curry	G	Fr.	UTSA
Dayvion McKnight	G	Fr.	WKU

All-Defensive Team	Pos.	Class	School
Jarrod West	G	Sr.	Marshall
Cobe Williams	G	So.	LA Tech
Quan Jackson	G	Gr.	UAB
Trey Jemison	C	Jr.	UAB
Josh Anderson	G	Sr.	WKU
Charles Bassey	C	Jr.	WKU

Gene Bartow Coach of the Year	School
Eric Konkol	LA Tech



M I D D L E T E N N E S S E E M E N ' S B A S K E T B A L L

HISTORY/RECORDS





- INDIVIDUAL RECORDS -

POINTS

Game

1.	Mike Milholland vs. Austin Peay (1/23/65)	44
2.	Bob Burden vs. Lipscomb (12/1/59)	43
3.	Milton Dean vs. SE Missouri (1/14/94)	41
4.	Bob Gardner vs. Chattanooga (12/12/66)	39
t5.	Willie Brown vs. Austin Peay (1/27/68)	38
t5.	Willie Brown vs. East Tennessee (1/6/69)	38
t5.	Willie Brown vs. Chattanooga (2/8/68)	38
t8.	Robert Taylor vs. Austin Peay (3/2/91)	37
t8.	Tim Sisneros vs. Marshall (2/25/76)	37
t10.	Bob Williamson vs. Tennessee Tech (2/15/58)	36
t10.	Jim Drew vs. Tennessee Tech (2/14/70)	36
t10.	John Price vs. Union (2/20/54)	36
t10.	Willie Brown vs. WKU (3/2/68)	36
14.	Billy Martin vs. WKU (2/19/65)	35
t15.	James Washington vs. Houston Baptist (2/13/10)	34
t15.	Reggie Upshaw vs. UAB (1/1/17)	34
t17.	William Pippen vs. Christian Brothers (12/18/02)	32
t17.	William Pippen vs. FIU (2/22/03)	32
t17.	Desmond Yates vs. Houston Baptist (2/7/09)	32
t17.	Reggie Upshaw vs. Trevecca (12/30/15)	32
t17.	Nick King at FGCU (12/2/17)	32
t17.	Nick King vs. North Texas (2/10/18)	32
t23.	JaCorey Williams vs. Toledo (11/26/16)	31
t23.	Nick King at Murray State (11/13/17)	31
t23.	Antonio Green at Marshall (2/16/19)	31
t23.	Antonio Green vs. Mars Hill (11/13/19)	31
t27.	Jim Drew vs. Florence State (12/18/70)	30
t27.	Tommy Gunn vs. New Orleans (1/18/03)	30
t27.	Mike Dean vs. Arkansas State (1/15/04)	30
t27.	Desmond Yates vs. New Orleans (1/19/08)	30
t27.	Giddy Potts vs. Florida Atlantic (3/4/17)	30
t27.	Giddy Potts vs. Marshall (3/11/17)	30
t27.	Nick King at UAB (12/30/17)	30
t27.	Antonio Green vs. Lipscomb (12/01/18)	30
t27.	Antonio Green vs. Maryville (11/5/19)	30

Season

1.	Nick King (2017-18)	694
2.	Kim Cooksey (1985-86)	623
3.	JaCorey Williams (2016-17)	621
4.	Tim Sisneros (1975-76)	618
5.	Willie Brown (1968-69)	605
6.	Randy Henry (1988-89)	604
7.	Milton Dean (1993-94)	597
8.	Chris Rainey (1988-89)	580
9.	Antonio Green (2018-19)	573
10.	Chris Rainey (1987-88)	565
11.	Willie Brown (1967-68)	556
12.	Giddy Potts (2016-17)	552
13.	Desmond Yates (2008-09)	550
14.	Greg Joyner (1978-79)	544

15.	Kim Cooksey (1984-85)	537
16.	Kerry Hammonds (1988-89)	535
17.	Jerry Beck (1981-82)	525
18.	Reggie Upshaw (2016-17)	523
19.	Nod Carter (1996-97)	520
20.	Bob Martin (1976-77)	519
21.	Rick Campbell (1981-82)	514
22.	Desmond Yates (2007-08)	511
23.	Herman Sykes (1971-72)	498
24.	LaRon Dendy (2011-12)	497
25.	C.J. Jones (2019-20)	483

Career

1.	Desmond Yates (2006-10)	1,775
2.	Giddy Potts (2014-18)	1,645
3.	Robert Taylor (1989-93)	1,622
4.	Kerry Hammonds (1984-87, 88-89)	1,616
5.	Reggie Upshaw (2013-17)	1,571
6.	Tommy Gunn (2000-04)	1,528
7.	Willie Brown (1966-69)	1,524
8.	Randy Henry (1985-89)	1,484
9.	Ken Trickey (1951-55)	1,456
t10.	Tim Sisneros (1972-76)	1,426
t10.	Chris Rainey (1986-89)	1,426
12.	Greg Joyner (1976-79)	1,424
13.	Sleepy Taylor (1974-78)	1,421
14.	Jerry Beck (1978-82)	1,401
15.	Tim Gaither (1992-96)	1,318
16.	Kevin Kanaskie (2005-09)	1,251
17.	Bob Burden (1958-61)	1,242
18.	John Price (1953-59)	1,215
19.	Warren Kidd (1990-93)	1,165
20.	Kim Cooksey (1984-86)	1,160
21.	Harry Gupton (1949-52)	1,154
22.	Tyrus Baynham (1985-88)	1,125
23.	Fred Allen (1973-76)	1,108
24.	Doug Shrader (1953-56)	1,094
25.	Shawn Jones (2010-14)	1,093

SCORING AVERAGE

Season

(minimum 15 games)

1.	Willie Brown (1968-69)	23.3
2.	Willie Brown (1967-68)	23.2
3.	Robert Taylor (1992-93)	22.2
t4.	Milton Dean (1993-94)	22.1
t4.	Tim Sisneros (1975-76)	22.1
6.	Nick King (2017-18)	21.0
7.	Greg Joyner (1978-79)	20.9
8.	Bob Burden (1959-60)	19.7
9.	Randy Henry (1988-89)	19.5
10.	Herman Sykes (1971-72)	19.2
11.	Kim Cooksey (1985-86)	18.9
12.	Chris Rainey (1988-89)	18.7



- INDIVIDUAL RECORDS -

13.	Larry Stewart (1963-64)	18.6
t14.	Bobby Gardner (1965-66)	18.0
t14.	Sleepy Taylor (1977-78)	18.0
t16.	Bob Martin (1976-77)	17.9
t16.	Doug Shrader (1955-56)	17.9
t16.	Antonio Green (2018-19)	17.9
t19.	Larry Stewart (1962-63)	17.7
t19.	Jimmy Powell (1972-73)	17.7
21.	Jerry Beck (1980-81)	17.5
t22.	Bob Williamson (1957-58)	17.3
t22.	Jerry Beck (1980-81)	17.3
t22.	Kim Cooksey (1984-85)	17.3
t22.	Kerry Hammonds (1988-89)	17.3
t22.	JaCorey Williams (2016-17)	17.3

15.	Steve Thomas vs. New Mexico State (3/4/05)	17
-----	--------------------------------------------	----

Season

1.	Booker Brown (1968-69)	429
2.	Warren Kidd (1992-93)	386
3.	George Sorrell (1974-75)	373
4.	Warren Kidd (1990-91)	370
5.	Ken Riley (1967-68)	338
6.	Bennett Jent (1962-63)	330
7.	Kerry Hammonds (1988-89)	319
t8.	Jerry Hurst (1956-57)	316
t8.	Ed Cannon (1965-66)	316
10.	Dwayne Rainey (1987-88)	312

Career

(minimum 40 games)

1.	Willie Brown (1967-69)	20.3
t2.	Larry Stewart (1963-64)	18.1
t2.	Kim Cooksey (1985-86)	18.1
t2.	Herman Sykes (1971-72)	18.1
5.	Greg Joyner (1977-79)	17.6
6.	Bob Burden (1959-61)	17.5
7.	Jerry Beck (1979-82)	16.7
8.	Rick Campbell (1981-82)	16.3
t9.	Robert Taylor (1990-93)	16.2
t9.	Jimmy Powell (1973-74)	16.2
t11.	Nod Carter (1996-97)	16.0
t11.	George Sorrell (1974-75)	16.0
t11.	Milton Dean (1993-94)	16.0
12.	Antonio Green (2018-20)	15.3
t15.	Bob Martin (1977-78)	15.2
t15.	Chris Rainey (1987-89)	15.2
t15.	Jay Cole (1966-67)	15.2
t15.	Mike Dean (2004-05)	15.2
19.	Render Carden (1954-56)	14.9
20.	Desmond Yates (2006-10)	14.7

Career

1.	Warren Kidd (1990-93)	1,048
2.	Kerry Hammonds (1984-87, 88-89)	955
3.	Ken Riley (1967-68, 69-71)	924
4.	Reggie Upshaw (2013-17)	910
5.	Tim Sisneros (1972-76)	846
6.	Jerry Beck (1978-82)	782
7.	Bennett Jent (1960-63)	745
8.	Render Carden (1953-56)	728
9.	Dwayne Rainey (1985-88)	723
10.	Chris Harris (1978-82)	707
11.	Ed Cannon (1964-67)	704
12.	Booker Brown (1968-70)	697
13.	Art Polk (1966-69)	692
14.	Randy Henry (1985-89)	682
15.	Bob Burden (1958-61)	673

REBOUNDING AVERAGE

Season

(minimum 10 games)

1.	Jerry Hurst (1957-58)	17.2
2.	Booker Brown (1968-69)	16.5
3.	Warren Kidd (1992-93)	14.8
4.	Ken Riley (1967-68)	14.1
5.	Bennett Jent (1962-63)	13.8
6.	George Sorrell (1974-75)	13.3
t7.	Ed Cannon (1965-66)	13.2
t7.	Jerry Hurst (1956-57)	12.6
9.	Bob Williamson (1957-58)	12.4
10.	Warren Kidd (1990-91)	12.3

Career

(minimum 30 games)

1.	Jerry Hurst (1956-58)	14.2
2.	Booker Brown (1968-70)	13.4
3.	Warren Kidd (1990-93)	12.6
4.	Ken Riley (1967-68, 69-71)	12.2
5.	George Sorrell (1973-75)	12.1
6.	Bennett Jent (1960-63)	11.6
7.	Ed Cannon (1964-67)	10.7
8.	Larry Stewart (1962-64)	10.1

REBOUNDS

Game

1.	Mike Millholland vs. Austin Peay (1/23/65)	32
2.	Bennett Jent vs. Tennessee Tech (1/14/63)	31
3.	Booker Brown vs. Austin Peay (1/25/69)	30
t4.	Bennett Jent vs. Huntingdon (1/19/63)	29
t4.	Booker Brown vs. UT Martin (12/7/68)	29
6.	Booker Brown vs. Oral Roberts (12/2/68)	25
7.	Jerry Hurst vs. Lipscomb (1/7/58)	24
t8.	Booker Brown vs. Athens (1/2/69)	23
t8.	Ed Cannon vs. Parsons (12/17/64)	23
t8.	Jerry Hurst vs. Eastern Kentucky (1/20/58)	23
t8.	Render Carden vs. Austin Peay (1/10/55)	23
t12.	Napoleon Rhodes vs. UNC Greensboro (11/30/02)	20
t12.	Shawn Jones vs. Maine (12/29/13)	20
14.	Shawn Jones vs. UAB (3/6/14)	18





- INDIVIDUAL RECORDS -

9.	Render Carden (1953-56)	10.0	t10.	Willie Brown at Austin Peay (1/27/68)	29
10.	Bob Williamson (1956-58)	9.9	t10.	Willie Brown at Eastern Kentucky (2/22/69)	29
11.	Frank Davis (1955-58)	9.7	t10.	Willie Brown at Chattanooga (2/27/69)	29
12.	Bob Burden (1958-61)	9.5			
13.	Jerry Beck (1978-82)	9.3			
14.	Art Polk (1966-69)	9.2			
15.	Aylton Tesch (1995-96, 97-98)	8.6			

FIELD GOALS MADE

Game

1.	Willie Brown vs. Chattanooga (2/6/68)	17
t2.	Les Gregory vs. Tennessee Tech (3/3/88)	16
t2.	Tim Sisneros vs. Marshall (2/25/76)	16
t2.	Tim Sisneros vs. WKU (2/7/76)	16
5.	11 Players Tied	15

Season

1.	Kim Cooksey (1985-86)	278
2.	Randy Henry (1989-89)	267
3.	Nick King (2017-18)	259
4.	JaCorey Williams (2016-17)	258
5.	Tim Sisneros (1975-76)	257
6.	Willie Brown (1968-69)	239
7.	Willie Brown (1967-68)	224
t8.	Kim Cooksey (1984-85)	228
t8.	Desmond Yates (2008-09)	228
10.	Greg Joyner (1978-79)	223

Career

1.	Desmond Yates (2006-10)	714
2.	Randy Henry (1985-89)	641
3.	Kerry Hammonds (1984-87, 88-89)	631
4.	Willie Brown (1966-69)	619
5.	Reggie Upshaw (2013-17)	598
6.	Greg Joyner (1976-79)	593
7.	Tim Sisneros (1972-76)	584
8.	Giddy Potts (2014-18)	557
9.	Sleepy Taylor (1974-78)	533
10.	Ken Trickey (1951-55)	521

FIELD GOALS ATTEMPTED

Game

t1.	Willie Brown vs. UT Martin (2/1/68)	36
t1.	Willie Brown vs. WKU (2/3/68)	36
t3.	Willie Brown vs. Carson Newman (12/18/68)	34
t3.	Willie Brown vs. Chattanooga (2/8/68)	34
5.	Willie Brown vs. Pan-American (12/21/68)	31
t6.	Bennett Jent vs. Tennessee Tech (1/14/63)	30
t6.	Billy Martin vs. Tennessee Tech (2/2/65)	30
t6.	Doug Shrader vs. Morehead State (2/24/55)	30
t6.	Paul Holland vs. East Tennessee (1/7/61)	30
t10.	Doug Shrader vs. Lincoln Memorial (3/1/55)	29

Season

1.	Willie Brown (1968-69)	603
2.	Kim Cooksey (1985-86)	589
3.	Willie Brown (1967-68)	543
t4.	Milton Dean (1993-94)	534
t4.	Randy Henry (1988-89)	534
6.	Nick King (2017-18)	523
7.	Antonio Green (2018-19)	521
8.	Kim Cooksey (1984-85)	486
9.	JaCorey Williams (2016-17)	484
10.	Tim Sisneros (1975-76)	451

Career

1.	Ken Trickey (1951-55)	1,776
2.	Willie Brown (1966-69)	1,536
3.	Kerry Hammonds (1984-87, 88-89)	1,384
4.	Robert Taylor (1989-93)	1,308
5.	Desmond Yates (2006-10)	1,291
6.	Giddy Potts (2014-18)	1,245
7.	Reggie Upshaw (2013-17)	1,230
8.	Randy Henry (1985-89)	1,174
9.	Sleepy Taylor (1974-78)	1,146
10.	Tim Sisneros (1972-76)	1,105

FIELD GOAL PERCENTAGE

Game

		(minimum 10 made)
1.	Quincy Vance vs. Austin Peay (2/25/91)	1.000 (11-11)
t2.	Gerald Harris vs. Alcorn State (12/23/89)	1.000 (10-10)
t2.	Warren Kidd vs. FIU (2/2/91)	1.000 (10-10)
t4.	Herman Sykes vs. Chattanooga (2/17/72)	.917 (11-12)
t4.	Cedrick Wallace vs. Martin Methodist (12/20/99)	.917 (11-12)
t6.	Kerry Hammonds II vs. Louisiana (1/19/13)	.909 (10-11)
t6.	Bob Martin vs. Morehead State (3/4/77)	.909 (10-11)
t6.	Chris Ingram vs. Tennessee State (2/24/90)	.909 (10-11)
t6.	Greg Joyner vs. Bellerme (12/21/76)	.909 (10-11)
t6.	Lee Campbell vs. Tennessee State (2/26/86)	.909 (10-11)
t6.	Quincy Vance vs. Austin Peay (2/17/90)	.909 (10-11)

Season

		(minimum 90 made)
1.	Warren Kidd (1990-91)	.700 (173-247)
2.	Warren Kidd (1991-92)	.664 (156-235)
t3.	Brandon Walters (2017-18)	.651 (142-218)
t3.	Kyle Young (2005-06)	.651 (108-166)
5.	Theryn Hudson (2007-08)	.647 (108-167)
6.	Lee Campbell (1985-86)	.634 (130-205)
7.	Warren Kidd (1992-93)	.630 (167-265)
8.	Jerry Beck (1981-82)	.621 (180-290)
9.	Jerry Beck (1980-81)	.602 (174-289)
10.	Quincy Vance (1991-92)	.600 (111-185)



- INDIVIDUAL RECORDS -

Career

	(minimum 140 made)
1. Warren Kidd (1990-93)	.664 (496-747)
2. Brandon Walters (2016-18)	.635 (212-334)
3. Theryn Hudson (2005-10)	.607 (253-417)
4. Jerry Beck (1978-82)	.592 (513-866)
5. Bob Martin (1976-78)	.574 (331-577)
t6. Reggie Scurry (2018-20)	.573 (209-365)
t6. Kyle Young (2002-07)	.573 (318-555)
8. Quincy Vance (1988-92)	.569 (376-661)
t9. Leslie Gregory (1987-88)	.565 (169-299)
t9. Doug Lipscomb (1982-84)	.565 (247-437)

3-POINT FIELD GOALS MADE

Game

1. James Washington vs. Houston Baptist (2/13/10)	10
t2. Donovan Sims at Florida Atlantic (1/16/20)	8
t2. Giddy Potts vs. Marshall (2/19/15)	8
t2. John Humphrey vs. WKU (2/23/02)	8
t2. Robert Taylor vs. Tennessee Tech (1/20/92)	8
t2. Robert Taylor vs. Austin Peay (3/2/91)	8
t7. Eli Lawrence at UTSA (2/1/20)	7
t7. Mike Dean vs. Arkansas State (1/15/04)	7
t7. Ali McGhee vs. Austin Peay (1/16/99)	7
t7. Milton Dean vs. Oral Roberts (12/1/93)	7
t7. Robert Taylor vs. Arkansas State (2/26/90)	7
t7. Mike Dean vs. Auburn (12/21/04)	7
t7. Giddy Potts vs. Charlotte (1/14/16)	7
t7. Antonio Green vs. Lipscomb (12/01/18)	7
t7. Antonio Green vs. Charlotte (2/07/19)	7
t7. Antonio Green at Marshall (2/16/19)	7
t7. Jalen Jordan at Marshall (2/13/21)	7

Season

1. Antonio Green (2018-19)	105
2. Giddy Potts (2017-18)	85
3. Chris Rainey (1987-88)	83
4. Giddy Potts (2015-16)	79
5. C.J. Jones (2019-20)	78
6. Robert Taylor (1990-91)	77
7. Antonio Green (2019-20)	76
8. Giddy Potts (2016-17)	76
9. James Washington (2010-11)	72
10. Raymond Cintron (2012-13)	71

Career

1. Giddy Potts (2014-18)	286
2. Robert Taylor (1989-93)	222
3. Kevin Kanaskie (2005-09)	207
4. Tommy Gunn (2000-04)	185
5. Antonio Green (2018-20)	181
6. Chris Rainey (1986-89)	180
7. Freddie Martinez (1996-01)	172
t8. James Washington (2009-11)	137

t8. Raymond Cintron (2011-13)	137
10. Kerry Hammonds II (2010-14)	135

3-POINT FIELD GOALS ATTEMPTED

Game

t1. Milton Dean vs. Minnesota (12/3/93)	17
t1. James Washington vs. Houston Baptist (2/13/10)	17
3. Robert Taylor vs. SE Missouri (1/30/93)	16
t4. Robert Taylor vs. Tennessee Tech (1/20/92)	15
t4. Antonio Green vs. Charlotte (2/7/19)	15
t6. Ali McGhee vs. Austin Peay (1/16/99)	14
t6. Freddie Martinez vs. Central Florida (12/12/00)	14
t6. Antonio Green at WKU (2/14/19)	14
t6. Donovan Sims vs. UAB (3/13/19)	14

Season

1. Antonio Green (2018-19)	304
2. Antonio Green (2019-20)	230
3. Giddy Potts (2017-18)	210
4. Robert Taylor (1990-91)	209
5. Giddy Potts (2016-17)	198
6. C.J. Jones (2019-20)	195
7. Kevin Kanaskie (2008-09)	191
8. Kevin Kanaskie (2006-07)	186
9. James Washington (2010-11)	182
10. Chris Rainey (1987-88)	179

Career

1. Giddy Potts (2014-18)	686
2. Robert Taylor (1991-93)	619
3. Kevin Kanaskie (2005-09)	592
4. Antonio Green (2018-20)	534
5. Tommy Gunn (2000-03)	469
6. Freddie Martinez (1996-01)	451
7. Chris Rainey (1986-89)	382
8. Kerry Hammonds II (2010-14)	365
9. James Washington (2009-11)	353
10. JaQawn Raymond (2013-16)	324

3-POINT FIELD GOAL PERCENTAGE

Game

	(minimum 5 made)
t1. Jalen Jordan at Marshall (2/13/21)	1.000 (7-7)
t1. Chris Rainey vs. Virginia Tech (11/21/87)	1.000 (6-6)
t1. Chris Rainey vs. Wright State (2/8/89)	1.000 (6-6)
t1. Mike Buck vs. Florida State (3/16/89)	1.000 (6-6)
t1. Freddie Martinez vs. Tennessee State (12/9/00)	1.000 (6-6)
t1. Kevin Kanaskie vs. Trevecca (11/14/08)	1.000 (6-6)
t6. Chris Rainey vs. Marshall (12/20/86)	1.000 (5-5)
t6. Tyrik Dixon vs. WKU (1/14/17)	1.000 (5-5)
8. Giddy Potts vs. Charlotte (1/14/16)	.875 (7-8)
t9. Chris Rainey vs. Akron (1/26/87)	.833 (5-6)
t9. Kevin Wallace vs. Akron (12/4/89)	.833 (5-6)





- INDIVIDUAL RECORDS -

t9.	Robert Taylor vs. Alcorn State (12/15/90)	.833 (5-6)
t9.	Tim Gaither vs. SE Missouri (2/12/96)	.833 (5-6)
t9.	Ed Simpson vs. Southern Miss (2/13/16)	.833 (5-6)

Season

(minimum 35 made)

1.	Giddy Potts (2015-16)	.506 (79-156)
2.	Jonathan Whitworth (1999-00)	.505 (50-99)
3.	Chris Rainey (1988-89)	.468 (65-139)
4.	Chris Rainey (1987-88)	.464 (83-179)
5.	Kelvin Hammonds (1991-92)	.458 (38-83)
6.	Xavier Habersham (2016-17)	.453 (39-86)
7.	Raymond Cintron (2012-13)	.438 (71-162)
8.	Nod Carter (1996-97)	.438 (53-121)
9.	Mike Dean (2003-04)	.437 (62-142)
10.	Torrey Moore (1996-97)	.436 (65-149)

Career

(minimum 60 made)

1.	Chris Rainey (1986-89)	.471 (180-382)
2.	Jonathan Whitworth (1999-01)	.438 (63-144)
3.	Raymond Cintron (2011-13)	.435 (138-317)
4.	Adam Vogelsberg (2004-05)	.417 (68-163)
5.	Giddy Potts (2014-18)	.417 (286-686)
6.	Nod Carter (1995-97)	.412 (106-257)
7.	Xavier Habersham (2015-17)	.407 (61-150)
8.	Kelvin Hammonds (1990-92)	.403 (73-181)
9.	C.J. Jones (2019-20)	.400 (78-195)
t10.	Tommy Gunn (2000-04)	.394 (185-469)
t10.	Torrey Moore (1994-97)	.394 (87-221)

FREE THROWS MADE

Game

1.	Aylton Tesch vs. Eastern Illinois (2/5/98)	18
t2.	Bob Burden at Lipscomb (1/23/60)	17
t2.	Bob Burden vs. Lipscomb (12/1/59)	17
t2.	Chester Adair vs. Belmont (12/10/56)	17
t5.	Chris Rainey at Austin Peay (1/28/89)	16
t5.	Mike Milholland vs. Austin Peay (1/23/65)	16
t5.	Nod Carter vs. Chattanooga (12/14/96)	16
t5.	Mike Dean vs. Arkansas State (2/17/05)	16
t9.	John Price at Tennessee Tech (1/12/57)	15
t9.	John Price vs. Murray State (1/2/57)	15
t9.	John Price vs. Eastern Kentucky (2/1/54)	15

Season

1.	Jerry Beck (1981-82)	165
2.	John Price (1956-57)	157
3.	Bob Burden (1959-60)	148
4.	Don Smith (1959-60)	144
5.	Aylton Tesch (1997-98)	138
t6.	Bob Burden (1960-61)	135
t6.	LaRon Dendy (2011-12)	135
8.	Nick King (2017-18)	134
t9.	James Washington (2010-11)	133

t9.	Sleepy Taylor (1977-78)	133
-----	-------------------------	-----

Career

1.	John Price (1953-54, 57, 59)	441
2.	Ken Trickey (1951-55)	414
3.	Bob Burden (1958-61)	394
4.	Jerry Beck (1978-82)	375
5.	Robert Taylor (1989-93)	370
6.	Sleepy Taylor (1974-78)	355
7.	Kerry Hammonds (1984-87, 88-89)	352
8.	Kevin Kanaskie (2005-09)	350
9.	Tim Gaither (1992-96)	331
10.	Tommy Gunn (2000-04)	307

FREE THROWS ATTEMPTED

Game

1.	Aylton Tesch vs. Eastern Illinois (2/5/98)	23
2.	Chester Adair vs. Belmont (12/10/56)	22
t3.	Bob Burden vs. Morehead State (12/7/63)	21
t3.	Doug Lipscomb vs. Austin Peay (1/28/83)	21
t5.	John Price vs. Murray State (1/2/57)	20
t5.	Mike Milholland vs. Morehead State (12/7/63)	20
t7.	John Price vs. Eastern Kentucky (2/1/54)	19
t7.	Mike Milholland vs. Austin Peay (1/23/65)	19
t9.	Seven Players Tied	18

Season

1.	LaRon Dendy (2011-12)	235
2.	John Price (1956-57)	230
3.	Jerry Beck (1981-82)	225
4.	Bob Burden (1959-60)	203
5.	Aylton Tesch (1997-98)	201
6.	Bob Burden (1960-61)	197
7.	Don Smith (1958-59)	188
8.	Nick King (2017-18)	183
9.	Willie Brown (1968-69)	179
10.	Jason Jones (2010-11)	178

Career

1.	Ken Trickey (1951-55)	673
2.	John Price (1952-54, 57, 59)	670
3.	Bob Burden (1958-61)	562
4.	Kerry Hammonds (1984-87, 89)	498
5.	Jerry Beck (1978-82)	493
6.	Reggie Upshaw (2013-17)	482
7.	Robert Taylor (1989-93)	460
8.	Sleepy Taylor (1974-78)	447
9.	Kevin Kanaskie (2005-09)	431
10.	Doug Shrader (1952-56)	430



- INDIVIDUAL RECORDS -

FREE THROW PERCENTAGE

Game (minimum 10 made)

1.	Don Smith vs. East Tennessee (1/9/60)	1.000 (16-16)
2.	Quincy Vance vs. Arkansas State (2/26/90)	1.000 (14-14)
3.	Sleepy Taylor vs. Eastern Kentucky (1/9/78)	1.000 (13-13)
t4.	Sleepy Taylor vs. Tennessee Tech (2/8/75)	1.000 (12-12)
t4.	Dan Middgett vs. Eastern Kentucky (2/13/64)	1.000 (12-12)
t4.	Kevin Kanaskie vs. Florida Atlantic (2/23/08)	1.000 (12-12)
t4.	Raymond Cintron vs. Louisiana (1/7/11)	1.000 (12-12)
t8.	Adam Vogelsberg vs. Louisville (12/20/05)	1.000 (11-11)
t8.	Sleepy Taylor vs. Tennessee Tech (2/5/77)	1.000 (11-11)
t8.	Don Smith vs. Louisiana (12/5/59)	1.000 (11-11)
t8.	Tommy Gunn vs. Denver (2/9/03)	1.000 (11-11)
t8.	Richard Duncan vs. Morehead State (1/6/97)	1.000 (11-11)
t13.	Kevin Kanaskie vs. Louisiana (1/29/09)	1.000 (10-10)
t13.	Nick King vs. FGCU (11/21/17)	1.000 (10-10)

Season (minimum 50 made)

1.	Adam Vogelsberg (2005-06)	.908 (108-119)
2.	Lee Nosse (1999-00)	.892 (83-93)
3.	Stan Sumrell (1969-70)	.882 (60-68)
4.	Nod Carter (1995-96)	.881 (104-118)
5.	Antonio Green (2018-19)	.874 (76-87)
6.	C.J. Jones (2019-20)	.870 (67-77)
7.	James Washington (2010-11)	.864 (133-154)
8.	Giddy Potts (2017-18)	.863 (69-80)
9.	Antwain Johnson (2017-18)	.862 (56-65)
t10.	Lee Nosse (2001-02)	.855 (71-83)
t10.	Kevin Kanaskie (2008-09)	.855 (100-117)

Career (minimum 100 made)

1.	Adam Vogelsberg (2005-06)	.908 (108-119)
2.	Antonio Green (2018-20)	.852 (138-162)
3.	Nod Carter (1994-97)	.836 (225-269)
4.	James Washington (2009-11)	.821 (243-296)
5.	Lee Nosse (1997-00, '02)	.819 (258-315)
6.	Mike Buck (1988-92)	.815 (119-146)
7.	Kevin Kanaskie (2005-09)	.812 (350-431)
8.	Robert Taylor (1989-93)	.804 (370-460)
9.	Giddy Potts (2014-18)	.803 (245-305)
10.	Duane Washington (1985-87)	.800 (120-150)

ASSISTS

Game

1.	James Johnson vs. Freed-Hardeman (1/2/86)	20
t2.	Duane Washington vs. Eastern Kentucky (1/19/87)	16
t2.	Duane Washington vs. Morehead State (2/24/86)	16
4.	Duane Washington vs. Tennessee Tech (1/5/87)	15
t5.	Greg Christian vs. Kennesaw State (11/26/90)	14
t5.	Lewis Mack vs. Little Rock (12/1/76)	14
t7.	Kevin Kanaskie vs. Louisiana (1/27/07)	13
t7.	Duane Washington vs. Alabama State (1/15/86)	13

t7.	Gerald Harris vs. Austin Peay (2/13/89)	13
t7.	James Johnson vs. Armstrong State (12/14/85)	13
t7.	James Johnson vs. Clemson (12/15/84)	13

Season

1.	Duane Washington (1986-87)	255
2.	Gerald Harris (1988-89)	207
3.	Duane Washington (1985-86)	197
4.	James Johnson (1985-86)	192
5.	Kevin Kanaskie (2006-07)	185
6.	Tweety Knight (2013-14)	152
7.	Chris Rainey (1987-88)	149
8.	Lewis Mack (1976-77)	144
9.	Gerald Harris (1989-90)	143
10.	Richard Duncan (1998-99)	142

Career

1.	Kevin Kanaskie (2005-09)	485
2.	Gerald Harris (1986-90)	463
3.	Duane Washington (1985-87)	452
4.	Richard Duncan (1996-99)	399
5.	Tim Gaither (1992-96)	342
6.	Chris Rainey (1986-89)	326
7.	James Johnson (1984-86)	313
8.	Pancakes Perry (1979-83)	303
9.	Nigel Johnson (2006-09)	292
10.	Lewis Mack (1975-77)	275

ASSISTS AVERAGE

Season (minimum 10 games)

1.	Duane Washington (1986-87)	8.8
2.	Gerald Harris (1988-89)	6.7
3.	James Johnson (1985-86)	6.0
t4.	Kevin Kanaskie (2006-07)	5.8
t4.	Duane Washington (1985-86)	5.8
6.	Gerald Harris (1989-90)	5.3
7.	Greg Christian (1990-91)	5.2
8.	Lewis Mack (1976-77)	5.0
t9.	Greg Armstrong (1978-79)	4.9
t9.	Lewis Mack (1975-76)	4.9

Career (minimum 30 games)

1.	Duane Washington (1985-87)	7.2
2.	James Johnson (1984-86)	5.0
3.	Lewis Mack (1975-77)	4.9
4.	Gerald Harris (1986-90)	4.6
5.	Richard Duncan (1996-99)	4.4
6.	Greg Armstrong (1977-79)	4.3
7.	Kevin Kanaskie (2005-09)	3.9
8.	Eric Parham (2001-03)	3.8
t9.	Bruce Massey (2011-13)	3.6
t9.	Tweety Knight (2012-14)	3.6



- INDIVIDUAL RECORDS -

STEALS

Game

1.	Richard Duncan vs. Eastern Kentucky (2/20/99)	12
2.	Roni Bailey vs. Montreat (11/27/96)	9
t3.	Duane Washington vs. Tennessee Tech (1/15/87)	8
t3.	Duane Washington vs. Eastern Kentucky (1/19/87)	8
t3.	James Johnson vs. South Carolina (11/29/85)	8
t6.	James Johnson vs. Murray State (2/28/85)	7
t6.	Richard Duncan vs. UT Martin (1/28/99)	7

Season

1.	Duane Washington (1986-87)	93
2.	Richard Duncan (1998-99)	87
3.	James Johnson (1985-86)	73
4.	Tweety Knight (2013-14)	66
5.	James Johnson (1984-85)	63
6.	Fernando Ortiz (1999-00)	60
t7.	Richard Duncan (1997-98)	54
t7.	Bruce Massey (2011-12)	54
t9.	James Washington (2010-11)	52
t9.	Tim Gaither (1993-94)	52

Career

1.	Richard Duncan (1996-99)	190
2.	Tommy Gunn (2000-04)	156
3.	Reggie Upshaw (2013-17)	151
4.	Giddy Potts (2014-18)	148
5.	Tim Gaither (1992-96)	145
6.	Gerald Harris (1986-90)	139
7.	James Johnson (1984-86)	136
8.	Duane Washington (1985-87)	134
9.	Kevin Kanaskie (2005-09)	127
10.	Donovan Sims	113

STEALS AVERAGE

Season

(minimum 10 games)

1.	Duane Washington (1986-87)	3.2
2.	Richard Duncan (1998-99)	2.8
3.	James Johnson (1985-86)	2.3
4.	Fernando Ortiz (1999-00)	2.1
t5.	James Johnson (1984-85)	2.0
t5.	Tim Gaither (1993-94)	2.0
t5.	Tweety Knight (2013-14)	2.0
t8.	Richard Duncan (1997-98)	1.9
t8.	Gerald Harris (1989-90)	1.9
t10.	Aylton Tesch (1997-98)	1.8
t10.	Gerald Harris (1987-88)	1.8

Career

(minimum 30 games)

1.	James Johnson (1984-86)	2.2
t2.	Duane Washington (1985-87)	2.1
t2.	Richard Duncan (1996-99)	2.1

4.	Fernando Ortiz (1999-01)	2
t5.	Aylton Tesch (1995-96,97-98)	1.6
t5.	Tweety Knight (2012-14)	1.6
t7.	James Washington (2009-11)	1.5
t7.	Bruce Massey (2011-13)	1.5
t9.	Cedrick Wallace (1998-00)	1.4
t9.	Tim Gaither (1992-96)	1.4
t9.	Gerald Harris (1986-90)	1.4
t9.	Kim Cooksey (1984-86)	1.4
t9.	Tommy Gunn (2000-04)	1.4

BLOCKS

Game

1.	Alex Weekes vs. WKU (2/26/04)	8
t2.	Warren Kidd vs. Tennessee State (2/17/92)	7
t2.	Warren Kidd vs. Austin Peay (2/22/92)	7
t4.	Shawn Jones vs. South Alabama (2/21/13)	6
t4.	Lee Nosse vs. Southeast Missouri (1/10/00)	6
t4.	Lee Nosse vs. Eastern Kentucky (1/23/99)	6
t4.	Lee Nosse vs. Morehead State (2/18/99)	6
t4.	Lee Nosse vs. Little Rock (1/26/02)	6
t4.	Quincy Vance vs. Morehead State (1/26/90)	6
t4.	Warren Kidd vs. Morehead State (1/25/92)	6
t4.	Warren Kidd vs. South Carolina State (1/30/91)	6
t4.	Warren Kidd vs. Kennesaw State (11/26/90)	6
t4.	Shawn Jones vs. Tulane (2/13/14)	6

Season

1.	Warren Kidd (1990-91)	70
2.	Shawn Jones (2013-14)	63
3.	Warren Kidd (1991-92)	62
4.	Lee Nosse (1998-99)	55
5.	Warren Kidd (1992-93)	53
6.	LaRon Dendy (2011-12)	48
7.	Lee Nosse (2001-02)	45
8.	Shawn Jones (2012-13)	43
9.	Mantia Callender (1997-98)	41
10.	Perrin Buford (2015-16)	40

Career

1.	Warren Kidd (1990-93)	185
2.	Lee Nosse (1997-00, '02)	166
3.	Shawn Jones (2010-14)	158
4.	Reggie Upshaw (2013-17)	110
5.	Chris Ingram (1987-91)	81
6.	Trevor Ottley (2009-11)	79
7.	Theryn Hudson (2005-10)	69
8.	Perrin Buford (2014-16)	62
9.	Kyle Young (2001-07)	59
10.	Tommy Gunn (2000-04)	54



- INDIVIDUAL RECORDS -

BLOCKS AVERAGE

Season	(minimum 10 games)
t1. Warren Kidd (1990-91)	2.3
t1. Warren Kidd (1991-92)	2.3
t3. Warren Kidd (1992-93)	2.0
t3. Lee Nosse (1998-99)	2.0
5. Shawn Jones (2013-14)	1.9
6. Lee Nosse (2001-02)	1.6
7. Mantia Callender (1997-88)	1.5
t8. Lee Nosse (1999-00)	1.4
t8. LaRon Dendy (2011-12)	1.4
10. Shawn Jones (2012-13)	1.3

Career	(minimum 30 games)
1. Warren Kidd (1990-93)	2.2
t2. Lee Nosse (1997-00, '02)	1.4
t2. LaRon Dendy (2011-12)	1.4
t4. Trevor Ottley (2009-11)	1.2
t4. Shawn Jones (2010-14)	1.2
t6. Jimmy McGill (1985-87)	0.9
t6. Perrin Buford (2014-16)	0.9
t8. Mantia Callender (1996-98)	0.8
t8. Fernando Ortiz (1999-01)	0.8
t8. Buck Hailey (1980-82)	0.8
t8. Russell Smith (1983-85)	0.8
t8. David Washington (1994-96)	0.8
t8. Reggie Upshaw (2013-17)	0.8

DOUBLE-DOUBLES

Season	
1. George Sorrell (1974-75)	21
2. Warren Kidd (1990-91)	20
3. Warren Kidd (1992-93)	19
4. Kerry Hammonds (1988-89)	18
5. Ken Riley (1970-71)	16
6. Jerry Beck (1980-81)	15
t7. Warren Kidd (1991-92)	14
t7. Jerry Beck (1981-82)	14
9. Tim Sisneros (1975-76)	13
t10. Tim Sisneros (1974-75)	11
t10. George Sorrell (1974-75)	11
t10. Dwayne Rainey (1986-87)	11
t10. JaCorey Williams (2016-17)	11
t10. Nick King (2017-18)	11

Career	
1. Warren Kidd (1990-93)	53
2. Jerry Beck (1979-82)	38
t3. Kerry Hammonds (1984-89)	33
t3. Tim Sisneros (1972-76)	33
5. George Sorrell (1973-75)	32
6. Dwayne Rainey (1985-88)	21

t7. Reggie Upshaw (2013-17)	19
t7. Aylton Tesch (1995-98)	19
t9. Randy Henry (1986-89)	17
t9. Greg Joyner (1976-79)	17

GAMES PLAYED

Season	
t1. Tyrik Dixon (2016-17)	36
t1. Xavier Habersham (2016-17)	36
t1. Antwain Johnson (2016-17)	36
t1. Giddy Potts (2016-17)	36
t1. Ed Simpson (2016-17)	36
t1. Reggie Upshaw (2016-17)	36
t1. JaCorey Williams (2016-17)	36
t1. Darnell Harris (2014-15)	36
t1. Giddy Potts (2014-15)	36
t1. Jaqawn Raymond (2014-15)	36
t1. Jacques Rozier (2014-15)	36
t1. Marcus Tarrance (2014-15)	36
t1. Reggie Upshaw (2014-15)	36

Career	
1. Reggie Upshaw (2013-17)	140
2. Ed Simpson (2014-18)	134
3. Giddy Potts (2014-18)	133
4. Shawn Jones (2010-14)	128
5. Karl Gamble (2015-19)	127
6. Kevin Kanaskie (2005-09)	124
7. Desmond Yates (2006-10)	122
t8. Kerry Hammonds (1984-87, 88-89)	121
t8. Kerry Hammonds II (2010-14)	121
10. Kyle Young (2002-07)	119

GAMES STARTED

Season	
t1. Reggie Upshaw (2016-17)	36
t1. JaCorey Williams (2016-17)	36
t3. Giddy Potts (2016-17)	35
t3. Reggie Upshaw (2015-16)	35
t5. Tyrik Dixon (2016-17)	34
t5. Andrew Tunstill (1985-86)	34
t5. LaRon Dendy (2011-12)	34
t5. Marcos Knight (2011-12)	34
t9. Kim Cooksey (1985-86)	33
t9. Randy Henry (1987-88)	33
t9. Tyrus Baynham (1987-88)	33
t9. Bruce Massey (2011-12)	33
t9. JT Sulton (2011-12)	33
t9. Shawn Jones (2013-14)	33
t9. Nick King (2017-18)	33
t9. Giddy Potts (2017-18)	33





- INDIVIDUAL RECORDS -

Career

1.	Giddy Potts (2014-18)	116
2.	Reggie Upshaw (2013-17)	115
3.	Kevin Kanaskie (2005-09)	105
4.	Tommy Gunn (2000-04)	96
5.	Tim Gaither (1992-96)	92
t6.	Quincy Vance (1988-92)	90
t6.	Kyle Young (2002-07)	90
t8.	Randy Henry (1985-89)	89
t8.	Kerry Hammonds (1984-87, 88-89)	89
10.	Richard Duncan (1996-99)	87

MINUTES PLAYED

Season

1.	Kevin Kanaskie (2006-07)	1,184
2.	Jerry Beck (1981-82)	1,157
3.	Reggie Upshaw (2016-17)	1,151
4.	Kevin Kanaskie (2005-09)	1,141
5.	Tyrus Baynham (1987-88)	1,142
t6.	Kim Cooksey (1985-86)	1,135
t6.	Kevin Kanaskie (2007-08)	1,135
8.	Antonio Green (2018-19)	1,131
9.	Chris Rainey (1987-88)	1,129
10.	Kim Cooksey (1984-85)	1,122

Career

1.	Kevin Kanaskie (2005-09)	4,078
2.	Reggie Upshaw (2013-17)	3,965
3.	Giddy Potts (2014-18)	3,610
4.	Desmond Yates (2006-10)	3,517
5.	Kerry Hammonds (1984-87, 88-89)	3,453
6.	Tommy Gunn (2000-04)	3,361
7.	Tim Gaither (1992-96)	3,020
8.	Robert Taylor (1989-93)	2,941
9.	Lee Nosse (1997-02)	2,900
10.	Desmond Yates (2006-2010)	2,776

MINUTES PLAYED PER GAME

Season

1.	Jerry Beck (1981-82)	38.6
2.	Jerry Beck (1980-81)	37.7
3.	Kevin Kanaskie (2006-07)	37.0
4.	Kim Cooksey (1984-85)	36.2
5.	Warren Kidd (1992-93)	36.1
6.	Kevin Kanaskie (2007-08)	35.5
t7.	Robert Taylor (1992-93)	35.3
t7.	Antonio Green (2018-19)	35.3
9.	Chris Rainey (1988-89)	35.2
10.	LaRae Davis (1982-83)	35.1

Career

t1.	Kim Cooksey (1984-86)	35.3
2.	C.J. Jones (2019-20)	34.3
3.	Rick Campbell (1980-82)	34.1
t4.	LaRae Davis (1982-84)	33.7
t4.	Antonio Green (2019-20)	33.7
6.	Kevin Kanaskie (2005-09)	32.9
7.	Andrew Tunstill (1985-87)	32.3
8.	David Washington (1994-97)	31.9
9.	Mike Dean (2003-05)	31.8
t10.	Michael Cuffee (2003-05)	31.6
t10.	Nod Carter (1995-97)	31.6



- 1,000-POINT SCORERS -

1. DESMOND "BOOGIE" YATES - 1,775 CAREER POINTS

Year	G-GS	FGM-FGA	FG%	3FGM-3FGA	3FG%	FTM-FTA	FT%	Reb/Avg.	A/B/S	Points/Avg.
06-07	32-18	141-263	.536	19-51	.373	48-67	.716	110/3.4	6/14/11	349/10.9
07-08	32-31	200-348	.575	20-39	.513	91-113	.805	141/4.4	30/18/20	511/16.0
08-09	32-32	228-394	.579	20-60	.333	74-94	.787	145/4.5	8/13/20	550/17.2
09-10	26-26	145-286	.507	31-71	.437	44-54	.815	103/4.0	12/6/11	365/14.0
Career	122-107	714-1291	.553	90-221	.407	257-328	.784	499/4.1	56/51/62	1775/14.5

2. NATHANIAL "GIDDY" POTTS - 1,645 CAREER POINTS

Year	G-GS	FGM-FGA	FG%	3FGM-3FGA	3FG%	FTM-FTA	FT%	Reb/Avg.	A/B/S	Points/Avg.
14-15	36-21	80-213	.376	46-122	.377	31-41	.756	98/2.7	31/4/26	237/6.6
15-16	28-27	139-282	.493	79-156	.506	61-80	.763	150/5.4	36/10/30	418/14.9
16-17	36-35	196-407	.482	76-198	.384	84-104	.808	192/5.3	72/8/47	552/15.3
17-18	33-33	142-343	.414	85-210	.405	69-80	.863	141/4.3	63/8/45	438/13.3
Career	133-116	557-1245	.447	286-686	.417	245-305	.803	581/4.4	202/30/148	1645/12.4

3. ROBERT TAYLOR - 1,622 CAREER POINTS

Year	G-GS	FGM-FGA	FG%	3FGM-3FGA	3FG%	FTM-FTA	FT%	Reb/Avg.	A/B/S	Points/Avg.
89-90	26-26	108-271	.399	33-99	.333	84-106	.792	84/3.2	41/4/8	333/12.8
90-91	29-22	141-368	.383	77-209	.368	86-112	.768	76/2.6	58/4/11	445/15.3
91-92	27-26	134-356	.376	51-160	.319	126-152	.829	93/3.4	55/4/16	445/16.5
92-93	18-18	132-313	.422	61-151	.404	74-90	.822	56/3.1	24/1/12	399/22.2
Career	100-82	515-1308	.394	222-619	.359	370-460	.804	310/3.1	178/13/47	1622/16.2

4. KERRY HAMMONDS - 1,616 CAREER POINTS

Year	G-GS	FGM-FGA	FG%	3FGM-3FGA	3FG%	FTM-FTA	FT%	Reb/Avg.	A/B/S	Points/Avg.
84-85	31-29	169-424	.399	---	---	90-134	.672	247/8.0	10/12/14	428/13.8
85-86	32-30	158-314	.503	---	---	95-135	.704	244/7.6	22/3/20	411/12.8
86-87	27-4	88-197	.444	0-0	.000	66-89	.742	145/5.4	17/7/15	242/9.0
88-89	31-26	216-449	.481	2-5	.400	101-140	.721	319/10.3	55/9/22	535/17.3
Career	121-89	631-1384	.456	2-5	.400	352-498	.707	955/7.9	104/31/71	1616/13.4

5. REGGIE UPSHAW - 1,571 CAREER POINTS

Year	G-GS	FGM-FGA	FG%	3FGM-3FGA	3FG%	FTM-FTA	FT%	Reb/Avg.	A/B/S	Points/Avg.
13-14	33-20	83-181	.459	12-42	.286	32-62	.516	116/3.5	39/15/25	210/6.4
14-15	36-24	131-298	.440	15-52	.288	81-125	.648	251/7.0	57/35/35	358/9.9
15-16	35-35	185-372	.497	27-71	.380	83-168	.494	298/8.5	76/29/51	480/13.7
16-17	36-36	199-379	.525	33-104	.317	92-127	.724	245/6.8	85/31/40	523/14.5
Career	140-115	598-1230	.486	87-269	.323	288-482	.598	910/6.5	257/110/151	1571/11.2



Desmond "Boogie" Yates being presented his all-time scoring leader commemorative basketball by former record holder Robert "Cat-Eye" Taylor





- 1,000-POINT SCORERS -

6. TOMMY GUNN - 1,528 CAREER POINTS

Year	G-GS	FGM-FGA	FG%	3FGM-3FGA	3FG%	FTM-FTA	FT%	Reb/Avg.	A/B/S	Points/Avg.
00-01	27-13	84-188	.447	26-68	.382	55-69	.797	82/3.0	47/7/30	249/9.2
01-02	27-26	118-264	.447	44-115	.383	58-89	.652	107/4.0	50/12/43	338/12.5
02-03	30-29	165-331	.498	59-138	.428	88-107	.822	124/4.1	68/17/38	477/15.9
03-04	29-28	151-317	.476	56-148	.378	106-130	.815	151/5.2	61/18/45	464/16.0
Career	113-96	518-1100	.471	185-469	.394	307-395	.777	464/4.1	226/54/156	1528/13.5

7. WILLIE BROWN - 1,524 CAREER POINTS

Year	G-GS	FGM-FGA	FG%	3FGM-3FGA	3FG%	FTM-FTA	FT%	Reb/Avg.	A/B/S	Points/Avg.
66-67	25-x	151-390	.367	---	---	61-95	.642	162/6.5	-/-	363/14.5
67-68	24-x	229-543	.422	---	---	98-135	.726	170/7.1	-/-	556/23.2
68-69	26-x	239-603	.396	---	---	127-179	.709	226/8.7	-/-	605/23.3
Career	75-x	619-1536	.403	---	---	286-409	.699	558/7.4	-/-	1524/20.3

8. RANDY HENRY - 1,484 CAREER POINTS

Year	G-GS	FGM-FGA	FG%	3FGM-3FGA	3FG%	FTM-FTA	FT%	Reb/Avg.	A/B/S	Points/Avg.
85-86	15-1	13-21	.619	---	---	4-7	.571	12/0.8	4/1/4	30/2.0
86-87	28-25	164-290	.566	0-0	.000	51-63	.810	173/6.2	16/6/8	379/13.5
87-88	34-33	197-376	.524	1-1	1.000	76-102	.745	280/8.2	47/11/18	471/13.9
88-89	31-30	267-487	.548	5-15	.333	65-83	.783	217/7.0	52/12/28	604/19.5
Career	108-89	641-1174	.546	6-16	.375	196-255	.769	682/6.3	119/30/58	1484/13.7

9. KEN TRICKEY - 1,456 CAREER POINTS


Year	G-GS	FGM-FGA	FG%	3FGM-3FGA	3FG%	FTM-FTA	FT%	Reb/Avg.	A/B/S	Points/Avg.
51-52				---	---				-/-	
52-53				---	---				-/-	
53-54				---	---				-/-	
54-55				---	---				-/-	
Career	110-x	521-1776	.293	---	---	414-673	.615	432/3.9	-/-	1456/13.2

10. TIM SISNEROS - 1,426 CAREER POINTS

Year	G-GS	FGM-FGA	FG%	3FGM-3FGA	3FG%	FTM-FTA	FT%	Reb/Avg.	A/B/S	Points/Avg.
72-73	23-x	66-139	.475	---	---	37-57	.649	133/5.8	8/-/-	169/7.3
73-74	25-x	123-229	.537	---	---	58-98	.592	213/8.5	23/-/-	304/12.2
74-75	28-x	138-286	.483	---	---	59-90	.656	224/8.0	37/-/-	335/12.0
75-76	28-x	257-451	.570	---	---	104-149	.698	276/9.9	25/-/-	618/22.1
Career	104-x	584-1105	.529	---	---	258-394	.655	846/8.1	93/-/-	1426/13.7



#20 GIDDY POTTS



#44 KERRY HAMMONDS



#30 REGGIE UPSHAW



HISTORY/RECORDS

- 1,000-POINT SCORERS -

10. CHRIS RAINEY - 1,426 CAREER POINTS

Year	G-GS	FGM-FGA	FG%	3FGM-3FGA	3FG%	FTM-FTA	FT%	Reb/Avg.	A/B/S	Points/Avg.
86-87	29-5	109-212	.514	32-64	.500	31-41	.756	53/1.8	36/3/22	281/9.7
87-88	34-30	189-388	.487	83-179	.464	104-132	.788	125/3.7	149/3/24	565/16.6
88-89	31-30	202-414	.488	65-139	.468	111-136	.816	128/4.1	141/1/30	580/18.7
Career	94-65	500-1014	.493	180-382	.471	246-309	.796	306/3.2	326/7/76	1426/15.2

12. GREG JOYNER - 1,424 CAREER POINTS

Year	G-GS	FGM-FGA	FG%	3FGM-3FGA	3FG%	FTM-FTA	FT%	Reb/Avg.	A/B/S	Points/Avg.
76-77	29-x	187-329	.568	---	---	76-98	.776	237/8.2	71/-/-	450/15.5
77-78	26-x	183-327	.560	---	---	64-85	.753	173/6.7	57/-/-	430/16.5
78-79	26-x	223-425	.525	---	---	98-123	.797	222/8.5	122/-/-	544/20.9
Career	81-x	593-1081	.549	---	---	238-306	.778	632/7.8	250/-/-	1424/17.6

13. CLAUDE "SLEEPY" TAYLOR - 1,421 CAREER POINTS


Year	G-GS	FGM-FGA	FG%	3FGM-3FGA	3FG%	FTM-FTA	FT%	Reb/Avg.	A/B/S	Points/Avg.
74-75	28-x	171-396	.432	---	---	99-122	.811	198/7.1	71/-/-	441/15.8
75-76	20-x	98-205	.478	---	---	36-46	.783	102/5.1	43/-/-	232/11.6
76-77	23-x	96-221	.434	---	---	87-114	.763	120/5.2	50/-/-	279/12.1
77-78	26-x	168-324	.519	---	---	133-165	.806	125/4.8	42/-/-	469/18.0
Career	97-x	533-1146	.465	---	---	355-447	.794	545/5.6	206/-/-	1421/14.6

14. JERRY BECK - 1,401 CAREER POINTS

Year	G-GS	FGM-FGA	FG%	3FGM-3FGA	3FG%	FTM-FTA	FT%	Reb/Avg.	A/B/S	Points/Avg.
78-79	1-x	2-4	.500	---	---	0-0	.000	3/3.0	0/-/-	4/4.0
79-80	26-x	157-283	.554	---	---	91-115	.791	234/9.0	20/-/-	405/15.5
80-81	27-27	174-289	.602	---	---	119-153	.778	265/9.8	22/8/11	467/17.3
81-82	30-30	180-290	.620	---	---	165-225	.733	280/9.3	30/6/25	525/17.5
Career	84-57	513-866	.592	---	---	375-493	.761	779/9.3	72/14/36	1401/16.7

15. TIM GAITHER - 1,318 CAREER POINTS

Year	G-GS	FGM-FGA	FG%	3FGM-3FGA	3FG%	FTM-FTA	FT%	Reb/Avg.	A/B/S	Points/Avg.
92-93	25-17	72-184	.391	7-25	.280	51-74	.689	82/3.3	64/0/22	202/8.1
93-94	26-24	129-290	.445	15-47	.319	91-113	.805	122/4.7	84/1/52	364/14.0
94-95	26-26	120-325	.369	33-102	.324	96-116	.828	118/4.5	112/0/39	369/14.2
95-96	27-25	122-282	.433	46-125	.368	93-126	.738	118/4.4	78/2/32	383/14.2
Career	104-92	443-1081	.410	101-299	.338	331-429	.772	440/4.2	342/3/145	1318/12.7



#44 JERRY BECK



#5 KEVIN KANASKIE



#12 SHAWN JONES



- 1,000-POINT SCORERS -

16. KEVIN KANASKIE - 1,251 CAREER POINTS

Year	G-GS	FGM-FGA	FG%	3FGM-3FGA	3FG%	FTM-FTA	FT%	Reb/Avg.	A/B/S	Points/Avg.
05-06	28-11	27-84	.321	17-52	.327	39-45	.867	64/2.3	74/0/26	110/3.9
06-07	32-32	114-308	.370	67-186	.360	95-123	.772	120/3.8	185/4/31	390/12.2
07-08	32-30	98-260	.377	61-163	.374	116-146	.795	129/4.0	106/0/39	373/11.7
08-09	32-32	108-292	.370	62-191	.325	100-117	.855	138/4.3	120/1/31	378/11.8
Career	124-105	347-944	.368	207-592	.350	350-431	.812	451/3.6	485/5/127	1251/10.1

17. BOB BURDEN - 1,242 CAREER POINTS

Year	G-GS	FGM-FGA	FG%	3FGM-3FGA	3FG%	FTM-FTA	FT%	Reb/Avg.	A/B/S	Points/Avg.
58-59	26-x	153-372	.411	---	---	111-162	.679	228/8.8	-/-	417/16.0
59-60	22-x	143-373	.383	---	---	148-203	.729	225/10.2	-/-	434/19.7
60-61	23-x	128-341	.375	---	---	135-197	.685	220/9.6	-/-	391/17.0
Career	71-x	424-1086	.390	---	---	394-562	.701	673/9.5	-/-	1242/17.5

18. JOHN PRICE - 1,215 CAREER POINTS

Year	G-GS	FGM-FGA	FG%	3FGM-3FGA	3FG%	FTM-FTA	FT%	Reb/Avg.	A/B/S	Points/Avg.
52-53	16-x	32-82	.390	---	---	31-55	.564	141/8.8	-/-	95/5.9
53-54	26-x	160-294	.544	---	---	157-240	.654	189/7.2	-/-	477/18.3
56-57	25-x	112-241	.465	---	---	157-230	.683	160/6.4	-/-	381/15.2
58-59	24-x	83-158	.525	---	---	96-145	.662	144/5.8	-/-	262/10.9
Career	91-x	387-775	.499	---	---	441-670	.658	634/7.0	-/-	1215/13.4

19. WARREN KIDD - 1,165 CAREER POINTS

Year	G-GS	FGM-FGA	FG%	3FGM-3FGA	3FG%	FTM-FTA	FT%	Reb/Avg.	A/B/S	Points/Avg.
90-91	30-30	173-247	.700	0-0	.000	55-103	.534	370/12.3	26/70/8	401/13.4
91-92	27-27	156-235	.664	0-0	.000	62-106	.585	292/10.8	37/62/15	374/13.9
92-93	26-26	167-265	.630	0-0	.000	56-98	.571	386/14.8	38/53/34	390/15.0
Career	83-83	496-747	.664	0-0	.000	173-307	.564	1048/12.6	101/185/57	1165/14.0

20. KIM COOKSEY - 1,160 CAREER POINTS

Year	G-GS	FGM-FGA	FG%	3FGM-3FGA	3FG%	FTM-FTA	FT%	Reb/Avg.	A/B/S	Points/Avg.
84-85	31-31	228-486	.469	---	---	81-112	.723	148/4.8	73/1/39	537/17.3
85-86	33-33	278-589	.472	---	---	67-96	.698	133/4.0	95/5/48	623/18.9
Career	64-64	506-1075	.471	---	---	148-208	.712	281/4.4	168/6/87	1160/18.1

21. HARRY GUPTON - 1,154 CAREER POINTS

Year	G-GS	FGM-FGA	FG%	3FGM-3FGA	3FG%	FTM-FTA	FT%	Reb/Avg.	A/B/S	Points/Avg.
48-49				---	---				-/-	
49-50				---	---				-/-	
50-51				---	---				-/-	
51-52				---	---				-/-	
Career	104-x	476-		---	---	202-323	.625		-/-	1154/11.1

22. TYRUS BAYNHAM - 1,125 CAREER POINTS

Year	G-GS	FGM-FGA	FG%	3FGM-3FGA	3FG%	FTM-FTA	FT%	Reb/Avg.	A/B/S	Points/Avg.
85-86	32-19	163-308	.529	---	---	27-44	.614	98/3.1	29/7/14	353/11.0
86-87	29-24	127-275	.462	4-8	.500	44-60	.733	111/3.8	60/11/16	302/10.4
87-88	34-33	196-407	.482	8-30	.267	70-100	.700	142/4.2	93/12/20	470/13.8
Career	95-76	486-990	.491	12-38	.316	141-204	.691	351/3.7	182/30/50	1125/11.8

23. SHAWN JONES - 1,120 CAREER POINTS

Year	G-GS	FGM-FGA	FG%	3FGM-3FGA	3FG%	FTM-FTA	FT%	Reb/Avg.	A/B/S	Points/Avg.
10-11	32-2	52-103	.505	0-0	.000	26-38	.684	75/2.3	8/20/10	130/4.1
11-12	32-1	98-178	.551	0-1	.000	38-65	.585	104/3.3	7/37/14	234/7.3
12-13	34-26	114-229	.498	0-0	.000	61-96	.635	182/5.4	14/43/11	289/8.5
13-14	33-33	183-317	.577	0-1	.000	101-147	.687	279/8.5	20/63/30	467/14.2
Career	131-62	447-827	.541	0-2	.000	226-346	.653	640/4.9	49/163/65	1120/8.5



- 1,000-POINT SCORERS -

24. FRED ALLEN - 1,108 CAREER POINTS

Year	G-GS	FGM-FGA	FG%	3FGM-3FGA	3FG%	FTM-FTA	FT%	Reb/Avg.	A/B/S	Points/Avg.
73-74	26-x	174-422	.412	---	---	82-111	.739	64/2.5	63/-/-	430/16.5
74-75	27-x	116-253	.458	---	---	59-81	.728	80/3.0	62/-/-	291/10.8
75-76	28-x	149-339	.440	---	---	89-108	.824	77/2.8	78/-/-	387/13.8
Career	81-x	439-1014	.433	---	---	230-300	.767	221/2.7	203/-/-	1108/13.7

25. DOUG SHRADER - 1,094 CAREER POINTS

Year	G-GS	FGM-FGA	FG%	3FGM-3FGA	3FG%	FTM-FTA	FT%	Reb/Avg.	A/B/S	Points/Avg.
52-53	12-	23-82	.280	---	---	24-39	.615	36/3.0	-/-/-	66/5.5
53-54	24-x	48-138	.348	---	---	33-62	.532	72/3.0	-/-/-	129/5.4
54-55	27-x	198-482	.411	---	---	124-185	.670	205/7.6	-/-/-	524/19.4
55-56	21-x	139-351	.396	---	---	97-144	.674	146/7.0	-/-/-	375/17.9
Career	84-x	408-1053	.387	---	---	278-430	.647	459/5.5	-/-/-	1094/13.0

26. CHRIS HARRIS - 1,070 CAREER POINTS

Year	G-GS	FGM-FGA	FG%	3FGM-3FGA	3FG%	FTM-FTA	FT%	Reb/Avg.	A/B/S	Points/Avg.
78-79	27-x	121-224	.540	---	---	78-131	.595	176/6.5	15/-/-	320/11.9
79-80	26-x	126-245	.514	---	---	58-96	.604	189/7.2	17/-/-	310/11.9
80-81	27-24	84-150	.560	---	---	44-79	.557	151/5.6	8/6/23	212/7.9
81-82	30-30	86-174	.494	---	---	56-94	.596	191/6.4	27/5/20	228/7.6
Career	110-x	417-793	.526	---	---	236-400	.590	707/6.4	67/11/43	1070/9.7

27. LEE NOSSE - 1,056 CAREER POINTS

Year	G-GS	FGM-FGA	FG%	3FGM-3FGA	3FG%	FTM-FTA	FT%	Reb/Avg.	A/B/S	Points/Avg.
97-98	28-1	29-65	.446	5-12	.417	19-25	.760	67/2.4	8/19/7	82/2.9
98-99	28-27	101-203	.298	13-37	.351	77-103	.748	150/5.4	39/55/23	292/10.4
99-00	28-23	95-199	.477	6-22	.273	83-93	.892	122/4.4	40/38/31	279/10.0
00-01	4-4	14-23	.609	1-5	.200	8-11	.727	14/3.5	4/9/3	37/9.3
01-02	29-29	135-254	.531	25-65	.385	71-83	.855	218/7.5	45/45/25	366/12.6
Career	117-84	374-744	.503	50-141	.355	258-315	.819	571/4.9	136/166/89	1056/9.0

28. KEN RILEY - 1,043 CAREER POINTS

Year	G-GS	FGM-FGA	FG%	3FGM-3FGA	3FG%	FTM-FTA	FT%	Reb/Avg.	A/B/S	Points/Avg.
67-68	24-x	131-280	.468	---	---	63-140	.450	338/14.1	-/-/-	325/13.5
69-70	26-x	128-261	.490	---	---	60-126	.476	289/11.2	-/-/-	316/12.2
70-71	26-x	165-334	.494	---	---	72-144	.500	297/11.4	35/-/-	402/15.5
Career	76-x	424-875	.485	---	---	195-410	.476	924/12.2	35/-/-	1043/13.7

29. RENDER CARDEN - 1,034 CAREER POINTS

Year	G-GS	FGM-FGA	FG%	3FGM-3FGA	3FG%	FTM-FTA	FT%	Reb/Avg.	A/B/S	Points/Avg.
53-54	25-x	55-151	.364	---	---	39-56	.696	118/4.7	-/-/-	149/5.9
54-55	26-x	198-415	.477	---	---	148-191	.775	323/12.4	-/-/-	544/20.9
55-56	21-x	124-321	.386	---	---	93-135	.689	243/11.6	-/-/-	341/16.2
Career	72-x	377-887	.425	---	---	280-382	.733	684/9.5	-/-/-	1034/14.4

30. LEROY COLEMAN - 1,032 CAREER POINTS

Year	G-GS	FGM-FGA	FG%	3FGM-3FGA	3FG%	FTM-FTA	FT%	Reb/Avg.	A/B/S	Points/Avg.
76-77	29-x	64-124	.516	---	---	23-40	.575	92/3.2	14/-/-	151/5.2
77-78	25-x	53-105	.505	---	---	18-31	.581	68/2.7	14/-/-	124/5.0
78-79	27-x	160-324	.494	---	---	60-81	.741	167/6.2	52/-/-	380/14.1
79-80	26-x	165-345	.478	---	---	47-63	.746	110/4.2	51/-/-	377/14.5
Career	107-x	442-898	.492	---	---	148-215	.688	437/4.1	131/-/-	1032/9.6





- 1,000-POINT SCORERS -

31. JT SULTON - 1,019 CAREER POINTS

Year	G-GS	FGM-FGA	FG%	3FGM-3FGA	3FG%	FTM-FTA	FT%	Reb/Avg.	A/B/S	Points/Avg.
09-10	33-12	61-123	.496	0-4	.000	37-56	.661	128/3.9	3/6/15	159/4.8
10-11	32-28	111-234	.474	8-17	.471	69-95	.726	161/5.0	16/17/29	299/9.3
11-12	34-33	129-242	.533	0-7	.000	92-124	.742	178/5.2	24/21/25	350/10.3
12-13	34-22	74-159	.465	0-2	.000	63-88	.716	134/3.9	14/21/19	211/6.2
Career	133-95	375-758	.495	8-30	.267	261-363	.719	601/4.5	57/65/88	1019/7.7

32. RONI BAILEY - 1,016 CAREER POINTS

Year	G-GS	FGM-FGA	FG%	3FGM-3FGA	3FG%	FTM-FTA	FT%	Reb/Avg.	A/B/S	Points/Avg.
94-95	27-23	111-268	.414	13-43	.302	46-67	.687	165/6.1	80/1/37	281/10.4
95-96	27-21	119-248	.480	8-25	.320	34-51	.667	142/5.3	52/1/26	280/10.4
96-97	31-31	177-358	.494	34-99	.343	67-91	.736	189/6.1	84/3/49	455/14.7
Career	85-75	407-874	.466	55-167	.329	147-209	.703	496/5.8	216/5/112	1016/12.0

33. CHARLES HARMENING - 1,006 CAREER POINTS

Year	G-GS	FGM-FGA	FG%	3FGM-3FGA	3FG%	FTM-FTA	FT%	Reb/Avg.	A/B/S	Points/Avg.
46-47				---	---				-/-	
47-48				---	---				-/-	
48-49				---	---				-/-	
49-50				---	---				-/-	
Career				---	---				-/-	1006/-



- TEAM RECORDS -

POINTS

Game

1.	vs. Tennessee Wesleyan (12/8/88)	143
2.	vs. Alabama State (1/15/86)	132
t3.	vs. Cumberland (12/2/87)	127
t3.	vs. Sue Bennett (12/29/96)	127
5.	vs. Maryville (11/5/19)	119

Season

1.	1988-89 (31 games)	2,810
2.	1985-86 (34 games)	2,788
3.	1997-98 (34 games)	2,763
4.	2016-17 (36 games)	2,697
5.	2015-16 (35 games)	2,539

POINTS - BOTH TEAMS

Game

1.	East Tennessee 123, MT 106 (2/22/60)	229
2.	MT 132, Alabama State 101 (1/15/86)	223
3.	MT 125, Austin Peay 95 (1/23/65)	220
4.	MT 111, Austin Peay 105 (2/23/89)	216
5.	Three Times	212

SCORING AVERAGE

Season

1.	1988-89 (31 games)	90.6
2.	1973-74 (26 games)	86.1
3.	1986-87 (29 games)	85.8
4.	1974-75 (28 games)	85.6
5.	1968-69 (26 games)	84.6

REBOUNDS

Game

1.	vs. Austin Peay (1/23/65)	85
2.	vs. Mississippi Valley State (12/7/91)	70
3.	vs. Belmont (12/7/85)	69
4.	vs. Culver Stockton (1/2/78)	65
5.	vs. Morehead State (1/6/79)	64

Season

1.	1968-69 (26 games)	1,685
2.	1974-75 (28 games)	1,389
3.	1969-70 (26 games)	1,361
4.	1985-86 (34 games)	1,357
5.	1964-65 (24 games)	1,351

REBOUNDING AVERAGE

Season

1.	1968-69 (26 games)	64.8
2.	1957-58 (21 games)	58.8

3.	1964-65 (24 games)	56.3
4.	1967-68 (24 games)	54.0
t5.	1955-56 (21 games)	52.3
t5.	1969-70 (26 games)	52.3

FIELD GOALS MADE

Game

1.	vs. Tennessee Wesleyan (12/8/88)	58
t2.	vs. Freed-Hardeman (1/2/86)	51
t2.	vs. St. Bernard (12/1/73)	51
t2.	vs. Cumberland (12/2/87)	51
t5.	vs. Alabama State (1/15/86)	50
t5.	vs. Tennessee Tech (2/2/87)	50

Season

1.	1985-86 (34 games)	1,160
2.	1988-89 (31 games)	1,086
3.	1987-88 (34 games)	1,048
4.	2016-17 (36 games)	1,014
5.	1986-87 (29 games)	986

FIELD GOALS ATTEMPTED

Game

1.	vs. Tennessee Wesleyan (12/8/88)	93
2.	vs. Alabama State (1/15/86)	89
t3.	vs. Cumberland (12/2/87)	88
t3.	vs. Charlotte (12/18/87)	87
5.	vs. Southern (1/6/894)	85

Season

1.	1985-86 (34 games)	2,284
2.	1988-89 (31 games)	2,216
3.	1968-69 (26 games)	2,180
4.	1987-88 (34 games)	2,162
5.	1974-75 (28 games)	2,095

FIELD GOAL PERCENTAGE

Game

	(minimum 30 made)	
1.	at UCLA (11/15/11)	.714 (35-49)
2.	at Tennessee Tech (1/8/81)	.689 (31-45)
3.	at Austin Peay (1/12/87)	.684 (39-57)
4.	at Oral Roberts (11/27/95)	.673 (33-49)
5.	vs. UT Martin (2/26/00)	.660 (35-53)

Season

1.	1977-78	.511 (739-1,445)
2.	1985-86	.508 (1,160-2,284)
3.	1978-79	.499 (782-1,566)
4.	1980-81	.499 (737-1,477)
5.	1986-87	.497 (986-1,985)



- TEAM RECORDS -

3-POINT FIELD GOALS MADE

Game

1.	at Southern Miss (2/13/16)	16
t2.	vs. Eastern Kentucky (2/3/00)	15
t2.	vs. Houston Baptist (2/13/10)	15
t2.	vs. Rice (2/8/18)	15
t5.	vs. Minnesota (12/3/93)	14
t5.	vs. UT Martin (1/31/98)	14
t5.	vs. Belmont (2/1/99)	14
t5.	at Florida Atlantic (1/16/20)	14
t5.	at UTSA (2/1/20)	14

Season

1.	2015-16 (35 games)	279
2.	1996-97 (31 games)	261
3.	2019-20 (31 games)	255
4.	2014-15 (36 games)	242
5.	2017-18 (33 games)	241

3-POINT FIELD GOALS ATTEMPTED

Game

1.	at Old Dominion (1/2/20)	35
2.	vs. Southern Miss (3/7/20)	34
t3.	vs. Southeast Missouri (1/18/97)	33
t3.	vs. Central Florida (12/12/00)	33
t3.	vs. Houston Baptist (2/13/10)	33
t3.	vs. Rice (2/8/20)	33
t3.	at Marshall (2/12/21)	33

Season

1.	2019-20 (31 games)	763
2.	2015-16 (35 games)	716
3.	1996-97 (31 games)	682
4.	2014-15 (36 games)	675
5.	2018-19 (32 games)	651

3-POINT FIELD GOAL PERCENTAGE

Game

(minimum 10 made)

1.	at UCLA (11/15/11)	.909 (10-11)
2.	vs. Trevecca (11/14/08)	.667 (12-18)
t3.	vs. UT Martin (2/26/00)	.647 (11-17)
t3.	vs. Arkansas State (1/24/02)	.647 (11-17)
5.	at Southern Miss (2/13/16)	.593 (16-27)

Season

1.	1986-87 (29 games)	.438 (53-121)
2.	1988-89 (31 games)	.413 (142-344)
3.	1987-88 (34 games)	.408 (133-326)
4.	2015-16 (35 games)	.390 (279-716)
5.	2001-02 (29 games)	.383 (261-682)

FREE THROWS MADE

Game

1.	vs. Eastern Kentucky (2/18/57)	44
2.	vs. Louisiana (1/8/11)	41
3.	vs. Tennessee State (12/5/04)	35
t4.	vs. Akron (1/11/88)	34
t4.	vs. Chattanooga (12/14/96)	34

Season

1.	2010-11 (32 games)	584
2.	1956-57 (25 games)	584
3.	1959-60 (23 games)	580
4.	1987-88 (34 games)	534
5.	2011-12 (34 games)	532

FREE THROWS ATTEMPTED

Game

1.	vs. Eastern Kentucky (2/18/57)	63
2.	vs. Louisiana (1/8/11)	49
t3.	vs. Akron (1/11/88)	44
t3.	vs. Austin Peay (1/28/83)	44
t3.	vs. Austin Peay (3/6/87)	44
t3.	vs. Arkansas State (1/15/04)	44
t3.	vs. Tennessee State (12/5/04)	44

Season

1.	1956-57 (25 games)	881
2.	2011-12 (34 games)	838
3.	2010-11 (32 games)	823
4.	1959-60 (23 games)	796
5.	2012-13 (34 games)	760

FREE THROW PERCENTAGE

Game

(minimum 15 made)

1.	vs. Florida Atlantic (3/7/15)	1.000 (18-18)
2.	vs. Kennesaw State (12/16/88)	1.000 (16-16)
3.	vs. Murray State (11/18/14)	.960 (24-25)
t4.	vs. Murray State (11/13/17)	.955 (21-22)
t4.	vs. LA Tech (2/17/18)	.955 (21-22)

Season

1.	1988-89 (31 games)	.760 (496-653)
2.	2017-18 (33 games)	.742 (434-585)
3.	1986-87 (29 games)	.740 (462-624)
4.	1976-77 (29 games)	.734 (475-647)
5.	1999-00 (28 games)	.733 (458-625)

ASSISTS

Game

1.	vs. Tennessee Wesleyan (12/8/88)	37
2.	vs. Freed-Hardeman (1/2/86)	36



- TEAM RECORDS -

t3.	vs. Alabama State (1/15/86)	34
t3.	vs. Urbana (12/19/84)	34
t5.	vs. Tennessee Tech (2/2/87)	32
t5.	vs. Trevecca (11/14/08)	32

Season

1.	1985-86 (34 games)	673
2.	2016-17 (36 games)	553
3.	1988-89 (31 games)	533
4.	1986-87 (29 games)	531
5.	1987-88 (34 games)	527

ASSISTS AVERAGE

Season

1.	1985-86 (34 games)	19.8
2.	1986-87 (29 games)	18.3
3.	1999-00 (28 games)	17.3
4.	1988-89 (31 games)	17.2
5.	1996-97 (31 games)	16.7

STEALS

Game

1.	vs. at Tennessee (12/10/99)	22
t2.	vs. North Texas (1/6/01)	19
t2.	vs. UAB (12/22/98)	19
t2.	vs. Sue Bennett (12/29/96)	19
t5.	vs. Southeast Missouri (1/18/97)	18
t5.	vs. Freed-Hardeman (1/2/86)	18
t5.	vs. Bryan College (11/17/01)	18
t5.	vs. Montreat (11/27/96)	18

Season

1.	1998-99 (31 games)	294
2.	1985-86 (34 games)	287
3.	1999-00 (28 games)	278
4.	2010-11 (32 games)	277
5.	2016-17 (36 games)	242

STEALS AVERAGE

Season

1.	1999-00 (28 games)	9.9
2.	1998-99 (31 games)	9.5
t3.	2010-11 (32 games)	8.7
t3.	1994-95 (27 games)	8.7
t5.	1985-86 (34 games)	8.4
t5.	1993-94 (27 games)	8.4

BLOCKS

Game

t1.	vs. Kennesaw State (11/26/90)	12
t1.	vs. WKU (2/26/04)	12

t3.	vs. Morehead State (1/25/92)	9
t3.	vs. Little Rock (1/26/02)	9
t3.	vs. Tennessee State (1/28/91)	9
t3.	vs. IUPUI (11/21/01)	9
t3.	vs. Mississippi Valley State (11/23/90)	9
t3.	vs. South Carolina State (11/29/90)	9
t3.	vs. Cumberland (12/2/87)	9
t3.	vs. Tennessee Wesleyan (12/2/04)	9
t3.	vs. Belmont (12/13/11)	9

Season

1.	2011-12 (34 games)	150
2.	1990-91 (30 games)	143
3.	2012-13 (34 games)	128
4.	2015-16 (35 games)	123
5.	2010-11 (32 games)	114

BLOCKS AVERAGE

Season

1.	1990-91 (30 games)	4.8
2.	2011-12 (34 games)	4.4
3.	1991-92 (27 games)	3.9
4.	2012-13 (34 games)	3.7
t5.	2010-11 (32 games)	3.6
t5.	1999-00 (28 games)	3.6

MOST TURNOVERS

Game

1.	vs. Cincinnati (1/6/92)	33
2.	vs. Tennessee Tech (2/12/00)	30
3.	vs. IPFW (1/31/02)	28
t4.	vs. South Alabama (12/20/91)	27
t4.	vs. Georgia Southern (12/20/90)	27
t4.	vs. East Tennessee State (11/27/20)	27

Season

1.	1973-74 (26 games)	542
2.	1998-99 (31 games)	540
3.	1974-75 (28 games)	533
4.	1975-76 (28 games)	532
5.	1976-77 (29 games)	526

FEWEST TURNOVERS

Game

t1.	vs. Toledo (11/26/16)	4
t1.	vs. WKU (2/16/17)	4
t1.	vs. Mars Hill (11/13/19)	4
t4.	vs. Arkansas State (12/22/88)	5
t4.	vs. Belmont (12/14/16)	5
t4.	at North Texas (1/7/17)	5
t4.	vs. North Texas (2/10/18)	5



- TEAM RECORDS -

Season

1.	2020-21 (23 games)	345
2.	1989-90 (28 games)	364
3.	1979-80 (26 games)	365
4.	1983-84 (27 games)	371
5.	2008-09 (32 games)	371

FOULS

Game

1.	vs. Eastern Kentucky (2/20/89)	49
t2.	vs. Louisiana (1/8/11)	34
t2.	vs. St. Bonaventure (12/30/93)	34
t2.	vs. Cleveland State (1/6/90)	34
t5.	vs. Morehead State (1/6/79)	33
t5.	vs. Evansville (12/18/10)	33

Season

1.	2010-11 (32 games)	756
2.	2015-16 (35 games)	702
3.	2012-13 (34 games)	700
4.	2009-10 (33 games)	696
5.	1988-89 (31 games)	685

FEWEST FOULS

Season

1.	1961-62 (18 games)	355
2.	2020-21 (23 games)	373
3.	1955-56 (21 games)	411
4.	1957-58 (21 games)	419
5.	1963-64 (21 games)	424

MOST DISQUALIFICATIONS

Season

1.	1964-65 (23 games)	34
2.	1993-94 (27 games)	31
3.	1978-79 (27 games)	30
4.	1966-67 (25 games)	29
5.	2010-11 (32 games)	28

FEWEST DISQUALIFICATIONS

Season

1.	1983-84 (27 games)	5
2.	2016-17 (36 games)	5
3.	2020-21 (23 games)	6
t4.	2012-13 (34 games)	7
t4.	2011-12 (34 games)	7



- COACHING RECORDS -

MOST GAMES COACHED

1.	Kermit Davis (2002-18)	520
2.	Jimmy Earle (1969-79)	267
3.	Bruce Stewart (1984-91)	217
4.	Charles N. Greer (1949-56)	179
5.	Randy Wiel (1997-02)	174
6.	Stan Simpson (1979-84)	137
7.	Ed Diddle Jr. (1956-62)	136
8.	David Farrar (1991-96)	134
9.	Ken Trickey (1965-69)	99
10.	Frank Faulkinberry (1926-33)	90

MOST WINS

1.	Kermit Davis (2002-18)	332-188
2.	Jimmy Earle (1969-79)	164-103
3.	Bruce Stewart (1984-91)	141-76
4.	Randy Wiel (1997-02)	84-90
5.	Charles N. Greer (1949-56)	76-103
6.	Stan Simpson (1979-84)	71-66
7.	David Farrar (1991-96)	61-73
8.	Ed Diddle Jr. (1956-62)	56-80
9.	Frank Faulkinberry (1926-33)	48-42
10.	Ken Trickey (1965-69)	45-54
11.	Alfred B. Miles (1913-15, 1922-24)	27-6
12.	Bill Stokes (1962-65)	26-42
13.	E.W. Midgett (1939-42)	25-35
t14.	E.K. Patty (1946-48)	24-20
t14.	Nick McDevitt (2018-pres.)	24-62
16.	Johnny "Red" Floyd (1935-39)	17-33
17.	Guy Stephenson (1924-26)	15-11
18.	Charles Murphy (1948-49)	11-12
19.	E.M. Waller (1933-35)	7-13
20.	O.L. Freeman (1945-46)	4-2

BEST WINNING PERCENTAGE

1.	Bruce Stewart (1984-91)	.650
2.	Kermit Davis (2002-18)	.638
3.	Jimmy Earle (1969-79)	.614
4.	Frank Faulkinberry (1926-33)	.533
5.	Stan Simpson (1979-84)	.518
6.	Randy Wiel (1997-02)	.483
7.	David Farrar (1991-96)	.455
8.	Ken Trickey (1965-69)	.455
9.	Charles N. Greer (1949-56)	.425
10.	E.W. Midgett (1939-42)	.417

MOST CONFERENCE WINS

1.	Kermit Davis (2002-18)	185-83
2.	Jimmy Earle (1969-79)	72-66
3.	Bruce Stewart (1984-91)	61-32
4.	Randy Wiel (1996-02)	49-53
5.	Charles N. Greer (1949-56)	3-37
6.	Stan Simpson (1979-84)	33-37
7.	David Farrar (1991-96)	33-45

t8.	Ed Diddle Jr. (1956-62)	18-50
t8.	Ken Trickey (1965-69)	18-38
10.	Bill Stokes (1962-65)	13-27

BEST CONFERENCE WINNING PERCENTAGE

1.	Kermit Davis (2002-18)	.690
2.	Bruce Stewart (1984-91)	.656
3.	Jimmy Earle (1969-79)	.522
4.	Randy Wiel (1996-02)	.480
5.	Stan Simpson (1979-84)	.471
6.	David Farrar (1991-96)	.423
7.	Bill Stokes (1962-65)	.325
8.	Ken Trickey (1965-69)	.321
9.	Nick McDevitt (2018-pres.)	.288
10.	Ed Diddle Jr. (1956-62)	.265

MOST HOME WINS

1.	Kermit Davis (2002-18)	178-53
2.	Jimmy Earle (1969-79)	108-35
3.	Bruce Stewart (1984-91)	85-18
4.	Randy Wiel (1996-02)	57-24
5.	David Farrar (1991-96)	44-23
6.	Stan Simpson (1979-84)	43-21
7.	Ed Diddle Jr. (1956-62)	34-33
8.	Ken Trickey (1965-69)	29-19
9.	Nick McDevitt (2018-pres.)	19-21
10.	Bill Stokes (1962-65)	18-16

BEST HOME WINNING PERCENTAGE

1.	Bruce Stewart (1984-91)	.825
2.	Kermit Davis (2002-18)	.771
3.	Jimmy Earle (1969-79)	.755
4.	Randy Wiel (1996-02)	.704
5.	Stan Simpson (1979-84)	.672
6.	David Farrar (1991-96)	.657
7.	Ken Trickey (1965-69)	.604
8.	Bill Stokes (1962-65)	.529
9.	Ed Diddle Jr. (1956-62)	.507

MOST NCAA TOURNAMENTS

t1.	Kermit Davis (2002-18)	3
t1.	Bruce Stewart (1984-91)	3
3.	Jimmy Earle (1969-79)	2
4.	Stan Simpson (1979-84)	1

MOST CONFERENCE TITLES

1.	Kermit Davis (2002-18)	8
2.	Bruce Stewart (1984-91)	5
3.	Jimmy Earle (1969-79)	4
4.	Stan Simpson (1979-84)	1





- MISCELLANEOUS RECORDS -

BEST WINNING PERCENTAGE

1.	2016-17	.861 (31-5)
2.	2012-13	.848 (28-6)
3.	1974-75	.821 (23-5)
4.	2011-12	.794 (27-7)
5.	1986-87	.759 (22-7)

MOST WINS

1.	2016-17	31
2.	2012-13	28
3.	2011-12	27
t4.	2015-16	25
t4.	2017-18	25

MOST LOSSES

1.	2019-20	23
2.	2000-01	22
3.	2018-19	21
4.	1982-83	20
t5.	1998-99	19
t5.	1993-94	19

MOST CONSECUTIVE WINS

1.	2012-13	17
2.	1985-86	14
3.	1974-75	13
t4.	1980-81	12
t4.	2011-12	12
t6.	2016-17	11
t6.	2017-18	11
t8.	1973-74	10
t8.	2016-17	10

MOST CONSECUTIVE HOME WINS

1.	12/11/73-1/7/76	34
2.	12/7/85-2/9/87	23
3.	11/9/12-11/30/13	22
4.	1/25/88-12/16/89	20
5.	1/18/97-2/5/98	14
6.	11/22/11-3/13/12	13
7.	2/8/68-1/11/69	12

MOST CONSECUTIVE ROAD WINS

1.	1/5/13-3/10/13	9
2.	12/3/80-1/15/81	6
t3.	12/31/06-1/20/07	5
t3.	1/21/91-2/11/91	5
t3.	1/6/86-2/1/86	5
t3.	1/7/78-2/13/78	5
t3.	1/7/75-2/1/75	5
t3.	1/5/17-2/2/17	5
t3.	1/20/18-2/17/18	5

MOST CONSECUTIVE LOSSES

1.	2000-01	15
2.	2018-19	13
3.	2019-20	11
t4.	1982-83	9
t4.	1962-63	9

BEST HOME RECORD (BY WINS)

1.	2012-13	16-0
2.	1987-88	16-3
3.	2011-12	15-2
4.	1985-86	14-0
5.	1973-74	14-1

BEST ROAD RECORD (BY WINS)

1.	2017-18	12-2
2.	2016-17	11-2
3.	2012-13	11-3
4.	2011-12	11-5
5.	1986-87	9-4

BEST LEAGUE RECORD (BY WINS)

1.	2012-13	19-1
2.	2016-17	17-1
3.	2017-18	16-2
4.	2011-12	14-2
t5.	2009-10	13-5
t5.	2015-16	13-5

BEST LEAGUE HOME RECORD (BY WINS)

1.	2012-13	10-0
2.	2016-17	9-0
3.	2011-12	8-0
t4.	1996-97	8-1
t4.	2017-18	8-1

LARGEST WINNING MARGIN

1.	MT 143, Tennessee Wesleyan 68 (12/8/88)	75
2.	MT 127, Cumberland 57 (12/2/87)	70
3.	MT 118, Freed-Hardeman 52 (1/2/86)	66
4.	MT 119, Maryville 61 (11/5/19)	58
5.	MT 127, Sue Bennett 50 (12/29/96)	57

LARGEST LOSING MARGIN

1.	Tennessee 109, MT 40 (11/20/07)	69
2.	Morehead State 123, MT 68 (2/24/55)	55
t3.	North Carolina 99, MT 49 (2/1/97)	50
t3.	WKU 134, MT 84 (1/30/65)	50
5.	Alabama 103, MT 58 (11/29/82)	45



- MISCELLANEOUS RECORDS -

BEST UNBEATEN STARTS

t1.	1976-77	5-0
t1.	1986-87	5-0
t3.	1945-46	4-0
t3.	1946-47	4-0
t3.	1968-69	4-0
t3.	1994-95	4-0
t3.	2011-12	4-0
t3.	2013-14	4-0
t9.	1924-25	3-0
t9.	1951-52	3-0
t9.	1959-60	3-0
t9.	1965-66	3-0
t9.	1970-71	3-0
t9.	2001-02	3-0
t9.	2029-20	3-0

BEST ONE-LOSS STARTS

1.	1980-81	12-1
t2.	1922-23	11-1
t2.	1929-30	11-1
4.	2016-17	10-1
5.	2011-12	8-1
t6.	1986-87	7-1
t6.	2017-18	7-1
t8.	1968-69	6-1
t8.	1976-77	6-1
t8.	2013-14	6-1





- MURPHY CENTER RECORDS -

POINTS

Individual

Milton Dean vs. Southeast Missouri (1/14/94) 41

Team

vs. Tennessee Wesleyan (12/8/88) 143

REBOUNDS

Individual

George Sorrell vs. St. Bernard (12/1/73) 21

Warren Kidd vs. Mississippi Valley State (11/23/90) 21

Team

vs. St. Bernard (12/1/73) 75

FIELD GOALS MADE

Individual

Steve Peeler vs. Murray State (1/29/73) 15

Jerry Beck vs. Westmar (12/20/80) 15

Randy Henry vs. Boston College (3/26/88) 15

Team

vs. Tennessee Wesleyan (12/8/88) 58

FIELD GOALS ATTEMPTED

Individual

Milton Dean vs. Minnesota (12/3/93) 28

Team

vs. St. Bernard (12/1/73) 112

FIELD GOAL PERCENTAGE

Individual (minimum 10 made)

Jerry Beck vs. Bluefield (12/18/79) .929 (13-14)

Chris Rainey vs. Eastern Kentucky (2/12/88) .929 (13-14)

Team (minimum 30 made)

vs. UT Martin (2/26/00) .660 (35-53)

3-POINT FIELD GOALS MADE

Individual

James Washington vs. Houston Baptist (2/13/10) 10

Team

vs. Rice (2/8/18) 15

3-POINT FIELD GOALS ATTEMPTED

Individual

Milton Dean vs. Minnesota (12/3/93) 17

James Washington vs. Houston Baptist (2/13/10) 17

Team

vs. Southern Miss (3/7/20) 34

3-POINT FIELD GOAL PERCENTAGE

Individual (minimum 4 made)

Chris Rainey vs. Virginia Tech (11/21/87) 1.000 (6-6)

Chris Rainey vs. Wright State (2/8/89) 1.000 (6-6)

Freddie Martinez vs. Tennessee State (12/9/00) 1.000 (6-6)

Kevin Kanaskie vs. Trevecca (11/14/08) 1.000 (6-6)

Tyrik Dixon vs. WKU (1/14/17) 1.000 (5-5)

Team (minimum 6 made)

vs. Virginia Tech (11/21/87) .875 (7-8)

FREE THROWS MADE

Individual

Aylton Tesch vs. Eastern Illinois (2/5/98) 18

Team

vs. Akron (1/11/88) 34

FREE THROWS ATTEMPTED

Individual

Aylton Tesch vs. Eastern Illinois (2/5/98) 23

Team

vs. Austin Peay (1/28/83) 44

vs. Akron (1/11/88) 44

vs. North Texas (12/31/09) 44

FREE THROW PERCENTAGE

Individual (minimum 10 made)

Sleepy Taylor vs. Eastern Kentucky (1/9/78) 1.000 (13-13)

Sleepy Taylor vs. Tennessee Tech (2/8/75) 1.000 (12-12)

Sleepy Taylor vs. Tennessee Tech (2/5/77) 1.000 (11-11)

Sleepy Taylor vs. Austin Peay (1/21/78) 1.000 (10-10)

Nick King vs. FGCU (11/21/17) 1.000 (10-10)

Team (minimum 12 made)

vs. Kennesaw State (11/28/88) 1.000 (16-16)

ASSISTS

Individual

James Johnson vs. Freed-Hardeman (1/2/86) 20



HISTORY/RECORDS

- MURPHY CENTER RECORDS -

Team

vs. Tennessee Wesleyan (12/8/88) 37

STEALS

Individual

Roni Bailey vs. Montreat (11/27/96) 9

Team

vs. North Texas (1/6/01) 19

vs. Sue Bennett (12/29/96) 19

BLOCKS

Individual

Alex Weekes vs. WKU (2/26/04) 8

Team

vs. Kennesaw State (11/26/90) 12

vs. WKU (2/26/04) 12

MOST CONSECUTIVE 3-POINTERS MADE

Individual

Freddie Martinez 9

MOST CONSECUTIVE FREE THROWS MADE

Individual

Nod Carter (1/13/96-1/29/96) 32

LARGEST CROWDS

1. vs. WKU (2/26/04) 11,807
2. vs. Tennessee (11/21/08) 11,802
3. vs. Tennessee Tech (2/8/75) 11,800
4. vs. Austin Peay (1/26/74) 11,600
- t5. vs. WKU (3/1/75) 11,520
- t5. vs. Tennessee (3/18/88) 11,520
7. vs. Tennessee Tech (2/3/86) 11,500
8. vs. North Carolina (11/30/98) 11,380
9. vs. WKU (3/1/18) 11,307
10. vs. Austin Peay (1/27/75) 10,800





- CONFERENCE USA GAME RECORDS -

POINTS

Individual

Reggie Upshaw vs. UAB (1/1/917) 34

Team

vs. Marshall (2/18/17) 97

REBOUNDS

Individual

Shawn Jones at UAB (3/6/14) 18

Team

vs. Marshall (1/12/17) 58

FIELD GOALS MADE

Individual

JaCorey Williams vs. WKU (1/14/17) 12

Giddy Potts vs. Florida Atlantic (3/4/17) 12

Donovan Sims at Southern Miss (1/10/19) 12

Team

vs. North Texas (1/21/16) 37

FIELD GOALS ATTEMPTED

Individual

Nick King at Charlotte (2/3/18) 25

Team

at UAB (2/28/15) 75

FIELD GOAL PERCENTAGE

Individual (minimum 6 made)

Brandon Walters vs. LA Tech (1/11/18) 1.000 (7-7)

Team (minimum 30 made)

vs. Charlotte (2/23/19) .623 (33-53)

3-POINT FIELD GOALS MADE

Individual

Giddy Potts vs. Marshall (2/19/15) 8

Donovan Sims at Florida Atlantic (1/16/20) 8

Team

at Southern Miss (2/13/16) 16

3-POINT FIELD GOALS ATTEMPTED

Individual

Antonio Green vs. Charlotte (2/7/19) 15

Team

at Old Dominion (1/2/20) 35

3-POINT FIELD GOAL PERCENTAGE

Individual (minimum 5 made)

Jalen Jordan at Marshall (2/13/21) 1.000 (7-7)

Tyrik Dixon vs. WKU (1/14/17) 1.000 (5-5)

Team (minimum 10 made)

vs. Southern Miss (2/15/14) .593 (16-27)

FREE THROWS MADE

Individual

JaQawn Raymond at Rice (2/12/15) 10

Team

vs. Southern Miss (2/15/14) 26

FREE THROWS ATTEMPTED

Individual

Reggie Upshaw at UTEP (1/31/15) 12

Team

vs. Southern Miss (2/15/14) 37

FREE THROW PERCENTAGE

Individual (minimum 5 made)

By 23 Players 1.000

Team (minimum 15 made)

at Florida Atlantic (3/7/15) 1.000 (18-18)

ASSISTS

Individual

Tweety Knight vs. Southern Miss (2/15/14) 8

Kerry Hammonds II at Marshall (2/22/14) 8

Tyrik Dixon vs. WKU (1/14/17) 8

Tyrik Dixon vs. Rice (2/8/18) 8

Team

vs. WKU (1/14/17) 25



HISTORY/RECORDS

- CONFERENCE USA GAME RECORDS -

STEALS

Individual

Tweety Knight vs. UTEP (1/16/14) 6

Team

at Florida Atlantic (1/21/17) 13

BLOCKS

Individual

Shawn Jones vs. Tulane (2/13/14) 6

Team

vs. Tulane (2/13/14) 8

at Marshall (2/22/14) 8





- DOUBLE-DOUBLES -

TRIPLE-DOUBLES

Name/Opponent/Date	P	R	A
Roni Bailey vs. Lyon College (12/3/94)	17	11	10

DOUBLE-DOUBLES

Name/Opponent/Date	P	R
Chester Brown vs. Tusculum College (12/2/70)	11	13
*Ken Riley vs. Troy (12/5/70)	22	14
*Ken Riley vs. Shorter College (12/10/70)	21	10
@Ken Riley at East Tennessee State (1/4/71)	16	11
@Ken Riley vs. Morehead State (1/9/71)	20	15
@Ken Riley vs. Eastern Kentucky (1/11/71)	13	11
@Ken Riley at Tennessee Wesleyan (1/14/71)	16	14
#Ken Riley at Austin Peay (1/23/71)	20	11
*Kerry Cochran at Austin Peay (1/23/71)	10	15
*Ken Riley vs. UT Chattanooga (1/28/71)	11	10
*Ken Riley at Western Kentucky (1/30/71)	13	15
Terry Johnson at Appalachian State (2/1/71)	14	10
*Ken Riley at Bellarmine (2/3/71)	28	14
*Ken Riley vs. Western Kentucky (2/6/71)	13	10
*#Chester Brown vs. Tennessee Tech (2/15/71)	12	13
#Ken Riley vs. Tennessee Tech (2/15/71)	17	16
*Chester Brown at UT Chattanooga (2/18/71)	11	11
Ken Riley at Eastern Kentucky (2/20/71)	18	12
Nick Prater at Morehead State (2/22/71)	10	10
\$Ken Riley vs. UT Martin (2/25/71)	19	19
\$Ken Riley vs. Austin Peay (2/27/71)	13	11
\$Ken Riley at Murray State (3/1/71)	29	17
Terry Johnson vs. Tennessee Wesleyan (12/2/71)	11	14
Terry Johnson vs. Birmingham Southern (1/8/72)	19	20
Chester Brown vs. UT Martin (1/20/72)	17	10
Chester Brown vs. UT Chattanooga (1/27/72)	10	16
Terry Johnson vs. Murray State (1/29/72)	15	10
*Chester Brown vs. St. Francis (PA) (2/2/72)	35	18
*Chester Brown vs. Western Kentucky (2/5/72)	12	18
*#Chester Brown vs. Morehead State (2/19/72)	22	10
#Terry Johnson vs. Morehead State (2/19/72)	10	12
*#Chester Brown vs. Eastern Kentucky (2/21/72)	32	17
#Nick Prater vs. Eastern Kentucky (2/21/72)	18	10
Terry Johnson vs. Austin Peay (2/26/72)	11	11
Chester Brown at Texas Pan-American (12/4/72)	11	10
*#Steve Peeler vs. Bellarmine (1/8/73)	19	10
#Tim Sisneros vs. Bellarmine (1/8/73)	13	12
*Steve Peeler vs. MacMurray College (1/10/73)	31	16
Jimmy Powell at Tennessee Tech (1/13/73)	24	14
Tim Sisneros vs. Eastern Kentucky (1/22/73)	21	12
*Steve Peeler at UT Chattanooga (1/31/73)	11	10
*Steve Peeler at Western Kentucky (2/3/73)	22	10
Jimmy Powell vs. UT Chattanooga (2/15/73)	17	10
#Jimmy Powell vs. St. Bernard College (12/1/73)	14	13
*#George Sorrell vs. St. Bernard College (12/1/73)	23	21
#Tim Sisneros vs. St. Bernard College (12/1/73)	22	12
*George Sorrell vs. ULM (12/4/73)	15	14

#George Sorrell vs. Cal State-Sonoma (12/13/73)	14	15
#Tim Sisneros vs. Cal State-Sonoma (12/13/73)	17	13
George Sorrell vs. Tennessee State (12/28/73)	26	17
George Sorrell vs. UT Chattanooga (1/7/74)	16	20
\$Tim Sisneros vs. Buffalo State (1/9/74)	15	18
#Jimmy Powell vs. Tennessee Tech (1/12/74)	26	10
#\$Tim Sisneros vs. Tennessee Tech (1/12/74)	10	15
#George Sorrell vs. East Tennessee (1/14/74)	13	18
#\$Tim Sisneros vs. East Tennessee (1/14/74)	15	12
#Jimmy Powell vs. Austin Peay (1/26/74)	12	15
#Steve Peeler vs. Austin Peay (1/26/74)	20	10
\$George Sorrell at Murray State (1/28/74)	24	14
#\$George Sorrell vs. Western Kentucky (2/2/74)	25	16
#Tim Sisneros vs. Western Kentucky (2/2/74)	12	10
\$George Sorrell at UT Chattanooga (2/4/74)	20	13
#Tim Sisneros vs. Eastern Kentucky (2/16/74)	12	13
#Steve Peeler vs. Eastern Kentucky (2/16/74)	19	12
*George Sorrell vs. Morehead State (2/18/74)	20	18
*George Sorrell vs. Murray State (2/23/74)	29	13
#Tim Sisneros vs. Pennsylvania (11/29/74)	15	12
#George Sorrell vs. Pennsylvania (11/29/74)	23	13
#\$Sleepy Taylor vs. Ole Miss (11/30/74)	18	12
@George Sorrell vs. Ole Miss (11/30/74)	22	14
@George Sorrell vs. Wisconsin-Green Bay (12/5/74)	12	19
@George Sorrell at ULM (12/7/74)	19	19
@George Sorrell vs. Belmont (12/9/74)	15	17
George Sorrell at Vanderbilt (12/30/74)	12	12
Tim Sisneros vs. David Lipscomb (12/31/74)	21	11
#George Sorrell vs. Virginia Military (1/4/75)	21	14
#\$Sleepy Taylor vs. Virginia Military (1/4/75)	22	12
#Tim Sisneros vs. Virginia Military (1/4/75)	19	14
Steve Peeler at Tennessee State (1/7/75)	22	10
\$George Sorrell at East Tennessee (1/11/75)	23	11
#\$George Sorrell at Tennessee Tech (1/13/75)	13	19
#Steve Peeler at Tennessee Tech (1/13/75)	18	12
\$George Sorrell vs. Eastern Kentucky (1/18/75)	26	15
#\$Sleepy Taylor vs. Morehead State (1/20/75)	24	10
#\$Tim Sisneros vs. Morehead State (1/20/75)	20	12
#George Sorrell at Murray State (1/25/75)	23	10
#\$Tim Sisneros at Murray State (1/25/75)	17	11
##\$Sleepy Taylor vs. Austin Peay (1/27/75)	24	15
#\$Tim Sisneros vs. Austin Peay (1/27/75)	15	11
##&Steve Peeler at Western Kentucky (2/1/75)	28	11
##\$Sleepy Taylor at Western Kentucky (2/1/75)	20	10
#^George Sorrell at Western Kentucky (2/1/75)	17	11
##&Steve Peeler vs. Tennessee State (2/3/75)	10	12
#^George Sorrell vs. Tennessee State (2/3/75)	12	11
#^George Sorrell vs. Tennessee Tech (2/8/75)	10	16
#\$Sleepy Taylor vs. Tennessee Tech (2/8/75)	28	13
##&Steve Peeler vs. Tennessee Tech (2/8/75)	28	16
#^George Sorrell vs. East Tennessee (2/10/75)	17	20
##&Steve Peeler vs. East Tennessee (2/10/75)	18	11
#Jimmy Martin vs. East Tennessee (2/10/75)	13	12 a
#^George Sorrell at Morehead State (2/15/75)	15	14



- DOUBLE-DOUBLES -

#*Tim Sisneros at Morehead State (2/15/75)	22	14	Bob Martin vs. Tennessee Tech (1/14/78)	12	12
#^George Sorrell at Eastern Kentucky (2/17/75)	33	18	Bob Martin vs. Western Kentucky (1/28/78)	20	15
#*Tim Sisneros at Eastern Kentucky (2/17/75)	12	11	Greg Joyner vs. Georgia College (12/2/78)	16	12
^George Sorrell at Austin Peay (2/22/75)	24	16	#Leroy Coleman vs. Pikeville College (12/7/78)	23	10
#Tim Sisneros vs. Murray State (2/24/75)	24	10	#Greg Joyner vs. Pikeville College (12/7/78)	12	15
#*Jimmy Martin vs. Murray State (2/24/75)	17	11 a	Chris Harris vs. Central Arkansas (12/20/78)	15	11
#*George Sorrell vs. Western Kentucky (3/1/75)	10	18	&Greg Joyner vs. David Lipscomb (12/30/78)	27	10
#*Jimmy Martin vs. Western Kentucky (3/1/75)	17	10 a	&Greg Joyner vs. UNC-Asheville (1/2/79)	18	17
#*George Sorrell vs. Morehead State (3/7/75)	18	13	#&Greg Joyner vs. Morehead State (1/6/79)	28	15
#Sleepy Taylor vs. Morehead State (3/7/75)	12	10	#Leroy Coleman vs. Morehead State (1/6/79)	21	11
#*Tim Sisneros vs. Morehead State (3/7/75)	10	10	#Chris Harris vs. Morehead State (1/6/79)	22	17
*Tim Sisneros vs. Austin Peay (3/8/75)	12	13	&Greg Joyner vs. Eastern Kentucky (1/8/79)	19	11
George Sorrell vs. Oregon State (3/15/75)	23	17	Chris Harris at Tennessee Tech (1/13/79)	23	10
*Tim Sisneros vs. Sewanee (12/1/75)	29	10	Leroy Coleman at Eastern Kentucky (2/3/79)	22	13
*Tim Sisneros vs. Morris Harvey (12/4/75)	22	11	Greg Joyner vs. Mercer (2/8/79)	13	12
John Bonner vs. Rio Grande College (12/13/75)	15	11	Jimmy Riley vs. Mercer (2/8/79)	19	10
@Tim Sisneros vs. Army (12/20/75)	26	18	Leroy Coleman vs. Tennessee Tech (2/10/79)	13	10
@Tim Sisneros vs. Mercer (12/23/75)	25	12	Greg Joyner vs. Austin Peay (2/19/79)	12	13 a
@Tim Sisneros vs. Cal Poly State (12/29/75)	25	15	Greg Joyner vs. Eastern Kentucky (3/2/79)	26	10
@Tim Sisneros vs. Athens College (1/3/76)	21	15	Chris Harris vs. Eastern Kentucky (3/2/79)	20	11
@Tim Sisneros vs. UT Chattanooga (1/7/76)	16	11	Chris Harris vs. State Louis (11/30/79)	19	10
Tim Sisneros vs. Tennessee Tech (1/17/76)	18	11	&Jerry Beck at Mercer (12/15/79)	17	10
Tim Sisneros at Western Kentucky (2/7/76)	32	10	&Jerry Beck vs. Bluefield College (12/18/79)	27	16
#Tim Sisneros at Tennessee Tech (2/16/76)	27	10	&Jerry Beck vs. Rio Grande College (12/20/79)	19	12
#Lewis Mack at Tennessee Tech (2/16/76)	11	12 a	&Jerry Beck vs. Mercer (12/22/79)	24	18
#John Bonner vs. Eastern Kentucky (2/21/76)	13	12	Jerry Beck at Centenary (1/3/80)	14	15
#Tim Sisneros vs. Eastern Kentucky (2/21/76)	28	20	Jerry Beck vs. Austin Peay (1/17/80)	24	13
#Claude Taylor at Marshall (2/25/76)	19	10	Jerry Beck at Morehead State (1/26/80)	17	11
#*Tim Sisneros at Marshall (2/25/76)	37	14	Jerry Beck vs. Morehead State (2/2/80)	17	12
*Tim Sisneros vs. Murray State (2/28/76)	23	18	*Chris Harris at Tennessee Tech (2/7/80)	14	12
Bob Martin at UALR (12/1/76)	16	12	*Chris Harris at Akron (2/9/80)	21	13
Greg Joyner at Ballarmino College (12/21/76)	22	11	Jerry Beck vs. Murray State (2/14/80)	25	15
Bob Martin at Vanderbilt (12/29/76)	15	13	*Jerry Beck at Western Carolina (11/29/80)	17	13
#Bob Martin vs. Culver-Stockton (1/5/77)	20	13	*Jerry Beck vs. UT Chattanooga (12/1/80)	20	15
#Lewis Mack vs. Culver-Stockton (1/5/77)	10	10 a	Jerry Beck vs. Westmar College (12/20/80)	34	15
Bob Martin at Tennessee Tech (1/10/77)	13	14	*Jerry Beck vs. Tennessee State (12/30/80)	18	13
#Greg Joyner vs. Morehead State (1/17/77)	20	15	*Jerry Beck vs. Morehead State (1/3/81)	17	12
#Bob Martin vs. Morehead State (1/17/77)	12	12	Jerry Beck at Akron (1/10/81)	13	10
Lewis Mack at UT Chattanooga (1/31/77)	11	12 a	\$Jerry Beck vs. Western Carolina (1/24/81)	16	13
#*Greg Joyner vs. Marshall (2/3/77)	16	12	\$Jerry Beck at Morehead State (1/29/81)	17	11
#\$Bob Martin vs. Marshall (2/3/77)	17	15	\$Jerry Beck at Eastern Kentucky (1/31/81)	20	10
#*Greg Joyner vs. Tennessee Tech (2/5/77)	25	13	Jerry Beck vs. Akron (2/7/81)	27	13
#\$Bob Martin vs. Tennessee Tech (2/5/77)	15	14	Jerry Beck vs. Murray State (2/12/81)	17	12
\$Bob Martin vs. East Tennessee State (2/7/77)	18	14	&Jerry Beck vs. Western Kentucky (2/19/81)	17	13
Greg Joyner at Austin Peay (2/19/77)	22	13	#&Jerry Beck at UT Chattanooga (2/21/81)	16	10
Greg Joyner vs. Detroit (3/13/77)	23	15	#Rick Campbell at UT Chattanooga (2/21/81)	20	10 a
*Bob Martin at Oral Roberts (11/28/77)	14	12	&Jerry Beck vs. Oral Roberts (2/25/81)	20	15
*Bob Martin vs. Athens College (12/1/77)	14	11	&Jerry Beck vs. Murray State (3/6/81)	14	11
#Greg Joyner at Ole Miss (12/12/77)	10	10	Chris Harris vs. South Alabama (12/3/81)	11	10
#Bob Martin at Ole Miss (12/12/77)	11	11	*Jerry Beck at Eastern Kentucky (12/12/81)	12	12
#*Bob Martin vs. Urbana College (1/4/78)	15	11	*Jerry Beck vs. Georgia State (12/17/81)	11	17
#Claude Taylor vs. Urbana College (1/4/78)	12	10	Jerry Beck vs. Detroit (12/30/81)	22	14
*Bob Martin at Morehead State (1/7/78)	12	13	*Jerry Beck vs. Akron (1/7/82)	28	13
Greg Joyner at Eastern Kentucky (1/9/78)	26	10	*Jerry Beck vs. Youngstown State (1/9/82)	17	15





- DOUBLE-DOUBLES -

Jerry Beck at Tennessee State (1/16/82)	22	12	#Dwayne Rainey vs. Murray State (1/11/86)	10	10
*Jerry Beck at Oral Roberts (1/27/82)	28	12	Lee Campbell vs. Alabama State (1/15/86)	17	12
*Jerry Beck at Tennessee Tech (1/31/82)	20	10	Kerry Hammonds at Eastern Kentucky (1/20/86)	12	11
Chris Harris at Youngstown State (2/6/82)	11	10	Lee Campbell vs. Youngstown State (1/25/86)	13	14
&Jerry Beck vs. Western Kentucky (2/13/82)	26	13	*Kerry Hammonds vs. Akron (1/27/86)	17	12
&Jerry Beck at Murray State (2/18/82)	20	11	*Kerry Hammonds at Tennessee State (2/1/86)	17	14
&Jerry Beck at Austin Peay (2/20/82)	19	12	#Duane Washington at Murray State (2/17/86)	10	12 a
&Jerry Beck vs. Morehead State (2/25/82)	10	15	#Lee Campbell at Murray State (2/17/86)	16	15
Jerry Beck vs. Murray State (3/5/82)	19	11	Lee Campbell vs. Tennessee State (2/26/86)	22	11
Jerry Beck vs. 15 Kentucky (3/11/82)	14	10	Kerry Hammonds vs. Eastern Kentucky (3/3/86)	20	12
Doug Lipscomb at South Alabama (12/4/82)	15	11	Lee Campbell vs. Murray State (3/7/86)	24	15
Wardell Perry vs. Western Kentucky (12/8/82)	10	15	*Dwayne Rainey at Armstrong State (11/28/86)	11	10
Doug Lipscomb at Morehead State (12/17/82)	20	13	*Dwayne Rainey at Old Dominion (12/2/86)	23	11
Doug Lipscomb at Tennessee Tech (1/15/83)	18	14	Duane Washington vs. Cumberland (12/11/86)	10	12
##Doug Lipscomb vs. Georgia State (2/1/83)	14	11	\$Dwayne Rainey vs. McNeese State (12/15/86)	27	17
#Raleigh Choice vs. Georgia State (2/1/83)	17	10	\$Dwayne Rainey vs. Lincoln Memorial (12/17/86)	21	15
*Doug Lipscomb at Akron (2/4/83)	34	14	\$Dwayne Rainey at Marshall (12/20/86)	14	10
#Doug Lipscomb vs. Eastern Kentucky (3/5/83)	13	10	Randy Henry vs. UALR (12/22/86)	18	10
#Raleigh Choice vs. Eastern Kentucky (3/5/83)	10	11	Dwayne Rainey vs. Michigan (12/29/86)	13	13
LaRae Davis vs. Georgia State (11/26/83)	22	10	Dwayne Rainey at Austin Peay (1/12/87)	19	14
*Russell Smith at Tennessee State (12/3/83)	11	14	Kerry Hammonds vs. Morehead State (1/17/87)	17	10
##Doug Lipscomb at Tennessee State (12/3/83)	14	11	Duane Washington vs. Eastern Kentucky (1/19/87)	15	16 a
*Doug Lipscomb vs. Urbana (12/5/83)	18	12	Randy Henry at Youngstown State (1/24/87)	14	10
Raleigh Choice vs. Austin Peay (12/17/83)	18	14	Randy Henry at Tennessee State (1/31/87)	10	10
Doug Lipscomb vs. Georgia College (1/2/84)	11	13	Dwayne Rainey vs. Tennessee Tech (2/2/87)	21	11
*Russell Smith at Tennessee Tech (1/7/84)	17	11	Duane Washington vs. Akron (2/7/87)	14	11 a
*Russell Smith at Morehead State (1/12/84)	14	11	Randy Henry at Morehead State (2/23/87)	27	11
\$Doug Lipscomb vs. Youngstown State (1/19/84)	24	13	Kerry Hammonds vs. Tennessee State (2/26/87)	20	11
\$Doug Lipscomb vs. Akron (1/21/84)	15	14	#Randy Henry vs. Virginia Tech (11/21/87)	12	13
#\$Doug Lipscomb vs. Austin Peay (1/26/84)	11	10	#Dwayne Rainey vs. Virginia Tech (11/21/87)	10	11
#Raleigh Choice vs. Austin Peay (1/26/84)	12	10	Chris Ingram vs. Cumberland (12/2/87)	12	11
Russell Smith vs. Tennessee State (2/2/84)	25	14	Dwayne Rainey at McNeese State (12/5/87)	20	12
Doug Lipscomb vs. Morehead State (2/16/84)	15	12	#Tyrus Baynham vs. UT Chattanooga (12/12/87)	20	10
*Doug Lipscomb at Akron (2/25/84)	15	11	#Dwayne Rainey vs. UT Chattanooga (12/12/87)	16	12
#Raleigh Choice at Akron (2/25/84)	12	12	##Chris Rainey vs. UT-Chattanooga (12/12/87)	19	10 a
Kerry Hammonds at UT-Chattanooga (12/1/84)	20	11	*Chris Rainey vs. Louisiana Tech (12/15/87)	11	11 a
#Lonnie Thompson vs. Miles College (12/8/84)	21	13	Randy Henry vs. UNC Charlotte (12/18/87)	21	19
#Kerry Hammonds vs. Miles College (12/8/84)	24	14	Tyrus Baynham vs. Kennesaw (1/2/88)	11	11 a
*Kerry Hammonds vs. Urbana (12/19/84)	12	11	*Dwayne Rainey at Louisiana Tech (1/7/88)	14	13 a
#Kim Cooksey vs. Urbana (12/19/84)	22	10	*Dwayne Rainey vs. Akron (1/11/88)	24	16
Kerry Hammonds at Youngstown State (1/19/85)	12	16	Dwayne Rainey vs. Austin Peay (1/25/88)	12	11
Russell Smith at Murray State (1/28/85)	15	14	Randy Henry at Tennessee State (2/5/88)	24	11
Lonnie Thompson at Georgia Southern (1/30/85)	19	12	Dwayne Rainey vs. Eastern Kentucky (2/12/88)	10	11
*Kerry Hammonds vs. Tennessee State (2/7/85)	17	13	Dwayne Rainey vs. Tennessee State (2/20/88)	11	10
*Kerry Hammonds vs. Austin Peay (2/9/85)	18	10	#Randy Henry vs. Youngstown State (2/22/88)	19	12
Billy Miller vs. Murray State (2/11/85)	13	11	#Tyrus Baynham vs. Youngstown State (2/22/88)	12	10 a
James Johnson vs. Akron (2/25/85)	10	10	Dwayne Rainey at Austin Peay (2/27/88)	18	12
Dwayne Rainey vs. Minnesota (11/23/85)	18	12	Dwayne Rainey at Tennessee Tech (3/3/88)	14	12
Kerry Hammonds vs. South Carolina (11/29/85)	12	10	*Randy Henry vs. Youngstown State (3/7/88)	17	13
Kerry Hammonds at Western Kentucky (12/9/85)	12	12	##Randy Henry vs. Austin Peay (3/11/88)	14	11
Lee Campbell at Missouri (12/11/85)	17	10	*Dwayne Rainey vs. Austin Peay (3/11/88)	17	12
Kerry Hammonds vs. Transylvania (12/21/85)	19	13	*Randy Henry vs. Georgia (3/22/88)	18	12
#Lee Campbell vs. Murray State (1/11/86)	23	10	*Randy Henry vs. Boston College (3/26/88)	34	12
#James Johnson vs. Murray State (1/11/86)	10	11 a	Kerry Hammonds at Wright State (12/3/88)	24	12



- DOUBLE-DOUBLES -

#Kevin Wallace vs. Tennessee Wesleyan (12/8/88)	28	10	#&Warren Kidd vs. Austin Peay (1/12/91)	14	13
*Kerry Hammonds vs. Tennessee Wesleyan (12/8/88)	17	11	&Warren Kidd vs. Murray State (1/14/91)	10	10
*Kerry Hammonds vs. Alabama State (12/10/88)	24	15	&Warren Kidd at Eastern Kentucky (1/19/91)	10	10
*Kerry Hammonds vs. Louisiana Tech (12/20/88)	24	11	Jeff Clifton vs. Tennessee Tech (1/26/91)	18	12
#Randy Henry vs. Arkansas State (12/22/88)	27	13	\$Warren Kidd vs. Tennessee State (1/28/91)	15	17
*Kerry Hammonds vs. Arkansas State (12/22/88)	21	12	\$Warren Kidd vs. South Carolina State (1/30/91)	19	15
Gerald Harris vs. Colorado (12/30/88)	10	11	\$Warren Kidd at FIU (2/2/91)	22	14
*Kerry Hammonds at Alabama State (1/4/89)	24	13	Chris Ingram at Grambling (2/6/91)	10	10
#Gerald Harris vs. Akron (1/7/89)	15	10	Warren Kidd at Tennessee State (2/9/91)	15	14
*Kerry Hammonds vs. Akron (1/7/89)	29	10	Robert Taylor at Tennessee Tech (2/11/91)	24	10
!Kerry Hammonds at Tennessee Tech (1/16/89)	18	11	*Warren Kidd vs. Morehead State (2/16/91)	18	11
#!Kerry Hammonds vs. Eastern Kentucky (1/21/89)	18	17	*Warren Kidd vs. Eastern Kentucky (2/18/91)	13	15
#Randy Henry vs. Eastern Kentucky (1/21/89)	24	10	#Quincy Vance at Austin Peay (2/25/91)	23	13
!Kerry Hammonds vs. Morehead State (1/23/89)	17	16	#&Warren Kidd at Austin Peay (2/25/91)	21	20
!Kerry Hammonds at Austin Peay (1/28/89)	10	21	&Warren Kidd at Austin Peay (3/2/91)	13	18
!Kerry Hammonds at Murray State (1/30/89)	14	18	&Warren Kidd vs. Eastern Kentucky (3/6/91)	20	20
#!Kerry Hammonds at Tennessee State (2/4/89)	18	10	&Warren Kidd at Murray State (3/7/91)	10	11
*Randy Henry at Tennessee State (2/4/89)	26	11	Warren Kidd at Tennessee (12/5/91)	18	10
*Randy Henry vs. Wright State (2/8/89)	26	11	Quincy Vance at Mississippi Valley State (12/7/91)	16	14
Kerry Hammonds vs. Austin Peay (2/13/89)	18	11	*Warren Kidd at Murray State (12/14/91)	14	10
Kerry Hammonds at Eastern Kentucky (2/20/89)	11	13	*Warren Kidd vs. South Alabama (12/20/91)	20	11
Chris Rainey vs. Tennessee Tech (2/25/89)	19	13	Warren Kidd vs. Oral Roberts (1/2/92)	16	12
*Kerry Hammonds vs. Austin Peay (3/9/89)	17	16	Warren Kidd vs. Austin Peay (1/13/92)	21	15
*Kerry Hammonds vs. 16 Florida State (3/16/89)	11	13	&Warren Kidd at Tennessee Tech (1/20/92)	22	18
#Randy Henry vs. 16 Florida State (3/16/89)	26	10	&Warren Kidd vs. Morehead State (1/25/92)	19	14
*Kerry Hammonds vs. Virginia (3/18/89)	22	15	&Warren Kidd vs. Eastern Kentucky (1/27/92)	12	12
Chris Ingram vs. Tusculum College (11/30/89)	19	12	&#Warren Kidd vs. Murray State (2/1/92)	10	10
Kevin Wallace at Louisiana Tech (12/9/89)	10	11	*Quincy Vance vs. Murray State (2/1/92)	22	11
Quincy Vance vs. Kennesaw (12/16/89)	15	10	*Quincy Vance at Eastern Kentucky (2/8/92)	16	10
Chris Ingram vs. Cleveland State (12/18/89)	11	11	Warren Kidd at Morehead State (2/10/92)	25	17
Quincy Vance vs. Alcorn State (12/23/89)	13	14	#Kelvin Hammonds vs. Tennessee State (2/17/92)	11	10
Kevin Wallace vs. Northeast Louisiana (12/30/89)	21	14	*#Warren Kidd vs. Tennessee State (2/17/92)	19	15
David Clark at Morehead State (1/26/90)	11	10	*Warren Kidd at Austin Peay (2/22/92)	22	18
*#Kevin Wallace at Tennessee Tech (2/3/90)	14	10	Quincy Vance at Southeast Missouri St. (2/24/92)	14	10
*#Quincy Vance at Tennessee Tech (2/3/90)	10	12	*Warren Kidd at College of Charleston (2/29/92)	15	19
*#Kevin Wallace vs. Akron (2/5/90)	26	11	*Warren Kidd vs. Arkansas State (3/3/92)	13	12
*#Quincy Vance vs. Akron (2/5/90)	13	10	Warren Kidd vs. Livingston State (12/1/92)	23	16
Chris Ingram vs. Morehead State (2/12/90)	17	10	\$Warren Kidd vs. Colorado (12/5/92)	18	12
#Kevin Wallace at Austin Peay (2/17/90)	16	11	\$Warren Kidd at Minnesota (12/12/92)	17	18
#Quincy Vance at Austin Peay (2/17/90)	32	11	\$Warren Kidd at Oral Roberts (12/21/92)	17	13
Quincy Vance vs. Alabama State (2/22/90)	16	19	\$Warren Kidd vs. Southern Univ (1/2/93)	19	18
Chris Ingram vs. Tennessee State (2/24/90)	20	10	\$Warren Kidd at UMKC (1/4/93)	23	16
\$Warren Kidd vs. Mississippi Valley St. (11/23/90)	18	21	\$Warren Kidd vs. Morehead State (1/9/93)	12	17
\$#Warren Kidd vs. Kennesaw (11/26/90)	22	10	\$Warren Kidd vs. Tennessee State (1/13/93)	12	18
*Greg Christian vs. Kennesaw (11/26/90)	13	14 a	\$Warren Kidd at UT-Martin (1/18/93)	20	16
\$Warren Kidd at South Carolina State (11/29/90)	15	16	\$Warren Kidd at Tennessee Tech (1/23/93)	21	16
Jeff Clifton vs. Grambling (12/4/90)	21	10	@Warren Kidd at SE Missouri State (1/30/93)	10	17
Warren Kidd at Memphis State (12/8/90)	18	10	@Warren Kidd at Murray State (2/1/93)	12	18
*Warren Kidd at Alcorn State (12/15/90)	10	11	@Warren Kidd vs. Oral Roberts (2/6/93)	25	19
*Warren Kidd vs. Georgia Southern (12/20/90)	20	16	@Warren Kidd vs. UT Martin (2/8/93)	12	17
\$Quincy Vance vs. Samford (12/29/90)	14	10	@Warren Kidd at Tennessee State (2/11/93)	25	10
#Quincy Vance vs. FIU (1/7/91)	27	13	*Warren Kidd vs. Tennessee Tech (2/15/93)	20	18
#&Warren Kidd vs. FIU (1/7/91)	13	17	*Warren Kidd at Morehead State (2/20/93)	11	13
#Quincy Vance vs. Austin Peay (1/12/91)	14	16	*Warren Kidd vs. Southeast Missouri St. (2/27/93)	19	20





- DOUBLE-DOUBLES -

*Warren Kidd vs. Murray State (3/1/93)	22	19	*William Pippen vs. Western Kentucky (1/4/03)	21	10
Brent Secrest vs. Ala.-Huntsville (12/11/93)	10	10	*William Pippen at Arkansas State (1/8/03)	13	11
Bobby Clark at Southern Univ. (1/6/94)	11	12	Tommy Gunn at Louisiana (1/25/03)	18	11
Milton Dean vs. Tennessee Tech (1/29/94)	23	13	William Pippen vs. IP-Ft. Wayne (1/28/03)	23	12
Chad Wampler vs. Morehead State (2/26/94)	10	11	William Pippen vs. Arkansas State (2/13/03)	19	10
#Roni Bailey vs. Valdosta State (12/10/94)	15	10	Kyle Young vs. Tennessee Wesleyan (12/13/03)	10	11
#Shawn Driskill vs. Valdosta State (12/10/94)	10	11	Michael Cuffee vs. Western Kentucky (2/26/04)	16	12
David Washington vs. Tennessee Tech (1/28/95)	15	13	Tommy Gunn vs. FIU (3/1/04)	12	10
#Roni Bailey vs. Tennessee State (2/18/95)	16	11	#Michael Cuffee vs. Tennessee Wesleyan (12/2/04)	11	14
#Bobby Clark vs. Tennessee State (2/18/95)	10	14	#*Marcus Morrison vs. Tennessee Wesleyan (12/2/04)	15	10
#Roni Bailey at Southern Univ. (2/22/95)	13	12	*Marcus Morrison vs. Tennessee State (12/5/04)	16	11
#Paul Washington at Southern Univ. (2/22/95)	19	10	Michael Cuffee vs. Auburn (12/21/04)	12	13
Paul Washington at Morehead State (2/25/95)	16	11	Steve Thomas vs. VCU (1/2/05)	15	10
Tim Gaither at Eastern Kentucky (2/27/95)	20	10 a	#Marcus Morrison at Arkansas State (1/13/05)	10	11
Aylton Tesch at Texas Christian (11/30/95)	15	13	#*Michael Cuffee at Arkansas State (1/13/05)	24	10
Roni Bailey vs. New Orleans (12/16/95)	13	11	*Michael Cuffee at UALR (1/15/05)	15	10
\$Aylton Tesch vs. Wisconsin-Parkside (1/2/96)	10	10	*Steve Thomas at New Mexico State (1/27/05)	11	10
\$Aylton Tesch vs. Austin Peay (1/6/96)	20	16	*Steve Thomas at Louisiana (1/29/05)	19	10
\$Aylton Tesch at Tennessee Tech (1/11/96)	20	12	Steve Thomas vs. Arkansas State (2/17/05)	11	10
Aylton Tesch at Morehead State (1/20/96)	16	10	Steve Thomas at Western Kentucky (2/24/05)	20	11
Aylton Tesch vs. Southern University (1/24/96)	16	12	Michael Cuffee at FIU (2/28/05)	19	10
Aylton Tesch vs. Murray State (1/29/96)	13	10	Steve Thomas vs. New Mexico State (3/4/05)	17	17
*Aylton Tesch vs. Morehead State (2/19/96)	17	11	Kyle Young at Indiana State (11/26/05)	13	11
*Aylton Tesch at Murray State (2/24/96)	12	10	Marcus Morrison vs. Freed-Hardeman (12/18/05)	20	10
Roni Bailey vs. Montreat College (11/27/96)	19	10	Kyle Young at No. 10 Louisville (12/20/05)	10	12
Roni Bailey vs. Murray State (12/2/96)	22	10	Marcus Morrison at Tennessee State (12/31/05)	15	11
Roni Bailey at Murray State (1/25/97)	22	10	Marcus Morrison vs. Arkansas State (1/12/06)	14	13
Richard Duncan vs. SE Missouri State (2/25/97)	13	10 a	Tim Blue vs. South Dakota State (2/13/06)	20	11
#Aylton Tesch at Tennessee Tech (12/6/97)	10	11	Tim Blue vs. Indiana State (11/30/06)	14	11
#Mantia Callender at Tennessee Tech (12/6/97)	13	11	Kevin Kanaskie at Florida Atlantic (1/10/07)	19	12
Aylton Tesch vs. Carson-Newman (12/18/97)	15	12	Kevin Kanaskie vs. Louisiana (1/27/07)	18	13
*Aylton Tesch vs. Murray State (1/3/98)	16	16	Theryn Hudson vs. Denver (2/1/07)	10	10
*Aylton Tesch vs. UT-Martin (1/5/98)	11	11	Desmond Yates at ULM (1/24/08)	12	10
*Aylton Tesch at Eastern Kentucky (1/22/98)	17	10	Desmond Yates at Louisiana (1/31/08)	17	11
*Aylton Tesch at Morehead State (1/24/98)	17	12	Desmond Yates at FIU (2/9/08)	12	10
*Aylton Tesch at UT-Martin (1/31/98)	13	11	Kevin Kanaskie vs. Trevecca (11/14/08)	22	11
*Aylton Tesch vs. Eastern Illinois (2/5/98)	34	14	Desmond Yates vs. Troy (12/11/08)	27	13
Mantia Callender vs. SE Missouri State (2/7/98)	11	14	Montarrio Haddock vs. Arkansas State (1/22/09)	17	12
Aylton Tesch vs. Eastern Kentucky (2/19/98)	12	11	Demetrius Green vs. ULM (1/31/09)	15	11
Mantia Callender vs. Morehead State (2/21/98)	10	13	Montarrio Haddock at Troy (2/12/09)	19	12
Aylton Tesch vs. Eastern Kentucky (2/24/98)	10	11	Eric Allen at Florida Atlantic (2/21/09)	17	11
*Lee Nosse vs. Austin Peay (2/13/99)	25	11	Montarrio Haddock vs. SIU Edwardsville (12/13/09)	18	11
*Lee Nosse at Morehead State (2/18/99)	16	10	Montarrio Haddock vs. FIU (1/14/10)	23	10
Richard Duncan at Eastern Kentucky (2/20/99)	13	12 s	Kyle Hunt vs. Tennessee Temple (11/12/10)	17	12
Bryant Mitchell vs. St. Francis (11/17/00)	12	11	JT Sulton at SIUE (12/4/10)	13	11
Iiro Tennngren vs. Rice (12/4/01)	15	11	Shawn Jones vs. Furman (12/12/10)	13	10
Lee Nosse vs. Tennessee State (12/8/01)	17	12	Trevor Ottley at FIU (1/29/11)	10	12
Lee Nosse at New Orleans (12/30/01)	12	10	Trevor Ottley at Troy (2/17/11)	16	12
Lee Nosse vs. New Mexico State (1/10/02)	19	15	JT Sulton vs. UALR (3/7/11)	21	11
Lee Nosse at IP-Ft. Wayne (1/31/02)	22	11	JT Sulton at Loyola Marymount (11/13/11)	11	13
Lee Nosse vs. UT-Pan American (2/4/02)	25	12	LaRon Dendy at UCLA (11/15/11)	16	13
Napoleon Rhodes at UNC Greensboro (11/30/02)	16	20	Marcos Knight vs. Belmont (11/20/11)	17	11
John Humphrey vs. Tennessee Tech (12/4/02)	14	12	#LaRon Dendy vs. Akron (12/4/11)	19	11
William Pippen vs. IUPUI (12/7/02)	18	10	#JT Sulton vs. Akron (12/4/11)	16	11



- DOUBLE-DOUBLES -

LaRon Dendy vs. FIU (12/29/11)	11	10	*JaCorey Williams vs. Charlotte (02/11/17)	21	10
*LaRon Dendy vs. South Alabama (12/31/11)	21	11	#Reggie Upshaw at WKU (02/16/17)	19	11
LaRon Dendy vs. WKU (2/9/12)	26	14	##*JaCorey Williams at WKU (02/16/17)	20	10
LaRon Dendy vs. Florida Atlantic (2/18/12)	20	10	Reggie Upshaw vs. Florida Atlantic (03/04/17)	11	10
LaRon Dendy vs. Marshall (3/13/12)	18	13	Tyrik Dixon vs. FGCU (11/21/17)	12	10
Bruce Massey at Tennessee (3/19/12)	20	10	Nick King at FGCU (12/2/17)	32	11
Shawn Jones vs. UCF (11/20/12)	18	13	Nick King vs. USC (12/23/17)	28	11
Shawn Jones vs. Texas Southern (11/24/12)	21	12	\$Nick King at FIU (1/4/18)	17	10
Shawn Jones vs. FIU (12/29/12)	15	13	\$Nick King at Florida Atlantic (1/6/18)	16	11
Marcos Knight vs. Arkansas State (2/7/13)	15	11	\$Nick King vs. LA Tech (1/11/18)	22	10
Marcos Knight vs. FIU (3/10/13)	13	11	Brandon Walters vs. UTEP (1/27/18)	17	12
Reggie Upshaw vs. North Florida (11/13/13)	12	10	*Nick King at Old Dominion (2/1/18)	17	11
*Shawn Jones vs. Akron (11/16/13)	24	12	*Nick King at Charlotte (2/3/18)	24	12
*Shawn Jones vs. UALR (11/18/13)	19	12	\$Nick King vs. North Texas (2/10/18)	32	11
Jacquez Rozier at Murray State (11/26/13)	12	10	\$Nick King at Southern Miss (2/15/18)	20	11
Shawn Jones vs. Belmont (12/03/13)	21	11	#\$Nick King at LA Tech (2/17/18)	25	10
Shawn Jones at Ole Miss (12/14/13)	18	15	#Brandon Walters at LA Tech (2/17/18)	11	11
Shawn Jones vs. Maine (N) (12/29/13)	16	20	Brandon Walters vs. WKU (3/1/18)	17	11
Shawn Jones at Tennessee State (01/07/14)	14	11	Nick King vs. Vermont (3/13/18)	16	12
*Shawn Jones vs. East Carolina (01/30/14)	22	11	*Reggie Scurry vs. Lees-McRae (11/6/18)	19	11
*Shawn Jones vs. Old Dominion (02/01/14)	20	10	#Karl Gamble vs. Milligan (11/9/18)	16	12
Shawn Jones vs. Tulane (02/13/14)	17	10	##*Reggie Scurry vs. Milligan (11/9/18)	13	12
Shawn Jones at UAB (03/06/14)	16	18	Karl Gamble vs. FIU (1/3/19)	12	11
Neiko Hunter vs. Tulsa (03/14/14)	19	10	Reggie Scurry at Rice (1/24/19)	22	12
Jacquez Rozier vs. Murray St. (11/18/14)	15	11	Reggie Scurry at UAB (2/2/19)	17	10
Reggie Upshaw vs. Northern Arizona (11/25/14)	12	11	Karl Gamble at Marshall (2/16/19)	11	10
Reggie Upshaw at UTEP (01/31/15)	15	11	Karl Gamble vs. UAB (3/9/19)	18	13
Reggie Upshaw at Rice (02/12/15)	13	13	Jo'Vontae Millner vs. Maryville (11/5/19)	15	13
Reggie Upshaw at FAU (03/07/15)	20	11	Eli Lawrence vs. Mars Hill (11/13/19)	13	10
Reggie Upshaw vs. VCU (12/02/15)	15	12	Jo'Vontae Millner vs. Rice (2/8/20)	13	12
Giddy Potts vs. South Alabama (12/05/15)	17	14	Jo'Vontae Millner vs. UAB (1/28/21)	11	11
Reggie Upshaw vs. Auburn (12/12/15)	21	13			
Reggie Upshaw at Georgia State (12/22/15)	18	10	# Same game		
Reggie Upshaw vs. Trevecca (12/30/15)	32	12	* Back to back games		
Reggie Upshaw vs. UTEP (01/07/16)	12	12	\$ Three games in a row		
#Perrin Buford vs. North Texas (01/21/16)	16	11	& Four games in a row		
#Reggie Upshaw vs. North Texas (01/21/16)	15	10	@ Five games in a row		
Reggie Upshaw at WKU (01/30/16)	11	10	! Six Games in a row		
Reggie Upshaw at LA Tech (02/11/16)	13	12	^ Seven games in a row		
Giddy Potts vs. WKU (02/25/16)	19	12			
Perrin Buford at Florida Atlantic (03/03/16)	18	11			
Reggie Upshaw at FIU (03/05/16)	22	13			
Reggie Upshaw vs. Milligan (11/11/16)	21	13			
JaCorey Williams vs. Evansville (11/27/16)	25	10			
Reggie Upshaw at Ole Miss (11/30/16)	15	10			
\$JaCorey Williams vs. Vanderbilt (12/08/16)	13	10			
\$JaCorey Williams at Belmont (12/14/16)	18	11			
\$JaCorey Williams at VCU (12/17/16)	17	14			
*JaCorey Williams at North Texas (01/07/17)	16	10			
*JaCorey Williams vs. Marshall (01/12/17)	16	11			
Reggie Upshaw vs. WKU (01/14/17)	19	10			
\$JaCorey Williams vs. LA Tech (01/28/17)	19	11			
\$JaCorey Williams at UTSA (02/02/17)	17	11			
\$JaCorey Williams at UTEP (02/04/17)	24	10			





- OVERTIME GAMES -

SINGLE OT

Opponent/Date

vs. Austin Peay (1955-56)
 vs. Lipscomb (1955-56)
 at Tennessee Tech (1/12/57)
 at Lipscomb (2/2/57)
 at Austin Peay (12/13/57)
 at Tennessee Tech (2/15/58)
 vs. Austin Peay (12/15/60)
 vs. Centenary (12/30/60)
 vs. Lipscomb (1/12/61)
 vs. Stetson (12/1/61)
 vs. East Tennessee (1/6/62)
 vs. Tennessee Tech (2/19/62)
 at Florence State (12/3/62)
 vs. Eastern Kentucky (2/20/63)
 vs. Tennessee Tech (1/27/64)
 vs. UT Martin (12/3/64)
 at Murray State (2/24/65)
 vs. Chattanooga (12/12/66)
 vs. Murray State (1/18/67)
 at Oglethorpe (12/30/67)
 vs. Morehead State (1/11/68)
 vs. Austin Peay (1/26/74)
 vs. Chattanooga (12/18/76)
 at Mercer (1/3/77)
 vs. Tennessee Tech (2/5/77)
 vs. Eastern Kentucky (2/4/78)
 vs. Morehead State
 at Western Kentucky (1/19/79)
 vs. Mercer (2/8/79)
 vs. Tennessee Tech (2/10/79)
 vs. Austin Peay (2/19/79)
 vs. South Alabama (12/3/81)
 vs. Samford (12/21/81)
 vs. Detroit (12/30/81)
 at Tennessee State (1/16/82)
 vs. Murray State (3/5/82)
 vs. Akron (1/21/84)
 vs. Georgia College (11/23/84)
 at Tennessee State (2/13/85)
 at Eastern Kentucky (2/18/85)
 at Tennessee Tech (1/6/86)
 at UAB (12/30/86)
 vs. Youngstown State (2/9/87)
 vs. Tennessee Tech (1/13/88)
 vs. Colorado (12/30/88)
 vs. Austin Peay (2/13/89)
 vs. Cleveland State (12/18/89)
 vs. Georgia Southern (12/20/90)
 at Tennessee Tech (1/20/92)
 vs. Southern (1/2/93)
 vs. Southeast Missouri (2/27/93)
 vs. Murray State (3/1/93)
 at Texas Christian (12/7/93)
 at Tennessee-Martin (2/3/94)
 vs. Vanderbilt (2/1/95)
 vs. Tennessee State (2/18/95)
 at Southern (2/22/95)

Result

L, 81-85
 L, 75-76
 W, 85-80
 W, 75-73
 W, 78-74
 L, 69-73
 W, 83-79
 L, 67-76
 L, 66-68
 W, 77-76
 W, 58-55
 L, 63-64
 W, 86-77
 W, 78-71
 L, 57-61
 W, 94-89
 L, 89-91
 L, 105-107
 L, 93-96
 W, 77-75
 W, 93-88
 W, 90-87
 L, 73-75
 W, 59-55
 W, 98-91
 W, 74-73
 W, 99-97
 L, 70-72
 L, 61-64
 L, 72-76
 W, 58-56
 W, 71-69
 W, 67-63
 W, 64-62
 W, 70-68
 W, 56-54
 W, 52-50
 W, 65-63
 W, 70-65
 L, 67-69
 W, 79-77
 L, 91-93
 W, 88-79
 W, 69-67
 W, 107-105
 W, 111-105
 L, 65-67
 W, 80-76
 L, 90-99
 W, 70-69
 L, 63-67
 W, 79-74
 L, 56-65
 L, 64-70
 W, 93-90
 W, 77-76
 W, 65-63

at Eastern Kentucky (2/27/95)
 vs. Tennessee Tech (2/15/96)
 vs. Murray State (1/3/98)
 at Austin Peay (2/12/98)
 at Tennessee Tech (1/12/99)
 vs. Tennessee-Martin (1/28/99)
 at Rice (12/4/00)
 vs. New Orleans (3/2/01)
 at Austin Peay (12/21/02)
 at UALR (1/11/03)
 vs. Arkansas State (1/15/04)
 at New Orleans (2/24/04)
 vs. Delaware (12/22/04)
 at Western Kentucky (2/24/05)
 at Indiana State (11/26/05)
 vs. South Dakota State (2/13/06)
 vs. Toledo (11/18/06)
 at Austin Peay (12/20/06)
 vs. South Alabama (3/4/07)
 vs. Belmont (12/12/07)
 vs. New Orleans (1/19/08)
 at Arkansas State (2/4/08)
 at North Texas (12/31/08)
 at SIUE (12/4/10)
 at Louisiana (1/8/11)
 at Troy (2/17/11)
 at Akron (12/2/12)
 at Arkansas State (1/3/13)
 vs. Maine (12/29/13)
 vs. UAB (1/11/14)
 at South Alabama (12/6/14)
 vs. Old Dominion (1/22/15)
 vs. Auburn (12/12/15)
 vs. Toledo (11/26/16)
 at FIU (1/4/18)
 vs. Southern Miss (3/8/18)
 at Florida Atlantic (1/16/20)
 vs. Southern Miss (3/7/20)

W, 82-78
 L, 71-77
 W, 76-71
 L, 69-73
 L, 69-75
 W, 80-78
 W, 77-73
 L, 61-66
 L, 71-79
 L, 62-71
 W, 92-86
 W, 78-75
 W, 73-69
 L, 83-85
 L, 79-85
 W, 89-82
 L, 69-75
 L, 63-64
 W, 63-60
 W, 86-80
 L, 75-82
 W, 89-86
 W, 89-80
 W, 73-64
 W, 93-91
 L, 65-69
 L, 82-77
 L, 66-60
 L, 89-85
 W, 89-84
 W, 68-67
 W, 68-58
 W, 88-81
 W, 73-70
 W, 71-66
 L, 68-71
 L, 94-97
 W, 65-62

DOUBLE OT

Opponent/Date

vs. Eastern Kentucky (1/13/69)
 at Tennessee Tech (3/3/88)
 vs. Arkansas State (12/22/88)
 at Belmont (12/7/10)
 vs. Belmont (11/20/11)
 at Rice (2/12/15)

Result

L, 89-90
 W, 92-89
 W, 93-92
 L, 87-88
 L, 84-87
 L, 68-71

TRIPLE OT

Opponent/Date

at Western Kentucky (2/21/80)
 vs. New Mexico State (1/10/02)
 at UAB (2/28/15)

Result

L, 79-81
 L, 88-94
 L, 95-100

QUADRUPLE OT

Opponent/Date

Tennessee Tech (2/12/00)

Result

W, 108-104



- 100-POINT GAMES -

MIDDLE TENNESSEE

Opponent/Date	Result
vs. Milligan (1950-51)	106-93
vs. Sewanee (1953-54)	100-78
vs. Belmont (1954-55)	109-99
vs. Bethel (1954-55)	106-87
vs. Eastern Kentucky (2/08/57)	104-109
vs. David Lipscomb (12/1/59)	109-73
at East Tennessee (2/22/60)	106-123
at East Tennessee (1/7/61)	100-90
vs. Tennessee Tech (1/16/65)	100-109
vs. Austin Peay (1/23/65)	125-95
vs. Chattanooga (2/06/66)	100-101
vs. East Tennessee (2/19/66)	102-96
vs. UT Martin (12/1/66)	108-94
vs. Florence State (12/3/66)	111-79
vs. Chattanooga (12/12/66)	105-107
vs. UT Martin (2/1/67)	100-83
vs. Oral Roberts (12/2/68)	115-98
vs. Bethel (12/5/68)	101-83
at UT Martin (12/7/68)	103-89
vs. Athens College (1/2/69)	111-86
vs. MacMurray (1/10/72)	113-75
vs. St. Bernard (12/1/73)	108-73
vs. VCU (12/11/73)	102-80
vs. Cal State-Sonoma (12/13/73)	105-76
vs. Texas Wesleyan (1/5/74)	109-62
vs. Buffalo State (1/9/74)	104-69
vs. WKU (2/2/73)	100-89
vs. Presbyterian (12/19/74)	115-64
vs. Austin Peay (1/27/75)	101-70
at WKU (2/1/75)	102-95
vs. Tennessee Tech (2/8/75)	102-83
vs. Westmar (12/20/80)	104-66
vs. Miles College (12/8/84)	103-69
vs. Belmont (12/7/85)	100-71
vs. Freed-Hardeman (1/2/86)	118-52
at Morehead State (1/18/85)	107-73
vs. Cumberland (12/11/86)	106-76
vs. Lincoln Memorial (12/17/86)	116-92
at Tennessee Tech (1/5/86)	114-79
vs. Tennessee Tech (2/2/87)	116-65
vs. Kennesaw State (1/2/88)	103-71
at Morehead State (1/30/88)	100-85
vs. Morehead State (2/15/87)	109-95
vs. Tennessee Wesleyan (12/8/88)	143-68
vs. Alabama State (12/10/88)	111-83
vs. Colorado (12/30/88)	107-105
vs. Morehead State (1/23/89)	108-68
at Tennessee State (2/4/89)	104-71
vs. Austin Peay (2/13/89)	111-105
vs. Tusculum (11/30/89)	104-56
at Austin Peay (2/17/90)	100-78
at Alabama State (2/22/90)	110-90
vs. Tennessee State (2/24/90)	111-97
at Grambling State (2/6/91)	114-85
at Tennessee State (2/9/91)	112-90
vs. Oral Roberts (1/2/91)	100-78
vs. Sue Bennett (12/29/96)	127-70

at Tennessee State (2/19/00)	100-85
vs. North Texas (1/6/01)	105-71
vs. Bryan College (11/17/01)	115-59
vs. Houston Baptist (2/13/10)	109-79
vs. Fisk (12/9/13)	115-65
vs. Tennessee Temple (12/17/13)	102-52
vs. Milligan (11/11/16)	102-64
vs. Trevecca (11/10/17)	104-52
vs. Milligan (11/9/18)	102-70
vs. Maryville (11/5/19)	119-61

OPPONENT

Opponent/Date	Result
vs. Murray State (1949-50)	59-100
vs. Eastern Kentucky (1952-53)	63-101
vs. Murray State (1953-54)	83-105
vs. Murray State (1954-55)	80-104
vs. Eastern Kentucky (1954-55)	84-108
vs. Morehead State (1954-55)	68-123
vs. SE Oklahoma (1954-55)	67-120
vs. Western Kentucky (1955-56)	85-100
vs. Eastern Kentucky (2/18/57)	104-109
at Morehead State (1/5/59)	78-101
at Western Kentucky (2/28/59)	85-110
at Eastern Kentucky (1/30/60)	77-100
vs. Western Kentucky (2/6/60)	89-109
at East Tennessee (2/22/60)	106-123
at Western Kentucky (2/27/60)	80-109
at Eastern Kentucky (2/21/62)	69-113
at Morehead State (12/8/62)	59-103
at Eastern Kentucky (2/2/63)	81-116
vs. Murray State (2/6/63)	73-109
at Loyola Chicago (12/14/64)	85-117
vs. Western Kentucky (12/21/64)	65-100
vs. Tennessee Tech (1/16/65)	100-109
at Western Kentucky (1/30/65)	84-134
at Chattanooga (2/20/65)	77-101
at East Tennessee (2/24/65)	74-106
vs. Chattanooga (2/7/66)	100-101
at Murray State (2/9/66)	81-107
vs. Tennessee Tech (2/21/66)	77-108
vs. Chattanooga (12/12/66)	105-107
at Chattanooga (2/6/67)	87-106
at East Tennessee (2/12/67)	74-100
at Morehead State (2/10/68)	74-106
vs. Pennsylvania (11/29/74)	74-101
at Chattanooga (1/31/77)	90-101
at Alabama (11/29/82)	58-103
vs. Colorado (12/30/88)	105-107
vs. Austin Peay (2/13/89)	105-111
at Morehead State (2/18/89)	99-101
vs. Virginia (3/18/89)	88-104
at Alabama State (1/3/90)	97-107
vs. Tennessee Tech (1/8/90)	75-100
vs. Murray State (2/12/94)	86-116
vs. TCU (12/21/94)	78-100
at Kansas (12/13/97)	68-103
at Tennessee (11/20/07)	40-109
at UAB (2/28/15)	95-100
at Marshall (2/12/21)	79-107





- YEARLY LEADERS -

SCORING

Year	Player	Pts	Avg
1952	Harry Gupton	308	9.6
1953	Ken Trickey	363	13.0
1954	Render Carden	374	14.4
1955	Render Carden	375	14.4
1956	Douglas Shrader	375	17.9
1957	John Price	381	15.2
1958	Bob Williamson	364	17.3
1959	Bob Burden	417	16.0
1960	Bob Burden	434	19.7
1961	Bob Burden	391	17.0
1962	Paul Holland	254	14.1
1963	Larry Stewart	425	17.7
1964	Larry Stewart	391	18.6
1965	Billy Martin	351	14.6
1966	Bobby Gardner	433	18.0
1967	Bobby Gardner	376	15.0
1968	Willie Brown	556	23.2
1969	Willie Brown	605	23.3
1970	Jim Drew	324	13.0
1971	Herman Sykes	443	17.0
1972	Herman Sykes	498	19.2
1973	Jimmy Powell	442	17.7
1974	Fred Allen	430	16.5
1975	George Sorrell	477	17.0
1976	Tim Sisneros	618	22.1
1977	Bob Martin	519	17.9
1978	Sleepy Taylor	469	18.0
1979	Greg Joyner	544	20.9
1980	Jerry Beck	405	15.6
1981	Jerry Beck	467	17.3
1982	Jerry Beck	525	17.5
1983	Doug Lipscomb	346	12.8
1984	Russell Smith	325	12.0
1985	Kim Cooksey	537	17.3
1986	Kim Cooksey	623	18.9
1987	Dwayne Rainey	427	14.7
	Andrew Tunstill	427	14.7
1988	Chris Rainey	565	16.6
1989	Randy Henry	604	19.5
1990	Kevin Wallace	362	13.9
1991	Robert Taylor	445	15.3
1992	Robert Taylor	445	16.5
1993	Robert Taylor	399	22.2
1994	Milton Dean	597	22.1
1995	Tim Gaither	369	14.2
1996	Nod Carter	407	15.1
1997	Nod Carter	520	16.8
1998	Aylton Tesch	366	13.6
1999	Cedrick Wallace	384	12.8
2000	Fernando Ortiz	429	15.3
2001	Iiro Tenngren	258	9.6
2002	Lee Nosse	366	12.6
2003	Tommy Gunn	477	15.9
2004	Mike Dean	372	16.2
2005	Mike Dean	403	14.4
2006	Adam Vogelsberg	348	12.4
2007	Kevin Kanaskie	390	12.2
2008	Desmond Yates	511	16.0
2009	Desmond Yates	550	17.2

2010	Desmond Yates	365	14.0
2011	James Washington	404	14.0
2012	LaRon Dendy	497	14.6
2013	Marcos Knight	429	12.6
2014	Shawn Jones	467	14.2
2015	Reggie Upshaw	358	9.9
2016	Giddy Potts	418	14.9
2017	JaCorey Williams	621	17.3
2018	Nick King	694	21.0
2019	Antonio Green	573	17.9
2020	C.J. Jones	483	16.1
2021	Dontrell Shuler	138	12.5

REBOUNDING

Year	Player	Reb	Avg
1952	Ray Cox	327	10.2
1953	Ken Trickey	108	3.9
1954	Render Carden	176	6.8
1955	Render Carden	309	11.9
1956	Render Carden	243	11.6
1957	Jerry Hurst	316	12.6
1958	Bob Williamson	261	12.4
1959	Bob Burden	228	8.8
1960	Bob Burden	225	10.2
1961	Bob Burden	220	9.6
1962	Bennett Jent	207	11.5
1963	Bennett Jent	330	13.8
1964	Ray Kempf	197	9.4
1965	Jim Spencer	201	8.4
1966	Ed Cannon	316	13.2
1967	Ed Cannon	264	10.6
1968	Ken Riley	338	14.1
1969	Booker Brown	429	16.5
1970	Ken Riley	289	11.1
1971	Ken Riley	297	11.4
1972	Chester Brown	250	9.6
1973	Jimmy Powell	171	6.8
1974	George Sorrell	278	10.7
1975	George Sorrell	373	13.3
1976	Tim Sisneros	276	9.9
1977	Bob Martin	245	8.4
1978	Bob Martin	202	7.8
1979	Greg Joyner	222	8.5
1980	Jerry Beck	234	9.0
1981	Jerry Beck	265	9.8
1982	Jerry Beck	280	9.3
1983	Doug Lipscomb	228	8.4
1984	Doug Lipscomb	211	7.8
1985	Kerry Hammonds	247	8.0
1986	Kerry Hammonds	244	7.6
1987	Dwayne Rainey	258	8.9
1988	Dwayne Rainey	312	9.2
1989	Kerry Hammonds	319	10.3
1990	Quincy Vance	229	8.5
1991	Warren Kidd	370	12.3
1992	Warren Kidd	292	10.8
1993	Warren Kidd	386	14.8
1994	Bobby Clark	149	5.5
1995	Roni Bailey	165	6.1
1996	Aylton Tesch	232	8.6
1997	Roni Bailey	189	6.1



- YEARLY LEADERS -

1998	Aylton Tesch	235	8.7	1986	Kim Cooksey	.472	278-589
1999	Lee Nosse	150	5.4	1987	Dwayne Rainey	.520	169-325
2000	Cedrick Wallace	130	4.6	1988	Randy Henry	.524	197-376
2001	Bryant Mitchell	133	4.9	1989	Randy Henry	.548	267-487
2002	Lee Nosse	218	7.5	1990	Kevin Wallace	.422	133-315
2003	William Phippen	179	6.0	1991	Warren Kidd	.700	173-247
2004	Michael Cuffee	150	5.8	1992	Warren Kidd	.664	156-235
2005	Steve Thomas	180	7.5	1993	Warren Kidd	.630	167-265
2006	Marcus Morrison	153	5.7	1994	Milton Dean	.397	212-534
2007	Tim Blue	166	5.2	1995	Tim Gaither	.369	120-325
2008	Theryn Hudson	158	5.4	1996	Nod Carter	.434	125-288
2009	Montarrio Haddock	161	5.2	1997	Roni Bailey	.494	177-358
2010	Monatrrio Haddock	183	5.7	1998	Freddie Martinez	.422	117-277
2011	Trevor Ottley	166	5.2	1999	Cedrick Wallace	.431	134-311
2012	LaRon Dendy	243	7.1	2000	Fernando Ortiz	.444	143-322
2013	Marcos Knight	196	5.8	2001	Iiro Tenngren	.438	99-226
2014	Shawn Jones	279	8.5	2002	Lee Nosse	.531	135-254
2015	Reggie Upshaw	251	7.0	2003	William Phippen	.557	196-352
2016	Reggie Upshaw	298	8.5	2004	Tommy Gunn	.476	151-317
2017	JaCorey Williams	264	7.3	2005	Michael Cuffee	.498	158-317
2018	Nick King	278	8.4	2006	Francis Cuyler	.385	109-283
2019	Karl Gamble	201	6.3	2007	Desmond Yates	.536	141-263
2020	Jayce Johnson	160	5.2	2008	Desmond Yates	.575	200-348
2021	Jo'vontae Millner	113	5.1	2009	Desmond Yates	.579	228-394

FIELD GOALS MADE

Year	Player	Pct	FG-Att
1952	Harry Gupton	.368	124-337
1953	Ken Trickey	.293	130-444
1954	Render Carden	.425	139-327
1955	Render Carden	.427	140-328
1956	Douglas Shrader	.396	139-351
1957	Jerry Hurst	.371	119-321
1958	Frank Davis	.418	131-313
1959	Bob Burden	.411	153-372
1960	Bob Burden	.383	143-373
1961	Bob Burden	.375	128-341
1962	Paul Holland	.359	94-262
1963	Larry Stewart	.445	165-371
1964	Larry Stewart	.418	160-383
1965	Billy Martin	.410	130-317
1966	Bobby Gardner	.436	175-401
1967	Bobby Gardner	.385	144-374
1968	Willie Brown	.422	229-543
1969	Willie Brown	.396	239-603
1970	Ken Riley	.490	128-261
1971	Herman Sykes	.391	166-427
1972	Herman Sykes	.475	183-385
1973	Steve Peeler	.512	148-289
1974	Jimmy Powell	.493	177-359
1975	George Sorrell	.543	197-363
1976	Tim Sisneros	.570	257-451
1977	Bob Martin	.574	201-350
1978	Greg Joyner	.560	183-327
1979	Greg Joyner	.525	223-425
1980	Leroy Coleman	.478	165-345
1981	Rick Campbell	.506	179-354
1982	Rick Campbell	.506	221-437
1983	LaRae Davis	.403	129-320
1984	LaRae Davis	.462	127-275
1985	Kim Cooksey	.469	228-486

2012	LaRon Dendy	.530	175-330
2013	Marcos Knight	.447	155-347
2014	Shawn Jones	.577	183-317
2015	Reggie Upshaw	.440	131-298
2016	Reggie Upshaw	.497	185-372
2017	JaCorey Williams	.533	258-484
2018	Nick King	.495	259-523
2019	Antonio Green	.376	196-521
2020	C.J. Jones	.428	169-395
2021	Jordan Davis	.373	94-252

FIELD GOAL PERCENTAGE

Year	Player	Pct	FG-Att
1952	Harry Gupton	.368	124-337
1953	Ken Trickey	.293	130-444
1954	Render Carden	.425	139-327
1955	Render Carden	.427	140-328
1956	Douglas Shrader	.396	139-351
1957	Bob Williamson	.489	86-176
1958	Bob Williamson	.419	124-296
1959	Don Smith	.457	84-184
1960	Paul Holland	.412	91-221
1961	Bennett Jent	.463	114-246
1962	Ed Newton	.373	76-204
1963	Larry Stewart	.445	165-371
1964	Jim Spencer	.516	97-188
1965	Mike Milholland	.471	120-255
1966	Bobby Gardner	.436	175-401
1967	Jay Cole	.421	141-335
1968	Ken Riley	.468	131-280
1969	Art Polk	.402	145-361
1970	Ken Riley	.490	128-261
1971	Ken Riley	.494	165-334
1972	Herman Sykes	.475	183-385
1973	Jimmy Powell	.489	206-421



- YEARLY LEADERS -

1974	George Sorrell	.557	151-271	1996	Nod Carter	.390	53-136
1975	George Sorrell	.543	197-363	1997	Torrey Moore	.436	65-149
1976	Tim Sisneros	.570	257-451	1998	Freddie Martinez	.407	66-162
1977	Bob Martin	.574	201-350	1999	Ali McGhee	.399	55-138
1978	Bob Martin	.573	130-227	2000	Fernando Ortiz	.316	50-158
1979	Chris Harris	.540	121-224		Jonathan Whitworth	.505	50-99
1980	Jerry Beck	.555	157-283	2001	Freddie Martinez	.345	50-145
1981	Jerry Beck	.602	174-289	2002	Tommy Gunn	.383	44-115
1982	Jerry Beck	.621	180-290	2003	Tommy Gunn	.428	59-138
1983	Doug Lipscomb	.597	123-206	2004	Mike Dean	.437	62-142
1984	Russell Smith	.559	118-211	2005	Mike Dean	.333	53-159
1985	Lonnie Thompson	.477	175-367	2006	Adam Vogelsberg	.417	68-163
1986	Lee Campbell	.634	130-205	2007	Kevin Kanaskie	.360	67-186
1987	Randy Henry	.566	164-290	2008	Kevin Kanaskie	.374	61-163
1988	Leslie Gregory	.565	169-299	2009	Kevin Kanaskie	.325	62-191
1989	Randy Henry	.548	267-487	2010	James Washington	.380	65-171
1990	Quincy Vance	.552	106-192	2011	James Washington	.396	72-182
1991	Warren Kidd	.700	173-247	2012	Raymond Cintron	.432	67-155
1992	Warren Kidd	.664	156-235	2013	Raymond Cintron	.438	71-162
1993	Warren Kidd	.630	167-265	2014	Kerry Hammonds II	.387	67-173
1994	Bobby Clark	.504	170-139	2015	Giddy Potts	.377	46-122
1995	David Washington	.512	103-201	2016	Giddy Potts	.506	79-156
1996	Aylton Tesch	.583	123-211	2017	Giddy Potts	.384	76-198
1997	Nod Carter	.501	173-345	2018	Giddy Potts	.405	85-210
1998	Malachi Allen	.572	79-138	2019	Antonio Green	.345	105-304
1999	Dale Thomas	.576	99-172	2020	C.J. Jones	.400	78-195
2000	Cedrick Wallace	.498	133-267	2021	Jalen Jordan	.432	35-81
2001	Bryant Mitchell	.537	95-177				
2002	Lee Nosse	.531	135-254				
2003	William Pippen	.557	196-352				
2004	Tommy Gunn	.476	151-317				
2005	Michael Cuffee	.498	158-317				
2006	Kyle Young	.651	108-166				
2007	Theryn Hudson	.596	81-136				
2008	Theryn Hudson	.647	108-167				
2009	Desmond Yates	.579	228-394				
2010	Desmond Yates	.507	145-286				
2011	Jason Jones	.476	146-307				
2012	Shawn Jones	.551	98-178				
2013	Neiko Hunter	.516	99-192				
2014	Shawn Jones	.577	183-317				
2015	Jacquez Rozier	.503	90-179				
2016	Perrin Buford	.506	164-324				
2017	JaCorey Williams	.533	258-484				
2018	Brandon Walters	.651	142-218				
2019	Reggie Scurry	.561	142-253				
2020	Reggie Scurry	.598	67-112				
2021	Jalen Jordan	.426	58-136				

(min. 2.5 FGM per game)

3-POINT FIELD GOALS MADE

Year	Player	Pct	Avg
1987	Chris Rainey	.500	32-64
1988	Chris Rainey	.464	83-179
1989	Chris Rainey	.468	65-139
1990	Kevin Wallace	.400	34-85
1991	Robert Taylor	.368	77-209
1992	Robert Taylor	.319	51-160
1993	Robert Taylor	.404	61-151
1994	Milton Dean	.314	54-172
1995	Tim Gaither	.324	33-102

3-POINT FIELD GOAL PERCENTAGE

Year	Player	Pct	Avg
1987	Chris Rainey	.500	32-64
1988	Chris Rainey	.464	83-179
1989	Chris Rainey	.468	65-139
1990	Kevin Wallace	.400	34-85
1991	Robert Taylor	.368	77-209
1992	Kelvin Hammonds	.458	38-83
1993	Ramond Davis	.430	37-86
1994	Milton Dean	.314	54-172
1995	Tim Gaither	.324	33-102
1996	Nod Carter	.390	53-136
1997	Nod Carter	.438	53-121
1998	K. J. Harden	.411	39-95
1999	Ali McGhee	.399	55-138
2000	Jonathan Whitworth	.505	50-99
2001	Jani Hiltunen	.382	26-68
2002	Tommy Gunn	.383	44-115
2003	Tommy Gunn	.428	59-138
2004	Mike Dean	.437	62-142
2005	Marcus Morrison	.412	40-97
2006	Adam Vogelsberg	.417	68-163
2007	Kevin Kanaskie	.360	67-186
2008	Kevin Kanaskie	.374	61-163
2009	Kevin Kanaskie	.325	62-191
2010	Desmond Yates	.437	31-71
2011	James Washington	.396	72-182
2012	Raymond Cintron	.432	67-155
2013	Raymond Cintron	.438	71-162
2014	JaQawn Raymond	.405	45-111
2015	Giddy Potts	.377	46-122
2016	Giddy Potts	.506	79-156
2017	Xavier Habersham	.453	39-86



HISTORY/RECORDS

- YEARLY LEADERS -

2018	Giddy Potts	.405	85-210
2019	Donovan Sims	.362	55-152
2020	C.J. Jones	.400	78-195
2021	Jalen Jordan	.426	35-81

(min. 1 3FGM per game)

FREE THROWS MADE

Year	Player	Pct	FT-Att
1952	Ray Cox	.555	71-128
1953	John Price	.651	95-146
1954	Render Carden	.756	96-127
1955	Render Carden	.775	148-191
1956	Douglas Shrader	.674	97-144
1957	John Price	.683	157-230
1958	Bob Williamson	.712	116-163
1959	Don Smith	.697	131-188
1960	Bob Burden	.729	148-203
1961	Bob Burden	.685	135-197
1962	Paul Holland	.776	66-85
1963	Bennett Jent	.655	95-145
	Larry Stewart	.754	95-126
1964	Ray Kempf	.697	831-19
1965	Billy Martin	.717	91-127
1966	Jay Cole	.764	94-123
1967	Bobby Gardner	.727	88-121
1968	Willie Brown	.726	98-135
1969	Willie Brown	.709	127-179
1970	Jim Drew	.677	90-133
1971	Herman Sykes	.816	111-136
1972	Herman Sykes	.759	132-174
1973	Steve Peeler	.717	38-53
1974	George Sorrell	.724	84-116
1975	Sleepy Taylor	.811	99-122
1976	Tim Sisneros	.698	104-149
1977	Bob Martin	.692	117-169
1978	Sleepy Taylor	.806	133-165
1979	Greg Joyner	.797	98-123
1980	Jerry Beck	.791	91-115
1981	Jerry Beck	.778	119-153
1982	Jerry Beck	.733	165-225
1983	Doug Lipscomb	.667	100-150
1984	Russell Smith	.669	89-133
1985	Kerry Hammonds	.672	90-134
1986	Kerry Hammonds	.704	95-135
1987	Dwayne Rainey	.659	89-135
1988	Dwayne Rainey	.710	110-155
1989	Chris Rainey	.816	111-136
1990	Robert Taylor	.792	84-106
1991	Robert Taylor	.768	86-112
1992	Robert Taylor	.829	126-152
1993	Robert Taylor	.822	74-90
1994	Milton Dean	.739	119-161
1995	Tim Gaither	.828	96-116
1996	Aylton Tesch	.633	112-177
1997	Nod Carter	.801	121-151
1998	Aylton Tesch	.687	138-201
1999	Cedrick Wallace	.712	84-118
2000	Fernando Ortiz	.788	93-118
2001	Tommy Gunn	.797	55-69
2002	Lee Nosse	.855	71-83
2003	Tommy Gunn	.822	88-107

2004	Tommy Gunn	.815	106-130
2005	Mike Dean	.779	116-149
2006	Adam Vogelsberg	.908	108-119
2007	Kevin Kanaskie	.772	95-123
2008	Kevin Kanaskie	.795	116-146
2009	Kevin Kanaskie	.855	100-117
2010	James Washington	.775	110-142
2011	James Washington	.864	133-154
2012	LaRon Dendy	.574	135-235
2013	Marcos Knight	.692	101-146
2014	Shawn Jones	.687	101-147
2015	Reggie Upshaw	.648	81-125
2016	Reggie Upshaw	.494	83-168
2017	JaCorey Williams	.696	103-148
2018	Nick King	.732	134-183
2019	Reggie Scurry	.667	80-120
2020	C.J. Jones	.870	67-77
2021	Jalen Jordan	.841	37-44

FREE THROW PERCENTAGE

Year	Player	Pct	FT-Att
1952	Harry Gupton	.667	60-90
1953	John Price	.651	95-146
1954	Render Carden	.756	96-127
1955	Render Carden	.775	148-191
1956	Tommy Griffith	.802	69-86
1957	Ted York	.730	81-111
1958	Dickie Baugh	.804	78-97
1959	Ray Hammers	.778	49-63
1960	Don Smith	.847	144-170
1961	Phil Jones	.871	27-31
1962	Paul Holland	.776	66-85
1963	Larry Stewart	.754	95-126
1964	Larry Stewart	.807	71-88
1965	Jack Sutter	.769	70-91
1966	Jack Sutter	.839	73-87
1967	Jay Cole	.758	69-91
1968	Terry Scott	.746	47-63
1969	Steve McElhaney	.763	58-76
1970	Stan Sumrell	.882	60-68
1971	Herman Sykes	.816	111-136
1972	Herman Sykes	.759	132-174
1973	Steve Peeler	.717	38-53
1974	Fred Allen	.739	82-111
1975	Sleepy Taylor	.811	99-122
1976	Fred Allen	.824	89-108
1977	Lewis Mack	.783	101-129
1978	Sleepy Taylor	.806	133-165
1979	Greg Joyner	.797	98-123
1980	Edward Perry	.795	70-88
1981	Jerry Beck	.778	119-153
1982	Maury Mapes	.777	28-36
1983	Edward Perry	.733	44-60
1984	Maury Mapes	.894	42-47
1985	Russell Smith	.740	57-77
1986	Duane Washington	.763	45-59
1987	Duane Washington	.824	75-91
1988	Phil Snell	.868	33-38
1989	Chris Rainey	.816	111-136
1990	Mike Buck	.810	34-42
1991	Greg Christian	.853	29-34





- YEARLY LEADERS -

1992	Robert Taylor	.829	126-152	1996	Tim Gaither	78	2.9
1993	Robert Taylor	.822	74-90	1997	Richard Duncan	140	4.5
1994	Tim Gaither	.805	91-113	1998	Richard Duncan	117	4.2
1995	Tim Gaither	.828	96-116	1999	Richard Duncan	142	4.6
1996	Nod Carter	.881	104-118	2000	Jonathan Whitworth	131	4.7
1997	Nod Carter	.801	121-151	2001	D'Marius Wilkes	88	3.3
1998	Kent Ayer	.811	43-53	2002	Eric Parham	114	3.9
1999	Gerald King	.826	57-69	2003	Eric Parham	113	3.8
2000	Lee Nosse	.892	83-93	2004	Bryan Smithson	113	3.9
2001	Tommy Gunn	.797	55-69	2005	Bryan Smithson	96	3.2
2002	Lee Nosse	.855	71-83	2006	Francis Cuyler	76	2.7
2003	Tommy Gunn	.822	88-107	2007	Kevin Kanaskie	185	5.8
2004	Tommy Gunn	.815	106-130	2008	Nigel Johnson	110	3.4
2005	Bryan Smithson	.853	58-68	2009	Kevin Kanaskie	120	3.8
2006	Adam Vogelsberg	.908	108-119	2010	James Washington	126	3.8
2007	Nigel Johnson	.836	56-67	2011	James Washington	91	2.8
2008	Desmond Yates	.805	91-113	2012	Bruce Massey	134	3.9
2009	Kevin Kanaskie	.855	100-117	2013	Bruce Massey	111	3.3
2010	Montarrio Haddock	.836	92-110	2014	Tweety Knight	152	4.6
2011	James Washington	.864	133-154	2015	JaQawn Raymond	75	2.1
2012	Raymond Cintron	.907	49-54	2016	Reggie Upshaw	76	2.2
2013	Neiko Hunter	.726	53-73	2017	Tyrik Dixon	119	3.3
2014	Kerry Hammonds II	.806	100-124	2018	Tyrik Dixon	100	3.1
2015	JaQawn Raymond	.827	67-81	2019	Donovan Sims	88	3.0
2016	Jacob Ivory	.912	31-34	2020	Donovan Sims	100	3.2
2017	Giddy Potts	.808	84-104	2021	Jordan Davis	48	2.1
2018	Giddy Potts	.863	69-80				
2019	Antonio Green	.874	76-87				
2020	C.J. Jones	.870	67-77				
2021	Jalen Jordan	.841	37-44				

(min. 1 FTM per game)

ASSISTS

Year	Player	No.	Avg
1970	Jim Drew	127	4.9
1971	Stan Sumrell	93	3.6
1972	Mason Bonner	77	3.0
1973	Mason Bonner	91	3.8
1974	Jimmy Martin	65	3.3
1975	Jimmy Martin	126	4.5
1976	Lewis Mack	131	4.9
1977	Lewis Mack	144	5.0
1978	Greg Armstrong	82	3.6
1979	Greg Armstrong	131	4.9
1980	Edward Perry	73	2.9
1981	Edward Perry	94	3.5
1982	Edward Perry	86	3.1
1983	LaRae Davis	74	2.7
1984	Maury Mapes	106	3.9
1985	James Johnson	121	3.9
1986	Duane Washington	197	5.8
1987	Duane Washington	255	8.8
1988	Chris Rainey	149	4.4
1989	Gerald Harris	207	6.7
1990	Gerald Harris	143	5.3
1991	Greg Christian	125	5.2
1992	Kelvin Hammonds	82	3.0
1993	Ramond Davis	64	2.6
	Tim Gaither	64	2.6
1994	Tim Gaither	84	3.2
1995	Tim Gaither	112	4.3

STEALS

Year	Player	No.	Avg
1981	Rick Campbell	30	1.1
1982	Rick Campbell	39	1.3
1983	LaRae Davis	27	1.0
1984	Doug Lipscomb	18	0.7
	Maury Mapes	18	0.7
1985	James Johnson	63	2.0
1986	James Johnson	73	2.3
1987	Duane Washington	93	3.2
1988	Gerald Harris	42	1.8
1989	Gerald Harris	40	1.3
1990	Gerald Harris	50	1.9
1991	Jeff Clifton	34	1.3
1992	Kelvin Hammonds	42	1.6
1993	Warren Kidd	34	1.3
1994	Tim Gaither	52	2.0
1995	Tim Gaither	39	1.5
1996	Aylton Tesch	40	1.5
1997	Richard Duncan	49	1.6
	Roni Bailey	49	1.6
	Richard Duncan	49	1.6
1998	Richard Duncan	54	1.9
1999	Richard Duncan	87	2.8
2000	Fernando Ortiz	60	2.1
2001	D'Marius Wilkes	31	1.1
2002	Tommy Gunn	43	1.6
2003	Tommy Gunn	38	1.3
2004	Tommy Gunn	45	1.6
2005	Marcus Morrison	42	1.4
2006	Bud Howard	29	1.1
2007	Nigel Johnson	32	1.0
2008	Kevin Kanaskie	39	1.2
2009	Demetrius Green	32	1.1



- YEARLY LEADERS -

2010	James Washington	43	1.3
2011	James Washington	52	1.6
2012	Bruce Massey	54	1.6
2013	Bruce Massey	51	1.5
2014	Tweety Knight	66	2.0
2015	JaQawn Raymond	36	1.0
2016	Reggie Upshaw	51	1.5
2017	Giddy Potts	47	1.3
2018	Giddy Potts	45	1.4
2019	Donovan Sims	45	1.6
2020	Donovan Sims	46	1.5
2021	DeAndre Dishman	34	1.5

BLOCKS

Year	Player	No.	Avg
1981	Lucious Hailey	17	0.6
1982	Lucious Hailey	30	1.0
1983	Raleigh Choice	16	0.6
1984	Russell Smith	23	0.9
1985	Russell Smith	23	0.7
1986	Jimmy McGill	24	0.9
1987	Jimmy McGill	20	0.9
1988	Leslie Gregory	30	0.9
1989	Chris Ingram	24	0.8
1990	Chris Ingram	23	1.0
1991	Warren Kidd	70	2.3
1992	Warren Kidd	62	2.3
1993	Warren Kidd	53	2.0
1994	Paul Washington	19	0.7
1995	Velvious Goodloe	17	0.6
1996	David Washington	22	0.8
1997	Nod Carter	9	0.3
1998	Mantia Callender	41	1.5
1999	Lee Nosse	55	2.0
2000	Lee Nosse	38	1.4
2001	Iiro Tenngren	20	0.7
2002	Lee Nosse	45	1.6
2003	William Pippen	27	0.9
2004	Alex Weekes	25	0.9
2005	Steve Thomas	17	0.7
2006	Kyle Young	18	0.6
2007	Tim Blue	26	0.8
2008	Theryn Hudson	24	0.8
2009	Dino Hair	13	0.4
	Desmond Yates	13	0.4
2010	Trevor Ottley	42	1.3
2011	Trevor Ottley	37	1.2
2012	LaRon Dendy	48	1.4
2013	Shawn Jones	43	1.3
2014	Shawn Jones	63	1.9
2015	Reggie Upshaw	35	1.0
2016	Perrin Buford	40	1.1
2017	Reggie Upshaw	31	0.9
2018	Brandon Walters	30	0.9
2019	James Hawthorne	26	0.8
2020	Tyson Jackson	21	0.7
2021	Jo'Vontae Millner-Criss	14	0.6





- YEAR-BY-YEAR STATS -

Year	Total				Rebounds												
	GP	Min	FG-A	Pct	3FG-A	Pct	FT-A	Pct	O-D-T	Avg	PF-FO	Ast	TO	Blk	Stl	Pts	Avg
1955-56	21	NA	542-1560	.347	NA	.000	531-744	.714	NA-1098	52.3	411-23	NA	NA	NA	NA	1615	76.9
1956-57	25	NA	651-1670	.390	NA	.000	584-881	.663	NA-1236	49.4	497-30	NA	NA	NA	NA	1886	75.4
1957-58	21	NA	569-1578	.361	NA	.000	377-557	.677	NA-1234	58.8	419-17	NA	NA	NA	NA	1515	72.1
1959-60	23	NA	606-1619	.374	NA	.000	580-796	.729	NA-1197	52.0	484-24	NA	NA	NA	NA	1792	77.9
1960-61	23	NA	604-1574	.384	NA	.000	465-718	.648	NA-1159	50.4	453-20	NA	NA	NA	NA	1673	72.7
1961-62	18	NA	438-1220	.359	NA	.000	344-514	.669	NA-922	51.2	355-16	NA	NA	NA	NA	1220	67.8
1962-63	24	NA	653-1683	.388	NA	.000	392-613	.639	NA-1221	50.9	465-27	NA	NA	NA	NA	1698	70.8
1963-64	21	NA	637-1494	.426	NA	.000	399-563	.709	NA-1071	51.0	424-24	NA	NA	NA	NA	1673	79.7
1964-65	24	NA	788-1954	.403	NA	.000	433-643	.673	NA-1351	56.3	556-34	NA	NA	NA	NA	2009	83.7
1965-66	24	NA	685-1796	.381	NA	.000	442-650	.680	NA-1115	46.5	495-18	NA	NA	NA	NA	1812	75.5
1966-67	25	NA	729-1868	.390	NA	.000	430-642	.670	NA-1230	49.2	539-29	NA	NA	NA	NA	1888	75.5
1967-68	24	NA	738-1804	.409	NA	.000	459-712	.645	NA-1295	54.0	475-20	NA	NA	NA	NA	1935	80.6
1968-69	26	NA	849-2180	.389	NA	.000	502-753	.667	NA-1685	64.8	495-27	NA	NA	NA	NA	2200	84.6
1969-70	26	NA	733-1776	.413	NA	.000	451-743	.607	NA-1361	52.3	494-18	NA	NA	NA	NA	1917	73.7
1970-71	26	NA	733-1783	.411	NA	.000	359-548	.655	NA-1239	47.7	438-9	282	NA	NA	NA	1825	70.2
1971-72	26	NA	712-1588	.448	NA	.000	431-705	.611	NA-1034	39.8	457-23	249	NA	NA	NA	1855	71.3
1972-73	25	NA	817-1817	.450	NA	.000	260-420	.619	NA-1126	45.0	546-24	264	460	NA	NA	1894	75.8
1973-74	26	NA	920-1911	.481	NA	.000	398-588	.677	NA-1235	47.5	526-17	358	542	NA	NA	2238	86.1
1974-75	28	NA	979-2095	.467	NA	.000	439-650	.675	NA-1389	49.6	516-16	396	533	NA	NA	2397	85.6
1975-76	28	NA	884-1789	.494	NA	.000	371-515	.720	NA-1093	39.0	509-18	342	532	NA	NA	2139	76.4
1976-77	29	NA	859-1738	.494	NA	.000	475-647	.734	NA-1080	37.2	503-17	364	526	NA	NA	2193	75.6
1977-78	26	NA	739-1445	.511	NA	.000	365-501	.729	NA-906	34.8	470-14	264	447	NA	NA	1843	70.9
1978-79	27	NA	782-1566	.499	NA	.000	448-647	.692	NA-1047	38.8	562-30	391	524	NA	NA	2012	74.5
1979-80	26	NA	706-1474	.479	NA	.000	354-497	.712	NA-869	33.4	459-18	275	365	NA	NA	1766	67.9
1980-81	27	5496	737-1477	.499	NA	.000	392-582	.674	NA-966	35.8	452-13	280	373	50	134	1866	69.1
1981-82	30	6124	756-1577	.479	NA	.000	416-626	.665	NA-1022	34.1	484-18	361	443	69	145	1928	64.3
1982-83	27	5412	733-1669	.439	NA	.000	331-478	.692	NA-1053	39.0	475-15	273	416	35	140	1797	66.6
1983-84	27	5423	705-1478	.477	NA	.000	333-477	.698	NA-891	33.0	390-5	322	371	58	113	1743	64.6
1984-85	31	6217	876-1935	.453	NA	.000	389-591	.658	NA-1157	37.3	631-22	434	429	63	198	2141	69.1
1985-86	34	6910	1160-2284	.508	NA	.000	468-701	.668	NA-1357	39.9	675-27	673	771	74	287	2788	82.0
1986-87	29	5861	986-1985	.497	53-121	.438	462-624	.740	415-685-1100	37.9	574-19	531	393	72	237	2487	85.8
1987-88	34	6884	1048-2162	.485	133-326	.408	534-740	.722	428-853-1281	37.7	645-17	527	489	87	180	2763	81.3
1988-89	31	6298	1086-2216	.490	142-344	.413	496-653	.760	438-793-1231	39.7	685-24	533	413	67	189	2810	90.6
1989-90	27	5309	757-1787	.424	129-394	.327	444-608	.730	337-621-958	35.5	558-22	352	323	69	128	2087	77.3
1990-91	30	6033	901-1965	.459	172-491	.350	462-672	.688	378-837-1215	40.5	617-23	471	461	143	177	2436	81.2
1991-92	27	5408	773-1577	.490	107-301	.355	435-600	.725	333-604-937	34.7	NA	396	455	105	186	2088	77.3
1992-93	26	5285	678-1526	.444	107-301	.355	311-470	.662	326-547-873	33.6	NA	396	455	71	186	1774	68.2
1993-94	27	5120	711-1751	.406	112-390	.287	395-585	.675	376-661-1037	38.4	605-31	306	419	54	226	1929	71.4
1994-95	27	5525	719-1684	.427	93-279	.333	403-612	.658	430-600-1030	38.1	572-16	374	444	70	236	1934	71.6
1995-96	27	5425	709-1549	.458	131-367	.357	449-635	.707	342-608-950	35.2	517-14	377	380	52	157	1998	74.0
1996-97	31	6194	849-1880	.452	261-682	.383	469-656	.715	497-695-1192	38.5	525-8	518	420	40	232	2428	78.3
1997-98	28	5650	690-1540	.448	195-530	.368	409-613	.667	347-622-969	34.6	460-9	413	418	91	230	1984	70.9
1998-99	31	6250	765-1653	.463	205-577	.355	408-566	.721	337-633-970	31.3	552-11	444	540	103	294	2143	69.1
1999-00	28	5700	746-1613	.462	193-533	.362	458-625	.733	338-601-939	33.5	560-16	484	461	101	278	2143	76.5
2000-01	27	5450	646-1469	.440	182-538	.338	316-463	.683	261-581-842	31.2	442-10	420	420	83	179	1790	66.3
2001-02	29	5875	713-1598	.446	205-607	.338	310-451	.687	303-700-1003	34.6	482-14	378	499	98	229	1941	66.9
2002-03	30	6050	740-1589	.466	194-535	.363	379-555	.683	318-738-1056	35.2	598-17	358	492	69	159	2053	68.4
2003-04	29	5848	694-1577	.440	182-483	.377	464-677	.685	322-692-1014	35.0	601-14	329	401	73	185	2034	70.1
2004-05	31	6250	772-1766	.437	195-564	.346	473-676	.700	408-762-1170	37.7	591-18	359	444	70	191	2212	71.4
2005-06	28	5656	679-1550	.438	190-550	.345	429-604	.710	335-637-972	34.7	552-19	369	396	61	183	1977	70.6
2006-07	32	6475	741-1619	.458	146-432	.338	367-524	.700	283-750-1033	32.3	638-18	401	455	91	127	1995	62.3
2007-08	32	6476	765-1639	.467	175-488	.359	475-668	.711	297-700-997	31.2	648-23	388	463	70	190	2180	68.1



- YEAR-BY-YEAR STATS -

Year	Total				Rebounds												
	GP	Min	FG-A	Pct	3FG-A	Pct	FT-A	Pct	O-D-T	Avg	PF-FO	Ast	TO	Blk	Stl	Pts	Avg
2008-09	32	6425	811-1799	.451	154-485	.318	478-689	.694	385-715-1100	34.4	653-23	394	379	47	192	2254	70.4
2009-10	33	6599	792-1780	.445	201-530	.379	497-675	.736	336-761-1097	33.2	696-25	365	436	82	199	2282	69.2
2010-11	32	6525	733-1719	.426	168-492	.341	584-823	.710	393-733-1126	35.2	756-28	339	485	114	277	2218	69.3
2011-12	34	6850	882-1782	.495	163-445	.366	532-838	.635	376-820-1196	35.2	670-7	525	473	150	238	2459	72.3
2012-13	34	6850	848-1835	.462	181-480	.377	528-760	.695	407-836-1243	36.6	700-8	481	464	128	238	2405	70.7
2013-14	33	6650	816-1795	.455	178-520	.342	529-796	.665	399-812-1211	36.7	664-22	433	416	158	234	2339	70.9
2014-15	36	7376	775-1867	.414	242-675	.359	497-710	.700	386-829-1215	33.8	660-13	396	469	112	214	2285	63.5
2015-16	35	7025	909-2025	.449	279-716	.390	442-718	.616	369-914-1283	36.7	702-13	455	419	123	215	2539	72.5
2016-17	36	7225	1014-2077	.488	228-622	.367	441-631	.699	355-918-1273	35.4	657-5	553	374	100	242	2697	74.9
2017-18	33	6650	902-1914	.471	241-648	.372	434-585	.742	346-836-1182	35.8	651-17	468	413	76	201	2479	75.1
2018-19	32	6400	778-1859	.419	212-651	.326	373-551	.677	385-843-1228	38.4	584-11	352	512	85	190	2141	66.9
2019-20	31	6250	776-1850	.419	255-763	.334	386-576	.670	333-754-1087	35.1	620-10	406	436	91	210	2193	70.7
2020-21	23	4600	511-1323	.386	171-528	.324	233-341	.683	226-549-775	33.7	373-6	229	345	52	164	1426	62.0





- YEAR-BY-YEAR RESULTS -

1913-14

Overall: 1-2	
Coach: Alfred B. Miles	
Vanderbilt	L, 5-53
Castle Heights	L, 7-22
Dixie College (Cookeville)	W, 27-13

1914-15

Overall: 2-2	
Coach: Alfred B. Miles	
WKU	L, 21-32
WKU	W, 32-19
Brownies (Independent)	W, 33-25
Castle Heights	Lost

1915-22

NO TEAMS - WORLD WAR I

1922-23

Overall: 11-1	
Coach: Alfred B. Miles	
Peabody	W, 53-19
South YMCA (Nashville)	W, 47-21
Bryson (Fayetteville)	L, 17-19
S.P.U. (Clarksville)	W, 38-29
Vanderbilt Freshmen	W, 23-10
Bryson (Fayetteville)	W, 24-18
Sewanee	W, 23-17
Vanderbilt Freshmen	W, 19-17
Sewanee	W, 48-8
Peabody	W, 48-13
S.P.U.	W, 18-16
Peabody	W, 60-18

1923-24 (Incomplete)

Overall: 13-1	
Coach: Alfred B. Miles	
WKU	W, 34-19
WKU	L, 24-29

1924-25 (Incomplete)

Overall: 3-1	
Coach: Guy Stephenson	
WKU	W, 43-23
WKU	W, 37-36
Vanderbilt	W, 31-28
Vanderbilt	L, 29-30

1925-26 (Incomplete)

Overall: 12-10	
Coach: Guy Stephenson	
Union (TN)	W, 36-28
Tennessee Tech	W, 40-20
Burke Terrors (Independent)	L, 21-32
Swedes (Forfeit)	W, 2-0
Vanderbilt	L, 19-51
Mercer	L, 28-30
South YMCA (Nashville)	W, 48-23

Cumberland	W, 40-23
YMHA Peps (Nashville)	L, 27-33
Sewanee	W, 48-15
Rail-lites (Independent)	L, 30-33
Burke Terrors	L, 26-29
Howard College	W, 39-20
Ramblers (Independent)	L, 26-31
Vanderbilt	L, 24-25
South YMCA (Nashville)	W, 37-17
Rail-lites	L, 17-37
Ramblers	L, 16-26
Cincinnati Trust Company	W, 42-35
Sewanee	W, 25-23
YMHA Peps (Nashville)	W, 39-34
Burke Terrors	W, 39-37

1926-27 (Incomplete)

Overall: 3-4	
Coach: Frank Faulkinberry	
Vanderbilt	L, 19-59
YMHA Peps (Nashville)	L, 40-42
Memphis YMCA Tri.	W, 46-30
New York Celtics	L, 34-52
Tennessee Tech	W, 25-23
Tennessee Tech	W, 43-28
Vanderbilt	L, 20-52

1927-28 (Incomplete)

Overall: 9-8	
Coach: Frank Faulkinberry	
Tennessee Tech	L, 18-27
Alumni	W, 34-32
Rail-lites	L, 27-42
Tennessee Tech	W, 31-21
Mercer	L, 28-33
Vanderbilt	L, 29-35
YMHA Peps (Nashville)	L, 30-43
Bryson (Fayetteville)	W, 24-23
Bryson (Fayetteville)	W, 34-32
New York Celtics	L, 36-50
Nashville-Arms	W, 67-33
Burke Terrors	L, 42-55
Cumberland	W, 39-36
Carson-Newman	W, 27-26
YMHA Peps (Nashville)	L, 33-37
Bus Terminal	W, 47-34

1928-29 (Incomplete)

Overall: 3-2	
Coach: Frank Faulkinberry	
WKU	W, 36-28
WKU	W, 28-25
Tennessee Tech	L, 39-40
Tennessee Tech	W, 36-28
Vanderbilt	L, 41-42

1929-30 (Incomplete)

Overall: 16-6	
Coach: Frank Faulkinberry	
Murfreesboro Home Journal	W, 46-22
Tennessee Tech	L, 29-30
Ideal Aces	W, 19-13
Rockvale (Independent)	W, 54-22
Vanderbilt	W, 45-31
WKU	W, 28-26
Tennessee Tech	W, 36-32
YMHA Peps (Nashville)	Won
Murray State	W, 39-29
WKU	W, 35-33
Piedmont College	W, 32-23
Cumberland	W, 42-24
YMHA Peps (Nashville)	L, 28-36
Vanderbilt	L, 30-31
Burke Terrors	W, 34-30
Caruthersville (MO)+	W, 34-20
Memphis State+	L, 21-41
+Mississippi Valley Conference Tourn.	

1930-31 (Incomplete)

Overall: 0-5	
Coach: Frank Faulkinberry	
WKU	L, 29-43
WKU	L, 40-52
Tennessee Tech	L, 24-37
Tennessee Tech	L, 26-34
Vanderbilt	L, 20-42

1931-32

Overall: 8-10	
Coach: Frank Faulkinberry	
Ideal Acre	W, 31-26
Vanderbilt	L, 32-38
Union (TN)	W, 38-29
Sewanee	W, 22-18
Tennessee Tech	L, 13-21
Chattanooga	W, 26-21
Chattanooga	L, 25-43
WKU	W, 32-23
Murray State	L, 18-36
WKU	L, 26-28
Sewanee	W, 44-35
Birmingham Southern	W, 43-30
YMHA Peps (Nashville)	L, 28-34
Murray State	L, 22-36
Vanderbilt	W, 39-35
Burke Terrors (Independent)	L, 24-26
Tennessee Tech	W, 35-29
Tennessee Tech	L, 23-32

1932-33 (Incomplete)

Overall: 9-7	
Coach: Frank Faulkinberry	
WKU	L, 29-43
WKU	L, 29-43
Tennessee Tech	L, 25-35



- YEAR-BY-YEAR RESULTS -

Tennessee Tech	W, 25-23
Cumberland	Won
Murray State	L, 27-77
Murray State	W, 23-22
Memphis State	Won
Chattanooga	W, 39-38
Chattanooga	L, 29-36

Chattanooga	L, 25-31
Chattanooga	W, 55-36
Vanderbilt	L, 12-39
Memphis State	W, 33-24
Memphis State	L, 33-52

Union (TN)	L, 32-36
Memphis State	L, 31-41
Cumberland	L, 34-37
Murray State	L, 42-60
WKU	L, 41-76
Cumberland	W, 40-38
Chattanooga	W, 39-36
David Lipscomb	W, 56-33

1933-34 (Incomplete)

Overall: 4-6

Coach: E.M. Waller

Memphis State	W, 45-33
Memphis State	W, 36-18
Murray State	L, 34-51
Murray State	L, 36-39
Tennessee Tech	L, 15-21
Tennessee Tech	W, 38-27
WKU	L, 32-41
WKU	L, 29-52
Chattanooga	L, 23-38
Chattanooga	W, 53-42

1934-35 (Incomplete)

Overall: 3-7

Coach: E.M. Waller

Murray State	L, 23-42
Murray State	L, 28-33
Tennessee Tech	W, 30-24
Tennessee Tech	W, 27-22
WKU	L, 25-35
WKU	L, 29-55
Chattanooga	L, 29-43
Chattanooga	L, 29-48
Memphis State	W, 33-31
Memphis State	L, 23-33

1935-36 (Incomplete)

Overall: 4-5

Coach: Johnny "Red" Floyd

Memphis State	W, 42-35
Memphis State	W, 40-34
Murray State	L, 31-57
Murray State	L, 26-48
Tennessee Tech	L, 26-31
WKU	L, 14-36
WKU	L, 27-47
Chattanooga	W, 34-20
Chattanooga	W, 42-30

1936-37 (Incomplete)

Overall: 2-10

Coach: Johnny "Red" Floyd

Vanderbilt	L, 30-39
Murray State	L, 17-46
Murray State	L, 32-50
Tennessee Tech	L, 26-27
Tennessee Tech	L, 37-43
WKU	L, 28-48
WKU	L, 32-48

1937-38

Overall: 6-10

Coach: Johnny "Red" Floyd

David Lipscomb	L, 29-48
New York Celtics	L, 54-60
Murfreesboro Ramblers	W, 41-31
Murray State	L, 36-66
Murray State	L, 31-45
Cumberland	W, 39-37
Tennessee Tech	L, 29-44
Union (TN)	L, 34-56
David Lipscomb	L, 41-49
Memphis State	W, 30-29
Nashville Raiders	W, 67-35
Union (TN)	L, 24-57
Memphis State	W, 44-43
Cumberland	W, 48-41
Tennessee Tech	L, 26-34
Tennessee Tech	L, 23-50

1938-39

Overall: 5-8

Coach: Johnny "Red" Floyd

New York Celtics	L, 34-50
Memphis State	W, 41-31
Murray State	L, 37-48
Tennessee Tech	L, 34-37
WKU	L, 31-67
David Lipscomb	L, 53-66
Union (TN)	W, 53-40
Memphis State	W, 39-31
Union (TN)	W, 59-34
WKU	L, 29-66
Murray State	L, 48-76
Jacksonville State	L, 45-62
David Lipscomb	W, 31-21

1939-40

Overall: 9-12

Coach: E.W. Midgett

YMHA Peps (Nashville)	W, 35-25
U.S. Royals	W, 38-24
Austin Peay	L, 28-57
WKU	L, 26-60
David Lipscomb	W, 48-21
Chattanooga	L, 29-33
Jacksonville State	W, 55-34
Tennessee Tech	L, 31-39
Memphis State	W, 52-35
Tennessee Tech	W, 47-43
WKU	W, 33-40
Union (TN)	L, 43-46
Austin Peay	L, 38-52

1940-41

Overall: 7-14

Coach: E.W. Midgett

YMHA Peps (Nashville)	W, 31-30
Jacksonville State	W, 37-31
Murray State	L, 37-64
Chattanooga	L, 21-23
Austin Peay	L, 26-40
David Lipscomb	L, 55-56
Memphis State	L, 28-37
WKU	L, 33-60
Sewanee	W, 36-29
Delta State	L, 35-57
Murray State	L, 22-51
Austin Peay	L, 44-75
Union (TN)	L, 52-56
Delta State	L, 36-62
Memphis State	L, 36-52
Sewanee	W, 35-32
Carson-Newman	W, 47-19
Chattanooga	W, 40-22
WKU	L, 38-59
David Lipscomb	W, 45-38
Union (TN)	L, 41-45

1941-42

Overall: 9-9

Coach: E.W. Midgett

191st Field Artillery	W, 54-24
Jacksonville State	W, 35-20
Murray State	L, 33-40
Austin Peay	W, 40-38
Chattanooga	W, 35-31
Memphis State	L, 29-70
David Lipscomb	L, 20-29
Austin Peay	L, 43-44
Sewanee	W, 52-31
Delta State	L, 30-34
Union (TN)	L, 36-51
Murray State	L, 28-52
Memphis State	W, 36-25
Sewanee	W, 53-24
Union (TN)	L, 33-43
Chattanooga	W, 38-18
David Lipscomb	W, 53-42

1942-45

NO TEAMS - WORLD WAR II





- YEAR-BY-YEAR RESULTS -

1945-46 (Incomplete)

Overall: 4-2	
Coach: O.L. Freeman	
Austin Peay	Won
Austin Peay	Won
David Lipscomb	Won
Woodbury (Independent)	Won
Chattanooga	Lost
Chattanooga	Lost

1946-47

Overall: 14-8	
Coach: E.K. Patty	
Bethel	W, 41-39
Sewanee	W, 32-31
Bethel	W, 55-29
N.A.T.T.C	W, 45-30
Memphis State	L, 38-46
Austin Peay	L, 25-45
Spring Hill	L, 22-30
Smyrna Bombers (AF)	W, 33-21
Austin Peay	W, 38-31
Martin College	W, 47-34
Tennessee Tech	L, 34-53
Cumberland	W, 65-41
Memphis State	L, 37-47
David Lipscomb	W, 56-51
Cumberland	W, 52-39
Martin College	W, 51-44
Tennessee Tech	L, 40-52
David Lipscomb	L, 38-46
Sewanee	W, 37-34
Cumberland+	W, 56-22
Austin Peay+	L, 46-64
David Lipscomb+	W, 49-38
+ - TIAC Tournament	

1947-48

Overall: 10-12	
Coach: E.K. Patty	
Memphis State	L, 45-53
Mississippi	L, 36-65
Arkansas State	L, 33-48
Sewanee	W, 47-31
Lincoln Memorial	W, 46-44
Cumberland	W, 45-30
Austin Peay	L, 37-42
Peerless Mills	L, 39-51
Tennessee Tech	L, 38-47
Florence State	W, 57-41
Austin Peay	W, 52-43
David Lipscomb	W, 66-53
Martin College	W, 42-31
Tennessee Tech	L, 56-66
Helps Selfy (Ind.)	L, 53-59
Martin College	W, 58-45
Sewanee	W, 56-38
David Lipscomb	L, 36-43
Memphis State	L, 46-52

David Lipscomb+	L, 42-58
Cumberland+	W, 65-49
Milligan+	L, 53-54
+ - VSAC Tournament	

1948-49

Overall: 11-12	
Coach: Charles Murphy	
Murray State	L, 50-68
Murray State	L, 38-43
Cumberland	W, 86-55
David Lipscomb	L, 50-56
Milligan	L, 67-90
Lincoln Memorial	L, 57-61
Cumberland	W, 47-38
Austin Peay	W, 48-41
Union (TN)	L, 46-56
Tennessee Tech	L, 54-75
David Lipscomb	W, 48-34
Union (TN)	L, 52-57
Bethel	W, 64-40
Peerless Mills	L, 58-67
Tennessee Tech	W, 69-46
Milligan	W, 70-62
Athens College	W, 55-45
Austin Peay	L, 51-58
Memphis State	W, 68-56
Arkansas State	W, 80-37
Lincoln Memorial+	L, 52-59
Cumberland+	W, 68-66
David Lipscomb+	L, 55-59
+ - VSAC Tournament	

1949-50 (Incomplete)

Overall: 14-13	
Coach: Charles N. Greer	
Sewanee	L, 41-54
Millington Naval Base	W, 40-36
Memphis State	L, 50-64
Milligan	W, 72-58
David Lipscomb	L, 41-46
Florence State	L, 67-70
Tennessee Tech	L, 45-56
ETSU	W, 63-57
Union (TN)	W, 46-43
David Lipscomb	W, 44-40
Murray State	L, 37-79
Lincoln Memorial	W, 52-43
Chattanooga	L, 57-61
Smyrna Air Base	W, 84-59
Cumberland	W, 77-30
Cumberland	W, 61-25
Birmingham Southern	W, 56-52
Murray State	L, 59-100
Chattanooga	W, 51-40
Florence State	L, 45-68
Union (TN)	L, 60-70
Tennessee Tech	W, 54-53
Birmingham Southern	L, 51-57

Vanderbilt	L, 39-74
Lincoln Memorial	L, 59-61
Milligan	W, 75-73
David Lipscomb	W, 61-55

1950-51

Overall: 8-14	
Coach: Charles N. Greer	
Vanderbilt	L, 45-58
Florence State	L, 64-80
Austin Peay	L, 65-76
Cumberland	W, 48-44
Sewanee	W, 49-34
David Lipscomb	L, 50-73
Tennessee Tech	L, 37-51
Union (TN)	L, 48-60
Chattanooga	L, 51-60
David Lipscomb	L, 38-88
Sewanee	W, 56-52
Lincoln Memorial	W, 57-53
Tennessee Tech	L, 35-59
Austin Peay	L, 58-71
Cumberland	W, 82-51
Chattanooga	W, 64-62
Union (TN)	L, 63-81
Birmingham Southern	L, 62-67
Florence State	W, 69-68
Lincoln Memorial+	L, 57-61
Milligan+	W, 106-93
ETSU+	L, 62-72
+ - VSAC Tournament	

1951-52

Overall: 19-12	
Coach: Charles N. Greer	
Sewart Air Base	W, 62-36
Sewanee	W, 54-51
Bethel	W, 61-42
Vanderbilt	L, 49-80
Lincoln Memorial	W, 51-48
Milligan	W, 88-56
ETSU	L, 65-70
Austin Peay	L, 49-59
Bethel	L, 48-65
David Lipscomb	W, 57-44
Birmingham Southern	W, 54-52
Union (TN)	L, 59-72
Sewanee	W, 53-42
Lincoln Memorial	W, 55-53
Tennessee Tech	W, 57-56
Chattanooga	W, 62-60
Austin Peay	W, 62-44
David Lipscomb	L, 53-65
Memphis State	L, 57-92
Milligan	W, 89-50
Birmingham Southern	W, 73-57
ETSU	W, 66-64
Tennessee Tech	L, 54-66
Chattanooga	W, 68-44



- YEAR-BY-YEAR RESULTS -

Union (TN)	L, 50-59
Memphis State	L, 46-61
Lincoln Memorial+	W, 87-65
Union (TN)+	L, 56-80
Austin Peay+	W, 63-46
ETSU+	W, 52-46
Memphis State#	L, 39-52
+ - VSAC Tournament	
# - Sectional NAIB Tournament	

1952-53

Overall: 7-16 • OVC: 0-10
Coach: Charles N. Greer

WKU*	L, 57-87
Eastern Kentucky*	L, 67-73
Sewanee	L, 60-70
Murray State*	L, 67-78
David Lipscomb	L, 60-61
Morehead State*	L, 74-94
Eastern Kentucky*	L, 63-101
Memphis State	W, 77-62
Austin Peay	W, 77-73
Murray State*	L, 73-78
Morehead State*	L, 83-88
Union (TN)	L, 74-91
Tennessee Tech*	L, 62-85
Austin Peay	W, 92-59
David Lipscomb	W, 69-57
Chattanooga	L, 71-93
Union (TN)	W, 62-59
Sewanee	W, 85-73
Chattanooga	W, 79-70
Tennessee Tech*	L, 67-77
WKU*	L, 57-95
David Lipscomb+	L, 75-85
Murray State#	L, 70-79

* - Ohio Valley Conference Game
+ - VSAC Tournament
- OVC Tournament (Louisville, Ky.)

1953-54

Overall: 11-17 • OVC: 1-9
Coach: Charles N. Greer

Morehead State*	L, 80-93
Eastern Kentucky*	W, 60-59
Belmont	W, 74-68
Sewanee	W, 100-78
WKU*	L, 80-88
David Lipscomb	W, 83-70
Sewanee	L, 60-67
Vanderbilt	L, 65-86
WKU*	L, 67-98
Memphis State	L, 68-75
Lincoln Memorial	W, 82-55
ETSU	L, 62-82
ETSU	L, 64-73
Memphis State	L, 65-82
Tennessee Tech*	L, 81-92
Lincoln Memorial	W, 85-72

Austin Peay	W, 60-55
Morehead State*	L, 72-83
Eastern Kentucky*	L, 79-83
Murray State*	L, 83-105
Tennessee Tech*	L, 71-78
Murray State*	L, 77-88
Austin Peay	W, 81-70
David Lipscomb+	W, 73-66
Bethel+	L, 60-66
Union (TN)+	W, 86-65
Murray State#	W, 86-84
Eastern Kentucky#	L, 69-95
* - Ohio Valley Conference Game	
+ - VSAC Tournament	
# - OVC Tournament (Louisville, Ky.)	

1954-55

Overall: 11-16 • OVC: 2-8
Coach: Charles N. Greer

Memphis State	L, 80-95
David Lipscomb	L, 75-90
ETSU	L, 63-78
Murray State*	L, 80-104
Murray State*	L, 73-104
WKU*	L, 71-83
Austin Peay	W, 79-69
WKU*	W, 84-77
David Lipscomb	W, 79-68
Eastern Kentucky*	L, 84-108
Morehead State*	L, 79-98
ETSU	L, 79-82
Lincoln Memorial	L, 70-77
Memphis State	L, 86-91
Austin Peay	W, 78-65
Morehead State*	L, 96-97
Tennessee Tech*	L, 68-70
Eastern Kentucky	L, 69-109
Belmont	W, 109-99
Tennessee Tech	W, 78-77
Lincoln Memorial+	W, 92-91
Belmont+	W, 77-69
Bethel+	W, 106-87
Morehead State#	L, 68-123
Bethel!	W, 93-84
Lincoln Memorial!	W, 85-79
Southeastern Oklahoma!	L, 67-120

* - Ohio Valley Conference Game
+ - VSAC Tournament
- OVC Tournament (Louisville, Ky.)
! - NAIA Playoffs

1955-56

Overall: 6-15 • OVC: 0-10
Coach: Charles N. Greer

Belmont	W, 83-51
Eastern Kentucky*	L, 69-82
Morehead State*	L, 78-95
David Lipscomb	W, 88-66
Murray State*	L, 66-86

Eastern Kentucky*	L, 75-88
Morehead State*	L, 70-93
Austin Peay	L, 81-85 (OT)
Murray State*	L, 82-104
Belmont	W, 99-94
Tennessee Tech*	L, 65-71
Austin Peay	L, 65-96
WKU*	L, 78-86
David Lipscomb	L, 75-76 (OT)
Tennessee Tech*	L, 68-73
ETSU	L, 73-84
WKU*	L, 85-100
David Lipscomb#	W, 75-69
Austin Peay#	W, 72-63
ETSU#	W, 80-57
Belmont+	L, 88-92

* - Ohio Valley Conference Game
- Capitol City Tournament
+ - VSAC Tournament

1956-57

Overall: 12-13 • OVC: 2-8
Home: 5-6 • Away: 4-7 • Neutral: 3-0
Coach: Ed Diddle Jr.

D4 West Texas State	W, 96-78
D8 at Morehead State*	L, 72-95
D10 Belmont	L, 56-66
J2 Murray State*	L, 68-98
J5 at Kentucky Wesleyan	L, 58-65
J7 Eastern Kentucky*	L, 62-63
J9 Milligan	W, 84-63
J12 at Tennessee Tech*	W, 85-80 (OT)
J14 Austin Peay	L, 60-65
J19 at Belmont	L, 69-78
J21 ETSU	W, 61-55
J28 Morehead State*	L, 61-70
J30 WKU*	L, 72-79
F2 at David Lipscomb	W, 75-73 (OT)
F4 Tennessee Tech*	W, 84-77
F8 at Milligan	W, 91-83
F9 at ETSU	W, 79-61
F13 at Murray State*	L, 80-86
F14 David Lipscomb	W, 75-43
F16 at Austin Peay	L, 76-88
F18 at Eastern Kentucky*	L, 104-109
F20 at WKU*	L, 82-86
F21 Union (TN)+	W, 85-65
F22 Austin Peay+	W, 68-65
F23 East Tennessee+	W, 83-74

* - Ohio Valley Conference Game
+ - VSAC Tournament

1957-58

Overall: 11-10 • OVC: 4-6
Home: 7-4 • Away: 4-6 • Neutral: 0-0
Coach: Ed Diddle Jr.

D9 Kentucky Wesleyan	L, 69-79
D13 at Austin Peay	W, 78-74 (OT)
D16 at West Texas State	W, 88-85





- YEAR-BY-YEAR RESULTS -

D18	at New Mexico A&M	L, 71-82
D20	at Midwestern Univ.	L, 65-84
J4	Morehead State*	W, 71-68
J7	David Lipscomb	W, 68-61
J10	Birmingham Southern	W, 63-54
J13	Tennessee Tech*	L, 65-76
J15	at Murray State*	W, 80-72
J20	Eastern Kentucky*	W, 77-76
J23	at WKU*	L, 67-69
J25	at Morehead State*	L, 79-99
J28	David Lipscomb	W, 77-65
F1	ETSU	W, 62-57
F5	Murray State*	L, 66-71
F10	at Eastern Kentucky*	L, 67-72
F13	Austin Peay	L, 78-93
F15	at Tennessee Tech*	L, 69-73 (OT)
F18	WKU*	W, 81-75
F22	at ETSU	W, 72-59

* - Ohio Valley Conference Game

1958-59

Overall: 9-17 • OVC: 4-8

Home: 5-7 • Away: 4-8 • Neutral: 0-2

Coach: Ed Diddle Jr.

D2	David Lipscomb	W, 79-52
D8	Abilene Christian	L, 69-81
D10	McNeese State	L, 49-50
D11	Southern Mississippi	W, 68-64
D13	vs. Kentucky Wesleyan&	L, 70-77
D29	vs. Ohio University#	L, 66-77
D30	at Kentucky Wesleyan#	W, 78-72
J5	at David Lipscomb	L, 82-84
J10	Austin Peay	W, 95-86
J12	at Tennessee Tech*	L, 75-98
J15	at Eastern Kentucky*	L, 66-93
J17	Morehead State*	L, 81-94
J19	WKU*	L, 65-89
J23	at Louisiana	W, 85-79
J24	at McNeese State	L, 54-74
J26	at Southern Mississippi	L, 66-80
J31	Murray State*	W, 78-66
F2	Eastern Kentucky*	L, 64-80
F5	at Morehead State*	L, 78-101
F9	ETSU*	L, 66-68
F12	at Austin Peay	L, 83-91
F14	Tennessee Tech*	W, 87-75
F17	at ETSU*	W, 64-62
F21	Kentucky Wesleyan	L, 73-84
F24	at Murray State*	W, 84-82
F28	at WKU*	L, 85-110

& - at Prestonsburg, Ky.

- All-American City Tournament (Owensboro, Ky.)

* - Ohio Valley Conference Game

1959-60

Overall: 9-14 • OVC: 2-10

Home: 6-5 • Away: 2-8 • Neutral: 1-1

Coach: Ed Diddle Jr.

D1	David Lipscomb	W, 109-73
D5	Louisiana	W, 81-72
D8	Northwest Louisiana	W, 67-64
D12	at Louisiana Tech	L, 63-81
D14	at Centenary	W, 67-65
D18	vs. Southern Illinois#	L, 69-78
D19	vs. VMI#	W, 78-72
J5	at Murray State*	L, 70-80
J9	ETSU*	W, 80-76
J11	Austin Peay	W, 71-60
J14	Eastern Kentucky*	L, 69-88
J16	at Morehead State*	L, 82-83
J23	at David Lipscomb	W, 96-78
J26	at Tennessee Tech*	L, 69-76
J30	at Eastern Kentucky*	L, 77-100
F1	Morehead State*	W, 89-82
F6	WKU*	L, 89-109
F10	Murray State*	L, 65-78
F13	Tennessee Tech*	L, 64-70
F15	at Austin Peay	L, 78-88
F18	Kentucky Wesleyan	L, 82-92
F22	at ETSU*	L, 106-123
F27	at WKU*	L, 80-109

- All-American City Tournament (Owensboro, Ky.)

* - Ohio Valley Conference Game

1960-61

Overall: 9-14 • OVC: 4-8

Home: 6-5 • Away: 2-8 • Neutral: 1-1

Coach: Ed Diddle Jr.

D1	WKU*	L, 67-70
D5	Nicholls State	W, 66-54
D8	Stetson	W, 69-56
D9	Southwestern Louisiana	L, 64-66
D12	at Morehead State*	L, 75-85
D15	Austin Peay	W, 83-79 (OT)
D28	vs. Northwest Louisiana#	W, 81-74
D29	vs. Ole Miss#	L, 62-64
D30	at Centenary#	L, 67-76 (OT)
J4	Murray State*	L, 58-97
J7	at ETSU*	W, 100-90
J12	at David Lipscomb	L, 66-68 (OT)
J14	at Eastern Kentucky*	L, 63-90
J23	at Austin Peay	L, 81-89
J26	Eastern Kentucky*	L, 57-67
J28	Morehead State*	L, 66-80
F8	at Murray State*	L, 74-77
F11	Tennessee Tech*	W, 88-78
F15	at Memphis State	L, 61-81
F18	David Lipscomb	W, 94-74
F20	ETSU*	W, 83-73
F22	at Tennessee Tech*	W, 75-68
F25	at WKU*	L, 73-84

- Gulf South Classic (Shreveport, La.)

* - Ohio Valley Conference Game

1961-62

Overall: 6-12 • OVC: 2-10

Home: 5-6 • Away: 1-6 • Neutral: 0-0

Coach: Ed Diddle Jr.

D1	Stetson	W, 77-76 (OT)
D7	San Fernando Valley	W, 59-54
D14	Jacksonville (Fla.)	L, 76-78
J3	at Murray State*	L, 61-83
J6	ETSU*	W, 58-55 (OT)
J8	at Austin Peay	L, 77-81
J13	Austin Peay	W, 75-68
J20	at WKU*	L, 69-89
J23	at Tennessee Tech*	L, 58-61
J27	Morehead State*	L, 67-70
J29	Eastern Kentucky*	L, 56-64
J29	Centenary	W, 64-63
F3	Murray State*	L, 68-69
F7	at Morehead State*	W, 72-69
F10	WKU*	L, 81-87
F13	at ETSU*	L, 70-78
F19	Tennessee Tech*	L, 63-64 (OT)
F21	at Eastern Kentucky*	L, 69-113

* - Ohio Valley Conference Game

1962-63

Overall: 9-15 • OVC: 4-8

Home: 5-6 • Away: 2-9 • Neutral: 2-0

Coach: Bill Stokes

D3	at Florence State	W, 86-77 (OT)
D6	Austin Peay	L, 66-69
D8	at Morehead State*	L, 59-103
D10	WKU*	W, 86-82
D14	vs. Rollins College+	W, 79-61
D15	vs. Presbyterian+	W, 82-80
J2	Murray State*	W, 86-82
J3	MacMurray	L, 68-77
J5	at ETSU*	W, 59-57
J10	at Austin Peay	L, 60-83
J12	Florence State	L, 64-67
J14	Tennessee Tech*	L, 61-81
J19	Huntingdon	W, 79-74
J25	ETSU*	L, 57-80
J26	at Ole Miss	L, 68-77
J29	at Chattanooga	L, 69-78
F2	at Eastern Kentucky*	L, 81-116
F6	at Murray State*	L, 73-109
F12	at WKU*	L, 71-79
F14	at Huntingdon	L, 72-87
F16	Morehead State*	L, 67-79
F18	at Tennessee Tech*	L, 60-61
F20	Eastern Kentucky*	W, 78-71 (OT)
F25	Chattanooga	W, 77-66

+ - Hatter Invitational (DeLand, Fla.)

* - Ohio Valley Conference Game



- YEAR-BY-YEAR RESULTS -

1963-64

Overall: 11-10 • OVC: 5-9

Home: 9-3 • Away: 2-7 • Neutral: 0-0

Coach: Bill Stokes

D2	Transylvania	W, 74-70
D7	Morehead State*	L, 91-96
D9	Florence State	W, 99-87
D14	at WKU*	L, 54-90
D16	Austin Peay*	W, 91-69
D19	Georgia Southern	W, 88-83
J2	MacMurray	W, 98-84
J7	at Murray State*	L, 69-98
J11	ETSU*	W, 59-54
J16	at Austin Peay*	L, 65-73
J18	at Chattanooga	L, 71-86
J27	Tennessee Tech*	L, 57-61 (OT)
J30	at Florence State	W, 98-97
F1	at Morehead State*	W, 92-85
F3	Chattanooga	W, 81-73
F5	at ETSU*	L, 70-88
F10	Murray State*	L, 79-86
F13	Eastern Kentucky*	W, 83-73
F18	WKU*	W, 93-84
F21	at Eastern Kentucky*	L, 86-97
F24	at Tennessee Tech*	L, 76-81

* - Ohio Valley Conference Game

1964-65

Overall: 6-17 • OVC: 4-10

Home: 4-7 • Away: 2-10 • Neutral: 0-1

Coach: Bill Stokes

D3	at UT-Martin	W, 94-89 (OT)
D4	St. Bernard	L, 95-99
D7	Florence State	W, 95-77
D12	at DePaul	L, 68-89
D14	at Loyola of Chicago	L, 85-117
D17	Parsons	L, 77-85
D21	vs. WKU#	L, 65-100
J4	at Austin Peay*	W, 82-77
J9	at Morehead State*	L, 73-96
J11	at Eastern Kentucky*	L, 69-99
J14	Chattanooga*	L, 68-91
J16	Tennessee Tech*	L, 100-109
J23	Austin Peay*	W, 125-95
J25	ETSU*	W, 100-99
J30	at WKU*	L, 84-134
F2	Murray State*	L, 76-90
F6	Eastern Kentucky*	L, 83-95
F8	Morehead State*	W, 87-82
F10	at Florence State	L, 81-87
F15	at Tennessee Tech*	L, 79-87
F18	WKU*	L, 83-94
F20	at Chattanooga	L, 77-101
F24	at Murray State*	L, 89-91 (OT)
M1	at ETSU*	L, 74-106

* - Ohio Valley Conference Game

- OVC Tournament (Louisville, Ky.)

1965-66

Overall: 7-17 • OVC: 3-11

Home: 5-7 • Away: 2-9 • Neutral: 0-1

Coach: Ken Trickey

D2	UT-Martin	W, 59-57
D4	at Florence State	W, 88-73
D6	Transylvania	W, 82-77
D9	Union (TN)	L, 72-79
D11	at Dayton	L, 63-90
D14	Chattanooga	L, 71-74
D20	vs. Murray State#	L, 65-86
J4	Murray State*	L, 73-89
J8	Morehead State*	L, 64-78
J10	Eastern Kentucky*	L, 80-98
J15	Tennessee Tech*	L, 73-91
J22	at ETSU*	W, 74-72
J27	Florence State	W, 86-78
J31	WKU*	L, 56-93
F5	Austin Peay*	W, 86-85
F7	at Chattanooga	L, 100-101
F9	at Murray State*	L, 81-107
F12	at Eastern Kentucky*	L, 66-70
F14	at Morehead State*	L, 76-94
F17	at Belmont	L, 80-99
F19	ETSU*	W, 102-96
F21	at Tennessee Tech*	L, 77-108
F26	at Austin Peay*	L, 91-97
F28	at WKU*	L, 47-81

* - Ohio Valley Conference Game

- OVC Tournament (Louisville, Ky.)

1966-67

Overall: 10-15 • OVC: 4-10

Home: 5-6 • Away: 4-8 • Neutral: 1-1

Coach: Ken Trickey

D1	UT-Martin	W, 108-94
D3	Florence State	W, 111-79
D10	at UT-Martin	L, 78-94
D12	Chattanooga	L, 105-107 (OT)
D15	at Union (TN)	W, 66-56
D19	vs. Austin Peay#	W, 71-70
D20	vs. ETSU#	L, 72-86
J5	Belmont	W, 81-58
J7	at ETSU*	W, 45-43
J9	at Tennessee Tech*	L, 71-82
J14	Morehead State*	L, 67-91
J16	Eastern Kentucky*	W, 78-74
J18	Murray State*	L, 93-96 (OT)
J21	at Florence State	W, 78-73
J28	Austin Peay*	L, 66-82
J30	at Murray State*	L, 75-91
F4	WKU*	L, 62-95
F6	at Chattanooga	L, 87-106
F11	Tennessee Tech*	W, 83-72
F13	ETSU*	L, 68-69
F18	at Eastern Kentucky*	L, 73-93
F20	at Morehead State*	L, 62-87
F22	at Transylvania	L, 64-74
F25	at Austin Peay*	W, 78-72

M4 at WKU* L, 46-55

* - Ohio Valley Conference Game

- OVC Tournament (Louisville, Ky.)

1967-68

Overall: 15-9 • OVC: 7-7

Home: 10-2 • Away: 5-6 • Neutral: 0-1

Coach: Ken Trickey

D1	vs. WKU#	L, 76-91
D9	at UT Martin	W, 88-69
D12	Bellarmine	W, 87-72
D14	at Chattanooga	W, 88-66
D16	at Belmont	W, 77-68
D30	at Oglethorpe	W, 77-75 (OT)
J4	at Murray State*	L, 74-77
J6	ETSU*	W, 72-63
J8	Tennessee Tech*	W, 76-62
J13	at Morehead State*	L, 69-84
J15	at Eastern Kentucky*	L, 76-98
J27	at Austin Peay*	W, 97-92
J29	Murray State*	L, 72-91
F1	UT-Martin	W, 100-83
F3	WKU*	W, 84-83
F6	Oglethorpe	L, 81-91
F8	Chattanooga	W, 78-70
F10	at Tennessee Tech*	L, 65-67
F12	at ETSU*	L, 74-100
F17	Eastern Kentucky*	W, 83-81
F19	Morehead State*	W, 92-88
F21	Transylvania	W, 92-73
F24	Austin Peay*	W, 96-78
M2	at WKU*	L, 71-94

* - Ohio Valley Conference Game

- OVC Tournament (Nashville, Tenn.)

1968-69

Overall: 13-13 • OVC: 4-10

Home: 9-4 • Away: 4-9 • Neutral: 0-0

Coach: Ken Trickey

N20	Tennessee Wesleyan	W, 92-67
D2	Oral Roberts	W, 115-98
D5	Bethel	W, 101-83
D7	at UT-Martin	W, 103-89
D9	at Bellarmine	L, 79-80
D14	Belmont	W, 87-52
D18	Carson-Newman	W, 78-70
D21	at Pan-American	L, 71-78
J2	Athens College	W, 111-86
J4	at Tennessee Tech*	L, 58-67
J6	at ETSU*	L, 84-91
J11	Morehead State*	W, 93-88 (OT)
J13	Eastern Kentucky*	L, 89-90 (2OT)
J18	at Murray State*	L, 68-70
J23	at Tenn. Wesleyan	W, 79-69
J25	Austin Peay*	W, 97-79
F1	at WKU*	L, 79-85
F5	Murray State*	L, 71-74
F8	WKU*	L, 81-84
F10	at Morehead State*	L, 74-106



- YEAR-BY-YEAR RESULTS -

F15	Tennessee Tech*	L, 70-74
F17	ETSU*	W, 82-78
F22	at Eastern Kentucky*	L, 89-93
F24	at Transylvania	L, 64-78
F27	at Chattanooga	W, 96-83
M1	at Austin Peay*	W, 89-83

* - Ohio Valley Conference Game

1969-70

Overall: 15-11 • OVC: 6-8

Home: 9-6 • Away: 6-5 • Neutral: 0-0

Coach: Jimmy Earle

D4	Bethel	L, 64-66
D6	Tennessee Wesleyan	W, 56-52
D8	at Belmont	W, 89-71
D13	Bellarmine	L, 75-79
D15	Appalachian State	W, 53-50
D17	at Carson-Newman	L, 72-78
D30	UT-Martin	W, 83-78
J3	ETSU*	L, 51-54
J5	Tennessee Tech*	L, 51-57
J10	at Morehead State*	L, 67-88
J12	at Eastern Kentucky*	L, 78-88
J15	Chattanooga	W, 79-68
J22	at Tenn. Wesleyan	W, 81-56
J24	Austin Peay*	W, 96-87
J26	at St. Francis (PA)	W, 80-73
J28	Pan-American	W, 87-61
J31	WKU*	L, 74-83
F5	Athens College	W, 89-74
F7	at WKU*	L, 60-72
F9	Morehead State*	W, 80-64
F11	at Murray State*	L, 65-88
F14	at Tennessee Tech*	W, 90-72
F16	at ETSU*	W, 66-64
F21	Eastern Kentucky*	W, 74-68
F23	Murray State*	L, 72-83
F28	at Austin Peay*	W, 85-69

* - Ohio Valley Conference Game

1970-71

Overall: 11-15 • OVC: 3-11

Home: 7-5 • Away: 4-10 • Neutral: 0-0

Coach: Jimmy Earle

D2	Tusculum College	W, 91-58
D5	Troy State	W, 77-58
D10	Shorter College	W, 88-62
J4	at Tennessee Tech*	L, 58-74
J4	at ETSU*	L, 72-80
J9	Morehead State*	W, 71-69
J11	Eastern Kentucky*	L, 64-88
J14	at Tenn. Wesleyan	W, 69-63
J23	at Austin Peay*	L, 70-71
J25	at Georgia State	W, 72-61
J28	Chattanooga	L, 68-70
J30	at WKU*	L, 66-80
F1	at Appalachian State	L, 63-74
F3	at Bellarmine	W, 79-75
F6	WKU*	L, 73-87

F8	Murray State*	L, 47-51
F10	at Pan-American	L, 75-76
F13	ETSU*	W, 72-71
F15	Tennessee Tech*	W, 69-60
F18	at Chattanooga	L, 82-86
F20	at Eastern Kentucky*	L, 60-65
F22	at Morehead State*	L, 55-70
F25	UT-Martin	W, 66-59
F27	Austin Peay*	L, 75-81
M1	at Murray State*	L, 69-92
M4	at UT-Martin	W, 74-72

* - Ohio Valley Conference Game

1971-72

Overall: 15-11 • OVC: 5-9

Home: 10-5 • Away: 4-6 • Neutral: 0-0

Coach: Jimmy Earle

D2	Tennessee Wesleyan	W, 69-53
D4	at UT-Martin	L, 65-66
D6	Belmont	W, 88-70
D14	at MacMurray	W, 77-74
D18	at Florence State	W, 90-72
J8	Birmingham Southern	W, 82-59
J10	Pan-American	L, 64-72
J15	ETSU*	W, 74-68
J17	Tennessee Tech*	W, 66-55
J20	UT-Martin	W, 77-57
J22	at Eastern Kentucky*	L, 53-85
J24	at Morehead State*	L, 63-64
J27	Chattanooga	W, 65-63
J29	Murray State*	L, 64-73
J31	at Austin Peay*	W, 54-50
F2	St. Francis (PA)	W, 81-73
F5	WKU*	W, 78-67
F7	Georgia State	W, 98-53
F12	at Tennessee Tech*	L, 58-59
F14	at ETSU*	W, 64-40
F17	at Chattanooga	W, 75-57
F19	Morehead State*	L, 68-71
F21	Eastern Kentucky*	L, 91-92
F26	Austin Peay*	L, 74-84
F28	at Murray State*	L, 46-52
M4	at WKU*	L, 71-85

* - Ohio Valley Conference Game

1972-73

Overall: 12-13 • OVC: 5-9

Home: 8-6 • Away: 4-7 • Neutral: 0-0

Coach: Jimmy Earle

D2	at ULM	W, 73-69
D4	at Pan-American	W, 78-72
D11	Vanderbilt	L, 57-69
D13	UNC-Asheville	W, 87-71
J8	Bellarmine	W, 74-68
J10	MacMurray	W, 113-75
J13	at Tennessee Tech*	L, 70-75
J15	at ETSU*	W, 71-68
J17	at Georgia State	L, 62-67
J20	Morehead State*	L, 63-72

J22	Eastern Kentucky*	L, 77-80
J27	at Austin Peay*	L, 73-93
J29	Murray State*	L, 82-90
J31	at Chattanooga	W, 81-78
F3	at WKU*	L, 68-86
F8	Parsons	W, 85-67
F10	ETSU*	W, 71-58
F12	Tennessee Tech*	W, 78-67
F15	Chattanooga	L, 75-83
F17	at Eastern Kentucky*	L, 58-74
F19	at Morehead State*	L, 87-89
F22	ULM	L, 68-74
F24	at Murray State*	L, 68-71
F26	Austin Peay*	W, 87-86
M3	WKU	W, 92-80

* - Ohio Valley Conference Game

1973-74

Overall: 18-8 • OVC: 9-5

Home: 14-1 • Away: 3-6 • Neutral: 1-1

Coach: Jimmy Earle

D1	St. Bernard	W, 108-73
D4	ULM	L, 85-87
D7	vs. Tennessee State+	L, 59-63
D8	vs. Nebraska+	W, 76-65
D11	Va. Commonwealth	W, 102-80
D13	Cal State-Sonoma	W, 105-76
D20	at Western Carolina	W, 92-76
D28	Tennessee State	W, 85-77
J5	Texas Wesleyan	W, 109-62
J7	Chattanooga	W, 85-74
J9	Buffalo State	W, 104-69
J12	Tennessee Tech*	W, 93-81
J14	ETSU*	W, 82-63
J19	at Morehead State*	L, 77-82
J21	at Eastern Kentucky*	L, 70-73
J26	Austin Peay*	W, 90-87 (OT)
J28	at Murray State*	W, 74-71
F2	WKU*	W, 100-89
F4	at Chattanooga	L, 94-96
F9	at ETSU*	L, 76-80
F11	at Tennessee Tech*	W, 69-67
F16	Eastern Kentucky*	W, 90-68
F18	Morehead State*	W, 82-81
F23	Murray State*	W, 90-79
F25	at Austin Peay*	L, 66-91
M2	at WKU*	L, 75-85

+ - Vanderbilt Invitational (Nashville, Tenn.)

* - Ohio Valley Conference Game

1974-75

Overall: 23-5 • OVC: 12-2

Home: 15-0 • Away: 7-3 • Neutral: 1-2

Coach: Jimmy Earle

N29	vs. Pennsylvania+	L, 74-101
N30	vs. Ole Miss+	W, 79-68
D5	Wisconsin-Green Bay	W, 73-57
D7	at ULM	W, 91-81
D9	Belmont	W, 94-53



- YEAR-BY-YEAR RESULTS -

D19	Presbyterian	W, 115-64
D28	at Vanderbilt	L, 68-81
D30	David Lipscomb	W, 82-50
J4	VMI	W, 93-89
J7	at Tennessee State	W, 81-67
J11	at ETSU*	W, 80-74
J13	at Tennessee Tech*	W, 67-65
J18	Eastern Kentucky*	W, 91-70
J20	Morehead State*	W, 91-87
J25	at Murray State*	W, 84-77
J27	Austin Peay*	W, 101-70
F1	at WKU*	W, 102-95
F3	Tennessee State	W, 82-81
F8	Tennessee Tech*	W, 102-83
F10	ETSU*	W, 85-81
F15	at Morehead State*	L, 85-89
F17	at Eastern Kentucky*	W, 83-77
F22	at Austin Peay*	L, 65-70
F24	Murray State*	W, 99-90
M1	WKU*	W, 89-86
M7	Morehead State#	W, 85-68
M8	Austin Peay#	W, 89-75
M15	vs. Oregon State!	L, 67-78
+ - Clemson Invitational (Clemson, S.C.)		
* - Ohio Valley Conference Game		
# - OVC Tournament (Murfreesboro, Tenn.)		
! - NCAA Tournament		

1975-76

Overall: 16-12 • OVC: 6-8
Home: 12-3 • Away: 3-8 • Neutral: 1-1
Coach: Jimmy Earle

D1	Sewanee	W, 88-71
D4	Morris Harvey	W, 89-67
D8	at Alabama	L, 62-76
D13	Rio Grande	W, 89-65
D19	vs. Clemson+	L, 46-82
D20	vs. Army+	W, 78-71
D23	Mercer	W, 83-72
D29	Cal Poly-SLO	W, 69-64
J3	Athens College	W, 65-63
J7	Chattanooga	L, 72-83
J9	Palm Beach Atlantic	W, 93-69
J12	Western Kentucky*	L, 69-83
J17	Tennessee Tech*	W, 76-74
J19	East Tennessee*	W, 79-60
J24	at Morehead State*	L, 63-74
J26	at Eastern Kentucky*	L, 57-62
J31	at Austin Peay*	L, 55-61
F2	at Murray State*	L, 60-71
F7	at WKU*	W, 71-65
F9	Austin Peay*	L, 77-79
F14	at ETSU*	L, 74-88
F16	at Tennessee Tech*	L, 89-96
F21	Eastern Kentucky*	W, 95-75
F23	Morehead State*	W, 93-67
F25	at Marshall	W, 99-82
F28	Murray State*	W, 86-78
M1	at Tennessee Tech#	W, 84-72

M4	at WKU#	L, 78-88
+ - Volunteer Classic (Knoxville, Tenn.)		
* - Ohio Valley Conference Game		
^ - OVC Tournament First Round		
# - OVC Tournament (Bowling Green, Ky.)		

1976-77

Overall: 20-9 • OVC: 9-5
Home: 11-3 • Away: 8-5 • Neutral: 1-1
Coach: Jimmy Earle

D1	Arkansas-Little Rock	W, 85-54
D4	Athens College	W, 97-72
D9	Valdosta State	W, 92-75
D11	at VCU	W, 59-50
D13	Troy State	W, 88-67
D18	Chattanooga	L, 73-75 (OT)
D21	at Bellarmine	W, 75-70
D29	at Vanderbilt	L, 59-62
J3	at Mercer	W, 59-55 (OT)
J5	Culver-Stockton	W, 79-55
J8	at ETSU*	W, 52-51
J10	at Tennessee Tech*	W, 73-68
J15	Eastern Kentucky*	W, 86-71
J17	Morehead State*	W, 65-52
J22	at Murray State*	L, 70-71
J24	Austin Peay*	L, 62-63
J29	at WKU*	W, 67-60
J31	at Chattanooga	L, 90-101
F2	Marshall	W, 94-87
F5	Tennessee Tech*	W, 98-91 (OT)
F7	ETSU*	W, 78-67
F12	at Eastern Kentucky*	W, 71-66
F14	at Morehead State*	L, 67-74
F19	at Austin Peay*	L, 61-67
F21	Murray State*	W, 74-70
F26	WKU*	L, 74-76
M4	vs. Morehead State#	W, 92-70
M5	at Austin Peay#	W, 77-65
M13	vs. Detroit!	L, 76-93
* - Ohio Valley Conference Game		
# - OVC Tournament (Clarksville, Tenn.)		
! - NCAA Tournament (Baton Rouge, La.)		

1977-78

Overall: 18-8 • OVC: 10-4
Home: 11-2 • Away: 6-4 • Neutral: 1-2
Coach: Jimmy Earle

N17	at Oral Roberts	L, 55-58
D1	Athens College	W, 79-68
D5	Georgia College	W, 92-54
D9	Georgia Southwestern	W, 79-58
D12	at Ole Miss	W, 61-53
D17	UNC-Asheville	W, 74-62
D19	at Michigan State	L, 51-72
D28	vs. Pepperdine+	L, 61-68
D29	vs. Bucknell+	W, 77-65
J2	Culver-Stockton	W, 81-34
J4	Urbana College	W, 84-48
J7	at Morehead State*	W, 92-59

J9	at Eastern Kentucky*	W, 93-86
J14	Tennessee Tech*	L, 60-65
J16	ETSU*	W, 68-61
J21	Austin Peay*	L, 62-64
J23	at Murray State*	W, 78-77
J28	WKU*	W, 98-69
F4	Eastern Kentucky*	W, 74-73 (OT)
F6	Morehead State*	W, 37-36
F11	at Tennessee Tech*	W, 57-51
F13	at ETSU*	W, 62-53
F18	Murray State*	W, 57-56
F20	at Austin Peay*	L, 72-80
F25	at WKU*	L, 78-87
M2	vs. Austin Peay#	L, 61-66
+ - Senior Bowl Tournament (Mobile, Ala.)		
* - Ohio Valley Conference Game		
# - OVC Tournament (Bowling Green, Ky.)		

1978-79

Overall: 16-11 • OVC: 7-5
Home: 11-4 • Away: 4-7 • Neutral: 1-0
Coach: Jimmy Earle

N30	North Carolina Central	W, 72-55
D2	Georgia College	W, 74-54
D5	at Alabama	L, 66-89
D7	Pikeville College	W, 84-74
D9	at Mississippi State	L, 50-85
D11	Tennessee State	L, 64-69
D18	McNeese State	W, 67-61
D20	Central Arkansas	W, 87-78
D22	at UNLV+	L, 83-95
D23	vs. UC-Santa Barbara+	W, 72-65
D30	David Lipscomb	W, 91-72
J2	UNC-Asheville	W, 98-61
J6	Morehead State*	W, 99-97 (OT)
J8	Eastern Kentucky*	L, 77-81
J10	at Tennessee Tech*	L, 73-83
J14	at Austin Peay*	W, 74-58
J17	Murray State*	W, 84-71
J19	at WKU*	L, 70-72 (OT)
F3	at Eastern Kentucky*	L, 83-84
F5	at Morehead State*	W, 70-66
F8	Mercer	L, 61-64 (OT)
F10	Tennessee Tech*	L, 72-76 (OT)
F14	at Mercer	W, 62-61
F17	at Murray State*	W, 69-67
F19	Austin Peay*	W, 58-56 (OT)
F24	WKU*	W, 81-76
M2	at Eastern Kentucky#	L, 81-90
+ - Rebel Roundup (Las Vegas, Nev.)		
* - Ohio Valley Conference Game		
# - OVC Tournament (Richmond, Ky.)		

1979-80

Overall: 13-13 • OVC: 5-7
Home: 10-3 • Away: 2-10 • Neutral: 1-0
Coach: Stan Simpson

N30	vs. St. Louis+	W, 67-65
D1	at Clemson+	L, 61-94



- YEAR-BY-YEAR RESULTS -

D6	Pikeville College	W, 85-70
D8	South Alabama	L, 49-55
D10	at Tennessee State	L, 63-75
D15	at Mercer	W, 63-62
D18	Bluefield College	W, 87-39
D20	Rio Grande College	W, 77-45
D22	Mercer	W, 81-63
D31	North Alabama	W, 67-60
J3	at Centenary	L, 54-58
J5	at McNeese State	L, 53-65
J10	Tennessee Tech*	W, 65-62
J12	Akron	W, 66-55
J17	Austin Peay*	W, 78-68
J19	at Murray State*	L, 53-61
J24	WKU*	L, 68-72
J26	at Morehead State*	L, 66-68
J31	Eastern Kentucky*	W, 79-64
F2	Morehead State*	W, 75-68
F7	at Tennessee Tech*	W, 77-68
F9	at Akron	L, 71-78
F14	Murray State*	L, 62-68
F16	at Austin Peay*	L, 63-75
F21	at WKU*	L, 79-81 (30T)
F23	at Eastern Kentucky*	L, 67-79

1980-81

Overall: 18-9 • OVC: 9-5

Home: 11-1 • Away: 7-7 • Neutral: 0-1

Coach: Stan Simpson

N29	at Western Carolina	L, 70-77
D1	Chattanooga	W, 73-67
D3	at South Alabama	W, 80-79
D8	at North Alabama	W, 74-73
D18	Clinch Valley	W, 73-61
D20	Westmar	W, 104-66
D22	at Georgia State	W, 74-58
D30	Tennessee State	W, 69-59
J3	Morehead State*	W, 64-57
J5	Eastern Kentucky*	W, 53-42
J8	at Tennessee Tech*	W, 86-62
J10	at Akron*	W, 57-50
J15	at Austin Peay*	W, 62-61
J17	at Murray State*	L, 70-74
J22	at WKU*	L, 55-67
J24	Western Carolina	W, 66-52
J29	at Morehead State*	L, 60-61
J31	at Eastern Kentucky*	L, 53-55
F5	Tennessee Tech*	W, 53-50
F7	at Akron*	W, 90-64
F9	at Detroit	L, 60-75
F12	Murray State*	W, 67-53
F14	Austin Peay*	L, 77-81
F19	WKU*	W, 62-54
F21	at Chattanooga	L, 70-72
F25	Oral Roberts	W, 85-79
M6	vs. Murray State#	L, 60-62

* - Ohio Valley Conference Game

- OVC Tournament (Bowling Green, Ky.)

1981-82

Overall: 22-8 • OVC: 12-4

Home: 10-3 • Away: 9-3 • Neutral: 3-2

Coach: Stan Simpson

N27	vs. Chattanooga+	L, 54-62
N28	vs. Austin Peay+	W, 54-51
D3	South Alabama	W, 71-69 (OT)
D5	Tennessee State	L, 55-60
D10	at Morehead State*	W, 64-59
D12	at Eastern Kentucky*	W, 69-51
D17	Georgia State	W, 62-49
D19	Tennessee Tech*	W, 88-63
D21	Samford	W, 67-63 (OT)
D30	Detroit	W, 64-62 (OT)
J4	at Xavier	W, 69-48
J7	Akron*	W, 83-62
J9	Youngstown State*	W, 73-56
J14	at WKU*	L, 49-65
J16	at Tennessee State*W,	70-68 (OT)
J21	Murray State*	L, 58-59
J23	Austin Peay*	W, 64-52
J27	at Oral Roberts	L, 73-83
J30	at Tennessee Tech*	L, 61-75
F4	at Akron*	W, 65-53
F6	at Youngstown State*	W, 73-67
F13	WKU*	L, 64-75
F18	at Murray State*	W, 70-53
F20	at Austin Peay*	W, 67-56
F25	Morehead State*	W, 63-52
F27	Eastern Kentucky*	W, 62-55
M5	vs. Murray State#	W, 56-54 (OT)
M6	at WKU#	W, 54-52
M11	vs. No. 15 Kentucky!	W, 50-44
M13	vs. Louisville!	L, 56-81

+ - Coors Classic (Nashville, Tenn.)

* - Ohio Valley Conference Game

- OVC Tournament (Bowling Green, Ky.)

! - NCAA Tournament (Nashville, Tenn.)

1982-83

Overall: 7-20 • OVC: 3-11

Home: 6-8 • Away: 1-12 • Neutral: 0-0

Coach: Stan Simpson

N26	Tennessee State+	L, 71-77
N27	Austin Peay+	W, 87-82
N29	at Alabama	L, 58-103
D4	at South Alabama	L, 91-94
D8	WKU	W, 65-57
D11	Trinity	W, 80-55
D17	at Morehead State*	L, 84-85
D18	at Eastern Kentucky*	L, 52-57
D22	at Vanderbilt	L, 53-64
J3	Xavier	L, 57-58
J8	Youngstown State*	L, 66-73
J10	Akron*	L, 58-63
J15	at Tennessee Tech*	L, 67-82
J18	at Samford	L, 64-71
J21	at Murray State*	L, 54-61
J28	Austin Peay*	W, 81-68

F1	Georgia State	L, 60-73
F4	at Akron*	L, 76-89
F5	at Youngstown State*	L, 72-73
F12	Tennessee Tech*	W, 71-68
F18	Murray State*	L, 69-80
F21	New Orleans	L, 68-70
F23	at Georgia State	W, 76-69
F26	at Austin Peay*	L, 60-74
F28	at New Orleans	L, 67-83
M4	Morehead State*	L, 65-85
M5	Eastern Kentucky*	W, 83-70

+ - Tennessee Classic (Murfreesboro, Tenn.)

* - Ohio Valley Conference Game

1983-84

Overall: 11-16 • OVC: 4-10

Home: 6-6 • Away: 3-9 • Neutral: 2-1

Coach: Stan Simpson

N25	vs. Georgia+	L, 67-83
N26	vs. Georgia State+	W, 70-58
N30	at Memphis State	L, 47-74
D3	at Tennessee State	L, 57-58
D5	Urbana	W, 69-47
D16	at Chattanooga%	L, 49-62
D17	vs. Austin Peay%	W, 71-60
D21	at Georgia State	W, 66-57
D30	at WKU	L, 61-92
J2	Georgia College	W, 82-53
J7	at Tennessee Tech*	L, 60-70
J12	at Morehead State*	W, 57-54
J14	at Eastern Kentucky*	L, 58-63
J17	Georgia Southern	L, 54-55
J19	Youngstown State*	L, 57-59
J21	Akron*	W, 52-50 (OT)
J26	Austin Peay*	L, 58-67
J27	Murray State*	L, 76-85
F2	Tennessee State	W, 77-71
F4	Georgia State	W, 84-61
F9	at Austin Peay*	L, 57-62
F11	at Murray State*	L, 63-75
F16	Morehead State*	L, 73-88
F18	Eastern Kentucky*	W, 64-61
F23	at Youngstown State*	L, 64-75
F25	at Akron*	W, 84-64
M3	Tennessee Tech*	L, 66-68

+ - Wendy's Classic (Bowling Green, Ky.)

% - Coca-Cola Classic (Chattanooga, Tenn.)

* - Ohio Valley Conference Game

1984-85

Overall: 17-14 • OVC: 7-7

Home: 13-3 • Away: 3-10 • Neutral: 1-1

Coach: Bruce Stewart

N23	Georgia College	W, 65-63 (OT)
N30	vs. Tennessee State+	W, 80-60
D1	at Chattanooga+	L, 69-71
D3	at Vanderbilt	L, 82-94
D5	at Memphis State	L, 77-90
D8	Miles College	W, 103-69



- YEAR-BY-YEAR RESULTS -

D15 at Clemson	L, 75-81
D19 Urbana	W, 87-66
D23 WKU	L, 50-60
J5 Cumberland	W, 79-55
J7 Tennessee Tech*	L, 64-70
J12 Morehead State*	W, 75-63
J14 Eastern Kentucky*	W, 45-43
J19 at Youngstown State*	L, 56-57
J21 at Akron*	L, 64-80
J26 at Austin Peay*	W, 84-68
J29 at Murray State*	L, 59-63
J30 at Georgia Southern	L, 64-72
F7 Tennessee State	W, 60-59
F9 Austin Peay*	W, 61-60
F11 Murray State*	W, 65-59
F13 at Tennessee State	W, 70-65 (OT)
F16 at Morehead State*	W, 83-67
F18 at Eastern Kentucky*	L, 67-69 (OT)
F21 at Tennessee Tech*	L, 70-74
F23 Youngstown State*	L, 76-82
F25 Akron*	W, 71-63
F28 Murray State#	W, 63-60
M1 Tennessee Tech#	W, 54-52
M2 Youngstown State#	W, 66-63
M14 vs. North Carolina!	L, 57-76
+ - Coca-Cola Classic (Chattanooga, Tenn.)	
* - Ohio Valley Conference Game	
# - OVC Tournament (Murfreesboro, Tenn.)	
! - NCAA Tournament (South Bend, Ind.)	

1985-86

Overall: 23-11 • OVC: 10-4
Home: 14-0 • Away: 5-10 • Neutral: 4-1
Coach: Bruce Stewart

N22 vs. BYU-Hawaii+	W, 95-81
N23 vs. Minnesota+	W, 92-79
N25 vs. West Virginia State+	L, 82-85
N29 vs. South Carolina%	W, 94-77
N30 at Memphis State%	L, 63-73
D4 at Arkansas-Little Rock	L, 70-72
D7 Belmont	W, 100-71
D9 at WKU	L, 74-86
D11 at Missouri	L, 77-81
D14 Armstrong State	W, 71-54
D21 Transylvania	W, 89-57
J2 Freed-Hardeman	W, 118-52
J6 at Tennessee Tech*	W, 79-77 (OT)
J11 Murray State*	W, 81-68
J13 Austin Peay*	W, 61-57
J15 Alabama State	W, 132-101
J18 at Morehead State*	W, 107-73
J20 at Eastern Kentucky*	W, 66-57
J25 Youngstown State*	W, 84-70
J27 Akron*	W, 86-78
J29 at West Virginia	W, 72-70
F1 at Tennessee State	W, 63-62
F3 Tennessee Tech*	W, 83-80
F8 at Akron*	L, 70-72
F10 at Youngstown State*	L, 61-72

F15 at Austin Peay*	L, 66-72
F17 at Murray State*	L, 86-93
F22 Eastern Kentucky*	W, 84-74
F24 Morehead State*	W, 80-63
F26 Tennessee State	W, 85-73
M3 Eastern Kentucky#	W, 88-65
M7 vs. Murray State#	W, 85-81
M8 at Akron#	L, 63-68
M13 at Clemson!	L, 81-99
+ - Hawaii Classic (Honolulu, Hawaii)	
% - Mid-South Classic (Memphis, Tenn.)	
* - Ohio Valley Conference Game	
^ - OVC Tournament First Round	
# - OVC Tournament (Akron, Ohio)	
! - National Invitational Tournament	

1986-87

Overall: 22-7 • OVC: 11-3
Home: 12-2 • Away: 9-4 • Neutral: 1-1
Coach: Bruce Stewart

N28 at Armstrong State	W, 92-70
D2 at Old Dominion	W, 75-66
D11 Cumberland	W, 106-76
D15 McNeese State	W, 86-80
D17 Lincoln Memorial	W, 116-92
D20 at Marshall	L, 85-87
D22 Arkansas-Little Rock	W, 66-63
D29 vs. Michigan+	W, 85-83
D30 at UAB+	L, 91-93 (OT)
J5 at Tennessee Tech*	W, 114-79
J8 Kennesaw	W, 98-70
J10 at Murray State*	W, 64-57
J12 at Austin Peay*	W, 94-88
J17 Morehead State*	W, 81-72
J19 Eastern Kentucky*	W, 89-83
J24 at Youngstown State*	W, 93-88
J26 at Akron*	L, 78-96
J31 at Tennessee State	W, 66-65
F2 Tennessee Tech*	W, 116-65
F7 Akron*	W, 64-62
F9 Youngstown State* W,	88-79 (OT)
F11 at Alabama State	W, 81-79
F14 Austin Peay*	L, 73-76
F16 Murray State*	W, 90-76
F21 at Eastern Kentucky*	L, 86-89
F23 at Morehead State*	W, 84-74
F26 Tennessee State	W, 72-67
M6 Austin Peay#	L, 83-87
M12 vs. Notre Dame!	L, 71-84
+ - UAB Classic (Birmingham, Ala.)	
* - Ohio Valley Conference Game	
# - OVC Tournament (Murfreesboro, Tenn.)	
! - NCAA Tournament (Charlotte, N.C.)	

1987-88

Overall: 23-11 • OVC: 11-3
Home: 16-3 • Away: 6-5 • Neutral: 1-3
Coach: Bruce Stewart

N21 Virginia Tech+	W, 88-85
N24 vs. Seton Hall+&	L, 61-93
D2 Cumberland	W, 127-57
D5 at McNeese State	W, 84-69
D10 Georgia College	W, 79-73
D12 Chattanooga	W, 92-76
D15 LA Tech	L, 63-64
D18 vs. UNC-Charlotte%	L, 63-78
D19 vs. Miami (OH)%	W, 81-72
D22 Marshall	W, 91-80
J2 Kennesaw	W, 103-71
J7 at LA Tech	L, 67-72
J11 Akron	W, 82-78
J13 Tennessee Tech*	W, 69-67 (OT)
J16 at Youngstown State*	W, 78-61
J18 at Akron*	L, 72-76
J23 Murray State*	L, 67-79
J25 Austin Peay*	W, 74-67
J30 at Morehead State*	W, 100-85
F1 at Eastern Kentucky*	L, 70-88
F5 at Tennessee State*	W, 98-83
F8 at Arkansas State	L, 71-79
F12 Eastern Kentucky*	W, 87-75
F15 Morehead State*	W, 109-95
F20 Tennessee State*	W, 92-87
F22 Youngstown State*	W, 78-58
F27 at Austin Peay*	W, 73-70
F29 at Murray State*	L, 66-82
M3 at Tennessee Tech* W,	92-89 (2OT)
M7 Youngstown State^	W, 81-76
M11 vs. Austin Peay#	L, 82-94
M18 Tennessee!	W, 85-80
M22 Georgia!	W, 69-59
M26 Boston College!	L, 69-78

+ - Big Apple Preseason NIT
& - at Rutgers (New Brunswick, N.J.)
% - UK Invitational Tournament (Lexington, Ky.)
* - Ohio Valley Conference Game
^ - OVC Tournament First Round
- OVC Tournament (Murray, Ky.)
! - National Invitational Tournament

1988-89

Overall: 23-8 • OVC: 10-2
Home: 13-0 • Away: 5-6 • Neutral: 5-2
Coach: Bruce Stewart

N28 Kennesaw	W, 93-56
D3 at Wright State	L, 71-88
D5 at Akron	L, 65-81
D8 Tennessee Wesleyan	W, 143-68
D10 Alabama State	W, 111-83
D17 at Chattanooga	W, 88-87
D20 LA Tech	W, 91-87
D22 Arkansas State	W, 93-92 (2OT)
D27 vs. Clemson+	L, 77-81



- YEAR-BY-YEAR RESULTS -

D29 vs. Chicago State+	W, 85-71
D30 vs. Colorado+	W, 107-105 (OT)
J4 at Alabama State	L, 96-102
J7 Akron	W, 99-94
J9 Tennessee State*	W, 89-60
J12 at LA Tech	L, 71-72
J16 at Tennessee Tech*	W, 79-77
J21 Eastern Kentucky*	W, 82-67
J23 Morehead State*	W, 108-68
J28 at Austin Peay*	W, 95-84
J30 at Murray State*	L, 67-71
F4 at Tennessee State*	W, 104-71
F8 Wright State	W, 83-51
F11 Murray State*	W, 85-84
F13 Austin Peay* W, 111-105 (OT)	
F18 at Morehead State*	L, 99-101
F20 at Eastern Kentucky*	W, 81-63
F25 Tennessee Tech*	W, 89-68
M8 vs. Eastern Kentucky#	W, 81-64
M9 vs. Austin Peay#	W, 82-79
M16 vs. No. 16 Florida State!	W, 97-83
M18 vs. Virginia!	L, 88-104

+ - Far West Classic (Portland, Ore.)
* - Ohio Valley Conference Game
- OVC Tournament (Nashville, Tenn.)
! - NCAA Tournament (Nashville, Tenn.)

1989-90

Overall: 12-16 • OVC: 6-7

Home: 8-6 • Away: 4-8 • Neutral: 0-2

Coach: Bruce Stewart

N30 Tusculum	W, 104-56
D4 at Akron	W, 64-61
D9 at LA Tech	L, 77-98
D16 Kennesaw	W, 75-62
D18 Cleveland State	L, 65-67 (OT)
D21 Arkansas State	L, 55-70
D23 Alcorn State	W, 85-76
D29 vs. Cal State-Fullerton+	L, 69-77
D30 vs. ULM+	L, 70-81
J3 at Alabama State	L, 97-107
J6 at Cleveland State	L, 69-76
J8 Tennessee Tech*	L, 75-100
J11 LA Tech	W, 84-75
J15 at Tennessee St.*	L, 0-2 (Forfeit)
J20 Murray State*	L, 71-80
J22 Austin Peay*	L, 62-67
J27 at Morehead State*	W, 67-65
J29 at Eastern Kentucky*	L, 51-67
F3 at Tennessee Tech*	L, 69-79
F5 Akron	W, 80-76
F10 Eastern Kentucky*	L, 66-81
F12 Morehead State*	W, 89-76
F17 at Austin Peay*	W, 100-78
F19 at Murray State*	W, 81-76
F22 Alabama State	W, 110-90
F24 Tennessee State*	W, 111-97
F26 at Arkansas State	L, 89-93
M3 at Eastern Kentucky#	L, 52-65

+ - Cowboy Shootout (Casper, Wyo.)
* - Ohio Valley Conference Game
- OVC Tournament (Richmond, Ky.)

1990-91

Overall: 21-9 • OVC: 6-6

Home: 9-4 • Away: 9-5 • Neutral: 3-0

Coach: Bruce Stewart

N23 Mississippi Valley State	W, 89-77
N26 Kennesaw	W, 97-77
N29 at South Carolina State	L, 73-75
D1 at Georgia Southern	W, 80-77
D4 Grambling	W, 96-87
D8 at Memphis State	L, 60-75
D13 Belmont	W, 73-55
D15 at Alcorn State	W, 83-71
D20 Georgia Southern	W, 80-76 (OT)
D28 vs. Coppin State+	W, 73-67
D29 vs. Samford+	W, 62-50
J7 FIU	W, 86-72
J12 Austin Peay*	L, 72-80
J14 Murray State*	L, 66-70
J19 at Eastern Kentucky*	L, 73-83
J21 at Morehead State*	W, 64-58
J26 Tennessee Tech*	L, 68-73
J28 Tennessee State*	W, 92-80
J30 South Carolina State	W, 81-63
F2 at FIU	W, 94-77
F6 at Grambling	W, 114-85
F9 at Tennessee State*	W, 112-90
F11 at Tennessee Tech*	W, 95-88
F16 Morehead State*	W, 70-68
F18 Eastern Kentucky*	L, 74-79
F23 at Murray State*	L, 86-91
F25 at Austin Peay*	W, 94-90
M2 at Austin Peay^	W, 87-83
M6 vs. Eastern Kentucky#	W, 83-66
M7 at Murray State#	L, 67-79

+ - MVP Classic (Toledo, Ohio)
* - Ohio Valley Conference Game
^ - OVC Tournament First Round
- OVC Tournament (Murray, Ky.)

1991-92

Overall: 16-11 • OVC: 9-5

Home: 9-2 • Away: 6-7 • Neutral: 1-2

Coach: David Farrar

N23 at Arkansas-Little Rock	W, 61-60
N25 Lipscomb	W, 79-66
N27 at LSU	L, 65-96
D5 at Tennessee	L, 83-86
D7 at Mississippi Valley State	W, 87-67
D14 at Murray State*	L, 74-98
D20 vs. South Alabama+	L, 71-76
D21 vs. Slippery Rock+	W, 72-46
J2 Oral Roberts	W, 100-78
J6 at Cincinnati	L, 70-79
J11 Southeast Missouri*	W, 61-58
J13 Austin Peay*	W, 84-71

J15 UT-Martin	W, 94-55
J18 at Tennessee State*	W, 55-50
J20 at Tennessee Tech*	L, 90-99 (OT)
J25 Morehead State*	W, 80-72
J27 Eastern Kentucky*	W, 73-68
F1 Murray State*	L, 83-84
F8 at Tennessee Kentucky*	L, 79-86
F10 at Morehead State*	W, 92-85
F15 Tennessee Tech*	W, 97-76
F17 Tennessee State*	W, 68-49
F22 at Austin Peay*	L, 73-75
F24 at Southeast Missouri*	W, 87-76
F29 at College of Charleston	W, 70-68
M3 Arkansas State	L, 60-76
M6 vs. Morehead State#	L, 80-81

+ - Blue Angels Classic (Pensacola, Fla.)
* - Ohio Valley Conference Game
- OVC Tournament (Lexington, Ky.)

1992-93

Overall: 10-16 • OVC: 5-11

Home: 8-5 • Away: 1-11 • Neutral: 1-0

Coach: David Farrar

D1 Livingston State	W, 88-74
D4 vs. Lehigh+	W, 89-73
D5 at Colorado+	L, 57-97
D12 at Minnesota	L, 65-88
D21 at Oral Roberts	L, 75-78
D23 Cleveland State	W, 77-69
J2 Southern Univ.	W, 70-69 (OT)
J4 at Missouri-Kansas City	L, 65-73
J19 Morehead State*	W, 76-65
J11 Eastern Kentucky*	L, 65-80
J13 Tennessee State*	L, 70-78
J18 at UT-Martin*	L, 67-71
J23 at Tennessee Tech*	W, 86-73
J27 Austin Peay*	W, 73-55
J30 at Southeast Missouri*	L, 69-80
F1 at Murray State*	L, 73-76
F6 Oral Roberts	W, 93-76
F8 UT-Martin*	W, 70-60
F11 at Tennessee State*	L, 67-84
F13 Vanderbilt	L, 51-81
F15 Tennessee Tech*	L, 63-65
F20 at Morehead State*	L, 59-81
F22 at Eastern Kentucky*	L, 46-66
F25 at Austin Peay*	L, 51-57
F27 Southeast Missouri*	L, 63-67 (OT)
M1 Murray State*	W, 79-74 (OT)

+ - Mile High Classic (Boulder, Colo.)
* - Ohio Valley Conference Game

1993-94

Overall: 8-19 • OVC: 5-11

Home: 8-5 • Away: 0-12 • Neutral: 0-2

Coach: David Farrar

N27 UNC-Greensboro	L, 56-70
D1 Oral Roberts	W, 94-77
D3 Minnesota	L, 76-90



HISTORY/RECORDS

- YEAR-BY-YEAR RESULTS -

D7	at TCU	L, 56-65 (OT)
D11	Alabama-Huntsville	W, 92-61
D18	Missouri-Kansas City	W, 82-67
D21	at Cleveland State	L, 59-67
D29	at New Mexico+	L, 56-69
D30	vs. St. Bonaventure+	L, 69-83
J3	at UT-Martin*	L, 64-70 (OT)
J6	at Southern Univ.	L, 86-96
J12	Austin Peay*	W, 78-69
J15	at Murray State*	L, 76-102
J17	at Southeast Missouri*	L, 77-99
J19	Tennessee State*	L, 56-66
J22	at Eastern Kentucky*	L, 72-88
J24	at Morehead State*	L, 58-60
J29	Tennessee Tech*	L, 68-69
J31	UT-Martin*	W, 66-60
F5	at Tennessee State*	L, 58-82
F12	Murray State*	L, 86-116
F14	Southeast Missouri*	W, 94-68
F17	at Tennessee Tech*	L, 69-73
F22	at Austin Peay*	L, 65-87
F26	Morehead State*	W, 74-65
F28	Eastern Kentucky*	W, 82-75
M3	vs. Tennessee State#	L, 60-61

+ - Lobo Invitational (Albuquerque, N.M.)
* - Ohio Valley Conference Game
- OVC Tournament (Nashville, Tenn.)

1994-95

Overall: 12-15 • OVC: 5-11
Home: 9-7 • Away: 3-7 • Neutral: 0-1
Coach: David Farrar

N26	North Georgia	W, 72-64
D3	Lyon	W, 75-68
D6	Alabama-Huntsville	W, 72-50
D10	Valdosta State	W, 83-62
D21	TCU	L, 78-100
D29	Radford	L, 57-60
D31	at Minnesota	L, 57-98
J3	UT-Martin*	L, 64-66
J7	at Austin Peay*	W, 77-74
J11	Southern Univ.	W, 81-78
J14	Murray State*	L, 74-89
J16	Southeast Missouri*	W, 65-63
J18	at Tennessee State*	L, 85-98
J21	Eastern Kentucky*	W, 72-68
J23	Morehead State*	L, 74-87
J28	Tennessee Tech*	L, 75-77
J30	at UT-Martin*	L, 69-76
F1	Vanderbilt	W, 93-90 (OT)
F9	at Tennessee Tech*	L, 65-78
F11	at Southeast Missouri*	L, 63-78
F13	at Murray State*	L, 74-87
F18	Tennessee State*	W, 77-76 (OT)
F20	Austin Peay*	L, 57-67
F22	at Southern Univ.	W, 65-63 (OT)
F25	at Morehead State*	L, 61-65
F27	at Eastern Kentucky*	W, 82-78 (OT)
M2	vs. Murray State#	L, 67-75

* - Ohio Valley Conference Game
- OVC Tournament (Nashville, Tenn.)

1995-96

Overall: 15-12 • OVC: 9-7
Home: 10-4 • Away: 5-7 • Neutral: 0-1
Coach: David Farrar

N25	Indiana State	W, 81-78
N27	at Oral Roberts	W, 91-74
N30	at TCU	L, 83-86
D4	Truman State	W, 66-51
D9	at Radford	L, 77-92
D16	New Orleans	L, 67-69
D19	North Carolina A&T	W, 64-53
D23	at Vanderbilt	L, 56-70
J21	Wisconsin-Parkside	W, 65-64
J6	Austin Peay*	W, 88-69
J11	at Tennessee Tech*	W, 78-68
J13	Southeast Missouri*	L, 64-65
J16	Tennessee State*	W, 86-74
J20	at Morehead State*	L, 59-68
J22	at Eastern Kentucky*	L, 64-70
J24	Southern Univ.	W, 88-73
J27	UT-Martin*	W, 81-68
J29	Murray State*	L, 72-73
F3	at Austin Peay*	W, 75-66
F10	at Tennessee State*	W, 79-74
F12	at Southeast Missouri*	W, 78-75
F15	Tennessee Tech*	L, 71-77 (OT)
F17	Eastern Kentucky*	W, 74-70
F19	Morehead State*	W, 73-71
F24	at Murray State*	L, 67-80
F26	at UT-Martin*	L, 83-91
F29	vs. Tennessee Tech#	L, 69-89

* - Ohio Valley Conference Game
- OVC Tournament (Nashville, Tenn.)

1996-97

Overall: 19-12 • OVC: 11-7
Home: 13-1 • Away: 4-9 • Neutral: 2-2
Coach: Randy Wiel

N22	vs. Montana+	W, 66-63
N23	vs. Providence+	W, 77-75
N24	vs. Alabama+	L, 74-77
N27	Montreat	W, 98-52
N30	at New Orleans	L, 54-66
D2	Murray State*	W, 85-72
D7	at Southern Univ.	W, 91-67
D14	Chattanooga	W, 83-73
D16	Belmont	W, 94-76
D19	at Indiana State	L, 66-92
D29	Sue Bennett	W, 127-70
J4	at Eastern Kentucky*	L, 77-79
J6	at Morehead State*	W, 78-72
J9	Tennessee State*	W, 72-70
J11	Tennessee Tech*	W, 80-72
J18	Southeast Missouri*	L, 76-78
J20	Eastern Illinois*	W, 83-72
J23	at Austin Peay*	L, 74-82

J25	at Murray State*	L, 72-78
J27	at UT-Martin*	L, 59-61
J30	Morehead State*	W, 98-86
F1	at North Carolina	L, 49-99
F3	Eastern Kentucky*	W, 91-58
F6	Austin Peay*	W, 68-65
F8	at Tennessee Tech*	L, 68-77
F13	at Tennessee State*	W, 82-75
F15	at Eastern Illinois*	W, 77-55
F17	at Southeast Missouri*	L, 76-85
F22	UT-Martin*	W, 96-71
F25	Southeast Missouri^	W, 89-74
F28	vs. Murray State#	L, 48-74

+ - Top of the World Classic (Fairbanks, Ak.)
* - Ohio Valley Conference Game
^ - OVC Tournament First Round
- OVC Tournament (Nashville, Tenn.)

1997-98

Overall: 19-9 • OVC: 12-6
Home: 11-2 • Away: 8-6 • Neutral: 0-1
Coach: Randy Wiel

N14	at North Carolina	L, 56-84
N20	at Belmont	W, 58-38
N24	at Chattanooga	W, 87-68
N29	at North Carolina A&T	W, 75-64
D6	at Tennessee Tech*	W, 67-48
D13	at Kansas	L, 68-103
D18	Carson-Newman	W, 70-54
D22	Erskine	W, 74-40
D30	Presbyterian	W, 60-42
J3	Murray State*	W, 76-71 (OT)
J5	UT-Martin*	W, 66-46
J8	at Eastern Illinois*	L, 74-85
J10	at Southeast Missouri*	W, 70-55
J13	Tennessee Tech*	W, 80-60
J15	Austin Peay*	W, 63-38
J17	Tennessee State*	W, 67-57
J22	at Eastern Kentucky*	W, 96-89
J24	at Morehead State*	W, 77-64
J29	at Murray State*	L, 75-78
J31	at UT-Martin*	W, 78-54
F5	Eastern Illinois*	W, 67-65
F7	Southeast Missouri*	L, 76-85
F12	at Austin Peay*	L, 69-73 (OT)
F14	at Tennessee State*	L, 76-81
F19	Eastern Kentucky*	L, 54-55
F21	Morehead State*	W, 74-61
F24	Eastern Kentucky^	W, 61-49
F28	vs. Tennessee State#	L, 70-74

* - Ohio Valley Conference Game
^ - OVC Tournament First Round
- OVC Tournament (Nashville, Tenn.)



- YEAR-BY-YEAR RESULTS -

1998-99

Overall: 12-19 • OVC: 9-9

Home: 8-6 • Away: 4-10 • Neutral: 0-3

Coach: Randy Wiel

N16	ETSU	L, 59-64
N21	Erskine	W, 83-59
N24	at Marist	L, 61-65
N28	at ETSU	L, 64-80
N30	No. 3 North Carolina	L, 54-75
D3	at WKU	L, 45-51
D5	Tennessee Tech*	W, 67-56
D12	Belmont	L, 72-79
D21	vs. NC State\$	L, 59-91
D22	vs. UAB\$	L, 60-85
D23	at American University\$	W, 93-78
J2	at UT-Martin*	W, 56-50
J4	at Murray State*	L, 74-84
J7	Southeast Missouri*	L, 63-73
J9	Eastern Illinois*	L, 73-75
J12	at Tennessee Tech*	L, 69-75 (OT)
J14	at Tennessee State*	W, 70-60
J16	at Austin Peay*	L, 70-71
J21	Morehead State*	W, 75-62
J23	Eastern Kentucky*	W, 82-67
J28	UT-Martin*	W, 80-78 (OT)
J30	Murray State*	L, 62-81
F1	at Belmont	L, 75-79
F4	at Southeast Missouri*	L, 55-69
F6	at Eastern Illinois*	L, 62-72
F11	Tennessee State*	W, 78-74
F13	Austin Peay*	W, 87-81
F18	at Morehead State*	L, 74-75
F20	at Eastern Kentucky*	W, 72-65
F23	Tennessee State^	W, 75-68
F27	vs. Southeast Missouri#	L, 74-82

\$- Puerto Rico Christmas Shootout (San Juan, PR)
* - Ohio Valley Conference Game
^ - OVC Tournament First Round
- OVC Tournament (Nashville, Tenn.)

1999-00

Overall: 15-13 • OVC: 10-8

Home: 10-4 • Away: 5-8 • Neutral: 0-1

Coach: Randy Wiel

N22	Tennessee Temple	W, 69-55
N27	Marist	W, 76-55
D2	Eastern Illinois*	L, 72-76
D5	No. 6 Kansas	L, 77-97
D10	at #16 Tennessee	L, 77-78
D20	Martin Methodist	W, 87-79
D23	at Central Florida	L, 77-88
D33	at Campbell	L, 66-73
J6	at Eastern Kentucky*	L, 83-85
J8	at Morehead State*	W, 77-73
J10	Southeast Missouri*	L, 48-61
J13	Belmont	W, 84-73
J15	at Tennessee Tech*	L, 66-78
J18	at Eastern Illinois*	L, 63-69
J20	Austin Peay*	L, 63-74

J22	Tennessee State*	W, 80-73
J27	at Murray State*	W, 81-79
J29	at UT-Martin*	W, 71-63
F3	Eastern Kentucky*	W, 94-71
F5	Morehead State*	W, 69-67
F8	at Southeast Missouri*	L, 56-76
F12	Tennessee Tech* W, 108-104 (4OT)	
F17	at Austin Peay*	L, 74-84
F19	at Tennessee State*	W, 100-85
F24	Murray State*	W, 82-79
F26	UT-Martin*	W, 96-78
F29	at Tennessee Tech^	W, 87-70
M4	vs. Southeast Missouri#	L, 60-78

* - Ohio Valley Conference Game
^ - OVC Tournament First Round
- OVC Tournament (Nashville, Tenn.)

2000-01

Overall: 5-22 • Sun Belt: 1-15

Home: 4-9 • Away: 1-11 • Neutral: 0-2

Coach: Randy Wiel

N17	St. Francis	W, 93-59
N20	at Tennessee State	L, 91-75
N27	at No. 2 Kansas	L, 66-92
D2	at IUPUI	L, 70-78
D4	at Rice	W, 75-73 (OT)
D9	Tennessee State	W, 79-77
D12	Central Florida	L, 64-68
D15	vs. No. 4 Tennessee\$	L, 83-99
D18	Campbell	W, 78-73
D21	Radford	L, 73-80
J4	Arkansas State*	L, 61-73
J6	North Texas*	W, 105-71
J11	FIU*	L, 59-61
J13	at South Alabama*	L, 64-72
J18	Denver*	L, 57-59
J20	Arkansas-Little Rock*	L, 56-77
J25	at LA Tech*	L, 55-75
J27	at New Orleans*	L, 56-69
J29	at Arkansas-Little Rock*	L, 53-66
F1	WKU*	L, 63-71
F3	at FIU*	L, 61-66
F10	at Arkansas State*	L, 66-86
F15	LA Tech*	L, 53-68
F17	at Louisiana*	L, 57-85
F22	New Mexico State*	L, 60-81
F24	at WKU*	L, 51-92
M2	vs. New Orleans#	L, 61-66 (OT)

\$- at Gaylord Entertainment Center (Nashville, Tenn.)
* - Sun Belt Conference Game
- SBC Tournament (Mobile, Ala.)

2001-02

Overall: 14-15 • Sun Belt: 6-8

Home: 11-2 • Away: 2-11 • Neutral: 1-2

Coach: Randy Wiel

N17	Bryan College	W, 115-59
N21	IUPUI	W, 76-72
N24	UNC-Greensboro	W, 74-58

N26	at Belmont	L, 59-65
D1	at Radford	L, 53-72
D4	Rice	W, 65-52
D6	vs. UT-Martin+	L, 71-76
D8	Tennessee State	W, 88-79
D15	at UT-Pan Am	L, 64-66
D20	at East Carolina	L, 71-81
D28	at South Alabama*	L, 51-59
D30	at New Orleans*	W, 69-64
J5	at FIU*	L, 60-67
J10	New Mexico State* L, 88-94 (3OT)	
J12	Louisiana*	W, 69-64
J16	WKU*	L, 45-55
J19	at North Texas*	L, 63-85
J21	at Tennessee	L, 56-74
J24	Arkansas State*	W, 83-64
J26	Arkansas-Little Rock*	W, 68-65
J31	at IP-Fort Wayne	W, 90-80
F21	FIU*	W, 71-69
F4	UT-Pan American	W, 70-52
F7	at Arkansas State*	L, 51-83
F9	at Arkansas-Little Rock*	L, 52-71
F16	Denver*	W, 62-47
F23	at WKU*	L, 61-65
M1	vs. South Alabama#	W, 48-47
M3	vs. New Mexico State#	L, 48-63

+ - at Jackson, Tenn.
* - Sun Belt Conference Game
- SBC Tournament (New Orleans, La.)

2002-03

Overall: 16-14 • Sun Belt: 9-5

Home: 9-5 • Away: 4-9 • Neutral: 3-0

Coach: Kermit Davis

N22	East Carolina	L, 63-65
N25	at #4 Alabama	L, 65-80
N27	UT-Martin	W, 88-77
N30	at UNC-Greensboro	L, 58-70
D4	Tennessee Tech	L, 66-70
D6	at Purdue^	L, 56-85
D7	IUPUI^	W, 64-60
D16	Murray State	L, 72-79
D18	Christian Brothers	W, 74-57
D21	at Austin Peay	L, 71-79 (OT)
D27	Kennesaw State	W, 66-62
J1	at Murray State	L, 64-76
J4	WKU*	W, 69-65
J9	at Arkansas State*	W, 65-58
J11	at UALR*	L, 62-71 (OT)
J16	South Alabama*	L, 53-64
J18	New Orleans*	W, 77-60
J23	at New Mexico State*	W, 70-68
J25	at Louisiana*	L, 65-71
J28	IP-Fort Wayne	W, 71-52
F1	FIU*	W, 60-58
F6	North Texas*	W, 76-55
F8	at Denver*	W, 80-68
F13	Arkansas State*	W, 79-55
F15	Arkansas-Little Rock*	L, 58-74
F22	at FIU*	W, 80-70



- YEAR-BY-YEAR RESULTS -

M1 at WKU* L, 75-89
 M9 vs. South Alabama# W, 72-69
 M10 vs. Denver# W, 83-59
 M11 at WKU# L, 52-64
 ^ - Boilermaker Invitational (West Lafayette, Ind.)
 * - Sun Belt Conference Game
 # - SBC Tournament (Bowling Green, Ky.)

2003-04

Overall: 17-12 • Sun Belt: 8-6
 Home: 10-3 • Away: 6-7 • Neutral: 1-2
 Coach: Kermit Davis

N24 Covenant College W, 86-53
 N29 at Wyoming L, 63-84
 D4 Alabama State W, 71-48
 D6 at Tennessee Tech L, 63-87
 D13 Tennessee Wesleyan W, 94-51
 D17 at Alabama State W, 67-62
 D20 at No. 16 Cincinnati L, 54-89
 D23 Austin Peay W, 70-56
 D29 vs. Chattanooga% L, 75-82
 D30 vs. South Carolina State% W, 86-76
 J2 at VCU L, 61-66
 J6 IPFW W, 72-65
 J8 Wyoming W, 76-63
 J15 Arkansas State* W, 92-86 (OT)
 J17 Arkansas-Little Rock* L, 66-68
 J22 at South Alabama* W, 72-63
 J24 at New Orleans* W, 78-75 (OT)
 J29 New Mexico State* L, 76-81
 J31 Louisiana* L, 64-74
 F5 at WKU* L, 66-70
 F7 at FIU* W, 54-53
 F12 at North Texas* L, 64-69
 F14 Denver* W, 65-48
 F19 at Arkansas State* W, 70-69
 F21 at Arkansas-Little Rock* L, 54-59
 F26 WKU* W, 73-59
 M1 FIU* W, 60-42
 M7 at WKU# W, 76-62
 M8 vs. Louisiana# L, 66-70
 % - Dr Pepper Classic (Chattanooga, Tenn.)
 * - Sun Belt Conference Game
 # - SBC Tournament (Bowling Green, Ky.)

2004-05

Overall: 19-12 • Sun Belt: 7-7
 Home: 10-3 • Away: 5-6 • Neutral: 4-3
 Coach: Kermit Davis

N19 Lambuth W, 95-54
 N23 at Rice L, 62-67
 N27 vs. Mississippi Valley St.\$ L, 58-71
 N29 Belmont W, 66-47
 D2 Tennessee Wesleyan W, 81-46
 D5 Tennessee State W, 96-94
 D11 Mississippi Valley State W, 75-54
 D20 vs. Toledo% W, 70-65
 D21 vs. Auburn% L, 74-79
 D22 vs. Delaware% W, 73-69 (OT)

D27 at Villanova L, 62-81
 D30 at Austin Peay W, 74-70
 J2 VCU W, 59-55
 J5 at IPFW W, 66-61
 J10 Arkansas-Little Rock* W, 85-50
 J13 at Arkansas State* W, 70-68
 J15 at Arkansas-Little Rock* L, 62-69
 J20 South Alabama* L, 56-59
 J22 New Orleans* L, 60-66
 J27 at New Mexico State* W, 65-50
 J29 at Louisiana* L, 44-54
 F3 WKU* L, 56-61
 F5 FIU* W, 82-69
 F10 North Texas* W, 79-64
 F12 at Denver* L, 71-83
 F17 Arkansas State* W, 80-60
 F19 Portland State^ W, 83-62
 F24 at WKU* L, 83-85 (OT)
 F28 at FIU* W, 91-81
 M4 vs. New Mexico State# W, 77-63
 M6 vs. ULL# L, 57-71

\$ - at Greenville, Miss.
 % - San Juan Shootout (San Juan, P.R.)
 ^ - Bracket Buster
 * - Sun Belt Conference Game
 # - SBC Tournament (Denton, Texas)

2005-06

Overall: 16-12 • Sun Belt: 8-6
 Home: 9-4 • Away: 6-8 • Neutral: 1-0
 Coach: Kermit Davis

N21 Utah State W, 60-59
 N26 at Indiana State L, 79-85 (OT)
 N29 Chattanooga W, 81-71
 D3 at Portland State W, 65-62
 D5 at Utah State L, 61-79
 D10 at Belmont W, 87-75
 D18 Freed-Hardeman W, 92-48
 D20 at No. 10 Louisville\$ L, 68-76
 D21 vs. Florida Atlantic\$ W, 90-76
 D28 Austin Peay L, 67-83
 D31 at Tennessee State W, 67-57
 J4 at No. 4 Memphis L, 50-83
 J7 at WKU* L, 48-80
 J12 Arkansas State* W, 77-68
 J14 Arkansas-Little Rock* L, 66-68
 J19 at South Alabama* L, 63-75
 J21 at Troy* L, 57-70
 J26 New Orleans* W, 86-65
 J28 Louisiana* W, 73-59
 F4 at FIU* W, 66-64
 F9 at North Texas* W, 62-60
 F11 Denver* L, 62-72
 F13 South Dakota State W, 89-82 (OT)
 F16 at Arkansas State* L, 74-75
 F18 at Ark.-Little Rock* W, 68-58
 F23 WKU* W, 80-74
 F27 FIU* W, 82-58
 M5 Denver# L, 57-58
 \$ - Billy Minardi Classic (Louisville, Ky.)

* - Sun Belt Conference Game
 # - SBC Tournament

2006-07

Overall: 15-17 • Sun Belt: 8-10
 Home: 7-6 • Away: 7-7 • Neutral: 1-4
 Coach: Kermit Davis

N10 at No. 25 Tennessee L, 52-83
 N13 Cumberland Univ. W, 60-47
 N17 vs. No. 10 Alabama\$ L, 62-71
 N18 vs. Toledo\$ L, 69-75 (OT)
 N20 vs. College of Charleston\$ L, 56-64
 N27 Belmont W, 64-57
 N30 Indiana State W, 65-58
 D4 Tennessee State W, 67-56
 D17 ULM* L, 65-67
 D20 at Austin Peay L, 63-64 (OT)
 D23 at No. 18 Memphis L, 46-86
 D28 WKU* L, 64-73
 D31 at FIU* W, 60-46
 J2 at South Alabama* W, 59-51
 J6 Troy* L, 57-71
 J10 at Florida Atlantic* W, 72-68
 J13 at New Orleans* W, 76-67
 J17 Arkansas State* L, 51-54
 J20 at UALR* W, 61-60
 J25 at North Texas* L, 53-66
 J27 Louisiana* W, 71-59
 J29 at South Dakota State W, 57-56
 F1 Denver* W, 75-49
 F3 South Alabama* L, 38-61
 F8 at ULM* L, 76-82
 F10 at WKU* L, 53-65
 F15 FIU* L, 67-69
 F22 at Troy* L, 70-73
 F24 Florida Atlantic* W, 79-59
 F28 at Troy# W, 72-64
 M4 vs. South Alabama# W, 63-60 (OT)
 M5 vs. North Texas# L, 52-59
 \$ - Paradise Jam (St. Thomas, Virgin Islands)
 * - Sun Belt Conference Game
 # - SBC Tournament (Lafayette, La.)

2007-08

Overall: 17-15 • Sun Belt: 11-7
 Home: 10-3 • Away: 4-8 • Neutral: 3-4
 Coach: Kermit Davis

N15 San Jose State\$ L, 77-78
 N16 Lipscomb\$ W, 68-62
 N17 Appalachian State\$ L, 79-84
 N20 at No. 7 Tennessee L, 40-109
 N23 Tennessee Wesleyan W, 91-48
 N26 at Belmont L, 62-85
 D1 at Houston L, 68-83
 D12 Belmont W, 86-80 (OT)
 D15 No. 2 Memphis& L, 41-65
 D18 FIU* W, 72-63
 D22 at South Alabama* L, 61-75
 D29 Austin Peay L, 75-78



- YEAR-BY-YEAR RESULTS -

J2	at WKU*	L, 51-62
J5	Denver*	W, 68-50
J9	Florida Atlantic*	W, 61-57
J16	at Troy*	W, 65-64
J19	New Orleans*	L, 75-82 (OT)
J24	at ULM*	L, 69-82
J27	North Texas*	W, 69-60
J31	at Louisiana*	W, 57-51
F4	at Arkansas State*	W, 89-86 (OT)
F7	UALR*	W, 63-46
F9	at FIU*	L, 60-66
F14	South Alabama*	W, 76-70
F16	WKU*	L, 66-71
F21	at Denver*	W, 65-58
F23	at Florida Atlantic*	L, 67-75
M1	Troy*	W, 81-58
M5	ULM^	W, 74-69
M9	vs. Troy#	W, 65-59
M10	at South Alabama#	W, 82-73
M11	vs. WKU#	L, 57-67

2008-09
 Overall: 18-14 • Sun Belt: 10-8
 Home: 10-6 • Away: 6-7 • Neutral: 2-1
 Coach: Kermit Davis

N14	Trevecca	W, 94-53
N16	Houston Baptist	W, 80-63
N21	No. 13 Tennessee	L, 66-76
N24	at Vanderbilt	L, 57-65
D2	Houston	L, 67-70
D7	SIU-Edwardsville	W, 80-51
D11	Troy*	W, 81-53
D15	UT-Martin	L, 65-72
D17	at Belmont University	L, 69-82
D20	vs UIC-Irvine+	W, 65-52
D21	vs Norfolk State+	W, 77-56
D22	at Missouri State+	W, 63-51
D31	at North Texas	W, 89-80 (OT)
J3	at South Alabama*	W, 82-67
J8	Florida Atlantic*	W, 59-57
J10	FIU*	W, 68-63
J15	at WKU*	L, 61-63
J17	at UALR*	L, 65-70
J22	Arkansas State*	W, 60-57
J24	at New Orleans*	L, 65-69
J29	Louisiana*	W, 83-76
J31	ULM*	W, 77-54
F5	at Denver*	L, 51-63
F7	at Houston Baptist*	W, 89-77
F12	at Troy*	L, 64-70
F14	North Texas*	L, 78-89
F19	South Alabama*	L, 57-63
F21	at Florida Atlantic*	W, 74-68
F26	at FIU*	W, 71-66

F28	WKU*	L, 49-68
M4	Arkansas State^	W, 69-62
M8	vs. North Texas#	L, 79-88
+ Basketball Traveler's Tip-Off Classic (Springfield, Mo.)		
* - Sun Belt Conference Game		
^ - SBC Tournament First Round		
# - SBC Tournament (Hot Springs, Ark.)		

2009-10
 Overall: 19-14 • Sun Belt: 13-5
 Home: 12-4 • Away: 7-8 • Neutral: 0-2
 Coach: Kermit Davis

N13	King College	W, 93-73
N15	at Ohio University\$	L, 68-81
N17	at Marshall\$	L, 60-63
N19	Lamar University\$	W, 74-66
N23	at North Carolina A&T\$	L, 56-65
N27	Cumberland University	W, 87-54
D2	at UAB	L, 64-65
D8	Belmont	L, 71-83
D11	vs. No. 9/9 Tennessee^	L, 54-75
D13	SIU-Edwardsville	W, 83-58
D22	Howard University	W, 69-51
D31	at New Orleans*	W, 63-58
J2	Louisiana*	W, 68-58
J4	at Vanderbilt	L, 53-73
J7	at Arkansas State*	L, 67- 69
J9	at FIU*	W, 66-52
J14	FIU*	L, 58-65
J16	Florida Atlantic*	L, 60-61
J18	WKU*	W, 47-46
J21	at ULM*	W, 69-60
J23	at WKU*	W, 84-74
J28	New Orleans*	W, 66-46
J30	North Texas*	W, 69-64
F4	Troy*	L, 67-70
F6	at South Alabama*	W, 80-68
F11	Denver*	W, 57-50
F13	Houston Baptist	W, 109-79
F18	at Troy*	L, 62-66
F20	South Alabama*	W, 81-54
F25	at FIU*	W, 74-71
F27	at Florida Atlantic*	W, 66-57
M7	vs. Denver#	L, 58-73
M17	at Missouri State!	L, 79-87
\$ - Global Sports Challenge		
^ - Sommet Center		
* - Sun Belt Conference game		
# - SBC Tournament (Hot Springs, Ark.)		
! - Collegelnsider.com Tournament		

2010-11
 Overall: 16-16 • Sun Belt: 10-6
 Home: 10-4 • Away: 4-10 • Neutral: 2-2
 Coach: Kermit Davis

N12	Tennessee Temple	W, 90-46
N17	UAB	L, 71-76
N19	vs. Campbell\$	L, 90-97
N20	vs. Samford\$	W, 68-55

N21	at Auburn\$	L, 66-68
N24	Evansville	W, 82-70
N30	at No. 13 Tennessee	L, 56-86
D4	at SIU-Edwardsville	W, 73-64
D7	at Belmont	L, 87-88 (2OT)
D12	Furman	L, 61-76
D18	at Evansville	L, 79-81
D21	Vanderbilt	L, 53-72
D29	Tennessee State	W, 65-58
J2	at South Alabama*	L, 57-63
J5	North Texas*	W, 78-71
J8	at Louisiana*	W, 93-91
J13	Florida Atlantic*	L, 61-71
J15	at Arkansas State*	L, 65-69
J20	Troy*	W, 63-51
J22	Denver*	W, 59-49
J27	at Florida Atlantic*	L, 51-62
J29	at FIU*	W, 79-70
F3	ULM*	W, 60-54
F5	South Alabama*	W, 85-62
F10	at WKU*	W, 69-60
F12	FIU*	W, 80-68
F17	at Troy*	L, 65-69
F19	at UALR*	L, 58-62
F22	at Houston Baptist	L, 68-70
F26	WKU*	W, 57-39
M6	vs. FIU#	W, 73-38
M7	vs. UALR#	L, 56-65

\$ - Global Sports Hoops Showcase (Auburn, Ala.)
 * - Sun Belt Conference game
 # - SBC Championships (Hot Springs, Ark.)

2011-12
 Overall: 27-7 • Sun Belt: 14-2
 Home: 15-2 • Away: 11-4 • Neutral: 1-1
 Coach: Kermit Davis

N11	Austin Peay	W, 80-71
N13	at Loyola Marymount	W, 58-51
N15	at UCLA+	W, 86-66
N19	UNC-Greensboro\$	W, 82-60
N20	Belmont\$	L, 84-87
N22	Cumberland	W, 88-48
N26	at Austin Peay	W, 90-70
D1	at Tennessee State	W, 77-62
D4	Akron	W, 77-53
D7	at UAB	L, 56-66
D10	UT-Martin	W, 78-62
D13	Belmont	W, 65-62
D21	vs Mississippi	W, 68-56
D29	FIU*	W, 71-66
D31	South Alabama*	W, 68-52
J5	at Troy*	W, 63-53
J7	Louisiana*	W, 65-53
J12	at FIU*	W, 70-59
J14	at Florida Atlantic*	W, 67-54
J19	Arkansas State*	W, 59-46
J21	at South Alabama*	W, 68-47
J26	Troy*	W, 71-58
J28	at Vanderbilt	L, 77-84
F2	at North Texas*	W, 68-66



- YEAR-BY-YEAR RESULTS -

F4	at Denver*	L, 60-75
F9	WKU*	W, 72-64
F11	UALR*	W, 68-60
F18	Florida Atlantic*	W, 72-59
F23	at ULM*	W, 94-61
F25	at WKU*	L, 67-73
M4	vs Arkansas State#	L, 61-62
M13	Marshall!	W, 86-78
M19	at Tennessee!	W, 71-64
M21	Minnesota!	L, 73-78
+ - EA SPORTS Maui Invitational Opening Game		
\$ - EA SPORTS Maui Invitational Regional Game		
* - Sun Belt Conference Game		
# - SBC Tournament (Hot Springs, Ark.)		
! - National Invitation Tournament		

2012-13

Overall: 28-6 • Sun Belt: 19-1
Home: 15-0 • Away: 11-3 • Neutral: 2-3
Coach: Kermit Davis

N9	Alabama State	W, 97-53
N13	at Savannah State	W, 58-55
N18	vs. No. 10/10 Florida	L, 45-66
N20	at UCF	W, 75-61
N24	Texas Southern	W, 79-52
N29	at Louisiana	W, 72-58
D2	at Akron	L, 77-82 (OT)
D5	UAB	W, 84-64
D8	Ole Miss	W, 65-62
D13	at Belmont	L, 49-64
D18	Tennessee State	W, 77-48
D21	vs. Vanderbilt	W, 56-52
D29	FIU*	W, 69-52
D31	North Texas*	W, 75-57
J3	at Arkansas State*	L, 60-66 (OT)
J5	at South Alabama*	W, 60-56
J10	Florida Atlantic*	W, 62-52
J12	at ULM*	W, 66-57
J17	UALR*	W, 82-50
J19	Louisiana*	W, 82-60
J24	at North Texas*	W, 72-64
J26	WKU*	W, 72-53
J31	at FIU*	W, 66-64
F2	at Florida Atlantic*	W, 73-56
F7	Arkansas State*	W, 73-60
F9	Troy*	W, 93-41
F16	at UALR*	W, 66-61
F21	South Alabama*	W, 85-50
F23	ULM*	W, 87-46
F28	at Troy*	W, 66-56
M2	at WKU*	W, 70-62
M9	vs Louisiana^	W, 81-66
M10	vs FIU^	L, 57-61
M19	vs Saint Mary's&	L, 54-67
* - Sun Belt Conference Game		
^ - SBC Championships (Hot Springs, Ark.)		
& - NCAA Tournament (NCAA First Four)		

2013-14

Overall: 24-9 • C-USA: 13-3
Home: 14-2 • Away: 8-5 • Neutral: 2-2
Coach: Kermit Davis

N10	Southern^	W, 78-75
N13	North Florida^	W, 77-70
N16	Akron	W, 80-73
N18	UALR^	W, 76-59
N21	at No. 16/14 Florida^	L, 59-79
N26	at Murray State	W, 80-62
N30	South Alabama	W, 65-55
D3	Belmont	L, 58-70
D9	Fisk	W, 115-65
D14	at Ole Miss	L, 63-72
D17	Tennessee Temple	W, 102-52
D21	at Cincinnati	L, 48-69
D29	vs. Maine\$	L, 85-89 (OT)
D30	vs. Grand Canyon\$	W, 79-56
J7	at Tennessee State	W, 74-66
J11	UAB*	W, 89-84 (OT)
J16	UTEP*	L, 54-63
J18	UTSA*	W, 80-58
J23	at Tulsa*	L, 53-58
J25	at North Texas*	W, 70-63
J30	East Carolina*	W, 84-67
F1	Old Dominion*	W, 64-48
F6	at Florida Atlantic*	W, 67-63
F8	at FIU*	W, 70-68
F13	Tulane*	W, 71-44
F15	Southern Miss*	W, 81-64
F20	at Charlotte*	W, 71-49
F22	at Marshall*	W, 56-53
F27	at LA Tech*	L, 39-55
M1	Rice*	W, 65-41
M6	at UAB*	W, 62-48
M13	vs. Old Dominion#	W, 62-48
M14	vs. Tulsa#	L, 69-76
^ - Global Sports Exempt Tournament		
\$ - Dr. Pepper Classic (Chattanooga, Tenn.)		
* - Conference USA Game		
# - C-USA Tournament (El Paso, Texas)		

2014-15

Overall: 19-17 • C-USA: 9-9
Home: 12-4 • Away: 4-10 • Neutral: 3-3
Coach: Kermit Davis

N14	Ohio Valley	W, 77-60
N18	Murray State	L, 49-68
N22	Southern^	W, 66-48
N25	Northern Arizona^	W, 65-53
N28	vs. Cincinnati\$	L, 51-69
N29	vs. No. 23 Creighton\$	L, 47-57
D2	at Belmont	L, 59-63
D6	at South Alabama	W, 68-67 (OT)
D13	at Akron	W, 62-61
D16	at Oklahoma State	L, 44-68
D19	Chattanooga	W, 68-58
D21	Tennessee State	W, 65-47
D29	at Auburn	L, 48-64

J4	UAB*	L, 49-54
J8	FIU*	W, 65-52
J10	Florida Atlantic*	W, 82-58
J15	at Southern Miss*	W, 62-61
J17	at La Tech*	L, 68-75
J22	Old Dominion*	W, 68-58 (OT)
J24	Charlotte*	W, 72-69
J29	at UTSA*	L, 58-69
J31	at UTEP*	L, 70-83
F5	Southern Miss*	W, 61-51
F7	LA Tech*	L, 62-73
F12	at Rice*	L, 68-71 (2OT)
F14	at North Texas*	L, 56-57
F19	Marshall*	W, 90-51
F22	WKU*	W, 68-66
F28	at UAB*	L, 95-100 (3OT)
M5	at FIU*	L, 54-59
M6	at Florida Atlantic*	W, 77-54
M11	vs. Charlotte\$	W, 63-60
M12	vs. Old Dominion\$	W, 59-52
M13	vs. UTEP\$	W, 53-50
M14	vs. UAB\$	L, 60-73
M18	Kent State&	L, 56-68
^ - Emerald Coast Classic Regional Games		
\$ - Emerald Coast Classic (Niceville, Fla.)		
* - Conference USA Game		
# - C-USA Tournament (Birmingham, Ala.)		
& - Collegelnsider.com Tournament		

2015-16

Overall: 25-10 • C-USA: 13-5
Home: 10-3 • Away: 8-5 • Neutral: 7-2
Coach: Kermit Davis

N17	at Murray State	L, 65-76
N21	at Tennessee State	W, 69-66
N26	at Alaska-Anchorage\$	W, 75-72
N27	vs. UNC Asheville\$	W, 63-61
N28	vs. Toledo\$	W, 78-70
D2	VCU	L, 56-62
D5	South Alabama	W, 68-55
D12	Auburn&	W, 88-81 (OT)
D17	Belmont	W, 83-62
D22	at Georgia State	L, 62-64
D27	vs. South Dakota State^	L, 61-65
D30	Trevecca	W, 82-67
J3	at UAB*	L, 67-78
J7	UTEP*	W, 78-72
J9	UTSA*	W, 79-71
J14	at Charlotte*	W, 73-72
J16	at Old Dominion*	W, 64-61
J21	North Texas*	W, 86-64
J23	Rice*	W, 87-73
J28	at Marshall*	L, 66-82
J30	at WKU*	W, 66-64
F4	Florida Atlantic*	W, 85-73
F6	FIU*	W, 67-66
F11	at LA Tech*	L, 63-73
F13	at Southern Miss*	W, 76-54
F21	UAB*	L, 67-77
F25	WKU*	L, 72-78



- YEAR-BY-YEAR RESULTS -

F27	Marshall*	W, 83-74
M3	at Florida Atlantic*	W, 76-59
M5	at FIU*	W, 61-58
M10	vs. Charlotte#	W, 79-61
M11	vs. Marshall#	W, 99-90
M12	vs. Old Dominion#	W, 55-53
M18	vs. No. 2 Michigan State!	W, 90-81
M20	vs. Syracuse!	L, 50-75
\$ - Great Alaska Shootout (Anchorage, Ak.)		
& - Bridgestone Arena (Nashville, Tenn.)		
^ - The Pentagon (Sioux Falls, S.D.)		
* - Conference USA Game		
# - C-USA Tournament (Birmingham, Ala.)		
! - NCAA Tournament (St. Louis, Mo.)		

2016-17

Overall: 31-5 • C-USA: 17-1

Home: 13-2 • Away: 11-2 • Neutral: 7-1

Coach: Kermit Davis

N11	Milligan	W, 102-64
N15	Murray State	W, 87-81
N19	Tennessee State	L, 63-74
N22	Toledo	W, 80-70
N25	vs. UNC Wilmington\$	W, 68-63
N26	vs. Toledo\$	W, 73-70 (OT)
N27	vs. Evansville\$	W, 66-55
N30	at Ole Miss	W, 77-62
D3	at South Alabama	W, 67-55
D8	Vanderbilt	W, 71-48
D14	at Belmont	W, 79-66
D17	at VCU	L, 77-80
D21	Georgia State	L, 56-64
J1	UAB*	W, 60-49
J5	at Rice*	W, 80-77
J7	at North Texas*	W, 79-68
J12	Marshall*	W, 69-57
J14	WKU*	W, 91-76
J19	at FIU*	W, 65-52
J21	at Florida Atlantic*	W, 86-57
J26	Southern Miss*	W, 72-56
J28	LA Tech*	W, 71-61
F2	at UTSA*	W, 69-59
F4	at UTEP*	L, 54-57
F9	Old Dominion*	W, 64-51
F11	Charlotte*	W, 70-55
F16	at WKU*	W, 78-52
F18	at Marshall*	W, 97-86
F26	at UAB*	W, 66-64
M2	FIU*	W, 70-67
M4	Florida Atlantic*	W, 93-59
M9	vs. UTSA#	W, 86-70
M10	vs. UTEP#	W, 82-56
M11	vs. Marshall#	W, 83-72
M16	vs. Minnesota!	W, 81-72
M18	vs. No. 21 Butler!	L, 65-74
\$ - Challenge in Music City (Nashville, Tenn.)		
* - Conference USA Game		
# - C-USA Tournament (Birmingham, Ala.)		
! - NCAA Tournament (Milwaukee, Wis.)		

2017-18

Overall: 25-8 • C-USA: 16-2

Home: 12-2 • Away: 12-2 • Neutral: 1-4

Coach: Kermit Davis

N10	Trevecca	W, 104-52
N13	at Murray State	W, 72-67
N16	Belmont	L, 63-69
N18	at Tennessee State	W, 75-65
N21	FGCU	W, 85-72
D2	at FGCU	W, 81-76
D6	at Vanderbilt	W, 66-63
D9	Ole Miss	W, 77-58
D16	vs. Auburn\$	L, 70-76
D22	vs. Princeton^	W, 69-67
D23	vs. USC^	L, 84-89
D25	vs. No. 15 Miami^	L, 81-84
D30	at UAB*	W, 63-60
J4	at FIU*	W, 71-66 (OT)
J6	at Florida Atlantic*	W, 61-57
J11	LA Tech*	W, 72-57
J13	Southern Miss*	W, 69-49
J18	at Marshall*	L, 63-73
J20	at WKU*	W, 66-62
J25	UTSA*	W, 75-51
J27	UTEP*	W, 81-50
F1	at Old Dominion*	W, 66-59
F3	at Charlotte*	W, 78-73
F8	Rice*	W, 94-75
F10	North Texas*	W, 79-73
F15	at Southern Miss*	W, 72-62
F17	at LA Tech*	W, 87-70
F24	UAB*	W, 79-54
M1	WKU*	W, 82-64
M3	Marshall*	L, 67-76
M8	vs. Southern Miss#	L, 68-71 (OT)
M13	Vermont!	W, 91-64
M18	at Louisville!	L, 68-84
\$ - at Legacy Arena (Birmingham, Ala.)		
^ - Diamond Head Classic (Honolulu, Hawaii)		
* - Conference USA Game		
# - C-USA Tournament (Frisco, Texas)		
! - National Invitation Tournament		

2018-19

Overall: 11-21 • C-USA: 8-10

Home: 9-5 • Away: 2-11 • Neutral: 0-5

Coach: Nick McDevitt

N6	Lees-McRae	W, 91-69
N9	Milligan	W, 102-70
N12	at Belmont	L, 73-92
N16	Charleston Southern	W, 76-73
N21	vs. No. 4 Virginia^	L, 52-74
N22	vs. Butler^	L, 53-84
N23	vs. Stanford^	L, 54-67
D1	Lipscomb	L, 74-84
D5	at Vanderbilt	L, 51-79
D8	Murray State	L, 42-64
D15	at Toledo	L, 62-84
D21	vs. Ole Miss\$	L, 56-74

D30	at Rhode Island	L, 60-72
J3	FIU*	L, 76-83
J5	Florida Atlantic*	L, 56-63
J10	at Southern Miss*	L, 70-77
J12	at LA Tech*	L, 56-73
J17	UTSA*	W, 89-86
J19	UTEP*	W, 75-72
J24	at Rice*	L, 68-79
J26	at North Texas*	L, 53-70
J30	UAB*	W, 71-65
F2	at UAB*	W, 79-78
F7	Charlotte*	W, 71-53
F9	Old Dominion*	L, 50-55
F14	at WKU*	L, 63-71
F16	at Marshall*	L, 93-98
F23	Charlotte*	W, 86-67
M3	at Rice*	L, 61-67
M6	at UTEP*	W, 69-53
M9	UTEP*	W, 48-47
M13	vs. UAB#	L, 61-70
^ - Battle 4 Atlantis (Paradise Island, Bahamas)		
\$ - at Bridgestone Arena (Nashville, Tenn.)		
* - Conference USA Game		
# - C-USA Tournament (Frisco, Texas)		

2019-20

Overall: 8-23 • C-USA: 4-14

Home: 5-10 • Away: 3-10 • Neutral: 0-3

Coach: Nick McDevitt

N5	Maryville	W, 119-61
N9	at Lipscomb	W, 73-70
N13	Mars Hill	W, 96-82
N18	at Coastal Carolina	L, 72-93
N21	vs. No. 17 Villanova^	L, 69-98
N22	vs. Tulane^	L, 74-86
N24	vs. Ohio^	L, 63-75
N30	Belmont	L, 59-71
D3	Columbia International	W, 86-38
D7	at Murray State	L, 52-85
D14	at Ole Miss	L, 64-82
D21	St. Bonaventure	L, 65-66
D29	Rhode Island	L, 62-89
J2	at Old Dominion*	L, 60-70
J4	at Charlotte*	L, 62-68
J9	Marshall*	L, 75-79
J11	WKU*	L, 53-69
J16	at Florida Atlantic*	L, 94-97 (OT)
J18	at FIU*	L, 69-83
J23	LA Tech*	L, 73-80
J25	Southern Miss*	W, 65-63
J30	at UTEP*	L, 66-67
F1	at UTSA*	W, 83-80
F6	North Texas*	L, 70-75
F8	Rice*	L, 83-91
F12	at UAB*	L, 72-83
F15	UAB*	L, 66-79
F22	at Southern Miss*	W, 61-53
M1	at Rice*	L, 66-77
M4	UTEP*	L, 56-60
M7	Southern Miss*	W, 65-62 (OT)



^ - Myrtle Beach Invitational (Conway, S.C.)

* - Conference USA Game

2020-21

Overall: 5-18 • C-USA: 3-13

Home: 5-6 • Away: 0-9 • Neutral: 0-3

Coach: Nick McDevitt

N25 vs. Akron^	Canceled
N26 vs. Omaha^	L, 59-60
N27 vs. ETSU^	L, 43-57
D2 Murray State	W, 78-61
D7 Chattanooga	L, 69-98
D12 Covenant College	W, 76-57
D16 Ole Miss	L, 51-70
D19 Bellarmine	Canceled
D21 Bellarmine	Canceled
J8 FIU*	L, 55-68
J9 FIU*	W, 67-56
J15 at Southern Miss*	L, 54-85
J16 at Southern Miss*	L, 59-64
J23 WKU*	L, 67-82
J24 WKU*	L, 52-68
J28 UAB*	L, 59-70
J31 at UAB*	L, 52-63
F5 Charlotte*	W, 66-65
F6 Charlotte*	W, 73-60
F12 at Marshall*	L, 79-107
F13 at Marshall*	L, 85-96
F20 LA Tech*	Canceled
F21 LA Tech*	Canceled
F26 at Old Dominion*	L, 61-67
F27 at Old Dominion*	L, 60-73
M4 at Florida Atlantic*	L, 50-80
M5 at Florida Atlantic*	L, 54-63
M9 vs. FIU#	Canceled
M10 vs. North Texas#	L, 56-76

^ - Gulf Coast Showcase (Esteros, Fla.)

* - Conference USA Game

- C-USA Tournament (Frisco, Texas)





- ALL-TIME SERIES RECORD -

Opponent	W-L	Streak	Eastern Kentucky	42-61	W1	Miami (FL)	0-1	L1
Abilene Christian	0-1	L1	Erskine	2-0	W2	Miami (OH)	1-0	W1
Akron	17-10	W2	ETSU	34-22	L3	Michigan	1-0	W1
Alabama	0-6	L6	Evansville	2-1	W1	Michigan State	1-1	W1
Alabama State	7-2	W4	Fisk	1-0	W1	Midwestern State (TX)	0-1	L1
Alaska-Anchorage	1-0	W1	FIU	31-11	W1	Miles	1-0	W1
Alcorn State	2-0	W2	Florida	0-2	L2	Milligan	10-2	W10
American University-PR	1-0	W1	Florida Atlantic	19-8	L4	Minnesota	2-4	W1
Appalachian State	1-2	L2	Florida Gulf Coast	2-0	W2	Mississippi State	0-1	L1
Arkansas State	15-12	W1	Florida State	1-0	W1	Mississippi Valley State	3-1	W1
Armstrong Atlantic State	2-0	W2	Freed-Hardeman	2-0	W2	Missouri	0-1	L1
Army	1-0	W1	Furman	0-1	L1	Missouri State	1-0	W1
Athens College	6-0	W6	Georgia	1-1	W1	Montana	1-0	W1
Auburn	1-4	L1	Georgia College	5-0	W5	Montreat	1-0	W1
Austin Peay	75-63	W2	Georgia Southern	3-2	W2	Morehead State	50-50	W2
Bellarmine	4-2	W3	Georgia Southwestern	1-0	W1	Morris Harvey	1-0	W1
Belmont	22-18	L3	Georgia State	8-4	L2	Murray State	38-105	W1
Bethel	6-3	L1	Grambling	2-0	W2	Nebraska	1-0	W1
Birmingham Southern	4-2	W3	Grand Canyon	1-0	W1	New Mexico	0-1	L1
Bluefield College	1-0	W1	Green Bay	1-0	W1	New Mexico State	3-5	W2
Boston College	0-1	L1	Houston	0-2	L2	New Orleans	7-9	W2
Bryan College	1-0	W1	Houston Baptist	3-1	L1	Nicholls State	1-0	W1
Bryson	3-1	W3	Howard	1-0	L1	Norfolk State	1-0	W1
Bucknell	1-0	W1	Huntingdon	1-0	W1	North Alabama	13-6	W8
Buffalo State	1-0	W1	Indiana State	2-2	W1	North Carolina	0-4	L4
Butler	0-2	L2	IPFW	4-0	W4	North Carolina A&T	2-1	L1
BYU-Hawaii	1-0	W1	IUPUI	2-1	W2	North Carolina Central	1-0	W1
Cal Poly	1-0	W1	Jacksonville	1-0	L1	North Carolina State	0-1	L1
Cal State Fullerton	0-1	L1	Jacksonville State	2-2	W2	North Florida	1-0	W1
Campbell	1-2	L1	Kansas	0-3	L3	North Georgia	1-0	W1
Carson-Newman	4-1	W1	Kennesaw State	6-0	W6	North Texas	15-10	L3
Centenary	2-2	L1	Kent State	0-1	L1	Northern Arizona	1-0	W1
Central Arkansas	1-0	W1	Kentucky	1-0	W1	Northridge	1-0	W1
Charleston Southern	1-0	W1	Kentucky Wesleyan	1-4	L1	Northwestern State	2-0	W2
Charlotte	11-2	W2	King College	1-0	W1	Notre Dame	0-1	L1
Chattanooga	32-34	L1	LA Tech	5-13	L2	Oglethorpe	1-1	L1
Chicago State	1-0	W1	Lamar	1-0	W1	Ohio	0-3	L3
Christian Brothers	1-0	W1	Lambuth	1-0	W1	Ohio Valley	1-0	W1
Cincinnati	0-4	L4	Lees-McRae	1-0	W1	Oklahoma State	0-1	L1
Clemson	0-5	L5	Lehigh	1-0	W1	Old Dominion	9-4	L4
Cleveland State	1-3	L1	Lincoln Memorial	8-5	W2	Ole Miss	6-7	L3
Clinch Valley	1-0	W1	Lipscomb	33-20	W1	Omaha	0-1	L1
Coastal Carolina	0-1	L1	Livingston State	1-0	W1	Oral Roberts	6-3	W3
College of Charleston	1-1	L1	Louisiana	13-6	W10	Oregon State	0-1	L1
Colorado	1-1	L1	Louisville	0-3	L3	Palm Beach Atlantic	1-0	W1
Columbia International	1-0	W1	Loyola (IL)	0-1	L1	Parsons	1-1	W1
Coppin State	1-0	W1	Loyola Marymount	1-0	W1	Peabody	3-0	W3
Covenant College	2-0	W2	LSU	0-1	L1	Pennsylvania	0-1	L1
Creighton	0-1	L1	Lyon	1-0	W1	Pepperdine	0-1	L1
Culver-Stockton	2-0	W2	MacMurray	3-1	W3	Piedmont	1-0	W1
Cumberland	24-1	W18	Maine	0-1	L1	Pikeville College	2-0	W2
Dayton	0-1	L1	Marist	1-1	W1	Portland State	2-0	W2
Delaware	1-0	W1	Mars Hill	1-0	W1	Presbyterian	3-0	W3
Delta State	0-3	L3	Marshall	11-9	W6	Princeton	1-0	W1
Denver	9-7	L1	Martin College	4-0	L4	Providence	1-0	W1
DePaul	0-1	L1	Martin Methodist	1-0	W1	Purdue	0-1	L1
Detroit	1-2	W1	Maryville	1-0	W1	Radford	0-4	L4
Dixie College	1-0	W1	McNeese State	3-2	W2	Rhode Island	0-2	L2
East Carolina	1-2	W1	Memphis	15-24	L12	Rice	6-6	L4
Eastern Illinois	3-5	L4	Mercer	5-3	W3	Rio Grande	2-0	W2



- ALL-TIME SERIES RECORD -

Rollins	1-0	W1	Urbana College	3-0	W3
Saint Louis	1-0	W1	USC	0-1	L1
Saint Mary's	0-1	L1	UT Martin	23-10	W1
Samford	3-1	W2	Utah State	1-1	L1
San Jose State	0-1	L1	UTEP	7-5	L2
Savannah State	1-0	W1	UTPA	3-5	W1
Seton Hall	0-1	L1	UTSA	7-1	W6
Sewanee	20-3	W1	Valdosta State	2-0	W2
Shorter College	1-0	W1	Vanderbilt	7-30	L1
SIU Edwardsville	3-0	W3	Vanderbilt Freshmen	2-0	L2
Slippery Rock	1-0	W1	VCU	3-3	L2
South Alabama	21-12	W9	Vermont	1-0	W1
South Carolina	1-0	W1	Villanova	0-2	L2
South Carolina State	2-1	W2	Virginia	0-2	L2
South Dakota State	2-1	L1	Virginia Tech	1-0	W1
Southeast Missouri	7-14	L7	VMI	2-0	W2
SE Oklahoma State	0-1	L1	West Texas A&M	2-0	W2
Southern	7-1	W6	West Virginia	1-0	W1
Southern Illinois	0-1	L1	West Virginia State	0-1	L1
Southern Miss	11-5	L2	Western Carolina	2-1	W1
Spring Hill	1-0	L1	Western Kentucky	43-97	L4
St. Bernard	0-1	L1	Westmar	1-0	W1
St. Bonaventure	0-2	L2	Wisconsin-Parkside	1-0	W1
St. Francis (IN)	1-0	W1	Wright State	1-1	W1
St. Francis (PA)	2-0	W2	Wyoming	1-1	W1
Stanford	0-1	L1	Xavier	1-1	L1
Stetson	2-0	W2	Youngstown State	9-7	W5
Sue Bennett	1-0	W1			
Syracuse	1-0	L1			
TCU	0-3	L3			
Tennessee	2-9	W1			
Tennessee State	45-17	W1			
Tennessee Tech	58-83	L2			
Tennessee Temple	3-0	W3			
Tennessee Wesleyan	10-0	W1			
Texas Southern	1-0	W1			
Texas Wesleyan	1-0	W1			
Toledo	4-2	L1			
Transylvania	4-1	W1			
Trevecca	3-0	W3			
Trinity	1-0	W1			
Troy	12-7	W4			
Truman State	1-0	W1			
Tulane	1-1	L1			
Tulsa	0-2	L2			
Tusculum	2-0	W2			
UAB	9-15	L5			
UAH	2-0	W2			
UALR	12-13	W4			
UC Irvine	1-0	W1			
UCF	1-2	W1			
UCLA	1-0	W1			
UCSB	1-0	W1			
ULM	9-6	W7			
UMKC	1-1	W1			
UNC Asheville	4-0	W4			
UNC Greensboro	2-2	W1			
UNC Wilmington	1-0	W1			
Union (TN)	9-17	W1			
UNLV	0-1	L1			

LONGEST ACTIVE WINNING STREAKS	
Opponent	Streak
1. Cumberland	W18
2. Louisiana	W10
Milligan	W10
4. South Alabama	W9
5. North Alabama	W8
6. Louisiana Monroe	W7
7. Athens College	W6
Kennesaw State	W6
Southern	W6
UTSA	W6

LONGEST ACTIVE LOSING STREAKS	
Opponent	Streak
1. Memphis	L12
2. Southeast Missouri	L7
3. Alabama	L6
Marshall	L6
5. Clemson	L5
6. Cincinnati	L4
Eastern Illinois	L4
Florida Atlantic	L4
North Carolina	L4
Old Dominion	L4
Radford	L4
Rice	L4
Western Kentucky	L4





- ALL-TIME SERIES RECORD -

ABILENE CHRISTIAN (0-1)

H: 0-1 ♦ A: 0-0 ♦ N: 0-0
12/08/58 L, 69-81 H

AKRON (17-10)

H: 11-1 ♦ A: 6-8 ♦ N: 0-1
01/12/80 W, 66-55 H
02/09/80 L, 71-78 A
01/10/81 W, 57-50 A
02/07/81 W, 90-64 A
01/07/82 W, 83-62 H
02/04/82 W, 65-53 A
01/10/83 L, 58-63 H
02/04/83 L, 76-89 A
01/21/84 W, 52-50 (OT) H
02/25/84 W, 84-64 A
01/21/85 L, 64-80 A
02/25/85 W, 71-63 H
01/27/86 W, 86-78 H
02/08/86 L, 70-72 A
03/08/86 L, 63-68 N
01/26/87 L, 78-96 A
02/07/87 W, 64-62 H
01/11/88 W, 82-78 H
01/18/88 L, 72-76 A
12/05/88 L, 65-81 A
01/07/89 W, 99-94 H
12/04/89 W, 64-61 A
02/05/90 W, 80-76 H
12/04/11 W, 77-53 H
12/02/12 L, 77-82 (OT) A
11/16/13 W, 80-73 H
12/13/14 W, 62-61 A

ALABAMA (0-6)

H: 0-0 ♦ A: 0-4 ♦ N: 0-2
12/08/75 L, 62-76 A
12/05/78 L, 66-89 A
11/29/82 L, 58-103 A
11/24/96 L, 74-77 N
11/25/02 L, 65-80 A
11/17/06 L, 62-71 N

ALABAMA STATE (7-2)

H: 6-0 ♦ A: 1-2 ♦ N: 0-0
01/15/86 W, 132-101 H
02/11/87 W, 81-79 H
12/10/88 W, 111-83 H
01/04/89 L, 96-102 A
01/03/90 L, 97-107 A
02/22/90 W, 110-90 H
12/04/03 W, 71-48 H
12/17/03 W, 67-62 A
11/05/12 W, 97-53 H

ALASKA-ANCHORAGE (1-0)

H: 0-0 ♦ A: 1-0 ♦ N: 0-0
11/26/15 W, 75-72 A

ALCORN STATE (2-0)

H: 1-0 ♦ A: 1-0 ♦ N: 0-0
12/23/89 W, 85-76 H
12/15/90 W, 83-71 A

AMERICAN UNIVERSITY-PR (1-0)

H: 0-0 ♦ A: 0-0 ♦ N: 1-0
12/23/98 W, 93-78 N

APPALACHIAN STATE (1-2)

H: 1-1 ♦ A: 0-1 ♦ N: 0-0
12/15/69 W, 53-50 H
02/01/71 L, 63-74 A
11/17/07 L, 79-84 H

ARKANSAS STATE (15-12)

H: 9-3 ♦ A: 4-7 ♦ N: 1-1
1947-48 L, 33-48 H
1948-49 W, 80-37 H
02/08/88 L, 71-79 A
12/22/88 W, 93-92 (20T) H
12/21/89 L, 55-70 H
02/22/90 L, 89-93 A
03/03/92 L, 60-76 H
01/14/01 L, 61-73 H
02/10/01 L, 66-86 A
01/24/02 W, 83-64 H
02/07/02 L, 51-83 A
01/09/03 W, 65-58 A
02/13/03 W, 79-55 H
01/15/04 W, 92-86 (OT) H
02/19/04 W, 70-69 A
01/13/05 W, 70-68 A
02/17/05 W, 80-60 H
01/12/06 W, 77-68 H
02/16/06* L, 74-75 A
02/17/07* L, 51-54 H
02/04/08 W, 89-86 (OT) A
01/22/09 W, 60-57 H
03/04/09 W, 69-62 N
01/07/10 L, 67-69 A
01/15/11 L, 65-69 A
01/19/12 W, 59-46 H
03/04/12 L, 61-64 N
01/03/13 L, 60-66 (OT) A
02/07/13 W, 73-60 H

* Vacated by NCAA

ARMSTRONG ATLANTIC STATE (2-0)

H: 1-0 ♦ A: 1-0 ♦ N: 0-0
12/14/85 W, 71-54 H
11/28/86 W, 92-70 A

ARMY (1-0)

H: 1-0 ♦ A: 0-0 ♦ N: 0-0
12/20/75 W, 78-71 H

ATHENS COLLEGE (6-0)

H: 6-0 ♦ A: 0-0 ♦ N: 0-0
1948-49 W, 55-45 H

01/02/69 W, 111-86 H
02/05/70 W, 89-74 H
01/03/76 W, 65-63 H
12/04/76 W, 97-72 H
12/01/77 W, 79-68 H

AUBURN (1-4)

H: 0-0 ♦ A: 0-2 ♦ N: 1-2
02/21/04 L, 74-79 N
11/21/10 L, 66-68 A
12/29/14 L, 48-64 A
12/12/15 W, 88-81 (OT) N
12/16/17 L, 70-76 N

AUSTIN PEAY (75-63)

H: 32-19 ♦ A: 23-28 ♦ N: 4-2
1939-40 L, 28-57
1939-40 L, 38-52
1940-41 L, 26-40
1940-41 L, 44-75
1941-42 W, 40-38
1941-42 L, 43-44
1945-46 W, 43-23
1945-46 W, 45-22
1945-46 W, 46-33
1946-47 L, 25-45
1946-47 W, 38-31
1946-47 L, 46-64
1947-48 L, 37-42
1947-48 W, 52-43
1948-49 W, 48-41
1948-49 L, 51-58
1950-51 L, 65-76
1950-51 L, 58-71
1951-52 L, 49-59
1951-52 W, 62-44
1951-52 W, 63-46
1952-53 W, 77-73
1952-53 W, 92-59
1953-54 W, 60-55
1953-54 W, 81-70
1954-55 W, 79-69
1954-55 W, 78-65
1955-56 W, 72-63
1955-56 L, 81-85
1955-56 L, 65-96
01/14/57 L, 60-65 H
02/16/57 L, 76-88 A
02/22/57 W, 68-65 N
12/13/57 W, 78-74 (OT) A
02/13/58 L, 78-93 H
01/10/59 W, 95-86 H
02/12/59 L, 83-91 A
01/11/60 W, 71-60 H
02/15/60 L, 78-88 A
12/15/60 W, 83-79 (OT) H
01/23/61 L, 81-89 A
01/08/62 L, 77-81 A
01/13/62 W, 75-68 H
12/06/62 L, 66-69 H



- ALL-TIME SERIES RECORD -

01/10/63	L, 60-83	A	01/28/89	W, 95-84	A	12/07/85	W, 100-71	H
12/16/63	W, 91-69	H	02/13/89	W, 111-105 (OT)	N	12/13/90	W, 73-55	H
01/16/64	L, 65-73	A	03/09/89	W, 82-79	H	12/16/96	W, 94-76	H
01/04/65	W, 82-77	A	01/22/90	L, 62-67	H	11/20/97	W, 58-38	N
01/23/65	W, 125-95	H	02/17/90	W, 100-78	A	12/12/98	L, 72-79	H
02/05/66	W, 86-85	H	01/12/91	L, 72-80	H	02/01/99	L, 75-79	A
02/26/66	L, 91-97	A	02/25/91	W, 94-90	A	01/13/00	W, 84-73	H
12/19/66	W, 71-70	N	03/02/91	W, 87-83	A	11/26/01	L, 59-65	A
01/28/67	L, 66-82	H	01/13/92	W, 84-71	H	11/29/04	W, 66-47	H
02/25/67	W, 78-72	A	02/22/92	L, 73-75	A	12/10/05	W, 87-75	A
01/27/68	W, 97-92	A	01/27/93	W, 73-55	H	11/27/06	W, 64-57	H
02/24/68	W, 96-78	H	02/25/93	L, 51-57	A	11/26/07	L, 62-85	A
01/25/69	W, 97-79	H	01/12/94	W, 78-69	H	12/12/07	W, 86-80 (OT)	H
03/01/69	W, 89-83	A	02/22/94	L, 65-87	A	12/17/08	L, 69-82	A
01/24/70	W, 96-87	H	01/07/95	W, 77-74	A	12/08/09	L, 71-83	H
02/28/70	W, 85-69	A	02/20/95	L, 57-67	H	12/07/10	L, 87-88 (20T)	A
01/23/71	L, 70-71	A	01/06/96	W, 88-69	H	11/20/11	L, 84-87 (20T)	H
02/27/71	L, 75-81	H	02/03/96	W, 75-66	A	12/13/11	W, 65-62	H
01/31/72	W, 54-50	A	01/23/97	L, 74-82	A	12/13/12	L, 49-64	A
02/26/72	L, 74-84	H	02/06/97	W, 68-65	H	12/03/13	L, 58-70	H
01/27/73	L, 73-93	A	01/15/98	W, 63-38	H	12/02/14	L, 59-63	A
02/26/73	W, 87-86	H	02/12/98	L, 69-73 (OT)	A	12/17/15	W, 83-62	H
01/26/74	W, 90-87 (OT)	H	01/16/99	L, 70-71	A	12/14/16	W, 79-66	A
02/25/74	L, 66-91	A	02/13/99	W, 87-81	H	11/16/17	L, 63-69	H
01/27/75	W, 101-70	H	01/20/00	L, 63-74	H	11/12/18	L, 73-92	A
02/22/75	L, 65-70	A	02/17/00	L, 74-84	A	11/30/19	L, 59-71	H
03/08/75	W, 89-75	H	12/21/02	L, 71-79 (OT)	A	BETHEL (6-3)		
01/31/76	L, 55-61	A	12/23/03	W, 70-56	H	H: 0-0 ♦ A: 0-0 ♦ N: 0-0		
02/09/76	L, 77-79	H	12/30/04	W, 74-70	A	1946-47	W, 41-39	
01/24/77	L, 62-63	H	12/28/05	L, 67-83	H	1948-49	W, 64-40	
02/19/77	L, 61-67	A	12/20/06	L, 63-64 (OT)	A	1951-52	W, 61-42	
03/05/77	W, 77-65	A	12/29/07	L, 75-78	H	1951-52	L, 48-65	
01/21/78	L, 62-64	H	11/11/11	W, 80-71	H	1953-54	L, 60-66	
02/20/78	L, 72-80	A	11/26/11	W, 90-70	A	1954-55	W, 106-87	
03/02/78	L, 61-66	N	BELLARMIINE (4-2)			1954-55	W, 93-84	
01/14/79	W, 74-58	A	H: 2-1 ♦ A: 2-1 ♦ N: 0-0			12/05/68	W, 101-83	
02/19/79	W, 58-56 (OT)	H	12/12/67	W, 87-72	H	12/04/69	L, 64-66	
01/17/80	W, 78-68	H	12/09/68	L, 79-80	A	BIRMINGHAM SOUTHERN (4-2)		
02/16/80	L, 63-75	A	12/13/69	L, 75-79	H	H: 0-0 ♦ A: 0-0 ♦ N: 0-0		
01/15/81	W, 62-61	A	02/03/71	W, 79-75	A	1949-50	W, 56-52	
02/14/81	L, 77-81	H	01/08/73	W, 74-68	H	1949-50	L, 51-58	
11/28/81	W, 54-51	N	12/21/76	W, 75-70	A	1950-51	L, 62-67	
01/23/81	W, 64-52	H	BELMONT (22-18)			1951-52	W, 54-52	
02/20/81	W, 67-56	A	H: 13-7 ♦ A: 6-10 ♦ N: 2-1			1951-52	W, 73-57	
11/27/82	W, 87-82	H	1953-54	W, 74-68	A	01/10/58	W, 63-54	
01/28/83	W, 81-68	H	1954-55	W, 109-99	A	BLUEFIELD COLLEGE (1-0)		
02/26/83	L, 60-74	A	1954-55	W, 77-69	N	H: 1-0 ♦ A: 0-0 ♦ N: 0-0		
12/17/83	W, 71-60	A	1955-56	W, 83-51	H	12/18/79	W, 87-39	H
01/26/84	L, 58-67	H	1955-56	W, 99-94	A	BOSTON COLLEGE (0-1)		
02/09/84	L, 57-66	A	1955-56	L, 88-92	N	H: 0-0 ♦ A: 0-0 ♦ N: 0-1		
01/26/85	W, 84-68	A	12/10/56	L, 56-66	H	03/26/88	L, 69-78	N
02/09/85	W, 61-60	H	01/19/57	L, 69-78	A	BRYAN COLLEGE (1-0)		
01/13/86	W, 61-57	H	02/17/66	L, 80-99	A	H: 1-0 ♦ A: 0-0 ♦ N: 0-0		
02/15/86	L, 66-72	A	01/15/67	W, 81-58	H	11/17/01	W, 115-59	H
01/12/87	W, 94-87	A	12/16/67	W, 77-68	A			
02/14/87	L, 73-76	H	12/14/68	W, 87-52	H			
03/06/87	L, 83-87	H	12/08/69	W, 89-71	A			
01/25/88	W, 74-67	H	12/06/71	W, 88-70	H			
02/27/88	W, 73-70	A						
03/11/88	L, 82-94	N						





- ALL-TIME SERIES RECORD -

BRYSON (3-1)

H: 0-0 ♦ A: 0-0 ♦ N: 0-0

1922-23	L, 17-19	
1922-23	W, 24-18	
1927-28	W, 24-23	
1927-28	W, 34-32	

BUCKNELL (1-0)

H: 0-0 ♦ A: 0-0 ♦ N: 1-0

12/29/77	W, 77-65	N
----------	----------	---

BUFFALO STATE (1-0)

H: 1-0 ♦ A: 0-0 ♦ N: 0-0

01/19/74	W, 104-69	H
----------	-----------	---

BUTLER (0-2)

H: 0-0 ♦ A: 0-0 ♦ N: 0-2

03/18/17	L, 65-74	N
11/22/18	L, 53-84	N

BYU-HAWAII (1-0)

H: 0-0 ♦ A: 0-0 ♦ N: 1-0

11/22/85	W, 95-81	N
----------	----------	---

CAL POLY (1-0)

H: 1-0 ♦ A: 0-0 ♦ N: 0-0

12/29/75	W, 69-64	H
----------	----------	---

CAL STATE FULLERTON (0-1)

H: 0-0 ♦ A: 0-0 ♦ N: 0-1

12/29/89	L, 69-77	N
----------	----------	---

CAMPBELL (1-2)

H: 1-0 ♦ A: 0-1 ♦ N: 0-1

12/30/99	L, 66-73	A
12/18/00	W, 78-73	H
11/19/10	L, 90-97	N

CARSON-NEWMAN (4-1)

H: 2-0 ♦ A: 0-1 ♦ N: 0-0

1927-28	W, 27-26	
1940-41	W, 47-19	
12/18/68	W, 78-70	H
12/17/69	L, 72-78	A
12/18/97	W, 70-54	H

CENTENARY (2-2)

H: 1-0 ♦ A: 1-1 ♦ N: 0-1

12/14/59	W, 67-65	A
12/30/60	L, 67-76 (OT)	N
01/29/62	W, 64-63	H
01/03/80	L, 54-58	A

CENTRAL ARKANSAS (1-0)

H: 1-0 ♦ A: 0-0 ♦ N: 0-0

12/20/78	W, 87-78	H
----------	----------	---

CHARLESTON SOUTHERN (1-0)

H: 1-0 ♦ A: 0-0 ♦ N: 0-0

11/16/18	W, 76-73	H
----------	----------	---

CHARLOTTE (11-2)

H: 6-0 ♦ A: 3-1 ♦ N: 2-1

12/18/87	L, 63-78	N
02/20/14	W, 71-49	A
01/24/15	W, 72-69	H
03/11/15	W, 63-60	N
01/14/16	W, 73-72	A
03/10/16	W, 79-61	N
02/11/17	W, 70-55	H
02/03/18	W, 78-73	A
02/07/19	W, 71-53	H
02/23/19	W, 86-67	H
01/04/20	L, 62-68	A
02/05/21	W, 66-65	H
02/06/21	W, 73-60	H

CHATTANOOGA (32-34)

H: 11-9 ♦ A: 6-9 ♦ N: 0-3

1931-32	W, 26-21	
1931-32	L, 25-43	
1932-33	W, 39-38	
1932-33	L, 29-36	
1933-34	L, 23-38	
1933-34	W, 53-42	
1934-35	L, 29-43	
1934-35	L, 29-48	
1935-36	W, 34-20	
1935-36	W, 42-30	
1936-37	L, 25-31	
1936-37	W, 55-36	
1939-40	L, 29-33	
1939-40	W, 39-36	
1940-41	L, 21-23	
1940-41	W, 40-22	
1941-42	W, 35-31	
1941-42	W, 38-18	
1945-46	L, 34-70	
1945-46	L, 28-48	
1949-50	L, 57-61	
1949-50	W, 51-40	
1950-51	L, 51-60	
1950-51	W, 64-62	
1951-52	W, 62-60	
1951-52	W, 68-44	
1952-53	L, 71-93	
1952-53	W, 79-70	
01/29/63	L, 69-78	A
02/25/63	W, 77-66	H
01/18/64	L, 71-86	A
02/03/64	W, 81-73	H
01/14/65	L, 68-91	H
02/20/65	L, 77-101	A
12/14/65	L, 71-74	H
02/07/66	L, 100-101	A
12/12/66	L, 105-107 (OT)	H
02/06/67	L, 87-106	A
12/14/67	W, 88-66	A
02/08/68	W, 78-70	H
02/27/69	W, 96-83	A
01/15/70	W, 79-68	H

01/28/71	L, 68-70	H
02/18/71	L, 82-86	A
01/27/72	W, 65-63	H
02/14/72	W, 75-57	A
01/31/73	W, 81-78	A
02/15/73	L, 75-83	H
01/07/74	W, 85-74	H
02/04/74	L, 94-96	A
01/07/76	L, 72-83	H
A 12/18/76	L, 73-75 (OT)	H
H 01/31/77	L, 90-101	A
H 12/01/80	W, 73-67	H
A 02/21/81	L, 70-72	A
H 11/27/81	L, 54-62	N
N 12/16/83	L, 49-62	N
H 12/01/84	L, 69-71	H
H 12/12/87	W, 92-76	H
H 12/17/88	W, 88-87	A
H 12/14/96	W, 83-73	H
A 11/24/97	W, 87-68	A
N 12/29/03	L, 61-66	N
H 11/29/05	W, 81-71	H
H 12/19/14	W, 68-58	H
H 12/07/20	L, 70-80	H

CHICAGO STATE (1-0)

H: 0-0 ♦ A: 0-0 ♦ N: 1-0

12/29/88	W, 85-71	N
----------	----------	---

CHRISTIAN BROTHERS (1-0)

H: 1-0 ♦ A: 0-0 ♦ N: 0-0

12/18/02	W, 74-57	H
----------	----------	---

CINCINNATI (0-4)

H: 0-0 ♦ A: 0-3 ♦ N: 0-1

01/06/92	L, 70-79	A
12/20/03	L, 54-89	A
12/21/13	L, 48-69	A
11/28/14	L, 51-69	N

CLEMSON (0-5)

H: 0-2 ♦ A: 0-1 ♦ N: 0-2

12/19/75	L, 46-82	N
12/01/79	L, 61-94	H
12/15/84	L, 75-81	A
03/13/86	L, 81-99	N
12/27/88	L, 77-81	H

CLEVELAND STATE (1-3)

H: 1-1 ♦ A: 0-2 ♦ N: 0-0

12/18/89	L, 65-67 (OT)	H
01/06/90	L, 69-76	A
12/23/92	W, 77-69	H
A 12/21/93	L, 59-67	A

CLINCH VALLEY (1-0)

H: 1-0 ♦ A: 0-0 ♦ N: 0-0

12/18/80	W, 73-61	H
----------	----------	---



- ALL-TIME SERIES RECORD -

COASTAL CAROLINA (0-1)

H: 0-0 ♦ A: 0-1 ♦ N: 0-0	
11/18/19	L, 72-93 A

COLLEGE OF CHARLESTON (1-1)

H: 0-0 ♦ A: 1-0 ♦ N: 0-1	
03/29/92	W, 70-68 A
11/18/06	L, 56-64 N

COLORADO (1-1)

H: 0-0 ♦ A: 0-0 ♦ N: 1-1	
12/30/88	W, 107-105 (OT) N
12/05/92	L, 57-97 N

COLUMBIA INTERNATIONAL (1-0)

H: 1-0 ♦ A: 0-0 ♦ N: 0-0	
12/03/19	W, 86-38 H

COPPIN STATE (1-0)

H: 0-0 ♦ A: 0-0 ♦ N: 1-0	
12/28/90	W, 73-67 N

COVENANT COLLEGE (2-0)

H: 2-0 ♦ A: 0-0 ♦ N: 0-0	
11/24/03	W, 86-53 H
12/12/20	W, 76-57 H

CREIGHTON (1-0)

H: 0-0 ♦ A: 0-1 ♦ N: 0-0	
11/29/14	L, 47-57 A

CULVER-STOCKTON (2-0)

H: 2-0 ♦ A: 0-0 ♦ N: 0-0	
01/05/77	W, 79-55 H
01/02/78	W, 81-34 H

CUMBERLAND (24-1)

H: 7-0 ♦ A: 0-0 ♦ N: 1-0	
1925-26	W, 40-23
1927-28	W, 39-36
1929-30	W, 42-24
1932-33	W, R.I.
1937-38	W, 39-37
1937-38	W, 48-41
1939-40	L, 34-37
1939-40	W, 40-38
1946-47	W, 65-41
1946-47	W, 52-39
1947-48	W, 45-30
1947-48	W, 65-49 N
1948-49	W, 86-55
1948-49	W, 68-66
1949-50	W, 77-30
1949-50	W, 61-25
1950-51	W, 48-44
1950-51	W, 82-51
01/05/85	W, 79-55 H
12/11/86	W, 106-76 H
12/02/87	W, 127-57 H
12/13/06	W, 60-47 H

11/1/08	W, 81-70 H
11/27/09	W, 87-54 H
11/22/11	W, 88-48 H

DAYTON (0-1)

H: 0-0 ♦ A: 0-1 ♦ N: 0-0	
12/11/65	L, 63-90 A

DELAWARE (1-0)

H: 0-0 ♦ A: 0-0 ♦ N: 1-0	
12/22/04	W, 73-69 (OT) N

DELTA STATE (0-3)

H: 0-0 ♦ A: 0-0 ♦ N: 0-0	
1940-41	L, 35-57
1940-41	L, 36-62
1941-42	L, 30-34

DENVER (9-7)

H: 6-3 ♦ A: 2-3 ♦ N: 1-1	
01/18/01	L, 57-59 H
02/16/02	W, 62-47 H
01/08/03	W, 80-68 A
03/10/03	W, 83-59 N
02/14/04	W, 65-48 H
02/12/05	L, 71-83 A
02/11/06	L, 62-72 H
03/05/06	L, 57-58 H
02/01/07	W, 75-49 H
01/05/08	W, 68-50 H
02/21/08	W, 65-58 A
02/05/09	L, 51-63 A
02/11/10	W, 57-50 H
03/07/10	L, 58-73 N
01/22/11	W, 59-49 H
02/04/12	L, 60-75 A

DEPAUL (0-1)

H: 0-0 ♦ A: 0-1 ♦ N: 0-0	
12/12/64	L, 68-89 A

DETROIT (1-2)

H: 1-0 ♦ A: 0-1 ♦ N: 0-1	
03/13/77	L, 76-93 N
02/09/81	L, 60-75 A
12/30/81	W, 64-62 (OT) H

DIXIE COLLEGE (1-0)

H: 0-0 ♦ A: 0-0 ♦ N: 0-0	
1913-14	W, 27-13

EAST CAROLINA (1-2)

H: 1-1 ♦ A: 0-1 ♦ N: 0-0	
12/20/01	L, 71-81 A
11/22/02	L, 63-65 H
01/30/14	W, 84-67 H

EASTERN ILLINOIS (3-5)

H: 2-2 ♦ A: 1-3 ♦ N: 0-0	
01/20/97	W, 83-72 H

02/15/97	W, 77-55 A
01/08/98	L, 74-85 A
02/05/98	W, 67-65 H
01/09/99	L, 73-75 H
02/06/99	L, 67-72 A
12/02/99	L, 72-76 H
01/18/00	L, 63-69 A

EASTERN KENTUCKY (42-61)

H: 29-16 ♦ A: 9-37 ♦ N: 3-0	
1952-53	L, 67-73
1952-53	L, 63-101
1953-54	W, 60-59
1953-54	L, 79-83
1953-54	L, 69-95
1954-55	L, 84-108
1954-55	L, 69-109
1955-56	L, 69-82
1955-56	L, 75-88
01/07/57	L, 62-63 H
02/18/57	L, 104-109 A
01/20/58	W, 77-76 H
02/10/58	L, 67-72 A
01/15/59	L, 66-93 A
02/02/59	L, 64-80 H
01/14/60	L, 69-88 H
01/30/60	L, 72-100 A
01/14/61	L, 63-90 A
01/26/61	L, 57-67 H
01/29/62	L, 56-64 H
02/21/62	L, 69-113 A
02/02/63	L, 81-116 A
02/20/63	W, 78-71 (OT) H
02/13/64	W, 83-73 H
02/21/64	L, 86-97 H
01/11/65	L, 69-99 A
02/26/65	L, 83-95 H
01/10/66	L, 80-98 H
02/12/66	L, 66-70 A
01/16/67	W, 78-74 H
02/18/67	L, 73-93 A
01/15/68	L, 76-98 A
02/17/68	W, 83-81 H
01/13/69	L, 89-90 (20T) H
02/22/69	L, 89-93 A
01/12/70	L, 78-88 A
02/21/70	W, 74-68 H
01/11/71	L, 64-88 H
02/20/71	L, 60-65 A
01/22/72	L, 53-85 A
02/19/72	L, 91-92 H
01/22/73	L, 77-80 H
02/17/73	L, 58-74 A
01/21/74	L, 70-73 A
02/16/74	W, 90-68 H
01/18/75	W, 91-70 H
02/17/75	W, 83-77 A
01/26/76	L, 57-62 A
02/21/76	W, 95-75 H
01/15/77	W, 86-71 H





- ALL-TIME SERIES RECORD -

		ETSU (34-22)		H: 16-7 ♦ A: 13-9 ♦ N: 3-1	
02/12/77	W, 71-66	A			
01/09/78	W, 93-86	A			
02/04/78	W, 74-73 (OT)	H	1949-50	W, 63-57	
01/08/79	L, 77-81	H	1951-52	L, 65-70	
02/03/79	L, 83-84	A	1951-52	W, 66-64	
03/02/79	L, 81-90	A	1951-52	W, 52-46	N
01/31/80	L, 67-79	A	1952-53	L, 62-82	
02/23/80	W, 79-64	H	1952-53	L, 64-73	
01/05/81	W, 53-42	H	1954-55	L, 79-82	
01/31/81	L, 53-55	A	1955-56	L, 73-84	
12/12/81	W, 69-51	A	1955-56	W, 80-57	N
02/27/82	W, 62-55	H	01/21/57	W, 61-55	H
12/18/82	L, 52-57	A	02/09/57	W, 79-61	A
03/05/83	W, 83-70	H	02/23/57	W, 83-74	N
01/14/84	L, 58-63	A	02/01/58	W, 62-57	H
02/18/84	W, 64-61	H	02/22/58	W, 72-59	A
01/14/85	W, 45-43	H	01/09/59	L, 66-68	H
02/18/85	L, 67-69 (OT)	A	01/09/60	W, 80-76	H
01/20/86	W, 69-57	A	02/22/60	L, 106-123	A
02/22/86	W, 84-74	H	01/07/61	W, 100-90	A
03/03/86	W, 88-65	H	02/20/61	W, 83-73	H
01/19/87	W, 89-83	H	01/06/62	W, 58-55 (OT)	H
02/21/87	L, 86-89	A	02/13/62	L, 70-78	A
02/01/88	L, 70-88	A	01/05/63	W, 59-57	A
02/12/88	W, 87-75	H	01/25/63	L, 57-80	H
01/21/89	W, 82-67	H	01/11/64	W, 59-54	A
02/20/89	W, 81-63	A	02/05/64	L, 70-88	H
03/08/89	W, 81-64	N	01/25/65	W, 100-99	H
01/29/90	L, 51-67	A	1964-65	L, 74-106	A
02/10/90	L, 66-81	H	01/22/66	W, 74-72	A
03/03/90	L, 52-65	A	02/19/66	W, 102-96	H
01/19/91	L, 73-83	A	12/20/66	L, 72-86	H
02/18/91	L, 74-79	H	01/07/67	W, 45-43	A
03/06/91	W, 83-66	N	02/13/67	L, 68-69	H
01/27/92	W, 73-68	H	01/06/68	W, 72-63	H
02/08/92	L, 79-86	A	02/12/68	L, 74-100	A
01/11/93	L, 65-80	H	01/06/69	L, 84-91	A
02/22/93	L, 46-66	A	02/17/69	W, 82-78	H
01/22/94	L, 72-88	A	01/03/70	L, 51-54	H
02/28/94	W, 82-75	H	02/16/70	W, 66-64	A
01/21/95	W, 72-68	H	01/04/71	L, 72-80	A
02/27/95	W, 82-78 (OT)	A	02/13/71	W, 72-71	H
01/22/96	L, 64-70	A	01/15/72	W, 74-68	A
02/17/96	W, 74-70	H	01/15/73	W, 71-68	A
01/04/97	L, 77-79	A	02/10/73	W, 71-58	H
02/03/97	W, 91-58	H	01/14/74	W, 82-63	H
01/22/98	W, 96-89	A	02/09/74	L, 76-80	A
02/19/98	L, 54-55	H	01/11/75	W, 80-74	A
02/24/98	W, 61-49	N	02/10/75	W, 85-81	H
01/23/99	W, 82-67	H	01/19/76	W, 79-60	H
02/20/99	W, 72-65	A	02/14/76	L, 74-88	A
01/06/00	L, 83-85	A	01/08/77	W, 52-51	A
02/03/00	W, 94-71	H	02/07/77	W, 78-67	H
			01/16/78	W, 68-61	H
			02/13/78	W, 62-53	A
			11/16/98	L, 59-64	H
			12/22/97	W, 74-70	H
			11/21/98	W, 83-59	H
			11/27/20	L, 43-57	H

ALL-TIME RECORD BY STATE		
State	W-L	Pct.
Alabama	84-58	.592
Alaska	1-0	1.000
Arizona	2-0	1.000
Arkansas	29-25	.537
California	6-6	.500
Colorado	10-8	.555
Connecticut	0-0	----
Delaware	1-0	1.000
Florida	60-24	.714
Georgia	40-11	.784
Hawaii	1-0	1.000
Idaho	0-0	----
Illinois	10-9	.526
Indiana	11-8	.579
Iowa	2-1	.667
Kansas	0-3	.000
Kentucky	186-323	.365
Louisiana	52-41	.559
Maine	0-1	.000
Maryland	1-0	1.000
Massachusetts	0-1	.000
Michigan	3-3	.500
Minnesota	2-4	.333
Mississippi	22-17	.564
Missouri	13-16	.448
Montana	1-0	1.000
Nebraska	1-2	.333
Nevada	0-1	.000
New Hampshire	0-0	----
New Jersey	1-1	.500
New Mexico	3-6	.333
New York	4-3	.571
North Carolina	29-17	.630
North Dakota	0-0	----
Ohio	39-33	.542
Oklahoma	6-7	.462
Oregon	2-1	.667
Pennsylvania	5-3	.625
Rhode Island	1-2	.333
South Carolina	11-9	.550
South Dakota	2-1	.667
Tennessee	469-363	.564
Texas	47-35	.573
Utah	1-1	.500
Vermont	1-0	1.000
Virginia	18-13	.581
Washington	0-0	----
West Virginia	14-10	.583
Wisconsin	2-0	1.000
Wyoming	1-1	.500
D.C.	1-0	1.000
Puerto Rico	1-0	1.000

ERSKINE (2-0)

H: 2-0 ♦ A: 0-0 ♦ N: 0-0

12/22/97	W, 74-70	H	11/28/98	L, 64-80	A
11/21/98	W, 83-59	H	11/27/20	L, 43-57	H



- ALL-TIME SERIES RECORD -

EVANSVILLE (2-1)

H: 1-0 ♦ A: 0-1 ♦ N: 1-0

11/24/10	W, 82-70	H
12/18/10	L, 79-81	A
11/27/16	W, 66-55	N

FISK (1-0)

H: 1-0 ♦ A: 0-0 ♦ N: 0-0

12/09/13	W, 115-65	H
----------	-----------	---

FIU (31-11)

H: 15-5 ♦ A: 15-15 ♦ N: 1-1

01/07/91	W, 86-72	H
02/02/91	W, 94-77	A
01/11/01	L, 59-61	H
02/03/01	L, 61-66	A
01/05/02	L, 60-67	A
02/02/02	W, 71-69	H
02/01/03	W, 60-58	H
02/22/03	W, 80-70	A
02/07/04	W, 54-53	A
03/01/04	W, 60-42	H
02/05/05	W, 82-69	H
02/28/05	W, 91-81	A
02/04/06	W, 66-64	A
02/27/06	W, 82-58	H
12/31/06	W, 60-46	A
02/15/07	L, 67-69	H
12/18/07	W, 72-63	H
02/09/08	L, 60-66	A
01/10/09	W, 68-63	H
02/26/09	W, 71-66	A
01/14/10	L, 58-65	H
02/25/10	W, 74-71	A
01/29/11	W, 79-70	A
02/12/11	W, 80-68	H
03/06/11	W, 73-38	N
12/29/11	W, 71-66	H
01/12/12	W, 70-59	A
12/29/12	W, 69-52	H
01/31/13	W, 66-64	A
03/10/13	L, 57-61	N
02/08/14	W, 70-68	H
01/08/15	W, 65-52	H
03/05/15	L, 54-59	A
02/06/16	W, 67-66	H
03/05/16	W, 61-58	H
01/19/17	W, 65-52	A
03/02/17	W, 70-67	H
01/04/18	W, 71-66 (OT)	A
01/03/19	L, 76-83	H
01/18/20	L, 69-83	A
01/08/21	L, 55-68	H
01/09/21	W, 67-56	H

FLORIDA (0-2)

H: 0-0 ♦ A: 0-1 ♦ N: 0-1

11/18/12	L, 45-66	N
11/21/13	L, 59-79	A

FLORIDA ATLANTIC (19-8)

H: 9-3 ♦ A: 9-5 ♦ N: 1-0

12/21/05	W, 90-76	N
01/10/07	W, 72-68	A
02/24/07	W, 79-59	H
01/09/08	W, 61-57	H
02/23/08	L, 67-75	A
01/08/09	W, 59-57	H
02/21/09	W, 74-68	H
01/16/10	L, 60-61	H
02/27/10	W, 66-57	A
01/13/11	L, 61-71	H
01/27/11	L, 51-62	A
01/14/12	W, 67-54	A
02/18/12	W, 72-59	H
01/10/13	W, 62-52	H
02/02/13	W, 73-56	A
02/06/14	W, 67-63	A
01/10/15	W, 82-58	H
03/07/15	W, 77-54	A
02/04/16	W, 85-73	H
03/03/16	W, 76-59	A
01/21/17	W, 86-57	A
03/04/17	W, 93-59	H
01/06/18	W, 61-57	A
01/05/19	L, 56-63	H
01/16/20	L, 94-97 (OT)	A
03/04/21	L, 50-80	A
03/05/21	L, 54-63	A

FLORIDA GULF COAST (2-0)

H: 1-0 ♦ A: 1-0 ♦ N: 0-0

11/21/17	W, 85-72	H
12/2/17	W, 81-76	A

FLORIDA STATE (1-0)

H: 0-0 ♦ A: 0-0 ♦ N: 1-0

03/16/89	W, 97-83	N
----------	----------	---

FREED-HARDEMAN (2-0)

H: 2-0 ♦ A: 0-0 ♦ N: 0-0

01/02/86	W, 118-53	H
12/18/06	W, 92-48	H

FURMAN (0-1)

H: 0-1 ♦ A: 0-0 ♦ N: 0-0

12/12/10	L, 61-76	H
----------	----------	---

GEORGIA (1-1)

H: 0-1 ♦ A: 0-0 ♦ N: 1-0

11/25/83	L, 67-83	H
03/22/88	W, 69-59	N

GEORGIA COLLEGE (5-0)

H: 5-0 ♦ A: 0-0 ♦ N: 0-0

12/05/77	W, 92-54	H
12/02/78	W, 74-54	H
01/02/84	W, 82-53	H
11/23/84	W, 65-63 (OT)	H
12/10/87	W, 79-73	H

GEORGIA SOUTHERN (3-2)

H: 2-1 ♦ A: 1-1 ♦ N: 0-0

12/19/63	W, 88-83	H
01/17/84	L, 54-55	H
01/30/85	L, 64-72	A
12/01/90	W, 80-77	A
12/20/90	W, 80-76 (OT)	H

GEORGIA SOUTHWESTERN (1-0)

H: 1-0 ♦ A: 0-0 ♦ N: 0-0

12/09/77	W, 79-58	H
----------	----------	---

GEORGIA STATE (8-4)

H: 3-1 ♦ A: 4-3 ♦ N: 1-0

01/25/71	W, 72-61	A
02/07/72	W, 98-59	H
01/17/73	L, 62-67	A
12/22/80	W, 74-58	A
12/17/81	W, 62-49	H
02/01/83	L, 60-73	H
02/23/83	W, 76-69	A
11/26/83	W, 70-58	N
12/21/83	W, 66-57	A
02/04/84	W, 84-61	H
12/22/15	L, 62-64	A
12/21/16	L, 56-64	A

GRAMBLING (2-0)

H: 1-0 ♦ A: 1-0 ♦ N: 0-0

12/04/90	W, 96-87	H
02/06/91	W, 114-85	A

GRAND CANYON (1-0)

H: 0-0 ♦ A: 0-0 ♦ N: 1-0

12/30/13	W, 79-56	N
----------	----------	---

GREEN BAY (1-0)

H: 1-0 ♦ A: 0-0 ♦ N: 0-0

12/05/74	W, 73-57	H
----------	----------	---

HOUSTON (0-2)

H: 0-1 ♦ A: 0-1 ♦ N: 0-0

12/01/07	L, 68-83	A
12/02/08	L, 67-70	H

HOUSTON BAPTIST (3-1)

H: 2-0 ♦ A: 1-1 ♦ N: 0-0

11/16/08	W, 80-63	H
02/07/09	W, 89-77	A
02/13/10	W, 109-79	H
02/22/11	L, 68-70	A

HOWARD (1-0)

H: 1-0 ♦ A: 0-0 ♦ N: 0-0

12/22/10	W, 69-51	H
----------	----------	---

HUNTINGDON (1-0)

H: 1-0 ♦ A: 0-0 ♦ N: 0-0

01/19/63	W, 79-74	H
----------	----------	---



- ALL-TIME SERIES RECORD -

INDIANA STATE (2-2)

H: 2-0 ♦ A: 0-2 ♦ N: 0-0

11/25/95	W, 81-78	H
12/19/96	L, 66-92	A
11/26/05	L, 79-85 (OT)	A
11/30/06	W, 65-58	H

IPFW (4-0)

H: 2-0 ♦ A: 2-0 ♦ N: 0-0

01/31/02	W, 90-80	A
01/28/03	W, 71-52	H
01/06/04	W, 72-65	H
01/05/05	W, 66-61	A

IUPUI (2-1)

H: 2-0 ♦ A: 0-1 ♦ N: 0-0

12/02/00	L, 70-78	A
11/21/01	W, 76-72	H
12/07/02	W, 64-60	H

JACKSONVILLE (1-0)

H: 0-0 ♦ A: 0-0 ♦ N: 0-0

12/14/61	W, 59-54	
----------	----------	--

JACKSONVILLE STATE (2-2)

H: 0-0 ♦ A: 0-0 ♦ N: 0-0

1938-39	L, 45-62	
1939-40	L, 5-34	
1940-41	W, 37-31	
1941-42	W, 35-30	

KANSAS (0-3)

H: 0-1 ♦ A: 0-2 ♦ N: 0-0

12/13/97	L, 68-103	A
12/05/99	L, 77-97	H
11/27/00	L, 66-92	A

KENNESAW STATE (6-0)

H: 6-0 ♦ A: 0-0 ♦ N: 0-0

01/08/87	W, 98-70	H
01/02/88	W, 103-71	H
11/28/88	W, 93-56	H
12/16/89	W, 75-62	H
11/26/90	W, 97-77	H
12/27/02	W, 66-62	H

KENT STATE (0-1)

H: 0-1 ♦ A: 0-0 ♦ N: 0-0

03/18/15	L, 56-68	H
----------	----------	---

KENTUCKY (1-0)

H: 0-0 ♦ A: 0-0 ♦ N: 1-0

03/11/82	W, 50-44	N
----------	----------	---

KENTUCKY WESLEYAN (1-4)

H: 1-1 ♦ A: 0-2 ♦ N: 0-1

01/05/57	L, 58-65	A
12/09/57	L, 69-79	H
12/13/58	L, 70-77	N
12/30/58	W, 78-72	H

02/21/59 L, 73-84 A

KING COLLEGE (1-0)

H: 1-0 ♦ A: 0-0 ♦ N: 0-0

11/13/09	W, 93-73	H
----------	----------	---

LA TECH (5-13)

H: 4-4 ♦ A: 1-9 ♦ N: 0-0

12/12/59	L, 63-81	A
12/15/87	L, 63-64	H
01/07/88	L, 67-72	A
12/20/88	W, 91-87	H
01/12/89	L, 71-72	A
12/09/89	L, 77-98	A
01/11/90	W, 84-75	H
01/25/01	L, 55-75	A
02/15/01	L, 53-68	H
02/27/14	L, 39-55	A
01/17/15	L, 68-75	A
02/07/15	L, 62-73	H
02/11/16	L, 63-73	A
01/28/17	W, 71-61	H
01/11/18	W, 72-57	H
02/17/18	W, 87-70	A
01/12/19	L, 56-73	A
01/23/20	L, 73-80	H

LAMAR (1-0)

H: 1-0 ♦ A: 0-0 ♦ N: 0-0

11/19/09	W, 74-66	H
----------	----------	---

LAMBUTH (1-0)

H: 1-0 ♦ A: 0-0 ♦ N: 0-0

11/19/04	W, 95-54	H
----------	----------	---

LEES-MCRAE (1-0)

H: 1-0 ♦ A: 0-0 ♦ N: 0-0

11/06/18	W, 91-69	H
----------	----------	---

LEHIGH (1-0)

H: 0-0 ♦ A: 0-0 ♦ N: 1-0

12/04/92	W, 89-73	N
----------	----------	---

LINCOLN MEMORIAL (8-5)

H: 0-0 ♦ A: 0-0 ♦ N: 0-0

1947-48	W, 46-44	
1948-49	L, 57-61	
1948-49	L, 52-59	
1949-50	W, 52-43	
1949-50	L, 39-74	
1950-51	W, 57-53	
1950-51	L, 57-61	
1951-52	W, 51-48	
1951-52	W, 55-53	
1953-54	W, 82-55	
1954-55	L, 70-77	
1954-55	W, 92-91	
12/17/86	W, 116-92	

LIPSCOMB (33-20)

H: 10-1 ♦ A: 3-2 ♦ N: 2-2

1937-38	L, 29-48	
1937-38	L, 41-49	
1938-39	W, 53-40	
1938-39	W, 31-21	
1939-40	W, 48-21	
1939-40	W, 56-33	
1940-41	L, 55-56	
1940-41	W, 45-38	
1941-42	L, 20-29	
1941-42	W, 53-42	
1945-46	W, Inc.	
1946-47	W, 56-51	
1946-47	L, 38-46	
1946-47	W, 49-38	
1947-48	W, 66-53	
1947-48	L, 36-43	
1947-48	L, 42-58	N
1948-49	L, 50-56	
1948-49	W, 48-34	
1948-49	L, 55-59	N
1949-50	L, 41-46	
1949-50	W, 44-40	
1949-50	W, 61-56	
1950-51	L, 50-73	
1950-51	L, 38-88	
1951-52	W, 57-44	
1951-52	L, 53-65	
1952-53	L, 60-61	
1952-53	W, 69-57	
1952-53	L, 75-85	
1953-54	W, 83-70	
1953-54	W, 73-66	N
1954-55	L, 75-90	
1954-55	W, 79-68	
1955-56	W, 88-66	
1955-56	L, 75-76 (OT)	
1955-56	W, 75-69	N
02/02/57	W, 75-73 (OT)	A
02/14/57	W, 75-43	H
01/07/58	W, 68-61	H
01/28/58	W, 77-65	H
12/02/58	W, 79-52	H
01/05/59	L, 82-84	A
12/01/59	W, 109-73	H
01/23/60	W, 96-78	A
01/12/61	L, 66-68 (OT)	A
02/18/61	W, 94-74	H
12/30/74	W, 82-50	H
12/30/78	W, 91-72	H
11/25/91	W, 79-66	H
11/16/07	W, 68-62	H
12/01/18	L, 74-84	H
11/09/19	W, 73-70	A

LIVINGSTON STATE (1-0)

H: 1-0 ♦ A: 0-0 ♦ N: 0-0

1952-53	W, 88-74	H
---------	----------	---



- ALL-TIME SERIES RECORD -

LOUISIANA (13-6)

H: 8-1 ♦ A: 4-3 ♦ N: 1-2

01/23/59	W, 85-79	A
12/05/59	W, 81-72	H
02/17/01	L, 57-85	A
01/12/02	W, 69-64	H
01/25/03	L, 65-71	A
01/31/04	L, 64-74	H
03/08/04	L, 66-70	N
01/29/05	L, 44-54	A
03/06/05	L, 57-71	N
01/28/06	W, 73-59	H
01/27/07	W, 71-59	H
01/31/08	W, 57-51	A
01/29/09	W, 83-76	H
01/02/10	W, 68-58	H
01/08/11	W, 73-64 (OT)	A
01/07/12	W, 65-53	H
11/29/12	W, 72-58	A
01/19/13	W, 82-60	H
03/09/13	W, 81-66	N

LOUISVILLE (0-3)

H: 0-0 ♦ A: 0-2 ♦ N: 0-1

03/13/82	L, 56-81	N
12/20/05	L, 68-76	A
03/18/18	L, 68-84	A

LOYOLA (IL) (0-1)

H: 0-0 ♦ A: 0-1 ♦ N: 0-0

12/14/64	L, 85-117	A
----------	-----------	---

LOYOLA MARYMOUNT (1-0)

H: 0-0 ♦ A: 1-0 ♦ N: 0-0

11/13/11	W, 58-51	A
----------	----------	---

LSU (0-1)

H: 0-0 ♦ A: 0-1 ♦ N: 0-0

11/27/91	L, 65-96	A
----------	----------	---

LYON (1-0)

H: 1-0 ♦ A: 0-0 ♦ N: 0-0

12/03/94	W, 75-68	H
----------	----------	---

MACMURRAY (3-1)

H: 2-1 ♦ A: 1-0 ♦ N: 0-0

01/03/63	L, 68-77	H
01/02/64	W, 98-84	H
12/04/71	W, 77-74	A
01/10/73	W, 113-75	H

MAINE (0-1)

H: 0-0 ♦ A: 0-0 ♦ N: 0-1

12/29/13	L, 85-89 (OT)	N
----------	---------------	---

MARIST (1-1)

H: 1-0 ♦ A: 0-1 ♦ N: 0-0

11/24/98	L, 61-65	A
11/27/99	W, 76-55	H

MARS HILL (1-0)

H: 1-0 ♦ A: 0-0 ♦ N: 0-0

11/13/19	W, 96-82	H
----------	----------	---

MARSHALL (11-9)

H: 6-2 ♦ A: 3-7 ♦ N: 2-0

02/25/76	W, 99-82	A
02/02/77	W, 94-87	H
12/20/86	L, 85-87	A
12/22/87	W, 91-80	H
11/17/09	L, 60-63	A
03/13/12	W, 86-78	H
02/22/14	W, 56-53	A
02/19/15	W, 90-51	H
01/28/16	L, 66-82	A
02/27/16	W, 83-74	H
03/11/16	W, 99-90	N
01/12/17	W, 69-57	H
02/18/17	W, 97-86	A
03/11/17	W, 83-72	N
01/18/18	L, 63-73	A
03/03/18	L, 67-76	H
02/16/19	L, 93-98	A
01/09/20	L, 75-79	H
02/12/21	L, 79-107	A
02/13/21	L, 85-96	A

MARTIN COLLEGE (4-0)

H: 0-0 ♦ A: 0-0 ♦ N: 0-0

1946-47	W, 47-34	
1946-47	W, 51-44	
1947-48	W, 42-31	
1947-48	W, 58-45	

MARTIN METHODIST (1-0)

H: 1-0 ♦ A: 0-0 ♦ N: 0-0

12/20/99	W, 87-79	H
----------	----------	---

MARYVILLE (1-0)

H: 1-0 ♦ A: 0-0 ♦ N: 0-0

11/05/19	W, 119-61	H
----------	-----------	---

MCNEESE STATE (3-2)

H: 2-1 ♦ A: 1-1 ♦ N: 0-0

12/10/58	L, 49-50	H
12/18/78	W, 67-61	H
01/05/80	L, 53-65	A
12/20/86	W, 86-80	H
12/22/87	W, 84-69	A

MEMPHIS (15-24)

H: 0-0 ♦ A: 0-6 ♦ N: 0-2

1929-30	L, 21-41	
1932-33	W, Inc.	
1933-34	W, 45-33	
1933-34	W, 36-18	
1934-35	W, 33-31	
1934-35	L, 23-33	
1935-36	W, 42-35	
1935-36	W, 40-34	

1936-37	W, 33-24	
1936-37	L, 33-52	
1937-38	W, 30-29	
1937-38	W, 44-43	
1938-39	W, 41-34	
1938-39	W, 39-31	
1939-40	W, 52-35	
1939-40	L, 31-41	
1940-41	L, 28-37	
1940-41	L, 36-52	
1941-42	L, 29-70	
1941-42	W, 36-25	
1947-48	L, 45-53	
1947-48	L, 46-52	
1948-49	W, 68-56	
1949-50	L, 50-64	
1951-52	L, 57-92	
1951-52	L, 46-61	
1952-53	W, 77-62	
1953-54	L, 68-75	
1953-54	L, 65-82	
1954-55	L, 80-95	
1954-55	L, 86-91	
02/15/61	L, 61-81	A
11/30/83	L, 47-74	A
12/05/84	L, 77-90	A
11/30/85	L, 63-73	N
12/08/90	L, 60-75	A
01/04/06	L, 50-83	A
12/23/06	L, 46-86	A
12/15/07	L, 41-65	N

MERCER (5-3)

H: 2-1 ♦ A: 3-0 ♦ N: 0-0

1925-26	L, 28-30	
1927-28	L, 28-33	
12/23/75	W, 83-72	H
01/03/77	W, 59-55 (OT)	A
02/08/79	L, 61-64 (OT)	H
02/14/79	W, 62-61	A
12/15/79	W, 63-62	A
12/22/79	W, 81-63	H

MIAMI (FL) (0-1)

H: 0-0 ♦ A: 0-0 ♦ N: 0-1

12/25/17	L, 81-84	N
----------	----------	---

MIAMI (OH) (1-0)

H: 0-0 ♦ A: 0-0 ♦ N: 1-0

12/19/87	W, 81-72	N
----------	----------	---

MICHIGAN (1-0)

H: 1-0 ♦ A: 0-0 ♦ N: 0-0

12/29/86	W, 85-83	H
----------	----------	---

MICHIGAN STATE (1-1)

H: 0-0 ♦ A: 0-1 ♦ N: 1-0

12/19/77	L, 51-72	A
03/18/16	W, 90-81	N



- ALL-TIME SERIES RECORD -

MIDWESTERN STATE (0-1)

H: 0-0 ♦ A: 0-1 ♦ N: 0-0
12/20/57 L, 65-84 A

MILES (1-0)

H: 1-0 ♦ A: 0-0 ♦ N: 0-0
12/08/84 W, 103-69 H

MILLIGAN (10-2)

H: 3-0 ♦ A: 1-0 ♦ N: 1-1
1947-48 L, 53-54 N
1948-49 L, 67-90
1948-49 W, 70-62
1949-50 W, 72-58
1949-50 W, 75-73
1950-51 W, 106-93 N
1951-52 W, 88-56
1951-52 W, 89-50
01/09/57 W, 84-63 H
02/08/57 W, 91-83 A
11/11/16 W, 102-64 H
11/09/18 W, 102-70 H

MINNESOTA (2-4)

H: 0-2 ♦ A: 0-2 ♦ N: 2-0
11/23/85 W, 92-79 N
12/12/92 L, 65-88 A
12/03/93 L, 76-90 H
12/31/94 L, 57-98 A
03/21/12 L, 72-78 H
03/16/17 W, 81-72 N

MISSISSIPPI STATE (0-1)

H: 0-0 ♦ A: 0-1 ♦ N: 0-0
12/09/78 L, 50-85 A

MISSISSIPPIVALLEY STATE (3-1)

H: 2-0 ♦ A: 1-1 ♦ N: 0-0
11/23/90 W, 89-77 H
12/07/91 W, 87-67 A
11/27/04 L, 58-71 A
12/11/04 W, 75-54 H

MISSOURI (0-1)

H: 0-0 ♦ A: 0-1 ♦ N: 0-0
12/11/85 L, 77-81 A

MISSOURI STATE (1-0)

H: 0-0 ♦ A: 0-0 ♦ N: 1-0
12/22/08 W, 63-51 N

MONTANA (1-0)

H: 0-0 ♦ A: 0-0 ♦ N: 1-0
11/22/96 W, 66-63 N

MONTREAT (1-0)

H: 1-0 ♦ A: 0-0 ♦ N: 0-0
11/27/96 W, 98-52 H

MOREHEAD STATE (50-50)

H: 33-12 ♦ A: 16-28 ♦ N: 1-1
1952-53 L, 74-94
1952-53 L, 83-88
1953-54 L, 80-93
1953-54 L, 72-83
1954-55 L, 79-98
1954-55 L, 96-97
1954-55 L, 68-123
1955-56 L, 78-95
1955-56 L, 70-93
12/08/56 L, 72-95 A
01/28/57 L, 67-70 H
01/04/58 W, 71-68 H
01/25/58 L, 79-99 A
01/17/59 L, 81-94 H
01/05/59 L, 78-101 A
01/16/60 L, 82-83 A
02/01/60 W, 89-82 H
12/12/60 L, 75-85 A
01/28/61 L, 66-80 H
01/27/62 L, 67-70 H
02/07/62 W, 72-69 A
12/08/62 L, 59-103 A
02/16/63 L, 67-79 H
12/07/63 L, 91-96 H
02/01/64 W, 92-85 A
01/09/65 L, 73-96 A
02/08/65 W, 87-82 H
01/08/66 L, 64-78 H
02/14/66 L, 76-94 A
01/14/67 L, 67-91 H
02/20/67 L, 62-87 A
01/13/68 L, 69-85 A
02/19/68 W, 92-88 H
01/11/69 W, 93-88 (OT) H
02/10/69 L, 74-106 A
01/10/70 L, 67-88 A
02/09/70 W, 80-64 H
01/09/71 W, 71-69 H
02/22/71 L, 55-70 A
01/24/72 L, 63-64 A
02/17/72 W, 98-71 H
01/20/73 L, 63-72 H
02/19/73 L, 87-89 A
01/19/74 L, 77-82 A
02/18/74 W, 82-81 H
01/20/75 W, 91-87 H
02/15/75 L, 85-89 A
03/07/75 W, 85-68 H
01/24/76 L, 63-74 A
02/23/76 W, 93-67 H
01/17/77 W, 65-52 H
02/14/77 L, 67-74 A
03/04/77 W, 92-70 N
01/07/78 W, 92-59 A
02/06/78 W, 37-36 H
01/06/79 W, 99-97 (OT) H
02/05/79 W, 70-66 A
01/26/80 L, 66-68 A

02/02/80 W, 75-68 H
01/03/81 W, 64-57 H
01/29/81 L, 60-61 A
12/10/81 W, 64-59 A
02/25/82 W, 63-52 H
12/17/82 L, 84-85 A
03/04/83 L, 65-85 H
01/12/84 W, 57-54 A
02/16/84 L, 73-88 H
01/12/85 W, 75-63 H
02/16/85 W, 83-67 A
01/18/86 W, 107-73 A
02/24/86 W, 80-63 H
01/17/87 W, 81-72 H
02/23/87 W, 84-74 A
01/30/88 W, 100-85 A
02/15/88 W, 109-95 H
01/23/89 W, 108-68 H
02/18/89 L, 99-101 A
01/27/90 W, 67-65 A
02/12/90 W, 89-76 H
01/21/91 W, 64-58 A
02/16/91 W, 70-68 H
01/25/92 W, 80-72 H
02/10/92 W, 92-85 A
03/06/92 L, 80-81 N
01/09/93 W, 76-65 H
02/20/93 L, 59-81 A
01/24/94 L, 58-60 A
02/26/94 W, 74-65 H
01/23/95 L, 74-87 H
02/25/95 L, 61-65 A
01/20/96 L, 59-68 A
02/19/96 W, 73-71 H
01/06/97 W, 78-72 A
01/30/97 W, 98-86 H
01/24/98 W, 77-64 A
02/21/98 W, 74-61 H
02/21/99 W, 75-62 H
02/18/99 L, 74-75 A
01/08/00 W, 77-73 A
02/05/00 W, 69-67 H

MORRIS HARVEY (1-0)

H: 1-0 ♦ A: 0-0 ♦ N: 0-0
12/04/75 W, 89-67 H

MURRAY STATE (38-105)

H: 27-46 ♦ A: 14-54 ♦ N: 3-5
1929-30 W, 39-29 H
1931-32 L, 18-63 A
1931-32 L, 22-36 H
1932-33 L, 27-77 A
1932-33 W, 23-22 A
1933-34 L, 34-51 H
1933-34 L, 36-39 A
1934-35 L, 31-42 H
1934-35 L, 28-33 A
1935-36 L, 31-57 H
1935-36 L, 26-48 A



- ALL-TIME SERIES RECORD -

1936-37	L, 17-46	A	01/04/66	L, 73-89	H	03/07/86	W, 85-81	N
1936-37	L, 32-50	H	02/09/66	L, 81-107	A	01/10/87	W, 64-57	A
1937-38	L, 36-66	H	01/18/67	L, 93-96 (OT)	H	02/16/87	W, 90-76	H
1937-38	L, 31-45	A	01/30/67	L, 75-91	A	01/23/88	L, 67-79	H
1938-39	L, 37-49	H	01/04/68	L, 74-77	A	02/29/88	L, 66-82	A
1938-39	L, 48-76	A	01/29/68	L, 72-91	H	01/30/89	L, 67-71	A
1939-40	L, 33-40	H	01/18/69	L, 68-70	A	02/11/89	W, 85-84	H
1939-40	L, 42-60	A	02/05/69	L, 71-74	H	01/20/90	L, 71-80	H
1940-41	L, 37-64	H	02/11/70	L, 65-88	A	02/19/90	W, 81-76	A
1940-41	L, 22-51	A	02/23/70	L, 72-83	H	01/14/91	L, 66-70	H
1941-42	L, 33-44	A	02/08/71	L, 47-51	H	02/23/91	L, 86-91	A
1941-42	L, 28-52	H	03/01/71	L, 69-92	A	03/07/91	L, 67-79	A
1948-49	L, 50-68	A	01/29/72	L, 64-73	H	12/14/91	L, 74-98	A
1948-49	L, 38-43	H	02/28/72	L, 46-52	A	02/01/92	L, 83-84	H
1949-50	L, 36-79	H	01/29/73	L, 82-90	H	02/01/93	L, 73-76	A
1949-50	L, 59-100	A	02/24/73	L, 68-71	A	03/01/93	W, 79-74	H
1952-53	L, 67-68	H	01/28/74	W, 74-71	A	01/15/94	L, 76-102	A
1952-53	L, 73-78	A	02/23/74	W, 90-79	H	02/12/94	L, 86-116	H
1952-53	L, 70-79	N	01/25/75	W, 84-77	A	01/14/95	L, 74-89	H
1953-54	L, 83-105	H	02/24/75	W, 99-90	H	02/13/95	L, 74-87	A
1953-54	L, 77-88	A	02/02/76	L, 60-71	A	03/02/95	L, 67-75	N
1953-54	W, 86-84	N	02/28/76	W, 86-78	H	01/29/96	L, 72-73	H
1954-55	L, 80-104	A	01/22/77	L, 70-71	A	02/24/96	L, 67-80	A
1954-55	L, 73-104	H	02/21/77	W, 74-70	H	12/02/96	W, 85-72	H
1955-56	L, 66-86	H	01/23/78	W, 78-77	A	01/25/97	L, 72-78	A
1955-56	L, 82-104	A	02/18/78	W, 57-56	H	02/28/97	L, 48-74	N
01/02/57	L, 68-98	H	01/17/79	W, 84-71	H	01/03/98	W, 76-71 (OT)	H
02/13/57	W, 80-66	A	02/17/79	W, 69-67	A	01/29/98	L, 75-78	A
01/15/58	W, 80-72	A	01/19/80	L, 53-61	A	01/04/99	L, 74-84	A
02/05/58	L, 66-71	H	02/14/80	L, 62-68	H	01/30/99	L, 62-81	H
01/31/59	W, 78-66	H	01/17/81	L, 70-74	A	01/27/00	W, 81-79	A
02/24/59	W, 84-82	A	02/12/81	W, 67-53	H	02/24/00	W, 82-79	H
01/05/60	L, 70-80	A	03/06/81	L, 60-62	N	12/16/02	L, 72-79	H
02/10/60	L, 65-78	H	01/21/82	L, 58-59	H	01/01/03	L, 64-76	A
01/04/61	L, 58-97	H	02/18/82	W, 70-53	A	11/26/13	W, 80-65	A
02/08/61	L, 74-77	A	03/05/82	W, 56-54	N	11/18/14	L, 49-68	H
01/03/62	L, 61-83	A	01/21/83	L, 54-61	A	11/17/15	L, 65-76	A
02/03/62	L, 68-69	H	02/18/83	L, 69-80	H	11/15/16	W, 87-81	H
01/02/63	W, 86-82	H	01/27/84	L, 76-85	H	11/13/17	W, 72-67	A
02/06/63	L, 73-109	A	02/11/84	L, 63-75	A	12/08/18	L, 42-64	H
01/07/64	L, 68-98	A	01/29/85	L, 59-63	A	12/07/19	L, 52-85	A
02/10/64	L, 79-86	H	02/11/85	W, 65-59	H	12/02/20	W, 78-61	H
02/02/65	L, 79-80	H	02/28/85	W, 63-60	H			
02/24/65	L, 89-91 (OT)	A	01/11/86	W, 81-68	H			
12/20/65	L, 65-86	N	02/17/86	L, 86-93	A			

NEBRASKA (1-0)

H: 0-0 ♦ A: 0-0 ♦ N: 1-0

12/08/73	W, 76-65	N
----------	----------	---

NEW MEXICO (0-1)

H: 0-0 ♦ A: 0-0 ♦ N: 0-1

12/29/93	L, 56-69	N
----------	----------	---

NEW MEXICO STATE (3-5)

H: 0-3 ♦ A: 2-1 ♦ N: 1-1

12/18/57	L, 71-82	A
02/22/01	L, 60-81	H
01/10/02	L, 88-94 (30T)	H
03/03/02	L, 48-63	N
01/23/03	W, 70-68	A
01/29/04	L, 76-81	H
01/27/05	W, 65-50	A

MIDDLE TENNESSEE'S MOST PLAYED RIVALRIES

Rival	Meetings	W-L	Pct.	Streak	Last 10	Last Meeting
Murray State	143	38-105	.266	W1	4-6	12/02/20
Tennessee Tech	141	58-83	.411	L2	5-5	12/06/03
WKU	140	43-97	.307	L4	5-5	01/24/21
Austin Peay	138	75-63	.543	W2	4-6	11/26/11
Eastern Kentucky	103	42-61	.408	W1	7-3	02/03/00
Morehead State	100	50-50	.500	W2	8-2	02/05/00
Chattanooga	66	32-34	.485	L1	6-4	12/07/20
Tennessee State	62	45-17	.726	W1	9-1	11/18/17
ETSU	56	34-22	.607	L3	6-4	11/27/20
Lipscomb	53	33-20	.623	W1	8-2	11/09/19





- ALL-TIME SERIES RECORD -

03/04/05 W, 77-63 N

NEW ORLEANS (7-9)

H: 3-4 ♦ A: 4-4 ♦ N: 0-1

02/21/82	L, 68-70	H
02/28/83	L, 67-83	A
12/16/95	L, 67-69	H
11/30/96	L, 54-66	A
01/27/01	L, 56-69	A
03/02/01	L, 61-66 (OT)	N
12/30/01	W, 69-64	A
01/18/03	W, 77-60	H
01/24/04	W, 78-75	A
01/22/05	L, 60-66	H
01/26/06	W, 86-65	H
01/13/07	W, 76-67	A
01/19/08	L, 75-82 (OT)	H
01/24/09	L, 65-69	A
12/31/10	W, 63-58	A
01/28/10	W, 66-46	H

NICHOLLS STATE (1-0)

H: 1-0 ♦ A: 0-0 ♦ N: 0-0

12/05/60	W, 66-54	H
----------	----------	---

NORFOLK STATE (1-0)

H: 0-0 ♦ A: 0-0 ♦ N: 1-0

12/21/08	W, 77-56	N
----------	----------	---

NORTH ALABAMA (13-6)

H: 6-1 ♦ A: 6-1 ♦ N: 0-0

1947-48	L, 37-41	
1949-50	L, 67-70	
1949-50	L, 45-68	
1950-51	L, 45-58	
1950-51	W, 69-68	
12/03/62	W, 86-77 (OT)	A
01/12/63	L, 64-67	H
12/09/63	W, 99-87	H
01/30/64	W, 98-97	A
12/07/64	W, 95-77	H
02/10/65	L, 81-87	A
12/04/65	W, 88-73	A

01/27/66 W, 86-78 H

12/03/66 W, 111-79 H

01/21/67 W, 78-73 A

12/18/71 W, 90-72 A

12/31/79 W, 67-60 H

12/08/80 W, 74-73 A

11/06/08 W, 75-57 H

NORTH CAROLINA (0-4)

H: 0-1 ♦ A: 0-2 ♦ N: 0-1

03/14/85 L, 57-76 N

02/01/97 L, 49-99 A

11/14/97 L, 56-84 A

11/30/98 L, 54-75 H

NORTH CAROLINA A&T (2-1)

H: 1-0 ♦ A: 1-1 ♦ N: 0-0

12/19/95 W, 64-53 H

11/29/95 W, 75-64 A

11/23/10 L, 56-65 A

NORTH CAROLINA CENTRAL (1-0)

H: 1-0 ♦ A: 0-0 ♦ N: 0-0

11/30/78 W, 72-55 H

NORTH CAROLINA STATE (0-1)

H: 0-0 ♦ A: 0-0 ♦ N: 0-1

12/21/98 L, 59-91 N

NORTH FLORIDA (1-0)

H: 1-0 ♦ A: 0-0 ♦ N: 0-0

11/13/13 W, 77-70 H

NORTH GEORGIA (1-0)

H: 1-0 ♦ A: 0-0 ♦ N: 0-0

11/26/94 W, 72-64 H

NORTH TEXAS (15-10)

H: 9-2 ♦ A: 6-5 ♦ N: 0-3

01/06/01 W, 105-71 H

01/19/02 L, 63-85 A

01/06/03 W, 76-55 H

02/12/04 L, 64-69 A

02/10/05 W, 79-64 H

02/09/06 W, 62-60 A

01/25/07 L, 53-66 A

03/05/07 L, 52-59 N

01/27/08 W, 69-60 H

12/31/08 W, 89-80 A

02/14/09 L, 78-89 H

03/08/09 L, 79-88 N

01/30/10 W, 69-64 H

01/05/11 W, 78-71 H

02/02/12 W, 68-66 A

12/31/12 W, 75-57 H

01/24/13 W, 72-64 A

01/25/14 W, 70-65 A

02/14/15 L, 56-57 A

02/21/16 W, 86-64 H

01/07/17 W, 79-68 A

02/10/18 W, 79-73 H

01/26/19 L, 53-70 A

02/06/20 L, 70-75 H

03/10/21 L, 56-76 N

NORTHERN ARIZONA (1-0)

H: 1-0 ♦ A: 0-0 ♦ N: 0-0

11/25/14 W, 66-53 H

NORTHRIDGE (1-0)

H: 1-0 ♦ A: 0-0 ♦ N: 0-0

12/07/61 W, 77-76 (OT) H

NORTHWESTERN STATE (2-0)

H: 2-0 ♦ A: 0-0 ♦ N: 0-0

12/08/59 W, 67-64 H

12/28/60 W, 81-74 H

NOTRE DAME (0-1)

H: 0-0 ♦ A: 0-0 ♦ N: 0-1

03/12/87 L, 71-84 N

OGLETHORPE (1-1)

H: 0-1 ♦ A: 1-0 ♦ N: 0-0

12/30/67 W, 77-75 (OT) A

02/06/68 L, 81-91 H

OHIO (0-3)

H: 0-0 ♦ A: 0-1 ♦ N: 0-2

12/29/58 L, 66-77 N

11/15/09 L, 68-81 A

11/24/19 L, 63-75 N

OHIO VALLEY (1-0)

H: 1-0 ♦ A: 0-0 ♦ N: 0-0

11/14/14 W, 77-60 H

OKLAHOMA STATE (0-1)

H: 0-0 ♦ A: 0-1 ♦ N: 0-0

12/16/14 L, 44-68 A

MIDDLE TENNESSEE VS. CONFERENCE USA

Opponent	W-L	Pct.	Streak	Last 5	Last 10
Charlotte	11-2	.846	W2	4-1	9-1
FIU	31-11	.738	W1	2-3	6-4
Florida Atlantic	19-8	.704	L4	1-4	6-4
LA Tech	5-13	.278	L2	3-2	3-7
Marshall	11-9	.550	L6	0-5	4-6
North Texas	15-10	.600	L3	2-3	6-4
Old Dominion	9-4	.692	L4	1-4	6-4
Rice	6-6	.500	L4	1-4	4-6
Southern Miss	11-5	.688	L2	3-2	6-4
UAB	9-14	.391	L5	0-5	5-5
UTEP	7-5	.583	L2	3-2	7-3
UTSA	7-1	.875	W6	5-0	7-1
WKU	43-97	.307	L4	1-4	5-5



- ALL-TIME SERIES RECORD -

OLD DOMINION (9-4)

H: 3-1 ♦ A: 3-3 ♦ N: 3-0

12/02/86	W, 92-70	A
02/01/14	W, 64-48	H
03/13/14	W, 62-48	N
01/22/15	W, 68-58 (OT)	H
03/12/15	W, 59-52	N
01/16/16	W, 64-61	A
03/12/16	W, 55-53	N
02/09/17	W, 64-51	H
02/01/18	W, 66-59	A
02/09/19	L, 50-55	H
01/02/20	L, 60-70	A
02/26/21	L, 61-67	A
02/27/21	L, 60-73	A

OLE MISS (6-7)

H: 2-1 ♦ A: 2-3 ♦ N: 2-2

1947-48	L, 36-65	N
12/29/60	L, 62-64	N
01/26/63	L, 68-77	A
11/30/74	W, 79-68	N
12/12/77	W, 61-53	A
12/21/11	W, 68-56	N
12/08/12	W, 65-62	H
12/14/13	L, 63-72	A
11/30/16	W, 77-62	A
12/09/17	W, 77-58	H
12/21/18	L, 56-74	N
12/14/19	L, 64-82	A
12/16/20	L, 51-70	H

OMAHA (0-1)

H: 0-0 ♦ A: 0-0 ♦ N: 0-1

11/26/20	L, 59-60	N
----------	----------	---

ORAL ROBERTS (6-3)

H: 5-0 ♦ A: 1-3 ♦ N: 0-0

12/02/68	W, 115-98	H
11/17/77	L, 55-58	A
02/25/81	W, 85-79	H
01/27/81	L, 73-83	A
01/02/92	W, 100-78	H
12/21/92	L, 75-78	A
02/06/93	W, 93-76	H
12/01/93	W, 94-77	H
11/30/95	W, 91-74	A

OREGON STATE (0-1)

H: 0-0 ♦ A: 0-0 ♦ N: 0-1

03/15/75	L, 67-78	N
----------	----------	---

PALM BEACH ATLANTIC (1-0)

H: 1-0 ♦ A: 0-0 ♦ N: 0-0

01/09/76	W, 93-69	H
----------	----------	---

PARSONS (1-1)

H: 1-1 ♦ A: 0-0 ♦ N: 0-0

12/17/64	L, 77-85	H
02/08/73	W, 85-67	H

PEABODY (3-0)

H: 0-0 ♦ A: 0-0 ♦ N: 0-0

1922-23	W, 53-19	
1922-23	W, 48-13	
1922-23	W, 60-18	

PENNSYLVANIA (0-1)

H: 0-0 ♦ A: 0-0 ♦ N: 0-1

11/29/74	L, 74-101	N
----------	-----------	---

PEPPERDINE (0-1)

H: 0-0 ♦ A: 0-0 ♦ N: 0-1

12/28/77	L, 61-68	N
----------	----------	---

PIEDMONT (1-0)

H: 0-0 ♦ A: 0-0 ♦ N: 0-0

1929-30	W, 32-23	
---------	----------	--

PIKEVILLE COLLEGE (2-0)

H: 2-0 ♦ A: 0-0 ♦ N: 0-0

12/07/78	W, 84-74	H
12/06/79	W, 85-70	H

PORTLAND STATE (2-0)

H: 1-0 ♦ A: 1-0 ♦ N: 0-0

02/19/05	W, 83-62	H
12/3/05	W, 65-62	A

PRESBYTERIAN (3-0)

H: 2-0 ♦ A: 0-0 ♦ N: 1-0

12/15/62	W, 82-80	N
12/19/74	W, 115-64	H
12/30/97	W, 60-42	H

PRINCETON (1-0)

H: 0-0 ♦ A: 0-0 ♦ N: 1-0

12/22/17	W, 69-67	N
----------	----------	---

PROVIDENCE (1-0)

H: 0-0 ♦ A: 0-0 ♦ N: 1-0

11/23/96	W, 77-75	N
----------	----------	---

PURDUE (0-1)

H: 0-0 ♦ A: 0-0 ♦ N: 0-1

12/06/02	L, 56-85	N
----------	----------	---

RADFORD (0-4)

H: 0-2 ♦ A: 0-2 ♦ N: 0-0

12/29/94	L, 57-60	H
12/09/95	L, 77-92	A
12/21/00	L, 73-80	H
12/01/01	L, 53-72	A

RHODE ISLAND (0-2)

H: 0-1 ♦ A: 0-1 ♦ N: 0-0

12/30/18	L, 60-72	A
12/29/19	L, 62-89	H

RICE (6-6)

H: 4-1 ♦ A: 2-5 ♦ N: 0-0

12/04/00	W, 75-73 (OT)	A
12/04/01	W, 65-52	H

11/23/04	L, 62-67	A
03/01/14	W, 65-41	H
02/12/15	L, 68-71 (20T)	A
01/23/16	W, 87-73	H
01/05/17	W, 80-77	A
02/08/18	W, 94-75	H
01/24/19	L, 68-79	A
03/03/19	L, 61-67	A
02/08/20	L, 83-91	H
03/01/20	L, 66-77	A

RIO GRANDE (2-0)

H: 2-0 ♦ A: 0-0 ♦ N: 0-0

12/13/75	W, 89-65	H
12/20/79	W, 77-45	H

ROLLINS (1-0)

H: 1-0 ♦ A: 0-0 ♦ N: 0-0

12/14/62	W, 79-61	H
----------	----------	---

SAINT LOUIS (1-0)

H: 1-0 ♦ A: 0-0 ♦ N: 0-0

11/30/79	W, 67-65	H
----------	----------	---

SAINT MARY'S (0-1)

H: 0-0 ♦ A: 0-0 ♦ N: 0-1

03/19/13	L, 54-67	N
----------	----------	---

SAMFORD (3-1)

H: 1-0 ♦ A: 0-1 ♦ N: 2-0

12/21/81	W, 67-63 (OT)	H
01/18/83	L, 64-71	A
12/29/90	W, 62-50	N
11/20/10	W, 68-55	N

SAN JOSE STATE (0-1)

H: 0-1 ♦ A: 0-0 ♦ N: 0-0

11/15/07	L, 77-78	H
----------	----------	---

SAVANNAH STATE (1-0)

H: 0-0 ♦ A: 1-0 ♦ N: 0-0

11/13/12	W, 58-55	A
----------	----------	---

SETON HALL (0-1)

H: 0-0 ♦ A: 0-0 ♦ N: 0-1

11/24/87	L, 61-93	N
----------	----------	---

SEWANEE (20-3)

H: 0-0 ♦ A: 0-0 ♦ N: 0-0

1922-23	W, 23-17	
1922-23	W, 48-8	
1925-26	W, 48-15	
1925-26	W, 25-23	
1931-32	W, 22-18	
1931-32	W, 44-35	
1940-41	W, 36-29	
1940-41	W, 35-32	
1941-42	W, 52-31	
1941-42	W, 53-24	
1946-47	W, 32-31	





- ALL-TIME SERIES RECORD -

1946-47	W, 37-34
1947-48	W, 47-31
1947-48	W, 56-38
1949-50	L, 41-54
1950-51	W, 49-34
1950-51	W, 56-52
1951-52	W, 53-42
1952-53	L, 60-70
1952-53	W, 85-73
1953-54	W, 100-78
1953-54	L, 60-67
12/01/75	W, 88-71

SHORTER COLLEGE (1-0)

H: 1-0 ♦ A: 0-0 ♦ N: 0-0

12/10/70	W, 88-62	H
----------	----------	---

SIU EDWARDSVILLE (3-0)

H: 2-0 ♦ A: 1-0 ♦ N: 0-0

12/07/09	W, 80-51	H
12/13/10	W, 83-58	H
12/04/11	W, 73-64 (OT)	A

SLIPPERY ROCK (1-0)

H: 1-0 ♦ A: 0-0 ♦ N: 0-0

12/21/91	W, 72-46	H
----------	----------	---

SOUTH ALABAMA (21-12)

H: 9-5 ♦ A: 10-6 ♦ N: 2-1

12/08/79	L, 49-55	H
12/03/80	W, 80-79	A
112/03/81	W, 71-69 (OT)	H
12/04/82	L, 91-94	A
12/20/91	L, 71-76	N
01/13/01	L, 64-72	A
12/28/01	L, 51-59	A
03/01/02	W, 48-47	H
01/16/03	L, 53-64	H
03/09/03	W, 72-69	N
01/22/04	W, 72-63	A
01/20/05	L, 56-59	H
01/19/06	L, 63-75	A
01/02/07	W, 59-51	A
02/03/07	L, 38-61	H
03/04/07	W, 63-60 (OT)	N
12/22/07	L, 61-75	A
02/14/08	W, 76-70	H
03/10/08	W, 82-73	A
01/03/09	W, 82-67	A
02/19/09	L, 57-63	H
02/06/10	W, 80-68	A
02/20/10	W, 81-54	H
01/02/11	L, 57-63	A
02/05/11	W, 85-62	H
12/31/11	W, 68-52	H
01/21/12	W, 68-47	A
01/05/13	W, 60-56	A
02/21/13	W, 85-50	H
11/30/13	W, 65-55	H
12/6/14	W, 68-67 (OT)	A
12/05/15	W, 68-55	H

12/03/16	W, 67-55	A
----------	----------	---

SOUTH CAROLINA (1-0)

H: 0-0 ♦ A: 0-0 ♦ N: 1-0

11/29/85	W, 94-77	N
----------	----------	---

SOUTH CAROLINA STATE (2-1)

H: 1-0 ♦ A: 0-1 ♦ N: 1-0

11/29/90	L, 73-75	A
01/30/91	W, 81-63	H
12/30/03	W, 86-76	N

SOUTH DAKOTA STATE (2-1)

H: 1-0 ♦ A: 1-0 ♦ N: 0-1

02/13/06	W, 89-82 (OT)	H
01/29/07	W, 57-56	A
12/27/15	L, 61-65	N

SOUTHEAST MISSOURI (7-14)

H: 4-6 ♦ A: 3-6 ♦ N: 0-2

01/11/92	W, 61-58	H
02/24/92	W, 87-76	A
01/30/93	L, 69-80	A
02/27/93	L, 63-67 (OT)	H
01/17/94	L, 77-99	A
02/14/94	W, 94-68	H
01/16/95	W, 65-63	H
02/11/95	L, 63-78	A
01/13/96	L, 63-65	H
02/12/96	W, 78-75	A
01/18/97	L, 76-78	H
02/17/97	L, 76-85	A
02/25/97	W, 89-74	H
01/10/98	W, 70-55	A
02/07/98	L, 76-85	H
01/07/99	L, 63-73	H
02/04/99	L, 55-69	A
02/27/99	L, 74-82	N
01/10/00	L, 48-61	H
02/08/00	L, 56-76	A
03/04/00	L, 60-78	N

SOUTHEASTERN OK ST(0-1)

H: 0-0 ♦ A: 0-0 ♦ N: 0-1

1954-55	L, 67-120	N
---------	-----------	---

SOUTHERN (7-1)

H: 5-0 ♦ A: 2-1 ♦ N: 0-0

01/02/93	W, 70-69 (OT)	H
01/06/94	L, 86-96	A
01/11/95	W, 81-78	H
02/22/95	W, 65-63 (OT)	A
01/24/96	W, 88-73	H
12/07/96	W, 91-67	A
11/10/13	W, 78-75	H
11/22/14	W, 66-48	H

SOUTHERN ILLINOIS (0-1)

H: 0-1 ♦ A: 0-0 ♦ N: 0-0

12/18/59	L, 69-78	H
----------	----------	---

SOUTHERN MISS (11-5)

H: 7-0 ♦ A: 4-4 ♦ N: 0-1

12/11/58	W, 68-64	H
01/26/59	L, 66-80	A
02/15/14	W, 81-64	H
01/15/15	W, 62-61	A
02/05/15	W, 61-51	H
02/13/16	W, 76-54	A
01/26/17	W, 72-56	H
01/13/18	W, 69-49	H
02/15/18	W, 72-62	A
03/08/18	L, 68-71 (OT)	N
01/10/19	L, 70-77	A
01/25/20	W, 65-63	H
02/22/20	W, 61-53	A
03/07/20	W, 65-62 (OT)	H
01/15/21	L, 54-85	A
01/16/21	L, 59-64	A

SPRING HILL (0-1)

H: 0-0 ♦ A: 0-0 ♦ N: 0-0

1946-47	L, 22-30	
---------	----------	--

ST. BERNARD (0-1)

H: 0-1 ♦ A: 0-0 ♦ N: 0-0

12/04/64	L, 95-99	H
----------	----------	---

ST. BONAVENTURE (0-2)

H: 0-2 ♦ A: 0-0 ♦ N: 0-0

12/30/93	L, 69-83	H
12/21/19	L, 65-66	H

MIDDLE TENNESSEE VS. THE STATE OF TENNESSEE

Opponent	W-L	Pct.	Streak	Last 5	Last 10
Austin Peay	75-63	.543	W2	2-3	4-6
Belmont	22-18	.550	L3	2-3	3-7
Chattanooga	32-34	.485	L1	3-2	6-4
ETSU	34-22	.607	L3	2-3	6-4
Lipscomb	33-20	.623	W1	4-1	8-2
Memphis	15-24	.385	L12	0-5	0-10
Tennessee	2-9	.182	W1	1-4	1-9
Tennessee State	45-17	.726	W1	4-1	9-1
Tennessee Tech	58-83	.411	L2	1-4	5-5
UT Martin	23-10	.697	W1	3-2	8-2
Vanderbilt	7-30	.189	L1	3-2	4-6





- ALL-TIME SERIES RECORD -

02/21/66	L, 77-108	A
01/09/67	L, 71-82	A
02/11/67	W, 83-72	H
01/08/68	W, 76-62	H
02/10/68	L, 65-67	A
01/04/69	L, 58-67	A
02/15/69	L, 70-74	H
01/05/70	L, 51-57	H
02/14/70	W, 90-72	A
01/02/71	L, 58-74	A
02/15/71	W, 69-60	H
01/17/72	W, 66-55	H
02/12/72	L, 58-59	A
01/13/73	L, 70-75	A
02/12/73	W, 78-67	H
01/12/74	W, 93-81	H
02/11/74	W, 69-67	A
01/13/75	W, 67-65	A
02/08/75	W, 102-83	H
01/17/76	W, 76-74	H
02/16/76	L, 89-96	A
03/01/76	W, 84-72	A
01/10/77	W, 73-68	A
02/05/77	W, 98-91 (OT)	H
01/14/78	L, 60-65	H
02/11/78	W, 57-51	A
01/10/79	L, 73-83	A
02/10/79	L, 72-76 (OT)	H
01/10/80	W, 65-62	H
02/07/80	W, 77-68	A
01/08/81	W, 86-62	A
02/05/81	W, 53-50	H
12/19/81	W, 88-63	H
01/30/82	L, 61-75	A
01/15/83	L, 67-82	A
02/12/83	W, 71-68	H
01/07/84	L, 60-70	A
03/03/84	L, 66-68	H
01/07/85	L, 64-70	H
02/21/85	L, 70-74	A
03/01/85	W, 54-52	H
01/06/86	W, 79-77 (OT)	A
02/03/86	W, 83-80	H
01/05/87	W, 114-79	A
02/02/87	W, 116-65	H
01/13/88	W, 69-67 (OT)	H
03/03/88	W, 92-89 (2OT)	A
01/16/89	W, 79-77	A
02/25/89	W, 89-68	H
01/08/90	L, 75-100	A
02/03/90	L, 69-79	H
01/26/91	L, 68-73	H
02/11/91	W, 95-88	A
01/20/92	L, 90-99 (OT)	A
02/15/92	W, 97-76	H
01/23/93	W, 86-73	A
02/15/93	L, 63-65	H
01/29/94	L, 68-69	H
02/17/94	L, 69-73	A
01/28/95	L, 75-77	H

02/09/95	L, 65-78	A
01/11/96	W, 78-68	A
02/15/96	L, 71-77 (OT)	H
02/29/96	L, 69-89	N
01/11/97	W, 80-72	H
02/08/97	L, 68-77	A
12/06/97	W, 67-48	A
01/13/98	W, 80-60	H
12/05/98	W, 67-56	H
01/12/99	L, 69-75 (OT)	A
01/15/00	L, 66-78	A
02/29/00	W, 87-70	A
12/04/02	L, 66-70	H
12/06/03	L, 63-87	A

TENNESSEE TEMPLE (0-3)

H: 3-0 ♦ A: 0-0 ♦ N: 0-0		
11/22/99	W, 69-55	H
11/12/10	W, 90-46	H
12/17/13	W, 102-52	H

TENNESSEE WESLEYAN (10-0)

H: 7-0 ♦ A: 3-0 ♦ N: 0-0		
11/20/68	W, 92-67	H
01/23/69	W, 79-69	A
12/6/69	W, 56-52	H
01/22/70	W, 81-56	A
11/14/71	W, 69-63	A
12/02/71	W, 69-53	H
12/08/88	W, 143-68	H
12/13/03	W, 94-51	H
12/02/04	W, 81-46	H
11/23/07	W, 91-48	H

TEXAS SOUTHERN (1-0)

H: 1-0 ♦ A: 0-0 ♦ N: 0-0		
11/24/12	W, 79-52	H

TEXAS WESLEYAN (1-0)

H: 1-0 ♦ A: 0-0 ♦ N: 0-0		
01/05/73	W, 109-62	H

TOLEDO (4-2)

H: 1-0 ♦ A: 0-1 ♦ N: 3-1		
12/20/04	W, 70-65	N
11/18/06	L, 69-75 (OT)	N
11/28/15	W, 78-70	N
11/22/16	W, 80-70	H
11/26/16	W, 73-70 (OT)	N
12/15/18	L, 62-84	A

TRANSYLVANIA (4-1)

H: 4-0 ♦ A: 0-1 ♦ N: 0-0		
12/02/63	W, 74-70	H
12/06/65	W, 82-77	H
02/21/68	W, 92-73	H
02/24/69	L, 64-78	A
12/21/85	W, 89-57	H

TREVECCA (3-0)		
H: 3-0 ♦ A: 0-0 ♦ N: 0-0		
11/14/08	W, 94-53	H
12/30/15	W, 82-67	H
11/10/17	W, 104-52	H

TRINITY (1-0)		
H: 1-0 ♦ A: 0-0 ♦ N: 0-0		
12/11/82	W, 80-55	H

TROY (12-7)		
H: 7-2 ♦ A: 4-5 ♦ N: 1-0		
12/05/70	W, 77-58	H
12/13/76	W, 88-67	H
01/21/06	L, 57-70	A
01/06/07	L, 57-71	H
02/22/07	L, 70-73	A
02/28/07	W, 72-64	A
01/16/08	W, 65-64	A
03/01/08	W, 81-58	H
03/09/10	W, 65-59	N
12/11/08	W, 81-53	H
02/12/09	L, 64-70	A
02/4/10	L, 67-70	H
02/18/10	L, 62-66	A
01/20/11	W, 63-51	H
02/17/11	L, 65-69 (OT)	A
01/05/12	W, 65-53	A
01/26/12	W, 71-58	H
02/09/13	W, 93-41	H
02/28/13	W, 66-56	A

TRUMAN STATE (1-0)		
H: 1-0 ♦ A: 0-0 ♦ N: 0-0		
12/04/95	W, 66-51	H

TULANE (1-1)		
H: 1-0 ♦ A: 0-0 ♦ N: 0-1		
02/13/14	W, 71-44	H
11/22/19	L, 74-86	N

TULSA (0-2)		
H: 0-0 ♦ A: 0-1 ♦ N: 0-1		
01/23/14	L, 53-58	A
03/14/14	L, 69-76	N

TUSCULUM (2-0)		
H: 2-0 ♦ A: 0-0 ♦ N: 0-0		
12/02/70	W, 91-58	H
11/30/89	W, 104-56	H

UAB (9-15)		
H: 5-6 ♦ A: 4-6 ♦ N: 0-3		
12/30/86	L, 91-93 (OT)	H
12/22/98	L, 60-85	N
12/02/09	L, 64-65	A
11/17/10	L, 71-76	H
12/07/11	L, 56-66	A
12/05/12	W, 84-64	H
01/11/14	W, 89-84 (OT)	H



- ALL-TIME SERIES RECORD -

03/06/14	W, 55-53	A
01/04/15	L, 49-54	H
02/28/15	L, 95-100 (30T)	A
03/14/15	L, 60-73	N
01/03/16	L, 67-78	A
02/21/16	L, 67-77	H
01/01/17	W, 60-49	H
02/26/17	W, 66-64	A
12/30/17	W, 63-60	A
02/24/18	W, 79-54	H
01/30/19	W, 71-65	H
02/02/19	W, 79-78	A
03/13/19	L, 61-70	N
02/12/20	L, 72-83	A
02/15/20	L, 66-79	H
01/28/21	L, 59-70	H
01/31/21	L, 52-63	A

UAH (2-0)

H: 2-0 ♦ A: 0-0 ♦ N: 0-0

12/11/93	W, 92-61	H
12/06/94	W, 72-50	H

UALR (12-13)

H: 7-4 ♦ A: 5-7 ♦ N: 0-2

12/01/76	W, 85-54	H
12/04/85	L, 70-72	N
12/22/86	W, 66-63	H
01/20/01	L, 53-66	H
01/29/01	L, 53-66	A
01/26/02	W, 68-65	H
02/09/02	L, 52-71	A
01/11/03	L, 62-71	A
02/15/03	L, 58-74	H
01/17/04	L, 66-68	H
02/21/04	L, 54-59	A
01/10/05	W, 85-50	H
01/15/05	L, 62-69	A
01/14/06	L, 66-68	H
02/18/06	W, 68-58	A
01/20/07	W, 61-60	A
02/07/08	W, 63-46	A
01/17/09	L, 65-70	A
01/09/10	W, 66-52	A
02/19/11	L, 58-62	A
03/07/11	L, 56-65	N
02/11/12	W, 68-60	H
01/17/13	W, 82-50	H
02/16/13	W, 66-61	A
11/18/13	W, 76-59	H

UC IRVINE (1-0)

H: 0-0 ♦ A: 0-0 ♦ N: 1-0

12/20/08	W, 65-52	N
----------	----------	---

UCF (1-2)

H: 0-1 ♦ A: 1-1 ♦ N: 0-0

12/23/99	L, 77-88	A
12/12/00	L, 64-68	H
11/20/12	W, 75-61	A

UCLA (1-0)

H: 0-0 ♦ A: 1-0 ♦ N: 0-0

11/15/11	W, 86-66	A
----------	----------	---

UCSB (1-0)

H: 1-0 ♦ A: 0-0 ♦ N: 0-0

12/23/78	W, 72-65	H
----------	----------	---

ULM (9-6)

H: 4-3 ♦ A: 5-2 ♦ N: 0-1

12/02/72	W, 73-69	A
02/22/73	L, 68-74	H
12/04/73	L, 85-87	H
12/07/74	W, 91-81	A
12/30/89	L, 70-81	N
12/17/06	L, 65-67	H
02/08/07	L, 76-82	A
01/24/08	L, 69-82	A
03/05/08	W, 74-69	H
01/31/09	W, 77-54	H
01/21/10	W, 69-60	A
02/03/11	W, 60-54	H
02/23/12	W, 94-61	A
01/12/13	W, 66-57	A
02/23/13	W, 87-46	H

UMKC (1-1)

H: 1-0 ♦ A: 0-1 ♦ N: 0-0

01/04/93	L, 65-73	A
12/18/93	W, 82-67	H

UNC ASHEVILLE (4-0)

H: 3-0 ♦ A: 0-0 ♦ N: 1-0

12/13/72	W, 87-71	H
12/17/77	W, 74-62	H
01/02/79	W, 98-61	H
11/27/15	W, 63-61	N

UNC GREENSBORO (2-2)

H: 2-1 ♦ A: 0-1 ♦ N: 0-0

11/27/93	L, 56-70	H
11/24/01	W, 74-58	H
11/30/02	L, 58-70	A
11/19/11	W, 82-60	H

UNC WILMINGTON (1-0)

H: 0-0 ♦ A: 0-0 ♦ N: 1-0

11/25/16	W, 68-63	N
----------	----------	---

UNION (9-17)

H: 0-1 ♦ A: 1-0 ♦ N: 2-1

1925-26	W, 36-28	
1931-32	W, 38-29	
1937-38	L, 34-56	
1937-38	L, 24-57	
1938-39	W, 53-40	
1938-39	W, 59-34	
1939-40	L, 43-46	
1939-40	L, 32-36	
1940-41	L, 52-56	

1940-41	L, 41-45	
1941-42	L, 36-51	
1941-42	L, 33-43	
1948-49	L, 46-56	
1948-49	L, 52-57	
1949-50	W, 48-43	
1949-50	L, 60-70	
1950-51	L, 48-60	
1950-51	L, 63-81	
1951-52	L, 59-72	
1951-52	L, 56-80	N
1952-53	L, 74-91	
1952-53	W, 62-59	
1953-54	W, 86-65	N
02/21/57	W, 86-65	N
12/09/65	L, 72-79	H
12/15/66	W, 66-56	A

UNLV (0-1)

H: 0-0 ♦ A: 0-1 ♦ N: 0-0

12/22/78	L, 83-95	A
----------	----------	---

URBANA COLLEGE (3-0)

H: 3-0 ♦ A: 0-0 ♦ N: 0-0

01/04/77	W, 84-48	H
12/05/83	W, 69-47	H
12/19/84	W, 87-66	H

USC (0-1)

H: 0-0 ♦ A: 0-0 ♦ N: 0-1

12/23/17	L, 84-89	N
----------	----------	---

UT MARTIN (23-10)

H: 7-7 ♦ A: 16-2 ♦ N: 0-1

12/03/64	W, 94-89 (OT)	A
12/02/65	W, 59-57	H
12/01/66	W, 108-94	H
12/10/66	L, 78-94	A
12/09/67	W, 88-69	A
02/01/68	W, 100-83	H
12/07/68	W, 103-89	A
12/30/69	W, 83-78	H
02/25/71	W, 66-59	H
03/04/71	W, 74-72	A
12/04/71	L, 65-66	A
01/20/72	W, 77-57	H
01/15/92	W, 94-55	H
01/18/93	L, 67-71	A
02/08/93	W, 70-60	A
01/03/94	L, 64-70 (OT)	A
01/31/94	W, 66-60	H
01/03/95	L, 64-66	H
01/30/95	L, 69-76	A
01/27/96	W, 81-68	H
02/26/96	L, 83-91	A
01/27/97	L, 59-61	A
02/22/97	W, 96-71	H
01/05/98	W, 66-46	H
01/31/98	W, 78-54	A
01/02/99	W, 56-50	A





- ALL-TIME SERIES RECORD -

01/28/99	W, 80-78 (OT)	H
01/29/00	W, 71-63	A
02/26/00	W, 96-78	H
12/06/01	L, 71-76	N
11/27/02	W, 88-77	H
12/15/08	L, 65-72	H
12/10/11	W, 78-62	H

UTAH STATE (1-1)

H: 1-0 ♦ A: 0-1 ♦ N: 0-0

11/21/05	W, 60-59	H
12/05/05	L, 61-79	A

UTEP (7-5)

H: 4-2 ♦ A: 1-3 ♦ N: 2-0

11/16/14	L, 54-63	H
01/31/15	L, 70-83	A
03/13/15	W, 53-50	N
01/07/16	W, 78-72	H
02/04/17	L, 54-57	A
03/10/17	W, 82-56	N
01/27/18	W, 81-50	H
01/19/19	W, 75-72	H
03/06/19	W, 69-53	A
03/09/19	W, 48-47	H
01/30/20	L, 66-67	A
03/04/20	L, 56-60	H

UTPA (3-5)

H: 2-1 ♦ A: 1-3 ♦ N: 0-0

1914-15	L, 21-78	
12/21/68	L, 71-78	A
01/28/70	W, 87-61	H
02/10/71	L, 75-76	A
01/10/72	L, 64-72	H
12/04/72	W, 78-72	A
12/15/01	L, 64-66	A
02/04/02	W, 70-52	H

UTSA (7-1)

H: 4-0 ♦ A: 2-1 ♦ N: 1-0

01/18/14	W, 80-58	H
01/29/15	L, 58-69	A
01/09/16	W, 79-71	H
02/02/17	W, 69-59	A
03/09/17	W, 86-70	N
01/25/18	W, 75-51	H
01/17/19	W, 89-86	H
02/01/20	W, 83-80	A

VALDOSTA STATE (2-0)

H: 2-0 ♦ A: 0-0 ♦ N: 0-0

12/09/76	W, 92-75	H
12/10/94	W, 83-62	H

VANDERBILT (7-30)

H: 2-2 ♦ A: 2-10 ♦ N: 0-0

1913-14	L, 5-53	
1920-21	L, 9-14	
1924-25	W, 31-28	

1924-25	L, 29-30	
1925-26	L, 19-51	
1925-26	L, 24-25	
1926-27	L, 19-59	
1926-27	L, 20-52	
1927-28	L, 29-35	
1928-29	L, 41-42	
1929-30	W, 45-31	
1929-30	L, 30-31	
1930-31	L, 40-42	
1931-32	L, 32-38	
1931-32	W, 39-35	
1936-37	L, 30-39	
1936-37	L, 12-39	
1949-50	L, 39-74	
1950-51	L, 45-58	
1951-52	L, 49-80	
1953-54	L, 65-86	
12/11/72	L, 57-69	H
12/28/74	L, 68-81	A
12/29/76	L, 59-62	A
12/22/82	L, 53-64	A
12/03/84	L, 53-64	A
02/13/93	L, 51-81	A
02/01/95	W, 93-90 (OT)	H
12/23/95	L, 56-70	A
11/24/08	L, 67-70	A
1/04/10	L, 53-73	A
12/21/10	L, 53-72	H
01/28/12	L, 77-84	A
12/21/12	W, 56-52	A
12/08/16	W, 71-48	H
12/06/17	W, 66-63	A
12/05/18	L, 51-79	A

VANDERBILT FRESHMEN (2-0)

H: 0-0 ♦ A: 0-0 ♦ N: 0-0

1922-23	W, 23-10	
1922-23	W, 19-17	

VCU (3-3)

H: 2-1 ♦ A: 1-2 ♦ N: 0-0

12/11/73	W, 102-80	H
12/11/76	W, 59-50	A
01/02/04	L, 61-66	A

01/02/05	W, 59-55	H
12/02/15	L, 56-62	H
12/17/16	L, 77-80	A

VERMONT (1-0)

H: 1-0 ♦ A: 0-0 ♦ N: 0-0

03/13/18	W, 91-64	H
----------	----------	---

VILLANOVA (0-2)

H: 0-0 ♦ A: 0-1 ♦ N: 0-1

12/27/04	L, 62-81	A
11/21/19	L, 69-98	N

VIRGINIA (0-2)

H: 0-0 ♦ A: 0-0 ♦ N: 0-2

03/18/89	L, 88-104	N
11/21/18	L, 52-74	N

VIRGINIA TECH (1-0)

H: 0-0 ♦ A: 0-0 ♦ N: 1-0

11/21/87	W, 88-85	N
----------	----------	---

VMI (2-0)

H: 1-0 ♦ A: 0-0 ♦ N: 1-0

12/19/59	W, 78-72	N
01/04/75	W, 93-89	H

WEST TEXAS A&M (2-0)

H: 1-0 ♦ A: 1-0 ♦ N: 0-0

12/04/56	W, 96-78	H
12/16/57	W, 88-85	A

WEST VIRGINIA (1-0)

H: 0-0 ♦ A: 1-0 ♦ N: 0-0

01/29/86	W, 72-70	A
----------	----------	---

WEST VIRGINIA STATE (0-1)

H: 0-0 ♦ A: 0-0 ♦ N: 0-1

11/25/85	L, 82-85	N
----------	----------	---

WESTERN CAROLINA (2-1)

H: 1-0 ♦ A: 1-1 ♦ N: 0-0

12/20/73	W, 92-76	A
11/29/80	L, 70-77	A
01/24/81	W, 66-52	H

CONFERENCE USA'S MOST-PLAYED RIVALRIES

Rivalry	Meetings	Series	Streak	First Meeting
MT-WKU	140	WKU leads 97-43	WKU W4	1914-15
LA Tech-USM	87	USM leads 44-43	LT W4	1932-33
UAB-USM	53	UAB leads 34-19	UAB W2	01/20/79
Charlotte-UAB	51	UAB leads 32-19	CHA W1	01/28/80
FIU-FAU	48	FIU leads 27-21	FIU W4	12/20/90
FIU-WKU	46	WKU leads 37-9	WKU W3	01/12/99
ODU-WKU	43	ODU leads 22-21	WKU W1	12/03/70
UAB-WKU	42	UAB leads 26-16	UAB W2	03/13/81
FIU-MT	42	MT leads 31-11	MT W1	01/07/91
Charlotte-ODU	42	ODU leads 27-15	ODU W3	12/22/82



- ALL-TIME SERIES RECORD -

WESTERN KENTUCKY (43-97)

H: 28-37 ♦ A: 12-53 ♦ N: 1-4

1914-15	L, 21-32	
1914-15	W, 32-19	
01/23/23	W, 34-19	H
02/01/24	L, 24-29	A
01/15/25	W, 43-23	A
02/14/25	W, 37-36	H
01/16/29	W, 36-28	H
02/05/29	W, 28-25	A
1929-30	W, 28-26	
02/04/30	W, 35-33	H
01/20/31	L, 29-43	H
02/06/31	L, 40-52	A
01/22/32	W, 32-23	A
02/16/32	L, 26-28	H
01/11/33	L, 29-43	H
01/27/33	L, 29-43	A
01/17/34	L, 32-41	A
01/29/34	L, 29-52	H
01/30/35	L, 25-35	H
02/16/35	L, 29-55	A
01/28/36	L, 14-36	A
02/18/36	L, 27-47	H
01/20/37	L, 28-48	H
01/20/37	L, 32-48	A
01/20/39	L, 31-67	H
02/14/39	L, 29-66	A
01/13/40	L, 26-60	H
1939-40	L, 33-40	
02/17/40	L, 41-76	A
01/25/41	L, 33-60	H
02/24/41	L, 38-59	A
12/02/52	L, 57-87	H
02/17/53	L, 57-95	A
12/08/53	L, 80-88	H
01/05/54	L, 67-98	A
01/06/55	L, 71-83	A
01/12/55	W, 84-77	H
1955-56	L, 78-86	
03/03/56	L, 85-100	A
01/30/57	L, 72-79	H
02/20/57	L, 82-86	A
01/23/58	L, 67-69	A
02/15/58	W, 81-75	H
01/19/59	L, 65-89	H
02/28/59	L, 85-110	A
02/06/60	L, 89-109	H
02/27/60	L, 80-109	H
12/01/60	L, 67-70	H
02/25/61	L, 73-84	A
01/20/62	L, 69-89	A
02/10/62	L, 81-87	H
12/10/62	W, 86-82	H
02/12/63	L, 71-79	A
12/14/63	L, 54-90	A
02/18/64	W, 93-84	H
12/21/64	L, 65-100	N
01/30/65	L, 84-134	A
02/18/65	L, 83-94	H

01/31/66	L, 56-93	L
02/28/66	L, 47-81	A
02/04/67	L, 62-95	H
03/04/67	L, 46-55	A
12/01/67	L, 76-91	N
02/03/68	W, 84-83	H
03/02/68	L, 71-94	A
02/01/69	L, 79-84	A
02/08/69	L, 81-84	H
01/31/70	L, 74-83	H
02/07/70	L, 60-72	A
01/30/71	L, 66-80	A
02/06/71	L, 73-87	H
02/05/72	W, 78-67	H
03/04/72	L, 71-85	A
02/03/73	L, 68-86	H
03/03/73	W, 82-80	H
02/02/74	W, 100-89	H
03/02/74	L, 75-85	A
02/01/75	W, 102-95	A
03/01/75	W, 89-86	H
01/12/76	L, 69-83	H
02/07/76	W, 71-65	A
03/04/76	L, 78-88	A
01/29/77	W, 67-60	H
02/26/77	L, 74-76	A
01/28/78	W, 98-69	H
02/25/78	L, 78-87	A
01/19/79	L, 70-72 (OT)	A
02/24/79	W, 81-76	H
01/24/80	L, 68-72	H
02/21/80	L, 79-81 (30T)	A
01/22/81	L, 55-67	A
02/19/81	W, 62-54	H
01/14/82	L, 49-65	A
02/14/82	L, 64-75	H
03/06/82	W, 54-52	A
02/08/82	W, 65-57	H
12/30/83	L, 61-92	A
12/23/84	L, 50-60	H
12/09/85	L, 74-86	A
12/03/98	L, 45-51	N
02/01/01	L, 63-71	H
02/24/01	L, 51-92	A
01/16/02	L, 45-55	H
02/23/02	L, 61-65	A
01/04/03	W, 69-65	H
03/01/03	L, 75-89	A
03/11/03	L, 52-64	A
02/05/04	L, 66-70	H
02/26/04	W, 73-59	H
03/07/04	W, 76-62	A
02/03/05	L, 56-61	H
02/24/05	L, 83-85 (OT)	H
01/07/06	L, 48-80	A
02/23/06	W, 80-74	H
12/28/06	L, 64-73	H
02/10/07	L, 53-65	H
01/02/08	L, 51-62	A
02/16/08	L, 66-71	H

03/11/08	L, 57-67	N
01/15/09	L, 61-63	A
02/28/09	L, 49-68	H
01/18/10	W, 84-74	H
01/23/10	W, 84-74	A
02/10/11	W, 69-60	A
02/26/11	W, 57-39	H
02/09/12	W, 72-64	H
02/25/12	L, 67-73	A
01/26/13	W, 72-53	H
03/02/13	W, 70-62	N
02/22/15	W, 68-66	H
01/30/16	W, 66-64	A
02/25/16	L, 72-78	H
01/14/17	W, 91-76	H
02/16/17	W, 78-52	A
01/20/18	W, 66-62	A
03/01/18	W, 82-64	H
02/14/19	L, 63-71	A
01/11/20	L, 53-69	H
01/23/21	L, 67-82	H
01/24/21	L, 52-68	H

WESTMAR (1-0)

H: 1-0 ♦ A: 0-0 ♦ N: 0-0

12/20/80	W, 104-66	H
----------	-----------	---

WISCONSIN-PARKSIDE (1-0)

H: 1-0 ♦ A: 0-0 ♦ N: 0-0

01/02/96	W, 65-64	H
----------	----------	---

WRIGHT STATE (1-1)

H: 1-0 ♦ A: 0-1 ♦ N: 0-0

12/03/88	L, 71-88	A
02/08/89	W, 83-51	H

WYOMING (1-1)

H: 1-0 ♦ A: 0-1 ♦ N: 0-0

11/29/03	L, 68-84	A
01/08/04	W, 76-63	H

XAVIER (1-1)

H: 0-1 ♦ A: 1-0 ♦ N: 0-0

01/04/82	W, 69-48	A
01/03/83	L, 57-58	H

YOUNGSTOWN STATE (9-7)

H: 4-3 ♦ A: 3-4 ♦ N: 2-0

01/09/82	W, 73-56	H
02/06/82	W, 73-67	A
01/08/83	L, 66-73	H
02/05/83	L, 72-73	A
01/19/84	L, 57-79	H
02/23/84	L, 64-75	A
01/19/85	L, 56-57	A
02/23/85	L, 76-82	H
03/02/85	W, 66-63	N
01/25/86	W, 84-70	H
02/10/86	L, 61-72	A
01/24/87	W, 93-88	A



02/09/87	W, 88-79 (OT)	H
01/66/88	W, 78-61	A
02/22/88	W, 78-58	H
03/07/88	W, 81-76	N



HISTORY/RECORDS

- SEASON OPENERS -

ALFRED B. MILES

Season	Opponent	Result
1913-14	Vanderbilt	L, 5-53
1914-15	WKU	L, 21-32
1922-23	Peabody	W, 53-19
1923-24	WKU	W, 34-19

GUY STEPHENSON

Season	Opponent	Result
1924-25	WKU	W, 43-23
1925-26	Union	W, 36-28

FRANK FAULKINBERRY

Season	Opponent	Result
1926-27	Vanderbilt	L, 19-59
1927-28	Tennessee Tech	L, 18-27
1928-29	WKU	W, 36-28
1929-30	Murfreesboro Home Journal	W, 46-22
1930-31	WKU	L, 29-43
1931-32	Ideal Acre	W, 31-26
1932-33	WKU	L, 29-43

E.M. WALLER

Season	Opponent	Result
1933-34	Memphis State	W, 45-33
1934-35	Murray State	L, 23-42

JOHNNY "RED" FLOYD

Season	Opponent	Result
1935-36	Memphis State	W, 42-35
1936-37	Vanderbilt	L, 30-39
1937-38	David Lipscomb	L, 29-48
1938-39	New York Celtics	L, 34-50

E.W. MIDGETT

Season	Opponent	Result
1939-40	YMHA Preps	W, 35-25
1940-41	YMHA Preps	W, 31-30
1941-42	191st Field Artillery	W, 54-24

O.L. FREEMAN

Season	Opponent	Result
1945-46	Austin Peay	W, 43-23

E.K. PATTY

Season	Opponent	Result
1946-47	Bethel	W, 41-39
1947-48	Memphis State	L, 45-53

CHARLES MURPHY

Season	Opponent	Result
1948-49	Murray State	L, 50-68

CHARLES N. GREER

Season	Opponent	Result
1949-50	Sewanee	L, 41-54
1950-51	Vanderbilt	L, 45-58
1951-52	Sewart Air Base	W, 62-36
1952-53	WKU	L, 57-87
1953-54	Morehead State	L, 80-93
1954-55	Memphis State	L, 80-95

1955-56	Belmont	W, 83-51
---------	---------	----------

ED DIDDLE JR.

Season	Opponent	Result
1956-57	West Texas State	W, 96-78
1957-58	Kentucky Wesleyan	L, 69-79
1958-59	David Lipscomb	W, 79-52
1959-60	David Lipscomb	W, 109-73
1960-61	WKU	L, 67-70
1961-62	Stetson	W, 77-76 (OT)

BILL STOKES

Season	Opponent	Result
1962-63	at Florence State	W, 86-77 (OT)
1963-64	Transylvania	W, 74-70
1964-65	at UT Martin	W, 94-89 (OT)

KEN TRICKEY

Season	Opponent	Result
1965-66	UT Martin	W, 59-57
1966-67	UT Martin	W, 108-94
1967-68	WKU	L, 76-91
1968-69	Tennessee Wesleyan	W, 92-67

JIMMY EARLE

Season	Opponent	Result
1969-70	Bethel	L, 64-66
1970-71	Tusculum	W, 91-58
1971-72	Tennessee Wesleyan	W, 69-53
1972-73	at ULM	W, 73-69
1973-74	St. Bernard	W, 108-73
1974-75	Pennsylvania	L, 74-101
1975-76	Sewanee	W, 88-71
1976-77	UALR	W, 85-84
1977-78	at Oral Roberts	L, 55-58
1978-79	NC Central	W, 72-55

STAN SIMPSON

Season	Opponent	Result
1979-80	St. Louis	W, 67-65
1980-81	at Western Carolina	L, 70-77
1981-82	Chattanooga	L, 54-62
1982-83	Tennessee State	L, 71-77
1983-84	Georgia	L, 67-83

BRUCE STEWART

Season	Opponent	Result
1984-85	Georgia College	W, 65-63 (OT)
1985-86	BYU-Hawaii	W, 95-81
1986-87	at Armstrong State	W, 92-70
1987-88	Virginia Tech	W, 88-85
1988-89	Kennesaw	W, 93-56
1989-90	Tusculum	W, 104-56
1990-91	Mississippi Valley St.	W, 89-77

DAVID FARRAR

Season	Opponent	Result
1991-92	at UALR	W, 61-60
1992-93	Livingston State	W, 88-74
1993-94	UNC Greensboro	L, 56-70
1994-95	North Georgia	W, 72-64

1995-96	Indiana State	W, 81-78
---------	---------------	----------

RANDY WEIL

Season	Opponent	Result
1996-97	Montana	W, 66-63
1997-98	at North Carolina	L, 56-84
1998-99	ETSU	L, 59-64
1999-00	Tennessee Temple	W, 69-55
2000-01	St. Francis	W, 93-59
2001-02	Bryan College	W, 115-59

KERMIT DAVIS

Season	Opponent	Result
2002-03	East Carolina	L, 63-65
2003-04	Covenant College	W, 86-53
2004-05	Lambuth	W, 95-54
2005-06	Utah State	W, 60-59
2006-07	at Tennessee	L, 52-83
2007-08	San Jose State	L, 77-78
2008-09	Trevecca	W, 94-53
2009-10	King College	W, 93-73
2010-11	Tennessee Temple	W, 90-46
2011-12	Austin Peay	W, 80-71
2012-13	Alabama State	W, 97-53
2013-14	Southern	W, 78-75
2014-15	Ohio Valley	W, 77-60
2015-16	at Murray State	L, 65-76
2016-17	Milligan	W, 102-64
2017-18	Trevecca	W, 104-52

NICK MCDEVITT

Season	Opponent	Result
2018-19	Lees-McRae	W, 91-69
2019-20	Maryville	W, 119-61
2020-21	Omaha	L, 59-60

RECORD BY COACH

Coach	W-L	Pct.
Kermit Davis	12-4	.750
Bruce Stewart	7-0	1.000
Jimmy Earle	7-3	.700
David Farrar	4-1	.800
Ed Diddle Jr.	4-2	.667
Randy Weil	4-2	.667
E.W. Middgett	3-0	1.000
Bill Stokes	3-0	1.000
Ken Trickey	3-1	.750
Frank Faulkinberry	3-4	.429
Guy Stephenson	2-0	1.000
Nick McDevitt	2-1	.667
Alfred B. Miles	2-2	.500
Charles N. Greer	2-5	.286
O.L. Freeman	1-0	1.000
E.M. Waller	1-1	.500
E.K. Patty	1-1	.500
Johnny "Red" Floyd	1-3	.250
Stan Simpson	1-4	.200
Charles Murphy	0-1	.000
Total	63-35	.643





- CONFERENCE OPENERS -

CHARLES N. GREER

Season	Opponent	Result
1952-53	WKU	L, 57-87
1953-54	Morehead State	L, 80-93
1954-55	Murray State	L, 80-104
1955-56	Eastern Kentucky	L, 69-82

ED DIDDLE JR.

Season	Opponent	Result
1956-57	at Morehead State	L, 72-95
1957-58	Morehead State	W, 71-68
1958-59	at Tennessee Tech	L, 75-98
1959-60	at Murray State	L, 70-80
1960-61	WKU	L, 67-70
1961-62	at Murray State	L, 61-83

BILL STOKES

Season	Opponent	Result
1962-63	at Morehead State	L, 59-103
1963-64	at WKU	L, 54-90
1964-65	at Austin Peay	W, 82-77

KEN TRICKEY

Season	Opponent	Result
1965-66	Murray State	L, 73-89
1966-67	at ETSU	W, 45-43
1967-68	at Murray State	L, 74-77
1968-69	at Tennessee Tech	L, 58-67

JIMMY EARLE

Season	Opponent	Result
1969-70	ETSU	L, 51-54
1970-71	at Tennessee Tech	L, 58-74
1971-72	ETSU	W, 74-68
1972-73	at Tennessee Tech	L, 70-75
1973-74	Tennessee Tech	W, 93-81
1974-75	at ETSU	W, 80-74
1975-76	WKU	L, 69-83
1976-77	at ETSU	W, 52-51
1977-78	at Morehead State	W, 92-59
1978-79	Morehead State	W, 99-97 (OT)

STAN SIMPSON

Season	Opponent	Result
1979-80	Tennessee Tech	W, 65-62
1980-81	Morehead State	W, 64-57
1981-82	at Morehead State	W, 64-59
1982-83	at Morehead State	L, 84-85
1983-84	at Tennessee Tech	L, 60-70

BRUCE STEWART

Season	Opponent	Result
1984-85	Tennessee Tech	L, 64-70
1985-86	at Tennessee Tech	W, 79-77 (OT)
1986-87	at Tennessee Tech	W, 114-79
1987-88	Tennessee Tech	W, 69-67 (OT)
1988-89	Tennessee State	W, 89-60
1989-90	Tennessee Tech	L, 75-100
1990-91	Austin Peay	L, 72-80

DAVID FARRAR

Season	Opponent	Result
1991-92	at Murray State	L, 74-98
1992-93	Morehead State	W, 76-65
1993-94	at UT Martin	L, 64-70 (OT)
1994-95	UT Martin	L, 64-66
1995-96	Austin Peay	W, 88-69

RANDY WEIL

Season	Opponent	Result
1996-97	Murray State	W, 85-72
1997-98	at Tennessee Tech	W, 67-48
1998-99	Tennessee Tech	W, 67-56
1999-00	Eastern Illinois	L, 72-76
--- Entered Sun Belt ---		
2000-01	Arkansas State	L, 61-73
2001-02	at South Alabama	L, 51-59

KERMIT DAVIS

Season	Opponent	Result
2002-03	WKU	W, 69-65
2003-04	Arkansas State	W, 92-86 (OT)
2004-05	UALR	W, 85-50
2005-06	at WKU	L, 48-80
2006-07	Louisiana-Monroe	L, 65-67
2007-08	FIU	W, 72-63
2008-09	Troy	W, 81-53
2009-10	at New Orleans	W, 63-58
2010-11	at South Alabama	L, 57-63
2011-12	FIU	W, 71-66
2012-13	FIU	W, 69-52
--- Entered Conference USA ---		
2013-14	UAB	W, 89-84 (OT)
2014-15	UAB	L, 49-54
2015-16	at UAB	L, 67-78
2016-17	UAB	W, 60-49
2017-18	at UAB	W, 63-60

NICK MCDEVITT

Season	Opponent	Result
2018-19	FIU	L, 76-83
2019-20	at Old Dominion	L, 60-70
2020-21	FIU	L, 55-68

RECORD BY COACH

Coach	W-L	Pct.
Kermit Davis	11-5	.688
Jimmy Earle	6-4	.600
Bruce Stewart	4-3	.571
Stan Simpson	3-2	.600
Randy Weil	3-3	.500
David Farrar	2-3	.400
Bill Stokes	1-2	.333
Ken Trickey	1-3	.250
Ed Diddle Jr.	1-5	.167
Nick McDevitt	0-3	.000
Charles N. Greer	0-4	.000
Total	32-37	.464

RECORD BY CONFERENCE

Conference	W-L	Pct.
Ohio Valley	21-27	.438
Sun Belt	8-5	.615
Conference USA	3-5	.429
Total	32-37	.464



- REGULAR SEASON TOURNAMENTS -

1956 CAPITOL CITY TOURNAMENT

Lipscomb	W, 75-69
Austin Peay	W, 72-63
East Tennessee	W, 80-57

1958 ALL-AMERICAN CITY TOURNAMENT

<i>Owensboro, Ky.</i>	
Ohio Univ	L, 66-77
Kentucky Wesleyan	W, 78-72

1959 ALL-AMERICAN CITY TOURNAMENT

<i>Owensboro, Ky.</i>	
Southern Illinois	L, 69-78
VMI	W, 78-72

1960 GULF SOUTH CLASSIC

<i>Shreveport, La.</i>	
Northwest La.	W, 81-74
Ole Miss	L, 62-64
Centenary	L, 67-76 (OT)

1962 HATTER INVITATIONAL

<i>DeLand, Fla.</i>	
Rollins	W, 79-61
Presbyterian	W, 82-80

1973 VANDERBILT INVITATIONAL

<i>Nashville, Tenn.</i>	
Tennessee State	L, 59-63
Nebraska	W, 76-65

1974 CLEMSON INVITATIONAL

<i>Clemson, S.C.</i>	
Penn	L, 74-101
Ole Miss	W, 79-68

1975 VOLUNTEER CLASSIC

<i>Knoxville, Tenn.</i>	
Clemson	L, 46-82
Army	W, 78-71

1977 SENIOR BOWL TOURNAMENT

<i>Mobile, Ala.</i>	
Pepperdine	L, 61-68
Bucknell	W, 77-65

1978 REBEL ROUNDUP

<i>Las Vegas, Nev.</i>	
UNLV	L, 83-95
UC-Santa Barbara	W, 72-65

1979 IPTAY TOURNAMENT

<i>Clemson, S.C.</i>	
St. Louis	W, 67-65
Clemson	L, 61-94

1981 COORS CLASSIC

<i>Nashville, Tenn.</i>	
Chattanooga	L, 54-62
Austin Peay	W, 54-51

1982 TENNESSEE CLASSIC

<i>Murfreesboro, Tenn.</i>	
Tennessee State	L, 71-77
Austin Peay	W, 87-72

1983 WENDY'S CLASSIC

<i>Bowling Green, Ky.</i>	
Georgia	L, 67-83
Georgia State	L, 58-70

1983 COCA-COLA CLASSIC

<i>Chattanooga, Tenn.</i>	
Chattanooga	L, 49-62
Austin Peay	W, 71-60

1984 COCA-COLA CLASSIC

<i>Chattanooga, Tenn.</i>	
Tennessee State	W, 80-60
Chattanooga	L, 69-71

1985 HAWAII CLASSIC

<i>Honolulu, Hawaii</i>	
BYU-Hawaii	W, 95-81
Minnesota	W, 92-79
West Virginia	L, 85-82

1985 MID-SOUTH CLASSIC

<i>Memphis, Tenn.</i>	
South Carolina	W, 94-77
Memphis	L, 63-73

1986 UAB CLASSIC

<i>Birmingham, Ala.</i>	
Michigan	W, 85-83
UAB	L, 91-93 (OT)

1987 UK INVITATIONAL

<i>Lexington, Ky.</i>	
UNC-Charlotte	L, 63-78
Miami (Ohio)	W, 81-72

1988 FAR WEST CLASSIC

<i>Portland, Ore.</i>	
Clemson	L, 77-81
Chicago State	W, 85-71
Colorado	W, 107-105 (OT)

1989 COWBOY SHOOTOUT

<i>Casper, Wyo.</i>	
UC-Fullerton	L, 69-77
Northeast Louisiana	L, 70-81

1990 MVP CLASSIC

<i>Toledo, Ohio</i>	
Coppin State	W, 73-67
Samford	W, 62-50

1991 BLUE ANGELS CLASSIC

<i>Pensacola, Fla.</i>	
South Alabama	L, 71-76
Slippery Rock	W, 72-46

1992 MILE HIGH CLASSIC

<i>Boulder, Colo.</i>	
Lehigh	W, 89-73
Colorado	L, 47-97

1993 LOBO INVITATIONAL

<i>Albuquerque, N.M.</i>	
New Mexico	L, 56-69
St. Bonaventure	L, 69-83

1996 TOP OF THE WORLD CLASSIC

<i>Fairbanks, Alaska</i>	
Montana	W, 66-63
Providence	W, 77-75
Alabama	L, 74-77

1998 SAN JUAN SHOOTOUT

<i>San Juan, P.R.</i>	
N.C. State	L, 59-91
UAB	L, 60-85
American-PR	W, 93-78

2002 BOILERMAKER INVITATIONAL

<i>West Lafayette, Ind.</i>	
Purdue	L, 56-85
IUPUI	W, 64-60



- REGULAR SEASON TOURNAMENTS -

2003 DR. PEPPER CLASSIC

<i>Chattanooga, Tenn.</i>	
Chattanooga	L, 75-82
South Carolina State	W, 86-76

2004 SAN JUAN SHOOTOUT

<i>San Juan, P.R.</i>	
Toledo	W, 70-65
Auburn	L, 74-79
Delaware	W, 73-69 (OT)

2005 BILLY MINARDI CLASSIC

<i>Louisville, Ky.</i>	
Louisville	L, 68-76
Florida Atlantic	W, 76-90

2006 PARADISE JAM

<i>St. Thomas, Virgin Islands</i>	
Alabama	L, 62-71
Toledo	L, 69-75 (OT)
College of Charleston	L, 56-64

2007 FIRST SHOT EXEMPT TOURNAMENT

<i>Murfreesboro, Tenn.</i>	
San Jose State	L, 77-78
Lipscomb	W, 68-62
Appalachian State	L, 79-84

2008 BASKETBALL TRAVELER'S TIP-OFF CLASSIC

<i>Springfield, Mo.</i>	
UC Irvine	W, 65-52
Norfolk State	W, 77-56
Missouri State	W, 63-51

2010 GLOBAL SPORTS CHALLENGE

<i>Various Locations</i>	
at Ohio University	L, 68-81
at Marshall	L, 60-63
Lamar University	W, 74-66
at North Carolina A&T	L, 56-65

2011 EA SPORTS MAUI INVITATIONAL

<i>Opening Game - Los Angeles, Calif.</i>	
at UCLA	W, 86-66
<i>Regional Games - Murfreesboro, Tenn.</i>	
UNC Greensboro	W, 82-60
Belmont	L, 84-87 (2OT)

2013 GLOBAL SPORTS EXEMPT TOURNAMENT

<i>Various Locations</i>	
Southern	W, 78-75
North Florida	W, 77-70
UALR	W, 76-59
at No. 16/14 Florida	L, 59-79

2013 DR. PEPPER CLASSIC

<i>Chattanooga, Tenn.</i>	
Maine	L, 85-89 (OT)
Grand Canyon	W, 79-56

2014 EMERALD COAST CLASSIC

<i>Regional Games - Murfreesboro, Tenn.</i>	
Southern	W, 66-48
Northern Arizona	W, 65-53
<i>Niceville, Fla.</i>	
Cincinnati	L, 51-69
Creighton	L, 47-57

2015 GREAT ALASKA SHOOTOUT

<i>Anchorage, Ak.</i>	
Alaska-Anchorage	W, 75-72
UNC Asheville	W, 63-61
Toledo	W, 78-70

2016 CHALLENGE IN MUSIC CITY

<i>Nashville, Tenn.</i>	
UNC Wilmington	W, 68-63
Toledo	W, 73-70 (OT)
Evansville	W, 66-55

2017 HAWAIIAN AIRLINES DIAMOND HEAD CLASSIC

<i>Honolulu, Hawaii</i>	
Princeton	W, 69-67
USC	L, 84-89
No. 15 Miami	L, 81-84

2018 BATTLE 4 ATLANTIS

<i>Paradise Island, Bahamas</i>	
No. 4 Virginia	L, 52-74
Butler	L, 53-84
Stanford	L, 54-67

2019 MYRTLE BEACH INVITATIONAL

<i>Conway, S.C.</i>	
No. 17 Villanova	L, 69-98
Tulane	L, 74-86
Ohio	L, 63-75

2020 GULF COAST SHOWCASE

<i>Estero, Fla.</i>	
Akron	Canceled
Omaha	L, 59-60
ETSU	L, 43-57



- CONFERENCE TOURNAMENTS -

OHIO VALLEY CONFERENCE

1953 - Louisville, Ky.
Q - Murray State L, 70-79

1954 - Louisville, Ky.
Q - Murray State W, 86-84
S - Eastern Kentucky L, 69-95

1955 - Louisville, Ky.
Q - Morehead State L, 68-123

1964 - Louisville, Ky.
Q - Western Kentucky L, 65-100

1965 - Louisville, Ky.
Q - Murray State L, 65-86

1966 - Louisville, Ky.
Q - Austin Peay W, 71-70
S - East Tennessee L, 72-86

1967 - Nashville, Tenn.
Q - Western Kentucky L, 76-91

1975 - Murfreesboro, Tenn.
S - Morehead State W, 85-68
F - Austin Peay W, 89-75

1976 - Cookeville, Tenn.
Q - Tennessee Tech W, 84-72
Bowling Green, Ky.
S - Western Kentucky L, 78-88

1977 - Clarksville, Tenn.
S - Morehead State W, 92-70
F - Austin Peay W, 77-65

1978 - Bowling Green, Ky.
S - Austin Peay L, 61-66

1979 - Richmond, Ky.
S - Eastern Kentucky L, 81-90

1981 - Bowling Green, Ky.
S - Murray State L, 60-62 (OT)

1982 - Bowling Green, Ky.
S - Murray State W, 56-54 (OT)
F - Western Kentucky W, 54-52

1985 - Murfreesboro, Tenn.
Q - Murray State W, 63-60
S - Tennessee Tech W, 54-52
F - Youngstown State W, 66-63

1986 - Murfreesboro, Tenn.
Q - Eastern Kentucky W, 88-65
Akron, Ohio
S - Murray State W, 85-81
F - Akron L, 63-68

1987 - Murfreesboro, Tenn.
S - Austin Peay L, 83-87

1988 - Murfreesboro, Tenn.
Q - Youngstown State W, 81-76
Murray, Ky.
S - Austin Peay L, 82-94

1989 - Nashville, Tenn.
S - Eastern Kentucky W, 81-64
F - Austin Peay W, 82-79

1990 - Richmond, Ky.
Q - Eastern Kentucky L, 52-65

1991 - Clarksville, Tenn.
Q - Austin Peay W, 87-83
Murray, Ky.
S - Eastern Kentucky W, 83-66
F - Murray State L, 67-79

1992 - Lexington, Ky.
Q - Morehead State L, 80-81

1994 - Nashville, Tenn.
Q - Tennessee State L, 60-61

1995 - Nashville, Tenn.
Q - Murray State L, 67-75

1996 - Nashville, Tenn.
Q - Tennessee Tech L, 69-89

1997 - Murfreesboro, Tenn.
Q - Southeast Missouri W, 89-74
Nashville, Tenn.
S - Murray State L, 48-74

1998 - Murfreesboro, Tenn.
Q - Eastern Kentucky W, 61-49
Nashville, Tenn.
S - Tennessee State L, 70-74

1999 - Murfreesboro, Tenn.
Q - Tennessee State W, 75-68
Nashville, Tenn.
S - Southeast Missouri L, 74-82

2000 - Cookeville, Tenn.
Q - Tennessee Tech W, 87-70
Nashville, Tenn.
S - Southeast Missouri L, 60-78

SUN BELT CONFERENCE

2001 - Mobile, Ala.
O - New Orleans L, 61-66 (OT)

2002 - New Orleans, La.
O - South Alabama W, 48-47
Q - New Mexico State L, 48-63

2003 - Bowling Green, Ky.
Q - South Alabama W, 72-69
S - Denver W, 83-59
F - Western Kentucky L, 52-64

2004 - Bowling Green, Ky.
Q - Western Kentucky W, 76-62
S - Louisiana-Lafayette L, 59-73

2005 - Denton, Texas
O - New Mexico State W, 77-63
Q - Louisiana-Lafayette L, 57-71

2006 - Murfreesboro, Tenn.
Q - Denver L, 57-58

2007 - Troy, Ala.
O - Troy W, 72-64
Lafayette, La.
Q - South Alabama W, 63-60 (OT)
S - North Texas L, 52-59

2008 - Murfreesboro, Tenn.
O - Louisiana-Monroe W, 74-69
Mobile, Ala.
Q - Troy W, 65-59
S - South Alabama W, 82-73
F - Western Kentucky L, 57-67

2009 - Murfreesboro, Tenn.
O - Arkansas State W, 69-62
Hot Springs, Ark.
Q - North Texas L, 79-88

2010 - Hot Springs, Ark.
Q - Denver L, 58-73

2011 - Hot Springs, Ark.
Q - FIU W, 73-38
S - UALR L, 56-65

2012 - Hot Springs, Ark.
Q - Arkansas State L, 64-61

2013 - Hot Springs, Ark.
Q - Louisiana W, 81-66
S - FIU L, 57-61

CONFERENCE USA

2014 - El Paso, Texas
Q - Old Dominion W, 62-48
S - Tulsa L, 69-76





- CONFERENCE TOURNAMENTS -

2015 - Birmingham, Ala.

O - Charlotte W, 63-60
 Q - Old Dominion W, 59-52
 S - UTEP W, 53-50
 F - UAB L, 60-73

2016 - Birmingham, Ala.

Q - Charlotte W, 79-61
 S - Marshall W, 99-90
 F - Old Dominion W, 55-53

2017 - Birmingham, Ala.

Q - UTSA W, 86-70
 S - UTEP W, 82-56
 F - Marshall W, 83-72

2018 - Frisco, Texas

Q - Southern Miss L, 68-71 (OT)

2019 - Frisco, Texas

O - UAB L, 61-70

2020 - Frisco, Texas

O - FIU Canceled
 2 - North Texas L,

O - Opening Round

2 - Second Round

Q - Quarterfinal

S - Semifinal

F - Final

POSTSEASON HISTORY

Regular Season

Conference Championships (11)

OVC - 1975, '78, '86, '87, '89
 SBC - 2010, '12, '13
 C-USA - 2014, '17, '18

Tournament

Conference Championships (7)

OVC - 1975, '77, '82, '85, '89
 C-USA - 2016, '17

NCAA Tournament (9)

1975, '77, '82, '85, '87, '89, '13, '16, '17

National Invitation Tournament (4)

1986, '88, '12, '18

CollegInsider.com Tournament (2)

2010, '15



HISTORY/RECORDS

- C-USA TOURNAMENT RECORDS -

POINTS

Individual

1. Giddy Potts vs. Marshall (03/11/17)	30
2. Reggie Upshaw vs. Charlotte (03/10/16)	27
t3. Perrin Buford vs. Charlotte (03/10/16)	22
t3. Donovan Sims vs. UAB (3/13/19)	22

Team

1. vs. Marshall (03/11/16)	99
2. vs. UTSA (03/09/17)	86
3. vs. Marshall (03/11/17)	83

REBOUNDS

Individual

1. Karl Gamble vs. UAB (3/13/19)	13
2. Shawn Jones vs. Old Dominion (3/13/14)	11
3. Neiko Hunter vs. Tulsa (03/14/14)	10

Team

t1. vs. Marshall (03/11/17)	41
t1. vs. UTEP (03/10/17)	41
3. vs. Charlotte (03/10/16)	40

FIELD GOALS MADE

Individual

t1. Giddy Potts vs. Marshall (03/11/17)	10
t1. Perrin Buford vs. Charlotte (03/10/16)	10
t1. Reggie Upshaw vs. Charlotte (03/10/16)	10

Team

1. vs. UTSA (03/09/17)	33
2. vs. Marshall (03/11/16)	31
3. vs. Marshall (03/11/17)	30

FIELD GOALS ATTEMPTED

Individual

1. Reggie Upshaw vs. Charlotte (03/10/16)	20
t2. Giddy Potts vs. Marshall (03/11/17)	17
t2. Antonio Green vs. UAB (03/13/19)	17
t2. Donovan Sims vs. UAB (03/13/19)	17

Team

1. vs. Charlotte (03/11/15)	67
2. vs. UTEP (03/10/17)	61
3. vs. UAB (03/13/19)	58

FIELD GOAL PERCENTAGE

Individual

(minimum 5 made)

1. Perrin Buford vs. Charlotte (03/10/16)	.833 (10-12)
2. JaCorey Williams vs. Marshall (03/11/17)	.800 (8-10)
3. JaQawn Raymond vs. Marshall (03/11/16)	.750 (6-8)

Team

(minimum 20 made)

1. vs. UTSA (03/09/17)	.589 (33-56)
2. vs. Marshall (03/11/16)	.585 (31-53)
3. vs. Charlotte (03/10/16)	.547 (29-53)

3-POINT FIELD GOALS MADE

Individual

1. Donovan Sims vs. UAB (03/13/19)	6
2. JaQawn Raymond vs. Tulsa (03/14/14)	5
t3. Giddy Potts vs. UTSA (03/09/17)	4
t3. Giddy Potts vs. Old Dominion (03/12/16)	4
t3. DJ Jones vs. UTEP (03/13/15)	4

Team

1. vs. Southern Miss (03/08/18)	11
2. vs. UAB (03/13/19)	10
t3. vs. UTSA (03/09/17)	9
t3. vs. UAB (03/14/15)	9

3-POINT FIELD GOALS ATTEMPTED

Individual

1. Donovan Sims vs. UAB (03/13/19)	14
2. Antonio Green vs. UAB (03/13/19)	11
3. JaQawn Raymond vs. Tulsa (03/14/14)	9

Team

1. vs. UAB (03/13/19)	30
2. vs. UTEP (03/13/15)	22
t3. vs. UTEP (03/10/17)	21
t3. vs. UAB (03/14/15)	21
t3. vs. Charlotte (03/11/15)	21
t3. vs. North Texas (03/10/21)	21

3-POINT FIELD GOAL PERCENTAGE

Individual

(minimum 3 made)

1. Giddy Potts vs. Southern Miss (03/08/18)	1.000 (4-4)
2. Marcus Tarrance vs. UAB (03/14/15)	1.000 (3-3)
3. Giddy Potts vs. Old Dominion (03/12/16)	.800 (4-5)

Team

(minimum 6 made)

1. vs. Southern Miss (03/08/18)	.550 (11-20)
2. vs. UTSA (03/09/17)	.529 (9-17)
3. vs. Marshall (03/11/16)	.462 (6-13)



- C-USA TOURNAMENT RECORDS -

FREE THROWS MADE

Individual

1. Perrin Buford vs. Marshall (03/11/16)	9
t2. Giddy Potts vs. Marshall (03/11/17)	7
t2. Reggie Upshaw vs. Charlotte (03/10/16)	7
t2. Perrin Buford vs. Old Dominion (03/12/15)	7
t2. JaQawn Raymond vs. Old Dominion (03/12/15)	7

Team

1. vs. Marshall (03/11/16)	31
2. vs. Old Dominion (03/12/15)	22
3. vs. UTEP (03/10/17)	20

FREE THROWS ATTEMPTED

Individual

1. Reggie Upshaw vs. Charlotte (03/10/16)	13
t2. Perrin Buford vs. Marshall (03/11/16)	11
t2. Perrin Buford vs. Old Dominion (03/12/15)	11

Team

1. vs. Marshall (03/11/16)	31
2. vs. Old Dominion (03/12/15)	30
t3. vs. Marshall (03/11/17)	27
t3. vs. Tulsa (03/14/14)	27

FREE THROW PERCENTAGE

Individual

(minimum 5 made)

t1. Jalen Jordan vs. North Texas (03/10/21)	1.000 (6-6)
t1. Giddy Potts vs. Marshall (03/11/16)	1.000 (5-5)
t1. Giddy Potts vs. Charlotte (03/10/16)	1.000 (5-5)
t1. DJ Jones vs. UAB (03/14/15)	1.000 (5-5)

Team

(minimum 10 made)

1. vs. UTEP (03/10/17)	.769 (20-26)
2. vs. North Texas (03/10/21)	.762 (16-21)
3. vs. Marshall (03/12/16)	.756 (11-16)

ASSISTS

Individual

t1. Tyrik Dixon vs. UTSA (03/09/17)	7
t1. Antonio Green vs. UAB (03/13/19)	7
t3. Tyrik Dixon vs. UTEP (03/10/17)	5
t3. Aldonis Foote vs. UTSA (03/09/17)	5
t3. Perrin Buford vs. Marshall (03/11/16)	5

Team

1. vs. UTSA (03/09/17)	20
t2. vs. UTEP (03/10/17)	16
t2. vs. Marshall (03/11/16)	16

STEALS

Individual

1. Giddy Potts vs. UTEP (03/10/17)	5
t2. Tyrik Dixon vs. UTEP (03/10/17)	3
t2. Giddy Potts vs. Marshall (03/11/16)	3
t2. Reggie Upshaw vs. Charlotte (03/10/16)	3
t2. DJ Jones vs. Charlotte (03/11/15)	3

Team

1. vs. UTEP (03/10/17)	12
2. vs. Charlotte (03/11/15)	11
3. vs. Charlotte (03/10/16)	9

BLOCKS

Individual

t1. Reggie Upshaw vs. Charlotte (03/10/16)	3
t1. Perrin Buford vs. UTEP (03/13/15)	3
t1. Jacquez Rozier vs. Tulsa (03/14/14)	3

Team

1. vs. Old Dominion (03/13/14)	8
2. vs. Charlotte (03/10/16)	7
3. vs. UTEP (03/13/15)	6

MOST TURNOVERS

Individual

1. Tweety Knight vs. Tulsa (03/14/14)	7
t2. Tweety Knight vs. Old Dominion (03/13/14)	6
t2. Antonio Green vs. UAB (03/13/19)	6

Team

1. vs. Tulsa (03/14/14)	21
t2. vs. Southern Miss (03/08/18)	17
t2. vs. Charlotte (03/10/16)	17

FEWEST TURNOVERS

Team

1. vs. Charlotte (03/11/15)	4
2. vs. UTSA (03/09/17)	7
3. vs. UTEP (03/13/15)	8

MINUTES PLAYED

Individual

1. Giddy Potts vs. Southern Miss (03/08/18)	43
2. Nick King vs. Southern Miss (03/08/18)	42
3. Antonio Green vs. UAB (03/13/19)	40



HISTORY/RECORDS

- POSTSEASON TOURNAMENTS -

Date	Tourn. (Seed)	Round	Location	Opponent (Seed)	Result	Leading Scorer	Leading Rebounder
03/15/75	NCAA (-)	1st	Lexington, Ky.	Oregon State (-)	L, 67-78	G. Sorrell (23)	G. Sorrell (17)
03/13/77	NCAA (-)	1st	Baton Rouge, La.	Detroit (-)	L, 76-93	B. Martin (28)	G. Joyner (15)
03/11/82	NCAA (-)	1st	Nashville, Tenn.	Kentucky (-)	W, 50-44	R. Campbell (19)	J. Beck (10)
03/13/82	NCAA (-)	2nd	Nashville, Tenn.	Louisville (-)	L, 56-81	J. Beck (22)	J. Beck (6)
03/14/85	NCAA (-)	1st	Notre Dame, Ind.	North Carolina (-)	L, 57-76	L. Thompson (20)	L. Thompson (8)
03/13/86	NIT (-)	1st	Clemson, S.C.	Clemson (-)	L, 81-99	K. Cooksey (25)	K. Hammonds (6)
03/12/87	NCAA (-)	1st	Charlotte, N.C.	Notre Dame (-)	L, 71-84	D. Rainey (22)	D. Washington (9)
03/18/88	NIT (-)	1st	Murfreesboro, Tenn.	Tennessee (-)	W, 85-80	C. Rainey (20)	R. Henry (9)
03/22/88	NIT (-)	2nd	Murfreesboro, Tenn.	Georgia (-)	W, 69-59	T. Baynham (24)	D. Rainey (9)
03/26/88	NIT (-)	3rd	Murfreesboro, Tenn.	Boston College (-)	L, 69-78	R. Henry (34)	R. Henry/D. Rainey (12)
03/16/89	NCAA (-)	1st	Nashville, Tenn.	Florida State (-)	W, 97-83	R. Henry/M. Buck (26)	K. Hammonds (13)
03/18/89	NCAA (-)	2nd	Nashville, Tenn.	Virginia (-)	L, 88-104	R. Henry/C. Rainey (23)	K. Hammonds (15)
03/17/10	CIT (-)	1st	Springfield, Mo.	Missouri State (-)	L, 79-87	D. Yates (30)	M. Haddock (6)
03/13/12	NIT (4)	1st	Murfreesboro, Tenn.	Marshall (5)	W, 86-78	L. Dendy (18)	L. Dendy (13)
03/19/12	NIT (4)	2nd	Knoxville, Tenn.	Tennessee (1)	W, 71-64	B. Massey (20)	B. Massey (10)
03/21/12	NIT (4)	3rd	Murfreesboro, Tenn.	Minnesota (6)	L, 72-78	M. Knight (19)	M. Knight (9)
03/19/13	NCAA (11)	First Four	Dayton, Ohio	Saint Mary's (11)	L, 54-67	M. Knight (16)	M. Knight (6)
03/18/15	CIT (-)	1st	Murfreesboro, Tenn.	Kent State (-)	L, 56-68	P. Buford/J. Rozier (10)	R. Upshaw/J. Rozier (8)
03/18/16	NCAA (15)	1st	St. Louis, Mo.	Michigan State (2)	W, 90-81	R. Upshaw (21)	P. Buford (7)
03/20/16	NCAA (15)	2nd	St. Louis, Mo.	Syracuse (10)	L, 50-75	D. Harris (11)	R. Upshaw (8)
03/16/17	NCAA (12)	1st	Milwaukee, Wis.	Minnesota (5)	W, 81-72	R. Upshaw (19)	R. Upshaw (9)
03/18/17	NCAA (12)	2nd	Milwaukee, Wis.	Butler (4)	L, 65-74	J. Williams (20)	J. Williams (9)
03/13/18	NIT (3)	1st	Murfreesboro, Tenn.	Vermont (6)	W, 91-64	G. Potts (25)	N. King (12)
03/18/18	NIT (3)	2nd	Louisville, Ky.	Louisville (2)	L, 68-84	N. King (24)	N. King (6)



Reggie Upshaw's iconic dunk to seal Middle Tennessee's NCAA First Round win against No. 2 Michigan State in 2016





- NCAA TOURNAMENT RECORDS -

POINTS

Individual

1. Bob Martin vs. Detroit (03/13/77)	28
t2. Mike Buck vs. Florida State (03/16/89)	26
t2. Randy Henry vs. Florida State (03/16/89)	26

Team

1. vs. Florida State (03/16/89)	97
2. vs. Michigan State (03/18/16)	90
3. vs. Virginia (03/18/89)	88

REBOUNDS

Individual

1. George Sorrell vs. Oregon State (03/15/75)	17
2. Kerry Hammonds vs. Virginia (03/18/89)	15
3. Greg Joyner vs. Detroit (03/13/77)	15

Team

1. vs. Oregon State (03/15/75)	44
2. vs. Detroit (03/13/77)	42
3. vs. Florida State (03/16/89)	38

FIELD GOALS MADE

Individual

1. Bob Martin vs. Detroit (03/13/77)	13
2. Randy Henry vs. Florida State (03/16/89)	12
t3. Lonnie Thompson vs. North Carolina (03/14/85)	10
t3. George Sorrell vs. Oregon State (03/15/75)	10

Team

1. vs. Florida State (03/16/89)	36
2. vs. Michigan State (03/18/16)	33
3. vs. Detroit (03/13/77)	33

FIELD GOALS ATTEMPTED

Individual

1. Bob Martin vs. Detroit (03/13/77)	23
2. Kim Cooksey vs. North Carolina (03/14/85)	22
t3. Randy Henry vs. Virginia (03/18/89)	20
t3. George Sorrell vs. Oregon State (03/15/75)	20

Team

1. vs. Detroit (03/13/77)	79
t2. vs. Florida State (03/16/89)	70
t2. vs. North Carolina (03/14/85)	70

FIELD GOAL PERCENTAGE

Individual

(minimum 5 made)

1. Mike Buck vs. Florida State (03/16/89)	1.000 (7-7)
2. Brandon Walters vs. Minnesota (03/16/17)	.833 (5-6)
3. Gerald Harris vs. Virginia (03/18/89)	.714 (5-7)

Team

(minimum 20 made)

1. vs. Michigan State (03/18/16)	.559 (33-59)
2. vs. Florida State (03/16/89)	.514 (36-70)
3. vs. Minnesota (03/16/17)	.483 (28-58)

3-POINT FIELD GOALS MADE

Individual

1. Mike Buck vs. Florida State (03/16/89)	6
t2. Giddy Potts vs. Syracuse (03/20/16)	3
t2. JaQawn Raymond vs. Syracuse (03/20/16)	3
t2. Darnell Harris vs. Michigan State (03/18/16)	3
t2. Giddy Potts vs. Michigan State (03/18/16)	3
t2. Reggie Upshaw vs. Michigan State (03/18/16)	3
t2. Chris Rainey vs. Virginia (03/18/89)	3

Team

1. vs. Michigan State (03/18/16)	11
2. vs. Florida State (03/16/89)	9
3. vs. Syracuse (03/20/16)	8

3-POINT FIELD GOALS ATTEMPTED

Individual

t1. Reggie Upshaw vs. Butler (03/18/17)	6
t1. Giddy Potts vs. Minnesota (03/16/17)	6
t1. Giddy Potts vs. Syracuse (03/20/16)	6
t1. Reggie Upshaw vs. Michigan State (03/18/16)	6
t1. Mike Buck vs. Florida State (03/16/89)	6

Team

1. vs. Syracuse (03/20/16)	24
t2. vs. Butler (03/18/17)	19
t2. vs. Michigan State (03/18/16)	19

3-POINT FIELD GOAL PERCENTAGE

Individual

(minimum 3 made)

1. Mike Buck vs. Florida State (03/16/89)	1.000 (6-6)
t2. JaQawn Raymond vs. Syracuse (03/20/16)	.600 (3-5)
t2. Darnell Harris vs. Michigan State (03/18/16)	.600 (3-5)
t2. Giddy Potts vs. Michigan Stae (03/18/16)	.600 (3-5)
t2. Chris Rainey vs. Virginia (03/18/89)	.600 (3-5)

Team

(minimum 6 made)

1. vs. Michigan State (03/18/16)	.579 (11-19)
2. vs. Minnesota (03/16/17)	.538 (7-13)
3. vs. Florida State (03/16/89)	.500 (9-18)



HISTORY/RECORDS

- NCAA TOURNAMENT RECORDS -

FREE THROWS MADE

Individual

1. Jerry Beck vs. Louisville (03/13/82)	10
2. Greg Joyner vs. Detroit (03/13/77)	7
3. Six tied	6

Team

t1. vs. Minnesota (03/16/17)	18
t1. vs. Virginia (03/18/89)	18
3. vs. Florida State (03/16/89)	16

FREE THROWS ATTEMPTED

Individual

1. Jerry Beck vs. Louisville (03/13/82)	11
t2. JaCorey Williams vs. Minnesota (03/16/17)	9
t2. Jerry Beck vs. Kentucky (03/11/82)	9
t2. Bob Martin vs. Oregon State (03/15/75)	9

Team

1. vs. Minnesota (03/16/17)	27
2. vs. Oregon State (03/18/89)	25
3. vs. Michigan State (03/18/16)	21

FREE THROW PERCENTAGE

Individual

	(minimum 5 made)
1. Mike Buck vs. Florida State (03/16/89)	1.000 (6-6)
2. Brandon Walters vs. Butler (03/18/17)	1.000 (5-5)
3. Jerry Beck vs. Louisville (03/13/82)	.909 (10-11)

Team

	(minimum 10 made)
1. vs. Virginia (03/18/89)	.900 (18-20)
2. vs. Florida State (03/16/89)	.842 (16-19)
3. vs. Louisville (03/13/82)	.800 (12-15)

ASSISTS

Individual

t1. Gerald Harris vs. Florida State (03/16/89)	7
t1. Duane Washington vs. Notre Dame (03/12/87)	7
t3. Antwain Johnson vs. Butler (03/18/17)	6
t3. Perrin Buford vs. Michigan State (03/18/16)	6
t3. Marcos Knight vs. Saint Mary's (03/19/13)	6
t3. Greg Joyner vs. Detroit (03/13/77)	6
t3. Bob Martin vs. Detroit (03/13/77)	6

Team

1. vs. Detroit (03/13/77)	24
t2. vs. Minnesota (03/16/17)	19
t2. vs. Florida State (03/16/89)	19

STEALS

Individual

t1. Kerry Hammonds vs. Florida State (03/16/89)	4
t1. James Johnson vs. North Carolina (03/14/85)	4
t1. Tim Sisneros vs. Oregon State (03/15/75)	4

Team

1. vs. Oregon State (03/15/75)	12
2. vs. Florida State (03/16/89)	9
3. vs. North Carolina (03/14/85)	8

BLOCKS

Individual

1. Buck Hailey vs. Kentucky (03/11/82)	5
t2. Lewis Mack vs. Detroit (03/13/77)	4
t2. George Sorrell vs. Oregon State (03/15/75)	4

Team

1. vs. Kentucky (03/11/82)	8
2. vs. Oregon State (03/15/75)	7
3. vs. Michigan State (03/18/16)	5

MOST TURNOVERS

Individual

1. Lewis Mack vs. Detroit (03/13/77)	10
2. Rick Campbell vs. Louisville (03/13/82)	8
3. Jimmy Martin vs. Oregon State (03/15/75)	6

Team

1. vs. Oregon State (03/15/75)	31
2. vs. Louisville (03/13/82)	26
3. vs. Detroit (03/13/77)	22

FEWEST TURNOVERS

Team

t1. vs. Minnesota (03/16/17)	8
t1. vs. Virginia (03/18/89)	8
3. vs. Saint Mary's (03/19/13)	9

MINUTES PLAYED

Individual

t1. Jerry Beck vs. Kentucky (03/11/82)	40
t1. Edward Perry vs. Kentucky (03/11/82)	40
t1. Greg Joyner vs. Detroit (03/13/77)	40
t1. Bob Martin vs. Detroit (03/13/77)	40
t1. George Sorrell vs. Oregon State (03/15/75)	40





- NIT RECORDS -

POINTS

Individual

1. Randy Henry vs. Boston College (03/26/88)	34
t2. Giddy Potts vs. Vermont (03/13/18)	25
t2. Kim Cooksey vs. Clemson (03/13/86)	25

Team

1. vs. Vermont (03/13/18)	91
2. vs. Marshall (03/21/12)	86
3. vs. Tennessee (03/18/88)	85

REBOUNDS

Individual

1. LaRon Dendy vs. Marshall (03/21/12)	13
t2. Nick King vs. Vermont (03/13/18)	12
t2. Randy Henry vs. Boston College (03/26/88)	12
t2. Dwayne Rainey vs. Boston College (03/26/88)	12
t2. Randy Henry vs. Georgia (03/22/88)	12

Team

1. vs. Boston College (03/26/88)	47
t2. vs. Georgia (03/22/88)	46
t2. vs. Tennessee (03/18/88)	46

FIELD GOALS MADE

Individual

1. Randy Henry vs. Boston College (03/26/88)	15
2. Tyrus Baynham vs. Georgia (03/22/88)	11
t3. Nick King vs. Louisville (13/18/18)	9
t3. Giddy Potts vs. Vermont (03/13/18)	9
t3. Kim Cooksey vs. Clemson (03/13/86)	9

Team

1. vs. Vermont (03/13/18)	38
2. vs. Clemson (03/13/86)	34
3. vs. Marshall (03/21/12)	32

FIELD GOALS ATTEMPTED

Individual

1. Randy Henry vs. Boston College (03/26/88)	26
2. Kim Cooksey vs. Clemson (03/13/86)	20
3. Nick King vs. Louisville (03/18/18)	18

Team

1. vs. Clemson (03/13/86)	76
2. vs. Boston College (03/26/88)	74
3. vs. Marshall (03/21/12)	61

FIELD GOAL PERCENTAGE

Individual

(minimum 5 made)

1. Brandon Walters vs. Louisville (03/18/18)	1.000 (6-6)
2. Antwain Johnson vs. Vermont (03/13/18)	.857 (6-7)
3. JT Sulton vs. Marshall (03/21/12)	.833 (5-6)

Team

(minimum 20 made)

1. vs. Vermont (03/13/18)	.633 (38-60)
2. vs. Marshall (03/21/12)	.525 (32-61)
3. vs. Louisville (03/18/18)	.510 (26-51)

3-POINT FIELD GOALS MADE

Individual

1. Giddy Potts vs. Vermont (03/13/18)	6
t2. Chris Rainey vs. Tennessee (03/18/88)	3
t2. Raymond Cintron vs. Minnesota (03/21/12)	3

Team

1. vs. Vermont (03/13/18)	10
2. vs. Louisville (03/18/18)	5
t3. vs. Minnesota (03/21/12)	4
t3. vs. Marshall (03/21/12)	4

3-POINT FIELD GOALS ATTEMPTED

Individual

1. Giddy Potts vs. Vermont (03/13/18)	11
2. Chris Rainey vs. Boston College (03/26/88)	10
3. Giddy Potts vs. Louisville (03/18/18)	7

Team

1. vs. Vermont (03/13/18)	21
t2. vs. Boston College (03/26/88)	15
t2. vs. Louisville (03/18/18)	15

3-POINT FIELD GOAL PERCENTAGE

Individual

(minimum 3 made)

1. Chris Rainey vs. Tennessee (03/18/88)	.750 (3-4)
2. Raymond Cintron vs. Minnesota (03/21/12)	.600 (3-5)
3. Giddy Potts vs. Vermont (03/13/18)	.545 (6-11)

Team

(minimum 6 made)

1. vs. Vermont (03/13/18)	.476 (10-21)
---------------------------	--------------



- NIT RECORDS -

FREE THROWS MADE

Individual

1. Gerald Harris vs. Tennessee (03/18/88)	9
2. Bruce Massey vs. Tennessee (03/19/12)	8
3. Kim Cooksey vs. Clemson (03/13/86)	7

Team

1. vs. Tennessee (03/18/88)	26
2. vs. Tennessee (03/19/12)	20
3. vs. Minnesota (03/21/12)	18
vs. Marshall (03/13/12)	18

FREE THROWS ATTEMPTED

Individual

t1. LaRon Dendy vs. Marshall (03/13/12)	11
t1. Gerald Harris vs. Tennessee (03/18/88)	11
3. Bruce Massey vs. Tennessee (03/19/12)	9

Team

t1. vs. Marshall (03/13/12)	31
t1. vs. Tennessee (03/18/88)	31
3. vs. Tennessee (03/19/12)	28

FREE THROW PERCENTAGE

Individual

	(minimum 5 made)
1. Kim Cooksey vs. Clemson (03/13/86)	1.000 (7-7)
2. Bruce Massey vs. Tennessee (03/19/12)	.889 (8-9)
3. Chris Rainey vs. Tennessee (03/18/88)	.833 (5-6)

Team

	(minimum 10 made)
1. vs. Tennessee (03/18/88)	.839 (26-31)
2. vs. Minnesota (03/21/12)	.750 (18-24)
3. vs. Tennessee (03/19/12)	.714 (20-28)

ASSISTS

Individual

1. Gerald Harris vs. Georgia (03/22/88)	9
2. Jimmy Oden vs. Marshall (03/13/12)	8
3. Bruce Massey vs. Marshall (03/13/12)	7

Team

1. vs. Marshall (03/13/12)	23
2. vs. Vermont (03/13/18)	21
3. vs. Georgia (03/22/88)	19

STEALS

Individual

1. Marcos Knight vs. Minnesota (03/21/12)	4
t2. Bruce Massey vs. Tennessee (03/19/12)	3
t2. Gerald Harris vs. Tennessee (03/18/88)	3
t2. Duane Washington vs. Clemson (03/13/86)	3

Team

t1. vs. Minnesota (03/21/12)	7
t1. vs. Tennessee (03/18/88)	7
t3. vs. Vermont (03/13/18)	6
t3. vs. Marshall (03/13/18)	6
t3. vs. Clemson (03/13/86)	6

BLOCKS

Individual

1. Brandon Walters vs. Vermont (03/13/18)	4
2. Shawn Jones vs. Minnesota (03/21/12)	3
t3. Chris Ingram vs. Boston College (03/26/88)	2
t3. Chris Ingram vs. Georgia (03/22/88)	2

Team

t1. vs. Vermont (03/13/18)	5
t1. vs. Minnesota (03/21/12)	5
3. vs. Georgia (03/22/88)	4

MOST TURNOVERS

Individual

1. Bruce Massey vs. Tennessee (03/19/12)	7
t2. Nick King vs. Vermont (03/13/18)	5
t2. Gerald Harris vs. Georgia (03/22/88)	5

Team

t1. vs. Minnesota (03/21/12)	17
t1. vs. Tennessee (03/19/12)	17
3. vs. Louisville (03/18/18)	15

FEWEST TURNOVERS

Team

1. vs. Boston College (03/26/88)	7
2. vs. Marshall (03/13/12)	9
3. vs. Georgia (03/22/88)	12

MINUTES PLAYED

Individual

t1. Randy Henry vs. Boston College (03/26/88)	40
t1. Kim Cooksey vs. Clemson (03/13/86)	40
t3. Tyrus Baynham vs. Boston College (03/26/88)	39
t3. Tyrus Baynham vs. Tennessee (03/18/88)	39





- CIT RECORDS -

POINTS

Individual

1. Desmond Yates vs. Missouri State (03/17/10)	30
2. Montarrio Haddock vs. Missouri State (03/17/10)	16
3. James Washington vs. Missouri State (03/17/10)	13

Team

1. vs. Missouri State (03/17/10)	79
2. vs. Kent State (03/18/15)	56

REBOUNDS

Individual

t1. Jacquez Rozier vs. Kent State (03/18/15)	8
t1. Reggie Upshaw vs. Kent State (03/18/15)	8
t3. Perrin Buford vs. Kent State (03/18/15)	6
t3. Montarrio Haddock vs. Missouri State (03/17/10)	6

Team

1. vs. Kent State (03/18/15)	34
2. vs. Missouri State (03/17/10)	24

FIELD GOALS MADE

Individual

1. Desmond Yates vs. Missouri State (03/17/10)	12
2. Montarrio Haddock vs. Missouri State (03/17/10)	7
t3. Perrin Buford vs. Kent State (03/18/15)	4
t3. James Washington vs. Missouri State (03/17/10)	4

Team

1. vs. Missouri State (03/17/10)	30
2. vs. Kent State (03/18/15)	17

FIELD GOALS ATTEMPTED

Individual

1. Desmond Yates vs. Missouri State (03/17/10)	15
t2. Montarrio Haddock vs. Missouri State (03/17/10)	10
t2. James Washington vs. Missouri State (03/17/10)	10

Team

1. vs. Missouri State (03/17/10)	56
2. vs. Kent State (03/18/15)	47

FIELD GOAL PERCENTAGE

Individual (minimum 5 made)

1. Desmond Yates vs. Missouri State (03/17/10)	.800 (12-15)
2. Montarrio Haddock vs. Missouri State (03/17/10)	.700 (7-10)

Team (minimum 20 made)

1. vs. Missouri State (03/17/10)	.536 (30-56)
2. vs. Kent State (03/18/15)	.362 (17-47)

3-POINT FIELD GOALS MADE

Individual

t1. James Washington vs. Missouri State (03/17/10)	4
t1. Desmond Yates vs. Missouri State (03/17/10)	4
t3. JaQawn Raymond vs. Kent State (03/18/15)	2
t3. Marcus Tarrance vs. Kent State (03/18/15)	2
t3. Montarrio Haddock vs. Missouri State (03/17/10)	2

Team

1. vs. Missouri State (03/17/10)	11
2. vs. Kent State (03/18/15)	8

3-POINT FIELD GOALS ATTEMPTED

Individual

1. James Washington vs. Missouri State (03/17/10)	7
t2. JaQawn Raymond vs. Kent State (03/18/15)	5
t2. Desmond Yates vs. Missouri State (03/17/10)	5

Team

1. vs. Kent State (03/18/15)	20
2. vs. Missouri State (03/17/10)	19

3-POINT FIELD GOAL PERCENTAGE

Individual (minimum 3 made)

1. Desmond Yates vs. Missouri State (03/17/10)	.800 (4-5)
2. James Washington vs. Missouri State (03/17/10)	.571 (4-7)

Team (minimum 6 made)

1. vs. Missouri State (03/17/10)	.579 (11-19)
2. vs. Kent State (03/18/15)	.400 (8-20)

FREE THROWS MADE

Individual

1. Jacquez Rozier vs. Kent State (03/18/15)	4
2. DJ Jones vs. Kent State (03/18/15)	3
t3. Darnell Harris vs. Kent State (03/18/15)	2
t3. Josh Phillips vs. Kent State (03/18/15)	2
t3. James Gallman vs. Missouri State (03/17/10)	2
t3. Calvin O'Neil vs. Missouri State (03/17/10)	2
t3. Desmond Yates vs. Missouri State (03/17/10)	2

Team

1. vs. Kent State (03/18/15)	14
2. vs. Missouri State (03/17/10)	8



FREE THROWS ATTEMPTED

Individual

1. Jacquez Rozier vs. Kent State (03/18/15)	6
2. Darnell Harris vs. Kent State (03/18/15)	5
t3. DJ Jones vs. Kent State (03/18/15)	4
t3. Edward Simpson vs. Kent State (03/18/15)	4

Team

1. vs. Kent State (03/18/15)	25
2. vs. Missouri State (03/17/10)	11

FREE THROW PERCENTAGE

Individual

(minimum 4 made)

1. Jacquez Rozier vs. Kent State (03/18/15)	.667 (4-6)
---------------------------------------------	------------

Team

(minimum 10 made)

1. vs. Kent State (03/18/15)	.560 (14-25)
------------------------------	--------------

ASSISTS

Individual

t1. Calvin O'Neil vs. Missouri State (03/17/10)	4
t1. James Washington vs. Missouri State (03/17/10)	4
t3. Reggie Upshaw vs. Kent State (03/18/15)	3
t3. Montarrio Haddock vs. Missouri State (03/17/10)	3

Team

1. vs. Missouri State (03/17/10)	15
2. vs. Kent State (03/18/15)	7

STEALS

Individual

1. DJ Jones vs. Kent State (03/18/15)	2
t2. Rod Emanuel vs. Missouri State (03/17/10)	1
t2. James Gallman vs. Missouri State (03/17/10)	1
t2. Montarrio Haddock vs. Missouri State (03/17/10)	1
t2. James Washington vs. Missouri State (03/17/10)	1

Team

1. vs. Missouri State (03/17/10)	4
2. vs. Kent State (03/18/15)	2

BLOCKS

Individual

1. Jacquez Rozier vs. Kent State (03/18/15)	3
t2. Darnell Harris vs. Kent State (03/18/15)	1
t2. JaQawn Raymond vs. Kent State (03/18/15)	1
t2. Reggie Upshaw vs. Kent State (03/18/15)	1
t2. Trevor Ottley vs. Kent State (03/18/15)	1

Team

1. vs. Kent State (03/18/15)	6
2. vs. Missouri State (03/17/10)	1

MOST TURNOVERS

Individual

1. James Washington vs. Missouri State (03/17/10)	5
t2. JaQawn Raymond vs. Kent State (03/18/15)	4
t2. Reggie Upshaw vs. Kent State (03/18/15)	4

Team

1. vs. Missouri State (03/17/10)	12
2. vs. Kent State (03/18/15)	11

FEWEST TURNOVERS

Team

1. vs. Kent State (03/18/15)	11
2. vs. Missouri State (03/17/10)	12

MINUTES PLAYED

Individual

1. Calvin O'Neil vs. Missouri State (03/17/10)	35
t2. Montarrio Haddock vs. Missouri State (03/17/10)	34
t2. James Washington vs. Missouri State (03/17/10)	34





- HONORS & AWARDS -

USA TODAY ALL-AMERICA THIRD TEAM

Nick King 2018

KARL MALONE AWARD FINALIST

Nick King 2018

C-USA PLAYER OF THE YEAR

Shawn Jones 2014

JaCorey Williams 2017

Nick King 2018

C-USA NEWCOMER OF THE YEAR

JaCorey Williams 2017

Nick King 2018

Antonio Green 2019

FIRST TEAM ALL-C-USA

Shawn Jones 2014

JaCorey Williams 2017

Nick King 2018

SECOND TEAM ALL-C-USA

Reggie Upshaw 2016

Reggie Upshaw 2017

Giddy Potts 2018

THIRD TEAM ALL-C-USA

Giddy Potts 2016

Giddy Potts 2017

Antonio Green 2019

C-USA ALL-DEFENSIVE TEAM

Tweety Knight 2014

Reggie Upshaw 2017

Tyrik Dixon 2018

C-USA ALL-FRESHMAN TEAM

Giddy Potts 2015

Tyrik Dixon 2017

Tyson Jackson 2020

C-USA TOURNAMENT MVP

Reggie Upshaw 2016

Giddy Potts 2017

C-USA ALL-TOURNAMENT TEAM

Neiko Hunter 2014

Perrin Buford 2015

DJ Jones 2015

Perrin Buford 2016

Reggie Upshaw 2016

Giddy Potts 2017

Reggie Upshaw 2017

JaCorey Williams 2017

C-USA PLAYERS OF THE WEEK

Shawn Jones Dec. 16, 2013

Shawn Jones Feb. 3, 2014

Kerry Hammonds II Feb. 18, 2014

Shawn Jones March 7, 2014

JaCorey Williams Nov. 28, 2016

JaCorey Williams Dec. 19, 2016

Reggie Upshaw Jan. 2, 2017

Nick King Nov. 20, 2017

Nick King Dec. 11, 2017

Nick King Dec. 25, 2017

Nick King Feb. 12, 2018

C-USA FRESHMAN OF THE WEEK

Edward Simpson Dec. 15, 2014

Giddy Potts Feb. 23, 2015

Tyson Jackson Dec. 16, 2019

NABC ALL-DISTRICT FIRST TEAM

Desmond Yates 2009

James Washington 2011

LaRon Dendy 2012

Shawn Jones 2014

JaCorey Williams 2017

Reggie Upshaw 2017

Nick King 2018

NABC ALL-DISTRICT SECOND TEAM

Marcos Knight 2012

Giddy Potts 2016

Reggie Upshaw 2016

Giddy Potts 2017

Giddy Potts 2018

USBWA ALL-DISTRICT TEAM

Nick King 2018

COLLEGE SPORTS MADNESS ALL-HIGH MAJOR FIRST TEAM

Nick King 2018

TSWA PLAYER OF THE YEAR

JaCorey Williams 2017

Nick King 2018

TENNESSEE SPORTS HALL OF FAME AMATEUR MALE ATHLETE OF THE YEAR

Nick King 2018

SUN BELT PLAYER OF THE YEAR

LaRon Dendy 2012

SUN BELT DEFENSIVE PLAYER OF THE YEAR

Bruce Massey 2013

FIRST TEAM ALL-SUN BELT

Lee Nosse 2002

Tommy Gunn 2003-04

Desmond Yates 2008, 2009, 2010

LaRon Dendy 2012

Marcos Knight 2013

SECOND TEAM ALL-SUN BELT

Mike Dean 2004

James Washington 2011

Marcos Knight 2012

THIRD TEAM ALL-SUN BELT

William Pippen 2003

Michael Cuffee 2005

Mike Dean 2005

Adam Vogelsberg 2006

Kevin Kanaskie 2007

JT Sulton 2012

Raymond Cintron 2013

Bruce Massey 2013

HONORABLE MENTION ALL-SUN BELT

Tommy Gunn 2002

SBC ALL-TOURNAMENT TEAM

Tommy Gunn 2003-04

William Pippen 2003

Michael Cuffee 2004

Kevin Kanaskie 2008

Desmond Yates 2008

SBC PLAYERS OF THE WEEK

William Pippen Dec. 10, 2001

Lee Nosse Jan. 14, 2002

William Pippen Jan. 6, 2003

Desmond Yates Feb. 11, 2008

Desmond Yates Dec. 16, 2008

Desmond Yates Jan. 25, 2010

Marcos Knight Nov. 22, 2011

LaRon Dendy Jan. 30, 2012

LaRon Dendy Feb. 13, 2012

C-USA COACH OF THE YEAR

Kermit Davis 2017

SBC COACH OF THE YEAR

Kermit Davis 2003

Kermit Davis 2012

Kermit Davis 2013

COLLEGE INSIDER SBC COACH OF THE YEAR

Kermit Davis 2008

Kermit Davis 2010

Kermit Davis 2012



- HONORS & AWARDS -

NABC DISTRICT COACH OF THE YEAR

Kermit Davis	2012
Kermit Davis	2017

TSWA COACH OF THE YEAR

Kermit Davis	2012
Kermit Davis	2017

C-USA ALL-ACADEMIC TEAM

Edward Simpson	2017
Nick King	2018

C-USA SPIRIT OF SERVICE AWARD

Reggie Upshaw	2016
Edward Simpson	2018

C-USA ACADEMIC MEDAL WINNERS

Chase Miller	2016
Edward Simpson	2016
Nick King	2018
Therren Shelton-Szmidt	2018

C-USA ACADEMIC HONOR ROLL

Xavier Habersham	2015
Jacob Ivory	2015
Edward Simpson	2015
Karl Gamble	2016
Stephen Strachan	2016
Karl Gamble	2017
Chase Miller	2017
Edward Simpson	2017
Antonio Green	2018
James Hawthorne	2018
Nick King	2018
Chase Miller	2018
Therren Shelton-Szmidt	2018
David Simmons	2018
Edward Simpson	2018
Donovan Sims	2018
Michael Van Hooser	2018
Anthony Crump	2019
KJ Lewis	2019
Anthony Crump	2020
DeAndre Dishman	2020
Jordan Davis	2020
Jo'Vontae Millner	2020
Donovan Sims	2020

SBC SPORTSMANSHIP AWARD

Marcus Mason	2001
William Pippen	2003

SBC COMMISSIONER'S LIST

John Douglas	2002
Steve Thomas	2004
Kyle Young	2005, 07

SBC ACADEMIC HONOR ROLL

Keith Connor	2003
John Douglas	2003
Derek Glasper	2003
Leigh Harlem	2003
Bryant Mitchell	2003
Stephen Russell	2003
Chandler Knox	2005
Kyle Young	2006
Desmond Yates	2007
Demetrius Willms	2008
Kevin Kanaskie	2008, 09
Eric Allen	2009
Kevin Kanaskie	2009
Zane Gibson	2010
Jason Jones	2010, 11
Calvin O'Neil	2010
James Washington	2010
Demario Williams	2010
Jimmy Oden	2011
Gavin Gibson	2012

FIRST TEAM ALL-OVC

Ken Trickey	1953-54
Sam Smith	1954
Doug Shrader	1955
Bob Williamson	1958
Bob Burden	1960
Larry Stewart	1963-64
Willie Brown	1968-69
Ken Riley	1970-71
Herman Sykes	1972
Jimmy Powell	1973-74
Jimmy Martin	1975
Steve Peeler	1975
George Sorrell	1975
Tim Sisneros	1976
Bob Martin	1977
Greg Joyner	1977-79
Claude Taylor	1978
Jerry Beck	1980
Leroy Coleman	1980
Jerry Beck	1981-82
Kim Cooksey	1985-86
Duane Washington	1987
Chris Rainey	1988-89
Randy Henry	1989
Kevin Wallace	1990
Warren Kidd	1991, '93
Milton Dean	1994
Nod Carter	1997
Aylton Tesch	1998

SECOND TEAM ALL-OVC

Rick Campbell	1981-82
Andrew Tunstill	1986
Dwayne Rainey	1987
Randy Henry	1988
Ty Baynham	1988
Kerry Hammonds	1989
Warren Kidd	1992
Robert Taylor	1992-93
Nod Carter	1996
Roni Bailey	1997
Fernando Ortiz	2000

HONORABLE MENTION ALL-OVC

Ray Kempf	1964
Billy Martin	1965
Russell Smith	1984
Doug Lipscomb	1984
Kerry Hammonds	1986
Randy Henry	1987
Gerald Harris	1989-90
Chris Ingram	1991
Kelvin Hammonds	1992
Quincy Vance	1992
Tim Gaither	1995-96
Aylton Tesch	1996
Freddie Martinez	1998
Cedrick Wallace	2000

OVC PLAYER OF THE YEAR

George Sorrell	1975
Tim Sisneros	1976
Jerry Beck	1981-82

OVC NEWCOMER OF THE YEAR

David Washington	1995
Nod Carter	1996
Aylton Tesch	1996
Cedrick Wallace	1999

OVC TOURNAMENT MVP

Steve Peeler	1975
Bob Martin	1977





- HONORS & AWARDS -

ALL-OVC TOURNAMENT TEAM

Ken Trickey	1953-54
Sam Smith	1954
Doug Shrader	1955
Willie Brown	1967
Steve Peeler	1975
Tim Sisneros	1976
Bob Martin	1977
Greg Joyner	1978-79
Jerry Beck	1981-82
Rick Campbell	1982
Lonnie Thompson	1985
James Johnson	1985
Kim Cooksey	1985-86
Lee Campbell	1986
Kerry Hammonds	1989
Randy Henry	1989
Gerald Harris	1989
Robert Taylor	1991
Warren Kidd	1991
Aylton Tesch	1998

OVC COACH OF THE YEAR

Jimmy Earle	1974, '77
Bruce Stewart	1989





- LETTERWINNERS -

Mike Jesse	1972
Marvin Jinette	1955-57
Antwain Johnson	2017-18
James "JJ" Johnson	1985-86
Jayce Johnson	2019-2021
Jeff Johnson	1992
Nigel Johnson	2006-09
Terry Johnson	1971-72
Wally Johnson	1958
William "Willie" Johnson	1981-82
Matt Joines	2009-10
C.J. Jones	2020
Dwain Jones	1961
Devante "DJ" Jones	2015
Jason "JJ" Jones	2011-13
Josh Jones	2009-10
Shawn Jones	2011-14
Phil Jones	1961-62
Greg Joyner	1977-79

K

Kevin Kanaskie	2006-09
Ray Kempf	1964-65
Warren "Big Cat" Kidd	1991-93
Gerald King	1999
Nick King	2018
Marcos Knight	2012-13
Trantell "Tweety" Knight	2013-14
Sean Kromah	2020

L

Greg Laravie	1975-77
Rick Lasseter	1968-69
Eli Lawrence	2020-present
Tommy Legg	1970
Kydjana "KJ" Lewis	2019
Doug Lipscomb	1983-84
John David Little	2009-10
Jonathan Loe	2005
Luigi Lopes	2001-02
Marcus Lovett	1995

M

Lewis "Louie" Mack	1976-77
Marcus Mason	2000-01
Kim Malcolm	1974
Charles Manar	1957
Maury Mapes	1981-84
Reggie Marshall	1998
Bill Martin	1963-65
Bob Martin	1977-78
Jimmy "Stick" Martin	1973-75
Raymond "Zoom" Martin	1979-81
Freddie Martinez	1997-01
TJ Massenburg	2019
Bruce Massey	2012-13
Danny Mayfield	1981-83
Jack McCauley	1960-62
Steve McElhaney	1969
Ali McGhee	1998-99

Jimmy McGill	1986-87
Ron McKnight	2000
Lew McManus	1958
Phil Meadows	1964-65
Dan Midgett	1964-65
Mike Milholland	1964-65
Billy Miller	1984-87
Chase Miller	2017-19
Tyler Millin	2020-present
JoVontae "JV" Millner	2020-2021
Bryant Mitchell	2001-03
Marcus Mitchell	2021
Torrey Moore	1995-97
Marcus Morrison	2005-06
Lawrence Mosley	2019

N

Ronnie Newman	1958
Ed Newton	1960-62
Bill Nickell	1961-63
Greg Nimmo	1983
Lee Nosse	1998-00, '02

O

Jimmy Oden	2011-12
Calvin O'Neil	2005-07, '08-10
Fernando Ortiz	2000-01
Trevor Ottley	2010-11

P

Eric Parham	2002-03
Steve Peeler	1974-75
Finoy Perkins	2012-13
Edward "Pancakes" Perry	1980-83
Wardell "Poundcakes" Perry	1982-83
Joshua Phillips	2014-16
William Pippen	2002-03
Don Plonk	1957
Art Polk	1967-69
Nathaniel "Giddy" Potts	2015-18
Jimmy Powell	1973-74
Nick Prater	1971-73
John Price	1954, '57-59
Rod Pryor	1993
Karl "Kip" Puryear	1976-77

R

Chris Rainey	1987-89
Dwayne "Bam Bam" Rainey	1986-88
Larry "Dog" Rainey	1971
Robby Randolph	1980-81
JaQawn Raymond	2014-2016
Derek Render	1977-78
Napoleon Rhodes	2003
JaQuel Richmond	2015
Jimmy Riley	1978-79
Ken "Kru" Riley	1968, '70-71
Marcus Robinson	2003-04
Steve Rogers	1988
Jacquez Rozier	2012-15

S

Darrio Scott	2004-05
Terry Scott	1968-70
Reggie Scurry	2019-20
Brent Secrest	1994-96
Doug Shrader	1954-56
Therren Shelton-Szmidt	2018
Dontrell Shuler	2021
David Simmons	2018
Edward Simpson	2015-18

Donovan Sims 2018-present

Tim Sisneros	1973-76
Will Slatten	2018
Don Smith	1959-60
Russell "Slim" Smith	1984-85
Bryan Smithson	2004-05
Phil Snell	1987-88
George Sorrell	1974-75
Jim Spencer	1964-65
Larry Stewart	1963-64
George Stotser	1956
Stephen Strachan	2017
Jontaveous "JT" Sulton	2010-13
Stan Sumrell	1968-71
Jack Sutter	1965-67
Ellious Swanigan	1999
Herman "The Worm" Sykes	1971-72

T

Marcus Tarrance	2013-15
Claude "Sleepy" Taylor	1975-78
Robert "Cateye" Taylor	1990-93
Iiro Tenngren	2000-02
Aylton Tesch	1996, '98
Dale Thomas	1999-01
Davion Thomas	2018
Steve Thomas	2005
Terry Thomas	1965-67
Andrew Thompson	1984
Gil Thompson	1976
Lonnie Thompson	1984-85
Dave Thornton	1980
Forrest Toms	1973-74
Ken Trickey	1952-55
Andrew Tunstill	1986-87

U

Reggie Upshaw, Jr.	2014-17
--------------------	---------

V

Quincy "Q" Vance	1989-92
Adam Vogelsberg	2006

W

Tim Wagner	1962-64
Torin Walker	2011-14
Cedrick Wallace	1999-00
Kevin Wallace	1989-90
Brandon Walters	2017-18



- LETTERWINNERS -

**BLUE
RAIDER**

BASKETBALL

Chad Wampler	1993-95, '96-97
David Washington	1995-96
Duane Washington	1986-87
James "BJ" Washington	2009-11
Paul Washington	1994-95
Demario Watson	2001-03
Malandrick Webb	1989-90
Alex Weekes	2004-05
Fred White	2002
Garrick White	2002
Kevin White	1998-01
Tom Whittington	1964-66
Jonathan Whitworth	2000-01
Jermale Wilkerson	2001-02
D'Marius Wilkes	2001-02
Demario Williams	2008-10
JaCorey Williams	2017
Bob Williamson	1957-59
Ron Wilmouth	1962-64
Brad Wilson	1970
Bryant Woodford	1984
Kenon Wright	1994

Y

Bubba Yarbrough	1970-72
Desmond "Boogie" Yates	2007-10
Ted York	1956-57
Kyle Young	2004-07



HISTORY/RECORDS



GoBlueRaiders.com



@MT_MBB



@MT_MBB



MTMensBasketball



GoBlueRaiders.com